

File No. 200392

Committee Item No. 1

Board Item No. _____

COMMITTEE/BOARD OF SUPERVISORS

AGENDA PACKET CONTENTS LIST

Committee: Rules Committee

Date June 1, 2020

Board of Supervisors Meeting

Date _____

Cmte Board

- Motion
- Resolution
- Ordinance
- Legislative Digest
- Budget and Legislative Analyst Report
- Youth Commission Report
- Introduction Form
- Department/Agency Cover Letter and/or Report
- Memorandum of Understanding (MOU)
- Grant Information Form
- Grant Budget
- Subcontract Budget
- Contract/Agreement
- Form 126 - Ethics Commission
- Award Letter
- Application
- Form 700
- Vacancy Notice
- Information Sheet
- Public Correspondence

OTHER (Use back side if additional space is needed)

<input type="checkbox"/>	<input type="checkbox"/>	_____
<input type="checkbox"/>	<input type="checkbox"/>	_____
<input type="checkbox"/>	<input type="checkbox"/>	_____
<input type="checkbox"/>	<input type="checkbox"/>	_____
<input type="checkbox"/>	<input type="checkbox"/>	_____
<input type="checkbox"/>	<input type="checkbox"/>	_____
<input type="checkbox"/>	<input type="checkbox"/>	_____
<input type="checkbox"/>	<input type="checkbox"/>	_____
<input type="checkbox"/>	<input type="checkbox"/>	_____
<input type="checkbox"/>	<input type="checkbox"/>	_____

Completed by: Victor Young Date May 28, 2020

Completed by: _____ Date _____

1 [Mayoral Appointment, Police Commission - Geoffrey Gordon-Creed]

2

3 **Motion approving/rejecting the Mayor’s nomination for the appointment of Geoffrey**
4 **Gordon-Creed to the Police Commission, for a term ending April 30, 2024.**

5

6 WHEREAS, Pursuant to Charter, Section 4.109, Mayor Breed has submitted a
7 communication notifying the Board of Supervisors of the nomination for appointment of
8 Geoffrey Gordon-Creed to the Police Commission, received by the Clerk of the Board on April
9 16, 2020; and

10 WHEREAS, The Board of Supervisors has the authority to hold a public hearing and
11 vote on the appointment within 60 days following transmittal of the Mayor’s Notice of
12 Appointment, and the failure of the Board to act on the nomination within the 60-day period
13 shall result in the nominee being deemed approved; now, therefore, be it

14 MOVED, That the Board of Supervisors hereby approves/rejects the Mayor’s
15 nomination for the appointment of Geoffrey Gordon-Creed to the Police Commission, Seat
16 No. 4, for the unexpired portion of a four-year term ending April 30, 2024.

17

18

19

20

21


22

23

24

25

OFFICE OF THE MAYOR
SAN FRANCISCO



LONDON N. BREED
MAYOR

Notice of Nomination of Appointment

April 16, 2020

San Francisco Board of Supervisors
City Hall, Room 244
1 Dr. Carlton B. Goodlett Place
San Francisco, CA 94102

Honorable Board of Supervisors,

Pursuant to Charter §4.109, of the City and County of San Francisco, I make the following nomination:

Geoffrey Gordon-Creed, for appointment to the San Francisco Police Commission replacing Thomas Mazucco for a four year term ending April 30, 2024.

I am confident that Mr. Gordon-Creed will serve our community well. Attached are his qualifications to serve, which demonstrate his ability to represent the communities of interest, neighborhoods, and diverse populations of the City and County of San Francisco.

Thank you for your consideration of this appointment. Should you have any questions about this appointment nomination, please contact Rebecca Peacock in my office at (415) 554-6982.

A handwritten signature in blue ink that reads "London Breed".

London N. Breed
Mayor, City and County of San Francisco

GEOFFREY GORDON-CREED

EMPLOYMENT

Partner, Gordon-Creed, Kelley, Holl & Sugerman, LLP, 1994 to present.

- Founding Partner of mid-sized litigation firm handling a broad range of litigation matters, including complex commercial disputes, product liability, personal injury and professional negligence claims, employment matters and construction defect and contract claims.
- “AV Preeminent” rated attorney who has tried cases to successful verdicts before juries in state and federal courts throughout Northern California.
- Private mediator and court appointed arbitrator and mediator with the San Francisco Superior Court and the San Francisco Bar Association.
- Adjunct faculty member for the University of San Francisco School of Law Intensive Advocacy Program.

Deputy City Attorney, Office of the San Francisco City Attorney, 1992-1994.

- Served on Litigation team.
- Represented City and County of San Francisco in state and federal courts in wide range of matters including police, fire, health, recreation and park, and public transportation issues.

Associate Attorney, Carroll, Burdick & McDonough, 1988-1992.

- Specialized in product liability, construction defect and premises liability defense.

EDUCATION

George Washington University Law School, J.D., 1988.

University of Virginia, B.A. (American History), 1984.

OTHER ACTIVITIES & INTERESTS

Board Member, Point Blue Conservation Science, 2017 to present.

- Current Board Chair.

Board Member, Richmond District YMCA, 2012 to present.

- Current Board Chair.

San Francisco Ethics Commission, 1995-1998.

- Vice-Chair, Sept. 1995 to Oct. 1998.
- Acting Chair, October 1997 to March 1998.

Board Member, The Asheville School, 1990-1994.

COVER PAGE

Please type or print in ink.

NAME OF FILER (LAST) (FIRST) (MIDDLE)
 Gordon-Creed Geoffrey

1. Office, Agency, or Court

Agency Name (Do not use acronyms)
 City and County of San Francisco
 Division, Board, Department, District, if applicable Your Position
 Police Commission Commissioner

► If filing for multiple positions, list below or on an attachment. (Do not use acronyms)

Agency: _____ Position: _____

2. Jurisdiction of Office (Check at least one box)

State Judge, Retired Judge, Pro Tem Judge, or Court Commissioner (Statewide Jurisdiction)
 Multi-County _____ County of San Francisco
 City of San Francisco Other _____

3. Type of Statement (Check at least one box)

Annual: The period covered is January 1, 2019, through December 31, 2019.
 -or- The period covered is ____/____/____, through December 31, 2019.
 Assuming Office: Date assumed ____/____/____
 Candidate: Date of Election _____ and office sought, if different than Part 1: _____
 Leaving Office: Date Left ____/____/____ (Check one circle.)
 The period covered is January 1, 2019, through the date of leaving office.
 -or-
 The period covered is ____/____/____, through the date of leaving office.

4. Schedule Summary (must complete) ► Total number of pages including this cover page: _____

Schedules attached

Schedule A-1 - Investments – schedule attached **Schedule C - Income, Loans, & Business Positions** – schedule attached
 Schedule A-2 - Investments – schedule attached **Schedule D - Income – Gifts** – schedule attached
 Schedule B - Real Property – schedule attached **Schedule E - Income – Gifts – Travel Payments** – schedule attached

-or-

None - No reportable interests on any schedule

5. Verification

MAILING ADDRESS STREET CITY STATE ZIP CODE
 (Business or Agency Address Recommended - Public Document)
 _____ San Francisco CA 94158
 DAYTIME TELEPHONE NUMBER E-MAIL ADDRESS

I have used all reasonable diligence in preparing this statement. I have reviewed this statement and to the best of my knowledge the information contained herein and in any attached schedules is true and complete. I acknowledge this is a public document.

I certify under penalty of perjury under the laws of the State of California that the foregoing is true and correct.

Date Signed _____ Signature _____
 (month, day, year) (File the originally signed paper statement with your filing official.)

SCHEDULE A-1

Investments

Stocks, Bonds, and Other Interests

(Ownership Interest is Less Than 10%)

Investments must be itemized.

Do not attach brokerage or financial statements.

Name

Geoffrey Gordon-Creed

▶ NAME OF BUSINESS ENTITY
Abbott Laboratories

GENERAL DESCRIPTION OF THIS BUSINESS
Health Care - Medical Devices

FAIR MARKET VALUE
 \$2,000 - \$10,000 \$10,001 - \$100,000
 \$100,001 - \$1,000,000 Over \$1,000,000

NATURE OF INVESTMENT
 Stock Other _____
(Describe)

Partnership Income Received of \$0 - \$499
 Income Received of \$500 or More (Report on Schedule C)

IF APPLICABLE, LIST DATE:
____/____/19 ____/____/19
ACQUIRED DISPOSED

▶ NAME OF BUSINESS ENTITY
American Tower Corp.

GENERAL DESCRIPTION OF THIS BUSINESS
Real Estate - REIT

FAIR MARKET VALUE
 \$2,000 - \$10,000 \$10,001 - \$100,000
 \$100,001 - \$1,000,000 Over \$1,000,000

NATURE OF INVESTMENT
 Stock Other _____
(Describe)

Partnership Income Received of \$0 - \$499
 Income Received of \$500 or More (Report on Schedule C)

IF APPLICABLE, LIST DATE:
____/____/19 ____/____/19
ACQUIRED DISPOSED

▶ NAME OF BUSINESS ENTITY
Baxter International Inc.

GENERAL DESCRIPTION OF THIS BUSINESS
Healthcare - Medical Instruments & Supplies

FAIR MARKET VALUE
 \$2,000 - \$10,000 \$10,001 - \$100,000
 \$100,001 - \$1,000,000 Over \$1,000,000

NATURE OF INVESTMENT
 Stock Other _____
(Describe)

Partnership Income Received of \$0 - \$499
 Income Received of \$500 or More (Report on Schedule C)

IF APPLICABLE, LIST DATE:
____/____/19 ____/____/19
ACQUIRED DISPOSED

▶ NAME OF BUSINESS ENTITY
BCE Inc.

GENERAL DESCRIPTION OF THIS BUSINESS
Communication Services - Telecom Services

FAIR MARKET VALUE
 \$2,000 - \$10,000 \$10,001 - \$100,000
 \$100,001 - \$1,000,000 Over \$1,000,000

NATURE OF INVESTMENT
 Stock Other _____
(Describe)

Partnership Income Received of \$0 - \$499
 Income Received of \$500 or More (Report on Schedule C)

IF APPLICABLE, LIST DATE:
____/____/19 ____/____/19
ACQUIRED DISPOSED

▶ NAME OF BUSINESS ENTITY
Bristol-Myers Squibb

GENERAL DESCRIPTION OF THIS BUSINESS
Healthcare - Drug Manufacturers

FAIR MARKET VALUE
 \$2,000 - \$10,000 \$10,001 - \$100,000
 \$100,001 - \$1,000,000 Over \$1,000,000

NATURE OF INVESTMENT
 Stock Other _____
(Describe)

Partnership Income Received of \$0 - \$499
 Income Received of \$500 or More (Report on Schedule C)

IF APPLICABLE, LIST DATE:
____/____/19 ____/____/19
ACQUIRED DISPOSED

▶ NAME OF BUSINESS ENTITY
Crown Castle International Corp.

GENERAL DESCRIPTION OF THIS BUSINESS
Real Estate - REIT

FAIR MARKET VALUE
 \$2,000 - \$10,000 \$10,001 - \$100,000
 \$100,001 - \$1,000,000 Over \$1,000,000

NATURE OF INVESTMENT
 Stock Other _____
(Describe)

Partnership Income Received of \$0 - \$499
 Income Received of \$500 or More (Report on Schedule C)

IF APPLICABLE, LIST DATE:
____/____/19 ____/____/19
ACQUIRED DISPOSED

Comments: _____

SCHEDULE A-1

Investments

Stocks, Bonds, and Other Interests

(Ownership Interest is Less Than 10%)

Investments must be itemized.

Do not attach brokerage or financial statements.

CALIFORNIA FORM 700
FAIR POLITICAL PRACTICES COMMISSION
Name: Geoffrey Gordon-Creed

NAME OF BUSINESS ENTITY: First Trust Nasdaq Cybersecurity ETF
GENERAL DESCRIPTION OF THIS BUSINESS: Cyber Security ETF
FAIR MARKET VALUE: \$10,001 - \$100,000
NATURE OF INVESTMENT: Other (ETF)

NAME OF BUSINESS ENTITY: Costco Wholesale Corp.
GENERAL DESCRIPTION OF THIS BUSINESS: Consumer Defensive - Discount Stores
FAIR MARKET VALUE: \$10,001 - \$100,000
NATURE OF INVESTMENT: Stock

NAME OF BUSINESS ENTITY: CVS Caremark Corp.
GENERAL DESCRIPTION OF THIS BUSINESS: Healthcare - Healthcare Plans
FAIR MARKET VALUE: \$10,001 - \$100,000
NATURE OF INVESTMENT: Stock

NAME OF BUSINESS ENTITY: Delta Air Lines Inc.
GENERAL DESCRIPTION OF THIS BUSINESS: Industrials - Airlines
FAIR MARKET VALUE: \$2,000 - \$10,000
NATURE OF INVESTMENT: Stock

NAME OF BUSINESS ENTITY: Danaher Corp.
GENERAL DESCRIPTION OF THIS BUSINESS: Healthcare - Diagnostics & Research
FAIR MARKET VALUE: \$10,001 - \$100,000
NATURE OF INVESTMENT: Stock

NAME OF BUSINESS ENTITY: Walt Disney Co
GENERAL DESCRIPTION OF THIS BUSINESS: Communication Services - Entertainment
FAIR MARKET VALUE: \$10,001 - \$100,000
NATURE OF INVESTMENT: Stock

Comments:

SCHEDULE A-1

Investments

Stocks, Bonds, and Other Interests

(Ownership Interest is Less Than 10%)

Investments must be itemized.

Do not attach brokerage or financial statements.

Name

Geoffrey Gordon-Creed

▶ NAME OF BUSINESS ENTITY
First Trust Water ETF

GENERAL DESCRIPTION OF THIS BUSINESS
Water ETF

FAIR MARKET VALUE
 \$2,000 - \$10,000 \$10,001 - \$100,000
 \$100,001 - \$1,000,000 Over \$1,000,000

NATURE OF INVESTMENT ETF
 Stock Other _____
(Describe)

Partnership Income Received of \$0 - \$499
 Income Received of \$500 or More (Report on Schedule C)

IF APPLICABLE, LIST DATE:
____/____/____ 19 ____/____/____ 19
ACQUIRED DISPOSED

▶ NAME OF BUSINESS ENTITY
Genmab A/S

GENERAL DESCRIPTION OF THIS BUSINESS
Healthcare - Biotechnology

FAIR MARKET VALUE
 \$2,000 - \$10,000 \$10,001 - \$100,000
 \$100,001 - \$1,000,000 Over \$1,000,000

NATURE OF INVESTMENT
 Stock Other _____
(Describe)

Partnership Income Received of \$0 - \$499
 Income Received of \$500 or More (Report on Schedule C)

IF APPLICABLE, LIST DATE:
____/____/____ 19 ____/____/____ 19
ACQUIRED DISPOSED

▶ NAME OF BUSINESS ENTITY
Honeywell

GENERAL DESCRIPTION OF THIS BUSINESS
Industrials - Specialty Industrial Machinery

FAIR MARKET VALUE
 \$2,000 - \$10,000 \$10,001 - \$100,000
 \$100,001 - \$1,000,000 Over \$1,000,000

NATURE OF INVESTMENT
 Stock Other _____
(Describe)

Partnership Income Received of \$0 - \$499
 Income Received of \$500 or More (Report on Schedule C)

IF APPLICABLE, LIST DATE:
____/____/____ 19 ____/____/____ 19
ACQUIRED DISPOSED

▶ NAME OF BUSINESS ENTITY
International Business Machines

GENERAL DESCRIPTION OF THIS BUSINESS
Technology - Information Technology Services

FAIR MARKET VALUE
 \$2,000 - \$10,000 \$10,001 - \$100,000
 \$100,001 - \$1,000,000 Over \$1,000,000

NATURE OF INVESTMENT
 Stock Other _____
(Describe)

Partnership Income Received of \$0 - \$499
 Income Received of \$500 or More (Report on Schedule C)

IF APPLICABLE, LIST DATE:
____/____/____ 19 ____/____/____ 19
ACQUIRED DISPOSED

▶ NAME OF BUSINESS ENTITY
Johnson & Johnson

GENERAL DESCRIPTION OF THIS BUSINESS
Healthcare - Drug Manufacturers

FAIR MARKET VALUE
 \$2,000 - \$10,000 \$10,001 - \$100,000
 \$100,001 - \$1,000,000 Over \$1,000,000

NATURE OF INVESTMENT
 Stock Other _____
(Describe)

Partnership Income Received of \$0 - \$499
 Income Received of \$500 or More (Report on Schedule C)

IF APPLICABLE, LIST DATE:
____/____/____ 19 ____/____/____ 19
ACQUIRED DISPOSED

▶ NAME OF BUSINESS ENTITY
JP Morgan Chase & Co.

GENERAL DESCRIPTION OF THIS BUSINESS
Financial Services - Banks

FAIR MARKET VALUE
 \$2,000 - \$10,000 \$10,001 - \$100,000
 \$100,001 - \$1,000,000 Over \$1,000,000

NATURE OF INVESTMENT
 Stock Other _____
(Describe)

Partnership Income Received of \$0 - \$499
 Income Received of \$500 or More (Report on Schedule C)

IF APPLICABLE, LIST DATE:
____/____/____ 19 ____/____/____ 19
ACQUIRED DISPOSED

Comments: _____

SCHEDULE A-1

Investments

Stocks, Bonds, and Other Interests

(Ownership Interest is Less Than 10%)

Investments must be itemized.

Do not attach brokerage or financial statements.

Name

Geoffrey Gordon-Creed

▶ NAME OF BUSINESS ENTITY
3M Co.

GENERAL DESCRIPTION OF THIS BUSINESS
Industrials - Specialty Industrial Machinery

FAIR MARKET VALUE
 \$2,000 - \$10,000 \$10,001 - \$100,000
 \$100,001 - \$1,000,000 Over \$1,000,000

NATURE OF INVESTMENT
 Stock Other _____ (Describe)
 Partnership Income Received of \$0 - \$499
 Income Received of \$500 or More (Report on Schedule C)

IF APPLICABLE, LIST DATE:
____/____/19 ____/____/19
ACQUIRED DISPOSED

▶ NAME OF BUSINESS ENTITY
Merck & Co. Inc.

GENERAL DESCRIPTION OF THIS BUSINESS
Healthcare - Drug Manufacturers

FAIR MARKET VALUE
 \$2,000 - \$10,000 \$10,001 - \$100,000
 \$100,001 - \$1,000,000 Over \$1,000,000

NATURE OF INVESTMENT
 Stock Other _____ (Describe)
 Partnership Income Received of \$0 - \$499
 Income Received of \$500 or More (Report on Schedule C)

IF APPLICABLE, LIST DATE:
____/____/19 ____/____/19
ACQUIRED DISPOSED

▶ NAME OF BUSINESS ENTITY
Microsoft Corp.

GENERAL DESCRIPTION OF THIS BUSINESS
Technology - Software Infrastructure

FAIR MARKET VALUE
 \$2,000 - \$10,000 \$10,001 - \$100,000
 \$100,001 - \$1,000,000 Over \$1,000,000

NATURE OF INVESTMENT
 Stock Other _____ (Describe)
 Partnership Income Received of \$0 - \$499
 Income Received of \$500 or More (Report on Schedule C)

IF APPLICABLE, LIST DATE:
____/____/19 ____/____/19
ACQUIRED DISPOSED

▶ NAME OF BUSINESS ENTITY
NextEra Energy Resources

GENERAL DESCRIPTION OF THIS BUSINESS
Utilities - Regulated Electric

FAIR MARKET VALUE
 \$2,000 - \$10,000 \$10,001 - \$100,000
 \$100,001 - \$1,000,000 Over \$1,000,000

NATURE OF INVESTMENT
 Stock Other _____ (Describe)
 Partnership Income Received of \$0 - \$499
 Income Received of \$500 or More (Report on Schedule C)

IF APPLICABLE, LIST DATE:
____/____/19 ____/____/19
ACQUIRED DISPOSED

▶ NAME OF BUSINESS ENTITY
Palo Alto Networks, Inc.

GENERAL DESCRIPTION OF THIS BUSINESS
Technology - Software Infrastructure

FAIR MARKET VALUE
 \$2,000 - \$10,000 \$10,001 - \$100,000
 \$100,001 - \$1,000,000 Over \$1,000,000

NATURE OF INVESTMENT
 Stock Other _____ (Describe)
 Partnership Income Received of \$0 - \$499
 Income Received of \$500 or More (Report on Schedule C)

IF APPLICABLE, LIST DATE:
____/____/19 ____/____/19
ACQUIRED DISPOSED

▶ NAME OF BUSINESS ENTITY
Pepsico Inc Com

GENERAL DESCRIPTION OF THIS BUSINESS
Consumer Defensive - Beverages Non-Alcohol

FAIR MARKET VALUE
 \$2,000 - \$10,000 \$10,001 - \$100,000
 \$100,001 - \$1,000,000 Over \$1,000,000

NATURE OF INVESTMENT
 Stock Other _____ (Describe)
 Partnership Income Received of \$0 - \$499
 Income Received of \$500 or More (Report on Schedule C)

IF APPLICABLE, LIST DATE:
____/____/19 ____/____/19
ACQUIRED DISPOSED

Comments: _____

SCHEDULE A-1

Investments

Stocks, Bonds, and Other Interests

(Ownership Interest is Less Than 10%)

Investments must be itemized.

Do not attach brokerage or financial statements.

Name

Geoffrey Gordon-Creed

▶ NAME OF BUSINESS ENTITY
Pfizer Inc.

GENERAL DESCRIPTION OF THIS BUSINESS
Healthcare - Drug Manufacturers

FAIR MARKET VALUE
 \$2,000 - \$10,000 \$10,001 - \$100,000
 \$100,001 - \$1,000,000 Over \$1,000,000

NATURE OF INVESTMENT
 Stock Other _____ (Describe)
 Partnership Income Received of \$0 - \$499
 Income Received of \$500 or More (Report on Schedule C)

IF APPLICABLE, LIST DATE:
 _____ / _____ / **19** _____ / _____ / **19**
 ACQUIRED DISPOSED

▶ NAME OF BUSINESS ENTITY
Procter & Gamble Co Com

GENERAL DESCRIPTION OF THIS BUSINESS
Consumer Defensive - Household Products

FAIR MARKET VALUE
 \$2,000 - \$10,000 \$10,001 - \$100,000
 \$100,001 - \$1,000,000 Over \$1,000,000

NATURE OF INVESTMENT
 Stock Other _____ (Describe)
 Partnership Income Received of \$0 - \$499
 Income Received of \$500 or More (Report on Schedule C)

IF APPLICABLE, LIST DATE:
 _____ / _____ / **19** _____ / _____ / **19**
 ACQUIRED DISPOSED

▶ NAME OF BUSINESS ENTITY
PowerShares Water Resources ETF

GENERAL DESCRIPTION OF THIS BUSINESS
Water ETF

FAIR MARKET VALUE
 \$2,000 - \$10,000 \$10,001 - \$100,000
 \$100,001 - \$1,000,000 Over \$1,000,000

NATURE OF INVESTMENT
 Stock Other ETF _____ (Describe)
 Partnership Income Received of \$0 - \$499
 Income Received of \$500 or More (Report on Schedule C)

IF APPLICABLE, LIST DATE:
 _____ / _____ / **19** _____ / _____ / **19**
 ACQUIRED DISPOSED

▶ NAME OF BUSINESS ENTITY
PNC Bank Corp.

GENERAL DESCRIPTION OF THIS BUSINESS
Financial Services - Banks

FAIR MARKET VALUE
 \$2,000 - \$10,000 \$10,001 - \$100,000
 \$100,001 - \$1,000,000 Over \$1,000,000

NATURE OF INVESTMENT
 Stock Other _____ (Describe)
 Partnership Income Received of \$0 - \$499
 Income Received of \$500 or More (Report on Schedule C)

IF APPLICABLE, LIST DATE:
 _____ / _____ / **19** _____ / _____ / **19**
 ACQUIRED DISPOSED

▶ NAME OF BUSINESS ENTITY
Pinnacle Financial Partners Inc.

GENERAL DESCRIPTION OF THIS BUSINESS
Financial Services - Banks

FAIR MARKET VALUE
 \$2,000 - \$10,000 \$10,001 - \$100,000
 \$100,001 - \$1,000,000 Over \$1,000,000

NATURE OF INVESTMENT
 Stock Other _____ (Describe)
 Partnership Income Received of \$0 - \$499
 Income Received of \$500 or More (Report on Schedule C)

IF APPLICABLE, LIST DATE:
 _____ / _____ / **19** _____ / _____ / **19**
 ACQUIRED DISPOSED

▶ NAME OF BUSINESS ENTITY
Qualcomm Inc Com

GENERAL DESCRIPTION OF THIS BUSINESS
Technology - Semiconductors

FAIR MARKET VALUE
 \$2,000 - \$10,000 \$10,001 - \$100,000
 \$100,001 - \$1,000,000 Over \$1,000,000

NATURE OF INVESTMENT
 Stock Other _____ (Describe)
 Partnership Income Received of \$0 - \$499
 Income Received of \$500 or More (Report on Schedule C)

IF APPLICABLE, LIST DATE:
 _____ / _____ / **19** _____ / _____ / **19**
 ACQUIRED DISPOSED

Comments: _____

SCHEDULE A-1

Investments

Stocks, Bonds, and Other Interests

(Ownership Interest is Less Than 10%)

Investments must be itemized.

Do not attach brokerage or financial statements.

Name

Geoffrey Gordon-Creed

▶ NAME OF BUSINESS ENTITY
Invesco S&P 500 Eq Weight Consumer Staples

GENERAL DESCRIPTION OF THIS BUSINESS
Consumer Staples ETF

FAIR MARKET VALUE
 \$2,000 - \$10,000 \$10,001 - \$100,000
 \$100,001 - \$1,000,000 Over \$1,000,000

NATURE OF INVESTMENT ETF
 Stock Other _____ (Describe)
 Partnership Income Received of \$0 - \$499
 Income Received of \$500 or More (Report on Schedule C)

IF APPLICABLE, LIST DATE:
 ____/____/19 ____/____/19
 ACQUIRED DISPOSED

▶ NAME OF BUSINESS ENTITY
Invesco S&P 500 Eq Weight Health Care ETF

GENERAL DESCRIPTION OF THIS BUSINESS
Healthcare ETF

FAIR MARKET VALUE
 \$2,000 - \$10,000 \$10,001 - \$100,000
 \$100,001 - \$1,000,000 Over \$1,000,000

NATURE OF INVESTMENT ETF
 Stock Other _____ (Describe)
 Partnership Income Received of \$0 - \$499
 Income Received of \$500 or More (Report on Schedule C)

IF APPLICABLE, LIST DATE:
 ____/____/19 ____/____/19
 ACQUIRED DISPOSED

▶ NAME OF BUSINESS ENTITY
Guggenheim S&P 500 Eq Weighted Technology

GENERAL DESCRIPTION OF THIS BUSINESS
Technology ETF

FAIR MARKET VALUE
 \$2,000 - \$10,000 \$10,001 - \$100,000
 \$100,001 - \$1,000,000 Over \$1,000,000

NATURE OF INVESTMENT ETF
 Stock Other _____ (Describe)
 Partnership Income Received of \$0 - \$499
 Income Received of \$500 or More (Report on Schedule C)

IF APPLICABLE, LIST DATE:
 ____/____/19 ____/____/19
 ACQUIRED DISPOSED

▶ NAME OF BUSINESS ENTITY
Sabesp ADS

GENERAL DESCRIPTION OF THIS BUSINESS
Utilities - Regulated Water

FAIR MARKET VALUE
 \$2,000 - \$10,000 \$10,001 - \$100,000
 \$100,001 - \$1,000,000 Over \$1,000,000

NATURE OF INVESTMENT
 Stock Other _____ (Describe)
 Partnership Income Received of \$0 - \$499
 Income Received of \$500 or More (Report on Schedule C)

IF APPLICABLE, LIST DATE:
 ____/____/19 ____/____/19
 ACQUIRED DISPOSED

▶ NAME OF BUSINESS ENTITY
AT&T Inc.

GENERAL DESCRIPTION OF THIS BUSINESS
Communication Services - Telecom Services

FAIR MARKET VALUE
 \$2,000 - \$10,000 \$10,001 - \$100,000
 \$100,001 - \$1,000,000 Over \$1,000,000

NATURE OF INVESTMENT
 Stock Other _____ (Describe)
 Partnership Income Received of \$0 - \$499
 Income Received of \$500 or More (Report on Schedule C)

IF APPLICABLE, LIST DATE:
 ____/____/19 ____/____/19
 ACQUIRED DISPOSED

▶ NAME OF BUSINESS ENTITY
Volkswagen AG

GENERAL DESCRIPTION OF THIS BUSINESS
Consumer Cyclical - Automobiles

FAIR MARKET VALUE
 \$2,000 - \$10,000 \$10,001 - \$100,000
 \$100,001 - \$1,000,000 Over \$1,000,000

NATURE OF INVESTMENT
 Stock Other _____ (Describe)
 Partnership Income Received of \$0 - \$499
 Income Received of \$500 or More (Report on Schedule C)

IF APPLICABLE, LIST DATE:
 ____/____/19 ____/____/19
 ACQUIRED DISPOSED

Comments: _____

SCHEDULE A-1

Investments

Stocks, Bonds, and Other Interests

(Ownership Interest is Less Than 10%)

Investments must be itemized.

Do not attach brokerage or financial statements.

Name

Geoffrey Gordon-Creed

▶ NAME OF BUSINESS ENTITY
Verizon Communications

GENERAL DESCRIPTION OF THIS BUSINESS
Communication Services - Telecom Services

FAIR MARKET VALUE
 \$2,000 - \$10,000 \$10,001 - \$100,000
 \$100,001 - \$1,000,000 Over \$1,000,000

NATURE OF INVESTMENT
 Stock Other _____ (Describe)
 Partnership Income Received of \$0 - \$499
 Income Received of \$500 or More (Report on Schedule C)

IF APPLICABLE, LIST DATE:
 ____/____/19 ____/____/19
 ACQUIRED DISPOSED

▶ NAME OF BUSINESS ENTITY
Watts Water Technologies, Inc.

GENERAL DESCRIPTION OF THIS BUSINESS
Industrials - Specialty Industrial Machinery

FAIR MARKET VALUE
 \$2,000 - \$10,000 \$10,001 - \$100,000
 \$100,001 - \$1,000,000 Over \$1,000,000

NATURE OF INVESTMENT
 Stock Other _____ (Describe)
 Partnership Income Received of \$0 - \$499
 Income Received of \$500 or More (Report on Schedule C)

IF APPLICABLE, LIST DATE:
 ____/____/19 ____/____/19
 ACQUIRED DISPOSED

▶ NAME OF BUSINESS ENTITY
Zoetis Inc.

GENERAL DESCRIPTION OF THIS BUSINESS
Healthcare - Drug Manufacturers

FAIR MARKET VALUE
 \$2,000 - \$10,000 \$10,001 - \$100,000
 \$100,001 - \$1,000,000 Over \$1,000,000

NATURE OF INVESTMENT
 Stock Other _____ (Describe)
 Partnership Income Received of \$0 - \$499
 Income Received of \$500 or More (Report on Schedule C)

IF APPLICABLE, LIST DATE:
 ____/____/19 ____/____/19
 ACQUIRED DISPOSED

▶ NAME OF BUSINESS ENTITY
Headlands Capital Secondary Fund II, LP

GENERAL DESCRIPTION OF THIS BUSINESS
Private Equity Secondaries Fund

FAIR MARKET VALUE
 \$2,000 - \$10,000 \$10,001 - \$100,000
 \$100,001 - \$1,000,000 Over \$1,000,000

NATURE OF INVESTMENT
 Stock Other _____ (Describe)
 Partnership Income Received of \$0 - \$499
 Income Received of \$500 or More (Report on Schedule C)

IF APPLICABLE, LIST DATE:
 ____/____/19 ____/____/19
 ACQUIRED DISPOSED

▶ NAME OF BUSINESS ENTITY
Palladian Partners IX, LP

GENERAL DESCRIPTION OF THIS BUSINESS
Private Equity Fund of Funds

FAIR MARKET VALUE
 \$2,000 - \$10,000 \$10,001 - \$100,000
 \$100,001 - \$1,000,000 Over \$1,000,000

NATURE OF INVESTMENT
 Stock Other _____ (Describe)
 Partnership Income Received of \$0 - \$499
 Income Received of \$500 or More (Report on Schedule C)

IF APPLICABLE, LIST DATE:
 ____/____/19 ____/____/19
 ACQUIRED DISPOSED

▶ NAME OF BUSINESS ENTITY
MAP 2018, LP

GENERAL DESCRIPTION OF THIS BUSINESS
Wind Energy, Solar & Energy Storage Fund

FAIR MARKET VALUE
 \$2,000 - \$10,000 \$10,001 - \$100,000
 \$100,001 - \$1,000,000 Over \$1,000,000

NATURE OF INVESTMENT
 Stock Other _____ (Describe)
 Partnership Income Received of \$0 - \$499
 Income Received of \$500 or More (Report on Schedule C)

IF APPLICABLE, LIST DATE:
 ____/____/19 ____/____/19
 ACQUIRED DISPOSED

Comments: _____

SCHEDULE A-1

Investments

Stocks, Bonds, and Other Interests

(Ownership Interest is Less Than 10%)

Investments must be itemized.

Do not attach brokerage or financial statements.

Name

Geoffrey Gordon-Creed

NAME OF BUSINESS ENTITY: ITE Rail 2019 Fund LP
GENERAL DESCRIPTION OF THIS BUSINESS: Industrial Railcars Fund
FAIR MARKET VALUE: \$10,001 - \$100,000
NATURE OF INVESTMENT: Partnership
IF APPLICABLE, LIST DATE: ACQUIRED

NAME OF BUSINESS ENTITY: HighBrook Income Property Fund II, LP
GENERAL DESCRIPTION OF THIS BUSINESS: Private Real Estate Fund
FAIR MARKET VALUE: \$10,001 - \$100,000
NATURE OF INVESTMENT: Partnership
IF APPLICABLE, LIST DATE: ACQUIRED

NAME OF BUSINESS ENTITY: HighBrook Property Fund III, LP
GENERAL DESCRIPTION OF THIS BUSINESS: Private Real Estate Fund
FAIR MARKET VALUE: \$10,001 - \$100,000
NATURE OF INVESTMENT: Partnership
IF APPLICABLE, LIST DATE: ACQUIRED

NAME OF BUSINESS ENTITY: Metropolitan Real Estate Partners VI, LP
GENERAL DESCRIPTION OF THIS BUSINESS: Private Real Estate Fund
FAIR MARKET VALUE: \$10,001 - \$100,000
NATURE OF INVESTMENT: Partnership
IF APPLICABLE, LIST DATE: ACQUIRED

NAME OF BUSINESS ENTITY: Drawbridge Special Opp Liquidating Fund
GENERAL DESCRIPTION OF THIS BUSINESS: Hedge Fund
FAIR MARKET VALUE: \$10,001 - \$100,000
NATURE OF INVESTMENT: Partnership
IF APPLICABLE, LIST DATE: ACQUIRED

NAME OF BUSINESS ENTITY: Palladian Partners VI, LP
GENERAL DESCRIPTION OF THIS BUSINESS: Private Equity Fund of Funds
FAIR MARKET VALUE: \$100,001 - \$1,000,000
NATURE OF INVESTMENT: Partnership
IF APPLICABLE, LIST DATE: ACQUIRED

Comments:

SCHEDULE B
Interests in Real Property
(Including Rental Income)

▶ ASSESSOR'S PARCEL NUMBER OR STREET ADDRESS
111-14th Ave

CITY
San Francisco, CA

FAIR MARKET VALUE IF APPLICABLE, LIST DATE:
 \$2,000 - \$10,000
 \$10,001 - \$100,000
 \$100,001 - \$1,000,000
 Over \$1,000,000

IF APPLICABLE, LIST DATE:
____/____/19 ____/____/19
ACQUIRED DISPOSED

NATURE OF INTEREST
 Ownership/Deed of Trust Easement
 Leasehold _____ _____
Yrs. remaining Other

IF RENTAL PROPERTY, GROSS INCOME RECEIVED
 \$0 - \$499 \$500 - \$1,000 \$1,001 - \$10,000
 \$10,001 - \$100,000 OVER \$100,000

SOURCES OF RENTAL INCOME: If you own a 10% or greater interest, list the name of each tenant that is a single source of income of \$10,000 or more.
 None
Monica Meyer, Anthony Nero, Jacob Carlos, Michael Ward

▶ ASSESSOR'S PARCEL NUMBER OR STREET ADDRESS

CITY

FAIR MARKET VALUE IF APPLICABLE, LIST DATE:
 \$2,000 - \$10,000
 \$10,001 - \$100,000
 \$100,001 - \$1,000,000
 Over \$1,000,000

IF APPLICABLE, LIST DATE:
____/____/19 ____/____/19
ACQUIRED DISPOSED

NATURE OF INTEREST
 Ownership/Deed of Trust Easement
 Leasehold _____ _____
Yrs. remaining Other

IF RENTAL PROPERTY, GROSS INCOME RECEIVED
 \$0 - \$499 \$500 - \$1,000 \$1,001 - \$10,000
 \$10,001 - \$100,000 OVER \$100,000

SOURCES OF RENTAL INCOME: If you own a 10% or greater interest, list the name of each tenant that is a single source of income of \$10,000 or more.
 None

* You are not required to report loans from a commercial lending institution made in the lender's regular course of business on terms available to members of the public without regard to your official status. Personal loans and loans received not in a lender's regular course of business must be disclosed as follows:

NAME OF LENDER*

ADDRESS (Business Address Acceptable)

BUSINESS ACTIVITY, IF ANY, OF LENDER

INTEREST RATE TERM (Months/Years)
_____% None _____

HIGHEST BALANCE DURING REPORTING PERIOD
 \$500 - \$1,000 \$1,001 - \$10,000
 \$10,001 - \$100,000 OVER \$100,000

Guarantor, if applicable

Filer's Verification

Print Name Geoffrey Gordon-Creed

Office, Agency or Court SF Police Commission

Statement Type 2019/2020 Annual Assuming Leaving
 _____ Annual Candidate
(yr)

I have used all reasonable diligence in preparing this statement. I have reviewed this statement and to the best of my knowledge the information contained herein and in any attached schedules is true and complete.

I certify under penalty of perjury under the laws of the State of California that the foregoing is true and correct.

Date Signed _____
(month, day, year)

Filer's Signature _____

Comments: _____

SCHEDULE C

Income, Loans, & Business Positions

(Other than Gifts and Travel Payments)

▶ 1. INCOME RECEIVED	▶ 1. INCOME RECEIVED
<p>NAME OF SOURCE OF INCOME <u>Gordon-Creed, Kelley, Holl & Sugerman</u></p> <p>ADDRESS <i>(Business Address Acceptable)</i> <u>1901 Harrison Street, 14th Fl., Oakland, CA 94612</u></p> <p>BUSINESS ACTIVITY, IF ANY, OF SOURCE <u>Law Firm</u></p> <p>YOUR BUSINESS POSITION <u>Partner</u></p> <p>GROSS INCOME RECEIVED <input type="checkbox"/> No Income - Business Position Only</p> <p><input type="checkbox"/> \$500 - \$1,000 <input checked="" type="checkbox"/> \$1,001 - \$10,000</p> <p><input type="checkbox"/> \$10,001 - \$100,000 <input type="checkbox"/> OVER \$100,000</p> <p>CONSIDERATION FOR WHICH INCOME WAS RECEIVED</p> <p><input type="checkbox"/> Salary <input type="checkbox"/> Spouse's or registered domestic partner's income <i>(For self-employed use Schedule A-2.)</i></p> <p><input type="checkbox"/> Partnership <i>(Less than 10% ownership. For 10% or greater use Schedule A-2.)</i></p> <p><input type="checkbox"/> Sale of _____ <i>(Real property, car, boat, etc.)</i></p> <p><input type="checkbox"/> Loan repayment</p> <p><input type="checkbox"/> Commission or <input type="checkbox"/> Rental Income, <i>list each source of \$10,000 or more</i></p> <p>_____ <i>(Describe)</i></p> <p><input checked="" type="checkbox"/> Other <u>Payment of Bar Dues and Malpractice Ins.</u> <i>(Describe)</i></p>	<p>NAME OF SOURCE OF INCOME <u>Presidio Trust</u></p> <p>ADDRESS <i>(Business Address Acceptable)</i> <u>103 Montgomery Street, San Francisco, CA 94129</u></p> <p>BUSINESS ACTIVITY, IF ANY, OF SOURCE <u>National Park</u></p> <p>YOUR BUSINESS POSITION <u>CEO</u></p> <p>GROSS INCOME RECEIVED <input type="checkbox"/> No Income - Business Position Only</p> <p><input type="checkbox"/> \$500 - \$1,000 <input type="checkbox"/> \$1,001 - \$10,000</p> <p><input type="checkbox"/> \$10,001 - \$100,000 <input checked="" type="checkbox"/> OVER \$100,000</p> <p>CONSIDERATION FOR WHICH INCOME WAS RECEIVED</p> <p><input type="checkbox"/> Salary <input checked="" type="checkbox"/> Spouse's or registered domestic partner's income <i>(For self-employed use Schedule A-2.)</i></p> <p><input type="checkbox"/> Partnership <i>(Less than 10% ownership. For 10% or greater use Schedule A-2.)</i></p> <p><input type="checkbox"/> Sale of _____ <i>(Real property, car, boat, etc.)</i></p> <p><input type="checkbox"/> Loan repayment</p> <p><input type="checkbox"/> Commission or <input type="checkbox"/> Rental Income, <i>list each source of \$10,000 or more</i></p> <p>_____ <i>(Describe)</i></p> <p><input type="checkbox"/> Other _____ <i>(Describe)</i></p>

Comments: _____

▶ 2. LOANS RECEIVED OR OUTSTANDING DURING THE REPORTING PERIOD

* You are not required to report loans from a commercial lending institution, or any indebtedness created as part of a retail installment or credit card transaction, made in the lender's regular course of business on terms available to members of the public without regard to your official status. Personal loans and loans received not in a lender's regular course of business must be disclosed as follows:

<p>NAME OF LENDER* _____</p> <p>ADDRESS <i>(Business Address Acceptable)</i> _____</p> <p>BUSINESS ACTIVITY, IF ANY, OF LENDER _____</p> <p>HIGHEST BALANCE DURING REPORTING PERIOD</p> <p><input type="checkbox"/> \$500 - \$1,000</p> <p><input type="checkbox"/> \$1,001 - \$10,000</p> <p><input type="checkbox"/> \$10,001 - \$100,000</p> <p><input type="checkbox"/> OVER \$100,000</p>	<p>INTEREST RATE TERM (Months/Years)</p> <p>_____ % <input type="checkbox"/> None _____</p> <p>SECURITY FOR LOAN</p> <p><input type="checkbox"/> None <input type="checkbox"/> Personal residence</p> <p><input type="checkbox"/> Real Property _____ <i>Street address</i></p> <p>_____ <i>City</i></p> <p><input type="checkbox"/> Guarantor _____</p> <p><input type="checkbox"/> Other _____ <i>(Describe)</i></p>
--	--

Filer's Verification

Print Name _____ Office, Agency or Court _____

Statement Type 2019/2020 Annual _____ Annual Assuming Leaving Candidate
(yr)

I have used all reasonable diligence in preparing this statement. I have reviewed this statement and to the best of my knowledge the information contained herein and in any attached schedules is true and complete.

I certify under penalty of perjury under the laws of the State of California that the foregoing is true and correct.

Date Signed _____ Filer's Signature _____
(month, day, year)

SCHEDULE C

Income, Loans, & Business Positions

(Other than Gifts and Travel Payments)

CALIFORNIA FORM 700

FAIR POLITICAL PRACTICES COMMISSION

Name

Geoffrey Gordon-Creed

▶ 1. INCOME RECEIVED	▶ 1. INCOME RECEIVED
<p>NAME OF SOURCE OF INCOME <u>HighBrook Property Fund III, LP</u></p> <p>ADDRESS <i>(Business Address Acceptable)</i> <u>680 Fifth Avenue, 20th Floor, New York, NY</u></p> <p>BUSINESS ACTIVITY, IF ANY, OF SOURCE <u>Private Real Estate</u></p> <p>YOUR BUSINESS POSITION <u>Limited Partner</u></p> <p>GROSS INCOME RECEIVED <input type="checkbox"/> No Income - Business Position Only</p> <p><input type="checkbox"/> \$500 - \$1,000 <input type="checkbox"/> \$1,001 - \$10,000</p> <p><input checked="" type="checkbox"/> \$10,001 - \$100,000 <input type="checkbox"/> OVER \$100,000</p> <p>CONSIDERATION FOR WHICH INCOME WAS RECEIVED</p> <p><input type="checkbox"/> Salary <input type="checkbox"/> Spouse's or registered domestic partner's income <i>(For self-employed use Schedule A-2.)</i></p> <p><input checked="" type="checkbox"/> Partnership (Less than 10% ownership. For 10% or greater use Schedule A-2.)</p> <p><input type="checkbox"/> Sale of _____ <i>(Real property, car, boat, etc.)</i></p> <p><input type="checkbox"/> Loan repayment</p> <p><input type="checkbox"/> Commission or <input type="checkbox"/> Rental Income, list each source of \$10,000 or more</p> <p>_____ <i>(Describe)</i></p> <p><input type="checkbox"/> Other _____ <i>(Describe)</i></p>	<p>NAME OF SOURCE OF INCOME <u>Metropolitan Real Estate Partners VI, LP</u></p> <p>ADDRESS <i>(Business Address Acceptable)</i> <u>299 Park Avenue, 35th Floor, New York, NY</u></p> <p>BUSINESS ACTIVITY, IF ANY, OF SOURCE <u>Private Real Estate</u></p> <p>YOUR BUSINESS POSITION <u>Limited Partner</u></p> <p>GROSS INCOME RECEIVED <input type="checkbox"/> No Income - Business Position Only</p> <p><input type="checkbox"/> \$500 - \$1,000 <input checked="" type="checkbox"/> \$1,001 - \$10,000</p> <p><input type="checkbox"/> \$10,001 - \$100,000 <input type="checkbox"/> OVER \$100,000</p> <p>CONSIDERATION FOR WHICH INCOME WAS RECEIVED</p> <p><input type="checkbox"/> Salary <input type="checkbox"/> Spouse's or registered domestic partner's income <i>(For self-employed use Schedule A-2.)</i></p> <p><input checked="" type="checkbox"/> Partnership (Less than 10% ownership. For 10% or greater use Schedule A-2.)</p> <p><input type="checkbox"/> Sale of _____ <i>(Real property, car, boat, etc.)</i></p> <p><input type="checkbox"/> Loan repayment</p> <p><input type="checkbox"/> Commission or <input type="checkbox"/> Rental Income, list each source of \$10,000 or more</p> <p>_____ <i>(Describe)</i></p> <p><input type="checkbox"/> Other _____ <i>(Describe)</i></p>

▶ 2. LOANS RECEIVED OR OUTSTANDING DURING THE REPORTING PERIOD

* You are not required to report loans from a commercial lending institution, or any indebtedness created as part of a retail installment or credit card transaction, made in the lender's regular course of business on terms available to members of the public without regard to your official status. Personal loans and loans received not in a lender's regular course of business must be disclosed as follows:

<p>NAME OF LENDER* _____</p> <p>ADDRESS <i>(Business Address Acceptable)</i> _____</p> <p>BUSINESS ACTIVITY, IF ANY, OF LENDER _____</p> <p>HIGHEST BALANCE DURING REPORTING PERIOD</p> <p><input type="checkbox"/> \$500 - \$1,000</p> <p><input type="checkbox"/> \$1,001 - \$10,000</p> <p><input type="checkbox"/> \$10,001 - \$100,000</p> <p><input type="checkbox"/> OVER \$100,000</p>	<p>INTEREST RATE TERM (Months/Years)</p> <p>_____ % <input type="checkbox"/> None _____</p> <p>SECURITY FOR LOAN</p> <p><input type="checkbox"/> None <input type="checkbox"/> Personal residence</p> <p><input type="checkbox"/> Real Property _____ <i>Street address</i></p> <p>_____ <i>City</i></p> <p><input type="checkbox"/> Guarantor _____</p> <p><input type="checkbox"/> Other _____ <i>(Describe)</i></p>
--	--

Comments: _____

BOARD of SUPERVISORS



City Hall
1 Dr. Carlton B. Goodlett Place, Room 244
San Francisco 94102-4689
Tel. No. 554-5184
Fax No. 554-5163
TDD/TTY No. 554-5227

MEMORANDUM

Date: April 16, 2020
To: Members, Board of Supervisors
From: *AOC* Angela Calvillo, Clerk of the Board
Subject: Mayoral Nomination – Police Commission

On April 16, 2020, the Mayor submitted two complete nominations to the Police Commission, pursuant to Charter, Section 4.109. Nominations in this category are subject to confirmation by the Board of Supervisors (Board) and deemed approved if the Board fails to act within a specified time.

- **Nancy Tung**
 - Term ending April 30, 2024
- **Geoffrey Gordon-Creed**
 - Term ending April 30, 2024

If the Board of Supervisors fails to act on a nomination within 60 days (June 15, 2020) of the date the nomination is transmitted to the Clerk of the Board, the nominee shall be deemed confirmed as provided by Charter, Section 4.109.

Pursuant to Board Rule 2.18.1, the Clerk of the Board shall refer the motions to the Rules Committee for a hearing as soon as possible.

(Attachments)

c: Hillary Ronen - Rules Committee Chair
Alisa Somera - Legislative Deputy
Anne Pearson - Deputy City Attorney
Sophia Kittler - Mayor's Legislative Liaison

San Francisco
BOARD OF SUPERVISORS

Date Printed: March 13, 2017

Date Established: December 5, 2003

Active

POLICE COMMISSION

Contact and Address:

Rachael Kilshaw Inspector
Police Commission
1245 3rd Street, 6th Floor
San Francisco, CA 94158

Phone: (415) 837-7070

Fax: (415) 575-6083

Email: sfpd.commission@sfgov.org

Authority:

Charter, Sections 4.109 and 4.127 (Proposition H, November 4, 2003)

Board Qualifications:

The Police Commission shall consist of seven (7) members:

- > Three (3) members shall be nominated by the Rules Committee of the Board of Supervisors; and
- > Four (4) members nominated by the Mayor, at least one (1) shall be a retired judge or an attorney with trial experience.

Each nomination shall be subject to confirmation by the Board of Supervisors. The Mayor's nominations shall be the subject of a public hearing and vote within 60 days. If the Board of Supervisors rejects the Mayor's nomination to fill the seat designated for a retired judge or attorney with trial experience, the Mayor shall nominate a different person with such qualifications. If the Board of Supervisors fails to act on a mayoral nomination within 60 days from the date the nomination is transmitted to the Clerk of the Board of Supervisors, the nominee shall be deemed confirmed.

To stagger the terms of the seven members, of the first four members nominated by the Mayor, two members shall serve two year terms and two members shall serve terms of four years; and of the three members nominated by the Rules Committee, one member shall serve a term of one year, one member shall serve a term of two years, and one member shall serve a term of three years. The Clerk of the Board of Supervisors shall designate such initial terms by lot. All subsequent appointments to the commission shall be for four-year terms.

San Francisco
BOARD OF SUPERVISORS

The tenure of each member shall terminate upon the expiration of the member's term. The Mayor shall transmit a nomination or re-nomination to the Clerk of the Board of Supervisors no later than 60 days prior to the expiration of the term of a member nominated by the Mayor. For vacancies occurring for reasons other than the expiration of a member's term, within 60 days following the creation of such vacancy, the Mayor shall nominate a member to fill such vacancy if the vacancy is for a seat filled by nomination of the Mayor.

The District Attorney, Sheriff, and Public Defender may recommend persons to the Mayor and Board of Supervisors for nomination or appointment to the Commission.

The Mayor, with the consent of the Board, may remove a member the Mayor has nominated. The Board of Supervisors may remove a member the Rules Committee has nominated.

The Police Commission oversees the Police Department and the Office of Citizen Complaints (OCC). The OCC investigates complaints of police misconduct and neglect of duty. The Director of the OCC may verify and file disciplinary charges with the Police Commission against members of the Police Department arising out of citizen complaints that are sustained by the OCC after meeting and conferring with the Chief of Police.

Reports: None

Sunset Date: None

GENDER ANALYSIS OF COMMISSIONS AND BOARDS



City and County of San Francisco
London N. Breed
Mayor

Department on the Status of Women
Emily M. Murase, PhD
Director



Acknowledgements

The data collection and analysis for this report was conducted by Public Policy Fellow Diana McCaffrey with support from Policy and Projects Director Elizabeth Newman, Associate Director Carol Sacco, and Director Emily Murase, PhD, at the San Francisco Department on the Status of Women.

The San Francisco Department on the Status of Women would like to thank the various policy body members, Commission secretaries, and department staff who graciously assisted in collecting demographic data and providing information about their respective policy bodies.

San Francisco Commission on the Status of Women

President Debbie Mesloh

Vice President Breanna Zwart

Commissioner Shokooh Miry

Commissioner Carrie Schwab-Pomerantz

Commissioner Andrea Shorter

Commissioner Julie D. Soo

Emily M. Murase, PhD, Director
Department on the Status of Women

This report is available at the San Francisco Department on the Status of Women website, <https://sfgov.org/dosw/gender-analysis-reports>.

Contents

Table of Figures	3
Executive Summary.....	4
I. Introduction	7
II. Gender Analysis Findings	8
A. Gender	8
B. Race and Ethnicity.....	11
C. Race and Ethnicity by Gender	14
D. LGBTQ Identity.....	16
E. Disability Status.....	16
F. Veteran Status.....	17
G. Policy Bodies by Budget.....	18
H. Comparison of Advisory Body and Commission and Board Demographics	19
I. Demographics of Mayoral, Supervisorial, and Total Appointees	20
III. Conclusion.....	21
IV. Methodology and Limitations.....	23
Appendix	24

Table of Figures

Figure 1: Summary Data of Policy Body Demographics, 2019.....	8
Figure 2: 10-Year Comparison of Representation of Women on Policy Bodies	8
Figure 3: Commissions and Boards with Highest Percentages of Women, 2019 Compared to 2017, 2015..	9
.....	9
Figure 4: Commissions and Boards with Lowest Percentage of Women, 2019 Compared to 2017, 2015..	10
.....	10
Figure 5: Advisory Bodies with the Highest and Lowest Percentage of Women, 2019.....	10
Figure 6: 10-Year Comparison of People of Color’s Representation of Policy Bodies.....	11
Figure 7: Race and Ethnicity of Appointees Compared to San Francisco Population, 2019.....	12
Figure 8: Commissions and Boards with Highest Percentage of People of Color, 2019 Compared to 2017, 2015	12
Figure 9: Commissions and Boards with Lowest Percentage of People of Color, 2019 Compared to 2017, 2015	13
Figure 10: Advisory Bodies with the Highest and Lowest Percentage of People of Color, 2019.....	14
Figure 11: 10-Year Comparison of Representation of Women of Color on Policy Bodies.....	14
Figure 12: Appointees by Race/Ethnicity and Gender, 2019	15
Figure 13: San Francisco Population by Race/Ethnicity, 2019	15
Figure 14: LGBTQ Identity of Appointees, 2019	16
Figure 15: LGBTQ Population of Appointees, 2019	16
Figure 16: San Francisco Adult Population with a Disability by Gender, 2017	17
Figure 17: Appointees with One or More Disabilities by Gender, 2019	17
Figure 18: San Francisco Adult Population with Military Service by Gender, 2017.....	17
Figure 19: Appointees with Military Service, 2019.....	17
Figure 20: Percent of Women, Women of Color, and People of Color on Commissions and Boards with Largest and Smallest Budgets in Fiscal Year 2018-2019	18
Figure 21: Demographics of Commissions and Boards with Largest Budgets, 2019	19
Figure 22: Demographics of Commissions and Boards with Smallest Budgets, 2019	19
Figure 23: Demographics of Appointees on Commission and Boards and Advisory Bodies, 2019	20
Figure 24: Demographics of Mayoral, Supervisorial, and Total Appointees, 2019	20
Figure 25: Policy Body Demographics, 2019.....	24
Figure 26: San Francisco Population Estimates by Race/Ethnicity, 2017	26
Figure 27: San Francisco Population Estimates by Race/Ethnicity and Gender, 2017	26

Executive Summary

In 2008, San Francisco voters overwhelmingly approved a City Charter Amendment (section 4.101) establishing as City policy for the membership of Commissions and Boards to reflect the diversity of San Francisco’s population, and that appointing officials be urged to support the nomination, appointment, and confirmation of these candidates. Additionally, it requires the San Francisco Department on the Status of Women to conduct and publish a gender analysis of Commissions and Boards every two years.

The *2019 Gender Analysis of Commissions and Boards* includes more policy bodies such as task forces, committees, and advisory bodies, than previous analyses, which were limited to Commissions and Boards. Data was collected from 84 policy bodies and from a total of 741 members mostly appointed by the Mayor and Board of Supervisors. These policy bodies fall under two categories designated by the San Francisco Office of the City Attorney.¹ The first category, referred to as “Commissions and Boards,” are policy bodies with decision-making authority and whose members are required to submit financial disclosures to the Ethics Commission. The second category, referred to as “Advisory Bodies,” are policy bodies with advisory function whose members do *not* submit financial disclosures to the Ethics Commission. This report examines policy bodies and appointees both comprehensively as a whole and separately by the two categories.

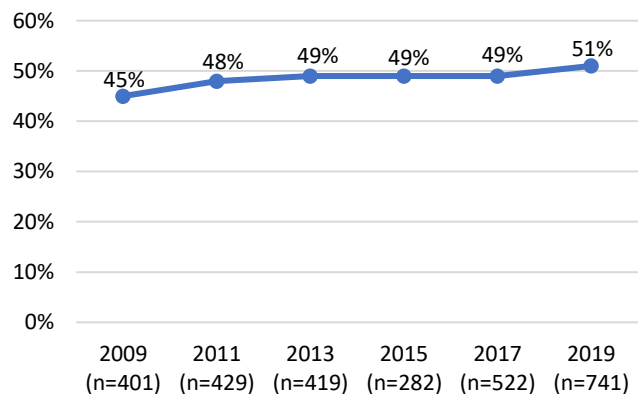
The *2019 Gender Analysis* evaluates the representation of women; people of color; lesbian, gay, bisexual, transgender, queer, and questioning (LGBTQ) individuals; people with disabilities; and veterans on San Francisco policy bodies.

Key Findings

Gender

- Women’s representation on policy bodies is 51%, slightly above parity with the San Francisco female population of 49%.
- Since 2009, there has been a small but steady increase in the representation of women on San Francisco policy bodies.

10-Year Comparison of Representation of Women on Policy Bodies



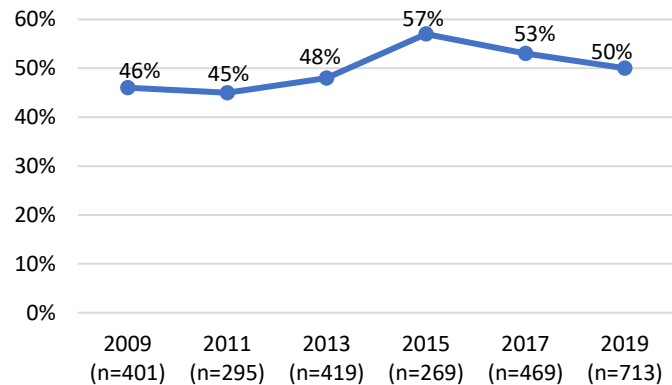
Source: SF DOSW Data Collection & Analysis.

¹ “List of City Boards, Commissions, and Advisory Bodies Created by Charter, Ordinance, or Statute,” Office of the City Attorney, <https://www.sfcityattorney.org/wp-content/uploads/2016/01/Commission-List-08252017.pdf>, (August 25, 2017).

Race and Ethnicity

- People of color are underrepresented on policy bodies compared to the population. Although people of color comprise 62% of San Francisco’s population, just 50% of appointees identify as a race other than white.
- While the overall representation of people of color has increased between 2009 and 2019, as the Department collected data on more appointees, the representation of people of color has decreased over the last few years. The percentage of appointees of color decreased from 53% in 2017 to 49% in 2019.
- As found in previous reports, Latinx and Asian groups are underrepresented on San Francisco policy bodies compared to the population. Latinx individuals are 14% of the population but make up only 8% of appointees. Asian individuals are 31% of the population but make up only 18% of appointees.

10-Year Comparison of Representation of People of Color on Policy Bodies

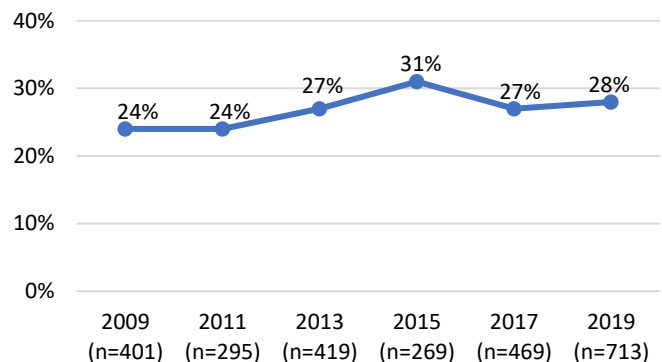


Source: SF DOSW Data Collection & Analysis.

Race and Ethnicity by Gender

- On the whole, women of color are 32% of the San Francisco population, and 28% of appointees. Although still below parity, 28% is a slight increase compared to 2017, which showed 27% women of color appointees.
- Meanwhile, men of color are underrepresented at 21% of appointees compared to 31% of the San Francisco population.
- Both White women and men are overrepresented on San Francisco policy bodies. White women are 23% of appointees compared to 17% of the San Francisco population. White men are 26% of appointees compared to 20% of the population.
- Black and African American women and men are well-represented on San Francisco policy bodies. Black women are 9% of appointees compared to 2.4% of the population, and Black men are 5% of appointees compared to 2.5% of the population.
- Latinx women are 7% of the San Francisco population but 3% of appointees, and Latinx men are 7% of the population but 5% of appointees.
- Asian women are 17% of the San Francisco population but 11% of appointees, and Asian men are 15% of the population but just 7% of appointees.

10-Year Comparison of Representation of Women of Color on Policy Bodies



Source: SF DOSW Data Collection & Analysis.

Additional Demographics

- Out of the 74% of appointees who responded to the survey question on LGBTQ identity, 19% identify as lesbian, gay, bisexual, transgender, nonbinary, queer, or questioning, and 81% of appointees identify as straight/heterosexual.
- Out of the 70% of appointees who responded to the question on disability, 11% identify as having one or more disabilities, which is just below the 12% of the adult population with a disability in San Francisco.
- Out of the 67% of appointees who responded to the question on veteran status, 7% have served in the military compared to 3% of the San Francisco population.

Proxies for Influence: Budget & Authority

- Although women are half of all appointees, those Commissions and Boards with the largest budgets have fewer women and especially fewer women of color. Meanwhile, women exceed representation on Boards and Commissions with the smallest budgets and women of color reach parity with the population on the smallest budgeted Commissions and Boards.
- Although still underrepresented relative to the San Francisco population, there is a larger percentage of people of color on Commissions and Boards with both the largest and smallest budgets compared to overall appointees.
- The percentage of total women is greater on Advisory Bodies than Commissions and Boards. Women are 54% of appointees on Advisory Bodies and 48% of appointees on Commissions and Boards. However, the percentages of people of color and women of color on Commissions and Boards exceed the percentages of people of color and women of color on Advisory Bodies.

Appointing Authorities

- Mayoral appointments include 55% women, 52% people of color, and 30% women of color, which is more diverse by gender and race compared to both Supervisorial appointments and total appointments.

Demographics of Appointees Compared to the San Francisco Population

	Women	People of Color	Women of Color	LGBTQ	Disability Status	Veteran Status
San Francisco Population	49%	62%	32%	6%-15%*	12%	3%
Total Appointees	51%	50%	28%	19%	11%	7%
10 Largest Budgeted Commissions & Boards	41%	55%	23%			
10 Smallest Budgeted Commissions & Boards	52%	54%	32%			
Commissions and Boards	48%	52%	30%			
Advisory Bodies	54%	49%	28%			

Sources: 2017 American Community Survey 5-Year Estimates, SF DOSW Data Collection & Analysis, 2019, *Note: Estimates vary by source. See page 16 for a detailed breakdown.

I. Introduction

Inspired by the 4th UN World Conference on Women in Beijing, San Francisco became the first city in the world to adopt a local ordinance reflecting the principles of the U.N. Convention on the Elimination of All Forms of Discrimination (CEDAW), an international bill of rights for women. The CEDAW Ordinance was passed unanimously by the San Francisco Board of Supervisors and signed into law by Mayor Willie L. Brown, Jr. on April 13, 1998.² In 2002, the CEDAW Ordinance was revised to address the intersection of race and gender and incorporate reference to the UN Convention on the Elimination of all Forms of Race Discrimination. The Ordinance requires City Government to take proactive steps to ensure gender equity and specifies “gender analysis” as a preventive tool to identify and address discrimination. Since 1998, the Department on the Status of Women has employed this tool to analyze the operations of 10 City Departments using a gender lens.

In 2007, the Department on the Status of Women conducted the first gender analysis to evaluate the number of women appointed to City Commissions and Boards. The findings of this analysis informed a City Charter Amendment developed by the Board of Supervisors for the June 2008 Election. This City Charter Amendment (Section 4.101) was overwhelmingly approved by voters and made it city policy that:

- The membership of Commissions and Boards are to reflect the diversity of San Francisco’s population,
- Appointing officials are to be urged to support the nomination, appointment, and confirmation of these candidates, and
- The Department on the Status of Women is required to conduct and publish a gender analysis of Commissions and Boards every 2 years.

The *2019 Gender Analysis* examines the representation of women; people of color; lesbian, gay, bisexual, transgender, queer, and questioning (LGBTQ) individuals; people with disabilities; and veterans on San Francisco policy bodies primarily appointed by the Mayor and the Board of Supervisors. This year’s analysis included more outreach to policy bodies as compared to previous analyses that were limited to Commissions and Boards. As a result, more appointees were included in the data collection and analysis than even before. These policy bodies fall under two categories designated by the San Francisco Office of the City Attorney. The first category, referred to as “Commissions and Boards,” are policy bodies with decision-making authority and whose members are required to submit financial disclosures to the Ethics Commission, and the second category, referred to as “Advisory Bodies,” are policy bodies with advisory function whose members do not submit financial disclosures to the Ethics Commission. A detailed description of methodology and limitations can be found at the end of this report on page 23.

² San Francisco Administrative Code Chapter 33.A.
[http://library.amlegal.com/nxt/gateway.dll/California/administrative/chapter33alocalimplementationoftheunited?f=templates\\$fn=default.htm\\$3.0\\$vid=amlegal:sanfrancisco_ca\\$anc=JD_Chapter33A](http://library.amlegal.com/nxt/gateway.dll/California/administrative/chapter33alocalimplementationoftheunited?f=templates$fn=default.htm$3.0$vid=amlegal:sanfrancisco_ca$anc=JD_Chapter33A).

II. Gender Analysis Findings

Many aspects of San Francisco’s diversity are reflected in the overall population of appointees on San Francisco policy bodies. The analysis includes 84 policy bodies, of which 823 of the 887 seats are filled leaving 7% vacant. As outlined below in the summary chart, slightly more than half of appointees are women, half of appointees are people of color, 28% are women of color, 19% are LGBTQ, 11% have a disability, and 7% are veterans.

Figure 1: Summary Data of Policy Body Demographics, 2019

Appointee Demographics	Percentage of Appointees
Women (n=741)	51%
People of Color (n=706)	50%
Women of Color (n=706)	28%
LGBTQ Identified (n=548)	19%
People with Disabilities (n=516)	11%
Veteran Status (n=494)	7%

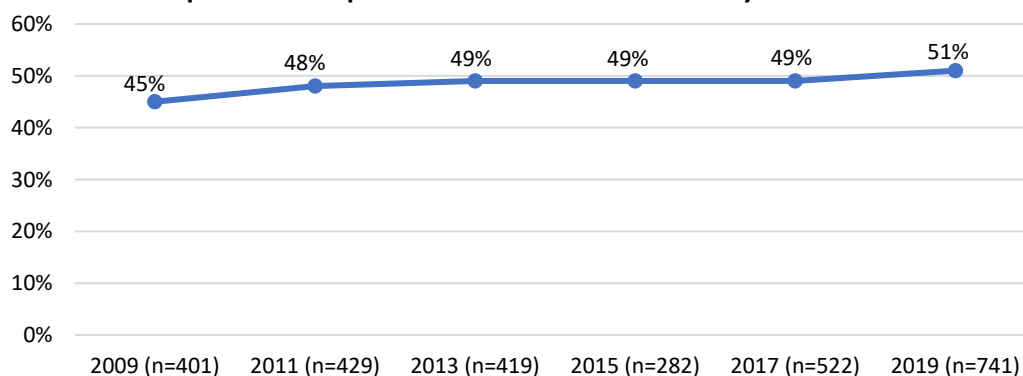
Source: SF DOSW Data Collection & Analysis.

However, further analysis reveals underrepresentation of particular groups. Subsequent sections present comprehensive data analysis providing comparison to previous years, detailing the variables of gender, race/ethnicity, LGBTQ identity, disability, veteran status, and policy body characteristics of budget size, decision-making authority, and appointment authority.

A. Gender

On San Francisco policy bodies, 51% of appointees identify as women, which is slightly above parity compared to the San Francisco female population of 49%. The representation of women remained stable at 49% from 2013 until 2017. This year, the representation of women increased by 2 percentage points, which could be partly due to the larger sample size used in this year’s analysis compared to previous years. A 10-year comparison shows that the representation of women appointees has gradually increased since 2009 by a total of six percentage points.

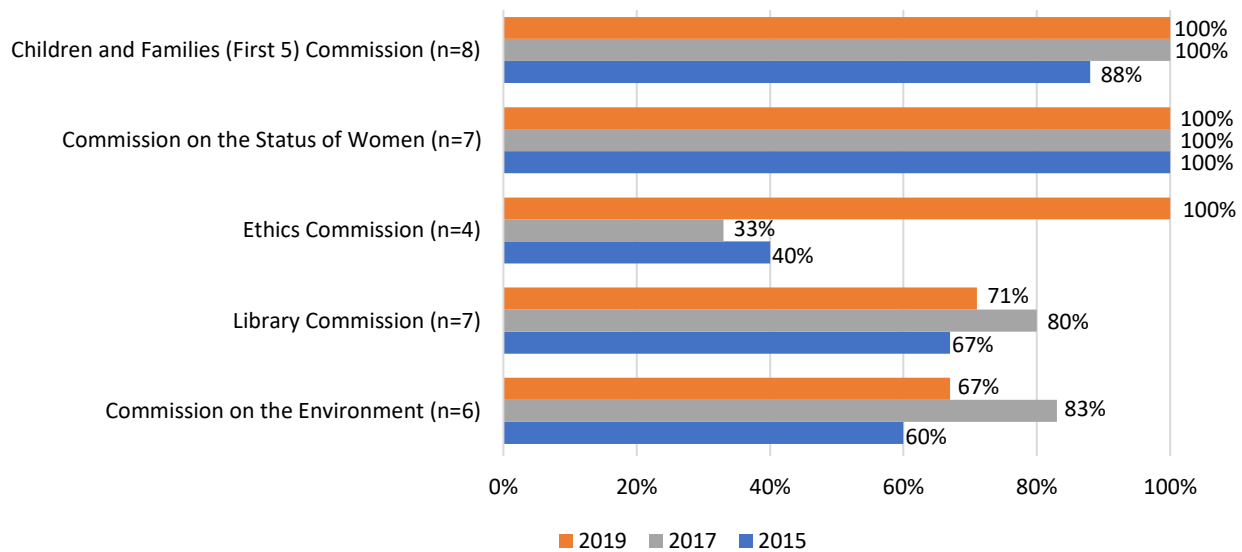
Figure 2: 10-Year Comparison of Representation of Women on Policy Bodies



Source: SF DOSW Data Collection & Analysis.

Figures 3 and 4 analyze Commissions and Boards. Figure 3 showcases the five Commissions and Boards with the highest representation of women appointees as compared to 2015 and 2013. The Children and Families (First Five) Commission and the Commission on the Status of Women are currently comprised of all women appointees. This finding has been consistent for the Commission on the Status of Women in 2015 and 2017. While the Ethics Commission has 100% women appointees, much more than 2015 and 2017, its small size of five appointees means that minimal changes in its demographic composition greatly impacts percentages. This is also the case for other policy bodies with a small number of members. The Library Commission and the Commission on the Environment are fourth and fifth on the list at 71% and 67% women, respectively, with long standing female majorities on each.

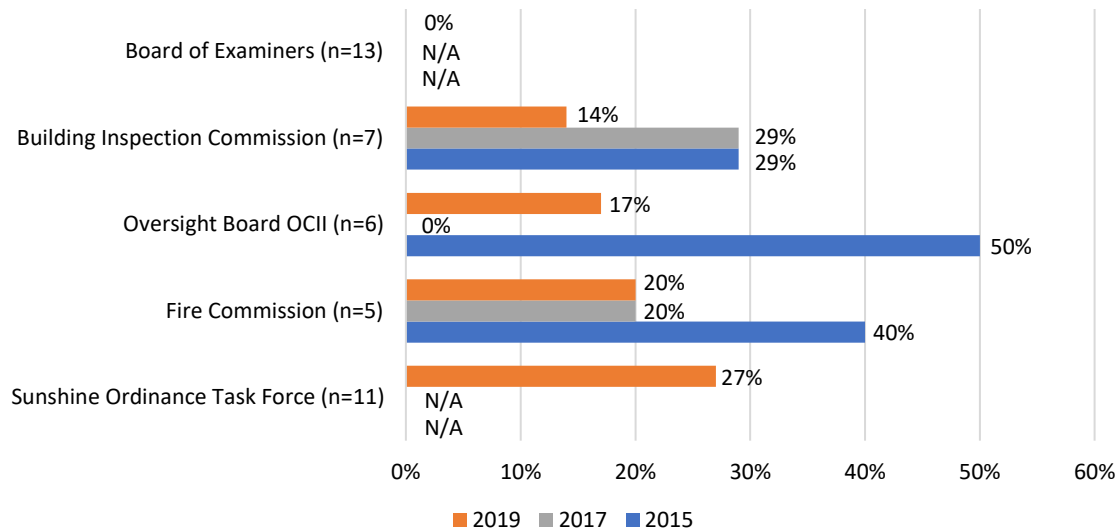
Figure 3: Commissions and Boards with Highest Percentages of Women, 2019 Compared to 2017, 2015



Source: SF DOSW Data Collection & Analysis.

Out of the Commissions and Boards in this section, 23 have 40% or less women. The five Commissions and Boards with the lowest representation of women are displayed in Figure 4. The lowest percentage is found on the Board of Examiners where currently *none* of the 13 appointees are women. Unfortunately, demographic data is unavailable for the Board of Examiners for 2017 and 2015. Next is the Building Inspection Commission at 14%, which is a decrease of female representation compared to 2017 and 2015. The Oversight Board of Community Investment and Infrastructure, Fire Commission, and Sunshine Ordinance Task Force also have some of the lowest percentages of women at 17%, 20%, and 27%, respectively. Unfortunately, the Sunshine Ordinance Task Force did not participate in previous analyses and therefore demographics data is unavailable for 2017 and 2015.

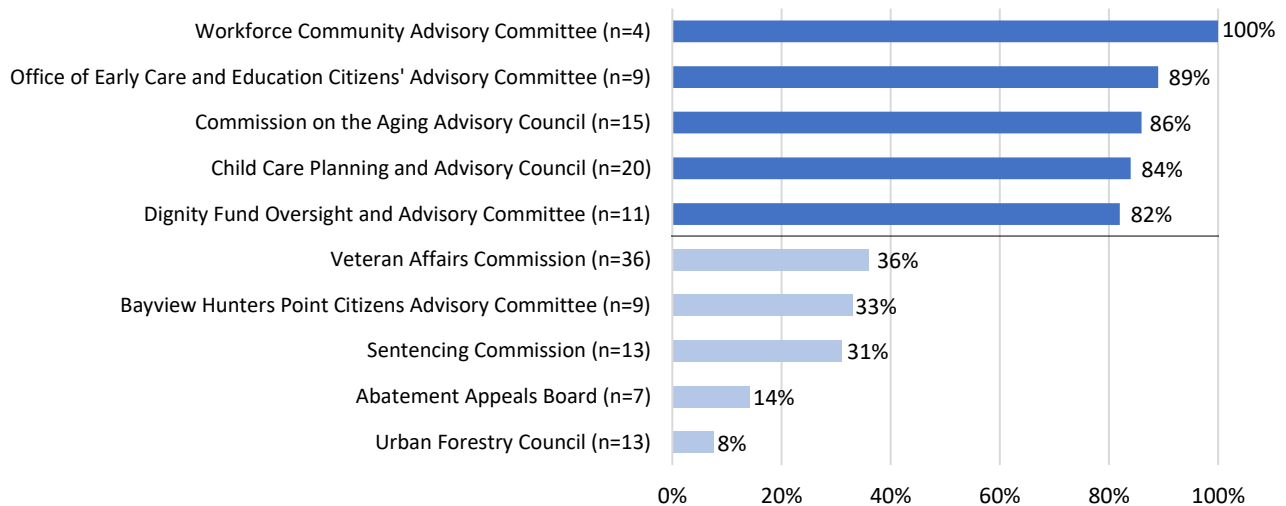
Figure 4: Commissions and Boards with Lowest Percentage of Women, 2019 Compared to 2017, 2015



Source: SF DOSW Data Collection & Analysis.

In addition to Commissions and Boards, Advisory Bodies were examined for the highest and lowest percentages of women. This is the first year such bodies have been included, thus comparison to previous years is unavailable. Figure 9 below displays the five Advisory Bodies with the highest and the five with the lowest representations of women. The Workforce Community Advisory Committees has the greatest representation of women at 100%, followed by the Office of Early Care and Education Citizen’s Advisory Committee at 89%. The Advisory Bodies with the lowest percentage of women are the Urban Forestry Council at 8% of the 13-member body and the Abatement Appeals Board at 14% of the 7-member body.

Figure 5: Advisory Bodies with the Highest and Lowest Percentage of Women, 2019

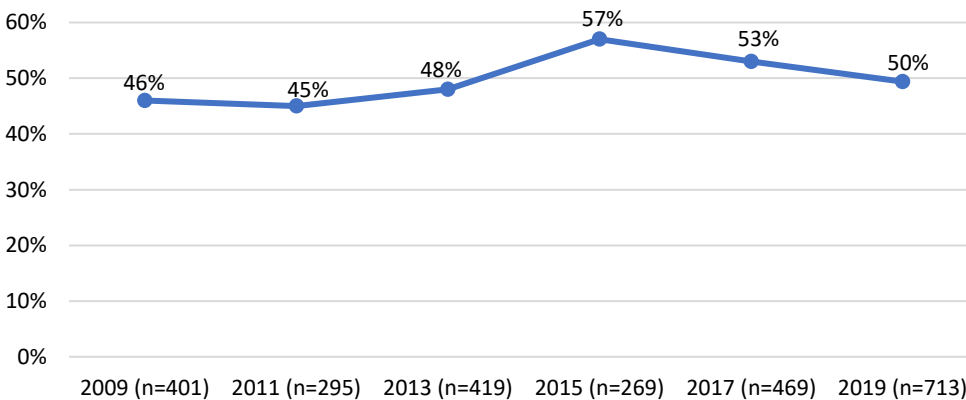


Source: SF DOSW Data Collection & Analysis.

B. Race and Ethnicity

Data on racial and ethnic identity was collected for 706, or 95%, of the 741 surveyed appointees. Although half of appointees identify as a race or ethnicity other than white or Caucasian, people of color are still underrepresented compared to the San Francisco population of 62%. The representation of people of color has increased since 2009 but has decreased following 2015. The number of appointees analyzed increased substantially in 2017 and 2019 compared to 2015, and these larger data samples have coincided with smaller percentages of people of color. The percentage decrease following 2017 could be partially due to the inclusion of more policy and advisory bodies, as the representation of people of color on Commissions and Boards dropped only slightly from 53% in 2017 to 52% in 2019.

Figure 6: 10-Year Comparison of Representation of People of Color on Policy Bodies



Source: SF DOSW Data Collection & Analysis.

The racial and ethnic breakdown of policy body members compared to the San Francisco population is shown in Figure 7. This analysis reveals underrepresentation and overrepresentation in San Francisco policy bodies for certain racial and ethnic groups. Half of all appointees are white, an overrepresentation by more than 10 percentage points. The Black and African American community is well represented on appointed policy bodies at 14% compared to 5% of the population of San Francisco. Characterizing this as an overrepresentation is inaccurate given the representation of Black or African American people on policy bodies has been consistent over the years while the San Francisco population has declined over the same period.³ Furthermore, the most recent nationwide estimate for the Black or African American population is 13%, which is nearly equal to the 14% of Black or African American appointees present on San Francisco policy bodies.⁴

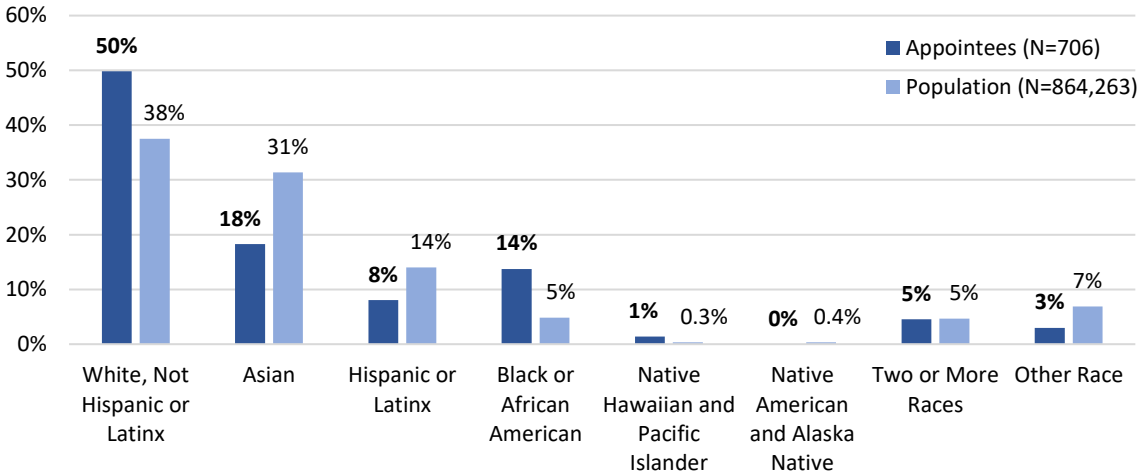
Considerably underrepresented racial and ethnic groups on San Francisco policy bodies compared to the San Francisco population are individuals who identify as Asian or Latinx. While Asians are 31% of the San Francisco population, they only make up 18% of appointees. While the Latinx population of San Francisco is 14%, only 8% of appointees are Latinx. Although there is a small population of Native

³ Samir Gambhir and Stephen Menendian, "Racial Segregation in the Bay Area, Part 2," *Haas Institute for a Fair and Inclusive Society* (2018).

⁴ US Census Bureau, 2018, Retrieved from <https://www.census.gov/quickfacts/fact/table/US/PST045218>.

Americans and Alaska Natives in San Francisco of 0.4%, none of the surveyed appointees identified themselves as such.

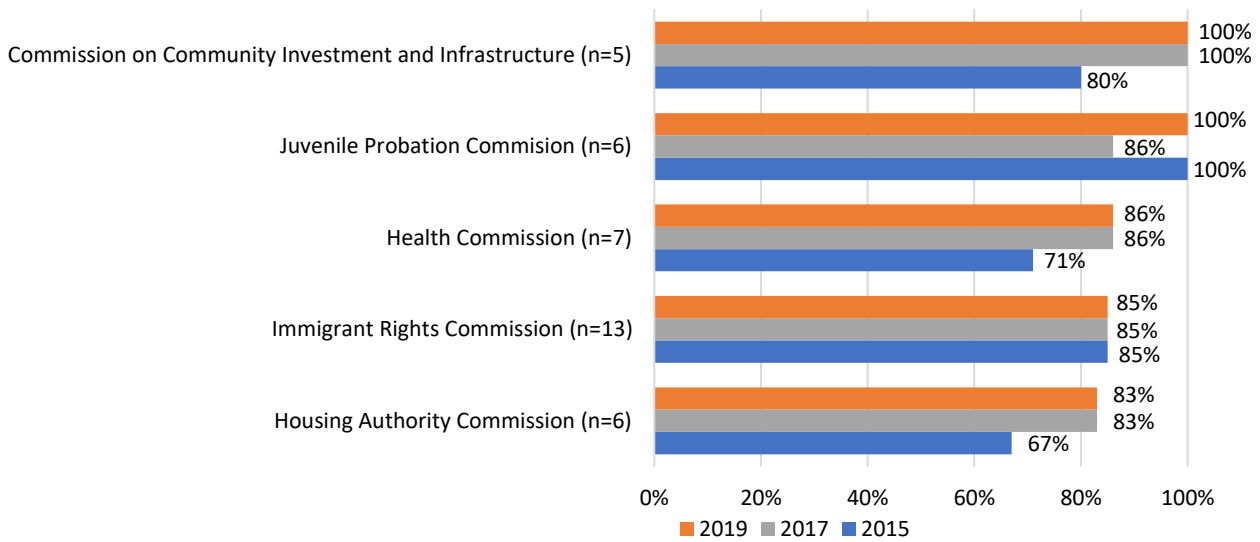
Figure 7: Race and Ethnicity of Appointees Compared to San Francisco Population, 2019



Sources: 2017 American Community Survey 5-Year Estimates, SF DOSW Data Collection & Analysis.

The next two graphs illustrate Commissions and Boards, and Advisory Bodies with the highest and lowest percentages of people of color. As shown in Figure 8, the Commission on Community Investment and Infrastructure remained at 100% from 2017, while the Juvenile Probation Commission has returned to 100% this year after a dip in 2017. Next is the Health Commission, Immigrant Rights Commission, and Housing Authority Commission at 86%, 85%, and 83%, respectively. Percentages of people of color on both the Health Commission and the Housing Authority Commission increased following 2015, and have remained consistent since 2017.

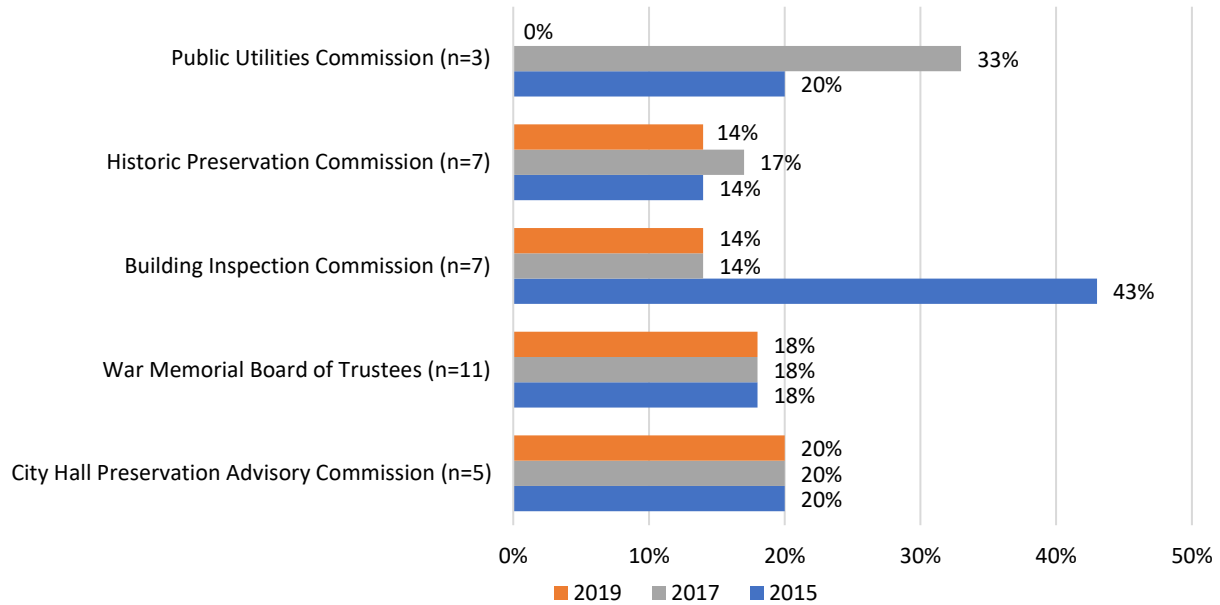
Figure 8: Commissions and Boards with Highest Percentage of People of Color, 2019 Compared to 2017, 2015



Source: SF DOSW Data Collection & Analysis.

There are 23 policy bodies that have 40% or less appointees who identified a racial and ethnic category other than white. Although the Public Utilities Commission has two vacancies, *none* of the current appointees identify as people of color. The Historic Preservation Commission and Building Inspection Commission are both at 14% representation for people of color. The Building Inspection Commission had a large drop from 43% in 2015, with the percentage of people of color decreasing to 14% in 2017 and remaining at this percent for 2019. Lastly, the War Memorial Board of Trustees and City Hall Preservation Advisory Commission have 18% and 20%, respectively.

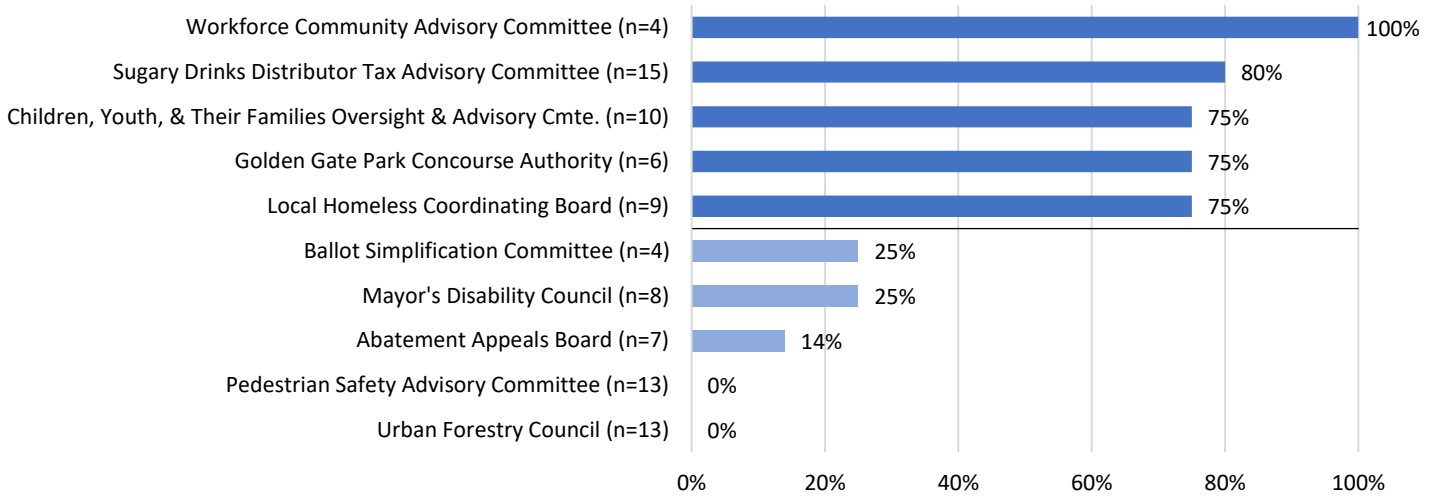
Figure 9: Commissions and Boards with Lowest Percentage of People of Color, 2019 Compared to 2017, 2015



Source: SF DOSW Data Collection & Analysis.

In addition to Commissions and Boards, Advisory Bodies were examined for the highest and lowest percentages of people of color. This is the first year such bodies have been included, thus comparison to previous years is unavailable. All members of the Workforce Community Advisory Committee are people of color. People of color comprise 80% of the Sugary Drinks Distributor Tax Advisory Committee, and 75% of appointees on the Children, Youth and Their Families Oversight and Advisory Committee, the Golden Gate Park Concourse Authority, and the Local Homeless Coordinating Board. Out of the five Advisory Bodies with the lowest representation of people of color, the Ballot Simplification Committee and the Mayor’s Disability Council have 25% appointees of color, and the Abatement Appeals Board has 14% appointees of color. The Urban Forestry and the Pedestrian Safety Advisory Committee have no people of color currently serving.

Figure 10: Advisory Bodies with the Highest and Lowest Percentage of People of Color, 2019

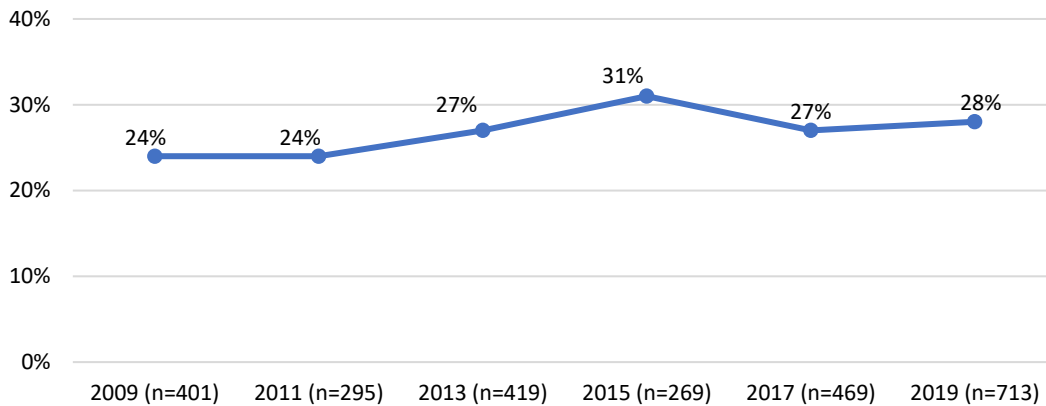


Source: SF DOSW Data Collection & Analysis.

C. Race and Ethnicity by Gender

White men and women are overrepresented on San Francisco policy bodies, while Asian and Latinx men and women are underrepresented. While women of color continue to be underrepresented at 28% compared to the San Francisco population of 32%, this is a slight increase from 2017 which showed 27% women of color. Meanwhile, men of color are 21% of appointees compared to 31% of the San Francisco population.

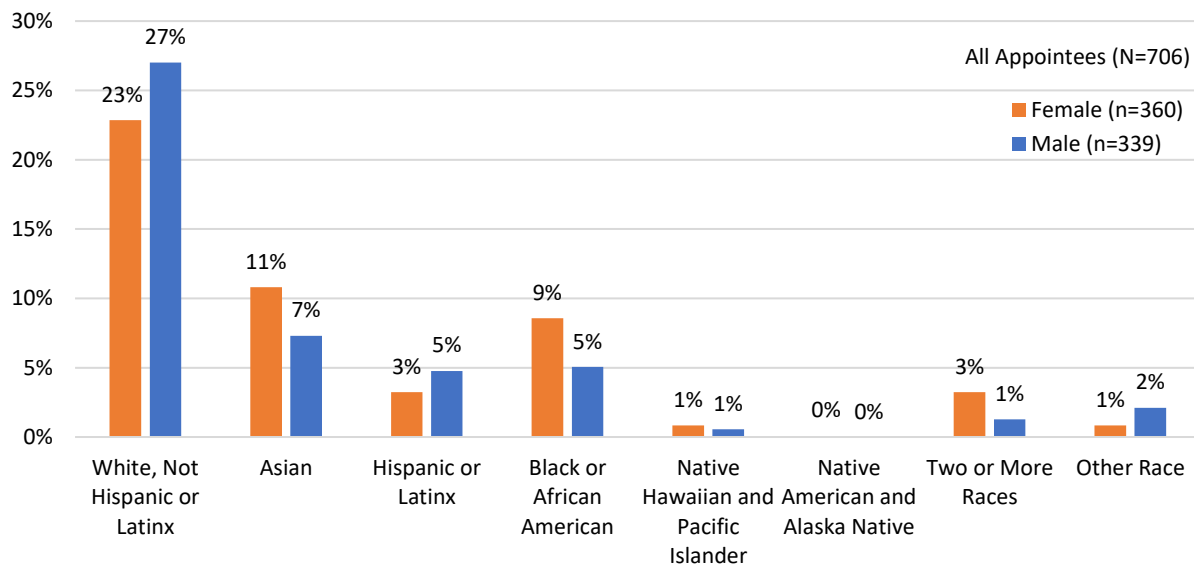
Figure 11: 10-Year Comparison of Representation of Women of Color on Policy Bodies



Source: SF DOSW Data Collection & Analysis.

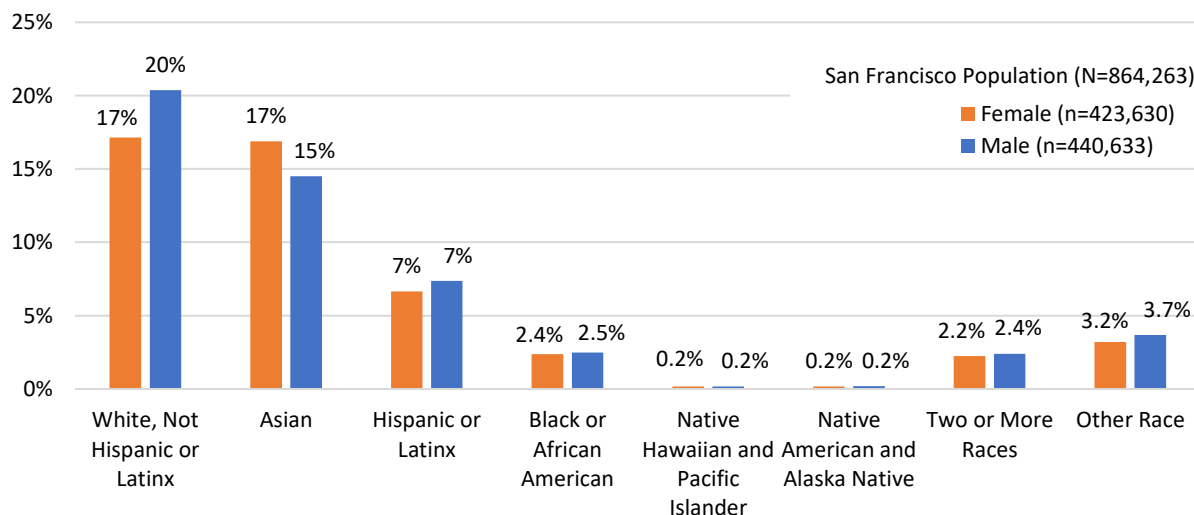
The following figures present the breakdown for appointees and the San Francisco population by race and ethnicity and gender. White men and women are overrepresented, holding 27% and 23% of appointments, respectively, compared to 20% and 17% of the population, respectively. Asian men and women are both greatly underrepresented with Asian women making up 11% of appointees compared to 17% of the population while Asian men comprise 7% of appointees and 15% of the population. Latinx men and women are also underrepresented, particularly Latinx women, who are 3% of appointees and 7% of the population, while Latinx men are 5% of appointees and 7% of the population. Black or African American men and women are well-represented with Black women comprising 9% of appointees and Black men comprising 5% of appointees. Pacific Islander men and women, and multiethnic women also exceed parity with the population. Although Native American men and women make up only 0.4% of San Francisco’s population, none of the surveyed appointees identified themselves as such.

Figure 12: Appointees by Race/Ethnicity and Gender, 2019



Source: SF DOSW Data Collection & Analysis.

Figure 13: San Francisco Population by Race/Ethnicity, 2019



Source: 2017 American Community Survey 5-Year Estimates.

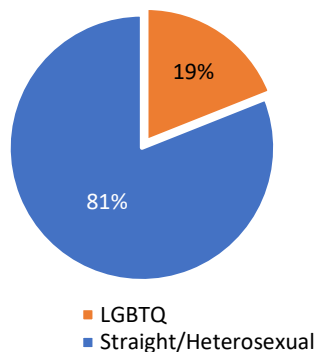
D. LGBTQ Identity

Lesbian, gay, bisexual, transgender, queer, and questioning (LGBTQ) identity data was collected from 548, or 75%, of the 741 surveyed appointees, which is much more data on LGBTQ identity compared to previous reports. Due to limited and outdated information on the population of the LGBTQ community in San Francisco, it is difficult to adequately assess the representation of the LGBTQ community. However, compared to available San Francisco, larger Bay Area, and national data, the LGBTQ community is well represented on San Francisco policy bodies. Recent research estimates the national LGBT population is 4.5%.⁵ The LGBT population of the San Francisco and greater Bay Area is estimated to rank the highest of U.S. cities at 6.2%,⁶ while a 2006 survey found that 15.4% of adults in San Francisco identify as LGBT⁷.

Of the appointees who responded to this question, 19% identify as LGBTQ and 81% identify as straight or heterosexual. Of the LGBTQ appointees, 48% identify as gay, 23% as lesbian, 17% as bisexual, 7% as queer, 5% as transgender, and 1% as questioning. Data on LGBTQ identity by race was not captured. Efforts to capture data on LGBTQ identity by race for future reports would enable more intersectional analysis.

Figure 14: LGBTQ Identity of Appointees, 2019

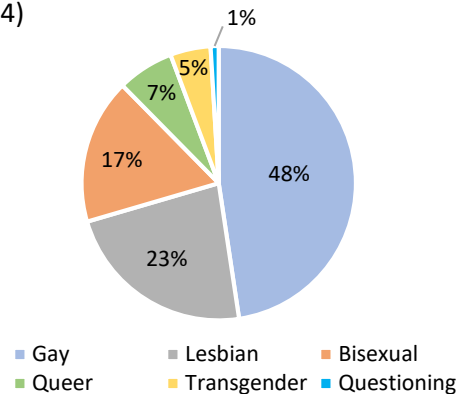
(N=548)



Source: SF DOSW Data Collection & Analysis.

Figure 15: LGBTQ Population of Appointees, 2019

(N=104)



Source: SF DOSW Data Collection & Analysis.

E. Disability Status

Overall, 12% of adults in San Francisco have one or more disabilities, and when broken down by gender, 6.2% are women and 5.7% are men. Disability data for transgender and gender non-conforming individuals in San Francisco is currently unavailable. Data on disability was obtained from 516, or 70%, of the 741 appointees who participated in the survey. Of the 516 appointees, 11.2% reported to have one

⁵ Frank Newport, "In U.S., Estimate of LGBT Population Rises to 4.5%," *GALLUP* (May 22, 2018) <https://news.gallup.com/poll/234863/estimate-lgbt-population-rises.aspx>.

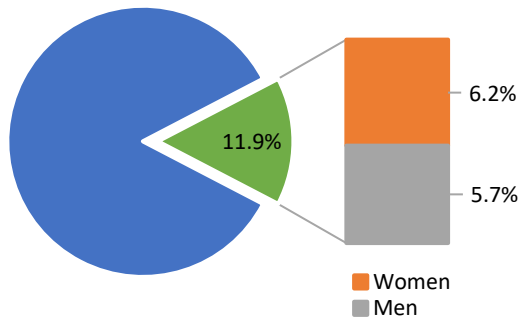
⁶ Gary J. Gates and Frank Newport, "San Francisco Metro Area Ranks Highest in LBGT Percentage," *GALLUP* (March 20, 2015) https://news.gallup.com/poll/182051/san-francisco-metro-area-ranks-highest-lgbt-percentage.aspx?utm_source=Social%20Issues&utm_medium=newsfeed&utm_campaign=tiles.

⁷ Gary J. Gates, "Same Sex Couples and the Gay, Lesbian, Bisexual Population: New Estimates from the American Community Survey," *The Williams Institute on Sexual Orientation Law and Public Policy, UCLA School of Law* (2006).

or more disabilities, which is near parity with the San Francisco population. Of the 11.2% appointees with one or more disabilities, 6.8% are women, 3.9% are men, 0.4% are trans women, and 0.2% are trans men.

Figure 16: San Francisco Adult Population with a Disability by Gender, 2017

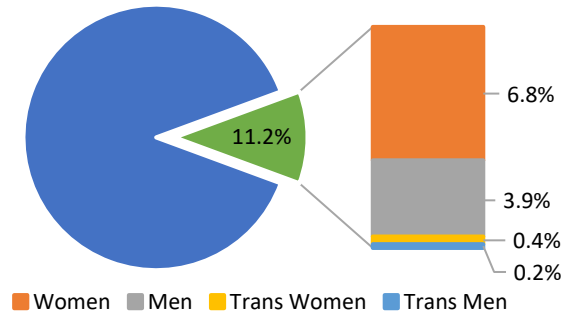
(N=744,243)



Source: 2017 American Community Survey 5-Year Estimates.

Figure 17: Appointees with One or More Disabilities by Gender, 2019

(N=516)



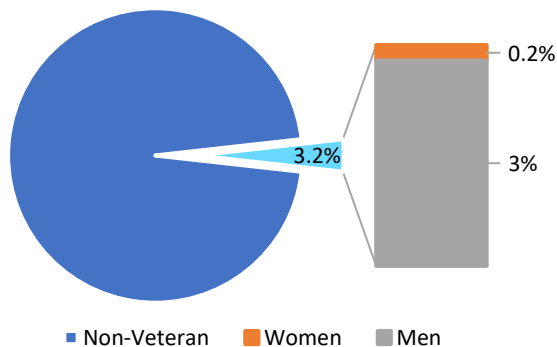
Source: SF DOSW Data Collection & Analysis.

F. Veteran Status

Overall, 3.2% of the adult population in San Francisco has served in the military. There is a considerable difference by gender, as male veterans are 3% and female veterans are 0.2% of the population. Data on veteran status was obtained from 494, or 67%, of appointees who participated in the survey. Of the 494 appointees who responded to this question, 7.1% have served in the military. Like the San Francisco population, there is a large difference by gender, as men comprise 5.7% and women make up only 1.2% of the total number of veteran appointees. Of participating appointees, 0.2% of veterans are trans women. Veteran status data on transgender and gender non-conforming individuals in San Francisco is currently unavailable.

Figure 18: San Francisco Adult Population with Military Service by Gender, 2017

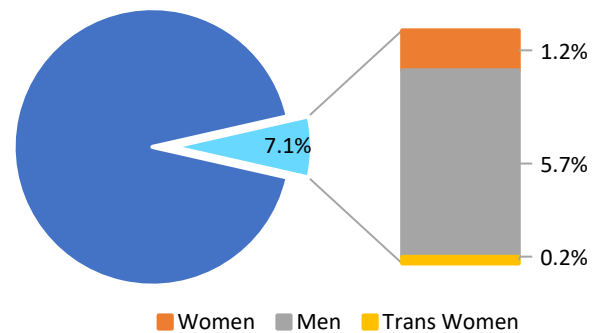
(N=747,896)



Source: 2017 American Community Survey 5-Year Estimates.

Figure 19: Appointees with Military Service, 2019

(N=494)



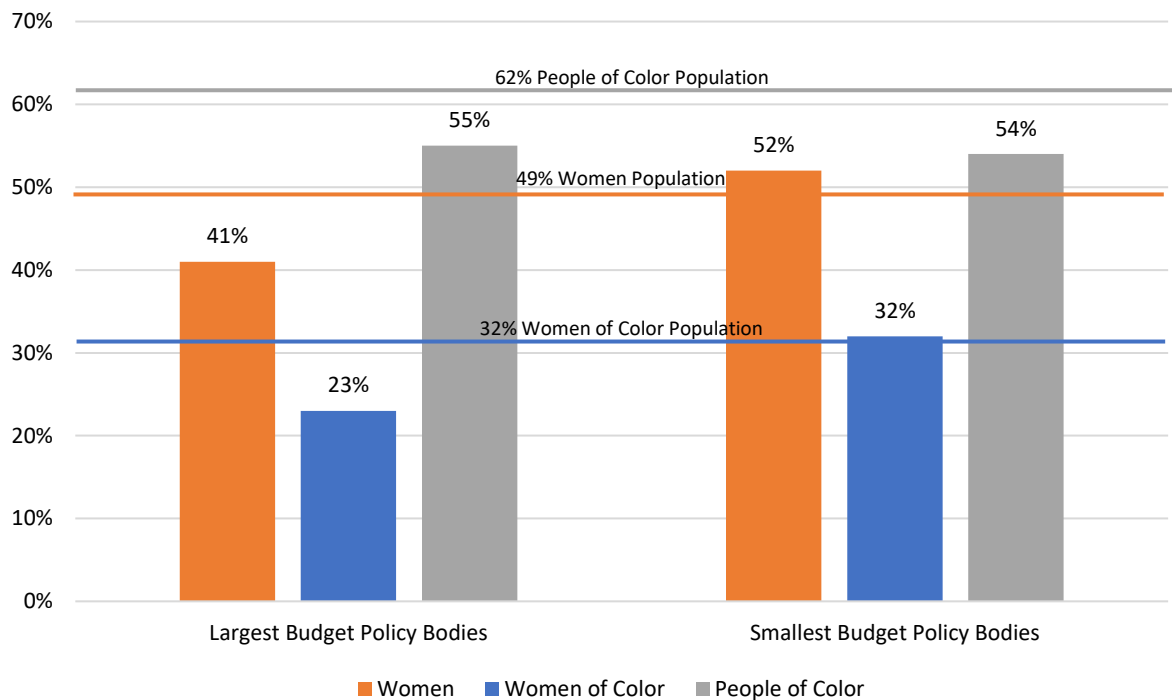
Source: SF DOSW Data Collection & Analysis.

G. Policy Bodies by Budget

This report also examines whether policy bodies with the largest and smallest budget sizes and other characteristics are demographically representative of the San Francisco population. In this section, budget size is used as a proxy for influence. Although this report has expanded the scope of analysis to include more policy bodies compared to previous reports, this section of analysis was limited to Commissions and Boards with decision-making authority and whose members file financial disclosures with the Ethics Commission. The purpose of this analysis is to evaluate the demographics for the spectrum of budgetary influence of policy bodies with decision-making authority in San Francisco.

Overall, appointees from the 10 largest budgeted Commissions and Boards are 55% people of color, 41% women, and 23% women of color. Appointees from the 10 smallest budgeted Commissions and Boards are 54% people of color, 52% women, and 32% women of color. Although still below parity with the San Francisco population, the representation of people of color on both the largest and smallest budgeted policy bodies is greater than the percentage of people of color for all appointees combined (50%). For women and women of color, their representation meets or exceeds parity with the population on the 10 smallest budgeted bodies. However, it falls far below parity for the 10 largest budgeted bodies. The representation of total women and women of color is greater on smaller budgeted policy bodies by 27%, and 39%, respectively.

Figure 20: Percent of Women, Women of Color, and People of Color on Commissions and Boards with Largest and Smallest Budgets in Fiscal Year 2018-2019



Source: SF DOSW Data Collection & Analysis.

Figure 21: Demographics of Commissions and Boards with Largest Budgets, 2019

Body	FY18-19 Budget	Total Seats	Filled seats	Women	Women of Color	People of Color
Health Commission	\$2,200,000,000	7	7	29%	14%	86%
Public Utilities Commission	\$1,296,600,000	5	3	67%	0%	0%
MTA Board of Directors and Parking Authority Commission	\$1,200,000,000	7	7	57%	14%	43%
Airport Commission	\$1,000,000,000	5	5	40%	20%	40%
Commission on Community Investment and Infrastructure	\$745,000,000	5	5	60%	60%	100%
Police Commission	\$687,139,793	7	7	43%	43%	71%
Health Authority (Plan Governing Board)	\$666,000,000	19	15	33%	27%	47%
Human Services Commission	\$529,900,000	5	5	40%	0%	40%
Fire Commission	\$400,721,970	5	5	20%	20%	40%
Aging and Adult Services Commission	\$334,700,000	7	7	43%	14%	57%
Total	\$9,060,061,763	72	66	41%	23%	55%

Source: SF DOSW Data Collection & Analysis.

Figure 22: Demographics of Commissions and Boards with Smallest Budgets, 2019

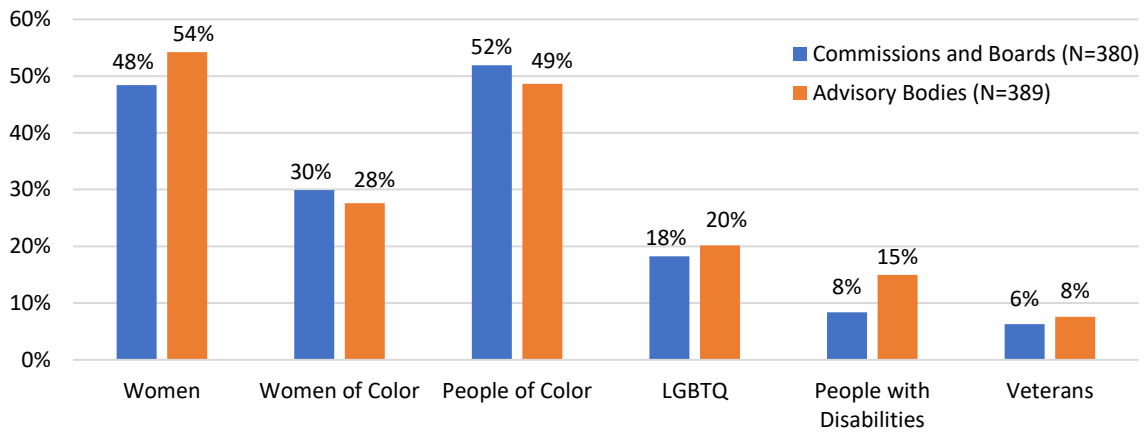
Body	FY18-19 Budget	Total Seats	Filled Seats	Women	Women of color	People of Color
Rent Board Commission	\$8,543,912	10	9	44%	11%	33%
Commission on the Status of Women	\$8,048,712	7	7	100%	71%	71%
Ethics Commission	\$6,458,045	5	4	100%	50%	50%
Human Rights Commission	\$4,299,600	12	10	50%	50%	70%
Small Business Commission	\$2,242,007	7	7	43%	29%	43%
Civil Service Commission	\$1,262,072	5	4	50%	0%	25%
Board of Appeals	\$1,072,300	5	5	40%	20%	40%
Entertainment Commission	\$1,003,898	7	7	29%	14%	57%
Assessment Appeals Board No.1, 2, & 3	\$663,423	24	18	39%	22%	44%
Youth Commission	\$305,711	17	16	56%	44%	75%
Total	\$33,899,680	99	87	52%	32%	54%

Source: SF DOSW Data Collection & Analysis.

H. Comparison of Advisory Body and Commission and Board Demographics

The comparison of the two policy body categories in this section provides another proxy for influence, as Commissions and Boards whose members file disclosures of economic interest have greater decision-making authority in San Francisco than Advisory Bodies whose members do not file economic interest disclosures. The percentages of total women, LGBTQ people, people with disabilities, and veterans are larger for total appointees on Advisory Bodies. However, the percentages of women of color and people of color on Commissions and Boards slightly exceeds the percentages of women of color and people of color on Advisory Bodies.

Figure 23: Demographics of Appointees on Commission and Boards and Advisory Bodies, 2019

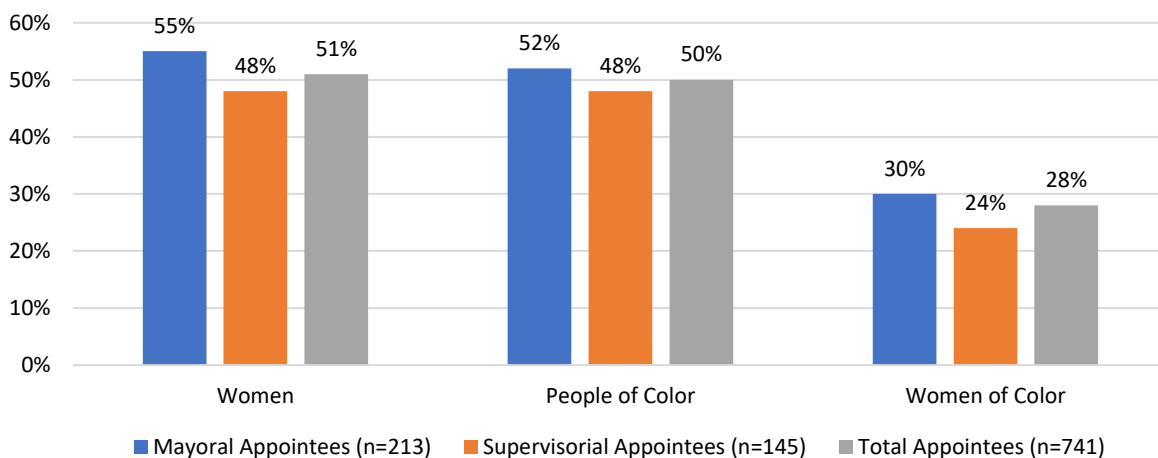


Source: SF DOSW Data Collection & Analysis.

I. Demographics of Mayoral, Supervisorial, and Total Appointees

Figure 24 compares the representation of women, women of color, and people of color for appointments made by the Mayor, Board of Supervisors, and by the total of all approving authorities combined. Mayoral appointments are more diverse, and consist of more women, women of color, and people of color compared to Supervisorial appointments. Mayoral appointments include 55% women, 30% women of color, and 52% people of color, while Supervisorial appointments are 48% women, 24% women of color, and 48% people of color. The total of all approving authorities combined average out at 51% women, 28% women of color, and 50% people of color. This disparity in diversity between Mayoral and Supervisorial appointments may be due in part to the appointment section process for each authority. The 11-member Board of Supervisors only sees applicants for specific bodies through the 3-member Rules Committee or by designees, stipulated in legislation (e.g. “renter,” “landlord,” “consumer advocate”), whereas the Mayor typically has the ability to take total appointments into account during selections, and can therefore better address gaps in diversity.

Figure 24: Demographics of Mayoral, Supervisorial, and Total Appointees, 2019



Source: SF DOSW Data Collection & Analysis.

III. Conclusion

Since the first gender analysis of Commissions and Boards in 2007, the representation of women appointees on San Francisco policy bodies has gradually increased. The *2019 Gender Analysis* finds the percentage of women appointees is 51%, which slightly exceeds the population of women in San Francisco.

When appointee demographics are analyzed by gender and race, women of color continue to be underrepresented on San Francisco policy bodies compared to the San Francisco population. Most notably underrepresented are Asian women who make up 17% of the population but only 11% of appointees, and Latinx women who make up 7% of the population but only 3% of appointees. Additionally, men of color are underrepresented relative to their San Francisco population, primarily Asian and Latinx men.

Furthermore, when analyzing the demographic composition of larger and smaller budgeted Commissions and Boards, women are underrepresented on those with the largest budgets, and overrepresented or reach parity with the population on smaller budgeted Commissions and Boards. These two trends are amplified for women of color appointees. Women comprise 41% of total appointees on the largest budgeted policy bodies, which is 8 percentage points below the population, and women of color comprise 23% of total appointees on the largest budgeted policy bodies, 9 percentage points below their San Francisco population. Comparatively, women are 52% of total appointees on the smallest budgeted policy bodies, and women of color are 32% of appointees, which is equal to the San Francisco population. However, the issue of largest and smallest budgeted policy bodies does not seem to impact the representation of people of color. People of color make up 55% of appointees on the largest budgeted policy bodies and 54% of appointees on the smallest budgeted policy bodies compared to 50% of total appointees. Nonetheless, these percentages still fall below the San Francisco population of people of color at 62%.

In addition to using budget size as a proxy for influence, this report analyzed demographic characteristics of appointees on Commissions and Boards who file disclosures of economic interest and have decision-making authority, and appointees on Advisory Bodies who do not file economic interest disclosures. Over half (54%) of appointees on Advisory Bodies are women, while 48% of appointees on Commissions and Boards are women. Although 48% is only slightly below the San Francisco population of women, women comprise a decently higher percentage of appointees on Advisory Bodies compared to Commissions and Boards.

This year's report features more data on LGBTQ identity, veteran status, and disability than previous gender analyses. The *2019 Gender Analysis* found a relatively high representation of LGBTQ individuals on San Francisco policy bodies. For the appointees that provided LGBTQ identity information, 19% identify as LGBTQ with the largest subset being gay men at 48%. It is recommended for future gender analyses to collect LGBTQ data by race and gender to provide additional intersectional analysis. The representation of appointees with disabilities is 11%, just below the 12% population. Veterans are highly represented on San Francisco policy bodies at 7% compared to the veteran population of 3%.

Additionally, this report evaluates and compares the representation of women, women of color, and people of color appointees by the Mayor, Board of Supervisors, and by the total of all approving authorities combined. Mayoral appointees include 55% women, 30% women of color, and 52% people

of color, which overall is more diverse by gender and race compared to both Supervisorial appointees and total appointees.

This report is intended to advise the Mayor, Board of Supervisors, and other appointing authorities, as they select appointments for policy bodies of the City and County of San Francisco. In spirit of the 2008 City Charter Amendment that establishes this biennial Gender Analysis report requirement and the importance of diversity on San Francisco policy bodies, efforts to address gaps in diversity and inclusion should remain at the forefront when making appointments in order to accurately reflect the population of San Francisco.

IV. Methodology and Limitations

This report focuses on City and County of San Francisco Commissions, Boards, Task Forces, Councils, and Committees that have the majority of members appointed by the Mayor and Board of Supervisors and that have jurisdiction limited to the City. The gender analysis reflects data from the policy bodies that provided information to the Department on the Status of Women through digital and paper survey.

Data was requested from 90 policy bodies and acquired from 84 different policy bodies and a total of 741 appointees. A Commissioner or Board member's gender identity, race/ethnicity, sexual orientation, disability status, and veteran status were among data elements collected on a voluntary basis. Data on lesbian, gay, bisexual, transgender, queer, or questioning (LGBTQ) identity, disability, and veteran status of appointees were incomplete or unavailable for some appointees but are included to the extent possible. As the fundamental objective of this report is to surface patterns of underrepresentation, every attempt has been made to reflect accurate and complete information in this report. Data for some policy bodies was incomplete, and all appointees who responded were included in the total demographic categories. Only policy bodies with full data on gender and race for all appointees were included in sections comparing demographics of individual bodies. It should be noted that for policy bodies with a small number of members, the change of a single individual greatly impacts the percentages of demographic categories. As such, these percentages should be interpreted with this in mind.

The surveyed policy bodies fall under two categories designated by the San Francisco Office of the City Attorney document entitled *List of City Boards, Commissions, and Advisory Bodies Created by Charter, Ordinance, or Statute*.⁸ This document separates San Francisco policy bodies into two different categories. The first category includes Commissions and Boards with decision-making authority and whose members are required to submit financial disclosures with the Ethics Commission, and the second category encompasses Advisory Bodies whose members do not submit financial disclosures with the Ethics Commission. Depending on the analysis criteria in each section of this report, the surveyed policy bodies and appointees are either examined comprehensively as a whole or examined separately in the two categories designated by the Office of the City Attorney.

Data from the U.S. Census 2013-2017 American Community Survey 5-Year Estimates provides a comparison to the San Francisco population. Figures 26 and 27 in the Appendix display these population estimates by race/ethnicity and gender.

⁸ "List of City Boards, Commissions, and Advisory Bodies Created by Charter, Ordinance, or Statute," Office of the City Attorney, <https://www.sfcityattorney.org/wp-content/uploads/2016/01/Commission-List-08252017.pdf>, (August 25, 2017).

Appendix

Figure 25: Policy Body Demographics, 2019⁹

Policy Body	Total Seats	Filled Seats	FY18-19 Budget	Women	Women of Color	People of Color
Abatement Appeals Board	7	7	\$76,500,000	14%	0%	14%
Aging and Adult Services Commission	7	7	\$334,700,000	57%	33%	57%
Airport Commission	5	5	\$1,000,000,000	40%	50%	40%
Arts Commission	15	15	\$37,000,000	67%	50%	60%
Asian Art Commission	27	27	\$30,000,000	63%	71%	59%
Assessment Appeals Board No.1	8	5	\$663,423	20%	0%	20%
Assessment Appeals Board No.2	8	8	-	50%	75%	63%
Assessment Appeals Board No.3	8	4	-	50%	50%	50%
Ballot Simplification Committee	5	4	\$0	75%	33%	25%
Bayview Hunters Point Citizens Advisory Committee	12	9	\$0	33%	100%	67%
Board of Appeals	5	5	\$1,072,300	40%	50%	40%
Board of Examiners	13	13	\$0	0%	0%	46%
Building Inspection Commission	7	7	\$76,500,000	14%	0%	14%
Child Care Planning and Advisory Council	25	19	\$26,841	84%	50%	50%
Children and Families Commission (First 5)	9	8	\$28,002,978	100%	75%	75%
Children, Youth, and Their Families Oversight and Advisory Committee	11	10	\$155,224,346	50%	80%	75%
Citizen's Committee on Community Development	9	8	\$39,696,467	75%	67%	63%
City Hall Preservation Advisory Commission	5	5	\$0	60%	33%	20%
Civil Service Commission	5	4	\$1,262,072	50%	0%	25%
Commission on Community Investment and Infrastructure	5	5	\$745,000,000	60%	100%	100%
Commission on the Aging Advisory Council	22	15	\$0	80%	33%	31%
Commission on the Environment	7	6	\$27,280,925	67%	50%	50%
Commission on the Status of Women	7	7	\$8,048,712	100%	71%	71%
Dignity Fund Oversight and Advisory Committee	11	11	\$3,000,000	82%	33%	45%
Eastern Neighborhoods Citizens Advisory Committee	19	13	\$0	38%	40%	44%
Elections Commission	7	7	\$15,238,360	57%	25%	29%
Entertainment Commission	7	7	\$1,003,898	29%	50%	57%
Ethics Commission	5	4	\$6,458,045	100%	50%	50%
Film Commission	11	11	\$0	55%	67%	50%
Fire Commission	5	5	\$400,721,970	20%	100%	40%
Golden Gate Park Concourse Authority	7	6	\$0	50%	67%	75%

⁹ Figure 25 only includes policy bodies with complete data on gender for all appointees. Some bodies had incomplete data on race/ethnicity of appointees. For these, percentages for people of color are calculated out of known race/ethnicity.

Policy Body	Total Seats	Filled Seats	FY18-19 Budget	Women	Women of Color	People of Color
Health Authority (Plan Governing Board)	19	15	\$666,000,000	33%	80%	50%
Health Commission	7	7	\$2,200,000,000	43%	50%	86%
Health Service Board	7	6	\$11,632,022	33%	0%	50%
Historic Preservation Commission	7	7	\$53,832,000	43%	33%	14%
Housing Authority Commission	7	6	\$60,894,150	50%	100%	83%
Human Rights Commission	12	10	\$4,299,600	60%	100%	70%
Human Services Commission	5	5	\$529,900,000	40%	0%	40%
Immigrant Rights Commission	15	13	\$0	54%	86%	85%
In-Home Supportive Services Public Authority	13	9	\$70,729,667	44%	50%	56%
Juvenile Probation Commission	7	6	\$48,824,199	33%	100%	100%
Library Commission	7	7	\$160,000,000	71%	40%	57%
Local Homeless Coordinating Board	9	9	\$40,000,000	56%	60%	75%
Mayor's Disability Council	11	8	\$0	75%	17%	25%
Mental Health Board	17	15	\$184,962	73%	64%	73%
MTA Board of Directors and Parking Authority Commission	7	7	\$1,200,000,000	57%	25%	43%
Office of Early Care and Education Citizens' Advisory Committee	9	9	\$0	89%	50%	56%
Oversight Board (COII)	7	6	\$745,000,000	17%	100%	67%
Pedestrian Safety Advisory Committee	17	13	\$0	46%	17%	8%
Planning Commission	7	6	\$53,832,000	50%	67%	33%
Police Commission	7	7	\$687,139,793	43%	100%	71%
Port Commission	5	5	\$192,600,000	60%	67%	60%
Public Utilities Citizen's Advisory Committee	17	13	\$0	54%	14%	31%
Public Utilities Commission	5	3	\$1,296,600,000	67%	0%	0%
Public Utilities Rate Fairness Board	7	6	\$0	33%	100%	67%
Public Utilities Revenue Bond Oversight Committee	7	5	\$0	40%	50%	40%
Recreation and Park Commission	7	7	\$230,900,000	29%	50%	43%
Reentry Council	24	23	\$0	43%	70%	70%
Rent Board Commission	10	9	\$8,543,912	44%	25%	33%
Residential Users Appeal Board	3	2	\$0	0%	0%	50%
Retirement System Board	7	7	\$95,000,000	43%	67%	29%
Sentencing Commission	13	13	\$0	31%	25%	67%
Small Business Commission	7	7	\$2,242,007	43%	67%	43%
SRO Task Force	12	12	\$0	42%	25%	55%
Sugary Drinks Distributor Tax Advisory Committee	16	15	\$0	67%	70%	80%
Sunshine Ordinance Task Force	11	11	\$0	27%	67%	36%
Sweatfree Procurement Advisory Group	11	7	\$0	43%	67%	43%
Treasure Island Development Authority	7	6	\$18,484,130	50%	N/A	N/A

Policy Body	Total Seats	Filled Seats	FY18-19 Budget	Women	Women of Color	People of Color
Treasure Island/Yerba Buena Island Citizens Advisory Board	17	13	\$0	54%	N/A	N/A
Urban Forestry Council	15	13	\$153,626	8%	0%	0%
Veterans Affairs Commission	17	11	\$0	36%	50%	55%
War Memorial Board of Trustees	11	11	\$18,185,686	55%	33%	18%
Workforce Community Advisory Committee	8	4	\$0	100%	100%	100%
Youth Commission	17	16	\$305,711	56%	78%	75%

Source: SF DOSW Data Collection & Analysis, 2019.

Figure 26: San Francisco Population Estimates by Race/Ethnicity, 2017

Race/Ethnicity	Total	
	Estimate	Percent
San Francisco County California	864,263	-
White, Not Hispanic or Latino	353,000	38%
Asian	295,347	31%
Hispanic or Latinx	131,949	14%
Some other Race	64,800	7%
Black or African American	45,654	5%
Two or More Races	43,664	5%
Native Hawaiian and Pacific Islander	3,226	0.3%
Native American and Alaska Native	3,306	0.4%

Source: 2017 American Community Survey 5-Year Estimates.

Figure 27: San Francisco Population Estimates by Race/Ethnicity and Gender, 2017

Race/Ethnicity	Total		Female		Male	
	Estimate	Percent	Estimate	Percent	Estimate	Percent
San Francisco County California	864,263	-	423,630	49%	440,633	51%
White, Not Hispanic or Latino	353,000	38%	161,381	17%	191,619	20%
Asian	295,347	31%	158,762	17%	136,585	15%
Hispanic or Latinx	131,949	14%	62,646	7%	69,303	7%
Some Other Race	64,800	7%	30,174	3%	34,626	4%
Black or African American	45,654	5%	22,311	2.4%	23,343	2.5%
Two or More Races	43,664	5%	21,110	2.2%	22,554	2.4%
Native Hawaiian and Pacific Islander	3,226	0.3%	1,576	0.2%	1,650	0.2%
Native American and Alaska Native	3,306	0.4%	1,589	0.2%	1,717	0.2%

Source: 2017 American Community Survey 5-Year Estimates.

City and County of San Francisco
Department on the Status of Women
25 Van Ness Avenue, Suite 240
San Francisco, California 94102
sfgov.org/dosw
dosw@sfgov.org
415.252.2570



WALKUP, MELODIA, KELLY & SCHOENBERGER

Founded in 1959

May 19, 2020

Hillary Ronen (Hillary.ronen@sfgov.org)
Catherine Stefani (Catherine.stefani@sfgov.org)
Gordon Mar (Gordon.mar@sfgov.org)
City & County of San Francisco
Board of Supervisors – Rules Committee
City Hall
1 Dr. Carlton B. Goodlett Place
San Francisco, CA 94102-4689

Re: *Geoffrey Gordon-Creed*
Appointment to San Francisco Police Commission

Dear Supervisors Ronen, Stefani and Mar:

I write this letter in support of Geoffrey Gordon-Creed's appointment to the San Francisco Police Commission. I am a Shareholder with the law firm of Walkup Melodia Kelly & Schoenberger and Immediate Past President of the Bar Association of San Francisco and Justice and Diversity Center. I am the current President of the San Francisco Chapter of the American Board of Trial Advocates ("ABOTA") and a member of the Executive Committee of ABOTA National. I have also served as a past president of the San Francisco Trial Lawyer Association.

I have known Mr. Gordon-Creed for over fifteen years. We have opposed each other in litigation. We have also taught trial advocacy skills together in pro bono legal programs and at the University of San Francisco School of Law. As opposing counsel, Mr. Gordon-Creed is a formidable adversary with equal parts intelligence and integrity – both in copious amounts. He has a penchant for dissecting and simplifying complex issues. He approaches adversarial situations with reasoned deliberation and decisive execution. As a trial advocacy teacher, he is an excellent mentor, well equipped with experience to back up his instruction.

Over the years, I have had the opportunity to spend time with Mr. Gordon-Creed in and out of professional settings. He is an outstanding candidate for the San Francisco Police Commission. His past experience as

City & County of San Francisco
May 19, 2020
Page 2

an attorney for the City and County of San Francisco, representing various city departments, including the Police Department, make him well versed in policing issues specifically in the City. His general experience as an attorney advising clients in a wide array of complex liability matters help him understand how to fairly investigate and evaluate allegations of misconduct and system failures. He has a strong sense of justice for victims and a profound understanding about the use and abuse of power. He also understands the difficulty of the job of policing. His input would be invaluable to the Police Commission.

Moreover, he is passionate about supporting the San Francisco community, having served as Chair of the SF Ethics Commission and Chair of the Board for the Richmond District YMCA. His concern for the citizens of San Francisco is sincere and genuine.

As importantly, Mr. Gordon-Creed gets along with everyone. While he takes his responsibilities seriously, he never takes himself too seriously. An honorable gentleman with acerbic wit, he is never condescending and always collaborative and inclusive. He would be a tremendous asset to the Police Commission.

Please feel free to contact me should you have any questions about this extremely well qualified candidate.

Very truly yours,



DORIS CHENG

DC

cc: Victor Young, Clerk of the Rules Committee

May 19, 2020

City and County of San Francisco
Board of Supervisors – Rules Committee
City Hall
1 Dr. Carlton B. Goodlett Place
San Francisco, CA 94102-4689

**Re: Geoffrey Gordon-Creed – Appointment to San Francisco Police
Commission**

Dear Supervisors Ronen, Stefani and Mar:

I am very pleased to write this letter in support of Geoffrey Gordon-Creed's appointment to the San Francisco Police Commission.

By way of background, I am a former member of the San Francisco Board of Supervisors and the former City Attorney. I am also past President of the Police Commission and have served as General Counsel for the San Francisco Unified School District. Based upon my public service experience and knowing Geoff as well as I do, I believe he would be an excellent member of the Police Commission.

I first met Geoff when he became a Deputy City Attorney and worked closely with him as City Attorney. Geoff represented the City and County in both state and federal courts on a wide range of matters, including police, fire, health, recreation and park and public transportation issues. Geoff was always well-prepared and a skilled attorney. More importantly, he worked with his colleagues, opposing counsel and the Judges in a thoughtful, courteous and collegial manner. Geoff has always been well-respected and well-liked. He has a good sense of judgment and a wonderful sense of humor. Since leaving the City Attorney's office, I have continued to stay in touch with Geoff and his family, as they have continued to undertake important legal and civic responsibilities.

In short, I am very pleased to write in support of the appointment of Geoff Gordon-Creed to the Police Commission. I know he would be an excellent member of the Commission.

Sincerely,



Louise Renne

cc: Victor Young, Clerk of the Rules Committee (Via e-mail: Victor.young@sfgov.org)
Geoffrey Gordon-Creed (Via e-mail: geoffgc@gkhs.com)

LAW OFFICES
KEKER VAN NEST & PETERS
LLP

633 BATTERY STREET
SAN FRANCISCO, CA. 94111-1809
TELEPHONE (415) 391-5400
FAX (415) 397-7188

JOHN W. KEKER
jkeker@kvn.com

May 22, 2020

VIA EMAIL

City & County of San Francisco
Board of Supervisors - Rules Committee
City Hall
1 Dr. Carlton B. Goodlet Place
San Francisco, CA 94102-4689

Re: Geoffrey Gordon-Creed – Appointment to San Francisco Police Commission

Dear Supervisors Ronen, Stefani and Mar:

I write to recommend and endorse Geoffrey Gordon-Creed as a member of the San Francisco Police Commission.

I was President of the Police Commission twice, once under Mayor Agnos and once under Mayor Brown. I knew Geoff by reputation in his capacity as a Deputy City Attorney litigating cases involving police and firefighters. I got to know him personally when as Vice Chair of the Presidio Trust Board we hired Geoff's wife Jean Fraser to be CEO. Since then Geoff and I have become good friends, having meals and adventures together.

Geoff will be an outstanding Police Commissioner. He knows and is thoughtful about policing issues. He has quite progressive views on community policing, on why mass incarceration is not the answer to anything, and on the need to eliminate racial profiling and the disproportionate use of deadly force against people of color, all views that I share. He is ethical, smart, fair and hardworking. His top notch legal ability will be an asset in the all important work of conducting disciplinary hearings. He is collaborative, with a good sense of humor, and will work well with the other Commissioners as well as the Chief and his top staff.

In sum, you couldn't have a better candidate, and I hope you speedily confirm Geoff Gordon-Creed as a Police Commissioner. If any of you have questions or want more information from me, please ask.

Very truly yours,



JOHN W. KEKER

cc: Victor Young
Geoffrey Gordon-Creed



DENNIS J. HERRERA
City Attorney

Direct Dial: (415) 554-4748
Email: Brittany.feitelberg@sfcityattty.org

May 22, 2020

City & County of San Francisco
Board of Supervisors - Rules Committee
City Hall
1 Dr. Carlton B. Goodlet Place
San Francisco, CA 94102-4689

Re: Geoffrey Gordon-Creed – Appointment to San Francisco Police Commission

Dear Supervisors Ronen, Stefani and Mar:

I write this letter in strong support of Geoffrey Gordon-Creed's appointment to the San Francisco Police Commission.

As the City Attorney for nearly two decades – and also a former Police Commissioner – I have a deep understanding of the qualities and skills required to do the job well. Geoff has those in spades.

Geoff is a highly respected trial attorney with more than 30 years of experience. He is ethical, smart, hard-working, thoughtful and independent.

He worked in my office representing various City departments, including the Police Department, and excelled in that role. He is well versed in the complexity of policing issues.

Geoff has great respect for the difficulty of the job of policing, but he has progressive views on policing and mass incarceration. He will be a strong advocate for implementing the Department of Justice-recommended reforms that are aimed at establishing better trust and collaboration between the Police Department and the communities it serves. Likewise, he will support and push for speedy implementation of the DOJ-recommended reforms that seek to eliminate racial profiling and the disproportionate use of deadly force against people of color.

He believes strongly in the importance of community policing and that the Department needs to work collaboratively and consistently with the communities it polices to earn their trust.

He is well suited to hear and decide issues of police discipline that come before the Commission. He has served as a mediator and arbitrator and understands rules of evidence and how disciplinary hearings are conducted. He is hardworking, ethical and fair. He would listen to all sides and make a just decision.

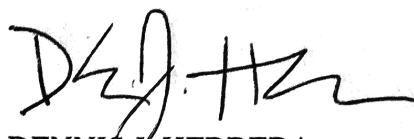
Letter to Board of Supervisors - Rules Committee

Page 2
May 26, 2020

Geoff also believes strongly in public service and serving his community. He served on the San Francisco Ethics Commission and was the acting Chair of that Commission. Among other community roles, he is currently Chair of the Board for the Richmond District YMCA, which serves and supports youth, families, and seniors in the Richmond District.

Perhaps more importantly, Geoff is a good person. He is collaborative, has a good sense of humor, and always seeks to do the right thing. I can't recommend him highly enough.

Very truly yours,

A handwritten signature in black ink, appearing to read "D.J. Herrera", with a stylized flourish at the end.

DENNIS J. HERRERA
City Attorney