

File No. 140711

Committee Item No. \_\_\_\_\_

Board Item No. 71

## COMMITTEE/BOARD OF SUPERVISORS

### AGENDA PACKET CONTENTS LIST

Committee: \_\_\_\_\_

Date \_\_\_\_\_

Board of Supervisors Meeting

Date June 24, 2014

#### Cmte Board

- |                          |                                     |  |
|--------------------------|-------------------------------------|--|
| <input type="checkbox"/> | <input type="checkbox"/>            | Motion                                       |
| <input type="checkbox"/> | <input checked="" type="checkbox"/> | Resolution                                   |
| <input type="checkbox"/> | <input type="checkbox"/>            | Ordinance                                    |
| <input type="checkbox"/> | <input type="checkbox"/>            | Legislative Digest                           |
| <input type="checkbox"/> | <input type="checkbox"/>            | Budget and Legislative Analyst Report        |
| <input type="checkbox"/> | <input type="checkbox"/>            | Youth Commission Report                      |
| <input type="checkbox"/> | <input type="checkbox"/>            | Introduction Form                            |
| <input type="checkbox"/> | <input type="checkbox"/>            | Department/Agency Cover Letter and/or Report |
| <input type="checkbox"/> | <input type="checkbox"/>            | MOU  |
| <input type="checkbox"/> | <input type="checkbox"/>            | Grant Information Form                       |
| <input type="checkbox"/> | <input type="checkbox"/>            | Grant Budget                                 |
| <input type="checkbox"/> | <input type="checkbox"/>            | Subcontract Budget                           |
| <input type="checkbox"/> | <input type="checkbox"/>            | Contract/Agreement                           |
| <input type="checkbox"/> | <input type="checkbox"/>            | Form 126 – Ethics Commission                 |
| <input type="checkbox"/> | <input type="checkbox"/>            | Award Letter                                 |
| <input type="checkbox"/> | <input type="checkbox"/>            | Application                                  |
| <input type="checkbox"/> | <input type="checkbox"/>            | Public Correspondence                        |

#### OTHER (Use back side if additional space is needed)

- |                          |                                     |                            |
|--------------------------|-------------------------------------|----------------------------|
| <input type="checkbox"/> | <input checked="" type="checkbox"/> | Election Results           |
| <input type="checkbox"/> | <input checked="" type="checkbox"/> | Official Statement of Vote |
| <input type="checkbox"/> | <input type="checkbox"/>            | _____                      |
| <input type="checkbox"/> | <input type="checkbox"/>            | _____                      |
| <input type="checkbox"/> | <input type="checkbox"/>            | _____                      |

Completed by: John Carroll Date June 19, 2014

Completed by: \_\_\_\_\_ Date \_\_\_\_\_

1 [Declaration of Election Results - June 3, 2014 - Consolidated Statewide Direct Primary  
2 Election]

3 **Resolution declaring the results of the June 3, 2014, Consolidated Statewide Direct**  
4 **Primary Election.**

5  
6 WHEREAS, A Consolidated Statewide Direct Primary Election was conducted in the  
7 City and County of San Francisco on Tuesday, June 3, 2014, which placed before the  
8 electorate candidates for election to City and County offices and City and County ballot  
9 measures; and

10 WHEREAS, John Arntz, the Director of Elections of the City and County of San  
11 Francisco, has certified the results of the Consolidated Statewide Direct Primary Election, a  
12 copy of which is on file with the Clerk of the Board of Supervisors in File No. 140711, which is  
13 hereby declared to be a part of this Resolution as if set forth fully herein; now, therefore, be it

14 RESOLVED, That the Board of Supervisors declares, under California Elections Code,  
15 Sections 9269 and 15400, the results of the Consolidated Statewide Direct Primary Election  
16 conducted in the City and County of San Francisco on Tuesday, June 3, 2014, as certified by  
17 the Director of Elections, as follows:

18  
19 SECTION 1. CITY AND COUNTY BALLOT MEASURES.

20 a. Measures Adopted. Each measure listed below is declared adopted:

21 1. Bond

22 The following Bond received an affirmative vote of 2/3 of the votes cast thereon  
23 and was therefore passed by the voters:


24 Earthquake Safety and Emergency Response Bond

25 2. Ordinance

1  
2  
3  
4  
5  
6  
7  
8  
9  
10  
11  
12  
13  
14  
15  
16  
17  
18  
19  
20  
21  
22  
23  
24  
25

The following Ordinance received an affirmative vote of a majority of votes cast thereon and was therefore passed by the voters:

Voter Approval for Waterfront Development Height Increases



John Arntz  
Director

Orig. Leg Clerk  
C: BOS-11, COB  
leg Dep, Cpage

June 12, 2014

Honorable Board of Supervisors  
City and County of San Francisco  
1 Dr. Carlton B. Goodlett Place, Room 244  
San Francisco, CA 94102

RECEIVED  
BOARD OF SUPERVISORS  
SAN FRANCISCO  
JUN 12 PM 4:35  
PN

**June 3, 2014 Consolidated Statewide Direct Primary Election  
Certification of Election Results**

I, John Arntz, Director of Elections of the City and County of San Francisco, certify that I have canvassed the votes cast at the Consolidated Statewide Direct Primary Election held on Tuesday, June 3, 2014 within the City and County of San Francisco, in the manner required by Division 15 of the California Elections Code.

I certify that I began the canvass on Wednesday morning, June 4, 2014 and as a result of the tabulation of all votes recorded, present a complete record entitled "San Francisco Official Statement of Vote - Consolidated Statewide Direct Primary Election - June 3, 2014." I also declare that the number of ballots in said election was 129,399.

On this day, June 12, 2014 at 10:35 a.m., I certify that the results of each of the races as shown in the following Final Summary Report of the Consolidated Statewide Direct Primary Election of June 3, 2014 are true and correct.

**Ballot Measures**

Following are the vote counts for each of the ballot measures for which the Board, as required in the California Elections Code Section 15400, declares the results.

**Statewide Propositions**

I certify that on **Proposition 41**, Veterans Housing and Homeless Prevention Bond Act of 2014, the following votes were cast:

YES	87,698	73.10%
NO	32,270	26.90%

I certify that on **Proposition 42**, Public Records. Open Meetings. State Reimbursement to Local Agencies. Legislative Constitutional Amendment. The following votes were cast:

YES	83,138	71.99%
NO	32,347	28.01%

## Local Ballot Measures

### Bond

I certify that **Proposition A**, Earthquake Safety and Emergency Response Bond **passed** with an affirmative vote of **79.04%** (Yes: 96,137 and No: 25,491), more than the 66 2/3 majority votes required.

### Ordinance

I certify that **Proposition B**, Voter Approval for Waterfront Development Height Increases, **passed** with an affirmative vote of **58.88%** (Yes: 71,421 and No: 49,870), more than the 50%+1 majority votes required.

### Elective Offices

The following are the vote counts for **State and District Offices**:

For the contest of **Governor**, I certify that in the total number of votes cast for each candidate was:

AKINYEMI AGBEDE	665	0.53%
RICHARD WILLIAM AGUIRRE	393	0.31%
"BO" BOGDAN AMBROZEWICZ	212	0.17%
ANDREW BLOUNT	2,095	1.67%
EDMUND G. "JERRY" BROWN	101,463	80.85%
JANEL HYESHIA BUYCKS	380	0.30%
GLENN CHAMP	859	0.68%
RAKESH KUMAR CHRISTIAN	211	0.17%
TIM DONNELLY	5,379	4.29%
NEEL KASHKARI	4,436	3.53%
JOE LEICHT	188	0.15%
ROBERT NEWMAN	654	0.52%
LUIS J. RODRIGUEZ	4,683	3.73%
CINDY L. SHEEHAN	2,300	1.83%
ALMA MARIE WINSTON	1,223	0.97%
WRITE-IN - KAREN JILL	0	0.00%
WRITE-IN - JIMELLE L. WALLS	0	0.00%
WRITE-IN - NICKOLAS WILDSTAR	0	0.00%
UNOFFICIAL WRITE-IN	360	0.29%

I certify that in the contest for **Lieutenant Governor** total number of votes cast for each candidate was:

DAVID FENNELL	4,719	3.85%
JENA F. GOODMAN	7,166	5.85%
AMOS JOHNSON	1,627	1.33%
ERIC KOREVAAR	6,562	5.36%
RON NEHRING	5,539	4.52%
GAVIN NEWSOM	89,824	73.32%
ALAN REYNOLDS	1,131	0.92%
GEORGE YANG	5,711	4.66%
UNOFFICIAL WRITE-IN	237	0.19%

I certify that in the contest for **Secretary of State**, the total number of votes cast for each candidate was:

ROY ALLMOND	2,330	2.06%
DEREK CRESSMAN	15,815	14.00%
DAVID CURTIS	7,552	6.69%
JEFFREY H. DROBMAN	4,727	4.18%
ALEX PADILLA	46,294	40.98%
PETE PETERSON	13,033	11.54%
DAN SCHNUR	9,148	8.10%
LELAND YEE	13,738	12.16%
UNOFFICIAL WRITE-IN	322	0.29%

I certify that in the contest for **Controller**, the total number of votes cast for each candidate was:

TAMMY D. BLAIR	5,267	4.61%
DAVID EVANS	12,731	11.13%
JOHN A. PÉREZ	29,822	26.08%
ASHLEY SWEARENGIN	5,805	5.08%
LAURA WELLS	10,159	8.88%
BETTY T. YEE	50,328	44.01%
UNOFFICIAL WRITE-IN	236	0.21%

I certify that in the contest for **Treasurer**, the total number of votes cast for each candidate was:

ELLEN H. BROWN	12,893	11.20%
JOHN CHIANG	86,903	75.51%
GREG CONLON	15,042	13.07%
UNOFFICIAL WRITE-IN	251	0.22%

I certify that in the contest for **Attorney General**, the total number of votes cast for each candidate was:

RONALD GOLD	5,383	4.49%
JOHN HAGGERTY	4,989	4.16%
KAMALA D. HARRIS	97,070	81.00%
JOHNATHAN JAECH	2,977	2.48%
DAVID KING	2,866	2.39%
ORLY TAITZ	3,371	2.81%
PHIL WYMAN	2,904	2.42%
UNOFFICIAL WRITE-IN	280	0.23%

I certify that in the contest for **Insurance Commissioner**, the total number of votes cast for each candidate was:

TED GAINES	16,377	14.57%
NATHALIE HRIZI	9,996	8.90%
DAVE JONES	85,726	76.29%
UNOFFICIAL WRITE-IN	276	0.25%

I certify that in the contest for **Board of Equalization, District 2** the total number of votes cast for each candidate was:

FIONA MA	91,028	83.06%
JAMES E. THEIS	17,745	16.19%
UNOFFICIAL WRITE-IN	817	0.75%

I certify that in the contest for **Superintendent of Public Instruction**, the total number of votes cast for each candidate was:

LYDIA A. GUTIERREZ	21,143	19.75%
TOM TORLAKSON	67,463	63.02%
MARSHALL TUCK	17,912	16.73%
UNOFFICIAL WRITE-IN	532	0.50%

The following are the vote counts for **Congressional Offices**

I certify that in the contest for **United States Representative in Congress District 12** the total number of votes cast for each candidate was:

JOHN DENNIS	12,922	11.90%
BARRY HERMANSON	6,156	5.67%
FRANK LARA	2,107	1.94%
NANCY PELOSI	79,816	73.50%
DAVID PETERSON	3,774	3.48%

A.J. "DESMOND" THORSSON	1,270	1.17%
MICHAEL STEGER	1,514	1.39%
JIM WELLES	879	0.81%
UNOFFICIAL WRITE-IN	162	0.15%

I certify that in the contest for **United States Representative in Congress, District 14**, the total number of votes cast for each candidate was:

<b>ROBIN CHEW</b>	2,742	18.87%
<b>JACKIE SPEIER</b>	11,739	80.78%
UNOFFICIAL WRITE-IN	51	0.35%

The following are the vote counts for **Legislative Offices**

I certify that in the contest for **State Assembly, District 17**, the total number of votes cast for each candidate was:

<b>DAVID CAMPOS</b>	31,951	43.86%
<b>DAVID CHIU</b>	34,863	47.85%
DAVID CARLOS SALAVERRY	5,843	8.02%
UNOFFICIAL WRITE-IN	197	0.27%


I certify that in the contest for **State Assembly, District 19**, the total number of votes cast for each candidate was:


<b>RENE PINEDA</b>	10,400	21.43%
<b>PHIL TING</b>	37,850	77.98%
UNOFFICIAL WRITE-IN	288	0.59%

I certify that in the contest for **Judge of the Superior Court, Office No. 20**, the total number of votes cast for each candidate was:

<b>DANIEL A. FLORES</b>	50,109	46.09%
<b>CAROL KINGSLEY</b>	29,950	27.55%
KIMBERLY TONEY WILLIAMS	28,269	26.00%
UNOFFICIAL WRITE-IN	383	0.35%

In witness whereof I hereby affix my hand and seal this 12th day of June, 2014

  
John Arntz, Director of Elections






# Official Statement of Vote

## June 3, 2014

**Be A Voter**

RECEIVED  
BOARD OF SUPERVISORS  
SAN FRANCISCO  
2014 JUN 12 PM 4:35  
AK




Prepared By:  
The Department of Elections  
City & County of San Francisco  
John Arntz, Director of Elections



1 Dr. Carlton B. Goodlett Place  
San Francisco, CA 94102-4634  
[www.sfelections.org](http://www.sfelections.org)





John Arntz  
Director

Orig. Leg Clerk  
C: BOS-11, COB  
leg Dep, Cpage

June 12, 2014

Honorable Board of Supervisors  
City and County of San Francisco  
1 Dr. Carlton B. Goodlett Place, Room 244  
San Francisco, CA 94102

RECEIVED  
BOARD OF SUPERVISORS  
SAN FRANCISCO  
JUN 12 PM 4:30  
PN

**June 3, 2014 Consolidated Statewide Direct Primary Election  
Certification of Election Results**

I, John Arntz, Director of Elections of the City and County of San Francisco, certify that I have canvassed the votes cast at the Consolidated Statewide Direct Primary Election held on Tuesday, June 3, 2014 within the City and County of San Francisco, in the manner required by Division 15 of the California Elections Code.

I certify that I began the canvass on Wednesday morning, June 4, 2014 and as a result of the tabulation of all votes recorded, present a complete record entitled "San Francisco Official Statement of Vote - Consolidated Statewide Direct Primary Election - June 3, 2014." I also declare that the number of ballots in said election was **129,399**.

On this day, June 12, 2014 at 10:35 a.m., I certify that the results of each of the races as shown in the following Final Summary Report of the Consolidated Statewide Direct Primary Election of June 3, 2014 are true and correct.

**Ballot Measures**

Following are the vote counts for each of the ballot measures for which the Board, as required in the California Elections Code Section 15400, declares the results.

**Statewide Propositions**

I certify that on **Proposition 41**, Veterans Housing and Homeless Prevention Bond Act of 2014, the following votes were cast:

YES	87,698	73.10%
NO	32,270	26.90%

I certify that on **Proposition 42**, Public Records. Open Meetings. State Reimbursement to Local Agencies. Legislative Constitutional Amendment. The following votes were cast:

YES	83,138	71.99%
NO	32,347	28.01%

## Local Ballot Measures

### Bond

I certify that **Proposition A**, Earthquake Safety and Emergency Response Bond **passed** with an affirmative vote of **79.04%** (Yes: 96,137 and No: 25,491), more than the 66 2/3 majority votes required.

### Ordinance

I certify that **Proposition B**, Voter Approval for Waterfront Development Height Increases, **passed** with an affirmative vote of **58.88%** (Yes: 71,421 and No: 49,870), more than the 50%+1 majority votes required.

### Elective Offices

The following are the vote counts for **State and District Offices**:

For the contest of **Governor**, I certify that in the total number of votes cast for each candidate was:

AKINYEMI AGBEDE	665	0.53%
RICHARD WILLIAM AGUIRRE	393	0.31%
"BO" BOGDAN AMBROZEWICZ	212	0.17%
ANDREW BLOUNT	2,095	1.67%
EDMUND G. "JERRY" BROWN	101,463	80.85%
JANEL HYESHIA BUYCKS	380	0.30%
GLENN CHAMP	859	0.68%
RAKESH KUMAR CHRISTIAN	211	0.17%
TIM DONNELLY	5,379	4.29%
NEEL KASHKARI	4,436	3.53%
JOE LEICHT	188	0.15%
ROBERT NEWMAN	654	0.52%
LUIS J. RODRIGUEZ	4,683	3.73%
CINDY L. SHEEHAN	2,300	1.83%
ALMA MARIE WINSTON	1,223	0.97%
WRITE-IN - KAREN JILL	0	0.00%
WRITE-IN - JIMELLE L. WALLS	0	0.00%
WRITE-IN - NICKOLAS WILDSTAR	0	0.00%
UNOFFICIAL WRITE-IN	360	0.29%

I certify that in the contest for **Lieutenant Governor** total number of votes cast for each candidate was:

DAVID FENNELL	4,719	3.85%
JENA F. GOODMAN	7,166	5.85%
AMOS JOHNSON	1,627	1.33%
ERIC KOREVAAR	6,562	5.36%
RON NEHRING	5,539	4.52%
GAVIN NEWSOM	89,824	73.32%
ALAN REYNOLDS	1,131	0.92%
GEORGE YANG	5,711	4.66%
UNOFFICIAL WRITE-IN	237	0.19%

I certify that in the contest for **Secretary of State**, the total number of votes cast for each candidate was:

ROY ALLMOND	2,330	2.06%
DEREK CRESSMAN	15,815	14.00%
DAVID CURTIS	7,552	6.69%
JEFFREY H. DROBMAN	4,727	4.18%
ALEX PADILLA	46,294	40.98%
PETE PETERSON	13,033	11.54%
DAN SCHNUR	9,148	8.10%
LELAND YEE	13,738	12.16%
UNOFFICIAL WRITE-IN	322	0.29%

I certify that in the contest for **Controller**, the total number of votes cast for each candidate was:

TAMMY D. BLAIR	5,267	4.61%
DAVID EVANS	12,731	11.13%
JOHN A. PÉREZ	29,822	26.08%
ASHLEY SWEARENGIN	5,805	5.08%
LAURA WELLS	10,159	8.88%
BETTY T. YEE	50,328	44.01%
UNOFFICIAL WRITE-IN	236	0.21%

I certify that in the contest for **Treasurer**, the total number of votes cast for each candidate was:

ELLEN H. BROWN	12,893	11.20%
JOHN CHIANG	86,903	75.51%
GREG CONLON	15,042	13.07%
UNOFFICIAL WRITE-IN	251	0.22%

I certify that in the contest for **Attorney General**, the total number of votes cast for each candidate was:

RONALD GOLD	5,383	4.49%
JOHN HAGGERTY	4,989	4.16%
KAMALA D. HARRIS	97,070	81.00%
JOHNATHAN JAECH	2,977	2.48%
DAVID KING	2,866	2.39%
ORLY TAITZ	3,371	2.81%
PHIL WYMAN	2,904	2.42%
UNOFFICIAL WRITE-IN	280	0.23%

I certify that in the contest for **Insurance Commissioner**, the total number of votes cast for each candidate was:

TED GAINES	16,377	14.57%
NATHALIE HRIZI	9,996	8.90%
DAVE JONES	85,726	76.29%
UNOFFICIAL WRITE-IN	276	0.25%

I certify that in the contest for **Board of Equalization, District 2** the total number of votes cast for each candidate was:

FIONA MA	91,028	83.06%
JAMES E. THEIS	17,745	16.19%
UNOFFICIAL WRITE-IN	817	0.75%

I certify that in the contest for **Superintendent of Public Instruction**, the total number of votes cast for each candidate was:

LYDIA A. GUTIERREZ	21,143	19.75%
TOM TORLAKSON	67,463	63.02%
MARSHALL TUCK	17,912	16.73%
UNOFFICIAL WRITE-IN	532	0.50%

The following are the vote counts for **Congressional Offices**

I certify that in the contest for **United States Representative in Congress District 12** the total number of votes cast for each candidate was:

<b>JOHN DENNIS</b>	12,922	11.90%
BARRY HERMANSON	6,156	5.67%
FRANK LARA	2,107	1.94%
<b>NANCY PELOSI</b>	79,816	73.50%
DAVID PETERSON	3,774	3.48%

A.J. "DESMOND" THORSSON	1,270	1.17%
MICHAEL STEGER	1,514	1.39%
JIM WELLES	879	0.81%
UNOFFICIAL WRITE-IN	162	0.15%

I certify that in the contest for **United States Representative in Congress, District 14**, the total number of votes cast for each candidate was:

<b>ROBIN CHEW</b>	2,742	18.87%
<b>JACKIE SPEIER</b>	11,739	80.78%
UNOFFICIAL WRITE-IN	51	0.35%

The following are the vote counts for **Legislative Offices**

I certify that in the contest for **State Assembly, District 17**, the total number of votes cast for each candidate was:

<b>DAVID CAMPOS</b>	<b>31,951</b>	<b>43.86%</b>
<b>DAVID CHIU</b>	<b>34,863</b>	<b>47.85%</b>
DAVID CARLOS SALAVERRY	5,843	8.02%
UNOFFICIAL WRITE-IN	197	0.27%


I certify that in the contest for **State Assembly, District 19**, the total number of votes cast for each candidate was:


<b>RENE PINEDA</b>	<b>10,400</b>	<b>21.43%</b>
<b>PHIL TING</b>	<b>37,850</b>	<b>77.98%</b>
UNOFFICIAL WRITE-IN	288	0.59%

I certify that in the contest for **Judge of the Superior Court, Office No. 20**, the total number of votes cast for each candidate was:

<b>DANIEL A. FLORES</b>	<b>50,109</b>	<b>46.09%</b>
<b>CAROL KINGSLEY</b>	<b>29,950</b>	<b>27.55%</b>
KIMBERLY TONEY WILLIAMS	28,269	26.00%
UNOFFICIAL WRITE-IN	383	0.35%

In witness whereof I hereby affix my hand and seal this 12th day of June, 2014

  
 John Arntz, Director of Elections







**THE CITY AND COUNTY OF SAN FRANCISCO Statement of Vote  
PRIMARY ELECTION JUNE 2014**

NON-PARTISAN GOVERNOR																
	Registration	Ballots Cast	Turnout (%)	GOVERNOR	LUIS J. RODRIGUEZ	ALMA MARIE WINSTON	EDMUND G. "JERRY" BROWN	JANEL HYESHA BUYCKS	ANDREW BLOUNT	RAKESH KUMAR CHRISTIAN	GLENN CHAMP	NEEL KASHKARI	TIM DONNELLY	BO' BOGDAN AMBROZEWICZ	AKINTEM AGBEDE	RICHARD WILLIAM AGUIRRE
Pct 1101 - Election Day Reporting	484	35	7.23	0	0	0	31	0	0	1	0	0	2	0	0	0
Pct 1101 - VBM Reporting	484	106	21.90	3	0	0	83	0	3	0	0	1	7	0	0	1
Pct 1102 - Election Day Reporting	873	94	10.77	10	1	0	70	0	0	0	0	3	3	0	1	0
Pct 1102 - VBM Reporting	873	192	21.99	3	0	0	151	0	7	0	2	3	18	0	0	0
Pct 1103 - Election Day Reporting	827	76	9.19	6	0	0	60	0	1	0	0	1	1	0	1	0
Pct 1103 - VBM Reporting	827	215	26.00	5	2	0	168	1	3	0	2	2	17	0	2	1
Pct 1104/1105 - Election Day Rep	817	65	7.96	2	0	0	47	0	2	1	0	3	3	0	1	2
Pct 1104/1105 - VBM Reporting	817	155	18.97	5	0	0	117	2	7	0	2	5	5	0	0	1
Pct 1106 - Election Day Reporting	681	43	6.31	3	0	0	33	0	1	0	0	1	1	0	1	0
Pct 1106 - VBM Reporting	681	144	21.15	3	0	0	100	1	1	0	0	10	12	0	0	0
Pct 1107 - Election Day Reporting	661	45	6.81	1	0	0	40	0	1	0	0	0	1	0	0	0
Pct 1107 - VBM Reporting	661	124	18.76	2	0	0	105	0	0	0	2	1	5	0	1	0
Pct 1108 - Election Day Reporting	827	57	6.89	1	0	0	48	0	0	0	2	0	0	0	0	0
Pct 1108 - VBM Reporting	827	195	23.58	2	0	0	164	0	3	0	0	2	11	0	2	2
Pct 1109 - Election Day Reporting	707	49	6.93	2	1	0	42	0	1	0	0	1	1	0	0	0
Pct 1109 - VBM Reporting	707	164	23.20	4	1	0	122	3	5	0	1	4	8	0	1	0
Pct 1111 - Election Day Reporting	859	66	7.68	6	0	0	47	0	1	0	1	3	3	0	0	0
Pct 1111 - VBM Reporting	859	194	22.58	5	0	0	144	2	7	0	0	2	15	1	1	0
Pct 1112 - Election Day Reporting	638	32	5.02	2	0	0	24	2	0	0	0	0	1	0	0	0
Pct 1112 - VBM Reporting	638	124	19.44	2	3	0	105	0	1	1	1	2	2	0	0	0
Pct 1113 - Election Day Reporting	622	29	4.50	2	0	0	19	0	1	0	0	0	1	0	0	0
Pct 1113 - VBM Reporting	622	155	24.92	6	3	0	114	3	3	0	1	2	11	1	0	1
Pct 1114 - Election Day Reporting	788	62	7.87	6	0	0	40	0	3	1	1	1	2	0	1	0
Pct 1114 - VBM Reporting	788	161	20.43	7	6	0	105	3	12	0	2	3	9	2	0	0
Pct 1115 - Election Day Reporting	760	33	4.34	2	0	0	26	0	0	0	1	2	0	0	1	1
Pct 1115 - VBM Reporting	760	132	17.37	5	0	0	104	1	2	0	1	4	2	1	1	1
Pct 1116 - Election Day Reporting	781	36	4.67	1	0	0	26	0	1	0	1	0	2	0	2	0
Pct 1116 - VBM Reporting	781	167	21.38	2	0	0	136	3	1	1	1	1	1	1	2	0
Pct 1117 - Election Day Reporting	711	51	7.17	4	0	0	34	0	2	0	0	2	0	1	1	1
Pct 1117 - VBM Reporting	711	139	19.55	3	2	0	97	4	4	0	0	4	5	0	4	0
Pct 1118 - Election Day Reporting	855	55	6.43	4	0	0	40	0	1	0	2	0	0	1	1	0
Pct 1118 - VBM Reporting	855	178	20.82	6	0	0	138	0	7	0	1	2	8	0	3	0
Pct 1119 - Election Day Reporting	676	34	5.03	4	0	0	23	1	0	1	0	0	3	0	0	0
Pct 1119 - VBM Reporting	676	133	19.67	4	2	0	100	1	6	0	1	3	5	0	1	0
Pct 1121 - Election Day Reporting	597	53	8.88	6	0	0	39	0	1	0	0	0	3	0	1	0
Pct 1121 - VBM Reporting	597	136	22.78	3	0	0	107	1	6	0	3	4	2	0	0	1
Pct 1122 - Election Day Reporting	541	33	6.10	2	0	0	28	0	0	0	0	0	2	0	0	0
Pct 1122 - VBM Reporting	541	112	20.70	1	0	0	82	1	1	0	3	1	6	0	3	0
Pct 1123 - Election Day Reporting	798	32	4.01	1	0	0	25	0	0	1	0	0	1	0	1	0
Pct 1123 - VBM Reporting	798	108	13.53	2	0	0	88	1	4	2	0	1	3	0	0	0
Pct 1124 - Election Day Reporting	673	40	5.94	3	1	0	28	0	0	0	0	0	1	1	1	0
Pct 1124 - VBM Reporting	673	102	15.16	1	2	0	79	4	2	0	3	3	1	0	2	0
Pct 1125 - Election Day Reporting	846	16	1.89	1	1	0	11	0	1	0	0	0	2	0	0	0
Pct 1125 - VBM Reporting	846	174	20.57	2	0	0	132	2	3	2	1	4	10	6	1	0
Pct 1126 - Election Day Reporting	789	29	3.68	6	0	0	19	1	0	0	0	0	2	0	0	0
Pct 1126 - VBM Reporting	789	160	20.28	5	1	0	126	1	4	0	1	3	5	0	1	0
Pct 1127 - Election Day Reporting	791	69	8.72	1	0	0	48	2	1	0	0	2	5	0	1	1
Pct 1127 - VBM Reporting	791	164	20.73	2	2	0	115	0	7	2	1	3	10	0	7	1
Pct 1128 - Election Day Reporting	719	40	5.56	4	0	0	27	0	0	1	0	1	1	1	0	0
Pct 1128 - VBM Reporting	719	168	23.37	3	1	0	112	0	9	1	0	6	10	1	10	1
Pct 1129 - Election Day Reporting	791	50	6.32	6	2	0	27	0	4	1	1	1	6	0	1	0
Pct 1129 - VBM Reporting	791	165	20.86	9	0	0	115	2	6	0	1	2	20	0	2	1
Pct 1131 - Election Day Reporting	702	32	4.56	1	0	0	22	1	1	1	0	2	1	0	0	0
Pct 1131 - VBM Reporting	702	161	22.93	3	3	0	116	0	3	0	2	5	14	1	1	3
Pct 1132 - Election Day Reporting	829	61	7.36	6	1	0	43	2	3	0	0	1	0	0	0	0
Pct 1132 - VBM Reporting	829	191	23.04	4	5	0	141	2	10	1	1	2	11	0	3	0
Pct 1133 - Election Day Reporting	769	37	4.81	3	1	0	25	0	0	0	0	1	6	0	0	0

**THE CITY AND COUNTY OF SAN FRANCISCO Statement of Vote  
PRIMARY ELECTION JUNE 2014**

NON-PARTISAN GOVERNOR															
	Registration	Ballots Cast	Turnout(%)	GOVERNOR LUIS J. RODRIGUEZ	ALMA MARIE WINSTON	EDMUND G. "JERRY" BROWN	JANEL HYESHIA BUYCKS	ANDREW BLOUNT	RAKESH KUMAR CHRISTIAN	GLENN CHAMP	NEEL KASHKARI	TIM DONNELLY	BO* BOGDAN AMBROZEWICZ	AKINYEM AGBEDE	RICHARD WILLIAM AGUIRRE
Pct 1133 - VBM Reporting	769	191	24.84	3	0	148	3	1	2	2	4	13	0	2	2
Pct 1134 - Election Day Reporting	688	48	6.98	4	0	36	0	1	0	0	1	0	0	0	0
Pct 1134 - VBM Reporting	688	146	21.22	5	1	105	2	6	6	6	7	0	1	1	0
Pct 1135 - Election Day Reporting	456	27	5.92	1	0	21	0	0	0	0	2	1	0	0	0
Pct 1135 - VBM Reporting	456	121	26.54	3	0	94	1	5	0	0	0	11	0	0	2
Pct 1136 - Election Day Reporting	707	30	4.24	3	0	21	0	0	0	0	2	2	0	1	0
Pct 1136 - VBM Reporting	707	179	25.32	0	0	142	2	6	2	0	1	13	0	2	2
Pct 1141 - Election Day Reporting	859	48	5.59	4	1	37	0	0	0	0	0	1	0	0	1
Pct 1141 - VBM Reporting	859	204	23.75	7	4	175	2	3	0	1	1	5	0	0	0
Pct 1142 - Election Day Reporting	793	48	6.05	0	1	39	0	1	0	0	1	1	0	0	0
Pct 1142 - VBM Reporting	793	187	23.58	8	2	137	0	3	2	1	1	12	0	3	2
Pct 1143 - Election Day Reporting	843	78	9.02	12	1	58	0	0	1	0	1	0	0	0	1
Pct 1143 - VBM Reporting	843	186	22.06	9	1	136	1	5	0	6	2	12	0	2	0
Pct 1144 - Election Day Reporting	751	58	7.72	0	2	44	0	0	0	0	3	4	0	0	0
Pct 1144 - VBM Reporting	751	143	19.04	8	3	105	0	3	0	1	2	6	0	4	1
Pct 1145 - Election Day Reporting	805	58	7.20	3	0	49	1	0	0	0	1	2	0	0	0
Pct 1145 - VBM Reporting	805	205	25.47	10	6	165	1	5	0	2	0	4	0	1	0
Pct 1146 - Election Day Reporting	826	58	6.78	6	1	40	0	0	0	0	6	1	0	0	0
Pct 1146 - VBM Reporting	826	196	23.73	10	2	151	1	1	1	1	3	11	0	1	1
Pct 1147 - Election Day Reporting	779	72	9.24	5	1	48	1	0	1	0	1	3	0	1	0
Pct 1147 - VBM Reporting	779	179	22.98	9	5	125	0	5	0	2	3	12	0	2	1
Pct 1148 - Election Day Reporting	798	60	7.52	2	1	45	0	0	0	1	1	3	0	1	0
Pct 1148 - VBM Reporting	798	168	21.05	4	4	122	2	5	0	1	10	7	0	2	0
Pct 1149 - Election Day Reporting	812	69	8.50	4	0	56	0	1	0	2	3	0	0	0	1
Pct 1149 - VBM Reporting	812	164	20.20	6	7	129	0	6	0	1	2	6	0	1	1
Pct 1151 MB - Election Day Repo	0	0	0.00	0	0	0	0	0	0	0	0	0	0	0	0
Pct 1151 MB - VBM Reporting	0	0	0.00	0	0	0	0	0	0	0	0	0	0	0	0
Pct 1152 - Election Day Reporting	764	66	8.64	5	4	42	0	1	0	1	0	8	0	0	0
Pct 1152 - VBM Reporting	764	181	23.69	11	2	139	0	2	1	1	5	6	1	2	2
Pct 1153 - Election Day Reporting	788	65	8.25	5	1	44	0	1	0	0	3	4	0	0	0
Pct 1153 - VBM Reporting	788	154	19.54	4	1	106	0	1	0	1	3	18	1	1	1
Pct 1154 MB - Election Day Repo	0	0	0.00	0	0	0	0	0	0	0	0	0	0	0	0
Pct 1154 MB - VBM Reporting	0	0	0.00	0	0	0	0	0	0	0	0	0	0	0	0
Pct 7001 - Election Day Reporting	641	42	6.55	5	0	33	0	0	0	0	1	0	0	0	0
Pct 7001 - VBM Reporting	641	105	16.38	4	1	85	2	0	0	0	1	1	0	0	0
Pct 7002 - Election Day Reporting	820	52	6.34	1	0	42	0	1	0	0	3	0	1	0	0
Pct 7002 - VBM Reporting	820	167	20.37	5	4	126	0	2	1	1	3	10	4	1	0
Pct 7003 - Election Day Reporting	792	105	13.26	5	1	87	0	0	0	1	0	4	1	0	0
Pct 7003 - VBM Reporting	792	162	20.45	3	0	145	1	2	0	0	0	5	0	0	0
Pct 7004 - Election Day Reporting	784	81	10.33	8	0	67	0	0	0	0	4	0	0	0	0
Pct 7004 - VBM Reporting	784	150	19.13	5	0	128	0	1	0	1	2	5	0	0	1
Pct 7005 - Election Day Reporting	776	99	12.76	0	0	91	0	0	1	0	0	5	1	0	0
Pct 7005 - VBM Reporting	776	149	19.20	3	3	125	0	1	0	1	5	4	0	0	0
Pct 7006 - Election Day Reporting	825	91	11.03	20	1	59	0	0	0	0	0	1	0	1	1
Pct 7006 - VBM Reporting	825	152	18.42	12	0	120	0	1	1	0	1	7	1	0	0
Pct 7007 - Election Day Reporting	897	96	10.70	3	0	82	0	2	0	1	2	2	0	0	0
Pct 7007 - VBM Reporting	897	189	21.07	1	1	170	0	0	0	0	4	4	1	1	0
Pct 7008 - Election Day Reporting	787	122	15.50	3	2	102	0	2	0	0	5	3	0	0	0
Pct 7008 - VBM Reporting	787	206	26.18	6	1	179	1	1	0	0	2	8	0	0	0
Pct 7009 - Election Day Reporting	805	53	6.58	2	0	36	0	1	0	0	4	6	0	0	0
Pct 7009 - VBM Reporting	805	185	22.98	14	2	148	0	4	3	0	2	4	0	0	0
Pct 7011 - Election Day Reporting	876	50	5.71	4	0	41	0	0	0	0	0	1	0	0	0
Pct 7011 - VBM Reporting	876	117	13.36	3	1	95	0	1	0	0	1	1	0	2	1
Pct 7012 - Election Day Reporting	908	102	11.23	8	1	88	0	0	1	0	2	3	0	0	0
Pct 7012 - VBM Reporting	908	169	18.61	9	0	140	1	0	1	2	5	7	0	1	0
Pct 7013 - Election Day Reporting	554	44	7.94	4	0	34	0	1	0	0	1	1	0	1	0
Pct 7013 - VBM Reporting	554	100	18.05	3	1	85	0	0	0	0	1	2	0	0	0

**THE CITY AND COUNTY OF SAN FRANCISCO Statement of Vote  
PRIMARY ELECTION JUNE 2014**

NON-PARTISAN GOVERNOR																
	Registration	Ballots Cast	Turnout (%)	GOVERNOR	LUIS J. RODRIGUEZ	ALMA MARIE WINSTON	EDMUND G. "JERRY" BROWN	JANEL HYESHIA BUYCKS	ANDREW BLOUNT	RAKESH KUMAR CHRISTIAN	GLENN CHAMP	NEEL KASHKARI	TIM DONNELLY	BO* BOGDAN AMBROZEWICZ	AKINYEM AGBEDE	RICHARD WILLIAM AGUIRRE
Pct 7014 - Election Day Reporting	940	76	8.30		3	1	69	0	1	0	0	1	1	0	0	0
Pct 7014 - VBM Reporting	940	168	17.87		3	0	154	0	2	0	0	0	3	4	0	0
Pct 7015 MB - Election Day Repo	66	0	0.00		0	0	0	0	0	0	0	0	0	0	0	0
Pct 7015 MB - VBM Reporting	66	13	19.70		2	0	10	0	0	0	1	0	0	0	0	0
Pct 7016 - Election Day Reporting	787	40	5.08		4	0	33	0	0	0	1	0	0	0	0	0
Pct 7016 - VBM Reporting	787	141	17.92		1	2	117	0	0	0	0	1	2	0	0	1
Pct 7017 - Election Day Reporting	676	17	2.51		0	0	16	0	0	0	0	0	0	0	0	0
Pct 7017 - VBM Reporting	676	94	13.91		1	0	83	0	0	0	1	0	1	0	0	0
Pct 7018 - Election Day Reporting	840	43	5.00		2	1	33	0	0	0	1	0	4	0	0	0
Pct 7018 - VBM Reporting	840	243	28.81		0	7	191	3	8	4	0	2	5	1	2	2
Pct 7019 - Election Day Reporting	861	45	5.23		2	2	35	1	0	0	0	1	1	0	0	0
Pct 7019 - VBM Reporting	861	223	25.78		4	2	193	0	2	0	0	4	1	2	3	1
Pct 7021 - Election Day Reporting	841	58	6.90		3	1	44	0	0	1	0	0	1	0	1	0
Pct 7021 - VBM Reporting	841	143	17.00		4	0	123	1	1	0	3	0	5	0	1	1
Pct 7022 - Election Day Reporting	888	45	5.07		5	0	36	0	0	0	0	0	1	0	1	0
Pct 7022 - VBM Reporting	888	152	17.12		6	2	127	0	2	0	0	2	7	0	1	0
Pct 7023 - Election Day Reporting	823	40	4.86		2	0	29	1	1	0	0	1	0	0	0	0
Pct 7023 - VBM Reporting	823	168	20.41		2	5	138	0	4	0	1	3	1	0	4	0
Pct 7024 - Election Day Reporting	263	3	1.14		0	0	3	0	0	0	0	0	0	0	0	0
Pct 7024 - VBM Reporting	263	13	4.94		0	0	8	1	1	0	0	0	0	0	0	0
Pct 7025 - Election Day Reporting	417	18	4.32		1	0	16	0	0	0	0	0	0	0	0	0
Pct 7025 - VBM Reporting	417	32	7.67		3	0	25	0	0	0	0	0	1	0	0	0
Pct 7026 - Election Day Reporting	837	46	5.50		0	0	36	0	0	0	2	0	0	1	1	0
Pct 7026 - VBM Reporting	837	235	28.08		5	7	176	3	6	2	4	1	8	0	3	0
Pct 7027 - Election Day Reporting	775	53	6.84		2	0	45	0	0	0	0	2	0	0	0	0
Pct 7027 - VBM Reporting	775	147	18.97		9	2	106	0	2	0	1	1	12	0	6	0
Pct 7028 - Election Day Reporting	762	32	4.20		1	0	28	0	0	0	0	2	0	0	1	0
Pct 7028 - VBM Reporting	762	91	11.94		2	0	80	0	1	0	0	0	1	0	0	0
Pct 7029 - Election Day Reporting	802	27	3.37		2	0	22	0	1	0	0	0	0	0	0	0
Pct 7029 - VBM Reporting	802	105	13.09		3	1	80	2	6	0	0	0	3	0	0	1
Pct 7030 - Election Day Reporting	669	36	5.38		0	0	25	0	1	2	0	1	5	0	0	0
Pct 7030 - VBM Reporting	669	180	26.91		7	2	132	4	6	0	2	4	11	1	1	1
Pct 7031 - Election Day Reporting	358	12	3.35		0	0	10	0	0	0	0	0	0	0	0	0
Pct 7031 - VBM Reporting	358	121	33.80		2	4	93	1	3	0	0	0	2	1	3	0
Pct 7032 - Election Day Reporting	799	49	6.13		0	0	45	1	1	0	0	0	1	0	0	0
Pct 7032 - VBM Reporting	799	151	18.90		3	5	123	0	3	0	1	2	5	0	1	0
Pct 7033 - Election Day Reporting	706	47	6.66		1	0	41	0	0	0	1	1	1	0	0	0
Pct 7033 - VBM Reporting	706	101	14.31		6	0	81	2	5	0	1	0	2	0	0	0
Pct 7034 - Election Day Reporting	767	13	1.69		0	1	6	0	1	0	1	0	1	0	0	1
Pct 7034 - VBM Reporting	767	59	7.69		1	0	55	0	0	0	0	1	0	0	1	0
Pct 7035 - Election Day Reporting	311	23	7.40		2	0	19	0	0	0	0	0	1	0	1	0
Pct 7035 - VBM Reporting	311	41	13.18		1	2	33	0	0	0	0	2	1	0	0	0
Pct 7036 - Election Day Reporting	813	25	3.08		1	0	21	0	0	0	0	1	1	0	1	0
Pct 7036 - VBM Reporting	813	171	21.03		2	5	131	7	3	0	2	0	8	0	4	0
Pct 7037 - Election Day Reporting	687	15	2.18		1	1	11	0	1	0	0	0	0	0	0	0
Pct 7037 - VBM Reporting	687	41	5.97		2	1	28	0	1	0	0	0	5	0	1	0
Pct 7038 - Election Day Reporting	807	14	1.73		1	0	8	0	0	0	0	0	0	0	0	0
Pct 7038 - VBM Reporting	807	171	21.19		6	3	129	2	5	2	3	2	5	1	0	2
Pct 7039 - Election Day Reporting	705	58	8.23		1	3	42	0	1	1	0	0	4	0	1	1
Pct 7039 - VBM Reporting	705	141	20.00		4	5	105	0	5	0	0	1	7	2	1	0
Pct 7041 MB - Election Day Repo	53	0	0.00		0	0	0	0	0	0	0	0	0	0	0	0
Pct 7041 MB - VBM Reporting	53	14	26.42		0	0	10	0	0	0	1	0	1	0	0	0
Pct 7042 - Election Day Reporting	586	24	4.10		0	0	20	0	0	0	0	0	1	0	0	2
Pct 7042 - VBM Reporting	586	130	22.18		4	4	98	0	5	2	0	2	4	0	0	2
Pct 7043 - Election Day Reporting	765	23	3.01		0	0	18	0	0	0	1	1	0	0	1	0
Pct 7043 - VBM Reporting	765	152	19.87		3	3	125	0	3	1	0	0	4	2	2	0
Pct 7044 - Election Day Reporting	754	27	3.58		0	1	20	1	0	0	0	1	0	0	0	0

**THE CITY AND COUNTY OF SAN FRANCISCO Statement of Vote  
PRIMARY ELECTION JUNE 2014**

NON-PARTISAN GOVERNOR															
	Registration	Ballois Cast	Turnout(%)	GOVERNOR	ALMA MARIE WINSTON	EDMUND G. "JERRY" BROWN	JANIEL HYESHA BUYCKS	ANDREW BLOUNT	RAKESH KUMAR CHRISTIAN	GLENN CHAMP	NEEL KASHKARI	TIM DONNELLY	'BO' BOGDAN AMBROZEMICZ	AKINYEMI AGBEDE	RICHARD WILLIAM AGUIRRE
Pct 7044 - VBM Reporting	754	61	8.09	1	1	44	0	5	0	0	1	3	0	1	2
Pct 7045 - Election Day Reporting	692	42	6.07	0	0	29	0	1	0	0	1	4	0	0	0
Pct 7045 - VBM Reporting	692	181	26.16	29	8	136	0	3	0	0	2	10	0	1	2
Pct 7046 - Election Day Reporting	389	25	6.43	3	0	21	0	0	0	0	0	0	0	0	0
Pct 7046 - VBM Reporting	389	95	24.42	2	1	74	3	1	1	2	0	6	0	1	0
Pct 7047 - Election Day Reporting	744	45	6.05	2	1	33	1	1	0	0	0	0	0	0	0
Pct 7047 - VBM Reporting	744	199	26.75	4	6	154	1	4	0	0	1	14	0	1	0
Pct 7048 - Election Day Reporting	725	40	5.52	3	0	31	1	0	0	1	0	0	0	0	0
Pct 7048 - VBM Reporting	725	123	17.79	3	2	104	1	3	0	0	1	6	0	1	2
Pct 7049 - Election Day Reporting	724	37	5.11	0	1	28	0	0	0	2	0	3	0	1	0
Pct 7049 - VBM Reporting	724	156	21.55	5	8	106	0	6	2	3	1	5	0	0	0
Pct 7051 - Election Day Reporting	771	29	3.76	1	0	23	0	1	0	0	0	1	0	1	0
Pct 7051 - VBM Reporting	771	199	25.81	0	6	160	0	3	1	1	2	10	0	7	0
Pct 7052 - Election Day Reporting	749	47	6.28	2	1	37	0	1	0	0	4	0	0	0	0
Pct 7052 - VBM Reporting	749	156	20.83	1	10	115	0	1	1	1	5	4	0	0	1
Pct 7053 - Election Day Reporting	400	13	3.25	0	1	7	0	1	0	0	1	1	0	0	0
Pct 7053 - VBM Reporting	400	117	29.25	1	4	95	0	0	0	2	4	10	0	0	0
Pct 7054 - Election Day Reporting	770	39	5.06	4	0	31	0	0	0	0	0	1	0	0	0
Pct 7054 - VBM Reporting	770	119	15.45	1	0	100	0	0	0	0	1	2	0	4	1
Pct 7101 MB - Election Day Repo	118	2	1.69	0	0	2	0	0	0	0	0	0	0	0	0
Pct 7101 MB - VBM Reporting	118	28	23.73	0	0	27	0	0	0	0	0	0	0	0	0
Pct 7201 - Election Day Reporting	823	69	8.38	0	1	63	0	0	0	0	1	2	0	0	0
Pct 7201 - VBM Reporting	823	169	20.53	0	3	133	0	2	0	0	13	9	0	0	1
Pct 7202 - Election Day Reporting	773	76	9.83	2	0	64	0	1	0	0	6	0	0	1	0
Pct 7202 - VBM Reporting	773	178	23.03	0	7	128	0	8	0	1	15	12	0	0	0
Pct 7203 - Election Day Reporting	779	65	8.34	2	1	56	0	0	0	0	1	3	0	0	0
Pct 7203 - VBM Reporting	779	122	15.66	1	1	97	0	3	0	1	9	6	0	0	0
Pct 7204 - Election Day Reporting	806	64	7.94	0	0	52	0	2	0	0	4	1	0	0	1
Pct 7204 - VBM Reporting	806	206	25.56	1	2	169	0	3	0	2	13	5	0	0	1
Pct 7205 - Election Day Reporting	814	81	9.95	3	1	62	0	0	0	0	8	3	0	0	0
Pct 7205 - VBM Reporting	814	228	28.01	2	3	185	0	4	0	0	17	7	0	0	0
Pct 7206 - Election Day Reporting	338	33	9.76	2	0	25	0	0	1	0	2	1	0	0	0
Pct 7206 - VBM Reporting	338	51	15.09	1	0	44	0	2	0	0	1	0	0	0	0
Pct 7207 - Election Day Reporting	546	32	5.86	0	0	24	0	0	0	1	3	0	0	0	0
Pct 7207 - VBM Reporting	546	102	18.68	2	3	77	0	0	0	0	5	9	0	2	0
Pct 7208 - Election Day Reporting	525	33	6.29	0	1	28	0	0	1	0	0	1	0	1	0
Pct 7208 - VBM Reporting	525	133	25.33	1	0	103	2	11	0	0	3	6	0	1	0
Pct 7209 - Election Day Reporting	476	36	7.56	1	0	29	0	1	0	0	1	2	0	0	0
Pct 7209 - VBM Reporting	476	186	39.08	3	1	156	1	0	0	0	11	7	0	0	0
Pct 7301 - Election Day Reporting	838	63	7.52	3	0	49	0	0	0	1	4	0	0	1	0
Pct 7301 - VBM Reporting	838	178	21.24	0	7	131	1	8	2	1	2	13	0	1	1
Pct 7302 - Election Day Reporting	722	77	10.66	0	1	60	0	0	0	1	3	3	0	1	0
Pct 7302 - VBM Reporting	722	263	36.43	4	3	207	0	3	0	6	13	13	0	1	0
Pct 7303 - Election Day Reporting	839	86	10.25	1	0	70	1	0	0	0	6	1	0	0	0
Pct 7303 - VBM Reporting	839	165	20.14	4	1	137	1	3	0	0	4	10	0	0	1
Pct 7304 - Election Day Reporting	856	91	10.63	0	4	76	0	0	0	1	1	2	1	1	0
Pct 7304 - VBM Reporting	856	187	21.85	6	3	141	0	2	0	3	8	11	1	1	0
Pct 7305 - Election Day Reporting	782	96	12.53	1	2	76	0	0	0	1	10	4	0	0	1
Pct 7305 - VBM Reporting	782	199	25.45	4	2	165	0	3	0	1	10	7	0	1	0
Pct 7306 - Election Day Reporting	880	73	8.52	5	1	55	1	0	0	0	2	3	0	0	0
Pct 7306 - VBM Reporting	880	178	20.23	6	4	126	0	3	0	0	13	14	0	0	0
Pct 7307 - Election Day Reporting	673	65	9.66	2	0	57	0	1	0	0	0	2	0	0	0
Pct 7307 - VBM Reporting	673	151	22.44	5	2	127	0	3	1	0	6	2	1	1	0
Pct 7308 - Election Day Reporting	533	56	11.07	2	0	46	0	1	0	0	2	2	0	0	1
Pct 7308 - VBM Reporting	533	154	29.64	3	1	123	0	4	0	0	15	4	0	0	1
Pct 7309 - Election Day Reporting	738	70	9.49	1	0	55	0	2	1	0	6	0	0	0	2
Pct 7309 - VBM Reporting	738	99	13.41	0	1	86	0	1	0	0	3	3	0	0	0

**THE CITY AND COUNTY OF SAN FRANCISCO Statement of Vote  
PRIMARY ELECTION JUNE 2014**

NON-PARTISAN GOVERNOR																
	Registration	Ballots Cast	Turnout (%)	GOVERNOR	LUIS J. RODRIGUEZ	ALINA MARIE WINSTON	EDMUND G. "JERRY" BROWN	JANEL NYESHA BOYCKS	ANDREW BLOUNT	RAKESH KUMAR CHRISTIAN	GLENN CHAMP	NEEL KASHKARI	TIM DONNELLY	BO' BOGDAN AMBROZEWICZ	AKINYEMI AGBEDE	RICHARD WILLIAM AGUIRRE
Pct 7311 - Election Day Reporting	795	66	8.30		2	1	57	0	0	0	0	0	2	1	0	0
Pct 7311 - VBM Reporting	795	151	18.99		1	2	128	0	2	0	1	8	5	0	0	0
Pct 7312 - Election Day Reporting	809	74	9.15		0	0	60	0	0	0	0	4	5	0	0	0
Pct 7312 - VBM Reporting	809	242	29.91		2	3	194	0	3	1	1	13	14	0	0	1
Pct 7313 - Election Day Reporting	768	72	9.38		4	2	56	0	0	0	0	2	3	0	1	0
Pct 7313 - VBM Reporting	768	187	24.35		0	5	140	1	2	2	2	5	8	0	4	0
Pct 7314 - Election Day Reporting	614	43	7.00		1	0	32	1	0	0	0	1	1	0	0	0
Pct 7314 - VBM Reporting	614	142	23.13		2	1	110	0	4	0	2	1	2	0	2	3
Pct 7315 - Election Day Reporting	629	55	8.74		3	0	40	2	1	0	0	0	2	1	0	1
Pct 7315 - VBM Reporting	629	110	17.49		1	4	89	0	3	0	0	0	6	0	1	1
Pct 7316 - Election Day Reporting	721	54	7.49		1	0	45	0	0	0	0	0	1	0	1	0
Pct 7316 - VBM Reporting	721	160	22.19		6	2	129	0	1	0	0	1	5	0	2	2
Pct 7317 - Election Day Reporting	823	80	9.72		6	0	63	0	2	0	0	4	3	0	0	0
Pct 7317 - VBM Reporting	823	242	29.40		4	1	188	0	1	0	1	14	11	1	4	1
Pct 7318 - Election Day Reporting	653	61	9.34		3	2	42	0	0	0	1	6	2	0	0	0
Pct 7318 - VBM Reporting	653	162	24.81		3	1	131	1	1	1	0	4	6	1	0	0
Pct 7319 - Election Day Reporting	856	50	5.84		4	1	35	1	1	0	0	2	1	0	0	0
Pct 7319 - VBM Reporting	856	157	18.34		5	0	119	0	3	0	0	2	7	0	1	1
Pct 7321 - Election Day Reporting	580	46	7.93		1	1	34	0	2	0	0	1	2	0	0	0
Pct 7321 - VBM Reporting	580	131	22.59		2	2	93	1	4	1	0	3	11	0	1	1
Pct 7322 - Election Day Reporting	743	34	4.58		1	0	30	0	1	0	0	0	0	0	0	0
Pct 7322 - VBM Reporting	743	224	30.15		0	5	166	1	11	0	0	1	7	0	2	2
Pct 7323 - Election Day Reporting	664	71	10.69		2	2	56	0	0	0	0	3	3	0	0	0
Pct 7323 - VBM Reporting	664	121	18.22		4	2	98	0	7	0	0	4	4	0	0	0
Pct 7324 - Election Day Reporting	656	46	7.01		3	1	34	0	3	0	0	1	1	0	0	0
Pct 7324 - VBM Reporting	656	120	18.29		2	0	93	1	1	0	1	3	6	0	0	1
Pct 7325 - Election Day Reporting	774	68	8.91		5	0	54	0	1	0	0	4	0	0	0	0
Pct 7325 - VBM Reporting	774	134	17.31		1	0	106	0	0	0	0	3	7	0	0	0
Pct 7326 - Election Day Reporting	736	63	8.56		3	1	46	0	0	0	0	4	2	0	1	0
Pct 7326 - VBM Reporting	736	157	21.33		4	8	107	0	1	2	1	7	13	2	0	1
Pct 7327 - Election Day Reporting	546	33	6.04		1	4	21	0	0	0	0	0	0	0	0	0
Pct 7327 - VBM Reporting	546	156	28.57		2	5	119	5	4	0	0	3	3	0	0	0
Pct 7328 - Election Day Reporting	730	36	4.93		1	0	23	0	0	0	0	2	0	1	0	0
Pct 7328 - VBM Reporting	730	230	31.51		1	4	181	2	7	0	4	4	5	0	1	0
Pct 7329 - Election Day Reporting	418	31	7.42		0	0	25	0	0	0	0	5	0	0	0	0
Pct 7329 - VBM Reporting	418	125	29.90		1	1	97	1	3	0	0	12	4	0	0	0
Pct 7331 - Election Day Reporting	798	115	14.41		0	4	88	0	1	0	1	13	5	0	0	0
Pct 7331 - VBM Reporting	798	296	37.09		4	6	234	0	9	0	3	20	9	0	1	1
Pct 7332 - Election Day Reporting	710	64	9.01		1	0	52	0	0	1	0	3	1	0	0	0
Pct 7332 - VBM Reporting	710	117	16.48		4	4	86	1	1	0	3	7	5	0	1	1
Pct 7333 - Election Day Reporting	845	75	8.88		2	2	55	0	1	1	0	4	3	0	0	0
Pct 7333 - VBM Reporting	845	165	19.53		2	3	140	0	2	0	1	3	4	0	0	1
Pct 7334 - Election Day Reporting	797	68	8.53		5	0	58	0	0	0	0	4	0	0	0	0
Pct 7334 - VBM Reporting	797	150	18.82		4	1	116	0	2	0	2	3	7	0	0	0
Pct 7335 - Election Day Reporting	821	68	8.40		1	0	61	0	0	0	1	2	2	0	0	0
Pct 7335 - VBM Reporting	821	186	22.66		0	3	153	0	1	0	1	16	7	0	0	0
Pct 7336 - Election Day Reporting	818	68	8.31		2	0	54	0	0	0	0	5	1	0	0	1
Pct 7336 - VBM Reporting	818	201	24.57		1	3	149	0	1	0	1	22	15	0	1	0
Pct 7337 - Election Day Reporting	745	59	7.92		0	0	51	0	0	0	0	3	2	0	0	0
Pct 7337 - VBM Reporting	745	200	26.85		1	5	154	0	1	1	1	15	12	0	1	1
Pct 7338 - Election Day Reporting	797	40	5.02		1	1	26	1	0	0	0	5	1	0	1	0
Pct 7338 - VBM Reporting	797	255	31.99		3	5	197	2	0	0	0	8	12	0	1	0
Pct 7339 - Election Day Reporting	531	52	9.79		0	1	40	0	0	0	0	5	2	0	0	0
Pct 7339 - VBM Reporting	531	118	22.22		0	1	93	0	4	1	2	2	3	1	2	0
Pct 7341 - Election Day Reporting	721	64	8.88		3	1	47	0	0	0	0	1	4	0	1	0
Pct 7341 - VBM Reporting	721	136	19.14		4	2	118	0	3	0	0	2	3	0	0	0
Pct 7342 - Election Day Reporting	819	113	13.80		1	4	84	1	0	0	0	3	6	0	1	0

**THE CITY AND COUNTY OF SAN FRANCISCO Statement of Vote  
PRIMARY ELECTION JUNE 2014**

NON-PARTISAN GOVERNOR															
	Registration	Ballots Cast	Turnout (%)	GOVERNOR	ALMA MARIE WINSTON	EDMUND G. "JERRY" BROWN	JANEL HYESHA BUYCKS	ANDREW BLOUNT	RAKESH KUMAR CHRISTIAN	GLENN CHAMP	NEEL KASHKARI	TIM DONNELLY	BOB BOGDAN AMBROZEWICZ	AKINYEMI AGBEDE	RICHARD WILLIAM AGUIRRE
Pct 7342 - VBM Reporting	819	135	16.48	3	2	97	0	3	0	1	9	6	0	0	1
Pct 7343 - Election Day Reporting	588	66	11.56	3	1	54	0	1	0	0	2	4	0	0	0
Pct 7343 - VBM Reporting	588	83	14.12	4	2	65	0	0	0	0	2	2	0	2	0
Pct 7344 - Election Day Reporting	941	85	9.46	2	2	68	0	2	0	0	4	2	0	1	0
Pct 7344 - VBM Reporting	941	179	19.02	1	2	152	0	1	0	1	5	8	0	2	1
Pct 7345 - Election Day Reporting	847	61	7.20	6	0	48	0	1	0	2	2	0	0	0	0
Pct 7345 - VBM Reporting	847	127	14.99	0	0	113	0	1	0	0	7	3	0	1	0
Pct 7346 - Election Day Reporting	759	77	10.14	4	0	64	0	0	0	1	1	3	0	0	0
Pct 7346 - VBM Reporting	759	103	13.57	4	2	78	1	2	0	0	1	5	0	1	0
Pct 7347 - Election Day Reporting	830	60	7.23	3	0	48	0	0	0	0	1	2	0	0	0
Pct 7347 - VBM Reporting	830	128	15.54	4	6	108	0	2	0	0	3	0	0	0	0
Pct 7348 - Election Day Reporting	754	66	9.02	3	0	52	0	2	0	0	5	3	0	0	0
Pct 7348 - VBM Reporting	754	134	17.77	2	4	111	0	1	0	2	1	2	0	0	0
Pct 7349 - Election Day Reporting	773	76	9.83	5	1	54	0	3	0	0	3	1	1	0	0
Pct 7349 - VBM Reporting	773	156	20.18	4	0	118	1	2	0	0	10	10	0	0	0
Pct 7501 - Election Day Reporting	486	56	11.93	1	1	46	0	1	0	0	4	3	0	0	0
Pct 7501 - VBM Reporting	486	75	15.43	1	2	58	0	0	0	0	9	3	0	0	0
Pct 7502 - Election Day Reporting	661	46	6.96	0	1	40	0	0	0	0	0	2	1	0	0
Pct 7502 - VBM Reporting	661	127	19.21	1	1	100	0	3	0	3	4	6	0	1	0
Pct 7503 - Election Day Reporting	687	53	7.71	3	0	37	2	0	1	2	3	2	0	0	0
Pct 7503 - VBM Reporting	687	135	19.65	3	1	105	0	1	0	1	11	5	0	0	0
Pct 7504 - Election Day Reporting	425	32	7.53	0	3	26	0	0	0	1	1	0	0	0	0
Pct 7504 - VBM Reporting	425	101	23.76	1	3	75	0	3	0	1	7	2	0	0	0
Pct 7505 - Election Day Reporting	798	91	11.40	0	2	79	1	0	0	0	3	3	0	0	0
Pct 7505 - VBM Reporting	798	314	39.35	1	5	259	0	9	1	1	15	5	1	0	1
Pct 7506 - Election Day Reporting	736	42	5.71	1	1	36	1	0	0	0	1	1	0	0	0
Pct 7506 - VBM Reporting	736	127	17.26	1	2	103	0	2	0	2	3	2	0	4	1
Pct 7507 - Election Day Reporting	866	64	7.39	5	0	51	0	2	0	0	0	0	0	0	0
Pct 7507 - VBM Reporting	866	173	19.98	9	8	123	2	1	0	2	0	8	1	2	1
Pct 7508 - Election Day Reporting	656	76	11.59	4	0	59	0	0	0	0	2	6	0	0	0
Pct 7508 - VBM Reporting	656	220	33.54	4	3	173	0	3	0	1	5	19	0	2	0
Pct 7509/7511 - Election Day Rep	853	86	10.08	3	3	68	1	2	0	1	1	2	0	0	0
Pct 7509/7511 - VBM Reporting	853	207	24.27	4	6	170	0	4	0	0	7	3	0	0	0
Pct 7512 - Election Day Reporting	570	44	7.72	1	0	40	0	0	0	0	0	2	0	0	0
Pct 7512 - VBM Reporting	570	115	20.88	2	1	83	0	4	0	6	2	6	0	1	1
Pct 7513 - Election Day Reporting	699	72	10.30	1	3	57	0	0	1	0	1	2	0	0	2
Pct 7513 - VBM Reporting	699	100	14.31	2	1	83	0	1	0	0	1	0	0	0	0
Pct 7514 - Election Day Reporting	811	28	3.45	0	3	18	0	1	0	0	0	0	0	0	1
Pct 7514 - VBM Reporting	811	165	20.35	0	2	136	1	3	0	3	1	3	0	5	1
Pct 7515 - Election Day Reporting	774	68	8.79	5	0	58	0	1	0	0	0	4	0	0	0
Pct 7515 - VBM Reporting	774	174	22.48	7	1	132	0	4	1	3	2	6	4	1	1
Pct 7516 - Election Day Reporting	744	86	11.56	6	0	67	0	1	0	0	5	3	0	0	0
Pct 7516 - VBM Reporting	744	221	29.70	3	1	182	0	2	1	2	10	4	0	2	0
Pct 7517 - Election Day Reporting	822	86	10.46	2	0	76	0	1	0	0	2	1	0	0	0
Pct 7517 - VBM Reporting	822	123	14.96	5	0	108	0	1	0	0	1	2	0	1	0
Pct 7518 - Election Day Reporting	795	102	12.83	9	0	83	0	0	0	0	1	3	0	0	0
Pct 7518 - VBM Reporting	795	131	16.48	5	0	117	1	2	0	1	0	2	0	0	0
Pct 7519 - Election Day Reporting	693	60	8.66	7	1	46	0	0	0	0	3	1	0	0	0
Pct 7519 - VBM Reporting	693	91	13.13	11	0	73	0	0	0	1	1	2	0	0	0
Pct 7521 - Election Day Reporting	728	68	9.34	6	1	51	0	2	0	0	1	3	0	0	0
Pct 7521 - VBM Reporting	728	112	15.38	5	0	96	1	1	0	0	1	1	0	1	0
Pct 7522 - Election Day Reporting	771	69	8.95	10	0	55	0	0	0	0	0	1	0	1	0
Pct 7522 - VBM Reporting	771	103	13.36	4	0	91	0	0	0	0	0	0	0	0	0
Pct 7523 - Election Day Reporting	696	93	13.36	8	0	75	1	0	0	0	2	4	0	0	0
Pct 7523 - VBM Reporting	696	95	13.65	10	0	75	0	0	0	0	0	0	0	2	0
Pct 7524 - Election Day Reporting	580	57	9.83	2	0	47	0	0	0	1	1	2	0	0	0
Pct 7524 - VBM Reporting	580	80	13.79	0	0	71	0	0	0	1	2	2	0	0	0

**THE CITY AND COUNTY OF SAN FRANCISCO Statement of Vote  
PRIMARY ELECTION JUNE 2014**

NON-PARTISAN GOVERNOR															
	Registration	Ballots Cast	Turnout (%)	GOVERNOR LUIS J. RODRIGUEZ	ALMA MARIE WINSTON	EDMUND G. "JERRY" BROWN	JANEL HYESHA BUYCKS	ANDREW BLOUNT	RAKESH KUMAR CHRISTIAN	GLENN CHAMP	NEEL KASHKARI	TIM DONNELLY	BO' BOGDAN AMBROZEWICZ	AKINTEM AGBEDE	RICHARD WILLIAM AGUIRRE
Pct 7525 - Election Day Reporting	780	59	7.56	6	0	49	0	1	0	0	0	0	1	0	0
Pct 7525 - VBM Reporting	780	120	15.38	11	0	100	2	0	0	0	1	0	0	0	0
Pct 7526 - Election Day Reporting	789	69	8.75	7	0	53	1	0	0	0	0	2	1	0	0
Pct 7526 - VBM Reporting	789	135	17.11	1	0	124	0	0	0	0	0	1	0	1	0
Pct 7527/7528 - Election Day Rep	679	80	11.78	3	6	61	0	1	0	1	3	1	0	1	0
Pct 7527/7528 - VBM Reporting	679	131	19.29	5	1	97	0	2	0	5	2	8	0	2	0
Pct 7529 - Election Day Reporting	812	84	10.34	9	0	66	0	1	0	0	1	0	0	0	0
Pct 7529 - VBM Reporting	812	115	14.16	5	0	103	0	0	0	0	0	1	0	1	0
Pct 7531 - Election Day Reporting	805	66	8.20	9	0	51	0	0	0	0	1	2	0	0	0
Pct 7531 - VBM Reporting	805	91	11.30	5	1	77	0	1	0	0	1	0	0	1	0
Pct 7532 - Election Day Reporting	639	65	10.17	4	2	46	0	0	0	0	2	1	1	0	0
Pct 7532 - VBM Reporting	639	96	15.34	3	4	67	1	2	0	0	4	3	0	0	0
Pct 7533 - Election Day Reporting	810	104	12.84	8	0	78	0	0	0	1	2	4	0	0	1
Pct 7533 - VBM Reporting	810	97	11.98	7	1	74	0	1	2	0	2	2	0	1	0
Pct 7534 - Election Day Reporting	762	86	11.29	8	1	65	0	0	0	0	2	2	0	2	0
Pct 7534 - VBM Reporting	762	90	11.81	5	1	75	0	1	0	0	0	2	0	0	0
Pct 7535 - Election Day Reporting	671	102	15.20	7	0	87	0	0	0	0	0	1	0	1	0
Pct 7535 - VBM Reporting	671	90	13.41	4	0	75	0	2	0	1	0	1	0	3	0
Pct 7536 - Election Day Reporting	749	91	12.15	6	0	75	0	0	0	0	2	0	0	0	0
Pct 7536 - VBM Reporting	749	136	18.16	7	0	123	0	0	0	0	0	2	0	0	0
Pct 7537 - Election Day Reporting	666	76	11.41	12	0	57	0	0	0	0	0	3	0	0	1
Pct 7537 - VBM Reporting	666	106	16.22	4	1	97	0	0	0	0	1	0	0	0	0
Pct 7538 - Election Day Reporting	728	96	13.19	6	0	77	0	0	0	0	3	1	0	0	0
Pct 7538 - VBM Reporting	728	115	15.80	7	0	103	0	0	0	0	1	0	0	0	0
Pct 7539 - Election Day Reporting	868	120	13.82	12	0	93	1	0	0	0	4	1	0	2	0
Pct 7539 - VBM Reporting	868	116	13.59	10	2	98	0	0	1	0	2	0	0	0	0
Pct 7541 - Election Day Reporting	732	79	10.79	7	2	62	0	0	0	0	2	1	0	0	1
Pct 7541 - VBM Reporting	732	119	16.26	1	1	106	0	1	0	1	2	0	0	1	0
Pct 7542 - Election Day Reporting	780	83	10.64	9	1	64	0	0	0	1	0	0	0	0	0
Pct 7542 - VBM Reporting	780	116	15.13	5	1	103	0	0	0	0	1	1	0	0	0
Pct 7543 - Election Day Reporting	845	69	8.17	3	1	59	1	0	0	1	0	1	0	0	0
Pct 7543 - VBM Reporting	845	175	20.71	7	1	155	1	2	0	2	0	1	0	1	0
Pct 7544 - Election Day Reporting	801	85	10.61	4	1	75	0	0	0	0	2	0	0	0	0
Pct 7544 - VBM Reporting	801	136	17.23	4	1	120	0	0	0	1	2	1	0	0	0
Pct 7545 - Election Day Reporting	779	82	10.53	5	0	73	0	0	0	0	0	0	0	0	0
Pct 7545 - VBM Reporting	779	143	18.36	2	3	122	0	2	0	0	6	1	2	0	0
Pct 7546 - Election Day Reporting	836	99	11.84	6	1	83	0	0	0	0	2	1	0	0	0
Pct 7546 - VBM Reporting	836	141	16.87	12	0	113	1	1	0	0	2	4	0	0	0
Pct 7547 - Election Day Reporting	885	83	9.38	10	0	64	0	0	0	0	1	2	0	0	0
Pct 7547 - VBM Reporting	885	123	13.90	10	0	100	0	0	0	0	0	1	0	0	1
Pct 7548 - Election Day Reporting	919	72	7.83	5	1	59	1	1	0	1	1	1	0	0	1
Pct 7548 - VBM Reporting	919	168	18.28	5	0	151	0	0	0	0	3	3	0	0	0
Pct 7549 - Election Day Reporting	734	80	10.90	5	0	65	0	0	0	1	3	0	0	1	0
Pct 7549 - VBM Reporting	734	131	17.85	2	4	115	0	0	0	0	1	2	0	2	0
Pct 7551 - Election Day Reporting	629	91	14.47	1	0	75	0	0	0	0	3	0	0	1	0
Pct 7551 - VBM Reporting	629	99	15.74	5	0	83	0	0	0	0	5	1	0	0	0
Pct 7552 - Election Day Reporting	659	86	13.35	5	0	78	0	0	0	0	0	2	0	0	0
Pct 7552 - VBM Reporting	659	120	18.21	5	0	99	0	1	0	0	7	2	0	1	0
Pct 7553 MB - Election Day Repo	154	3	1.95	0	0	2	0	0	0	0	0	0	0	0	0
Pct 7553 MB - VBM Reporting	154	54	35.06	2	1	47	0	2	0	0	1	0	0	0	0
Pct 7554 - Election Day Reporting	753	85	11.29	2	0	70	0	0	1	1	7	2	0	0	0
Pct 7554 - VBM Reporting	753	167	22.18	2	0	149	0	1	0	0	5	2	0	2	0
Pct 7555 - Election Day Reporting	834	113	13.55	4	0	99	0	0	0	0	4	1	0	0	0
Pct 7555 - VBM Reporting	834	173	20.74	4	0	152	1	1	0	0	4	3	0	1	1
Pct 7556/7557 - Election Day Rep	919	113	12.30	10	0	91	0	2	0	1	2	3	0	0	0
Pct 7556/7557 - VBM Reporting	919	207	22.52	10	2	173	0	0	0	1	6	4	0	0	0
Pct 7601 - Election Day Reporting	803	54	6.72	7	0	38	1	2	0	0	1	2	0	0	0

**THE CITY AND COUNTY OF SAN FRANCISCO Statement of Vote  
PRIMARY ELECTION JUNE 2014**

NON-PARTISAN GOVERNOR															
	Registration	Ballots Cast	Turnout (%)	GOVERNOR LUIS J. RODRIGUEZ	ALMA MARIE WINSTON	EDMUND G. "JERRY" BROWN	JANEL HYESHIA BUYCKS	ANDREW BLOUNT	RAKESH KUMAR CHRISTIAN	GLENN CHAMP	NEEL KASHKARI	TIM DONNELLY	BO' BOGDAN AMBROZEWICZ	AKINTEM AGBEDE	RICHARD WILLIAM AGUIRRE
Pct 7601 - VBM Reporting	803	100	12.45	3	1	78	0	1	1	2	0	3	0	0	0
Pct 7602 - Election Day Reporting	794	60	7.56	8	2	40	0	2	0	2	0	1	0	0	0
Pct 7602 - VBM Reporting	794	115	14.48	8	0	92	1	0	0	0	0	5	1	0	0
Pct 7603 - Election Day Reporting	713	70	9.82	9	1	49	0	1	0	0	1	3	0	1	0
Pct 7603 - VBM Reporting	713	112	15.71	6	2	98	0	1	0	1	0	1	0	1	0
Pct 7604 - Election Day Reporting	715	68	9.51	2	1	49	1	1	1	1	4	2	0	1	0
Pct 7604 - VBM Reporting	715	117	16.36	5	2	90	1	1	0	2	3	4	0	1	0
Pct 7605 - Election Day Reporting	696	54	7.76	2	3	40	0	0	0	0	0	0	0	1	0
Pct 7605 - VBM Reporting	696	128	18.39	4	1	93	1	2	1	0	2	3	0	0	1
Pct 7606 - Election Day Reporting	770	57	7.40	2	3	42	0	0	0	2	2	1	0	0	1
Pct 7606 - VBM Reporting	770	109	14.16	7	5	73	0	3	0	1	1	4	0	3	0
Pct 7607 - Election Day Reporting	836	57	6.82	4	1	44	0	1	0	1	2	1	0	0	0
Pct 7607 - VBM Reporting	836	145	17.34	4	4	112	0	4	0	0	2	2	1	2	0
Pct 7608 - Election Day Reporting	435	37	8.51	2	1	29	0	0	0	1	1	0	0	0	0
Pct 7608 - VBM Reporting	435	83	19.08	3	0	64	0	4	0	0	0	3	0	0	0
Pct 7609 - Election Day Reporting	839	57	6.79	3	0	49	0	0	0	0	3	0	0	0	0
Pct 7609 - VBM Reporting	839	209	24.91	0	3	172	0	4	0	2	0	8	1	1	0
Pct 7611 - Election Day Reporting	805	62	7.70	3	2	39	1	1	0	1	1	2	0	0	0
Pct 7611 - VBM Reporting	805	146	18.14	2	3	107	2	3	0	0	2	4	0	2	0
Pct 7612 - Election Day Reporting	598	50	8.36	1	2	31	1	1	1	0	0	6	0	0	0
Pct 7612 - VBM Reporting	598	140	23.41	1	5	104	0	5	0	1	2	5	1	2	1
Pct 7613 - Election Day Reporting	837	90	10.75	9	0	65	1	0	0	0	2	3	0	0	0
Pct 7613 - VBM Reporting	837	151	18.04	6	3	113	1	5	0	1	2	4	0	0	0
Pct 7614 - Election Day Reporting	895	50	5.59	9	1	34	0	0	0	1	2	0	0	1	0
Pct 7614 - VBM Reporting	895	144	16.09	5	1	104	0	0	0	0	4	8	1	1	3
Pct 7615 - Election Day Reporting	875	49	5.60	2	5	29	0	0	0	1	2	2	0	0	1
Pct 7615 - VBM Reporting	875	139	15.89	1	7	93	1	13	1	0	4	2	2	2	1
Pct 7616 - Election Day Reporting	461	35	7.59	2	1	29	0	0	0	0	1	2	0	0	0
Pct 7616 - VBM Reporting	461	85	19.31	3	3	68	0	1	0	2	4	0	1	0	0
Pct 7617 - Election Day Reporting	720	55	7.64	2	1	39	0	0	0	1	1	1	0	2	0
Pct 7617 - VBM Reporting	720	150	20.83	6	4	110	0	2	0	2	0	6	0	3	0
Pct 7618 - Election Day Reporting	789	64	8.11	9	0	48	0	0	0	1	0	0	0	0	0
Pct 7618 - VBM Reporting	789	173	21.93	4	2	149	2	3	0	0	1	4	0	0	0
Pct 7619 - Election Day Reporting	983	68	6.92	11	0	48	1	0	0	0	1	1	0	0	0
Pct 7619 - VBM Reporting	983	186	18.92	7	4	147	0	4	1	0	3	9	0	0	0
Pct 7621 - Election Day Reporting	864	53	6.13	4	0	40	0	1	0	0	3	0	0	1	0
Pct 7621 - VBM Reporting	864	160	18.52	6	3	133	0	2	0	1	1	9	0	0	1
Pct 7622 - Election Day Reporting	881	46	5.22	5	2	32	0	0	0	0	0	1	0	0	0
Pct 7622 - VBM Reporting	881	133	15.10	1	2	108	1	3	1	0	2	2	3	0	0
Pct 7623 - Election Day Reporting	766	25	3.26	4	1	19	0	0	0	0	0	0	0	0	0
Pct 7623 - VBM Reporting	766	116	15.14	4	0	94	1	1	0	1	0	6	0	1	0
Pct 7624 - Election Day Reporting	890	69	7.75	3	1	51	0	0	0	0	1	2	0	0	1
Pct 7624 - VBM Reporting	890	131	14.72	4	2	104	0	0	2	0	2	2	0	2	0
Pct 7625 - Election Day Reporting	842	67	7.96	3	5	53	0	3	0	0	1	0	0	0	0
Pct 7625 - VBM Reporting	842	346	41.09	2	7	254	6	13	0	3	7	14	0	4	1
Pct 7626 - Election Day Reporting	898	56	6.24	2	2	47	0	0	0	0	2	2	0	0	0
Pct 7626 - VBM Reporting	898	183	20.38	5	3	151	0	1	0	2	12	4	0	0	0
Pct 7627 - Election Day Reporting	944	48	5.08	3	1	37	0	0	0	0	2	2	0	1	0
Pct 7627 - VBM Reporting	944	189	20.02	1	2	143	1	7	2	3	12	8	0	0	0
Pct 7628 - Election Day Reporting	864	68	7.87	2	0	56	0	0	0	0	1	1	0	0	0
Pct 7628 - VBM Reporting	864	141	16.32	9	2	107	0	0	0	1	1	0	0	0	0
Pct 7629 - Election Day Reporting	711	33	4.64	3	0	24	0	0	0	0	0	0	1	1	0
Pct 7629 - VBM Reporting	711	110	15.47	3	2	89	0	2	0	0	4	0	1	1	0
Pct 7631 - Election Day Reporting	761	46	6.04	2	0	32	0	3	0	1	4	1	0	0	0
Pct 7631 - VBM Reporting	761	156	20.50	4	0	135	0	1	1	0	4	4	0	0	0
Pct 7632 - Election Day Reporting	646	33	5.11	1	0	27	0	0	0	0	2	0	0	1	0
Pct 7632 - VBM Reporting	646	117	18.11	8	1	89	0	0	0	2	5	0	0	2	1



**THE CITY AND COUNTY OF SAN FRANCISCO Statement of Vote  
PRIMARY ELECTION JUNE 2014**

NON-PARTISAN GOVERNOR																
	Registration	Ballots Cast	Turnout (%)	GOVERNOR	LUIS J. RODRIGUEZ	ALMA MARIE WINSTON	EDMUND G. "JERRY" BROWN	JANEL HYESHIA BUYCKS	ANDREW BLOUNT	RAKESH KUMAR CHRISTIAN	GLENN CHAMP	NEEL KASHKARI	TIM DONNELLY	BO' BOGDAN AMBROZEWICZ	AKINYEM AGBEDE	RICHARD WILLIAM AGUIRRE
Pct 7633 - Election Day Reporting	627	44	7.02	2	2	33	0	0	0	0	0	1	3	0	0	0
Pct 7633 - VBM Reporting	627	189	30.14	0	6	157	3	5	0	0	0	1	8	0	1	0
Pct 7634 - Election Day Reporting	854	56	6.56	0	0	45	0	1	0	0	0	1	1	0	0	1
Pct 7634 - VBM Reporting	854	209	24.47	3	5	158	0	5	0	0	0	10	6	0	1	0
Pct 7635 - Election Day Reporting	689	26	3.77	2	0	21	0	0	0	0	0	0	1	0	0	0
Pct 7635 - VBM Reporting	689	118	17.13	5	2	95	2	2	2	2	2	0	0	0	1	0
Pct 7636 - Election Day Reporting	858	56	6.53	2	0	44	0	0	0	0	0	1	1	0	0	0
Pct 7636 - VBM Reporting	858	126	14.69	2	0	101	0	6	1	0	0	9	5	1	0	0
Pct 7637 - Election Day Reporting	915	49	5.36	3	0	37	0	1	0	0	0	4	1	0	0	0
Pct 7637 - VBM Reporting	915	202	22.08	3	6	157	1	6	0	1	0	9	11	0	3	0
Pct 7638 - Election Day Reporting	879	43	5.12	0	1	34	0	1	0	0	0	6	0	0	1	0
Pct 7638 - VBM Reporting	879	248	28.21	3	2	188	1	8	0	4	17	14	0	0	0	1
Pct 7639 - Election Day Reporting	821	52	6.33	0	0	43	0	2	0	1	3	2	0	0	0	0
Pct 7639 - VBM Reporting	821	172	20.95	2	3	140	0	1	0	0	0	11	4	3	1	0
Pct 7641 - Election Day Reporting	847	62	7.32	5	0	52	0	1	0	0	0	2	0	0	0	0
Pct 7641 - VBM Reporting	847	211	24.91	2	2	165	0	5	0	0	10	12	0	0	1	1
Pct 7642 - Election Day Reporting	863	49	5.68	1	2	37	0	1	0	0	0	5	1	0	0	0
Pct 7642 - VBM Reporting	863	352	40.79	5	0	312	0	4	0	2	4	11	2	2	0	0
Pct 7643 - Election Day Reporting	777	44	5.66	2	0	34	0	2	0	0	0	0	1	1	1	0
Pct 7643 - VBM Reporting	777	206	26.51	3	3	161	0	4	0	2	7	12	0	1	1	1
Pct 7644 - Election Day Reporting	864	45	5.21	3	0	33	0	1	0	0	0	4	3	0	0	0
Pct 7644 - VBM Reporting	864	133	15.39	0	6	105	0	5	2	0	0	4	2	0	1	1
Pct 7645 - Election Day Reporting	577	34	5.89	1	0	22	0	1	0	0	0	2	4	0	0	0
Pct 7645 - VBM Reporting	577	163	28.25	0	2	139	0	0	0	1	6	11	0	0	0	0
Pct 7646 - Election Day Reporting	880	47	5.34	1	0	42	0	0	0	0	0	2	1	0	0	0
Pct 7646 - VBM Reporting	880	174	19.77	1	1	149	0	0	0	0	0	4	11	0	0	0
Pct 7647 - Election Day Reporting	835	40	4.79	3	0	29	1	0	0	0	0	1	0	0	0	0
Pct 7647 - VBM Reporting	835	89	10.66	3	1	68	0	0	0	0	0	8	0	1	1	1
Pct 7648 MB - Election Day Repo	85	1	1.18	0	0	1	0	0	0	0	0	0	0	0	0	0
Pct 7648 MB - VBM Reporting	85	20	23.53	1	0	14	0	1	0	0	0	2	1	0	0	0
Pct 7701 - Election Day Reporting	881	99	11.24	3	2	78	0	5	0	2	4	0	0	0	0	0
Pct 7701 - VBM Reporting	881	205	23.27	8	1	164	0	1	0	1	5	12	0	2	1	1
Pct 7702 - Election Day Reporting	678	69	10.18	1	1	57	0	0	1	0	0	5	3	0	0	0
Pct 7702 - VBM Reporting	678	196	28.91	6	1	150	0	5	0	2	17	8	0	0	0	0
Pct 7703 MB - Election Day Repo	146	1	0.68	0	0	1	0	0	0	0	0	0	0	0	0	0
Pct 7703 MB - VBM Reporting	146	36	26.03	2	2	31	0	0	0	0	0	1	1	0	0	0
Pct 7704 - Election Day Reporting	887	87	9.81	3	2	71	0	1	0	0	0	2	6	1	0	0
Pct 7704 - VBM Reporting	887	277	31.23	7	2	216	0	3	0	3	13	17	0	1	0	0
Pct 7705 - Election Day Reporting	509	70	13.75	2	1	58	1	0	0	0	0	5	2	0	0	0
Pct 7705 - VBM Reporting	509	144	28.29	2	1	112	0	2	1	1	10	10	0	0	0	0
Pct 7706 - Election Day Reporting	785	114	14.52	0	2	95	0	2	0	2	7	6	0	0	0	0
Pct 7706 - VBM Reporting	785	206	26.24	3	4	170	0	0	0	0	16	6	0	0	0	0
Pct 7707 - Election Day Reporting	779	111	14.25	0	1	98	0	2	0	0	5	3	0	0	0	1
Pct 7707 - VBM Reporting	779	229	29.40	0	4	199	0	1	0	2	9	9	0	0	0	0
Pct 7708 - Election Day Reporting	819	92	11.23	4	0	78	0	1	0	0	3	2	0	0	0	0
Pct 7708 - VBM Reporting	819	235	28.69	6	2	192	1	8	0	0	9	5	0	0	0	1
Pct 7709 - Election Day Reporting	325	46	14.77	2	0	42	0	0	0	0	1	2	0	0	0	0
Pct 7709 - VBM Reporting	325	90	27.69	2	0	75	0	0	0	0	5	0	0	0	2	1
Pct 7711 - Election Day Reporting	713	94	13.18	5	0	85	0	0	1	1	1	0	0	0	0	0
Pct 7711 - VBM Reporting	713	188	26.37	9	3	146	0	5	0	2	5	3	0	0	0	2
Pct 7712 - Election Day Reporting	490	56	13.47	5	0	48	1	0	0	2	0	1	0	1	0	0
Pct 7712 - VBM Reporting	490	120	24.49	3	4	98	0	0	0	0	5	5	0	1	0	0
Pct 7801 - Election Day Reporting	904	118	13.05	7	0	98	0	1	0	0	4	2	0	1	0	0
Pct 7801 - VBM Reporting	904	230	25.44	4	0	190	1	3	1	1	11	6	0	0	0	2
Pct 7802 - Election Day Reporting	713	100	14.03	5	0	84	0	0	0	0	3	1	0	0	0	0
Pct 7802 - VBM Reporting	713	174	24.40	0	2	155	0	2	1	1	2	7	0	0	0	2
Pct 7803 - Election Day Reporting	774	77	9.95	0	1	68	0	0	0	0	0	3	1	0	0	1

**THE CITY AND COUNTY OF SAN FRANCISCO Statement of Vote  
PRIMARY ELECTION JUNE 2014**

NON-PARTISAN GOVERNOR															
	Registration	Ballots Cast	Turnout (%)	GOVERNOR LUIS J. RODRIGUEZ	ALMA MARIE WINSTON	EDMUND G. "JERRY" BROWN	JANEL HYESHIA BUYCKS	ANDREW BLOUNT	RAKESH KUMAR CHRISTIAN	GLENN CHAMP	NEEL KASHKARI	TIM DONNELLY	BO' BOGDAN AMBROZEWICZ	AKINYEMI AGBEDE	RICHARD WILLIAM AGUIRRE
Pct 7803 - VBM Reporting	774	261	33.72	7	0	230	0	0	1	2	6	5	0	0	0
Pct 7804 - Election Day Reporting	833	114	13.69	8	0	94	0	3	0	1	2	2	0	0	0
Pct 7804 - VBM Reporting	833	220	26.41	6	0	193	0	1	1	2	5	5	0	1	0
Pct 7805 - Election Day Reporting	803	94	11.71	4	0	82	0	0	0	0	3	1	0	0	0
Pct 7805 - VBM Reporting	803	182	22.67	4	1	155	0	1	0	0	7	3	1	0	0
Pct 7806 - Election Day Reporting	677	81	11.96	2	0	73	0	0	0	1	0	0	0	0	0
Pct 7806 - VBM Reporting	677	126	18.61	6	0	110	0	0	0	1	1	4	0	0	0
Pct 7807 - Election Day Reporting	672	103	15.33	10	0	87	0	1	0	0	0	1	0	0	0
Pct 7807 - VBM Reporting	672	106	15.77	6	1	91	0	0	0	0	3	1	0	0	0
Pct 7808 - Election Day Reporting	644	92	14.29	7	0	76	0	0	0	0	0	2	0	0	0
Pct 7808 - VBM Reporting	644	125	19.41	5	0	109	1	0	0	2	0	0	0	0	0
Pct 7809 - Election Day Reporting	809	104	12.86	6	1	86	0	0	1	0	0	0	1	0	0
Pct 7809 - VBM Reporting	809	163	20.15	5	4	132	1	0	0	1	3	3	1	0	0
Pct 7811 - Election Day Reporting	692	85	12.28	9	1	69	0	0	0	0	2	0	0	1	0
Pct 7811 - VBM Reporting	692	126	18.21	7	1	110	0	1	0	1	0	2	0	0	0
Pct 7812 - Election Day Reporting	798	106	13.28	4	2	81	1	1	0	3	1	7	0	0	0
Pct 7812 - VBM Reporting	798	163	20.43	6	1	138	0	4	1	0	1	3	0	0	1
Pct 7813 - Election Day Reporting	880	116	13.41	3	1	105	0	0	0	1	0	0	0	1	0
Pct 7813 - VBM Reporting	880	195	22.16	7	0	166	0	0	0	1	5	6	1	0	0
Pct 7814 - Election Day Reporting	792	73	9.22	12	1	48	1	0	0	0	0	1	1	0	0
Pct 7814 - VBM Reporting	792	103	13.01	8	0	78	0	1	0	0	0	5	0	3	0
Pct 7815 - Election Day Reporting	847	102	12.04	3	0	87	0	1	0	0	4	1	0	0	0
Pct 7815 - VBM Reporting	847	226	26.68	7	0	208	0	0	1	2	2	2	0	0	0
Pct 7816 - Election Day Reporting	832	95	11.42	5	0	85	0	0	0	0	1	1	0	0	0
Pct 7816 - VBM Reporting	832	250	30.05	4	0	238	0	0	0	0	1	2	0	0	0
Pct 7817 - Election Day Reporting	755	129	17.09	13	1	101	0	0	0	0	4	1	1	1	0
Pct 7817 - VBM Reporting	755	176	23.31	3	0	159	0	1	0	0	4	0	2	1	0
Pct 7818 - Election Day Reporting	809	106	13.35	12	1	86	0	0	0	0	2	1	0	0	0
Pct 7818 - VBM Reporting	809	175	21.63	3	2	160	0	0	1	0	3	0	0	0	0
Pct 7819 - Election Day Reporting	758	113	14.91	11	1	92	0	2	0	1	1	1	0	0	0
Pct 7819 - VBM Reporting	758	154	20.32	10	0	129	0	1	0	0	4	0	0	1	0
Pct 7821 - Election Day Reporting	891	124	13.92	4	1	113	0	0	0	0	0	1	0	0	0
Pct 7821 - VBM Reporting	891	248	27.83	13	2	210	1	1	0	3	4	7	1	0	0
Pct 7822 - Election Day Reporting	863	127	14.72	7	1	106	0	0	0	0	2	3	0	0	0
Pct 7822 - VBM Reporting	863	159	18.42	6	0	141	0	0	0	1	5	0	0	1	0
Pct 7823 - Election Day Reporting	816	122	14.95	5	1	110	0	0	0	0	4	0	0	0	0
Pct 7823 - VBM Reporting	816	186	23.04	1	0	170	0	1	0	4	4	3	0	0	0
Pct 7824 - Election Day Reporting	763	101	13.24	7	0	79	0	0	2	1	3	3	0	0	0
Pct 7824 - VBM Reporting	763	166	21.76	4	0	146	0	0	1	0	2	5	1	0	1
Pct 7825 - Election Day Reporting	535	76	14.21	5	0	63	0	0	0	0	2	1	0	0	0
Pct 7825 - VBM Reporting	535	101	18.88	4	1	86	0	1	0	0	3	1	0	0	0
Pct 7826 - Election Day Reporting	642	103	16.04	8	0	84	0	0	0	0	0	0	0	0	0
Pct 7826 - VBM Reporting	642	98	15.26	3	1	89	0	0	0	0	1	0	0	0	0
Pct 7827 - Election Day Reporting	837	106	12.90	19	2	77	1	0	0	0	1	2	0	0	0
Pct 7827 - VBM Reporting	837	137	16.37	14	0	104	0	1	0	0	5	7	0	2	0
Pct 7828 - Election Day Reporting	900	96	10.67	3	0	80	0	3	0	0	6	3	0	0	0
Pct 7828 - VBM Reporting	900	235	26.11	5	1	203	1	6	0	0	6	7	0	0	0
Pct 7829 - Election Day Reporting	810	115	14.20	4	1	103	0	0	0	0	2	1	0	0	0
Pct 7829 - VBM Reporting	810	234	28.89	6	1	206	0	0	2	1	3	9	0	0	0
Pct 7831 - Election Day Reporting	851	116	13.63	5	1	102	0	0	0	0	2	1	0	0	0
Pct 7831 - VBM Reporting	851	194	22.80	6	0	172	0	3	0	0	2	2	2	0	0
Pct 7832 - Election Day Reporting	759	94	12.38	2	0	84	0	0	0	0	1	2	0	0	0
Pct 7832 - VBM Reporting	759	211	27.80	6	1	185	0	3	0	0	3	6	0	0	0
Pct 7833 - Election Day Reporting	742	78	10.51	4	0	64	2	2	1	0	1	1	0	0	0
Pct 7833 - VBM Reporting	742	146	19.95	6	0	127	0	0	1	0	3	2	0	0	0
Pct 7834 - Election Day Reporting	823	105	12.76	19	1	75	0	0	0	1	0	0	1	0	0
Pct 7834 - VBM Reporting	823	130	15.80	6	1	116	0	1	0	1	1	0	0	0	0

**THE CITY AND COUNTY OF SAN FRANCISCO Statement of Vote  
PRIMARY ELECTION JUNE 2014**

NON-PARTISAN GOVERNOR																
	Registration	Ballots Cast	Turnout (%)	GOVERNOR	LUIS J. RODRIGUEZ	ALMA MARIE WINSTON	EDMUND G. "JERRY" BROWN	JANEL HYESHIA BUYCKS	ANDREW BLOUNT	RAKESH KUMAR CHRISTIAN	GLENN CHAMP	NEEL KASHKARI	TIM DONNELLY	BO* BOGDAN AMBROZEWICZ	AKINYEMI AGBEDE	RICHARD WILLIAM AGUIRRE
Pct 7835 - Election Day Reporting	765	69	9.02		4	0	61	0	0	0	0	2	1	0	0	0
Pct 7835 - VBM Reporting	765	193	25.23		6	0	167	0	1	0	1	7	2	0	1	0
Pct 7836 - Election Day Reporting	880	106	12.05		5	2	87	0	0	2	1	2	4	0	0	0
Pct 7836 - VBM Reporting	880	230	26.14		1	1	205	0	0	0	0	7	6	0	2	1
Pct 7837 - Election Day Reporting	853	125	14.65		3	0	112	0	0	0	0	4	2	0	0	0
Pct 7837 - VBM Reporting	853	207	24.27		4	1	184	0	0	1	0	8	5	0	0	0
Pct 7838 - Election Day Reporting	846	108	12.88		2	1	94	0	0	0	1	3	2	0	0	0
Pct 7838 - VBM Reporting	846	238	28.13		6	1	212	0	0	0	0	6	4	2	0	0
Pct 7839 - Election Day Reporting	805	98	12.17		1	2	76	0	1	0	0	3	3	0	0	0
Pct 7839 - VBM Reporting	805	232	28.82		5	1	195	0	3	0	0	12	8	0	0	1
Pct 7841 - Election Day Reporting	874	124	14.19		5	0	112	0	0	0	1	2	2	0	0	0
Pct 7841 - VBM Reporting	874	175	20.02		3	3	148	0	1	0	2	1	4	0	0	0
Pct 7842 - Election Day Reporting	832	111	13.34		16	0	85	0	1	1	0	2	2	1	0	0
Pct 7842 - VBM Reporting	832	148	17.79		7	2	116	0	3	0	1	2	7	0	1	0
Pct 7843 - Election Day Reporting	740	96	12.97		6	0	78	0	1	1	0	1	3	0	0	0
Pct 7843 - VBM Reporting	740	131	17.70		8	1	106	4	2	0	0	1	2	0	0	2
Pct 7844 - Election Day Reporting	680	72	10.59		8	0	59	0	0	0	0	1	1	0	0	0
Pct 7844 - VBM Reporting	680	121	17.79		6	0	97	0	0	1	0	2	6	0	1	0
Pct 7845 - Election Day Reporting	839	102	12.16		6	1	89	0	0	0	0	3	1	0	0	0
Pct 7845 - VBM Reporting	839	176	20.98		6	1	157	0	2	0	2	0	3	0	0	0
Pct 7846 - Election Day Reporting	863	108	12.51		5	1	89	1	1	0	0	3	2	0	0	1
Pct 7846 - VBM Reporting	863	206	23.87		4	0	176	1	0	0	2	7	7	1	0	3
Pct 7847 - Election Day Reporting	845	107	12.66		3	0	95	0	0	0	1	3	4	0	0	0
Pct 7847 - VBM Reporting	845	193	23.55		11	1	168	0	1	0	0	7	8	0	0	0
Pct 7848 - Election Day Reporting	861	116	13.47		7	0	100	0	2	0	0	0	1	0	0	0
Pct 7848 - VBM Reporting	861	197	22.88		9	0	173	0	1	0	0	7	3	0	0	0
Pct 7849 - Election Day Reporting	885	128	14.46		7	1	110	0	0	0	0	0	3	1	0	0
Pct 7849 - VBM Reporting	885	166	18.76		12	0	138	0	1	0	1	3	3	0	0	0
Pct 7851 - Election Day Reporting	492	64	13.01		0	1	52	0	0	0	0	3	7	0	0	0
Pct 7851 - VBM Reporting	492	154	31.30		1	1	134	0	0	0	0	3	6	0	1	3
Pct 7852 - Election Day Reporting	604	87	14.40		0	2	72	0	0	0	1	6	2	0	0	0
Pct 7852 - VBM Reporting	604	193	31.95		7	2	163	1	0	1	0	6	7	0	1	0
Pct 7853 - Election Day Reporting	805	86	10.68		0	0	78	0	0	0	1	4	2	0	0	0
Pct 7853 - VBM Reporting	805	194	24.10		1	3	172	0	2	0	1	5	4	0	0	0
Pct 7854 - Election Day Reporting	845	101	11.95		4	2	84	0	0	0	0	1	2	0	1	0
Pct 7854 - VBM Reporting	845	184	21.78		5	0	160	0	1	0	0	7	7	0	1	0
Pct 7855 - Election Day Reporting	873	104	11.91		4	2	87	0	0	0	0	0	1	1	1	0
Pct 7855 - VBM Reporting	873	179	20.50		6	3	150	0	3	0	0	7	1	0	1	0
Pct 7856 - Election Day Reporting	766	101	13.19		1	0	90	0	0	0	0	3	3	0	0	0
Pct 7856 - VBM Reporting	766	147	19.19		6	4	128	1	0	0	0	3	1	0	0	1
Pct 7857 - Election Day Reporting	864	102	11.81		10	1	79	1	0	0	1	1	2	0	0	0
Pct 7857 - VBM Reporting	864	191	22.11		13	1	153	1	1	0	1	4	6	0	0	0
Pct 7858 - Election Day Reporting	691	89	12.89		8	1	73	0	0	0	0	1	1	0	0	2
Pct 7858 - VBM Reporting	691	106	15.34		13	0	85	0	0	0	0	1	1	1	1	0
Pct 7859 - Election Day Reporting	788	104	13.20		3	0	82	0	1	0	2	6	2	1	0	2
Pct 7859 - VBM Reporting	788	197	25.00		2	0	172	0	2	1	3	4	5	0	0	3
Pct 7861 - Election Day Reporting	821	95	11.57		7	0	81	0	0	0	0	2	2	0	0	0
Pct 7861 - VBM Reporting	821	178	21.68		2	1	157	0	1	0	2	7	2	0	0	0
Pct 7862 - Election Day Reporting	850	129	15.18		8	0	109	0	0	0	0	2	4	0	0	0
Pct 7862 - VBM Reporting	850	177	20.82		5	0	151	0	1	0	0	8	5	0	0	0
Pct 7863 - Election Day Reporting	841	127	15.10		12	1	105	0	0	1	2	2	2	0	0	0
Pct 7863 - VBM Reporting	841	146	17.36		9	1	124	2	1	0	0	2	0	0	0	0
Pct 7864 - Election Day Reporting	752	85	11.30		2	0	69	0	0	0	1	5	3	0	0	0
Pct 7864 - VBM Reporting	752	130	17.29		0	3	120	0	2	0	0	3	1	0	0	1
Pct 7865 - Election Day Reporting	788	101	12.82		10	0	79	0	0	0	0	0	1	0	1	0
Pct 7865 - VBM Reporting	788	173	21.95		4	4	142	0	1	0	1	2	3	0	2	2
Pct 7866 - Election Day Reporting	765	106	13.86		0	1	89	0	2	0	0	6	4	0	0	0

**THE CITY AND COUNTY OF SAN FRANCISCO Statement of Vote  
PRIMARY ELECTION JUNE 2014**

NON-PARTISAN GOVERNOR																
	Registration	Ballots Cast	Turnout (%)	GOVERNOR	LUIS J. RODRIGUEZ	ALMA MARIE WINSTON	EDMUND G. "JERRY" BROWN	JANEL HYESHA BUYCKS	ANDREW BLOUNT	RAKESH KUMAR CHRISTIAN	GLENN CHAMP	NEEL KASHKARI	TIM DONNELLY	BO' BOGDAN AMBROZEWICZ	AKINYEMI AGBEDE	RICHARD WILLIAM ACURRE
Pct 7866 - VBM Reporting	765	243	31.76		7	3	195	0	4	0	2	10	12	0	0	3
Pct 7867 - Election Day Reporting	865	123	14.22		9	1	103	1	1	0	0	2	2	0	1	0
Pct 7867 - VBM Reporting	865	237	27.40		4	3	206	0	2	0	0	3	7	0	0	0
Pct 7868 - Election Day Reporting	799	81	10.14		3	3	64	0	0	0	0	5	2	0	0	0
Pct 7868 - VBM Reporting	799	238	29.79		4	4	209	0	1	2	0	6	7	0	0	0
Pct 7869 - Election Day Reporting	813	110	13.53		4	0	94	0	1	0	1	0	2	0	0	0
Pct 7869 - VBM Reporting	813	233	28.66		8	0	195	0	2	0	0	11	10	0	0	2
Pct 7871 - Election Day Reporting	827	130	15.72		4	2	112	0	1	0	2	1	3	0	0	0
Pct 7871 - VBM Reporting	827	210	25.39		3	2	192	0	0	0	0	2	3	0	0	0
Pct 7872 - Election Day Reporting	851	140	16.45		3	0	120	0	0	0	0	2	7	0	0	0
Pct 7872 - VBM Reporting	851	180	21.15		10	0	144	0	1	0	2	7	2	0	0	0
Pct 7873 - Election Day Reporting	839	126	15.02		4	0	115	0	0	0	0	2	1	0	0	0
Pct 7873 - VBM Reporting	839	205	24.43		4	1	182	0	0	0	0	9	4	0	0	0
Pct 7874 - Election Day Reporting	441	51	11.56		2	1	42	0	0	0	0	0	2	0	0	1
Pct 7874 - VBM Reporting	441	106	24.04		1	0	94	1	0	1	0	0	5	0	2	0
Pct 7875 - Election Day Reporting	550	58	10.55		8	1	43	0	1	0	1	0	3	1	0	0
Pct 7875 - VBM Reporting	550	127	23.09		7	2	103	0	2	1	2	0	4	0	1	0
Pct 7901 - Election Day Reporting	939	67	7.14		8	0	44	0	0	0	0	0	1	0	1	0
Pct 7901 - VBM Reporting	939	163	17.36		10	3	128	0	1	0	0	0	3	0	4	1
Pct 7902 - Election Day Reporting	805	75	9.32		10	1	53	1	1	0	0	1	0	0	1	0
Pct 7902 - VBM Reporting	805	106	13.17		11	0	82	1	3	0	0	2	1	0	0	0
Pct 7903 - Election Day Reporting	808	77	9.53		16	0	49	0	1	0	0	1	0	0	0	0
Pct 7903 - VBM Reporting	808	127	15.72		11	2	90	0	1	0	1	1	6	0	0	0
Pct 7904 - Election Day Reporting	794	53	6.68		8	1	37	0	0	0	0	0	1	0	0	0
Pct 7904 - VBM Reporting	794	131	16.50		19	1	92	0	2	0	0	3	2	0	1	1
Pct 7905 - Election Day Reporting	785	87	11.08		6	1	72	0	1	0	0	1	1	0	1	0
Pct 7905 - VBM Reporting	785	147	18.73		12	2	117	1	1	1	0	1	3	0	1	0
Pct 7905 - Election Day Reporting	712	77	10.81		18	0	54	0	0	0	0	1	1	0	1	0
Pct 7905 - VBM Reporting	712	100	14.04		6	0	80	0	3	0	0	2	4	0	1	0
Pct 7907 - Election Day Reporting	883	85	9.63		14	3	59	1	1	0	0	2	1	0	1	0
Pct 7907 - VBM Reporting	883	139	15.74		11	1	116	0	3	0	0	1	1	0	0	0
Pct 7908 - Election Day Reporting	921	131	14.22		13	1	95	1	1	1	1	1	4	0	1	0
Pct 7908 - VBM Reporting	921	191	20.74		14	0	138	0	10	1	1	0	6	1	1	0
Pct 7909 - Election Day Reporting	696	69	9.91		10	0	49	0	0	0	0	0	1	0	0	0
Pct 7909 - VBM Reporting	696	103	14.80		8	0	85	0	0	0	0	3	0	0	0	0
Pct 7911 - Election Day Reporting	832	97	11.66		11	1	78	0	0	0	0	0	1	0	0	0
Pct 7911 - VBM Reporting	832	120	14.42		7	1	97	0	0	0	3	1	3	0	2	0
Pct 7912 - Election Day Reporting	831	98	11.79		19	0	69	0	0	0	0	0	4	0	1	0
Pct 7912 - VBM Reporting	831	153	18.41		22	2	113	1	0	0	0	0	4	0	0	1
Pct 7913 - Election Day Reporting	797	96	12.30		10	2	75	0	0	0	0	2	2	0	0	0
Pct 7913 - VBM Reporting	797	113	14.18		11	7	75	0	2	0	0	1	9	0	1	0
Pct 7914 - Election Day Reporting	793	98	12.36		15	0	76	0	0	0	0	0	1	0	0	0
Pct 7914 - VBM Reporting	793	146	18.41		19	3	106	0	0	0	0	1	4	0	1	0
Pct 7915 - Election Day Reporting	738	91	12.33		16	1	68	0	0	0	0	1	1	0	0	0
Pct 7915 - VBM Reporting	738	96	13.01		10	1	80	0	1	0	0	0	0	0	0	0
Pct 7916 - Election Day Reporting	810	126	15.56		22	1	89	0	0	0	1	2	1	0	2	0
Pct 7916 - VBM Reporting	810	124	15.31		14	1	100	0	1	0	0	1	3	0	0	0
Pct 7917 - Election Day Reporting	905	128	14.14		24	2	86	0	1	0	0	2	0	1	1	0
Pct 7917 - VBM Reporting	905	139	15.36		22	1	102	0	1	0	0	0	6	0	0	2
Pct 7918 - Election Day Reporting	728	100	13.74		15	1	68	0	0	0	0	2	2	0	0	0
Pct 7918 - VBM Reporting	728	100	13.74		7	0	84	0	0	0	0	2	1	0	0	0
Pct 7919 - Election Day Reporting	792	104	13.13		15	0	75	0	0	0	0	1	0	1	2	1
Pct 7919 - VBM Reporting	792	110	13.89		18	1	77	0	1	0	2	1	1	0	1	0
Pct 7921 - Election Day Reporting	793	88	11.10		12	1	62	1	0	0	0	2	2	0	0	0
Pct 7921 - VBM Reporting	793	108	13.62		8	3	80	1	2	0	0	2	3	0	0	1
Pct 7922 - Election Day Reporting	796	101	12.69		13	1	75	0	0	0	0	0	1	0	2	0
Pct 7922 - VBM Reporting	796	125	15.70		5	2	96	0	0	0	1	7	4	0	0	0

**THE CITY AND COUNTY OF SAN FRANCISCO Statement of Vote  
PRIMARY ELECTION JUNE 2014**

NON-PARTISAN GOVERNOR															
	Registration	Ballots Cast	Turnout (%)	GOVERNOR LUIS J. RODRIGUEZ	ALMA MARIE WINSTON	EDMUND G. "JERRY" BROWN	JANEL KYESHA BUYCKS	ANDREW BLOUNT	RAKESH KUMAR CHRISTIAN	GLENN CHAMP	NEEL KASHKARI	TIM DONNELLY	BO BOGDAN AMBROZEWICZ	AKINYEM AGBEDE	RICHARD WILLIAM AGUIRRE
Pct 7923 - Election Day Reporting	784	118	15.05	24	0	80	0	0	0	0	0	1	0	0	0
Pct 7923 - VBM Reporting	784	133	17.22	21	1	98	0	1	0	0	0	3	1	2	1
Pct 7924 - Election Day Reporting	769	96	12.48	14	0	72	0	0	0	2	0	0	0	0	0
Pct 7924 - VBM Reporting	769	134	17.43	19	5	91	0	2	0	0	2	8	0	2	1
Pct 7925 - Election Day Reporting	520	65	12.50	8	1	50	1	0	1	0	2	1	0	0	0
Pct 7925 - VBM Reporting	520	80	15.38	8	2	58	0	0	0	0	4	0	1	0	0
Pct 7926 - Election Day Reporting	772	117	15.16	11	1	96	0	1	0	0	0	1	0	0	0
Pct 7926 - VBM Reporting	772	163	21.11	8	1	129	0	0	0	0	2	6	0	0	2
Pct 7927 - Election Day Reporting	696	115	16.52	9	0	99	0	0	0	0	0	1	0	0	0
Pct 7927 - VBM Reporting	696	143	20.55	13	0	120	0	2	0	2	0	4	0	0	0
Pct 7928 - Election Day Reporting	848	135	15.92	21	1	106	0	0	0	0	1	2	0	0	0
Pct 7928 - VBM Reporting	848	165	19.46	17	2	128	0	0	2	0	0	4	0	0	0
Pct 7929 - Election Day Reporting	797	122	15.31	10	3	100	0	0	1	1	2	2	0	0	0
Pct 7929 - VBM Reporting	797	208	26.10	17	0	170	0	0	0	0	0	3	2	2	0
Pct 7931 - Election Day Reporting	703	109	15.50	3	0	94	0	1	0	0	1	1	0	0	0
Pct 7931 - VBM Reporting	703	203	28.88	4	2	186	0	0	0	0	0	6	1	0	0
Pct 7932 - Election Day Reporting	504	65	12.90	7	1	54	0	0	0	0	0	2	0	0	0
Pct 7932 - VBM Reporting	504	108	21.63	4	1	98	0	0	0	1	0	1	0	0	1
Pct 7933 MB - Election Day Repo	9	0	0.00	0	0	0	0	0	0	0	0	0	0	0	0
Pct 7933 MB - VBM Reporting	9	3	33.33	0	0	3	0	0	0	0	0	0	0	0	0
Pct 7934 - Election Day Reporting	777	108	13.90	13	0	84	0	0	0	0	1	1	0	0	0
Pct 7934 - VBM Reporting	777	177	22.78	8	3	149	0	1	0	0	3	1	1	0	0
Pct 7935 - Election Day Reporting	885	162	18.31	14	1	133	0	0	0	1	1	0	0	0	0
Pct 7935 - VBM Reporting	885	248	28.02	13	0	204	1	1	0	1	1	9	0	1	0
Pct 7936 - Election Day Reporting	798	140	17.54	7	1	120	1	1	0	0	3	0	0	0	0
Pct 7936 - VBM Reporting	798	176	22.06	6	2	151	0	1	0	0	3	0	1	0	1
Pct 7937 - Election Day Reporting	808	110	13.61	12	1	84	0	2	0	0	3	2	0	0	0
Pct 7937 - VBM Reporting	808	179	22.15	5	1	156	1	0	0	0	0	4	0	2	0
Pct 7938 - Election Day Reporting	704	95	13.49	15	2	62	1	0	1	0	2	0	0	0	1
Pct 7938 - VBM Reporting	704	115	16.34	10	0	87	1	0	0	1	2	2	0	0	0
Pct 7939 - Election Day Reporting	670	100	14.93	9	2	78	0	0	0	1	4	4	0	0	0
Pct 7939 - VBM Reporting	670	148	22.09	4	2	127	1	0	0	0	1	0	0	0	2
Pct 7941 - Election Day Reporting	733	83	11.32	6	0	70	1	0	0	0	1	3	0	0	0
Pct 7941 - VBM Reporting	733	139	18.96	9	1	111	0	0	0	0	2	8	0	2	0
Pct 7942 - Election Day Reporting	798	80	10.03	9	0	61	0	0	0	0	0	2	0	1	0
Pct 7942 - VBM Reporting	798	171	21.43	11	4	134	0	4	1	1	0	2	0	2	0
Pct 7943 - Election Day Reporting	801	98	12.23	9	2	70	0	2	0	0	3	2	0	1	1
Pct 7943 - VBM Reporting	801	179	22.35	6	3	141	0	3	2	2	1	6	0	1	1
Pct 7944 - Election Day Reporting	748	112	14.97	10	0	92	0	0	0	0	1	1	0	0	0
Pct 7944 - VBM Reporting	748	147	19.65	7	4	120	0	1	1	0	2	4	0	1	0
Pct 7945 - Election Day Reporting	790	37	4.68	4	0	27	0	0	0	0	0	1	0	0	1
Pct 7945 - VBM Reporting	790	164	20.76	5	1	133	0	3	0	2	1	6	1	2	0
Pct 7946 - Election Day Reporting	854	65	7.61	3	0	59	0	0	0	0	1	1	0	0	0
Pct 7946 - VBM Reporting	854	223	26.11	4	9	177	0	6	0	3	0	12	0	3	3
Pct 7947 - Election Day Reporting	814	48	5.90	3	2	33	0	0	0	1	0	3	0	0	1
Pct 7947 - VBM Reporting	814	182	22.36	2	6	139	0	3	0	0	7	7	0	0	0
Pct 7948 - Election Day Reporting	819	71	8.67	4	0	57	0	0	0	1	1	3	0	0	0
Pct 7948 - VBM Reporting	819	184	22.47	7	4	136	1	3	1	4	2	16	0	0	0
Pct 7949 - Election Day Reporting	496	36	7.26	2	3	29	0	0	0	0	0	1	0	0	0
Pct 7949 - VBM Reporting	496	133	26.81	3	1	102	1	0	0	2	6	9	0	0	0
Pct 7951 - Election Day Reporting	705	59	8.37	6	3	43	0	0	0	0	1	3	0	1	0
Pct 7951 - VBM Reporting	705	200	28.37	3	13	145	0	1	0	2	8	11	0	1	1
Pct 7952 - Election Day Reporting	687	46	6.70	4	2	33	0	0	0	0	2	3	1	0	0
Pct 7952 - VBM Reporting	687	171	24.89	4	2	130	1	0	0	7	0	7	3	2	1
Pct 7953 - Election Day Reporting	742	67	9.03	3	0	56	0	0	0	0	1	3	0	0	0
Pct 7953 - VBM Reporting	742	195	26.28	6	5	149	0	5	0	0	6	6	0	2	0
Pct 7954 MB - Election Day Repo	0	0	0.00	0	0	0	0	0	0	0	0	0	0	0	0

**THE CITY AND COUNTY OF SAN FRANCISCO Statement of Vote  
PRIMARY ELECTION JUNE 2014**

NON-PARTISAN GOVERNOR																
	Registration	Ballots Cast	Turnout (%)	GOVERNOR	LUIS J. RODRIGUEZ	ALMA MARIE WINSTON	EDMUND G. "JERRY" BROWN	JANEL HYESHIA BUYCKS	ANDREW BLOUNT	RAKESH KUMAR CHRISTIAN	GLENN CHAMP	NEEL KASHKARI	TIM DONNELLY	BOY BOGDAN AMBROZEWICZ	AKINYEMI AGBEDE	RICHARD WILLIAM AGUIRRE
Pct 7954 MB - VBM Reporting	0	0	0.00		0	0	0	0	0	0	0	0	0	0	0	0
Pct 7955 - Election Day Reporting	768	56	7.29		2	3	42	1	0	0	0	3	3	0	0	0
Pct 7955 - VBM Reporting	768	177	23.05		3	5	138	1	6	0	4	4	5	0	0	0
Pct 7956 - Election Day Reporting	628	37	5.89		2	0	26	0	1	0	0	2	0	1	0	1
Pct 7956 - VBM Reporting	628	164	26.11		7	5	128	0	2	1	0	6	8	0	0	0
Pct 7957 - Election Day Reporting	570	46	8.07		0	1	40	0	0	0	0	0	0	0	0	0
Pct 7957 - VBM Reporting	570	122	21.40		1	3	109	0	0	0	0	1	2	0	0	0
Pct 7958 MB - Election Day Repo	250	2	0.80		0	0	1	0	0	0	0	0	0	0	1	0
Pct 7958 MB - VBM Reporting	250	87	34.80		0	1	64	0	6	1	0	2	6	0	0	1
Pct 9001 MB - Election Day Repo	234	1	0.43		0	0	1	0	0	0	0	0	0	0	0	0
Pct 9001 MB - VBM Reporting	234	57	24.36		0	1	47	0	2	1	0	1	3	0	0	0
Pct 9101 - Election Day Reporting	820	79	9.51		5	0	54	1	1	0	0	3	3	3	2	0
Pct 9101 - VBM Reporting	820	186	22.68		4	1	144	0	2	0	3	4	18	0	1	0
Pct 9102 - Election Day Reporting	834	74	8.87		2	0	49	0	0	0	0	9	4	0	0	1
Pct 9102 - VBM Reporting	834	165	19.78		3	0	126	0	8	0	2	3	11	0	2	1
Pct 9103 - Election Day Reporting	824	81	9.83		5	2	54	0	2	0	1	5	7	0	0	1
Pct 9103 - VBM Reporting	824	156	18.93		1	1	117	0	10	1	3	3	5	0	0	0
Pct 9104 - Election Day Reporting	852	62	7.28		2	1	49	0	0	0	1	1	2	0	0	1
Pct 9104 - VBM Reporting	852	159	18.54		2	3	128	1	8	0	0	2	7	0	0	1
Pct 9105 - Election Day Reporting	874	78	8.92		1	0	66	0	0	0	1	2	3	0	0	0
Pct 9105 - VBM Reporting	874	171	19.57		2	0	129	3	3	0	4	7	12	0	0	0
Pct 9106 - Election Day Reporting	831	79	9.51		2	0	67	0	0	0	1	5	1	0	0	1
Pct 9106 - VBM Reporting	831	146	17.57		3	0	115	0	3	0	2	4	12	0	1	0
Pct 9107 - Election Day Reporting	747	82	10.98		7	0	60	0	2	0	1	1	5	0	0	0
Pct 9107 - VBM Reporting	747	120	16.06		4	1	90	1	7	1	2	4	5	0	2	0
Pct 9108 - Election Day Reporting	705	62	8.79		8	1	45	0	3	0	0	3	1	0	0	0
Pct 9108 - VBM Reporting	705	103	14.61		2	0	83	0	3	0	1	2	9	0	0	0
Pct 9109 - Election Day Reporting	748	78	10.43		5	1	57	0	1	0	1	5	8	0	0	0
Pct 9109 - VBM Reporting	748	135	18.05		5	1	105	1	2	0	1	6	4	0	1	1
Pct 9111 - Election Day Reporting	694	53	7.64		0	0	35	0	3	1	2	3	1	3	0	0
Pct 9111 - VBM Reporting	694	105	15.13		3	1	73	1	6	0	0	4	6	0	0	0
Pct 9112 - Election Day Reporting	848	72	8.49		3	0	57	0	0	0	1	1	4	0	0	2
Pct 9112 - VBM Reporting	848	149	17.57		4	0	120	0	0	1	1	3	4	0	1	4
Pct 9113 - Election Day Reporting	924	94	10.17		6	0	64	0	3	0	1	8	2	0	1	1
Pct 9113 - VBM Reporting	924	186	20.13		2	2	161	0	2	0	1	5	7	0	0	1
Pct 9114 - Election Day Reporting	777	60	7.72		2	1	44	0	5	0	0	0	4	0	0	0
Pct 9114 - VBM Reporting	777	148	19.05		5	1	116	1	2	0	1	4	7	1	1	0
Pct 9115 - Election Day Reporting	819	67	8.18		3	2	53	0	0	0	0	3	0	0	0	1
Pct 9115 - VBM Reporting	819	126	15.38		6	3	93	1	4	0	0	3	5	0	2	0
Pct 9116 - Election Day Reporting	838	68	8.11		3	0	48	1	1	0	0	5	3	0	0	0
Pct 9116 - VBM Reporting	838	135	16.11		4	1	106	0	4	0	0	2	9	0	3	2
Pct 9117 - Election Day Reporting	684	77	11.26		1	0	68	0	0	0	1	1	3	0	0	0
Pct 9117 - VBM Reporting	684	177	25.88		5	2	149	0	1	0	1	6	6	0	0	1
Pct 9118 - Election Day Reporting	836	69	8.25		2	0	52	0	0	0	0	3	7	0	1	0
Pct 9118 - VBM Reporting	836	147	17.58		3	0	109	0	2	0	1	5	11	1	1	0
Pct 9119 - Election Day Reporting	794	57	7.18		7	1	41	2	0	0	0	1	1	0	1	0
Pct 9119 - VBM Reporting	794	179	22.54		7	4	131	1	3	2	2	7	10	2	2	0
Pct 9121 - Election Day Reporting	797	63	7.90		2	0	49	0	0	0	0	5	2	1	0	0
Pct 9121 - VBM Reporting	797	146	18.32		4	1	114	0	5	0	4	2	9	0	1	0
Pct 9122 - Election Day Reporting	811	48	5.92		3	0	31	0	1	0	0	2	2	0	1	0
Pct 9122 - VBM Reporting	811	175	21.58		1	1	131	1	10	0	0	8	13	0	1	0
Pct 9123 - Election Day Reporting	766	68	8.88		3	0	44	0	2	0	1	3	8	1	1	0
Pct 9123 - VBM Reporting	766	138	18.02		5	5	93	1	7	1	1	5	8	0	1	0
Pct 9124 - Election Day Reporting	803	65	8.09		5	0	45	0	2	1	1	3	2	0	1	0
Pct 9124 - VBM Reporting	803	144	17.93		6	0	103	2	9	0	0	4	7	0	3	0
Pct 9125 - Election Day Reporting	783	60	7.66		4	0	50	0	0	1	0	0	1	0	0	0
Pct 9125 - VBM Reporting	783	159	20.31		4	4	105	0	8	1	1	3	13	0	1	1

**THE CITY AND COUNTY OF SAN FRANCISCO Statement of Vote  
PRIMARY ELECTION JUNE 2014**

NON-PARTISAN GOVERNOR																
	Registration	Ballots Cast	Turnout (%)		GOVERNOR LUIS J. RODRIGUEZ	ALMA MARIE WINSTON	EDMUND G. "JERRY" BROWN	JANEL HYESHA BUYCKS	ANDREW BLOUNT	RAKESH KUMAR CHRISTIAN	GLENN CHAMP	NEEL KASHKARI	TIM DONNELLY	BO* BOGDAN AMBROZEWICZ	AKINYEMI AGBEDE	RICHARD WILLIAM AGUIRRE
Pct 9126 - Election Day Reporting	833	69	8.28		3	0	48	1	1	0	1	3	3	1	0	0
Pct 9126 - VBM Reporting	833	194	23.29		1	0	143	2	9	0	1	3	12	2	1	0
Pct 9127 - Election Day Reporting	884	85	9.62		3	0	65	0	3	0	0	3	7	0	0	1
Pct 9127 - VBM Reporting	884	175	19.80		5	3	140	1	1	0	2	3	7	0	0	0
Pct 9128 - Election Day Reporting	761	65	8.54		2	0	51	0	0	0	0	3	4	0	0	0
Pct 9128 - VBM Reporting	761	168	22.08		2	0	125	1	6	0	3	6	18	0	0	2
Pct 9129 - Election Day Reporting	643	71	11.04		4	1	51	0	2	0	0	2	5	0	0	0
Pct 9129 - VBM Reporting	643	110	17.11		1	0	79	0	3	0	1	7	10	0	2	1
Pct 9131 - Election Day Reporting	658	65	9.88		1	0	51	0	0	1	0	2	4	0	1	0
Pct 9131 - VBM Reporting	658	140	21.28		7	1	100	1	2	0	0	3	11	0	1	0
Pct 9132 - Election Day Reporting	804	79	9.83		2	0	60	0	2	1	3	1	4	0	0	0
Pct 9132 - VBM Reporting	804	102	12.69		3	0	74	1	4	0	2	3	3	0	0	3
Pct 9133 - Election Day Reporting	910	83	9.12		1	0	75	0	0	0	0	2	1	0	0	0
Pct 9133 - VBM Reporting	910	221	24.29		12	1	165	3	3	1	1	8	7	1	3	1
Pct 9134 - Election Day Reporting	720	45	6.25		2	0	33	0	0	0	0	1	3	0	0	0
Pct 9134 - VBM Reporting	720	138	19.31		3	1	111	0	5	0	3	3	4	0	0	0
Pct 9135 - Election Day Reporting	732	75	10.25		6	0	50	0	1	0	1	8	4	0	0	1
Pct 9135 - VBM Reporting	732	146	19.95		0	0	108	1	4	0	3	4	12	0	1	1
Pct 9136 - Election Day Reporting	813	60	7.38		1	0	45	0	2	0	0	0	6	0	0	0
Pct 9136 - VBM Reporting	813	134	16.48		1	0	114	0	2	0	0	7	5	0	1	1
Pct 9137 - Election Day Reporting	845	77	9.11		3	0	58	1	1	0	1	4	4	0	1	0
Pct 9137 - VBM Reporting	845	183	21.66		3	0	139	1	3	0	1	6	13	1	2	1
Pct 9138 - Election Day Reporting	803	61	7.60		3	1	46	0	2	0	0	0	2	0	0	0
Pct 9138 - VBM Reporting	803	178	22.29		4	1	142	0	2	0	1	4	11	0	2	1
Pct 9139 - Election Day Reporting	876	73	8.33		1	2	49	1	2	0	5	2	8	0	0	0
Pct 9139 - VBM Reporting	876	239	27.28		4	3	184	0	12	1	2	5	15	1	0	1
Pct 9141 - Election Day Reporting	849	64	7.54		3	0	45	0	2	0	1	3	4	0	0	0
Pct 9141 - VBM Reporting	849	171	20.14		5	0	127	0	6	1	2	8	11	0	1	3
Pct 9142 - Election Day Reporting	838	54	6.44		4	0	41	0	2	0	0	2	1	0	0	0
Pct 9142 - VBM Reporting	838	144	17.18		4	1	105	0	7	0	3	1	10	0	0	0
Pct 9143 - Election Day Reporting	831	80	9.63		5	1	64	0	4	1	0	2	1	0	0	0
Pct 9143 - VBM Reporting	831	170	20.46		2	1	136	0	5	0	2	2	5	0	1	1
Pct 9144 - Election Day Reporting	844	96	11.61		4	0	75	0	1	0	0	5	5	1	1	0
Pct 9144 - VBM Reporting	844	157	18.60		3	1	126	0	1	0	0	7	11	0	0	0
Pct 9145 - Election Day Reporting	793	88	11.10		4	0	71	0	3	0	0	2	2	0	0	0
Pct 9145 - VBM Reporting	793	142	17.91		1	1	116	0	2	1	1	1	12	1	0	0
Pct 9146 - Election Day Reporting	824	66	8.01		6	0	47	0	2	0	0	2	4	0	1	0
Pct 9146 - VBM Reporting	824	141	17.11		6	0	106	2	4	0	0	6	2	0	0	3
Pct 9147 - Election Day Reporting	881	89	10.10		9	0	59	0	4	0	1	3	5	0	1	0
Pct 9147 - VBM Reporting	881	135	15.32		6	0	101	0	5	0	4	2	11	0	0	0
Pct 9148 - Election Day Reporting	862	81	9.40		6	0	62	0	2	0	0	1	2	0	1	1
Pct 9148 - VBM Reporting	862	136	15.78		1	0	118	0	4	0	1	3	4	0	1	0
Pct 9149 - Election Day Reporting	856	85	9.93		8	0	64	0	0	0	0	1	4	0	1	0
Pct 9149 - VBM Reporting	856	145	16.94		6	0	108	0	4	0	1	5	12	0	0	0
Pct 9151 - Election Day Reporting	700	58	8.29		2	0	42	0	1	0	0	3	2	0	0	2
Pct 9151 - VBM Reporting	700	171	24.43		6	0	137	0	2	0	1	5	13	0	0	0
Pct 9152 - Election Day Reporting	680	13	1.91		2	0	8	0	0	0	0	0	2	0	0	0
Pct 9152 - VBM Reporting	680	84	12.35		3	0	60	0	5	0	0	3	10	0	0	1
Pct 9201 - Election Day Reporting	773	52	6.73		0	1	42	0	2	0	0	1	4	0	1	0
Pct 9201 - VBM Reporting	773	94	12.16		5	0	79	0	1	0	1	2	2	0	0	0
Pct 9202 - Election Day Reporting	816	47	5.76		3	0	38	0	0	0	0	0	2	0	1	0
Pct 9202 - VBM Reporting	816	98	12.01		4	0	75	1	2	0	2	3	6	0	0	2
Pct 9203 - Election Day Reporting	834	62	7.43		2	1	42	0	2	0	0	5	5	0	0	2
Pct 9203 - VBM Reporting	834	151	18.11		3	2	98	0	9	0	3	20	10	0	1	1
Pct 9204 - Election Day Reporting	750	68	9.07		0	0	45	0	1	0	1	11	5	0	0	0
Pct 9204 - VBM Reporting	750	147	19.60		1	0	103	0	5	0	3	17	8	0	0	0
Pct 9205 - Election Day Reporting	651	33	5.07		3	1	21	0	1	1	2	3	0	0	0	0

**THE CITY AND COUNTY OF SAN FRANCISCO Statement of Vote  
PRIMARY ELECTION JUNE 2014**

NON-PARTISAN GOVERNOR															
	Registration	Ballots Cast	Turnout (%)	GOVERNOR LUIS J. RODRIGUEZ	ALMA MARIE WINSTON	EDMUND G. "JERRY" BROWN	JANEL HYESHA BUYCKS	ANDREW BLOUNT	RAKESH KUMAR CHRISTIAN	GLENN CHAMP	NEEL KASHKARI	TIM DONNELLY	BOY BOGDAN AMBROZEWICZ	AKINYEMI AGBEDE	RICHARD WILLIAM AGUIRRE
Pct 9205 - VBM Reporting	651	134	20.58	3	1	109	0	2	0	1	6	7	0	0	1
Pct 9206 - Election Day Reporting	844	55	6.52	2	0	40	0	1	0	1	7	2	0	1	0
Pct 9206 - VBM Reporting	844	184	21.80	0	1	117	0	7	0	3	33	10	0	0	1
Pct 9207 - Election Day Reporting	832	73	8.77	0	0	55	0	0	0	2	6	6	0	0	0
Pct 9207 - VBM Reporting	832	110	13.22	0	0	72	0	1	0	3	13	11	0	1	1
Pct 9208 - Election Day Reporting	813	53	6.52	0	0	40	0	0	0	0	8	3	0	0	0
Pct 9208 - VBM Reporting	813	120	14.76	2	2	80	0	3	1	0	15	14	0	0	0
Pct 9209 - Election Day Reporting	630	41	6.51	2	1	26	0	0	0	0	6	2	0	0	1
Pct 9209 - VBM Reporting	630	120	19.05	0	2	84	0	4	1	4	14	6	0	1	0
Pct 9211 - Election Day Reporting	746	51	6.84	0	1	37	0	1	0	2	5	3	0	1	0
Pct 9211 - VBM Reporting	746	109	14.61	0	2	78	0	3	0	0	11	10	1	0	1
Pct 9212 - Election Day Reporting	691	39	5.64	5	0	29	0	0	0	0	0	5	0	0	0
Pct 9212 - VBM Reporting	691	97	14.04	2	0	73	0	0	0	3	5	10	0	0	0
Pct 9213 - Election Day Reporting	812	63	8.00	4	0	44	0	0	0	0	6	7	0	0	0
Pct 9213 - VBM Reporting	812	134	16.50	4	2	95	0	4	0	2	6	12	1	0	0
Pct 9214 - Election Day Reporting	544	43	7.90	0	0	32	0	1	0	0	3	3	0	0	0
Pct 9214 - VBM Reporting	544	119	21.88	1	0	81	0	6	1	2	7	14	0	0	0
Pct 9215 - Election Day Reporting	571	49	8.58	0	0	31	0	0	0	2	12	2	0	0	0
Pct 9215 - VBM Reporting	571	101	17.69	0	0	63	0	3	0	0	11	14	0	0	0
Pct 9216 - Election Day Reporting	692	56	8.38	1	0	44	0	2	0	0	7	1	0	1	0
Pct 9216 - VBM Reporting	692	90	13.01	0	0	65	0	1	0	0	9	9	0	0	5
Pct 9217 - Election Day Reporting	622	50	8.04	1	1	36	0	1	0	0	6	2	0	1	1
Pct 9217 - VBM Reporting	622	113	18.17	0	0	83	0	4	0	1	14	5	0	0	1
Pct 9218 - Election Day Reporting	685	42	6.13	3	0	33	0	0	0	0	3	2	0	0	0
Pct 9218 - VBM Reporting	685	93	13.87	1	0	73	0	1	0	2	9	4	0	0	2
Pct 9219 - Election Day Reporting	687	44	6.40	0	1	37	0	1	0	0	2	1	0	0	0
Pct 9219 - VBM Reporting	687	109	15.87	1	0	81	0	2	0	1	8	11	0	0	0
Pct 9221 - Election Day Reporting	608	68	11.18	0	0	47	0	1	0	0	11	7	0	0	1
Pct 9221 - VBM Reporting	608	168	27.63	0	0	104	0	7	2	3	37	8	0	0	3
Pct 9222 - Election Day Reporting	763	70	9.17	0	1	49	0	1	0	1	12	3	1	0	0
Pct 9222 - VBM Reporting	763	169	22.15	2	1	115	0	2	0	1	31	7	1	0	1
Pct 9223 - Election Day Reporting	550	41	7.45	1	0	31	0	0	0	1	4	1	0	1	1
Pct 9223 - VBM Reporting	550	103	18.73	0	0	83	0	0	1	0	7	6	0	0	0
Pct 9224 - Election Day Reporting	868	62	7.14	2	0	45	0	1	0	2	6	3	0	0	0
Pct 9224 - VBM Reporting	868	210	24.19	1	0	160	0	3	0	0	26	9	0	1	0
Pct 9225 - Election Day Reporting	772	59	7.84	1	0	39	0	0	1	3	7	3	0	0	1
Pct 9225 - VBM Reporting	772	121	15.67	2	3	85	0	5	0	1	9	7	0	0	2
Pct 9226 - Election Day Reporting	817	64	7.83	0	0	41	0	2	0	0	9	9	0	0	0
Pct 9226 - VBM Reporting	817	152	18.60	1	1	108	0	7	0	5	11	10	1	0	1
Pct 9227 - Election Day Reporting	692	59	8.53	1	0	48	1	0	0	0	2	2	1	2	0
Pct 9227 - VBM Reporting	692	204	29.48	5	0	142	1	10	0	2	20	13	0	2	0
Pct 9228 - Election Day Reporting	665	74	11.13	2	0	58	0	1	0	0	5	2	0	1	0
Pct 9228 - VBM Reporting	665	174	26.17	0	0	127	0	4	0	2	16	17	0	0	1
Pct 9229 - Election Day Reporting	532	53	9.96	0	0	45	0	0	0	0	5	2	0	0	0
Pct 9229 - VBM Reporting	532	123	23.12	0	0	95	0	5	0	0	15	3	0	0	1
Pct 9231 - Election Day Reporting	915	107	11.69	1	0	88	0	0	0	0	8	5	0	1	0
Pct 9231 - VBM Reporting	915	176	19.23	4	0	140	0	0	2	10	8	1	0	0	0
Pct 9232 - Election Day Reporting	675	66	9.78	0	1	57	0	1	0	0	1	4	0	0	0
Pct 9232 - VBM Reporting	675	142	21.04	0	1	106	1	6	0	0	9	11	0	1	1
Pct 9233 - Election Day Reporting	692	47	6.79	1	1	35	0	1	0	0	6	2	0	0	0
Pct 9233 - VBM Reporting	692	182	26.30	0	2	126	0	4	0	0	23	14	1	0	3
Pct 9234 - Election Day Reporting	648	63	9.72	0	0	50	0	0	0	1	6	2	0	0	0
Pct 9234 - VBM Reporting	648	172	26.54	0	0	127	0	3	0	0	23	3	0	0	0
Pct 9235 - Election Day Reporting	839	83	9.89	0	1	63	0	2	0	0	12	2	0	1	0
Pct 9235 - VBM Reporting	839	167	19.90	0	3	115	0	5	1	2	25	9	0	0	2
Pct 9236 - Election Day Reporting	636	53	8.33	1	0	41	0	0	0	0	8	2	0	0	1
Pct 9236 - VBM Reporting	636	126	19.81	1	0	97	0	6	0	0	13	6	0	0	0



**THE CITY AND COUNTY OF SAN FRANCISCO Statement of Vote  
PRIMARY ELECTION JUNE 2014**

NON-PARTISAN GOVERNOR																
	Registration	Ballots Cast	Turnout (%)	GOVERNOR	LUIS J. RODRIGUEZ	ALMA MARIE WINSTON	EDMUND G. "JERRY" BROWN	MANEL HYESHA BUYCKS	ANDREW BLOUNT	RAKESH KUMAR CHRISTIAN	GLENN CHAMP	NEEL KASHKARI	TIM DONNELLY	BO' BOGDAN AMBROZEWICZ	AKINYEM AGBEDE	RICHARD WILLIAM AGUIRRE
Pct 9237 - Election Day Reporting	821	56	7.06	0	0	49	0	0	0	0	0	5	0	0	0	0
Pct 9237 - VBM Reporting	821	159	19.37	2	1	117	0	4	0	1	17	12	0	0	0	3
Pct 9238 - Election Day Reporting	746	45	6.03	2	0	32	0	0	0	0	7	2	0	0	0	3
Pct 9238 - VBM Reporting	746	184	24.66	2	2	131	0	3	1	2	26	9	0	0	0	2
Pct 9239 - Election Day Reporting	777	57	7.34	2	0	50	0	0	0	0	4	0	0	0	0	0
Pct 9239 - VBM Reporting	777	191	24.58	0	0	137	0	4	0	2	24	17	0	0	0	1
Pct 9241 - Election Day Reporting	879	68	7.74	1	1	48	0	2	0	0	7	6	0	0	0	1
Pct 9241 - VBM Reporting	879	154	17.52	0	1	115	1	3	0	0	15	14	0	1	0	0
Pct 9242 - Election Day Reporting	844	66	7.82	3	0	43	0	0	1	1	9	4	1	0	0	0
Pct 9242 - VBM Reporting	844	156	18.48	2	1	122	0	5	0	3	7	8	0	1	1	1
Pct 9243 - Election Day Reporting	543	47	8.66	0	0	39	0	1	0	0	5	0	0	0	0	0
Pct 9243 - VBM Reporting	543	92	16.94	3	1	76	0	1	0	0	2	5	0	0	0	0
Pct 9244 - Election Day Reporting	763	65	8.52	1	0	55	0	2	0	0	1	3	1	0	0	0
Pct 9244 - VBM Reporting	763	118	15.47	2	0	99	0	0	1	0	4	4	0	1	0	0
Pct 9245 - Election Day Reporting	631	61	9.67	1	0	45	0	0	1	1	3	2	0	1	1	1
Pct 9245 - VBM Reporting	631	104	16.48	2	0	89	0	1	0	0	4	4	0	0	0	0
Pct 9246 - Election Day Reporting	803	38	4.73	0	0	29	0	0	0	0	1	3	0	1	0	0
Pct 9246 - VBM Reporting	803	152	18.93	2	0	115	0	1	0	1	16	12	0	0	0	0
Pct 9247 - Election Day Reporting	800	57	7.13	0	0	41	0	1	0	1	4	5	0	0	0	0
Pct 9247 - VBM Reporting	800	160	20.00	2	1	125	0	2	0	3	14	5	0	1	1	1
Pct 9248 - Election Day Reporting	752	53	7.05	3	1	40	0	0	0	1	3	3	1	0	0	0
Pct 9248 - VBM Reporting	752	139	18.48	0	0	114	0	2	0	0	6	11	0	1	1	1
Pct 9249 - Election Day Reporting	805	73	9.07	3	0	56	0	1	0	0	7	3	0	0	0	0
Pct 9249 - VBM Reporting	805	149	18.51	2	1	124	0	1	1	1	10	2	0	1	1	1
Pct 9251 - Election Day Reporting	822	93	11.31	3	0	69	0	0	0	0	7	5	0	1	0	0
Pct 9251 - VBM Reporting	822	155	18.86	2	1	125	0	1	0	1	11	3	1	1	0	0
Pct 9252 - Election Day Reporting	807	63	7.81	1	0	44	0	0	0	0	7	6	0	0	0	1
Pct 9252 - VBM Reporting	807	160	19.83	1	0	125	0	6	1	1	3	12	0	0	0	0
Pct 9253 - Election Day Reporting	717	58	8.09	1	0	46	0	1	0	0	4	2	1	1	0	0
Pct 9253 - VBM Reporting	717	147	20.50	4	0	108	0	5	0	2	8	8	0	1	1	1
Pct 9254 - Election Day Reporting	818	50	6.11	0	0	47	0	0	0	0	2	1	0	0	0	0
Pct 9254 - VBM Reporting	818	155	18.95	2	1	123	1	3	0	3	4	10	0	0	0	0
Pct 9255 - Election Day Reporting	486	43	8.85	1	0	34	0	2	0	0	1	2	0	0	0	0
Pct 9255 - VBM Reporting	486	62	12.76	0	0	42	1	2	0	1	7	4	0	3	0	0
Pct 9256 - Election Day Reporting	325	16	4.92	0	0	15	0	0	0	0	0	1	0	0	0	0
Pct 9256 - VBM Reporting	325	48	14.77	0	0	40	0	1	0	1	4	2	0	0	0	0
Pct 9257 MB - Election Day Reporting	259	0	0.00	0	0	0	0	0	0	0	0	0	0	0	0	0
Pct 9257 MB - VBM Reporting	259	67	25.87	8	0	49	0	1	0	0	4	1	1	0	0	0
Pct 9258 - Election Day Reporting	590	33	5.59	2	0	24	0	2	0	0	2	2	0	0	0	0
Pct 9258 - VBM Reporting	590	128	21.69	2	1	99	0	3	0	2	13	3	0	0	0	0
Pct 9401 - Election Day Reporting	842	82	9.74	9	0	57	0	0	0	3	1	3	0	0	0	0
Pct 9401 - VBM Reporting	842	135	16.03	4	1	108	1	0	0	0	1	6	2	1	2	2
Pct 9402 - Election Day Reporting	860	64	7.44	4	0	48	0	0	0	0	1	7	0	1	0	0
Pct 9402 - VBM Reporting	860	140	16.28	4	0	107	1	4	0	0	0	9	3	3	0	0
Pct 9403 - Election Day Reporting	800	42	5.25	1	0	32	0	0	0	0	0	4	0	0	0	1
Pct 9403 - VBM Reporting	800	160	20.00	7	2	102	1	8	1	1	2	11	1	2	0	0
Pct 9404 - Election Day Reporting	821	64	7.80	3	0	46	0	3	0	1	2	2	0	0	0	0
Pct 9404 - VBM Reporting	821	179	21.80	0	0	128	2	9	0	4	8	15	1	0	2	2
Pct 9405 - Election Day Reporting	682	79	11.58	1	0	60	0	0	0	2	6	5	1	0	0	0
Pct 9405 - VBM Reporting	682	120	17.60	4	1	82	0	2	0	0	8	7	0	2	2	2
Pct 9406 - Election Day Reporting	819	69	8.42	3	1	41	0	1	0	1	6	6	2	2	1	1
Pct 9406 - VBM Reporting	819	158	19.29	2	0	128	0	8	0	0	3	8	0	0	2	2
Pct 9407 - Election Day Reporting	812	54	6.65	6	0	38	0	2	0	0	2	1	0	0	0	0
Pct 9407 - VBM Reporting	812	133	16.38	4	0	98	0	1	0	2	7	7	0	4	0	0
Pct 9408 - Election Day Reporting	717	53	7.39	3	0	41	1	2	0	1	0	2	0	0	1	1
Pct 9408 - VBM Reporting	717	110	15.34	2	0	87	0	2	1	0	0	5	0	4	1	1
Pct 9409 - Election Day Reporting	539	48	8.91	2	0	40	0	0	0	0	1	0	0	0	0	0

**THE CITY AND COUNTY OF SAN FRANCISCO Statement of Vote  
PRIMARY ELECTION JUNE 2014**

NON-PARTISAN GOVERNOR																
	Registration	Balls Cast	Turnout (%)	GOVERNOR	LUIS J. RODRIGUEZ	ALMA MARIE WINSTON	EDMUND G. "JERRY" BROWN	JANEL HYESHIA BUJCKS	ANDREW BLOUNT	RAKESH KUMAR CHRISTIAN	GLENN CHAMP	NEEL KASHKARI	TIM DONNELLY	BO* BOGDAN AMBROZEWICZ	AKINTEM AGBEDE	RICHARD WILLIAM AGUIRRE
Pct 9409 - VBM Reporting	539	95	17.63	4	2	66	0	3	0	0	1	0	9	0	1	0
Pct 9411 - Election Day Reporting	851	62	7.29	1	0	48	1	0	0	0	0	1	2	0	0	0
Pct 9411 - VBM Reporting	851	131	15.39	10	4	91	0	4	1	0	0	10	0	2	0	0
Pct 9412 - Election Day Reporting	798	72	9.02	3	0	55	0	0	0	0	1	7	1	0	0	0
Pct 9412 - VBM Reporting	798	160	20.05	6	1	110	2	2	0	0	5	6	6	0	0	1
Pct 9413 - Election Day Reporting	821	52	6.33	1	0	40	0	2	0	0	0	0	1	0	0	0
Pct 9413 - VBM Reporting	821	172	20.95	3	0	131	0	4	0	0	1	7	8	0	4	1
Pct 9414 - Election Day Reporting	806	64	7.94	2	0	48	0	4	0	1	3	2	0	0	0	0
Pct 9414 - VBM Reporting	806	170	21.09	5	0	138	0	3	0	2	7	6	0	0	0	1
Pct 9415 - Election Day Reporting	689	54	7.84	4	0	42	0	1	0	0	0	6	0	0	0	1
Pct 9415 - VBM Reporting	689	144	20.90	0	0	101	0	11	1	1	2	3	15	0	0	0
Pct 9416 - Election Day Reporting	867	81	9.34	1	0	59	2	1	0	0	0	4	7	0	0	1
Pct 9416 - VBM Reporting	867	162	18.69	3	1	133	1	2	0	0	3	11	0	1	0	0
Pct 9417 - Election Day Reporting	676	40	5.92	4	0	24	1	0	0	0	1	3	0	0	0	0
Pct 9417 - VBM Reporting	676	135	20.56	4	4	96	0	2	0	2	9	11	3	3	0	0
Pct 9418 - Election Day Reporting	688	47	6.83	2	0	31	0	3	0	0	0	3	2	0	0	1
Pct 9418 - VBM Reporting	688	154	22.38	2	0	106	0	4	2	3	3	16	0	1	2	0
Pct 9419 - Election Day Reporting	796	76	9.55	4	0	49	0	0	1	0	0	7	9	1	0	0
Pct 9419 - VBM Reporting	796	187	23.49	2	0	126	2	8	0	3	6	24	0	0	0	0
Pct 9421 - Election Day Reporting	812	50	6.16	3	0	32	0	0	0	0	0	1	11	0	0	1
Pct 9421 - VBM Reporting	812	195	24.38	0	0	147	1	8	0	2	8	10	0	4	0	0
Pct 9422 - Election Day Reporting	925	83	8.97	2	1	60	0	2	0	1	4	8	1	0	0	0
Pct 9422 - VBM Reporting	925	185	20.00	5	3	140	0	9	0	3	8	5	1	1	1	1
Pct 9423 - Election Day Reporting	809	58	7.29	1	0	42	1	2	0	0	2	5	5	1	0	0
Pct 9423 - VBM Reporting	809	151	18.67	5	1	123	0	2	0	0	9	0	9	0	0	0
Pct 9424 - Election Day Reporting	826	57	6.90	6	1	39	1	1	0	1	2	4	0	0	0	0
Pct 9424 - VBM Reporting	826	180	21.79	2	3	141	1	3	0	2	3	9	0	3	0	0
Pct 9425 - Election Day Reporting	808	40	4.95	1	0	31	0	2	0	1	0	1	1	0	0	0
Pct 9425 - VBM Reporting	808	162	20.05	1	0	129	2	5	0	2	0	12	1	1	1	1
Pct 9426 - Election Day Reporting	727	57	7.84	3	0	41	0	1	0	0	3	5	0	0	0	0
Pct 9426 - VBM Reporting	727	137	18.84	1	0	99	0	5	1	1	5	10	2	2	3	0
Pct 9427 - Election Day Reporting	797	57	7.15	2	0	40	0	2	0	0	0	9	2	0	0	0
Pct 9427 - VBM Reporting	797	185	23.21	1	2	134	0	11	0	0	9	17	1	0	2	0
Pct 9428 - Election Day Reporting	854	51	5.97	2	1	30	1	3	0	3	3	3	0	0	0	0
Pct 9428 - VBM Reporting	854	186	21.78	6	1	141	0	10	1	2	2	11	0	3	0	0
Pct 9429 - Election Day Reporting	774	90	11.63	2	1	60	0	1	0	0	11	8	0	2	0	0
Pct 9429 - VBM Reporting	774	159	20.54	1	1	116	0	7	0	2	10	10	0	0	0	0
Pct 9431 - Election Day Reporting	868	70	8.06	3	1	51	1	1	0	2	3	3	0	0	1	0
Pct 9431 - VBM Reporting	868	224	25.81	2	2	156	4	10	0	8	10	15	0	1	0	0
Pct 9432 - Election Day Reporting	851	84	9.87	4	0	56	2	2	0	0	3	7	1	1	0	0
Pct 9432 - VBM Reporting	851	176	20.68	2	1	138	0	4	0	3	8	9	1	1	0	0
Pct 9433 - Election Day Reporting	839	53	6.32	3	0	36	0	2	0	1	4	2	0	0	0	0
Pct 9433 - VBM Reporting	839	186	22.17	1	1	133	1	5	1	5	11	13	2	0	1	1
Pct 9434 - Election Day Reporting	889	62	6.97	3	0	44	0	2	0	1	1	4	0	1	1	0
Pct 9434 - VBM Reporting	889	205	23.40	4	0	157	1	3	0	7	11	12	0	1	0	0
Pct 9435 - Election Day Reporting	855	89	10.41	3	2	67	1	0	0	0	5	6	0	1	0	0
Pct 9435 - VBM Reporting	855	189	22.11	2	0	142	0	9	1	0	5	15	2	0	0	0
Pct 9436 - Election Day Reporting	900	64	7.11	1	0	42	1	1	0	1	5	5	0	0	0	0
Pct 9436 - VBM Reporting	900	227	25.22	4	1	175	0	7	0	4	13	10	0	0	0	0
Pct 9437 - Election Day Reporting	825	75	9.09	1	1	61	0	1	0	1	2	5	0	0	0	0
Pct 9437 - VBM Reporting	825	176	21.33	1	1	126	1	6	0	3	6	21	0	0	2	0
Pct 9438 - Election Day Reporting	841	65	8.20	6	1	48	0	0	0	0	1	10	0	1	0	0
Pct 9438 - VBM Reporting	841	188	22.35	2	0	150	4	8	0	0	3	13	0	1	0	0
Pct 9439 - Election Day Reporting	827	62	7.50	0	0	49	0	1	0	0	3	6	0	1	1	1
Pct 9439 - VBM Reporting	827	174	21.04	2	2	131	0	6	1	3	7	16	0	2	0	0
Pct 9441 - Election Day Reporting	895	67	7.49	6	0	48	0	1	0	0	1	4	0	2	1	1
Pct 9441 - VBM Reporting	895	197	22.01	2	1	151	3	12	0	2	4	11	0	1	1	1

**THE CITY AND COUNTY OF SAN FRANCISCO Statement of Vote  
PRIMARY ELECTION JUNE 2014**

NON-PARTISAN GOVERNOR

	Registration	Ballots Cast	Turnout (%)	GOVERNOR LUIS J. RODRIGUEZ	ALMA MARIE WINSTON	EDMUND G. "JERRY" BROWN	JANEL HYESHA BUYCKS	ANDREW BLOUNT	RAKESH KUMAR CHRISTIAN	GLENN CHAMP	NEEL KASHKARI	TIM DONNELLY	BO*BOGDAN AMBROZEWICZ	AKINYEM AGBEDE	RICHARD WILLIAM AGUIRRE
Pct 9442 - Election Day Reporting	896	80	8.93	4	0	62	0	2	0	0	2	7	0	0	0
Pct 9442 - VBM Reporting	896	166	18.53	6	0	102	2	10	0	2	4	16	0	2	1
Pct 9443 - Election Day Reporting	780	58	7.56	3	1	44	0	0	1	0	3	3	1	1	0
Pct 9443 - VBM Reporting	780	159	20.38	3	4	120	5	1	0	0	11	4	1	2	0
Pct 9444 - Election Day Reporting	819	41	5.01	0	1	25	0	2	0	2	5	2	0	0	0
Pct 9444 - VBM Reporting	819	179	21.37	4	1	133	0	5	0	1	10	13	0	0	0
Pct 9445 - Election Day Reporting	853	72	8.44	1	0	53	1	1	1	1	1	10	0	0	1
Pct 9445 - VBM Reporting	853	205	24.03	6	0	148	0	4	1	6	4	19	0	1	0
Pct 9446 - Election Day Reporting	906	81	8.94	5	1	55	0	1	1	2	6	6	0	1	1
Pct 9446 - VBM Reporting	906	210	23.18	9	2	167	1	7	0	1	9	7	0	1	0
Pct 9447 - Election Day Reporting	860	58	6.74	0	0	44	0	1	0	1	5	3	0	0	1
Pct 9447 - VBM Reporting	860	181	21.05	3	0	131	1	5	0	3	8	12	1	6	1
Pct 9448 - Election Day Reporting	834	55	6.59	4	0	33	1	1	1	0	6	4	0	0	0
Pct 9448 - VBM Reporting	834	177	21.22	3	0	126	0	5	0	7	8	14	0	0	3
Pct 9449 - Election Day Reporting	678	51	7.52	2	0	39	1	1	0	0	3	5	0	0	0
Pct 9449 - VBM Reporting	678	159	23.45	1	1	109	1	4	2	2	6	22	0	1	0
Pct 9451 - Election Day Reporting	368	36	9.78	0	0	32	0	1	0	0	1	0	0	0	0
Pct 9451 - VBM Reporting	368	89	24.18	0	0	63	0	2	0	3	8	7	0	1	0
Pct 9452 - Election Day Reporting	715	67	9.37	3	0	46	1	3	0	1	5	2	0	1	0
Pct 9452 - VBM Reporting	715	138	19.30	0	0	91	1	5	0	0	7	11	3	5	1
Pct 9453 - Election Day Reporting	434	33	7.60	0	1	28	0	0	0	0	2	2	0	0	0
Pct 9453 - VBM Reporting	434	109	25.12	0	4	88	2	1	0	0	5	1	0	1	0
Pct 9501 MB - Election Day Repo	125	1	0.80	0	0	1	0	0	0	0	0	0	0	0	0
Pct 9501 MB - VBM Reporting	125	41	32.80	1	0	35	0	1	0	0	0	2	1	0	0
Pct 9502 MB - Election Day Repo	188	0	0.00	0	0	0	0	0	0	0	0	0	0	0	0
Pct 9502 MB - VBM Reporting	188	63	33.51	0	0	55	0	0	0	0	3	3	0	0	0
Pct 9503/9504 - Election Day Rep	625	33	5.28	3	1	28	0	0	0	0	0	0	0	0	0
Pct 9503/9504 - VBM Reporting	625	109	17.44	1	0	87	0	2	0	1	3	3	0	0	0
Pct 9505 - Election Day Reporting	727	50	6.88	2	1	42	0	1	0	1	1	1	0	0	0
Pct 9505 - VBM Reporting	727	144	19.81	3	1	123	0	1	0	2	2	2	1	1	0
Pct 9506 - Election Day Reporting	706	47	6.66	2	0	41	0	0	0	0	0	0	0	0	0
Pct 9506 - VBM Reporting	706	101	14.31	2	0	88	0	1	0	0	5	1	0	0	0
Pct 9507 - Election Day Reporting	670	61	9.10	9	0	42	0	1	0	0	1	3	0	0	0
Pct 9507 - VBM Reporting	670	114	17.01	6	0	92	0	0	0	1	0	0	1	0	0
Pct 9508 - Election Day Reporting	708	48	6.78	6	0	37	0	0	0	0	0	0	0	3	0
Pct 9508 - VBM Reporting	708	83	11.72	9	0	65	0	0	0	0	2	2	0	1	0
Pct 9509 - Election Day Reporting	588	49	8.33	10	2	30	0	3	0	1	0	0	0	0	0
Pct 9509 - VBM Reporting	588	96	16.33	3	0	83	0	1	0	0	1	2	0	0	0
Pct 9511 - Election Day Reporting	572	64	11.19	5	1	44	1	1	0	2	2	2	0	1	0
Pct 9511 - VBM Reporting	572	85	14.86	7	0	66	1	1	0	0	1	3	0	0	1
Pct 9512 - Election Day Reporting	703	47	6.69	3	0	38	0	0	0	0	1	2	0	2	0
Pct 9512 - VBM Reporting	703	117	16.64	10	0	96	0	1	0	1	2	1	0	1	1
Pct 9513 - Election Day Reporting	808	62	7.67	6	0	46	0	0	0	0	1	1	1	1	1
Pct 9513 - VBM Reporting	808	108	13.37	6	0	91	0	0	0	0	0	3	0	0	1
Pct 9514/9522 - Election Day Rep	852	80	9.39	5	0	61	0	0	0	0	2	4	0	0	1
Pct 9514/9522 - VBM Reporting	852	97	11.38	4	0	77	0	1	0	0	3	1	0	0	2
Pct 9515 - Election Day Reporting	651	65	9.98	3	0	45	0	2	0	1	1	3	0	2	1
Pct 9515 - VBM Reporting	651	97	14.90	3	1	75	0	2	0	2	7	4	0	0	0
Pct 9516 - Election Day Reporting	794	90	11.34	5	1	66	0	2	0	0	1	5	0	0	0
Pct 9516 - VBM Reporting	794	141	17.76	5	1	99	4	2	0	1	7	9	3	0	0
Pct 9517 - Election Day Reporting	740	63	8.51	6	0	50	0	1	0	1	3	0	0	0	0
Pct 9517 - VBM Reporting	740	123	16.62	4	0	99	0	1	2	1	3	3	0	2	2
Pct 9518 - Election Day Reporting	684	64	9.36	4	0	52	1	0	0	0	0	3	0	0	0
Pct 9518 - VBM Reporting	684	87	12.72	3	0	71	1	5	0	0	1	2	0	0	0
Pct 9519 - Election Day Reporting	821	91	11.08	8	0	73	0	0	0	0	5	1	0	0	0
Pct 9519 - VBM Reporting	821	126	15.35	6	0	96	2	3	1	1	7	5	0	0	0
Pct 9521 - Election Day Reporting	841	99	11.77	7	0	83	0	1	0	0	0	2	0	1	0

**THE CITY AND COUNTY OF SAN FRANCISCO Statement of Vote  
PRIMARY ELECTION JUNE 2014**

NON-PARTISAN GOVERNOR															
	Registration	Ballois Cast	Turnout (%)	GOVERNOR LUS J. RODRIGUEZ	ALMA MARIE WINSTON	EDMUND G. "JERRY" BROWN	JANEL HYESHIA BUIYCKS	ANDREW BLOUNT	RAKESH KUMAR CHRISTIAN	GLENN CHAMP	NEEL KASHKARI	TIM DONNELLY	BO* BOGDAN AMBROZEWICZ	AKINYEMI AGBEDE	RICHARD WILLIAM AGUIRRE
Pct 9521 - VBM Reporting	841	123	14.63	5	1	94	0	2	0	1	7	9	0	0	1
Pct 9701 - Election Day Reporting	608	65	10.69	5	0	47	0	0	0	0	6	0	0	0	0
Pct 9701 - VBM Reporting	608	134	22.04	5	0	101	0	4	1	0	8	0	0	0	1
Pct 9702 - Election Day Reporting	665	65	9.77	3	0	55	0	0	4	0	1	0	0	0	0
Pct 9702 - VBM Reporting	665	114	17.14	6	0	89	1	2	0	1	6	1	0	0	1
Pct 9703 - Election Day Reporting	871	72	8.27	4	0	46	0	4	0	1	3	10	0	0	1
Pct 9703 - VBM Reporting	871	201	23.08	6	1	155	2	5	0	3	4	12	0	0	1
Pct 9704 - Election Day Reporting	880	76	8.64	1	1	57	1	1	0	1	5	4	0	0	1
Pct 9704 - VBM Reporting	880	199	22.61	3	1	150	0	7	1	0	16	11	1	1	1
Pct 9705 - Election Day Reporting	823	58	7.05	2	0	49	0	1	0	0	1	2	0	0	0
Pct 9705 - VBM Reporting	823	165	20.05	5	1	133	0	0	0	0	5	7	0	2	2
Pct 9706 MB - Election Day Repo	55	0	0.00	0	0	0	0	0	0	0	0	0	0	0	0
Pct 9706 MB - VBM Reporting	55	18	32.73	2	0	14	0	0	0	0	0	0	0	0	0
Pct 9707 - Election Day Reporting	725	54	7.45	0	0	41	0	1	0	0	4	5	0	0	0
Pct 9707 - VBM Reporting	725	193	26.62	3	0	147	0	7	0	0	13	7	0	0	2
Pct 9708 - Election Day Reporting	826	66	7.99	7	0	50	0	1	0	1	1	4	0	1	1
Pct 9708 - VBM Reporting	826	178	21.55	6	1	137	2	3	1	0	5	10	0	2	0
Pct 9709 - Election Day Reporting	877	81	9.24	2	0	62	0	2	0	0	8	3	0	0	0
Pct 9709 - VBM Reporting	877	202	23.03	0	2	158	1	3	1	2	8	10	0	0	0
Pct 9711 - Election Day Reporting	575	78	13.57	3	0	50	0	2	0	1	7	9	0	0	1
Pct 9711 - VBM Reporting	575	152	26.43	3	1	125	0	4	0	1	2	8	0	0	0
Pct 9712 - Election Day Reporting	589	73	12.39	0	0	60	0	0	0	0	6	5	0	0	0
Pct 9712 - VBM Reporting	589	152	25.81	2	0	121	0	2	0	2	15	8	0	0	0
Pct 9713 - Election Day Reporting	866	57	6.58	2	1	46	0	4	0	0	0	1	0	0	0
Pct 9713 - VBM Reporting	866	193	22.29	4	3	142	1	4	0	4	5	17	0	3	1
Pct 9714 - Election Day Reporting	864	86	10.19	2	0	71	0	2	0	0	4	8	0	0	0
Pct 9714 - VBM Reporting	864	247	28.59	0	1	191	0	6	0	5	19	13	0	0	0
Pct 9715 - Election Day Reporting	554	88	15.88	0	0	80	0	0	0	0	3	3	0	0	0
Pct 9715 - VBM Reporting	554	148	26.71	1	0	108	0	3	0	1	11	13	0	0	1
Pct 9716 - Election Day Reporting	829	71	8.56	1	0	46	0	1	0	0	9	5	0	0	0
Pct 9716 - VBM Reporting	829	187	22.56	3	3	151	0	0	1	4	6	6	0	1	1
Pct 9717 - Election Day Reporting	881	80	9.08	2	0	61	0	3	0	0	3	5	0	1	2
Pct 9717 - VBM Reporting	881	186	21.34	3	1	150	0	2	0	3	7	9	2	0	0
Pct 9718 - Election Day Reporting	800	106	13.25	2	0	73	1	2	0	2	11	6	1	0	0
Pct 9718 - VBM Reporting	800	230	28.75	6	0	175	0	3	0	1	7	26	0	0	2
Pct 9719 - Election Day Reporting	828	108	13.04	3	0	86	0	1	1	1	9	4	0	0	0
Pct 9719 - VBM Reporting	828	216	26.33	5	0	171	0	5	0	1	12	14	0	1	0
Pct 9721 - Election Day Reporting	598	81	13.55	0	0	68	0	0	0	0	5	5	0	0	0
Pct 9721 - VBM Reporting	598	146	24.41	0	1	108	0	1	0	1	12	12	0	0	1
Pct 9722 - Election Day Reporting	583	62	10.63	0	0	45	0	0	0	0	6	5	0	1	0
Pct 9722 - VBM Reporting	583	158	27.10	3	1	123	0	6	0	1	6	12	0	0	0
Pct 9723 - Election Day Reporting	415	25	6.02	0	1	14	0	1	0	0	5	3	0	0	0
Pct 9723 - VBM Reporting	415	132	31.81	0	0	101	0	3	0	0	0	20	0	0	0
Pct 9724 - Election Day Reporting	841	75	8.92	0	1	53	0	1	1	1	1	11	0	1	0
Pct 9724 - VBM Reporting	841	245	29.49	1	3	164	1	6	0	0	19	28	0	0	0
Pct 9725 - Election Day Reporting	878	45	5.13	4	0	24	0	1	0	0	5	5	0	1	0
Pct 9725 - VBM Reporting	878	222	25.28	5	0	160	1	5	0	3	6	26	1	1	4
Pct 9726 - Election Day Reporting	695	46	6.91	5	1	33	0	0	0	0	4	1	0	1	0
Pct 9726 - VBM Reporting	695	94	13.53	2	0	68	0	4	0	3	2	6	0	1	0
Pct 9727 - Election Day Reporting	405	39	9.63	0	0	29	0	0	0	0	5	5	0	0	0
Pct 9727 - VBM Reporting	405	113	27.90	1	3	72	0	3	0	1	14	14	0	1	0
Pct 9728 - Election Day Reporting	883	97	10.99	4	2	65	0	1	0	1	10	11	0	0	0
Pct 9728 - VBM Reporting	883	238	26.95	1	4	163	0	6	1	7	21	27	1	0	0
Pct 9729 - Election Day Reporting	703	76	11.24	0	0	53	0	4	0	0	14	5	0	0	0
Pct 9729 - VBM Reporting	703	183	26.03	2	0	132	0	1	0	2	17	22	0	0	0
Pct 9731 - Election Day Reporting	497	83	16.70	1	1	61	0	2	0	1	13	1	0	1	0
Pct 9731 - VBM Reporting	497	113	22.74	1	0	74	0	4	0	3	16	11	0	0	0

**THE CITY AND COUNTY OF SAN FRANCISCO Statement of Vote  
PRIMARY ELECTION JUNE 2014**

NON-PARTISAN GOVERNOR																
	Registration	Ballots Cast	Turnout (%)	GOVERNOR	LUIS J. RODRIGUEZ	ALMA MARIE WINSTON	EDMUND G. "JERRY" BROWN	JANEL HYESHIA BUYCKS	ANDREW BLOUNT	RAKESH KUMAR CHRISTIAN	GLENN CHAMP	NEEL KASHKARI	TIM DONNELLY	BOY BOGDAN AMBROZEWICZ	AKINYEMI AGBEDE	RICHARD WILLIAM AGUIRRE
Pct 9732 MB - Election Day Repo	65	0	0.00	0	0	0	0	0	0	0	0	0	0	0	0	0
Pct 9732 MB - VBM Reporting	65	29	44.62	0	0	0	23	0	0	0	0	0	0	0	0	0
Pct 9733 MB - Election Day Repo	210	1	0.48	0	0	0	1	0	0	0	0	0	0	0	0	0
Pct 9733 MB - VBM Reporting	210	88	41.90	2	0	0	73	0	0	0	1	5	5	0	1	0
Pct 9734 - Election Day Reporting	569	62	10.90	1	1	48	0	1	0	0	5	4	0	0	0	0
Pct 9734 - VBM Reporting	569	186	32.69	2	0	142	0	6	0	2	17	12	0	0	1	0
Pct 9735 - Election Day Reporting	738	93	12.60	1	0	73	0	2	1	3	8	4	0	0	0	0
Pct 9735 - VBM Reporting	738	215	29.13	0	0	173	0	1	0	3	18	12	0	0	0	1
Pct 9736 - Election Day Reporting	666	78	11.71	2	0	64	1	2	0	0	3	3	0	1	0	0
Pct 9736 - VBM Reporting	666	191	28.68	4	0	154	0	6	0	2	6	8	0	0	3	0
Pct 9737 - Election Day Reporting	736	55	7.47	0	1	40	0	0	0	0	5	4	0	1	0	0
Pct 9737 - VBM Reporting	736	228	31.11	2	0	187	0	2	0	1	13	19	0	0	0	0
Pct 9738 - Election Day Reporting	672	49	7.29	2	0	37	0	2	0	0	4	2	0	0	0	0
Pct 9738 - VBM Reporting	672	148	22.02	1	2	116	0	1	0	1	9	9	0	1	0	0
Pct 9739 - Election Day Reporting	791	38	4.80	2	0	32	0	0	0	0	2	1	0	0	0	0
Pct 9739 - VBM Reporting	791	104	13.15	2	1	73	1	2	0	1	5	6	0	3	0	0
Pct 9741 - Election Day Reporting	631	2	0.32	0	0	2	0	0	0	0	0	0	0	0	0	0
Pct 9741 - VBM Reporting	631	1	0.16	0	0	1	0	0	0	0	0	0	0	0	0	0
Pct 9742 - Election Day Reporting	563	66	11.72	0	0	46	0	1	0	1	12	5	0	0	0	1
Pct 9742 - VBM Reporting	563	116	20.60	1	1	81	1	4	0	0	5	15	0	1	1	1
Pct 9743 - Election Day Reporting	839	58	6.91	3	0	46	0	0	0	2	4	0	1	0	0	0
Pct 9743 - VBM Reporting	839	169	20.14	7	0	132	0	3	0	1	5	10	0	0	1	0
Pct 9744 - Election Day Reporting	817	66	8.08	3	0	51	0	0	0	0	3	0	1	0	0	0
Pct 9744 - VBM Reporting	817	121	14.81	1	0	86	0	3	0	5	6	8	0	1	0	0
Pct 9745 - Election Day Reporting	898	58	6.46	4	0	45	1	0	0	0	3	1	0	2	0	0
Pct 9745 - VBM Reporting	898	109	12.14	2	1	73	1	2	0	1	11	9	1	1	0	0
Pct 9746 - Election Day Reporting	867	96	11.07	0	0	68	0	1	0	0	12	10	1	0	0	0
Pct 9746 - VBM Reporting	867	222	25.61	3	0	164	4	10	0	0	16	17	1	0	1	1
Pct 9747 - Election Day Reporting	858	74	8.62	1	0	59	0	0	0	0	2	5	0	1	1	0
Pct 9747 - VBM Reporting	858	176	20.51	3	2	142	1	4	0	0	2	11	1	2	1	1
Pct 9748 - Election Day Reporting	888	86	9.69	4	0	66	0	2	0	2	2	7	0	1	1	1
Pct 9748 - VBM Reporting	888	211	23.76	9	2	142	1	5	0	3	19	14	0	1	1	1
Pct 9749 - Election Day Reporting	770	59	7.66	3	0	41	0	1	0	1	2	5	0	0	0	0
Pct 9749 - VBM Reporting	770	145	18.83	2	1	105	6	6	0	1	1	5	0	9	1	1
Pct 9751 - Election Day Reporting	854	77	9.02	3	0	50	0	2	0	0	3	11	0	0	0	0
Pct 9751 - VBM Reporting	854	238	27.63	4	3	181	0	6	0	3	10	23	0	1	0	0
Pct 9752 - Election Day Reporting	652	63	9.66	5	0	44	0	0	0	1	6	4	0	0	0	0
Pct 9752 - VBM Reporting	652	202	30.98	8	0	150	0	1	0	0	5	23	0	1	0	0
Pct 9753 - Election Day Reporting	691	56	8.10	3	1	46	0	1	0	0	1	0	0	1	0	0
Pct 9753 - VBM Reporting	691	160	23.15	7	1	129	1	1	0	4	4	2	0	1	0	0
Pct 9754 - Election Day Reporting	664	73	10.99	4	0	55	0	2	0	0	5	2	0	0	0	0
Pct 9754 - VBM Reporting	664	167	25.15	5	0	134	0	0	0	0	10	9	0	1	0	0
Pct 9755 - Election Day Reporting	504	52	10.32	2	0	41	0	0	0	0	1	3	0	1	0	0
Pct 9755 - VBM Reporting	504	131	25.99	8	2	101	2	10	1	0	0	3	0	1	0	0
Pct 9756 - Election Day Reporting	786	48	6.11	5	0	29	0	3	1	1	2	4	0	0	0	0
Pct 9756 - VBM Reporting	786	180	22.90	5	2	119	2	8	0	0	10	9	1	8	2	2
Pct 9801 - Election Day Reporting	381	40	10.50	1	0	29	0	0	1	2	2	1	0	1	0	0
Pct 9801 - VBM Reporting	381	80	21.00	2	0	66	0	3	0	0	1	3	0	0	0	0
Pct 9900 MB - Election Day Repo	0	0	0.00	0	0	0	0	0	0	0	0	0	0	0	0	0
Pct 9900 MB - VBM Reporting	0	0	0.00	0	0	0	0	0	0	0	0	0	0	0	0	0
Pct 9901 MB - Election Day Repo	0	0	0.00	0	0	0	0	0	0	0	0	0	0	0	0	0
Pct 9901 MB - VBM Reporting	0	0	0.00	0	0	0	0	0	0	0	0	0	0	0	0	0
Pct 9902 MB - Election Day Repo	0	0	0.00	0	0	0	0	0	0	0	0	0	0	0	0	0
Pct 9902 MB - VBM Reporting	0	0	0.00	0	0	0	0	0	0	0	0	0	0	0	0	0
Election Day Reporting Totals	435757	39406	9.04	2243	322	30583	92	399	60	217	1425	1370	64	167	94	

**THE CITY AND COUNTY OF SAN FRANCISCO Statement of Vote  
PRIMARY ELECTION JUNE 2014**

NON-PARTISAN GOVERNOR															
	Registration	Ballots Cast	Turnout(%)	GOVERNOR LUIS J. RODRIGUEZ	ALMA MARIE WINSTON	EDMUND G. "JERRY" BROWN	JANEL HYESHA BUYCKS	ANDREW BLOUNT	RAKESH KUMAR CHRISTIAN	GLENN CHAMP	NEEL KASHKARI	TIM DONNELLY	BO' BOGDAN AMBROZEWICZ	AKINEMI AGBEDE	RICHARD WILLIAM AGUIRRE
VBM Reporting Totals	435757	89993	20.65	2440	901	70880	288	1696	151	642	3011	4009	148	498	298
District Totals - Absentee															
District Grand Totals															
12TH CONGRESSIONAL DISTRICT	385648	114107	29.59	4286	1135	89991	298	1743	181	730	3764	4395	186	543	342
13TH CONGRESSIONAL DISTRICT	0	0	0.00	0	0	0	0	0	0	0	0	0	0	0	0
14TH CONGRESSIONAL DISTRICT	50109	15292	30.52	397	88	11472	82	352	30	129	672	984	26	122	51
11TH SENATORIAL DISTRICT	435757	129399	29.70	4683	1223	101463	390	2095	211	859	4436	5379	212	665	393
17TH ASSEMBLY DISTRICT	251482	76933	30.59	3288	945	62092	183	850	122	369	1869	2221	105	340	172
19TH ASSEMBLY DISTRICT	184275	52466	28.47	1395	278	39371	197	1245	89	490	2567	3158	107	325	221
BOARD OF EQ. DISTRICT 2	435757	129399	29.70	4683	1223	101463	390	2095	211	859	4436	5379	212	665	393
SUPERVISORIAL DISTRICT 1	37767	10489	27.77	341	60	7977	34	275	17	92	328	588	20	55	45
SUPERVISORIAL DISTRICT 2	43533	11996	27.56	162	71	9024	10	246	17	100	1062	668	14	39	55
SUPERVISORIAL DISTRICT 3	33270	10359	31.14	216	161	8113	28	148	17	54	437	406	12	45	29
SUPERVISORIAL DISTRICT 4	37949	10880	28.67	273	62	7982	58	313	19	132	430	745	36	87	46
SUPERVISORIAL DISTRICT 5	47671	13086	27.45	639	107	10675	31	117	12	68	292	288	21	63	27
SUPERVISORIAL DISTRICT 6	34002	9061	26.65	299	156	7050	32	164	18	51	244	301	18	57	18
SUPERVISORIAL DISTRICT 7	42355	14311	33.79	331	89	10937	36	271	14	119	792	907	15	71	46
SUPERVISORIAL DISTRICT 8	53703	19213	35.79	788	115	16385	24	104	26	71	416	412	22	34	35
SUPERVISORIAL DISTRICT 9	38405	12013	31.28	999	167	9333	21	97	15	50	148	305	15	56	28
SUPERVISORIAL DISTRICT 10	35021	8924	25.48	286	143	7170	42	135	28	48	116	297	20	68	26
SUPERVISORIAL DISTRICT 11	32081	9059	28.24	349	92	6817	64	225	28	74	171	462	19	90	38
CITY/COUNTY OF SAN FRANCISCO	435757	129399	29.70	4683	1223	101463	390	2095	211	859	4436	5379	212	665	393
BAYVIEW/HUNTERS POINT	16695	3854	23.08	102	67	3091	21	86	11	25	48	110	8	39	12
CHINATOWN	14573	4367	29.97	87	74	3399	15	65	11	14	153	179	5	17	18
CIVIC CENTER/DOWNTOWN	24423	6808	27.88	215	130	5215	22	109	9	47	231	231	10	42	13
DIAMOND HEIGHTS	6435	2533	40.92	56	32	2241	3	16	4	14	77	81	1	5	11
EXCELSIOR (OUTER MISSION)	23621	6928	29.33	287	82	5142	43	188	24	59	140	385	15	73	35
HAIGHT ASHBURY	13174	3684	27.96	218	17	3063	5	20	2	13	64	70	1	15	5
INGLESIDE	10997	2883	25.81	80	13	2064	29	58	6	20	49	104	5	35	6
INNER SUNSET	8836	2387	27.01	106	11	1887	9	34	5	17	73	88	4	11	9
LAKE MERCED	7477	1812	24.23	44	10	1311	5	34	1	16	86	150	3	14	5
LAUREL HEIGHTS/ANZA VISTA	8629	2287	26.50	83	6	1761	1	46	2	15	106	110	3	9	6
MARINA/PACIFIC HEIGHTS	34933	9391	26.88	132	73	7056	8	186	15	86	821	528	9	24	44
MISSION	28168	7962	28.27	838	73	6107	21	65	9	22	83	162	7	42	15
NOE VALLEY	15911	5531	34.76	217	37	4745	7	21	3	19	132	115	5	10	9
NORTH BERNAL HTS	8108	3099	38.22	218	24	2569	4	10	4	6	27	51	6	5	4
NORTH EMBARCADERO	6086	2166	35.71	45	27	1716	3	31	3	16	102	88	4	11	6
PORTOLA	7972	2539	31.85	73	72	1964	5	38	5	25	55	116	5	10	12
POTRERO HILL	12285	3536	28.78	138	29	2938	3	35	9	10	72	118	10	10	5
RICHMOND	32988	9245	28.03	300	59	7008	31	252	17	79	289	510	20	53	41
SEA CLIFF/PRESIDIO HEIGHTS	7363	2366	32.13	22	9	1799	6	48	1	17	204	127	3	9	9
SOUTH BERNAL HEIGHT	8738	3004	34.38	165	26	2445	5	20	7	13	51	81	2	13	9
SOUTH OF MARKET	18800	5193	27.48	145	74	4112	18	92	10	25	173	175	10	29	8
SUNSET	37410	10737	28.70	267	60	7876	58	310	19	130	430	735	36	86	46
UPPER MARKET/EUREKA VALL	17459	6607	37.84	233	24	5737	4	36	10	20	142	117	9	7	7
VISITATION VALLEY	7291	1871	25.66	43	52	1422	16	41	8	14	13	92	3	21	7
WEST OF TWIN PEAKS	31559	11503	36.45	245	72	8894	21	213	11	93	667	707	10	38	36
WESTERN ADDITION	27878	7710	27.66	339	86	6297	18	70	5	51	151	163	18	40	15
Grand Totals	435757	129399	29.70	4683	1223	101463	390	2095	211	859	4436	5379	212	665	393

THE CITY AND COUNTY OF SAN FRANCISCO Statement of Vote  
PRIMARY ELECTION JUNE 2014

NON-PARTISAN GOVERNOR														
	Registration	Ballots Cast	Turnout(%)		ROBERT NEWMAN	CINDY L. SHEEHAN	JOE LEICHT	WRITE-IN	WRITE-IN - KAREN JILL BERNAL	WRITE-IN - JIMELLE L. WALLS	WRITE-IN - NICKOLAS WILDSTAR	Under Vote	Over Vote	
Pct 1101 - Election Day Reporting	484	35	7.23		0	0	0	0	0	0	0	1	0	0
Pct 1101 - VBM Reporting	484	106	21.90		2	1	0	1	0	0	0	2	0	0
Pct 1102 - Election Day Reporting	873	94	10.77		1	1	0	0	0	0	0	3	1	0
Pct 1102 - VBM Reporting	873	192	21.99		1	1	0	0	0	0	0	5	1	0
Pct 1103 - Election Day Reporting	827	76	9.19		1	1	0	0	0	0	0	4	0	0
Pct 1103 - VBM Reporting	827	215	26.00		2	3	0	1	0	0	0	4	2	0
Pct 1104/1105 - Election Day Rep	817	65	7.96		0	2	0	0	0	0	0	1	1	0
Pct 1104/1105 - VBM Reporting	817	155	18.97		2	3	2	1	0	0	0	2	1	0
Pct 1106 - Election Day Reporting	681	43	6.31		0	1	0	0	0	0	0	2	0	0
Pct 1106 - VBM Reporting	681	144	21.15		3	8	0	0	0	0	0	6	0	0
Pct 1107 - Election Day Reporting	661	45	6.81		1	1	0	0	0	0	0	0	0	0
Pct 1107 - VBM Reporting	661	124	18.76		0	3	0	2	0	0	0	3	0	0
Pct 1108 - Election Day Reporting	827	57	6.89		0	2	1	0	0	0	0	3	0	0
Pct 1108 - VBM Reporting	827	195	23.58		1	3	1	1	0	0	0	2	1	0
Pct 1109 - Election Day Reporting	707	49	6.93		0	1	0	0	0	0	0	0	0	0
Pct 1109 - VBM Reporting	707	164	23.20		0	3	0	0	0	0	0	11	1	0
Pct 1111 - Election Day Reporting	859	66	7.68		1	1	0	0	0	0	0	3	0	0
Pct 1111 - VBM Reporting	859	194	22.58		0	8	0	2	0	0	0	6	1	0
Pct 1112 - Election Day Reporting	638	32	5.02		0	2	0	0	0	0	0	1	0	0
Pct 1112 - VBM Reporting	638	124	19.44		0	0	0	3	0	0	0	4	0	0
Pct 1113 - Election Day Reporting	622	28	4.50		2	2	0	0	0	0	0	1	0	0
Pct 1113 - VBM Reporting	622	155	24.92		2	2	0	0	0	0	0	4	2	0
Pct 1114 - Election Day Reporting	788	62	7.87		3	1	0	0	0	0	0	2	1	0
Pct 1114 - VBM Reporting	788	161	20.43		3	1	0	1	0	0	0	2	5	0
Pct 1115 - Election Day Reporting	760	33	4.34		0	0	0	0	0	0	0	0	0	0
Pct 1115 - VBM Reporting	760	132	17.37		1	1	0	0	0	0	0	5	3	0
Pct 1116 - Election Day Reporting	781	36	4.67		1	2	0	0	0	0	0	2	0	0
Pct 1116 - VBM Reporting	781	167	21.38		0	5	0	0	0	0	0	13	0	0
Pct 1117 - Election Day Reporting	711	51	7.17		1	2	0	0	0	0	0	4	0	0
Pct 1117 - VBM Reporting	711	139	19.55		4	2	0	1	0	0	0	8	1	0
Pct 1118 - Election Day Reporting	855	55	6.43		0	3	0	1	0	0	0	2	0	0
Pct 1118 - VBM Reporting	855	178	20.82		1	3	0	2	0	0	0	6	1	0
Pct 1119 - Election Day Reporting	676	34	5.03		0	1	0	0	0	0	0	0	1	0
Pct 1119 - VBM Reporting	676	133	19.67		0	2	0	2	0	0	0	2	4	0
Pct 1121 - Election Day Reporting	597	53	8.88		0	2	0	1	0	0	0	0	0	0
Pct 1121 - VBM Reporting	597	136	22.78		0	2	0	1	0	0	0	6	0	0
Pct 1122 - Election Day Reporting	541	33	6.10		0	1	0	0	0	0	0	0	0	0
Pct 1122 - VBM Reporting	541	112	20.70		2	2	0	2	0	0	0	7	1	0
Pct 1123 - Election Day Reporting	798	32	4.01		0	1	0	0	0	0	0	1	1	0
Pct 1123 - VBM Reporting	798	106	13.53		0	0	1	0	0	0	0	6	0	0
Pct 1124 - Election Day Reporting	673	40	5.94		2	2	0	0	0	0	0	1	0	0
Pct 1124 - VBM Reporting	673	102	15.16		0	0	0	1	0	0	0	3	1	0
Pct 1125 - Election Day Reporting	846	18	2.12		0	0	0	0	0	0	0	0	0	0
Pct 1125 - VBM Reporting	846	174	20.57		0	1	0	2	0	0	0	5	3	0
Pct 1126 - Election Day Reporting	789	29	3.68		1	0	0	0	0	0	0	0	0	0
Pct 1126 - VBM Reporting	789	160	20.28		2	2	1	2	0	0	0	3	3	0
Pct 1127 - Election Day Reporting	791	69	8.72		2	2	0	1	0	0	0	2	1	0
Pct 1127 - VBM Reporting	791	164	20.73		1	5	0	1	0	0	0	6	1	0
Pct 1128 - Election Day Reporting	719	40	5.56		2	3	0	0	0	0	0	0	0	0
Pct 1128 - VBM Reporting	719	168	23.37		0	2	0	0	0	0	0	10	2	0
Pct 1129 - Election Day Reporting	791	50	6.32		0	0	0	0	0	0	0	1	0	0
Pct 1129 - VBM Reporting	791	165	20.86		1	0	0	1	0	0	0	1	4	0
Pct 1131 - Election Day Reporting	702	32	4.56		0	0	0	0	0	0	0	3	0	0
Pct 1131 - VBM Reporting	702	161	22.93		2	3	1	1	0	0	0	0	3	0
Pct 1132 - Election Day Reporting	829	61	7.36		0	2	0	1	0	0	0	2	0	0
Pct 1132 - VBM Reporting	829	191	23.04		1	2	0	0	0	0	0	4	4	0
Pct 1133 - Election Day Reporting	769	37	4.81		0	0	0	0	0	0	0	1	0	0

**THE CITY AND COUNTY OF SAN FRANCISCO Statement of Vote  
PRIMARY ELECTION JUNE 2014**

NON-PARTISAN GOVERNOR															
	Registration	Ballots Cast	Turnout (%)		ROBERT NEWMAN	CINDY L. SHEEHAN	JOE LEIGHT	WRITE-IN	WRITE-IN - KAREN JILL BERNAL	WRITE-IN - JIMELLE L. WALLS	WRITE-IN - NICKOLAS WILDSTAR	Under Vote	Over Vote		
Pct 1133 - VBM Reporting	769	191	24.84		2	1	0	0	0	0	0	7	1	0	0
Pct 1134 - Election Day Reporting	688	46	6.98		2	2	0	0	0	0	0	2	0	0	0
Pct 1134 - VBM Reporting	688	146	21.22		0	1	0	3	0	0	0	7	0	0	0
Pct 1135 - Election Day Reporting	456	27	5.92		0	1	0	0	0	0	0	1	0	0	0
Pct 1135 - VBM Reporting	456	121	26.54		0	0	2	0	0	0	0	1	2	0	0
Pct 1136 - Election Day Reporting	707	30	4.24		1	0	0	0	0	0	0	0	0	0	0
Pct 1136 - VBM Reporting	707	179	25.32		3	1	0	1	0	0	0	3	0	0	0
Pct 1141 - Election Day Reporting	859	48	5.59		1	1	0	0	0	0	0	1	2	0	0
Pct 1141 - VBM Reporting	859	204	23.75		0	1	0	0	0	0	0	3	1	0	0
Pct 1142 - Election Day Reporting	793	48	6.05		0	2	0	0	0	0	0	2	1	0	0
Pct 1142 - VBM Reporting	793	187	23.58		1	5	1	0	0	0	0	9	0	0	0
Pct 1143 - Election Day Reporting	843	76	9.02		0	1	0	0	0	0	0	0	1	0	0
Pct 1143 - VBM Reporting	843	186	22.06		2	2	0	0	0	0	0	7	1	0	0
Pct 1144 - Election Day Reporting	751	58	7.72		0	3	0	0	0	0	0	2	0	0	0
Pct 1144 - VBM Reporting	751	143	19.04		0	2	1	0	0	0	0	6	1	0	0
Pct 1145 - Election Day Reporting	805	58	7.20		0	1	0	0	0	0	0	1	0	0	0
Pct 1145 - VBM Reporting	805	209	25.47		0	6	1	0	0	0	0	2	2	0	0
Pct 1146 - Election Day Reporting	826	56	6.78		1	0	0	0	0	0	0	0	1	0	0
Pct 1146 - VBM Reporting	826	196	23.73		2	2	0	0	0	0	0	6	3	0	0
Pct 1147 - Election Day Reporting	779	72	9.24		1	5	0	0	0	0	0	4	1	0	0
Pct 1147 - VBM Reporting	779	179	22.98		2	4	0	0	0	0	0	6	3	0	0
Pct 1148 - Election Day Reporting	798	60	7.52		0	3	0	0	0	0	0	3	0	0	0
Pct 1148 - VBM Reporting	798	168	21.05		2	3	0	0	0	0	0	5	1	0	0
Pct 1149 - Election Day Reporting	812	69	8.50		0	2	0	0	0	0	0	0	1	0	0
Pct 1149 - VBM Reporting	812	164	20.20		1	1	0	0	0	0	0	3	0	0	0
Pct 1151 MB - Election Day Repo	0	0	0.00		0	0	0	0	0	0	0	0	0	0	0
Pct 1151 MB - VBM Reporting	0	0	0.00		0	0	0	0	0	0	0	0	0	0	0
Pct 1152 - Election Day Reporting	764	66	8.64		1	2	0	0	0	0	0	0	2	0	0
Pct 1152 - VBM Reporting	764	181	23.69		0	6	1	0	0	0	0	2	0	0	0
Pct 1153 - Election Day Reporting	788	65	8.25		1	4	0	0	0	0	0	0	0	0	0
Pct 1153 - VBM Reporting	788	154	19.54		0	2	0	1	0	0	0	3	1	0	0
Pct 1154 MB - Election Day Repo	0	0	0.00		0	0	0	0	0	0	0	0	0	0	0
Pct 1154 MB - VBM Reporting	0	0	0.00		0	0	0	0	0	0	0	0	0	0	0
Pct 7001 - Election Day Reporting	641	42	6.55		1	1	0	0	0	0	0	0	1	0	0
Pct 7001 - VBM Reporting	641	105	16.38		0	2	1	0	0	0	0	7	1	0	0
Pct 7002 - Election Day Reporting	820	52	6.34		1	1	0	0	0	0	0	0	2	0	0
Pct 7002 - VBM Reporting	820	167	20.37		0	5	0	0	0	0	0	5	0	0	0
Pct 7003 - Election Day Reporting	792	105	13.26		0	3	0	0	0	0	0	3	0	0	0
Pct 7003 - VBM Reporting	792	162	20.45		0	2	1	0	0	0	0	3	0	0	0
Pct 7004 - Election Day Reporting	784	81	10.33		0	1	0	0	0	0	0	1	0	0	0
Pct 7004 - VBM Reporting	784	150	19.13		1	2	0	0	0	0	0	4	0	0	0
Pct 7005 - Election Day Reporting	776	99	12.76		0	1	0	0	0	0	0	0	0	0	0
Pct 7005 - VBM Reporting	776	149	19.20		0	1	1	1	0	0	0	4	0	0	0
Pct 7006 - Election Day Reporting	825	91	11.03		0	4	0	0	0	0	0	3	1	0	0
Pct 7006 - VBM Reporting	825	152	18.42		0	1	0	1	0	0	0	6	1	0	0
Pct 7007 - Election Day Reporting	897	96	10.70		1	1	1	0	0	0	0	1	0	0	0
Pct 7007 - VBM Reporting	897	189	21.07		0	3	0	0	0	0	0	3	1	0	0
Pct 7008 - Election Day Reporting	787	122	15.50		0	2	0	0	0	0	0	3	0	0	0
Pct 7008 - VBM Reporting	787	206	26.18		1	1	2	0	0	0	0	2	2	0	0
Pct 7009 - Election Day Reporting	805	53	6.58		0	3	0	0	0	0	0	1	0	0	0
Pct 7009 - VBM Reporting	805	185	22.98		1	5	0	0	0	0	0	2	0	0	0
Pct 7011 - Election Day Reporting	876	50	5.71		1	2	0	0	0	0	0	1	0	0	0
Pct 7011 - VBM Reporting	876	117	13.36		1	4	0	0	0	0	0	3	1	0	0
Pct 7012 - Election Day Reporting	908	102	11.23		0	1	0	0	0	0	0	1	0	0	0
Pct 7012 - VBM Reporting	908	163	18.61		0	2	0	1	0	0	0	0	0	0	0
Pct 7013 - Election Day Reporting	554	44	7.94		0	1	0	0	0	0	0	1	0	0	0
Pct 7013 - VBM Reporting	554	100	18.05		2	1	1	0	0	0	0	3	0	0	0



**THE CITY AND COUNTY OF SAN FRANCISCO Statement of Vote  
PRIMARY ELECTION JUNE 2014**

NON-PARTISAN GOVERNOR															
	Registration	Ballots Cast	Turnout (%)		ROBERT NEWMAN	CINDY L. SHEEHAN	JOE LEICHT	WRITE-IN	WRITE-IN - KAREN JILL BERNAL	WRITE-IN - JIMELLE L. WALLS	WRITE-IN - NICKOLAS WILDSTAR	Under Vote	Over Vote		
Pct 7014 - Election Day Reporting	940	76	8.30		0	1	0	0	0	0	0	1	0	0	0
Pct 7014 - VBM Reporting	940	166	17.87		0	1	0	0	0	0	0	1	0	0	0
Pct 7015 MB - Election Day Repo	66	0	0.00		0	0	0	0	0	0	0	0	0	0	0
Pct 7015 MB - VBM Reporting	66	13	19.70		0	0	0	0	0	0	0	0	0	0	0
Pct 7016 - Election Day Reporting	787	40	5.08		0	1	0	0	0	0	0	1	0	0	0
Pct 7016 - VBM Reporting	787	141	17.92		0	5	0	2	0	0	0	7	3	0	0
Pct 7017 - Election Day Reporting	676	17	2.51		0	0	0	0	0	0	0	1	0	0	0
Pct 7017 - VBM Reporting	676	94	13.91		1	4	0	0	0	0	0	3	0	0	0
Pct 7018 - Election Day Reporting	840	42	5.00		0	0	0	0	0	0	0	1	0	0	0
Pct 7018 - VBM Reporting	840	242	28.81		0	3	1	1	0	0	0	8	4	0	0
Pct 7019 - Election Day Reporting	861	45	5.23		0	0	1	0	0	0	0	2	0	0	0
Pct 7019 - VBM Reporting	861	222	25.78		0	1	0	0	0	0	0	9	0	0	0
Pct 7021 - Election Day Reporting	841	56	6.90		0	1	0	2	0	0	0	4	0	0	0
Pct 7021 - VBM Reporting	841	143	17.00		0	1	0	0	0	0	0	1	2	0	0
Pct 7022 - Election Day Reporting	888	45	5.07		1	0	0	0	0	0	0	1	0	0	0
Pct 7022 - VBM Reporting	888	152	17.12		0	2	0	0	0	0	0	2	1	0	0
Pct 7023 - Election Day Reporting	823	40	4.86		1	3	0	0	0	0	0	2	0	0	0
Pct 7023 - VBM Reporting	823	166	20.41		1	2	0	2	0	0	0	3	2	0	0
Pct 7024 - Election Day Reporting	263	3	1.14		0	0	0	0	0	0	0	0	0	0	0
Pct 7024 - VBM Reporting	263	13	4.94		0	1	0	0	0	0	0	2	0	0	0
Pct 7025 - Election Day Reporting	417	18	4.32		0	1	0	0	0	0	0	0	0	0	0
Pct 7025 - VBM Reporting	417	32	7.67		0	2	0	0	0	0	0	1	0	0	0
Pct 7026 - Election Day Reporting	837	46	5.50		0	1	0	0	0	0	0	5	0	0	0
Pct 7026 - VBM Reporting	837	235	28.08		2	6	0	0	0	0	0	10	2	0	0
Pct 7027 - Election Day Reporting	775	53	6.84		1	0	0	0	0	0	0	2	1	0	0
Pct 7027 - VBM Reporting	775	147	18.97		0	1	0	0	0	0	0	3	4	0	0
Pct 7028 - Election Day Reporting	762	32	4.20		0	0	0	0	0	0	0	0	0	0	0
Pct 7028 - VBM Reporting	762	91	11.94		1	1	2	0	0	0	0	0	3	0	0
Pct 7029 - Election Day Reporting	802	27	3.37		0	0	0	0	0	0	0	0	2	0	0
Pct 7029 - VBM Reporting	802	105	13.09		0	3	1	1	0	0	0	0	4	0	0
Pct 7030 - Election Day Reporting	669	36	5.38		0	1	0	0	0	0	0	1	0	0	0
Pct 7030 - VBM Reporting	669	180	26.91		0	2	0	0	0	0	0	4	3	0	0
Pct 7031 - Election Day Reporting	358	12	3.35		0	1	0	0	0	0	0	1	0	0	0
Pct 7031 - VBM Reporting	358	121	33.80		0	1	0	0	0	0	0	10	1	0	0
Pct 7032 - Election Day Reporting	799	49	6.13		0	0	0	0	0	0	0	1	0	0	0
Pct 7032 - VBM Reporting	799	151	18.90		1	1	0	0	0	0	0	4	2	0	0
Pct 7033 - Election Day Reporting	706	47	6.66		0	1	0	0	0	0	0	1	0	0	0
Pct 7033 - VBM Reporting	706	101	14.31		1	2	0	0	0	0	0	0	1	0	0
Pct 7034 - Election Day Reporting	767	13	1.69		0	1	0	0	0	0	0	1	0	0	0
Pct 7034 - VBM Reporting	767	59	7.69		0	1	0	0	0	0	0	0	0	0	0
Pct 7035 - Election Day Reporting	311	23	7.40		0	0	0	0	0	0	0	0	0	0	0
Pct 7035 - VBM Reporting	311	41	13.18		1	0	0	0	0	0	0	1	0	0	0
Pct 7036 - Election Day Reporting	813	25	3.08		0	0	0	0	0	0	0	0	0	0	0
Pct 7036 - VBM Reporting	813	171	21.03		1	2	1	0	0	0	0	3	2	0	0
Pct 7037 - Election Day Reporting	687	15	2.18		0	0	0	0	0	0	0	1	0	0	0
Pct 7037 - VBM Reporting	687	41	5.97		0	2	0	0	0	0	0	1	0	0	0
Pct 7038 - Election Day Reporting	807	14	1.73		0	1	0	0	0	0	0	3	1	0	0
Pct 7038 - VBM Reporting	807	171	21.19		2	4	0	0	0	0	0	5	0	0	0
Pct 7039 - Election Day Reporting	705	56	8.23		0	0	0	0	0	0	0	3	1	0	0
Pct 7039 - VBM Reporting	705	141	20.00		1	4	0	0	0	0	0	5	1	0	0
Pct 7041 MB - Election Day Repo	53	0	0.00		0	0	0	0	0	0	0	0	0	0	0
Pct 7041 MB - VBM Reporting	53	14	26.42		0	0	0	0	0	0	0	2	0	0	0
Pct 7042 - Election Day Reporting	586	24	4.10		0	0	0	0	0	0	0	1	0	0	0
Pct 7042 - VBM Reporting	586	130	22.18		0	5	0	0	0	0	0	2	2	0	0
Pct 7043 - Election Day Reporting	765	23	3.01		0	0	0	0	0	0	0	2	0	0	0
Pct 7043 - VBM Reporting	765	152	19.87		1	0	2	0	0	0	0	3	3	0	0
Pct 7044 - Election Day Reporting	754	27	3.58		0	3	0	0	0	0	0	1	0	0	0

**THE CITY AND COUNTY OF SAN FRANCISCO Statement of Vote  
PRIMARY ELECTION JUNE 2014**

NON-PARTISAN GOVERNOR															
	Registration	Ballots Cast	Turnout (%)		ROBERT NEWMAN	CINDY L. SHEEHAN	JOE LEICHT	WRITE-IN	WRITE-IN - KAREN JILL BERNAL	WRITE-IN - JIMELLE L. WALLS	WRITE-IN - NICKOLAS WILDSTAR	Under Vote	Over Vote		
Pct 7044 - VBM Reporting	754	61	8.09		0	2	0	0	0	0	0	1	0	0	0
Pct 7045 - Election Day Reporting	692	42	6.07		2	1	0	0	0	0	0	4	0	0	0
Pct 7045 - VBM Reporting	692	181	26.16		2	5	0	0	0	0	0	9	1	0	0
Pct 7046 - Election Day Reporting	389	25	6.43		0	0	1	0	0	0	0	0	0	0	0
Pct 7046 - VBM Reporting	389	95	24.42		1	1	0	0	0	0	0	1	1	0	0
Pct 7047 - Election Day Reporting	744	45	6.05		0	1	0	0	0	0	0	3	3	0	0
Pct 7047 - VBM Reporting	744	199	26.75		1	2	2	1	0	0	0	7	1	0	0
Pct 7048 - Election Day Reporting	725	40	5.52		2	0	0	0	0	0	0	2	0	0	0
Pct 7048 - VBM Reporting	725	129	17.79		1	2	0	1	0	0	0	2	0	0	0
Pct 7049 - Election Day Reporting	724	37	5.11		0	0	0	0	0	0	0	1	1	0	0
Pct 7049 - VBM Reporting	724	156	21.55		3	6	0	2	0	0	0	9	0	0	0
Pct 7051 - Election Day Reporting	771	29	3.76		0	1	0	0	0	0	0	1	0	0	0
Pct 7051 - VBM Reporting	771	199	25.81		0	5	0	0	0	0	0	4	0	0	0
Pct 7052 - Election Day Reporting	749	47	6.28		0	0	0	0	0	0	0	2	0	0	0
Pct 7052 - VBM Reporting	749	156	20.83		1	1	2	0	0	0	0	10	3	0	0
Pct 7053 - Election Day Reporting	400	13	3.25		0	2	0	0	0	0	0	0	0	0	0
Pct 7053 - VBM Reporting	400	117	29.25		0	0	0	0	0	0	0	1	0	0	0
Pct 7054 - Election Day Reporting	770	39	5.06		0	1	0	0	0	0	0	0	2	0	0
Pct 7054 - VBM Reporting	770	119	15.45		0	2	0	0	0	0	0	6	2	0	0
Pct 7101 MB - Election Day Repo	118	2	1.69		0	0	0	0	0	0	0	0	0	0	0
Pct 7101 MB - VBM Reporting	118	28	23.73		0	0	0	0	0	0	0	0	1	0	0
Pct 7201 - Election Day Reporting	823	69	8.38		0	1	0	0	0	0	0	1	0	0	0
Pct 7201 - VBM Reporting	823	169	20.53		2	0	0	0	0	0	0	4	2	0	0
Pct 7202 - Election Day Reporting	773	76	9.83		0	1	0	0	0	0	0	1	0	0	0
Pct 7202 - VBM Reporting	773	178	23.03		0	1	1	0	0	0	0	5	0	0	0
Pct 7203 - Election Day Reporting	779	65	8.34		1	1	0	0	0	0	0	0	1	0	0
Pct 7203 - VBM Reporting	779	122	15.66		0	2	0	1	0	0	0	1	0	0	0
Pct 7204 - Election Day Reporting	806	64	7.94		0	0	0	0	0	0	0	4	0	0	0
Pct 7204 - VBM Reporting	806	206	25.56		0	3	0	1	0	0	0	5	1	0	0
Pct 7205 - Election Day Reporting	814	81	9.95		0	2	0	0	0	0	0	2	0	0	0
Pct 7205 - VBM Reporting	814	228	28.01		1	2	1	0	0	0	0	6	0	0	0
Pct 7206 - Election Day Reporting	338	33	9.76		0	1	0	0	0	0	0	1	0	0	0
Pct 7206 - VBM Reporting	338	51	15.09		0	0	0	0	0	0	0	3	0	0	0
Pct 7207 - Election Day Reporting	546	32	5.86		0	2	1	0	0	0	0	0	1	0	0
Pct 7207 - VBM Reporting	546	102	18.68		1	0	1	0	0	0	0	2	0	0	0
Pct 7208 - Election Day Reporting	525	33	6.29		0	0	0	0	0	0	0	1	0	0	0
Pct 7208 - VBM Reporting	525	133	25.33		2	0	0	-1	0	0	0	4	1	0	0
Pct 7209 - Election Day Reporting	476	38	7.56		0	1	0	0	0	0	0	1	0	0	0
Pct 7209 - VBM Reporting	476	186	39.08		0	1	0	0	0	0	0	4	2	0	0
Pct 7301 - Election Day Reporting	838	63	7.52		1	0	0	0	0	0	0	4	0	0	0
Pct 7301 - VBM Reporting	838	178	21.24		0	2	0	1	0	0	0	8	0	0	0
Pct 7302 - Election Day Reporting	722	77	10.66		0	0	0	0	0	0	0	7	1	0	0
Pct 7302 - VBM Reporting	722	263	36.43		2	3	1	0	0	0	0	6	1	0	0
Pct 7303 - Election Day Reporting	839	86	10.25		1	2	0	0	0	0	0	3	1	0	0
Pct 7303 - VBM Reporting	839	168	20.14		2	1	1	0	0	0	0	3	1	0	0
Pct 7304 - Election Day Reporting	856	91	10.63		0	1	0	0	0	0	0	4	0	0	0
Pct 7304 - VBM Reporting	856	187	21.85		1	4	0	1	0	0	0	5	0	0	0
Pct 7305 - Election Day Reporting	782	98	12.53		0	2	0	0	0	0	0	1	0	0	0
Pct 7305 - VBM Reporting	782	199	25.45		0	2	0	0	0	0	0	4	0	0	0
Pct 7306 - Election Day Reporting	880	75	8.52		0	2	0	1	0	0	0	5	0	0	0
Pct 7306 - VBM Reporting	880	178	20.23		1	8	0	0	0	0	0	3	0	0	0
Pct 7307 - Election Day Reporting	673	65	9.66		0	2	0	0	0	0	0	1	0	0	0
Pct 7307 - VBM Reporting	673	151	22.44		2	0	0	0	0	0	0	0	1	0	0
Pct 7308 - Election Day Reporting	533	59	11.07		0	0	0	0	0	0	0	6	0	0	0
Pct 7308 - VBM Reporting	533	158	29.64		1	4	0	0	0	0	0	2	0	0	0
Pct 7309 - Election Day Reporting	738	70	9.49		0	1	0	0	0	0	0	2	0	0	0
Pct 7309 - VBM Reporting	738	99	13.41		1	3	1	0	0	0	0	0	0	0	0

**THE CITY AND COUNTY OF SAN FRANCISCO Statement of Vote  
PRIMARY ELECTION JUNE 2014**

NON-PARTISAN GOVERNOR																
	Registration	Ballots Cast	Turnout (%)		ROBERT NEWMAN	CINDY L. SHEEHAN	JOE LEICHT	WRITE-IN	WRITE-IN - KAREN JILL BERNAL	WRITE-IN - JIMELLE L. WALLS	WRITE-IN - NICKOLAS WILDSTAR	Under Vote	Over Vote			
Pct 7311 - Election Day Reporting	795	66	8.30		1	1	0	0	0	0	0	1	0	0	0	0
Pct 7311 - VBM Reporting	795	151	18.99		0	1	0	0	0	0	0	2	1	0	0	0
Pct 7312 - Election Day Reporting	809	74	9.15		0	3	0	0	0	0	0	2	0	0	0	0
Pct 7312 - VBM Reporting	809	242	29.91		0	3	1	0	0	0	0	6	0	0	0	0
Pct 7313 - Election Day Reporting	768	72	9.38		0	3	0	0	0	0	0	1	0	0	0	0
Pct 7313 - VBM Reporting	768	187	24.35		1	3	0	1	0	0	0	13	0	0	0	0
Pct 7314 - Election Day Reporting	614	43	7.00		2	3	0	0	0	0	0	2	0	0	0	0
Pct 7314 - VBM Reporting	614	142	23.13		2	3	0	0	0	0	0	9	1	0	0	0
Pct 7315 - Election Day Reporting	629	55	8.74		0	1	0	0	0	0	0	4	0	0	0	0
Pct 7315 - VBM Reporting	629	110	17.49		0	0	1	0	0	0	0	2	2	0	0	0
Pct 7316 - Election Day Reporting	721	54	7.49		0	2	1	0	0	0	0	3	0	0	0	0
Pct 7316 - VBM Reporting	721	180	22.19		1	3	0	0	0	0	0	7	1	0	0	0
Pct 7317 - Election Day Reporting	823	80	9.72		1	1	0	0	0	0	0	0	0	0	0	0
Pct 7317 - VBM Reporting	823	242	29.40		1	4	0	0	0	0	0	8	3	0	0	0
Pct 7318 - Election Day Reporting	653	61	9.34		0	2	0	0	0	0	0	3	0	0	0	0
Pct 7318 - VBM Reporting	653	162	24.81		4	2	0	0	0	0	0	8	1	0	0	0
Pct 7319 - Election Day Reporting	856	50	5.84		0	2	0	0	0	0	0	2	1	0	0	0
Pct 7319 - VBM Reporting	856	157	18.34		2	3	0	1	0	0	0	10	3	0	0	0
Pct 7321 - Election Day Reporting	580	46	7.93		0	1	0	0	0	0	0	4	0	0	0	0
Pct 7321 - VBM Reporting	580	131	22.59		1	1	0	0	0	0	0	9	1	0	0	0
Pct 7322 - Election Day Reporting	743	34	4.58		0	0	0	0	0	0	0	2	0	0	0	0
Pct 7322 - VBM Reporting	743	224	30.15		5	6	0	0	0	0	0	17	1	0	0	0
Pct 7323 - Election Day Reporting	664	71	10.69		0	1	0	0	0	0	0	4	0	0	0	0
Pct 7323 - VBM Reporting	664	121	18.22		0	1	0	0	0	0	0	1	0	0	0	0
Pct 7324 - Election Day Reporting	656	46	7.01		2	0	0	0	0	0	0	1	0	0	0	0
Pct 7324 - VBM Reporting	656	120	18.29		0	2	0	0	0	0	0	10	0	0	0	0
Pct 7325 - Election Day Reporting	774	69	8.91		0	1	0	0	0	0	0	4	0	0	0	0
Pct 7325 - VBM Reporting	774	134	17.31		0	3	0	0	0	0	0	11	3	0	0	0
Pct 7326 - Election Day Reporting	736	63	8.56		0	4	0	0	0	0	0	2	0	0	0	0
Pct 7326 - VBM Reporting	736	157	21.33		0	2	0	0	0	0	0	7	2	0	0	0
Pct 7327 - Election Day Reporting	546	33	6.04		0	0	0	0	0	0	0	7	0	0	0	0
Pct 7327 - VBM Reporting	546	156	28.57		0	1	1	0	0	0	0	12	1	0	0	0
Pct 7328 - Election Day Reporting	730	36	4.93		0	0	0	0	0	0	0	9	0	0	0	0
Pct 7328 - VBM Reporting	730	230	31.51		1	3	0	0	0	0	0	12	5	0	0	0
Pct 7329 - Election Day Reporting	418	31	7.42		0	0	0	0	0	0	0	1	0	0	0	0
Pct 7329 - VBM Reporting	418	125	29.90		0	1	0	0	0	0	0	4	1	0	0	0
Pct 7331 - Election Day Reporting	798	115	14.41		0	0	0	0	0	0	0	3	0	0	0	0
Pct 7331 - VBM Reporting	798	296	37.09		0	2	1	0	0	0	0	6	0	0	0	0
Pct 7332 - Election Day Reporting	710	64	9.01		0	3	0	0	0	0	0	3	0	0	0	0
Pct 7332 - VBM Reporting	710	117	16.48		0	1	0	0	0	0	0	2	1	0	0	0
Pct 7333 - Election Day Reporting	845	75	8.88		3	2	1	0	0	0	0	1	0	0	0	0
Pct 7333 - VBM Reporting	845	185	19.53		0	0	0	0	0	0	0	8	1	0	0	0
Pct 7334 - Election Day Reporting	797	68	8.53		0	1	0	0	0	0	0	0	0	0	0	0
Pct 7334 - VBM Reporting	797	150	18.82		4	3	0	1	0	0	0	7	0	0	0	0
Pct 7335 - Election Day Reporting	821	69	8.40		0	0	0	0	0	0	0	2	0	0	0	0
Pct 7335 - VBM Reporting	821	186	22.66		0	1	1	0	0	0	0	2	1	0	0	0
Pct 7336 - Election Day Reporting	818	66	8.31		0	2	0	0	0	0	0	3	0	0	0	0
Pct 7336 - VBM Reporting	818	201	24.57		1	0	0	3	0	0	0	4	0	0	0	0
Pct 7337 - Election Day Reporting	745	59	7.92		1	0	0	0	0	0	0	2	0	0	0	0
Pct 7337 - VBM Reporting	745	200	26.85		1	1	1	0	0	0	0	5	0	0	0	0
Pct 7338 - Election Day Reporting	797	40	5.02		1	0	1	0	0	0	0	2	0	0	0	0
Pct 7338 - VBM Reporting	797	255	31.99		5	5	0	0	0	0	0	14	3	0	0	0
Pct 7339 - Election Day Reporting	531	52	9.79		1	3	0	0	0	0	0	0	0	0	0	0
Pct 7339 - VBM Reporting	531	116	22.22		1	0	1	0	0	0	0	3	4	0	0	0
Pct 7341 - Election Day Reporting	721	64	8.88		0	3	0	0	0	0	0	4	0	0	0	0
Pct 7341 - VBM Reporting	721	136	19.14		1	1	0	1	0	0	0	2	1	0	0	0
Pct 7342 - Election Day Reporting	819	113	13.80		0	4	0	0	0	0	0	2	1	0	0	0

**THE CITY AND COUNTY OF SAN FRANCISCO Statement of Vote  
PRIMARY ELECTION JUNE 2014**

NON-PARTISAN GOVERNOR															
	Registration	Ballots Cast	Turnout(%)		ROBERT NEWMAN	CINDY L. SHEEHAN	JOE LEICHT	WRITE-IN	WRITE-IN - KAREN JILL BERNAL	WRITE-IN - JIMELLE L. WALLS	WRITE-IN - NICKOLAS WILDSTAR	Under Vote	Over Vote		
Pct 7342 - VBM Reporting	819	133	16.48		0	9	0	0	0	0	0	3	1	0	0
Pct 7343 - Election Day Reporting	588	68	11.56		1	1	0	0	0	0	0	1	0	0	0
Pct 7343 - VBM Reporting	588	83	14.12		1	2	0	0	0	0	0	2	1	0	0
Pct 7344 - Election Day Reporting	941	89	9.46		1	2	0	0	0	0	0	4	1	0	0
Pct 7344 - VBM Reporting	941	178	19.02		0	3	0	0	0	0	0	3	0	0	0
Pct 7345 - Election Day Reporting	847	61	7.20		0	0	0	0	0	0	0	1	0	0	0
Pct 7345 - VBM Reporting	847	127	14.99		0	0	0	0	0	0	0	2	0	0	0
Pct 7346 - Election Day Reporting	759	77	10.14		0	3	0	0	0	0	0	0	1	0	0
Pct 7346 - VBM Reporting	759	103	13.57		0	5	0	0	0	0	0	4	0	0	0
Pct 7347 - Election Day Reporting	830	60	7.23		0	1	0	0	0	0	0	3	2	0	0
Pct 7347 - VBM Reporting	830	128	15.54		3	2	0	0	0	0	0	1	0	0	0
Pct 7348 - Election Day Reporting	754	68	9.02		0	3	0	0	0	0	0	0	0	0	0
Pct 7348 - VBM Reporting	754	134	17.77		1	2	0	0	0	0	0	6	2	0	0
Pct 7349 - Election Day Reporting	773	76	9.83		1	2	0	0	0	0	0	3	2	0	0
Pct 7349 - VBM Reporting	773	158	20.18		1	4	0	0	0	0	0	6	0	0	0
Pct 7501 - Election Day Reporting	486	58	11.93		0	0	0	0	0	0	0	2	0	0	0
Pct 7501 - VBM Reporting	486	75	15.43		0	0	0	0	0	0	0	2	0	0	0
Pct 7502 - Election Day Reporting	661	46	6.96		0	0	0	0	0	0	0	2	0	0	0
Pct 7502 - VBM Reporting	661	127	19.21		1	1	0	1	0	0	0	5	0	0	0
Pct 7503 - Election Day Reporting	687	53	7.71		1	0	0	0	0	0	0	2	0	0	0
Pct 7503 - VBM Reporting	687	135	19.65		2	3	0	0	0	0	0	1	2	0	0
Pct 7504 - Election Day Reporting	425	32	7.53		0	0	0	1	0	0	0	0	0	0	0
Pct 7504 - VBM Reporting	425	101	23.76		1	0	0	0	0	0	0	5	3	0	0
Pct 7505 - Election Day Reporting	798	91	11.40		0	1	0	0	0	0	0	2	0	0	0
Pct 7505 - VBM Reporting	798	314	39.35		1	3	0	0	0	0	0	6	6	0	0
Pct 7506 - Election Day Reporting	736	42	5.71		0	1	0	0	0	0	0	0	0	0	0
Pct 7506 - VBM Reporting	736	127	17.26		1	2	0	0	0	0	0	4	0	0	0
Pct 7507 - Election Day Reporting	866	64	7.39		0	5	0	0	0	0	0	1	0	0	0
Pct 7507 - VBM Reporting	866	173	19.98		2	9	0	0	0	0	0	3	2	0	0
Pct 7508 - Election Day Reporting	656	76	11.59		1	2	0	0	0	0	0	2	0	0	0
Pct 7508 - VBM Reporting	656	220	33.54		1	0	0	0	0	0	0	8	1	0	0
Pct 7509/7511 - Election Day Rep	853	86	10.08		2	0	0	0	0	0	0	2	1	0	0
Pct 7509/7511 - VBM Reporting	853	207	24.27		0	4	0	1	0	0	0	6	2	0	0
Pct 7512 - Election Day Reporting	570	44	7.72		0	1	0	0	0	0	0	0	0	0	0
Pct 7512 - VBM Reporting	570	119	20.88		2	2	0	0	0	0	0	4	5	0	0
Pct 7513 - Election Day Reporting	699	72	10.30		0	1	0	0	0	0	0	3	1	0	0
Pct 7513 - VBM Reporting	699	100	14.31		1	0	0	0	0	0	0	3	4	0	0
Pct 7514 - Election Day Reporting	811	28	3.45		1	0	0	0	0	0	0	0	3	0	0
Pct 7514 - VBM Reporting	811	165	20.35		2	5	0	0	0	0	0	2	1	0	0
Pct 7515 - Election Day Reporting	774	68	8.79		0	1	0	0	0	0	0	0	1	0	0
Pct 7515 - VBM Reporting	774	174	22.48		0	4	0	0	0	0	0	6	2	0	0
Pct 7516 - Election Day Reporting	744	86	11.56		0	3	0	0	0	0	0	1	0	0	0
Pct 7516 - VBM Reporting	744	221	29.70		2	6	2	0	0	0	0	2	2	0	0
Pct 7517 - Election Day Reporting	822	86	10.46		0	2	0	0	0	0	0	1	0	0	0
Pct 7517 - VBM Reporting	822	123	14.96		1	0	0	0	0	0	0	3	1	0	0
Pct 7518 - Election Day Reporting	795	102	12.83		0	3	0	0	0	0	0	3	0	0	0
Pct 7518 - VBM Reporting	795	131	16.48		1	1	0	0	0	0	0	1	0	0	0
Pct 7519 - Election Day Reporting	693	60	8.66		0	2	0	0	0	0	0	0	0	0	0
Pct 7519 - VBM Reporting	693	91	13.13		0	3	0	0	0	0	0	0	0	0	0
Pct 7521 - Election Day Reporting	728	68	9.34		0	3	0	0	0	0	0	1	0	0	0
Pct 7521 - VBM Reporting	728	112	15.38		1	4	0	1	0	0	0	0	0	0	0
Pct 7522 - Election Day Reporting	771	68	8.85		0	1	0	0	0	0	0	1	0	0	0
Pct 7522 - VBM Reporting	771	103	13.36		1	5	1	0	0	0	0	1	0	0	0
Pct 7523 - Election Day Reporting	696	93	13.36		0	2	0	1	0	0	0	0	0	0	0
Pct 7523 - VBM Reporting	696	95	13.65		0	4	0	0	0	0	0	2	0	0	0
Pct 7524 - Election Day Reporting	580	57	9.83		0	2	0	0	0	0	0	3	1	0	0
Pct 7524 - VBM Reporting	580	80	13.79		1	0	0	0	0	0	0	3	0	0	0

**THE CITY AND COUNTY OF SAN FRANCISCO Statement of Vote  
PRIMARY ELECTION JUNE 2014**

NON-PARTISAN GOVERNOR															
	Registration	Ballots Cast	Turnout (%)		ROBERT NEWMAN	CINDY L. SHEEHAN	JOE LEIGHT	WRITE-IN	WRITE-IN - KAREN JILL BERNAL	WRITE-IN - JIMELLE L. WALLS	WRITE-IN - NICKOLAS WILDSTAR	Under Vote	Over Vote		
Pct 7525 - Election Day Reporting	780	59	7.58		0	2	0	0	0	0	0	0	0	0	0
Pct 7525 - VBM Reporting	780	120	15.38		0	4	0	1	0	0	0	0	1	0	0
Pct 7526 - Election Day Reporting	789	69	8.75		0	5	0	0	0	0	0	0	0	0	0
Pct 7526 - VBM Reporting	789	135	17.11		1	5	0	0	0	0	0	2	0	0	0
Pct 7527/7528 - Election Day Rep	679	80	11.78		0	1	0	0	0	0	0	2	0	0	0
Pct 7527/7528 - VBM Reporting	679	131	19.29		1	0	1	0	0	0	0	3	4	0	0
Pct 7529 - Election Day Reporting	812	84	10.34		0	3	0	0	0	0	0	3	1	0	0
Pct 7529 - VBM Reporting	812	115	14.16		0	3	0	0	0	0	0	1	1	0	0
Pct 7531 - Election Day Reporting	805	66	8.20		1	2	0	0	0	0	0	0	0	0	0
Pct 7531 - VBM Reporting	805	91	11.30		0	1	0	0	0	0	0	4	0	0	0
Pct 7532 - Election Day Reporting	639	65	10.17		1	1	1	0	0	0	0	6	0	0	0
Pct 7532 - VBM Reporting	639	98	15.34		2	3	3	0	0	0	0	6	0	0	0
Pct 7533 - Election Day Reporting	810	104	12.84		0	5	0	1	0	0	0	4	0	0	0
Pct 7533 - VBM Reporting	810	97	11.98		0	4	0	0	0	0	0	2	0	0	0
Pct 7534 - Election Day Reporting	762	86	11.29		0	5	0	0	0	0	0	1	0	0	0
Pct 7534 - VBM Reporting	762	90	11.81		0	2	0	0	0	0	0	4	0	0	0
Pct 7535 - Election Day Reporting	671	102	15.20		1	2	0	0	0	0	0	3	0	0	0
Pct 7535 - VBM Reporting	671	90	13.41		0	3	0	0	0	0	0	0	1	0	0
Pct 7536 - Election Day Reporting	749	91	12.15		1	3	0	0	0	0	0	4	0	0	0
Pct 7536 - VBM Reporting	749	136	18.16		0	2	0	0	0	0	0	2	0	0	0
Pct 7537 - Election Day Reporting	666	76	11.41		0	3	0	0	0	0	0	0	0	0	0
Pct 7537 - VBM Reporting	666	108	16.22		1	2	0	0	0	0	0	0	2	0	0
Pct 7538 - Election Day Reporting	728	96	13.19		0	4	0	1	0	0	0	4	0	0	0
Pct 7538 - VBM Reporting	728	115	15.80		0	1	0	0	0	0	0	2	1	0	0
Pct 7539 - Election Day Reporting	868	120	13.82		0	5	0	0	0	0	0	2	0	0	0
Pct 7539 - VBM Reporting	868	118	13.59		2	2	0	0	0	0	0	1	0	0	0
Pct 7541 - Election Day Reporting	732	75	10.79		1	3	0	0	0	0	0	0	0	0	0
Pct 7541 - VBM Reporting	732	119	16.26		0	3	0	0	0	0	0	2	1	0	0
Pct 7542 - Election Day Reporting	780	83	10.64		0	4	1	0	0	0	0	2	1	0	0
Pct 7542 - VBM Reporting	780	118	15.13		1	4	0	0	0	0	0	2	0	0	0
Pct 7543 - Election Day Reporting	845	69	8.17		0	2	0	0	0	0	0	1	0	0	0
Pct 7543 - VBM Reporting	845	175	20.71		0	0	0	0	0	0	0	5	0	0	0
Pct 7544 - Election Day Reporting	801	85	10.61		1	0	0	0	0	0	0	2	0	0	0
Pct 7544 - VBM Reporting	801	138	17.23		0	5	0	0	0	0	0	4	0	0	0
Pct 7545 - Election Day Reporting	779	82	10.53		0	3	0	0	0	0	0	1	0	0	0
Pct 7545 - VBM Reporting	779	143	18.36		0	0	1	0	0	0	0	4	0	0	0
Pct 7546 - Election Day Reporting	836	95	11.84		1	2	0	0	0	0	0	3	0	0	0
Pct 7546 - VBM Reporting	836	141	16.87		0	6	0	1	0	0	0	0	1	0	0
Pct 7547 - Election Day Reporting	885	83	9.38		1	3	0	0	0	0	0	2	0	0	0
Pct 7547 - VBM Reporting	885	123	13.90		0	10	0	0	0	0	0	1	0	0	0
Pct 7548 - Election Day Reporting	919	72	7.83		0	1	0	0	0	0	0	0	0	0	0
Pct 7548 - VBM Reporting	919	168	18.28		1	1	0	0	0	0	0	4	0	0	0
Pct 7549 - Election Day Reporting	734	80	10.90		1	2	0	0	0	0	0	2	0	0	0
Pct 7549 - VBM Reporting	734	131	17.85		0	4	0	0	0	0	0	1	0	0	0
Pct 7551 - Election Day Reporting	629	91	14.47		0	5	1	2	0	0	0	3	0	0	0
Pct 7551 - VBM Reporting	629	98	15.74		1	0	0	1	0	0	0	3	0	0	0
Pct 7552 - Election Day Reporting	659	88	13.35		0	1	0	0	0	0	0	2	0	0	0
Pct 7552 - VBM Reporting	659	120	18.21		0	3	0	0	0	0	0	2	0	0	0
Pct 7553 MB - Election Day Repo	154	3	1.95		0	0	0	0	0	0	0	1	0	0	0
Pct 7553 MB - VBM Reporting	154	54	35.06		0	1	0	0	0	0	0	0	0	0	0
Pct 7554 - Election Day Reporting	753	85	11.29		0	1	0	0	0	0	0	1	0	0	0
Pct 7554 - VBM Reporting	753	167	22.18		0	0	0	0	0	0	0	6	0	0	0
Pct 7555 - Election Day Reporting	834	113	13.55		0	5	0	0	0	0	0	0	0	0	0
Pct 7555 - VBM Reporting	834	173	20.74		0	0	0	0	0	0	0	6	0	0	0
Pct 7556/7557 - Election Day Rep	919	113	12.30		0	3	0	0	0	0	0	1	0	0	0
Pct 7556/7557 - VBM Reporting	919	207	22.52		0	4	0	1	0	0	0	6	0	0	0
Pct 7601 - Election Day Reporting	803	54	6.72		0	2	0	0	0	0	0	1	0	0	0

**THE CITY AND COUNTY OF SAN FRANCISCO Statement of Vote  
PRIMARY ELECTION JUNE 2014**

NON-PARTISAN GOVERNOR															
	Registration	Ballots Cast	Turnout (%)		ROBERT NEWMAN	CINDY L. SHEEHAN	JOE LEICHT	WRITE-IN	WRITE-IN - KAREN JILL BERNAL	WRITE-IN - JIMELLE L. WALLS	WRITE-IN - NICKOLAS WILDSTAR	Under Vote	Over Vote		
Pct 7601 - VBM Reporting	803	100	12.45		1	4	0	1	0	0	0	1	4	0	0
Pct 7602 - Election Day Reporting	794	60	7.56		1	3	0	0	0	0	0	0	0	0	0
Pct 7602 - VBM Reporting	794	115	14.48		1	1	0	1	0	0	0	1	2	0	0
Pct 7603 - Election Day Reporting	713	70	9.82		0	2	0	0	0	0	0	2	1	0	0
Pct 7603 - VBM Reporting	713	112	15.71		1	1	0	0	0	0	0	0	0	0	0
Pct 7604 - Election Day Reporting	715	68	9.51		0	2	0	0	0	0	0	2	1	0	0
Pct 7604 - VBM Reporting	715	117	16.36		0	2	1	0	0	0	0	4	1	0	0
Pct 7605 - Election Day Reporting	696	54	7.76		0	1	1	0	0	0	0	2	4	0	0
Pct 7605 - VBM Reporting	696	128	18.39		1	4	0	0	0	0	0	6	9	0	0
Pct 7606 - Election Day Reporting	770	57	7.40		1	2	0	0	0	0	0	1	0	0	0
Pct 7606 - VBM Reporting	770	109	14.16		3	4	1	0	0	0	0	4	0	0	0
Pct 7607 - Election Day Reporting	836	57	6.82		0	1	0	0	0	0	0	1	1	0	0
Pct 7607 - VBM Reporting	836	145	17.34		3	3	1	1	0	0	0	4	2	0	0
Pct 7608 - Election Day Reporting	435	37	8.51		0	0	0	0	0	0	0	3	0	0	0
Pct 7608 - VBM Reporting	435	83	19.08		2	2	0	0	0	0	0	5	0	0	0
Pct 7609 - Election Day Reporting	839	57	6.79		0	0	0	0	0	0	0	1	1	0	0
Pct 7609 - VBM Reporting	839	208	24.91		1	3	0	1	0	0	0	8	5	0	0
Pct 7611 - Election Day Reporting	805	62	7.70		0	4	1	1	0	0	0	2	4	0	0
Pct 7611 - VBM Reporting	805	146	18.14		1	6	1	0	0	0	0	10	3	0	0
Pct 7612 - Election Day Reporting	598	50	8.36		1	1	0	0	0	0	0	4	0	0	0
Pct 7612 - VBM Reporting	598	140	23.41		2	1	0	1	0	0	0	9	0	0	0
Pct 7613 - Election Day Reporting	837	90	10.75		1	6	0	0	0	0	0	2	1	0	0
Pct 7613 - VBM Reporting	837	151	18.04		0	9	1	0	0	0	0	3	3	0	0
Pct 7614 - Election Day Reporting	895	50	5.59		0	1	0	0	0	0	0	1	0	0	0
Pct 7614 - VBM Reporting	895	144	16.09		1	10	0	0	0	0	0	2	4	0	0
Pct 7615 - Election Day Reporting	875	49	5.60		1	1	0	0	0	0	0	3	2	0	0
Pct 7615 - VBM Reporting	875	139	15.89		3	2	0	0	0	0	0	5	2	0	0
Pct 7616 - Election Day Reporting	461	35	7.59		0	1	0	0	0	0	0	0	0	0	0
Pct 7616 - VBM Reporting	461	89	19.31		0	3	0	0	0	0	0	3	0	0	0
Pct 7617 - Election Day Reporting	720	59	7.64		0	1	0	0	0	0	0	2	5	0	0
Pct 7617 - VBM Reporting	720	150	20.83		2	6	1	0	0	0	0	3	5	0	0
Pct 7618 - Election Day Reporting	789	64	8.11		1	2	0	1	0	0	0	1	1	0	0
Pct 7618 - VBM Reporting	789	173	21.93		3	3	0	0	0	0	0	0	2	0	0
Pct 7619 - Election Day Reporting	983	68	6.92		0	2	0	0	0	0	0	4	0	0	0
Pct 7619 - VBM Reporting	983	186	18.92		2	2	2	0	0	0	0	4	1	0	0
Pct 7621 - Election Day Reporting	864	53	6.13		1	2	0	0	0	0	0	1	0	0	0
Pct 7621 - VBM Reporting	864	160	18.52		0	4	0	0	0	0	0	0	0	0	0
Pct 7622 - Election Day Reporting	881	46	5.22		2	1	0	0	0	0	0	1	2	0	0
Pct 7622 - VBM Reporting	881	133	15.10		1	5	0	1	0	0	0	0	3	0	0
Pct 7623 - Election Day Reporting	766	25	3.26		0	0	0	0	0	0	0	1	0	0	0
Pct 7623 - VBM Reporting	766	116	15.14		2	3	0	0	0	0	0	2	1	0	0
Pct 7624 - Election Day Reporting	890	69	7.76		1	2	0	0	0	0	0	2	5	0	0
Pct 7624 - VBM Reporting	890	131	14.72		3	3	0	0	0	0	0	2	5	0	0
Pct 7625 - Election Day Reporting	842	67	7.96		0	0	0	0	0	0	0	1	1	0	0
Pct 7625 - VBM Reporting	842	346	41.09		11	1	0	0	0	0	0	16	7	0	0
Pct 7626 - Election Day Reporting	898	56	6.24		0	0	1	0	0	0	0	0	0	0	0
Pct 7626 - VBM Reporting	898	183	20.38		0	3	0	0	0	0	0	2	0	0	0
Pct 7627 - Election Day Reporting	944	48	5.08		1	0	0	0	0	0	0	1	0	0	0
Pct 7627 - VBM Reporting	944	189	20.02		1	3	1	1	0	0	0	4	0	0	0
Pct 7628 - Election Day Reporting	864	68	7.87		3	2	0	1	0	0	0	1	0	0	0
Pct 7628 - VBM Reporting	864	141	16.32		1	8	0	0	0	0	0	10	1	0	0
Pct 7629 - Election Day Reporting	711	33	4.64		0	2	0	0	0	0	0	2	0	0	0
Pct 7629 - VBM Reporting	711	110	15.47		2	2	0	0	0	0	0	3	1	0	0
Pct 7631 - Election Day Reporting	761	46	6.04		0	2	0	0	0	0	0	0	1	0	0
Pct 7631 - VBM Reporting	761	156	20.50		1	2	0	0	0	0	0	3	1	0	0
Pct 7632 - Election Day Reporting	646	33	5.11		1	1	0	0	0	0	0	0	0	0	0
Pct 7632 - VBM Reporting	646	117	18.11		1	3	0	0	0	0	0	3	2	0	0

**THE CITY AND COUNTY OF SAN FRANCISCO Statement of Vote  
PRIMARY ELECTION JUNE 2014**

NON-PARTISAN GOVERNOR															
	Registration	Ballots Cast	Turnout (%)		ROBERT NEWMAN	CINDY L. SHEEHAN	JOE LEICHT	WRITE-IN	WRITE-IN - KAREN JILL BERNAL	WRITE-IN - JIMELLE L. WALLS	WRITE-IN - NICKOLAS WILDSTAR	Under Vote	Over Vote		
Pct 7633 - Election Day Reporting	627	44	7.02		0	0	0	1	0	0	0	2	0	0	0
Pct 7633 - VBM Reporting	627	189	30.14		0	0	0	0	0	0	0	8	0	0	0
Pct 7634 - Election Day Reporting	854	56	6.56		0	2	0	0	0	0	0	2	3	0	0
Pct 7634 - VBM Reporting	854	209	24.47		0	5	0	0	0	0	0	10	6	0	0
Pct 7635 - Election Day Reporting	689	25	3.77		0	0	1	0	0	0	0	1	0	0	0
Pct 7635 - VBM Reporting	689	118	17.13		0	2	0	1	0	0	0	3	1	0	0
Pct 7636 - Election Day Reporting	858	56	6.53		1	2	0	2	0	0	0	3	0	0	0
Pct 7636 - VBM Reporting	858	126	14.69		0	0	0	1	0	0	0	0	0	0	0
Pct 7637 - Election Day Reporting	915	49	5.36		0	1	0	0	0	0	0	2	0	0	0
Pct 7637 - VBM Reporting	915	202	22.08		0	1	0	0	0	0	0	4	0	0	0
Pct 7638 - Election Day Reporting	879	45	5.12		0	0	0	0	0	0	0	2	0	0	0
Pct 7638 - VBM Reporting	879	248	28.21		1	0	3	0	0	0	0	5	1	0	0
Pct 7639 - Election Day Reporting	821	52	6.33		0	0	0	0	0	0	0	1	0	0	0
Pct 7639 - VBM Reporting	821	172	20.95		0	1	2	0	0	0	0	4	0	0	0
Pct 7641 - Election Day Reporting	847	62	7.32		1	0	0	0	0	0	0	1	0	0	0
Pct 7641 - VBM Reporting	847	211	24.91		0	4	0	0	0	0	0	8	1	0	0
Pct 7642 - Election Day Reporting	863	49	5.68		0	0	0	0	0	0	0	2	0	0	0
Pct 7642 - VBM Reporting	863	352	40.79		0	1	0	0	0	0	0	6	3	0	0
Pct 7643 - Election Day Reporting	777	44	5.66		0	3	0	0	0	0	0	0	0	0	0
Pct 7643 - VBM Reporting	777	206	26.51		1	2	0	0	0	0	0	6	3	0	0
Pct 7644 - Election Day Reporting	864	45	5.21		0	0	0	0	0	0	0	1	0	0	0
Pct 7644 - VBM Reporting	864	133	15.39		0	2	0	1	0	0	0	4	0	0	0
Pct 7645 - Election Day Reporting	577	34	5.89		0	2	1	0	0	0	0	1	0	0	0
Pct 7645 - VBM Reporting	577	163	28.25		0	0	0	0	0	0	0	4	0	0	0
Pct 7646 - Election Day Reporting	880	47	5.34		0	1	0	0	0	0	0	0	0	0	0
Pct 7646 - VBM Reporting	880	174	19.77		0	4	0	0	0	0	0	4	0	0	0
Pct 7647 - Election Day Reporting	835	40	4.79		0	5	0	0	0	0	0	0	1	0	0
Pct 7647 - VBM Reporting	835	89	10.66		0	1	0	0	0	0	0	5	1	0	0
Pct 7648 MB - Election Day Reporting	85	1	1.18		0	0	0	0	0	0	0	0	0	0	0
Pct 7648 MB - VBM Reporting	85	20	23.53		0	1	0	0	0	0	0	0	0	0	0
Pct 7701 - Election Day Reporting	881	99	11.24		0	3	0	0	0	0	0	2	0	0	0
Pct 7701 - VBM Reporting	881	205	23.27		0	4	3	0	0	0	0	3	0	0	0
Pct 7702 - Election Day Reporting	678	69	10.18		0	0	0	0	0	0	0	1	0	0	0
Pct 7702 - VBM Reporting	678	196	28.91		0	2	0	0	0	0	0	5	0	0	0
Pct 7703 MB - Election Day Reporting	146	1	0.68		0	0	0	0	0	0	0	0	0	0	0
Pct 7703 MB - VBM Reporting	146	35	26.03		0	0	0	0	0	0	0	0	1	0	0
Pct 7704 - Election Day Reporting	887	87	9.81		0	0	0	0	0	0	0	1	0	0	0
Pct 7704 - VBM Reporting	887	277	31.23		1	3	0	0	0	0	0	10	1	0	0
Pct 7705 - Election Day Reporting	509	70	13.75		0	0	0	0	0	0	0	1	0	0	0
Pct 7705 - VBM Reporting	509	144	28.29		1	1	0	0	0	0	0	3	0	0	0
Pct 7706 - Election Day Reporting	785	114	14.52		0	0	0	0	0	0	0	0	0	0	0
Pct 7706 - VBM Reporting	785	206	26.24		1	2	0	0	0	0	0	4	0	0	0
Pct 7707 - Election Day Reporting	779	111	14.25		0	1	0	0	0	0	0	0	0	0	0
Pct 7707 - VBM Reporting	779	225	29.40		0	4	0	0	0	0	0	1	0	0	0
Pct 7708 - Election Day Reporting	819	92	11.23		0	2	0	1	0	0	0	1	0	0	0
Pct 7708 - VBM Reporting	819	235	28.69		0	5	0	1	0	0	0	4	1	0	0
Pct 7709 - Election Day Reporting	325	48	14.77		0	1	0	0	0	0	0	0	0	0	0
Pct 7709 - VBM Reporting	325	90	27.69		1	1	1	0	0	0	0	2	0	0	0
Pct 7711 - Election Day Reporting	713	94	13.18		0	0	0	0	0	0	0	1	0	0	0
Pct 7711 - VBM Reporting	713	188	26.37		1	5	0	1	0	0	0	6	0	0	0
Pct 7712 - Election Day Reporting	490	66	13.47		0	4	0	0	0	0	0	4	0	0	0
Pct 7712 - VBM Reporting	490	120	24.49		0	1	0	1	0	0	0	2	0	0	0
Pct 7801 - Election Day Reporting	904	118	13.05		0	1	1	0	0	0	0	3	0	0	0
Pct 7801 - VBM Reporting	904	230	25.44		0	2	0	0	0	0	0	9	0	0	0
Pct 7802 - Election Day Reporting	713	100	14.03		1	4	0	0	0	0	0	2	0	0	0
Pct 7802 - VBM Reporting	713	174	24.40		0	2	0	0	0	0	0	0	0	0	0
Pct 7803 - Election Day Reporting	774	77	9.95		0	3	0	0	0	0	0	0	0	0	0

**THE CITY AND COUNTY OF SAN FRANCISCO Statement of Vote  
PRIMARY ELECTION JUNE 2014**

NON-PARTISAN GOVERNOR																
	Registration	Ballots Cast	Turnout (%)		ROBERT NEWMAN	CINDY L. SHEEHAN	JOE LEIGHT	WRITE-IN	WRITE-IN - KAREN JILL BERNAL	WRITE-IN - JIMELLE L. WALLS	WRITE-IN - NICKOLAS WILDSTAR	Under Vote	Over Vote			
Pct 7803 - VBM Reporting	774	261	33.72		1	4	0	0	0	0	0	4	1	0	0	0
Pct 7804 - Election Day Reporting	833	114	13.69		0	1	1	0	0	0	0	2	0	0	0	0
Pct 7804 - VBM Reporting	833	220	26.41		0	1	0	2	0	0	0	1	0	0	0	0
Pct 7805 - Election Day Reporting	803	94	11.71		0	3	0	0	0	0	0	1	0	0	0	0
Pct 7805 - VBM Reporting	803	182	22.67		0	3	0	1	0	0	0	6	0	0	0	0
Pct 7806 - Election Day Reporting	677	81	11.96		0	2	0	0	0	0	0	2	0	0	0	0
Pct 7806 - VBM Reporting	677	126	18.61		0	2	0	0	0	0	0	2	0	0	0	0
Pct 7807 - Election Day Reporting	672	103	15.33		1	2	0	0	0	0	0	2	0	0	0	0
Pct 7807 - VBM Reporting	672	106	15.77		1	2	0	0	0	0	0	1	0	0	0	0
Pct 7808 - Election Day Reporting	644	92	14.29		0	3	0	0	0	0	0	3	1	0	0	0
Pct 7808 - VBM Reporting	644	125	19.41		3	0	0	0	0	0	0	4	0	0	0	0
Pct 7809 - Election Day Reporting	809	104	12.86		0	3	0	2	0	0	0	5	0	0	0	0
Pct 7809 - VBM Reporting	809	163	20.15		0	8	0	0	0	0	0	5	0	0	0	0
Pct 7811 - Election Day Reporting	692	85	12.28		0	2	0	0	0	0	0	1	0	0	0	0
Pct 7811 - VBM Reporting	692	126	18.21		0	2	0	0	0	0	0	2	0	0	0	0
Pct 7812 - Election Day Reporting	798	106	13.28		0	1	0	0	0	0	0	5	0	0	0	0
Pct 7812 - VBM Reporting	798	163	20.43		0	1	0	0	0	0	0	6	1	0	0	0
Pct 7813 - Election Day Reporting	880	118	13.41		1	4	0	1	0	0	0	1	0	0	0	0
Pct 7813 - VBM Reporting	880	195	22.16		1	6	0	0	0	0	0	2	0	0	0	0
Pct 7814 - Election Day Reporting	792	73	9.22		0	3	0	1	0	0	0	4	1	0	0	0
Pct 7814 - VBM Reporting	792	103	13.01		1	5	0	0	0	0	0	0	2	0	0	0
Pct 7815 - Election Day Reporting	847	102	12.04		0	2	0	0	0	0	0	4	0	0	0	0
Pct 7815 - VBM Reporting	847	226	26.68		0	4	1	0	0	0	0	1	0	0	0	0
Pct 7816 - Election Day Reporting	832	95	11.42		0	1	0	1	0	0	0	1	0	0	0	0
Pct 7816 - VBM Reporting	832	250	30.05		0	3	0	1	0	0	0	1	0	0	0	0
Pct 7817 - Election Day Reporting	755	123	17.09		1	1	0	1	0	0	0	3	1	0	0	0
Pct 7817 - VBM Reporting	755	176	23.31		1	1	0	0	0	0	0	4	0	0	0	0
Pct 7818 - Election Day Reporting	809	108	13.35		0	3	0	0	0	0	0	3	0	0	0	0
Pct 7818 - VBM Reporting	809	175	21.63		0	4	0	0	0	0	0	2	0	0	0	0
Pct 7819 - Election Day Reporting	758	113	14.91		1	1	0	0	0	0	0	1	1	0	0	0
Pct 7819 - VBM Reporting	758	154	20.32		0	3	0	0	0	0	0	3	3	0	0	0
Pct 7821 - Election Day Reporting	891	124	13.92		0	3	0	0	0	0	0	2	0	0	0	0
Pct 7821 - VBM Reporting	891	248	27.83		0	3	0	0	0	0	0	3	0	0	0	0
Pct 7822 - Election Day Reporting	863	127	14.72		0	3	1	1	0	0	0	3	0	0	0	0
Pct 7822 - VBM Reporting	863	159	18.42		0	1	0	1	0	0	0	2	1	0	0	0
Pct 7823 - Election Day Reporting	816	122	14.95		0	3	0	0	0	0	0	2	0	0	0	0
Pct 7823 - VBM Reporting	816	188	23.04		0	3	0	1	0	0	0	0	1	0	0	0
Pct 7824 - Election Day Reporting	763	101	13.24		0	3	1	0	0	0	0	2	0	0	0	0
Pct 7824 - VBM Reporting	763	166	21.76		2	1	0	0	0	0	0	2	1	0	0	0
Pct 7825 - Election Day Reporting	535	76	14.21		0	2	0	0	0	0	0	3	0	0	0	0
Pct 7825 - VBM Reporting	535	101	18.88		0	3	0	1	0	0	0	1	0	0	0	0
Pct 7826 - Election Day Reporting	642	103	16.04		1	6	0	0	0	0	0	4	0	0	0	0
Pct 7826 - VBM Reporting	642	98	15.26		1	1	0	0	0	0	0	2	0	0	0	0
Pct 7827 - Election Day Reporting	837	108	12.90		0	4	0	0	0	0	0	2	0	0	0	0
Pct 7827 - VBM Reporting	837	137	16.37		1	1	0	0	0	0	0	1	1	0	0	0
Pct 7828 - Election Day Reporting	900	96	10.67		0	1	0	0	0	0	0	0	0	0	0	0
Pct 7828 - VBM Reporting	900	235	26.11		2	2	0	0	0	0	0	1	1	0	0	0
Pct 7829 - Election Day Reporting	810	115	14.20		0	0	0	0	0	0	0	4	0	0	0	0
Pct 7829 - VBM Reporting	810	234	28.89		0	0	0	0	0	0	0	6	0	0	0	0
Pct 7831 - Election Day Reporting	851	118	13.63		1	2	0	0	0	0	0	1	1	0	0	0
Pct 7831 - VBM Reporting	851	194	22.80		0	2	0	0	0	0	0	5	0	0	0	0
Pct 7832 - Election Day Reporting	759	94	12.38		0	4	0	0	0	0	0	1	0	0	0	0
Pct 7832 - VBM Reporting	759	211	27.80		1	3	0	0	0	0	0	3	0	0	0	0
Pct 7833 - Election Day Reporting	742	78	10.51		0	1	0	0	0	0	0	1	1	0	0	0
Pct 7833 - VBM Reporting	742	148	19.95		0	4	0	0	0	0	0	5	0	0	0	0
Pct 7834 - Election Day Reporting	823	105	12.76		0	3	0	0	0	0	0	4	1	0	0	0
Pct 7834 - VBM Reporting	823	130	15.80		0	3	1	0	0	0	0	0	0	0	0	0



THE CITY AND COUNTY OF SAN FRANCISCO Statement of Vote  
PRIMARY ELECTION JUNE 2014

NON-PARTISAN GOVERNOR														
	Registration	Ballots Cast	Turnout (%)	ROBERT NEWMAN	CINDY L. SHEEHAN	JOE LEICHT	WRITE-IN	WRITE-IN - KAREN JILL BERNAL	WRITE-IN - JIMELLE L. WALLS	WRITE-IN - NICKOLAS WILDSTAR	Under Vote	Over Vote		
Pct 7835 - Election Day Reporting	765	69	9.02	0	1	0	0	0	0	0	0	0	0	0
Pct 7835 - VBM Reporting	765	193	25.23	0	4	0	0	0	0	0	3	1	0	0
Pct 7836 - Election Day Reporting	880	106	12.05	0	2	0	0	0	0	0	1	0	0	0
Pct 7836 - VBM Reporting	880	230	26.14	0	4	0	0	0	0	0	2	1	0	0
Pct 7837 - Election Day Reporting	853	125	14.65	0	2	0	0	0	0	0	2	0	0	0
Pct 7837 - VBM Reporting	853	207	24.27	0	1	1	2	0	0	0	0	0	0	0
Pct 7838 - Election Day Reporting	846	109	12.88	0	3	0	0	0	0	0	3	0	0	0
Pct 7838 - VBM Reporting	846	238	28.13	0	4	0	0	0	0	0	3	0	0	0
Pct 7839 - Election Day Reporting	805	98	12.17	0	6	1	0	0	0	0	5	0	0	0
Pct 7839 - VBM Reporting	805	232	28.82	0	3	1	0	0	0	0	3	0	0	0
Pct 7841 - Election Day Reporting	874	124	14.19	0	0	0	0	0	0	0	2	0	0	0
Pct 7841 - VBM Reporting	874	175	20.02	0	3	0	1	0	0	0	7	2	0	0
Pct 7842 - Election Day Reporting	832	111	13.34	0	1	0	0	0	0	0	2	0	0	0
Pct 7842 - VBM Reporting	832	148	17.79	0	1	0	1	0	0	0	7	0	0	0
Pct 7843 - Election Day Reporting	740	96	12.97	0	2	1	0	0	0	0	3	0	0	0
Pct 7843 - VBM Reporting	740	131	17.70	0	3	0	0	0	0	0	2	0	0	0
Pct 7844 - Election Day Reporting	680	72	10.59	0	2	0	0	0	0	0	1	0	0	0
Pct 7844 - VBM Reporting	680	121	17.79	0	6	0	0	0	0	0	2	0	0	0
Pct 7845 - Election Day Reporting	839	102	12.16	0	2	0	0	0	0	0	0	0	0	0
Pct 7845 - VBM Reporting	839	178	20.98	0	4	1	0	0	0	0	0	0	0	0
Pct 7846 - Election Day Reporting	863	108	12.51	0	2	0	0	0	0	0	3	0	0	0
Pct 7846 - VBM Reporting	863	206	23.87	0	2	0	0	0	0	0	3	0	0	0
Pct 7847 - Election Day Reporting	845	107	12.66	0	0	0	0	0	0	0	1	0	0	0
Pct 7847 - VBM Reporting	845	199	23.55	0	0	0	0	0	0	0	3	0	0	0
Pct 7848 - Election Day Reporting	861	116	13.47	1	1	0	0	0	0	0	4	0	0	0
Pct 7848 - VBM Reporting	861	197	22.88	0	1	0	0	0	0	0	3	0	0	0
Pct 7849 - Election Day Reporting	885	128	14.46	0	3	0	0	0	0	0	3	0	0	0
Pct 7849 - VBM Reporting	885	166	18.76	0	1	0	0	0	0	0	7	0	0	0
Pct 7851 - Election Day Reporting	492	64	13.01	0	0	0	1	0	0	0	0	0	0	0
Pct 7851 - VBM Reporting	492	154	31.30	0	4	0	0	0	0	0	1	0	0	0
Pct 7852 - Election Day Reporting	604	87	14.40	0	1	0	0	0	0	0	3	0	0	0
Pct 7852 - VBM Reporting	604	193	31.95	0	2	0	0	0	0	0	3	0	0	0
Pct 7853 - Election Day Reporting	805	86	10.68	0	1	0	0	0	0	0	0	0	0	0
Pct 7853 - VBM Reporting	805	194	24.10	0	4	0	0	0	0	0	2	0	0	0
Pct 7854 - Election Day Reporting	845	101	11.95	0	3	0	0	0	0	0	3	1	0	0
Pct 7854 - VBM Reporting	845	184	21.78	0	0	1	0	0	0	0	1	1	0	0
Pct 7855 - Election Day Reporting	873	104	11.91	0	4	0	0	0	0	0	4	0	0	0
Pct 7855 - VBM Reporting	873	179	20.50	0	2	1	1	0	0	0	4	0	0	0
Pct 7856 - Election Day Reporting	786	101	13.19	0	3	0	0	0	0	0	1	0	0	0
Pct 7856 - VBM Reporting	786	147	18.19	0	2	0	0	0	0	0	0	1	0	0
Pct 7857 - Election Day Reporting	864	102	11.81	0	2	0	0	0	0	0	5	0	0	0
Pct 7857 - VBM Reporting	864	191	22.11	1	5	0	1	0	0	0	4	0	0	0
Pct 7858 - Election Day Reporting	691	89	12.88	0	1	0	0	0	0	0	2	0	0	0
Pct 7858 - VBM Reporting	691	106	15.34	0	3	0	0	0	0	0	1	0	0	0
Pct 7859 - Election Day Reporting	788	104	13.20	0	4	0	0	0	0	0	1	0	0	0
Pct 7859 - VBM Reporting	788	197	25.00	0	3	0	0	0	0	0	1	1	0	0
Pct 7861 - Election Day Reporting	821	95	11.57	0	1	0	0	0	0	0	2	0	0	0
Pct 7861 - VBM Reporting	821	178	21.68	0	1	0	0	0	0	0	5	0	0	0
Pct 7862 - Election Day Reporting	850	129	15.18	0	3	1	0	0	0	0	2	0	0	0
Pct 7862 - VBM Reporting	850	177	20.82	0	5	0	0	0	0	0	2	0	0	0
Pct 7863 - Election Day Reporting	841	127	15.10	0	3	0	0	0	0	0	1	0	0	0
Pct 7863 - VBM Reporting	841	146	17.36	0	3	0	0	0	0	0	4	0	0	0
Pct 7864 - Election Day Reporting	752	85	11.30	1	1	0	0	0	0	0	3	0	0	0
Pct 7864 - VBM Reporting	752	130	17.29	0	0	0	0	0	0	0	0	0	0	0
Pct 7865 - Election Day Reporting	788	101	12.82	2	4	0	0	0	0	0	4	0	0	0
Pct 7865 - VBM Reporting	788	173	21.95	0	3	0	0	0	0	0	9	0	0	0
Pct 7866 - Election Day Reporting	765	106	13.86	1	1	1	0	0	0	0	0	1	0	0

**THE CITY AND COUNTY OF SAN FRANCISCO Statement of Vote  
PRIMARY ELECTION JUNE 2014**

NON-PARTISAN GOVERNOR															
	Registration	Ballots Cast	Turnout (%)		ROBERT NEWMAN	CINDY L. SHEEHAN	JOE LEIGHT	WRITE-IN	WRITE-IN - KAREN JILL BERNAL	WRITE-IN - JIMELLE L. WALLS	WRITE-IN - NICKOLAS WILDSTAR	Under Vote	Over Vote		
Pct 7866 - VBM Reporting	765	243	31.76		0	1	0	0	0	0	0	5	1	0	0
Pct 7867 - Election Day Reporting	865	123	14.22		1	0	0	0	0	0	0	2	0	0	0
Pct 7867 - VBM Reporting	865	237	27.40		1	7	0	0	0	0	0	3	1	0	0
Pct 7868 - Election Day Reporting	799	81	10.14		1	2	0	0	0	0	0	1	0	0	0
Pct 7868 - VBM Reporting	799	238	29.79		1	0	0	1	0	0	0	3	0	0	0
Pct 7869 - Election Day Reporting	813	110	13.53		0	5	1	0	0	0	0	1	1	0	0
Pct 7869 - VBM Reporting	813	233	28.66		0	3	0	0	0	0	0	2	0	0	0
Pct 7871 - Election Day Reporting	827	130	15.72		0	1	0	0	0	0	0	4	0	0	0
Pct 7871 - VBM Reporting	827	210	25.39		1	2	0	2	0	0	0	3	0	0	0
Pct 7872 - Election Day Reporting	851	140	16.45		0	4	0	0	0	0	0	3	1	0	0
Pct 7872 - VBM Reporting	851	180	21.15		1	9	0	0	0	0	0	3	1	0	0
Pct 7873 - Election Day Reporting	839	126	15.02		1	2	0	0	0	0	0	1	0	0	0
Pct 7873 - VBM Reporting	839	205	24.43		0	3	0	0	0	0	0	2	0	0	0
Pct 7874 - Election Day Reporting	441	51	11.56		0	1	0	0	0	0	0	0	0	0	0
Pct 7874 - VBM Reporting	441	106	24.04		0	1	0	0	0	0	0	1	0	0	0
Pct 7875 - Election Day Reporting	550	58	10.55		0	0	0	0	0	0	0	0	0	0	0
Pct 7875 - VBM Reporting	550	127	23.09		0	4	0	0	0	0	0	0	1	0	0
Pct 7901 - Election Day Reporting	939	67	7.14		1	3	0	1	0	0	0	3	5	0	0
Pct 7901 - VBM Reporting	939	163	17.36		1	4	1	0	0	0	0	3	4	0	0
Pct 7902 - Election Day Reporting	805	73	9.32		0	7	0	0	0	0	0	0	0	0	0
Pct 7902 - VBM Reporting	805	106	13.17		0	2	0	0	0	0	0	1	3	0	0
Pct 7903 - Election Day Reporting	808	77	9.53		1	8	0	0	0	0	0	1	0	0	0
Pct 7903 - VBM Reporting	808	127	15.72		1	2	1	0	0	0	0	6	5	0	0
Pct 7904 - Election Day Reporting	794	53	6.68		0	1	0	0	0	0	0	4	1	0	0
Pct 7904 - VBM Reporting	794	131	16.50		3	3	0	0	0	0	0	2	2	0	0
Pct 7905 - Election Day Reporting	785	87	11.08		0	4	0	0	0	0	0	0	0	0	0
Pct 7905 - VBM Reporting	785	147	18.73		1	3	0	0	0	0	0	4	0	0	0
Pct 7906 - Election Day Reporting	712	77	10.81		0	1	0	0	0	0	0	1	0	0	0
Pct 7906 - VBM Reporting	712	100	14.04		0	1	0	0	0	0	0	3	0	0	0
Pct 7907 - Election Day Reporting	883	85	9.63		0	2	1	0	0	0	0	0	0	0	0
Pct 7907 - VBM Reporting	883	139	15.74		1	1	2	0	0	0	0	2	0	0	0
Pct 7908 - Election Day Reporting	921	131	14.22		0	7	0	0	0	0	0	3	2	0	0
Pct 7908 - VBM Reporting	921	191	20.74		2	4	1	0	0	0	0	4	8	0	0
Pct 7909 - Election Day Reporting	696	69	9.91		0	6	0	0	0	0	0	3	0	0	0
Pct 7909 - VBM Reporting	696	103	14.80		0	3	0	0	0	0	0	4	0	0	0
Pct 7911 - Election Day Reporting	832	97	11.66		0	3	1	0	0	0	0	2	0	0	0
Pct 7911 - VBM Reporting	832	120	14.42		1	0	0	1	0	0	0	4	0	0	0
Pct 7912 - Election Day Reporting	831	98	11.79		0	3	0	1	0	0	0	1	0	0	0
Pct 7912 - VBM Reporting	831	153	18.41		1	4	0	0	0	0	0	5	0	0	0
Pct 7913 - Election Day Reporting	797	98	12.30		0	6	0	0	0	0	0	1	0	0	0
Pct 7913 - VBM Reporting	797	113	14.18		0	4	0	1	0	0	0	1	1	0	0
Pct 7914 - Election Day Reporting	793	98	12.36		0	2	0	0	0	0	0	4	0	0	0
Pct 7914 - VBM Reporting	793	146	18.41		0	3	0	0	0	0	0	2	7	0	0
Pct 7915 - Election Day Reporting	738	91	12.33		0	2	0	0	0	0	0	1	1	0	0
Pct 7915 - VBM Reporting	738	96	13.01		0	1	0	0	0	0	0	2	1	0	0
Pct 7916 - Election Day Reporting	810	128	15.56		1	5	0	0	0	0	0	2	0	0	0
Pct 7916 - VBM Reporting	810	124	15.31		0	2	0	0	0	0	0	0	1	0	0
Pct 7917 - Election Day Reporting	905	128	14.14		1	5	0	0	0	0	0	5	0	0	0
Pct 7917 - VBM Reporting	905	139	15.36		0	2	0	0	0	0	0	0	3	0	0
Pct 7918 - Election Day Reporting	728	100	13.74		2	5	0	1	0	0	0	4	0	0	0
Pct 7918 - VBM Reporting	728	100	13.74		1	2	0	0	0	0	0	2	1	0	0
Pct 7919 - Election Day Reporting	792	104	13.13		0	3	0	0	0	0	0	5	1	0	0
Pct 7919 - VBM Reporting	792	110	13.89		2	3	0	1	0	0	0	2	0	0	0
Pct 7921 - Election Day Reporting	793	88	11.10		0	3	0	0	0	0	0	3	2	0	0
Pct 7921 - VBM Reporting	793	108	13.62		1	5	0	0	0	0	0	1	1	0	0
Pct 7922 - Election Day Reporting	796	101	12.69		0	4	0	0	0	0	0	4	1	0	0
Pct 7922 - VBM Reporting	796	125	15.70		1	6	0	0	0	0	0	3	0	0	0

**THE CITY AND COUNTY OF SAN FRANCISCO Statement of Vote  
PRIMARY ELECTION JUNE 2014**

NON-PARTISAN GOVERNOR															
	Registration	Ballots Cast	Turnout(%)		ROBERT NEWMAN	CINDY L. SHEEHAN	JOE LEICHT	WRITE-IN	WRITE-IN - KAREN JILL BERNAL	WRITE-IN - JIMELLE L. WALLS	WRITE-IN - NICKOLAS WILDSTAR	Under Vote	Over Vote		
Pct 7923 - Election Day Reporting	784	118	15.05		3	4	0	0	0	0	0	5	1	0	0
Pct 7923 - VBM Reporting	784	135	17.22		0	1	0	0	0	0	0	5	1	0	0
Pct 7924 - Election Day Reporting	769	96	12.48		0	5	0	0	0	0	0	2	1	0	0
Pct 7924 - VBM Reporting	769	134	17.43		0	2	0	0	0	0	0	1	1	0	0
Pct 7925 - Election Day Reporting	520	65	12.50		0	0	0	0	0	0	0	1	0	0	0
Pct 7925 - VBM Reporting	520	80	15.38		2	1	0	0	0	0	0	2	2	0	0
Pct 7926 - Election Day Reporting	772	117	15.16		0	4	0	0	0	0	0	3	0	0	0
Pct 7926 - VBM Reporting	772	163	21.11		0	8	1	0	0	0	0	5	1	0	0
Pct 7927 - Election Day Reporting	696	119	16.52		0	2	1	1	0	0	0	2	0	0	0
Pct 7927 - VBM Reporting	696	143	20.55		0	1	0	0	0	0	0	1	0	0	0
Pct 7928 - Election Day Reporting	848	135	15.92		0	3	0	0	0	0	0	0	1	0	0
Pct 7928 - VBM Reporting	848	165	19.46		1	8	0	0	0	0	0	2	1	0	0
Pct 7929 - Election Day Reporting	797	122	15.31		1	1	0	0	0	0	0	1	0	0	0
Pct 7929 - VBM Reporting	797	208	26.10		3	3	1	3	0	0	0	4	0	0	0
Pct 7931 - Election Day Reporting	703	109	15.50		1	5	1	1	0	0	0	1	0	0	0
Pct 7931 - VBM Reporting	703	203	28.88		2	0	0	0	0	0	0	1	1	0	0
Pct 7932 - Election Day Reporting	504	65	12.90		0	1	0	0	0	0	0	0	0	0	0
Pct 7932 - VBM Reporting	504	106	21.63		0	2	0	0	0	0	0	1	0	0	0
Pct 7933 MB - Election Day Reporting	9	0	0.00		0	0	0	0	0	0	0	0	0	0	0
Pct 7933 MB - VBM Reporting	9	3	33.33		0	0	0	0	0	0	0	0	0	0	0
Pct 7934 - Election Day Reporting	777	106	13.90		0	6	0	0	0	0	0	3	0	0	0
Pct 7934 - VBM Reporting	777	177	22.78		1	6	0	0	0	0	0	3	1	0	0
Pct 7935 - Election Day Reporting	885	162	18.31		1	6	0	0	0	0	0	4	1	0	0
Pct 7935 - VBM Reporting	885	248	28.02		1	7	0	0	0	0	0	9	0	0	0
Pct 7936 - Election Day Reporting	798	140	17.54		1	4	0	0	0	0	0	2	0	0	0
Pct 7936 - VBM Reporting	798	176	22.06		0	4	0	1	0	0	0	4	2	0	0
Pct 7937 - Election Day Reporting	808	110	13.61		0	2	0	0	0	0	0	4	0	0	0
Pct 7937 - VBM Reporting	808	178	22.15		0	3	1	0	0	0	0	5	1	0	0
Pct 7938 - Election Day Reporting	704	95	13.49		0	6	0	0	0	0	0	4	1	0	0
Pct 7938 - VBM Reporting	704	115	16.34		0	5	0	1	0	0	0	4	2	0	0
Pct 7939 - Election Day Reporting	670	100	14.93		0	1	0	0	0	0	0	1	0	0	0
Pct 7939 - VBM Reporting	670	148	22.09		0	5	0	0	0	0	0	5	1	0	0
Pct 7941 - Election Day Reporting	733	83	11.32		0	1	0	0	0	0	0	1	0	0	0
Pct 7941 - VBM Reporting	733	139	18.96		0	5	0	0	0	0	0	0	1	0	0
Pct 7942 - Election Day Reporting	798	80	10.03		2	2	0	0	0	0	0	2	1	0	0
Pct 7942 - VBM Reporting	798	171	21.43		0	7	0	0	0	0	0	4	1	0	0
Pct 7943 - Election Day Reporting	801	96	12.23		1	6	0	0	0	0	0	1	0	0	0
Pct 7943 - VBM Reporting	801	179	22.35		1	2	0	0	0	0	0	9	1	0	0
Pct 7944 - Election Day Reporting	748	112	14.97		0	3	0	1	0	0	0	3	1	0	0
Pct 7944 - VBM Reporting	748	147	19.65		2	2	0	1	0	0	0	2	0	0	0
Pct 7945 - Election Day Reporting	790	37	4.68		0	3	0	0	0	0	0	1	0	0	0
Pct 7945 - VBM Reporting	790	164	20.76		2	5	0	0	0	0	0	2	1	0	0
Pct 7946 - Election Day Reporting	854	65	7.61		0	0	0	0	0	0	0	0	1	0	0
Pct 7946 - VBM Reporting	854	223	26.11		1	1	0	0	0	0	0	4	0	0	0
Pct 7947 - Election Day Reporting	814	46	5.90		0	1	1	0	0	0	0	1	2	0	0
Pct 7947 - VBM Reporting	814	182	22.36		3	3	0	1	0	0	0	10	1	0	0
Pct 7948 - Election Day Reporting	819	71	8.67		1	1	0	0	0	0	0	3	0	0	0
Pct 7948 - VBM Reporting	819	184	22.47		1	2	1	1	0	0	0	3	2	0	0
Pct 7949 - Election Day Reporting	496	36	7.26		0	0	0	0	0	0	0	1	0	0	0
Pct 7949 - VBM Reporting	496	133	26.81		1	3	0	0	0	0	0	5	0	0	0
Pct 7951 - Election Day Reporting	705	59	8.37		1	0	0	0	0	0	0	1	0	0	0
Pct 7951 - VBM Reporting	705	200	28.37		2	2	0	0	0	0	0	11	0	0	0
Pct 7952 - Election Day Reporting	687	46	6.70		0	1	0	0	0	0	0	0	0	0	0
Pct 7952 - VBM Reporting	687	171	24.89		1	2	0	0	0	0	0	10	1	0	0
Pct 7953 - Election Day Reporting	742	67	9.03		0	1	0	1	0	0	0	2	0	0	0
Pct 7953 - VBM Reporting	742	195	26.28		1	2	3	1	0	0	0	6	3	0	0
Pct 7954 MB - Election Day Reporting	0	0	0.00		0	0	0	0	0	0	0	0	0	0	0

**THE CITY AND COUNTY OF SAN FRANCISCO Statement of Vote  
PRIMARY ELECTION JUNE 2014**

NON-PARTISAN GOVERNOR															
	Registration	Ballots Cast	Turnout (%)		ROBERT NEWMAN	CINDY L. SHEEHAN	JOE LEICHT	WRITE-IN	WRITE-IN - KAREN JILL BERNAL	WRITE-IN - JIMELLE L. WALLS	WRITE-IN - NICKOLAS WILDSTAR	Under Vote	Over Vote		
Pct 7954 MB - VBM Reporting	0	0	0.00		0	0	0	0	0	0	0	0	0	0	0
Pct 7955 - Election Day Reporting	768	56	7.29		0	2	0	0	0	0	0	0	0	0	0
Pct 7955 - VBM Reporting	768	177	23.05		0	4	0	0	0	0	0	5	2	0	0
Pct 7956 - Election Day Reporting	628	37	5.89		0	0	0	0	0	0	0	3	1	0	0
Pct 7956 - VBM Reporting	628	164	26.11		0	1	0	0	0	0	0	3	3	0	0
Pct 7957 - Election Day Reporting	570	46	8.07		1	2	0	0	0	0	0	1	1	0	0
Pct 7957 - VBM Reporting	570	122	21.40		0	1	0	0	0	0	0	3	1	0	0
Pct 7958 MB - Election Day Repo	250	2	0.80		0	0	0	0	0	0	0	0	0	0	0
Pct 7958 MB - VBM Reporting	250	87	34.80		1	1	0	0	0	0	0	2	2	0	0
Pct 9001 MB - Election Day Repo	234	1	0.43		0	0	0	0	0	0	0	0	0	0	0
Pct 9001 MB - VBM Reporting	234	57	24.36		1	1	0	0	0	0	0	0	0	0	0
Pct 9101 - Election Day Reporting	820	78	9.51		0	0	2	0	0	0	0	4	0	0	0
Pct 9101 - VBM Reporting	820	186	22.68		1	2	0	2	0	0	0	4	0	0	0
Pct 9102 - Election Day Reporting	834	74	8.87		1	2	0	1	0	0	0	3	0	0	0
Pct 9102 - VBM Reporting	834	165	19.78		1	1	0	3	0	0	0	3	1	0	0
Pct 9103 - Election Day Reporting	824	81	9.83		0	1	0	2	0	0	0	1	0	0	0
Pct 9103 - VBM Reporting	824	156	18.93		0	2	0	2	0	0	0	9	2	0	0
Pct 9104 - Election Day Reporting	852	62	7.28		0	1	0	1	0	0	0	3	0	0	0
Pct 9104 - VBM Reporting	852	156	18.54		2	2	0	0	0	0	0	2	0	0	0
Pct 9105 - Election Day Reporting	874	78	8.92		1	0	0	0	0	0	0	4	0	0	0
Pct 9105 - VBM Reporting	874	171	19.57		3	2	0	3	0	0	0	3	0	0	0
Pct 9106 - Election Day Reporting	831	79	9.51		0	0	0	0	0	0	0	2	0	0	0
Pct 9106 - VBM Reporting	831	146	17.57		1	2	0	2	0	0	0	1	0	0	0
Pct 9107 - Election Day Reporting	747	82	10.98		1	0	0	0	0	0	0	3	2	0	0
Pct 9107 - VBM Reporting	747	120	16.06		0	2	0	0	0	0	0	1	0	0	0
Pct 9108 - Election Day Reporting	705	62	8.79		0	0	0	0	0	0	0	0	1	0	0
Pct 9108 - VBM Reporting	705	103	14.61		1	1	0	0	0	0	0	1	0	0	0
Pct 9109 - Election Day Reporting	748	78	10.43		0	0	0	0	0	0	0	0	0	0	0
Pct 9109 - VBM Reporting	748	135	18.05		1	2	1	0	0	0	0	4	0	0	0
Pct 9111 - Election Day Reporting	694	53	7.64		0	3	0	0	0	0	0	2	0	0	0
Pct 9111 - VBM Reporting	694	105	15.13		0	3	0	1	0	0	0	6	1	0	0
Pct 9112 - Election Day Reporting	848	72	8.49		0	1	1	0	0	0	0	2	0	0	0
Pct 9112 - VBM Reporting	848	149	17.57		1	3	0	1	0	0	0	3	3	0	0
Pct 9113 - Election Day Reporting	924	94	10.17		2	4	0	1	0	0	0	1	0	0	0
Pct 9113 - VBM Reporting	924	186	20.13		0	4	0	0	0	0	0	1	0	0	0
Pct 9114 - Election Day Reporting	777	60	7.72		1	2	0	0	0	0	0	1	0	0	0
Pct 9114 - VBM Reporting	777	148	19.05		0	3	0	1	0	0	0	5	0	0	0
Pct 9115 - Election Day Reporting	819	67	8.18		0	2	0	0	0	0	0	2	1	0	0
Pct 9115 - VBM Reporting	819	126	15.38		1	2	0	0	0	0	0	6	0	0	0
Pct 9116 - Election Day Reporting	838	68	8.11		0	2	0	1	0	0	0	4	0	0	0
Pct 9116 - VBM Reporting	838	135	16.11		1	2	0	0	0	0	0	1	0	0	0
Pct 9117 - Election Day Reporting	684	77	11.26		0	0	0	1	0	0	0	1	1	0	0
Pct 9117 - VBM Reporting	684	177	25.88		0	1	1	1	0	0	0	3	0	0	0
Pct 9118 - Election Day Reporting	836	69	8.25		0	0	0	0	0	0	0	4	0	0	0
Pct 9118 - VBM Reporting	836	147	17.58		1	5	1	0	0	0	0	5	2	0	0
Pct 9119 - Election Day Reporting	794	57	7.18		0	2	0	0	0	0	0	1	0	0	0
Pct 9119 - VBM Reporting	794	175	22.54		1	3	0	0	0	0	0	1	3	0	0
Pct 9121 - Election Day Reporting	797	63	7.90		1	0	1	0	0	0	0	2	0	0	0
Pct 9121 - VBM Reporting	797	146	18.32		0	2	0	1	0	0	0	3	0	0	0
Pct 9122 - Election Day Reporting	811	48	5.92		3	1	0	0	0	0	0	4	0	0	-0
Pct 9122 - VBM Reporting	811	175	21.58		0	3	0	2	0	0	0	2	2	0	0
Pct 9123 - Election Day Reporting	766	66	8.88		1	2	0	0	0	0	0	2	0	0	0
Pct 9123 - VBM Reporting	766	138	18.02		1	2	0	1	0	0	0	5	2	0	0
Pct 9124 - Election Day Reporting	803	63	8.09		0	3	1	1	0	0	0	0	0	0	0
Pct 9124 - VBM Reporting	803	144	17.93		0	5	0	1	0	0	0	3	1	0	0
Pct 9125 - Election Day Reporting	783	60	7.66		1	1	0	0	0	0	0	2	0	0	0
Pct 9125 - VBM Reporting	783	158	20.31		1	3	0	0	0	0	0	14	0	0	0

**THE CITY AND COUNTY OF SAN FRANCISCO Statement of Vote  
PRIMARY ELECTION JUNE 2014**

NON-PARTISAN GOVERNOR																
	Registration	Ballots Cast	Turnout (%)		ROBERT NEWMAN	CINDY L. SHEEHAN	JOE LEIGHT	WRITE-IN	WRITE-IN - KAREN JILL BERNAL	WRITE-IN - JIMELLE L. WALLS	WRITE-IN - NIKOLAS WILDSTAR	Under Vote	Over Vote			
Pct 9126 - Election Day Reporting	833	68	8.28		0	5	0	0	0	0	0	2	0	0	0	0
Pct 9126 - VBM Reporting	833	194	23.29		0	2	1	1	0	0	0	15	1	0	0	0
Pct 9127 - Election Day Reporting	884	85	9.62		0	1	0	0	0	0	0	2	0	0	0	0
Pct 9127 - VBM Reporting	884	175	19.80		2	4	1	1	0	0	0	5	0	0	0	0
Pct 9128 - Election Day Reporting	761	65	8.54		0	0	1	1	0	0	0	3	0	0	0	0
Pct 9128 - VBM Reporting	761	168	22.08		0	1	0	0	0	0	0	4	0	0	0	0
Pct 9129 - Election Day Reporting	643	71	11.04		0	3	0	1	0	0	0	2	0	0	0	0
Pct 9129 - VBM Reporting	643	110	17.11		0	2	0	0	0	0	0	4	0	0	0	0
Pct 9131 - Election Day Reporting	658	65	9.88		0	4	0	0	0	0	0	1	0	0	0	0
Pct 9131 - VBM Reporting	658	140	21.28		2	2	0	2	0	0	0	7	1	0	0	0
Pct 9132 - Election Day Reporting	804	79	9.83		0	2	0	0	0	0	0	3	1	0	0	0
Pct 9132 - VBM Reporting	804	102	12.69		1	2	0	0	0	0	0	4	2	0	0	0
Pct 9133 - Election Day Reporting	910	83	9.12		0	0	0	0	0	0	0	4	0	0	0	0
Pct 9133 - VBM Reporting	910	221	24.29		2	2	1	1	0	0	0	8	1	0	0	0
Pct 9134 - Election Day Reporting	720	45	6.25		0	2	0	0	0	0	0	3	0	0	0	0
Pct 9134 - VBM Reporting	720	139	19.31		1	1	0	1	0	0	0	4	2	0	0	0
Pct 9135 - Election Day Reporting	732	75	10.25		0	2	0	0	0	0	0	2	0	0	0	0
Pct 9135 - VBM Reporting	732	146	19.95		2	3	0	2	0	0	0	5	0	0	0	0
Pct 9136 - Election Day Reporting	813	60	7.38		2	0	0	0	0	0	0	4	0	0	0	0
Pct 9136 - VBM Reporting	813	134	16.48		0	1	0	0	0	0	0	2	0	0	0	0
Pct 9137 - Election Day Reporting	845	77	9.11		1	2	0	0	0	0	0	1	0	0	0	0
Pct 9137 - VBM Reporting	845	183	21.66		1	7	0	0	0	0	0	5	0	0	0	0
Pct 9138 - Election Day Reporting	803	61	7.60		1	2	0	0	0	0	0	4	0	0	0	0
Pct 9138 - VBM Reporting	803	179	22.29		1	5	0	2	0	0	0	3	0	0	0	0
Pct 9139 - Election Day Reporting	876	73	8.33		0	0	0	0	0	0	0	2	1	0	0	0
Pct 9139 - VBM Reporting	876	239	27.28		0	3	0	2	0	0	0	5	1	0	0	0
Pct 9141 - Election Day Reporting	849	64	7.54		0	2	0	0	0	0	0	3	1	0	0	0
Pct 9141 - VBM Reporting	849	171	20.14		2	1	0	2	0	0	0	2	0	0	0	0
Pct 9142 - Election Day Reporting	838	54	6.44		0	3	0	0	0	0	0	1	0	0	0	0
Pct 9142 - VBM Reporting	838	144	17.18		4	2	0	2	0	0	0	5	0	0	0	0
Pct 9143 - Election Day Reporting	831	80	9.63		1	1	0	0	0	0	0	0	0	0	0	0
Pct 9143 - VBM Reporting	831	170	20.46		2	3	0	0	0	0	0	9	1	0	0	0
Pct 9144 - Election Day Reporting	844	96	11.61		0	0	0	0	0	0	0	5	1	0	0	0
Pct 9144 - VBM Reporting	844	157	18.60		0	5	0	1	0	0	0	2	0	0	0	0
Pct 9145 - Election Day Reporting	793	88	11.10		0	3	0	0	0	0	0	3	0	0	0	0
Pct 9145 - VBM Reporting	793	142	17.91		0	3	1	1	0	0	0	1	0	0	0	0
Pct 9146 - Election Day Reporting	824	66	8.01		0	3	1	0	0	0	0	0	0	0	0	0
Pct 9146 - VBM Reporting	824	141	17.11		2	1	0	2	0	0	0	6	1	0	0	0
Pct 9147 - Election Day Reporting	881	89	10.10		1	5	0	0	0	0	0	1	0	0	0	0
Pct 9147 - VBM Reporting	881	135	15.32		1	2	0	2	0	0	0	1	0	0	0	0
Pct 9148 - Election Day Reporting	862	81	9.40		0	3	0	1	0	0	0	2	0	0	0	0
Pct 9148 - VBM Reporting	862	136	15.78		0	1	0	1	0	0	0	2	0	0	0	0
Pct 9149 - Election Day Reporting	856	85	9.93		0	3	0	0	0	0	0	4	0	0	0	0
Pct 9149 - VBM Reporting	856	145	16.94		1	2	0	0	0	0	0	4	2	0	0	0
Pct 9151 - Election Day Reporting	700	56	8.29		0	2	1	0	0	0	0	3	0	0	0	0
Pct 9151 - VBM Reporting	700	171	24.43		0	0	0	2	0	0	0	4	1	0	0	0
Pct 9152 - Election Day Reporting	680	13	1.91		0	1	0	0	0	0	0	0	0	0	0	0
Pct 9152 - VBM Reporting	680	84	12.35		0	2	0	0	0	0	0	0	0	0	0	0
Pct 9201 - Election Day Reporting	773	52	6.73		0	1	0	0	0	0	0	0	0	0	0	0
Pct 9201 - VBM Reporting	773	94	12.16		1	2	0	0	0	0	0	1	0	0	0	0
Pct 9202 - Election Day Reporting	816	47	5.76		0	1	0	0	0	0	0	2	0	0	0	0
Pct 9202 - VBM Reporting	816	98	12.01		0	1	0	1	0	0	0	1	0	0	0	0
Pct 9203 - Election Day Reporting	834	62	7.43		0	0	0	1	0	0	0	2	0	0	0	0
Pct 9203 - VBM Reporting	834	151	18.11		0	0	0	0	0	0	0	4	0	0	0	0
Pct 9204 - Election Day Reporting	750	68	9.07		0	0	0	0	0	0	0	4	1	0	0	0
Pct 9204 - VBM Reporting	750	147	19.60		0	1	1	0	0	0	0	6	0	0	0	0
Pct 9205 - Election Day Reporting	651	33	5.07		0	0	0	0	0	0	0	1	0	0	0	0

**THE CITY AND COUNTY OF SAN FRANCISCO Statement of Vote  
PRIMARY ELECTION JUNE 2014**

NON-PARTISAN GOVERNOR															
	Registration	Ballots Cast	Turnout (%)		ROBERT NEWMAN	CINDY L. SHEEHAN	JOE LEIGHT	WRITE-IN	WRITE-IN - KAREN JILL BERNAL	WRITE-IN - JIMELLE L. WALLS	WRITE-IN - NICKOLAS WILDSTAR	Under Vote	Over Vote		
Pct 9205 - VBM Reporting	651	134	20.58		1	1	0	0	0	0	0	2	0	0	0
Pct 9206 - Election Day Reporting	844	55	6.52		0	1	0	0	0	0	0	0	0	0	0
Pct 9206 - VBM Reporting	844	184	21.80		2	4	0	1	0	0	0	0	0	0	0
Pct 9207 - Election Day Reporting	832	79	8.77		0	1	0	0	0	0	0	3	0	0	0
Pct 9207 - VBM Reporting	832	110	13.22		1	2	0	0	0	0	0	5	0	0	0
Pct 9208 - Election Day Reporting	813	59	6.52		1	0	0	0	0	0	0	1	0	0	0
Pct 9208 - VBM Reporting	813	120	14.76		0	0	0	0	0	0	0	2	1	0	0
Pct 9209 - Election Day Reporting	630	41	6.51		0	1	0	0	0	0	0	1	1	0	0
Pct 9209 - VBM Reporting	630	120	19.05		0	2	0	0	0	0	0	1	1	0	0
Pct 9211 - Election Day Reporting	746	51	6.84		0	0	0	0	0	0	0	1	0	0	0
Pct 9211 - VBM Reporting	746	109	14.61		0	1	0	0	0	0	0	2	0	0	0
Pct 9212 - Election Day Reporting	691	39	5.64		0	0	0	0	0	0	0	0	0	0	0
Pct 9212 - VBM Reporting	691	97	14.04		1	0	1	0	0	0	0	2	0	0	0
Pct 9213 - Election Day Reporting	812	65	8.00		0	0	0	0	0	0	0	4	0	0	0
Pct 9213 - VBM Reporting	812	134	16.50		0	2	1	0	0	0	0	4	1	0	0
Pct 9214 - Election Day Reporting	544	43	7.90		1	0	0	0	0	0	0	3	0	0	0
Pct 9214 - VBM Reporting	544	119	21.89		1	0	0	1	0	0	0	5	0	0	0
Pct 9215 - Election Day Reporting	571	49	8.58		1	0	0	0	0	0	0	1	0	0	0
Pct 9215 - VBM Reporting	571	101	17.69		1	2	2	1	0	0	0	4	0	0	0
Pct 9216 - Election Day Reporting	692	58	8.38		0	1	0	1	0	0	0	0	0	0	0
Pct 9216 - VBM Reporting	692	90	13.01		0	0	0	0	0	0	0	1	0	0	0
Pct 9217 - Election Day Reporting	622	50	8.04		0	0	0	0	0	0	0	1	0	0	0
Pct 9217 - VBM Reporting	622	113	18.17		0	1	0	0	0	0	0	4	0	0	0
Pct 9218 - Election Day Reporting	685	42	6.13		0	0	0	0	0	0	0	1	0	0	0
Pct 9218 - VBM Reporting	685	95	13.87		1	0	0	1	0	0	0	1	0	0	0
Pct 9219 - Election Day Reporting	687	44	6.40		0	0	0	0	0	0	0	2	0	0	0
Pct 9219 - VBM Reporting	687	109	15.87		0	0	0	0	0	0	0	5	0	0	0
Pct 9221 - Election Day Reporting	608	68	11.18		0	0	0	0	0	0	0	1	0	0	0
Pct 9221 - VBM Reporting	608	168	27.63		0	2	0	0	0	0	0	2	0	0	0
Pct 9222 - Election Day Reporting	763	70	9.17		1	1	0	0	0	0	0	0	0	0	0
Pct 9222 - VBM Reporting	763	169	22.15		1	0	0	2	0	0	0	4	1	0	0
Pct 9223 - Election Day Reporting	550	41	7.45		0	1	0	0	0	0	0	3	0	0	0
Pct 9223 - VBM Reporting	550	103	18.73		1	1	0	1	0	0	0	3	0	0	0
Pct 9224 - Election Day Reporting	868	62	7.14		1	1	0	0	0	0	0	1	0	0	0
Pct 9224 - VBM Reporting	868	210	24.19		0	2	0	1	0	0	0	6	1	0	0
Pct 9225 - Election Day Reporting	772	59	7.64		0	1	0	0	0	0	0	3	0	0	0
Pct 9225 - VBM Reporting	772	121	15.67		0	1	0	1	0	0	0	5	0	0	0
Pct 9226 - Election Day Reporting	817	64	7.83		0	1	0	0	0	0	0	2	0	0	0
Pct 9226 - VBM Reporting	817	152	18.60		0	0	3	1	0	0	0	3	0	0	0
Pct 9227 - Election Day Reporting	692	59	8.53		0	2	0	0	0	0	0	0	0	0	0
Pct 9227 - VBM Reporting	692	204	29.48		0	0	1	1	0	0	0	6	1	0	0
Pct 9228 - Election Day Reporting	665	74	11.13		0	3	0	0	0	0	0	1	1	0	0
Pct 9228 - VBM Reporting	665	174	26.17		1	1	0	1	0	0	0	3	1	0	0
Pct 9229 - Election Day Reporting	532	53	9.96		0	0	0	0	0	0	0	1	0	0	0
Pct 9229 - VBM Reporting	532	123	23.12		0	0	0	0	0	0	0	4	0	0	0
Pct 9231 - Election Day Reporting	915	107	11.69		0	4	0	0	0	0	0	0	0	0	0
Pct 9231 - VBM Reporting	915	176	19.23		0	5	0	0	0	0	0	6	0	0	0
Pct 9232 - Election Day Reporting	675	66	9.78		1	1	0	0	0	0	0	0	0	0	0
Pct 9232 - VBM Reporting	675	142	21.04		0	1	0	2	0	0	0	3	0	0	0
Pct 9233 - Election Day Reporting	692	47	6.79		0	0	0	0	0	0	0	1	0	0	0
Pct 9233 - VBM Reporting	692	182	26.30		0	2	0	0	0	0	0	6	1	0	0
Pct 9234 - Election Day Reporting	648	63	9.72		0	2	0	0	0	0	0	2	0	0	0
Pct 9234 - VBM Reporting	648	172	26.54		2	2	0	0	0	0	0	11	1	0	0
Pct 9235 - Election Day Reporting	839	83	9.89		0	0	0	0	0	0	0	2	0	0	0
Pct 9235 - VBM Reporting	839	167	19.90		0	0	0	0	0	0	0	4	1	0	0
Pct 9236 - Election Day Reporting	636	53	8.33		0	0	0	0	0	0	0	0	0	0	0
Pct 9236 - VBM Reporting	636	126	19.81		0	1	0	0	0	0	0	2	0	0	0

**THE CITY AND COUNTY OF SAN FRANCISCO Statement of Vote  
PRIMARY ELECTION JUNE 2014**

NON-PARTISAN GOVERNOR															
	Registration	Ballots Cast	Turnout (%)		ROBERT NEWMAN	CINDY L. SHEEHAN	JOE LEICHT	WRITE-IN	WRITE-IN - KAREN JILL BERNAL	WRITE-IN - JIMELLE L. WALLS	WRITE-IN - NICKOLAS WILDSTAR	Under Vote	Over Vote		
Pct 9237 - Election Day Reporting	821	58	7.06		0	0	0	1	0	0	0	3	0	0	0
Pct 9237 - VBM Reporting	821	159	19.37		1	0	0	1	0	0	0	0	0	0	0
Pct 9238 - Election Day Reporting	746	45	6.03		1	1	0	0	0	0	0	0	0	0	0
Pct 9238 - VBM Reporting	746	184	24.66		0	0	0	2	0	0	0	3	1	0	0
Pct 9239 - Election Day Reporting	777	57	7.34		0	0	0	0	0	0	0	1	0	0	0
Pct 9239 - VBM Reporting	777	191	24.58		0	1	0	0	0	0	0	5	0	0	0
Pct 9241 - Election Day Reporting	879	68	7.74		0	0	0	1	0	0	0	1	0	0	0
Pct 9241 - VBM Reporting	879	154	17.52		0	0	0	1	0	0	0	3	0	0	0
Pct 9242 - Election Day Reporting	844	66	7.82		1	0	0	0	0	0	0	3	0	0	0
Pct 9242 - VBM Reporting	844	156	18.48		0	1	1	0	0	0	0	4	0	0	0
Pct 9243 - Election Day Reporting	543	47	8.66		0	0	0	0	0	0	0	2	0	0	0
Pct 9243 - VBM Reporting	543	92	16.94		0	1	0	0	0	0	0	3	0	0	0
Pct 9244 - Election Day Reporting	763	65	8.52		0	1	0	0	0	0	0	1	0	0	0
Pct 9244 - VBM Reporting	763	118	15.47		1	2	0	0	0	0	0	4	0	0	0
Pct 9245 - Election Day Reporting	631	61	9.67		1	1	0	0	0	0	0	4	0	0	0
Pct 9245 - VBM Reporting	631	104	16.48		0	0	0	0	0	0	0	4	0	0	0
Pct 9246 - Election Day Reporting	803	38	4.73		1	1	0	1	0	0	0	1	0	0	0
Pct 9246 - VBM Reporting	803	152	18.93		0	2	0	0	0	0	0	3	0	0	0
Pct 9247 - Election Day Reporting	800	57	7.13		1	1	0	0	0	0	0	3	0	0	0
Pct 9247 - VBM Reporting	800	160	20.00		0	1	0	1	0	0	0	4	0	0	0
Pct 9248 - Election Day Reporting	752	53	7.05		0	0	0	0	0	0	0	1	0	0	0
Pct 9248 - VBM Reporting	752	139	18.48		0	1	0	0	0	0	0	3	0	0	0
Pct 9249 - Election Day Reporting	805	73	9.07		0	1	1	0	0	0	0	1	0	0	0
Pct 9249 - VBM Reporting	805	149	18.51		0	1	1	1	0	0	0	1	1	0	0
Pct 9251 - Election Day Reporting	822	93	11.31		0	3	0	0	0	0	0	5	0	0	0
Pct 9251 - VBM Reporting	822	155	18.86		1	1	0	0	0	0	0	7	0	0	0
Pct 9252 - Election Day Reporting	807	63	7.81		0	3	1	0	0	0	0	0	0	0	0
Pct 9252 - VBM Reporting	807	160	19.83		1	1	0	1	0	0	0	8	0	0	0
Pct 9253 - Election Day Reporting	717	58	8.09		1	0	0	0	0	0	0	1	0	0	0
Pct 9253 - VBM Reporting	717	147	20.50		4	1	0	0	0	0	0	4	1	0	0
Pct 9254 - Election Day Reporting	818	50	6.11		0	0	0	0	0	0	0	0	0	0	0
Pct 9254 - VBM Reporting	818	155	18.95		1	2	0	0	0	0	0	5	0	0	0
Pct 9255 - Election Day Reporting	486	43	8.85		0	1	0	0	0	0	0	2	0	0	0
Pct 9255 - VBM Reporting	486	62	12.76		0	1	0	0	0	0	0	0	1	0	0
Pct 9256 - Election Day Reporting	325	16	4.92		0	0	0	0	0	0	0	0	0	0	0
Pct 9256 - VBM Reporting	325	48	14.77		0	0	0	0	0	0	0	0	0	0	0
Pct 9257 MB - Election Day Repo	259	0	0.00		0	0	0	0	0	0	0	0	0	0	0
Pct 9257 MB - VBM Reporting	259	67	25.87		1	1	0	0	0	0	0	1	0	0	0
Pct 9258 - Election Day Reporting	590	33	5.58		0	0	0	0	0	0	0	1	0	0	0
Pct 9258 - VBM Reporting	590	126	21.69		0	1	1	1	0	0	0	2	0	0	0
Pct 9401 - Election Day Reporting	842	82	9.74		1	1	1	0	0	0	0	6	0	0	0
Pct 9401 - VBM Reporting	842	135	16.03		1	4	0	1	0	0	0	3	0	0	0
Pct 9402 - Election Day Reporting	860	64	7.44		0	2	0	0	0	0	0	1	0	0	0
Pct 9402 - VBM Reporting	860	140	16.28		2	4	0	0	0	0	0	3	0	0	0
Pct 9403 - Election Day Reporting	800	42	5.25		0	0	0	0	0	0	0	3	1	0	0
Pct 9403 - VBM Reporting	800	160	20.00		4	4	0	1	0	0	0	12	1	0	0
Pct 9404 - Election Day Reporting	821	64	7.80		2	2	0	0	0	0	0	3	0	0	0
Pct 9404 - VBM Reporting	821	179	21.80		0	0	0	0	0	0	0	9	1	0	0
Pct 9405 - Election Day Reporting	682	79	11.58		1	2	0	0	0	0	0	1	0	0	0
Pct 9405 - VBM Reporting	682	120	17.60		4	3	1	0	0	0	0	4	0	0	0
Pct 9406 - Election Day Reporting	819	65	8.42		0	1	0	0	0	0	0	4	0	0	0
Pct 9406 - VBM Reporting	819	159	19.29		2	1	0	1	0	0	0	3	0	0	0
Pct 9407 - Election Day Reporting	812	54	6.65		1	2	0	0	0	0	0	1	1	0	0
Pct 9407 - VBM Reporting	812	133	16.38		0	3	0	1	0	0	0	5	1	0	0
Pct 9408 - Election Day Reporting	717	53	7.39		0	1	0	0	0	0	0	1	0	0	0
Pct 9408 - VBM Reporting	717	110	15.34		0	1	0	1	0	0	0	6	0	0	0
Pct 9409 - Election Day Reporting	539	48	8.91		0	2	0	0	0	0	0	2	0	0	0

**THE CITY AND COUNTY OF SAN FRANCISCO Statement of Vote  
PRIMARY ELECTION JUNE 2014**

NON-PARTISAN GOVERNOR																	
	Registration	Ballots Cast	Turnout(%)		ROBERT NEWMAN	CINDY L. SHEEHAN	JOE LEICHT	WRITE-IN	WRITE-IN - KAREN JILL BERNAL	WRITE-IN - JIMELLE L. WALLS	WRITE-IN - NICKOLAS WILDSTAR	Under Vote	Over Vote				
Pct 9409 - VBM Reporting	539	95	17.63		0	0	0	3	0	0	0	6	0	0	0	0	0
Pct 9411 - Election Day Reporting	851	62	7.29		0	5	0	0	0	0	0	3	0	0	0	0	0
Pct 9411 - VBM Reporting	851	131	15.39		0	6	0	0	0	0	0	2	0	0	0	0	0
Pct 9412 - Election Day Reporting	798	72	9.02		0	1	0	2	0	0	0	2	0	0	0	0	0
Pct 9412 - VBM Reporting	798	160	20.05		1	7	0	4	0	0	0	9	0	0	0	0	0
Pct 9413 - Election Day Reporting	821	52	6.33		2	3	0	0	0	0	0	3	0	0	0	0	0
Pct 9413 - VBM Reporting	821	172	20.95		1	3	0	1	0	0	0	8	0	0	0	0	0
Pct 9414 - Election Day Reporting	806	64	7.94		2	1	0	0	0	0	0	1	0	0	0	0	0
Pct 9414 - VBM Reporting	806	170	21.09		1	2	1	1	0	0	0	3	0	0	0	0	0
Pct 9415 - Election Day Reporting	689	54	7.84		0	0	0	0	0	0	0	0	0	0	0	0	0
Pct 9415 - VBM Reporting	689	144	20.90		1	3	0	3	0	0	0	3	1	0	0	0	0
Pct 9416 - Election Day Reporting	867	81	9.34		1	0	0	0	0	0	0	5	0	0	0	0	0
Pct 9416 - VBM Reporting	867	162	18.69		0	3	0	1	0	0	0	3	0	0	0	0	0
Pct 9417 - Election Day Reporting	676	40	5.92		0	2	0	1	0	0	0	4	0	0	0	0	0
Pct 9417 - VBM Reporting	676	139	20.56		0	0	0	0	0	0	0	4	1	0	0	0	0
Pct 9418 - Election Day Reporting	688	47	6.83		2	2	0	0	0	0	0	1	0	0	0	0	0
Pct 9418 - VBM Reporting	688	154	22.38		4	1	1	1	0	0	0	8	0	0	0	0	0
Pct 9419 - Election Day Reporting	796	76	9.55		1	0	0	0	0	0	0	3	1	0	0	0	0
Pct 9419 - VBM Reporting	796	187	23.49		1	2	2	3	0	0	0	8	0	0	0	0	0
Pct 9421 - Election Day Reporting	812	50	6.16		0	1	0	0	0	0	0	1	0	0	0	0	0
Pct 9421 - VBM Reporting	812	198	24.38		4	2	0	1	0	0	0	11	0	0	0	0	0
Pct 9422 - Election Day Reporting	925	83	8.97		0	2	0	0	0	0	0	2	0	0	0	0	0
Pct 9422 - VBM Reporting	925	185	20.00		2	3	1	1	0	0	0	2	0	0	0	0	0
Pct 9423 - Election Day Reporting	809	59	7.29		0	2	0	0	0	0	0	0	0	0	0	0	0
Pct 9423 - VBM Reporting	809	151	18.67		1	1	0	0	0	0	0	2	2	0	0	0	0
Pct 9424 - Election Day Reporting	826	57	6.90		0	2	0	0	0	0	0	0	0	0	0	0	0
Pct 9424 - VBM Reporting	826	180	21.79		3	2	0	1	0	0	0	7	0	0	0	0	0
Pct 9425 - Election Day Reporting	808	40	4.95		1	0	0	0	0	0	0	1	0	0	0	0	0
Pct 9425 - VBM Reporting	808	162	20.05		0	2	0	2	0	0	0	4	0	0	0	0	0
Pct 9426 - Election Day Reporting	727	57	7.84		1	0	0	0	0	0	0	3	0	0	0	0	0
Pct 9426 - VBM Reporting	727	137	18.84		0	1	1	0	0	0	0	5	1	0	0	0	0
Pct 9427 - Election Day Reporting	797	57	7.15		0	0	0	0	0	0	0	2	0	0	0	0	0
Pct 9427 - VBM Reporting	797	185	23.21		2	2	0	0	0	0	0	4	0	0	0	0	0
Pct 9428 - Election Day Reporting	854	51	5.97		1	1	1	0	0	0	0	2	0	0	0	0	0
Pct 9428 - VBM Reporting	854	186	21.78		0	3	1	2	0	0	0	3	0	0	0	0	0
Pct 9429 - Election Day Reporting	774	90	11.63		0	1	0	0	0	0	0	4	0	0	0	0	0
Pct 9429 - VBM Reporting	774	159	20.54		0	8	0	0	0	0	0	4	0	0	0	0	0
Pct 9431 - Election Day Reporting	868	70	8.06		0	1	0	0	0	0	0	3	0	0	0	0	0
Pct 9431 - VBM Reporting	868	224	25.81		0	3	0	1	0	0	0	11	1	0	0	0	0
Pct 9432 - Election Day Reporting	851	84	9.87		0	3	0	0	0	0	0	5	0	0	0	0	0
Pct 9432 - VBM Reporting	851	176	20.68		0	2	0	3	0	0	0	4	0	0	0	0	0
Pct 9433 - Election Day Reporting	839	53	6.32		0	0	1	0	0	0	0	3	1	0	0	0	0
Pct 9433 - VBM Reporting	839	186	22.17		1	1	0	0	0	0	0	9	1	0	0	0	0
Pct 9434 - Election Day Reporting	889	62	6.97		0	0	0	0	0	0	0	5	0	0	0	0	0
Pct 9434 - VBM Reporting	889	208	23.40		0	5	2	1	0	0	0	2	2	0	0	0	0
Pct 9435 - Election Day Reporting	855	89	10.41		1	1	0	0	0	0	0	2	0	0	0	0	0
Pct 9435 - VBM Reporting	855	185	22.11		3	2	0	1	0	0	0	6	0	0	0	0	0
Pct 9436 - Election Day Reporting	900	64	7.11		1	1	0	2	0	0	0	4	0	0	0	0	0
Pct 9436 - VBM Reporting	900	227	25.22		2	1	2	1	0	0	0	6	1	0	0	0	0
Pct 9437 - Election Day Reporting	825	75	9.09		0	1	1	0	0	0	0	1	0	0	0	0	0
Pct 9437 - VBM Reporting	825	176	21.33		0	2	0	0	0	0	0	7	0	0	0	0	0
Pct 9438 - Election Day Reporting	841	65	8.20		0	2	0	0	0	0	0	0	0	0	0	0	0
Pct 9438 - VBM Reporting	841	186	22.35		3	1	0	0	0	0	0	3	0	0	0	0	0
Pct 9439 - Election Day Reporting	827	62	7.50		0	1	0	0	0	0	0	0	0	0	0	0	0
Pct 9439 - VBM Reporting	827	174	21.04		1	2	0	1	0	0	0	0	0	0	0	0	0
Pct 9441 - Election Day Reporting	895	67	7.49		1	2	0	0	0	0	0	1	0	0	0	0	0
Pct 9441 - VBM Reporting	895	197	22.01		1	4	0	1	0	0	0	2	1	0	0	0	0



**THE CITY AND COUNTY OF SAN FRANCISCO Statement of Vote  
PRIMARY ELECTION JUNE 2014**

NON-PARTISAN GOVERNOR																	
	Registration	Ballots Cast	Turnout (%)		ROBERT NEWMAN	CINDY L. SHEEHAN	JOE LEIGHT	WRITE-IN	WRITE-IN - KAREN JILL BERNAL	WRITE-IN - JIMELLE L. WALLS	WRITE-IN - NICKOLAS WILDSTAR	Under Vote	Over Vote				
Pct 9442 - Election Day Reporting	896	80	8.93		0	0	1	0	0	0	0	2	0	0	0	0	0
Pct 9442 - VBM Reporting	896	166	18.53		4	2	1	1	0	0	0	11	2	0	0	0	0
Pct 9443 - Election Day Reporting	780	56	7.56		0	1	1	0	0	0	0	0	0	0	0	0	0
Pct 9443 - VBM Reporting	780	159	20.38		2	2	0	1	0	0	0	3	0	0	0	0	0
Pct 9444 - Election Day Reporting	819	41	5.01		0	1	0	0	0	0	0	2	1	0	0	0	0
Pct 9444 - VBM Reporting	819	175	21.37		1	1	0	3	0	0	0	3	0	0	0	0	0
Pct 9445 - Election Day Reporting	853	72	8.44		0	0	0	0	0	0	0	2	0	0	0	0	0
Pct 9445 - VBM Reporting	853	205	24.03		3	5	0	0	0	0	0	5	3	0	0	0	0
Pct 9446 - Election Day Reporting	906	81	8.94		0	1	0	0	0	0	0	1	0	0	0	0	0
Pct 9446 - VBM Reporting	906	210	23.18		0	1	0	0	0	0	0	4	1	0	0	0	0
Pct 9447 - Election Day Reporting	860	58	6.74		1	1	0	0	0	0	0	1	0	0	0	0	0
Pct 9447 - VBM Reporting	860	181	21.05		0	2	0	3	0	0	0	5	0	0	0	0	0
Pct 9448 - Election Day Reporting	834	55	6.59		0	2	0	0	0	0	0	3	0	0	0	0	0
Pct 9448 - VBM Reporting	834	177	21.22		5	3	1	0	0	0	0	2	0	0	0	0	0
Pct 9449 - Election Day Reporting	678	51	7.52		0	0	0	0	0	0	0	0	0	0	0	0	0
Pct 9449 - VBM Reporting	678	159	23.45		1	3	0	1	0	0	0	5	1	0	0	0	0
Pct 9451 - Election Day Reporting	368	36	9.78		0	1	0	0	0	0	0	1	0	0	0	0	0
Pct 9451 - VBM Reporting	368	89	24.18		0	0	0	1	0	0	0	4	0	0	0	0	0
Pct 9452 - Election Day Reporting	715	67	9.37		1	2	0	1	0	0	0	1	0	0	0	0	0
Pct 9452 - VBM Reporting	715	138	19.30		1	7	1	0	0	0	0	5	0	0	0	0	0
Pct 9453 - Election Day Reporting	434	33	7.60		0	0	0	0	0	0	0	0	0	0	0	0	0
Pct 9453 - VBM Reporting	434	105	25.12		0	1	1	2	0	0	0	3	0	0	0	0	0
Pct 9501 MB - Election Day Repo	125	1	0.80		0	0	0	0	0	0	0	0	0	0	0	0	0
Pct 9501 MB - VBM Reporting	125	41	32.80		0	0	0	0	0	0	0	0	1	0	0	0	0
Pct 9502 MB - Election Day Repo	188	0	0.00		0	0	0	0	0	0	0	0	0	0	0	0	0
Pct 9502 MB - VBM Reporting	188	63	33.51		0	1	0	0	0	0	0	1	0	0	0	0	0
Pct 9503/9504 - Election Day Rep	625	33	5.28		0	1	0	0	0	0	0	0	0	0	0	0	0
Pct 9503/9504 - VBM Reporting	625	109	17.44		2	7	0	0	0	0	0	2	1	0	0	0	0
Pct 9505 - Election Day Reporting	727	50	6.88		0	1	0	0	0	0	0	1	0	0	0	0	0
Pct 9505 - VBM Reporting	727	144	19.81		1	4	0	2	0	0	0	1	0	0	0	0	0
Pct 9506 - Election Day Reporting	706	47	6.66		1	1	0	1	0	0	0	1	0	0	0	0	0
Pct 9506 - VBM Reporting	706	101	14.31		1	1	0	0	0	0	0	0	2	0	0	0	0
Pct 9507 - Election Day Reporting	670	61	9.10		0	4	0	0	0	0	0	1	0	0	0	0	0
Pct 9507 - VBM Reporting	670	114	17.01		1	6	1	4	0	0	0	2	0	0	0	0	0
Pct 9508 - Election Day Reporting	708	48	6.78		0	1	0	0	0	0	0	1	0	0	0	0	0
Pct 9508 - VBM Reporting	708	83	11.72		0	2	0	0	0	0	0	1	1	0	0	0	0
Pct 9509 - Election Day Reporting	588	48	8.33		0	2	0	0	0	0	0	1	0	0	0	0	0
Pct 9509 - VBM Reporting	588	96	16.33		0	3	0	0	0	0	0	3	0	0	0	0	0
Pct 9511 - Election Day Reporting	572	64	11.19		1	0	0	1	0	0	0	3	0	0	0	0	0
Pct 9511 - VBM Reporting	572	85	14.86		0	0	0	1	0	0	0	3	1	0	0	0	0
Pct 9512 - Election Day Reporting	703	47	6.69		0	0	0	0	0	0	0	0	1	0	0	0	0
Pct 9512 - VBM Reporting	703	117	16.64		0	0	0	0	0	0	0	3	1	0	0	0	0
Pct 9513 - Election Day Reporting	808	62	7.67		1	3	0	0	0	0	0	1	0	0	0	0	0
Pct 9513 - VBM Reporting	808	108	13.37		0	3	0	4	0	0	0	0	0	0	0	0	0
Pct 9514/9522 - Election Day Rep	852	80	9.39		0	5	0	0	0	0	0	2	0	0	0	0	0
Pct 9514/9522 - VBM Reporting	852	97	11.38		1	1	1	0	0	0	0	6	0	0	0	0	0
Pct 9515 - Election Day Reporting	651	65	9.98		0	5	0	0	0	0	0	1	1	0	0	0	0
Pct 9515 - VBM Reporting	651	97	14.90		2	0	0	0	0	0	0	1	0	0	0	0	0
Pct 9516 - Election Day Reporting	794	90	11.34		0	2	0	0	0	0	0	4	4	0	0	0	0
Pct 9516 - VBM Reporting	794	141	17.76		2	5	0	1	0	0	0	2	0	0	0	0	0
Pct 9517 - Election Day Reporting	740	63	8.51		0	1	0	0	0	0	0	1	0	0	0	0	0
Pct 9517 - VBM Reporting	740	123	16.62		1	3	0	0	0	0	0	2	0	0	0	0	0
Pct 9518 - Election Day Reporting	684	64	9.36		3	0	0	0	0	0	0	1	0	0	0	0	0
Pct 9518 - VBM Reporting	684	87	12.72		1	2	0	0	0	0	0	1	0	0	0	0	0
Pct 9519 - Election Day Reporting	821	91	11.08		2	1	0	1	0	0	0	0	0	0	0	0	0
Pct 9519 - VBM Reporting	821	126	15.35		0	2	0	1	0	0	0	2	0	0	0	0	0
Pct 9521 - Election Day Reporting	841	99	11.77		0	2	0	0	0	0	0	3	0	0	0	0	0

**THE CITY AND COUNTY OF SAN FRANCISCO Statement of Vote  
PRIMARY ELECTION JUNE 2014**

NON-PARTISAN GOVERNOR															
	Registration	Ballots Cast	Turnout(%)		ROBERT NEWMAN	CINDY L. SHEEHAN	JOE LEICHT	WRITE-IN	WRITE-IN - KAREN JILL BERNAL	WRITE-IN - JIMELLE L. WALLS	WRITE-IN - NICKOLAS WILDSTAR	Under Vote	Over Vote		
Pct 9521 - VBM Reporting	841	122	14.63		0	1	0	0	0	0	0	2	0	0	0
Pct 9701 - Election Day Reporting	608	65	10.69		1	1	0	0	0	0	0	2	0	0	0
Pct 9701 - VBM Reporting	608	134	22.04		0	2	0	1	0	0	0	6	0	0	0
Pct 9702 - Election Day Reporting	665	65	9.77		0	1	1	0	0	0	0	0	0	0	0
Pct 9702 - VBM Reporting	665	114	17.14		0	1	1	0	0	0	0	4	0	0	0
Pct 9703 - Election Day Reporting	871	72	8.27		0	0	0	0	0	0	0	3	0	0	0
Pct 9703 - VBM Reporting	871	201	23.08		0	4	0	2	0	0	0	6	0	0	0
Pct 9704 - Election Day Reporting	880	76	8.64		0	2	0	0	0	0	0	1	1	0	0
Pct 9704 - VBM Reporting	880	199	22.61		0	3	0	1	0	0	0	3	0	0	0
Pct 9705 - Election Day Reporting	823	58	7.05		0	2	0	1	0	0	0	0	0	0	0
Pct 9705 - VBM Reporting	823	165	20.05		1	1	0	1	0	0	0	5	2	0	0
Pct 9706 MB - Election Day Reporting	55	0	0.00		0	0	0	0	0	0	0	0	0	0	0
Pct 9706 MB - VBM Reporting	55	16	32.73		0	0	0	2	0	0	0	0	0	0	0
Pct 9707 - Election Day Reporting	725	54	7.45		2	0	0	1	0	0	0	0	0	0	0
Pct 9707 - VBM Reporting	725	193	26.62		0	6	0	2	0	0	0	4	2	0	0
Pct 9708 - Election Day Reporting	826	66	7.99		0	0	0	0	0	0	0	0	0	0	0
Pct 9708 - VBM Reporting	826	176	21.55		0	1	0	1	0	0	0	6	3	0	0
Pct 9709 - Election Day Reporting	877	81	9.24		0	3	0	0	0	0	0	1	0	0	0
Pct 9709 - VBM Reporting	877	202	23.03		4	1	0	2	0	0	0	7	1	0	0
Pct 9711 - Election Day Reporting	575	76	13.57		1	1	1	0	0	0	0	2	0	0	0
Pct 9711 - VBM Reporting	575	152	26.43		1	5	1	0	0	0	0	1	0	0	0
Pct 9712 - Election Day Reporting	589	73	12.39		0	0	0	0	0	0	0	2	0	0	0
Pct 9712 - VBM Reporting	589	152	25.81		0	2	0	0	0	0	0	0	0	0	0
Pct 9713 - Election Day Reporting	866	57	6.58		0	1	0	0	0	0	0	1	1	0	0
Pct 9713 - VBM Reporting	866	193	22.29		0	1	0	0	0	0	0	6	2	0	0
Pct 9714 - Election Day Reporting	864	88	10.19		0	0	0	0	0	0	0	1	0	0	0
Pct 9714 - VBM Reporting	864	247	28.59		2	0	0	1	0	0	0	9	0	0	0
Pct 9715 - Election Day Reporting	554	86	15.88		0	0	0	0	0	0	0	2	0	0	0
Pct 9715 - VBM Reporting	554	148	26.71		1	5	0	1	0	0	0	3	0	0	0
Pct 9716 - Election Day Reporting	829	71	8.56		1	6	0	0	0	0	0	2	0	0	0
Pct 9716 - VBM Reporting	829	167	22.56		2	2	0	1	0	0	0	6	0	0	0
Pct 9717 - Election Day Reporting	881	80	9.08		0	0	0	0	0	0	0	2	1	0	0
Pct 9717 - VBM Reporting	881	188	21.34		0	4	0	3	0	0	0	4	0	0	0
Pct 9718 - Election Day Reporting	800	106	13.25		0	0	1	0	0	0	0	6	1	0	0
Pct 9718 - VBM Reporting	800	230	28.75		0	2	0	2	0	0	0	5	1	0	0
Pct 9719 - Election Day Reporting	828	108	13.04		0	1	0	0	0	0	0	2	0	0	0
Pct 9719 - VBM Reporting	828	218	26.33		0	0	1	2	0	0	0	5	1	0	0
Pct 9721 - Election Day Reporting	598	81	13.55		1	0	0	0	0	0	0	2	0	0	0
Pct 9721 - VBM Reporting	598	146	24.41		1	3	0	2	0	0	0	2	2	0	0
Pct 9722 - Election Day Reporting	583	62	10.63		0	2	0	0	0	0	0	3	0	0	0
Pct 9722 - VBM Reporting	583	158	27.10		3	0	0	1	0	0	0	2	0	0	0
Pct 9723 - Election Day Reporting	415	25	6.02		0	0	0	0	0	0	0	1	0	0	0
Pct 9723 - VBM Reporting	415	132	31.81		0	0	1	1	0	0	0	5	1	0	0
Pct 9724 - Election Day Reporting	841	75	8.92		0	0	0	0	0	0	0	1	0	0	0
Pct 9724 - VBM Reporting	841	248	29.49		6	6	0	4	0	0	0	10	0	0	0
Pct 9725 - Election Day Reporting	878	45	5.13		0	1	0	0	0	0	0	4	0	0	0
Pct 9725 - VBM Reporting	878	222	25.28		0	0	1	0	0	0	0	9	0	0	0
Pct 9726 - Election Day Reporting	695	48	6.91		1	1	0	0	0	0	0	1	0	0	0
Pct 9726 - VBM Reporting	695	94	13.53		0	4	0	0	0	0	0	4	0	0	0
Pct 9727 - Election Day Reporting	405	39	9.63		0	0	0	0	0	0	0	0	0	0	0
Pct 9727 - VBM Reporting	405	113	27.90		0	0	1	0	0	0	0	3	0	0	0
Pct 9728 - Election Day Reporting	883	97	10.99		0	1	0	1	0	0	0	1	0	0	0
Pct 9728 - VBM Reporting	883	238	26.95		0	1	1	0	0	0	0	5	0	0	0
Pct 9729 - Election Day Reporting	703	79	11.24		0	0	0	0	0	0	0	3	0	0	0
Pct 9729 - VBM Reporting	703	183	26.03		0	1	1	2	0	0	0	3	0	0	0
Pct 9731 - Election Day Reporting	497	63	16.70		1	0	0	0	0	0	0	1	0	0	0
Pct 9731 - VBM Reporting	497	113	22.74		1	1	0	1	0	0	0	1	0	0	0

**THE CITY AND COUNTY OF SAN FRANCISCO Statement of Vote  
PRIMARY ELECTION JUNE 2014**

NON-PARTISAN GOVERNOR														
	Registration	Ballots Cast	Turnout (%)	ROBERT NEWMAN	CINDY L. SHEEHAN	JOE LEICHT	WRITE-IN	WRITE-IN - KAREN JILL BERNAL	WRITE-IN - JIMELLE L. WALLS	WRITE-IN - NICKOLAS WILDSTAR	Under Vote	Over Vote		
Pct 9732 MB - Election Day Repo	65	0	0.00	0	0	0	0	0	0	0	0	0	0	0
Pct 9732 MB - VBM Reporting	65	29	44.62	0	1	0	0	0	0	0	1	0	0	0
Pct 9733 MB - Election Day Repo	210	1	0.48	0	0	0	0	0	0	0	0	0	0	0
Pct 9733 MB - VBM Reporting	210	89	41.90	0	0	0	0	0	0	0	1	0	0	0
Pct 9734 - Election Day Reporting	569	62	10.90	0	0	0	0	0	0	0	2	0	0	0
Pct 9734 - VBM Reporting	569	186	32.69	0	2	0	0	0	0	0	2	0	0	0
Pct 9735 - Election Day Reporting	738	93	12.60	0	0	0	1	0	0	0	0	0	0	0
Pct 9735 - VBM Reporting	738	215	29.13	1	2	1	1	0	0	0	1	1	0	0
Pct 9736 - Election Day Reporting	666	78	11.71	0	0	0	0	0	0	0	2	0	0	0
Pct 9736 - VBM Reporting	666	191	28.68	0	3	1	2	0	0	0	2	0	0	0
Pct 9737 - Election Day Reporting	738	55	7.47	0	2	0	0	0	0	0	1	1	0	0
Pct 9737 - VBM Reporting	738	229	31.11	0	4	0	0	0	0	0	1	0	0	0
Pct 9738 - Election Day Reporting	672	49	7.29	1	1	0	0	0	0	0	0	0	0	0
Pct 9738 - VBM Reporting	672	146	21.73	0	3	0	2	0	0	0	3	0	0	0
Pct 9739 - Election Day Reporting	791	39	4.93	0	1	0	0	0	0	0	0	0	0	0
Pct 9739 - VBM Reporting	791	104	13.15	0	4	0	0	0	0	0	4	2	0	0
Pct 9741 - Election Day Reporting	631	2	0.32	0	0	0	0	0	0	0	0	0	0	0
Pct 9741 - VBM Reporting	631	1	0.16	0	0	0	0	0	0	0	0	0	0	0
Pct 9742 - Election Day Reporting	563	66	11.72	0	0	0	0	0	0	0	0	0	0	0
Pct 9742 - VBM Reporting	563	116	20.60	3	1	0	1	0	0	0	1	0	0	0
Pct 9743 - Election Day Reporting	839	56	6.68	0	2	0	0	0	0	0	0	0	0	0
Pct 9743 - VBM Reporting	839	169	20.14	1	3	1	2	0	0	0	1	2	0	0
Pct 9744 - Election Day Reporting	817	66	8.08	1	4	0	0	0	0	0	3	0	0	0
Pct 9744 - VBM Reporting	817	121	14.81	1	1	0	2	0	0	0	5	2	0	0
Pct 9745 - Election Day Reporting	898	58	6.46	0	2	0	0	0	0	0	0	0	0	0
Pct 9745 - VBM Reporting	898	109	12.14	3	1	0	0	0	0	0	2	1	0	0
Pct 9746 - Election Day Reporting	867	98	11.07	2	1	0	1	0	0	0	0	0	0	0
Pct 9746 - VBM Reporting	867	222	25.61	1	1	0	0	0	0	0	4	0	0	0
Pct 9747 - Election Day Reporting	858	74	8.62	0	3	0	0	0	0	0	2	0	0	0
Pct 9747 - VBM Reporting	858	176	20.51	1	3	0	2	0	0	0	1	0	0	0
Pct 9748 - Election Day Reporting	888	86	9.68	0	0	0	0	0	0	0	1	0	0	0
Pct 9748 - VBM Reporting	888	211	23.76	1	3	0	3	0	0	0	6	1	0	0
Pct 9749 - Election Day Reporting	770	59	7.66	1	2	0	0	0	0	0	3	0	0	0
Pct 9749 - VBM Reporting	770	145	18.83	0	2	1	0	0	0	0	5	0	0	0
Pct 9751 - Election Day Reporting	854	77	9.02	2	3	0	2	0	0	0	1	0	0	0
Pct 9751 - VBM Reporting	854	236	27.63	3	0	1	0	0	0	0	1	0	0	0
Pct 9752 - Election Day Reporting	652	63	9.66	0	0	0	0	0	0	0	3	0	0	0
Pct 9752 - VBM Reporting	652	202	30.98	3	4	0	0	0	0	0	7	0	0	0
Pct 9753 - Election Day Reporting	691	56	8.10	0	0	0	0	0	0	0	3	0	0	0
Pct 9753 - VBM Reporting	691	160	23.15	1	3	0	2	0	0	0	4	0	0	0
Pct 9754 - Election Day Reporting	664	73	10.99	1	4	0	0	0	0	0	0	0	0	0
Pct 9754 - VBM Reporting	664	167	25.15	1	2	0	2	0	0	0	3	0	0	0
Pct 9755 - Election Day Reporting	504	52	10.32	0	1	0	0	0	0	0	3	0	0	0
Pct 9755 - VBM Reporting	504	131	25.99	0	0	0	0	0	0	0	1	2	0	0
Pct 9756 - Election Day Reporting	786	48	6.11	0	0	0	1	0	0	0	2	0	0	0
Pct 9756 - VBM Reporting	786	180	22.90	1	1	2	4	0	0	0	5	1	0	0
Pct 9801 - Election Day Reporting	381	40	10.50	0	1	0	0	0	0	0	2	0	0	0
Pct 9801 - VBM Reporting	381	80	21.00	0	2	0	0	0	0	0	3	0	0	0
Pct 9900 MB - Election Day Repo	0	0	0.00	0	0	0	0	0	0	0	0	0	0	0
Pct 9900 MB - VBM Reporting	0	0	0.00	0	0	0	0	0	0	0	0	0	0	0
Pct 9901 MB - Election Day Repo	0	0	0.00	0	0	0	0	0	0	0	0	0	0	0
Pct 9901 MB - VBM Reporting	0	0	0.00	0	0	0	0	0	0	0	0	0	0	0
Pct 9902 MB - Election Day Repo	0	0	0.00	0	0	0	0	0	0	0	0	0	0	0
Pct 9902 MB - VBM Reporting	0	0	0.00	0	0	0	0	0	0	0	0	0	0	0
Election Day Reporting Totals	435757	39406	9.04	194	908	49	68	0	0	0	1005	146	0	0

**THE CITY AND COUNTY OF SAN FRANCISCO Statement of Vote  
PRIMARY ELECTION JUNE 2014**

NON-PARTISAN GOVERNOR														
	Registration	Ballots Cast	Turnout(%)	ROBERT NEWMAN	CINDY L. SHEEHAN	JOE LEIGHT	WRITE-IN	WRITE-IN - KAREN JILL BERNAL	WRITE-IN - JIMELLE L. WALLS	WRITE-IN - NICKOLAS WILDSTAR	Under Vote	Over Vote		
VBM Reporting Totals	435757	89993	20.65	460	1392	139	292	0	0	0	2263	484	0	0
District Totals - Absentee														
District Grand Totals														
12TH CONGRESSIONAL DISTRICT	385648	114107	29.59	550	2085	164	276	0	0	0	2881	557	0	0
13TH CONGRESSIONAL DISTRICT	0	0	0.00	0	0	0	0	0	0	0	0	0	0	0
14TH CONGRESSIONAL DISTRICT	50109	15292	30.52	104	215	24	84	0	0	0	387	73	0	0
11TH SENATORIAL DISTRICT	435757	129399	29.70	654	2300	188	360	0	0	0	3268	630	0	0
17TH ASSEMBLY DISTRICT	251482	76933	30.59	339	1508	108	103	0	0	0	1870	449	0	0
19TH ASSEMBLY DISTRICT	184275	52466	28.47	315	792	80	257	0	0	0	1398	181	0	0
BOARD OF EQ. DISTRICT 2	435757	129399	29.70	654	2300	188	360	0	0	0	3268	630	0	0
SUPERVISORIAL DISTRICT 1	37767	10489	27.77	59	190	15	57	0	0	0	295	41	0	0
SUPERVISORIAL DISTRICT 2	43533	11996	27.56	43	109	18	29	0	0	0	305	24	0	0
SUPERVISORIAL DISTRICT 3	33270	10359	31.14	64	175	13	10	0	0	0	377	54	0	0
SUPERVISORIAL DISTRICT 4	37949	10880	28.67	83	178	22	56	0	0	0	333	25	0	0
SUPERVISORIAL DISTRICT 5	47671	13086	27.45	65	305	13	29	0	0	0	269	65	0	0
SUPERVISORIAL DISTRICT 6	34002	9061	26.65	69	187	19	16	0	0	0	248	114	0	0
SUPERVISORIAL DISTRICT 7	42355	14311	33.79	64	188	22	68	0	0	0	306	35	0	0
SUPERVISORIAL DISTRICT 8	53703	19219	35.79	34	337	16	24	0	0	0	343	33	0	0
SUPERVISORIAL DISTRICT 9	38405	12019	31.28	61	307	17	19	0	0	0	282	95	0	0
SUPERVISORIAL DISTRICT 10	35021	8924	25.48	40	156	20	15	0	0	0	246	68	0	0
SUPERVISORIAL DISTRICT 11	32081	9059	28.24	72	168	13	37	0	0	0	264	76	0	0
CITY/COUNTY OF SAN FRANCISCO	435757	129399	29.70	654	2300	188	360	0	0	0	3268	630	0	0
BAYVIEW/HUNTERS POINT	16695	3854	23.08	13	61	9	8	0	0	0	118	45	0	0
CHINATOWN	14573	4367	29.97	28	76	8	3	0	0	0	195	20	0	0
CIVIC CENTER/DOWNTOWN	24423	6808	27.88	51	160	11	11	0	0	0	215	86	0	0
DIAMOND HEIGHTS	6435	2633	40.92	6	38	1	5	0	0	0	38	4	0	0
EXCELSIOR (OUTER MISSION)	23621	6928	29.33	57	115	12	27	0	0	0	182	62	0	0
HAIGHT ASHBURY	13174	3684	27.96	11	94	2	7	0	0	0	67	10	0	0
INGLESIDE	10397	2683	25.81	17	61	4	15	0	0	0	102	15	0	0
INNER SUNSET	8836	2387	27.01	14	45	3	7	0	0	0	59	5	0	0
LAKE MERCED	7477	1812	24.23	14	34	3	11	0	0	0	53	8	0	0
LAUREL HEIGHTS/ANZA VISTA	8629	2287	26.50	10	43	6	10	0	0	0	62	8	0	0
MARINA/PACIFIC HEIGHTS	34933	9391	26.88	36	77	13	24	0	0	0	239	20	0	0
MISSION	28168	7962	28.27	35	215	10	9	0	0	0	180	69	0	0
NODE VALLEY	15911	5531	34.76	5	85	5	5	0	0	0	104	7	0	0
NORTH BERNAL HTS	8108	3099	38.22	14	77	5	6	0	0	0	58	11	0	0
NORTH EMBARCADERO	6066	2166	35.71	12	28	2	2	0	0	0	62	8	0	0
PORTOLA	7972	2539	31.85	14	35	5	4	0	0	0	79	22	0	0
POTRERO HILL	12285	3536	28.78	10	61	6	4	0	0	0	67	11	0	0
RICHMOND	32988	9242	28.03	52	173	14	49	0	0	0	263	35	0	0
SEA CLIFF/PRESIDIO HEIGHTS	7363	2366	32.13	9	27	1	9	0	0	0	60	6	0	0
SOUTH BERNAL HEIGHT	8738	3004	34.38	10	85	1	3	0	0	0	54	14	0	0
SOUTH OF MARKET	18900	5193	27.48	37	81	11	8	0	0	0	137	48	0	0
SUNSET	37410	10737	28.70	83	176	22	53	0	0	0	325	25	0	0
UPPER MARKET/EUREKA VALL	17459	6807	37.84	16	108	7	11	0	0	0	112	7	0	0
VISITATION VALLEY	7291	1871	25.66	17	38	4	4	0	0	0	64	12	0	0
WEST OF TWIN PEAKS	31559	11503	36.45	47	139	14	50	0	0	0	220	26	0	0
WESTERN ADDITION	27878	7710	27.66	39	173	10	16	0	0	0	166	53	0	0
Grand Totals	435757	129399	29.70	654	2300	188	360	0	0	0	3268	630	0	0

**THE CITY AND COUNTY OF SAN FRANCISCO Statement of Vote  
PRIMARY ELECTION JUNE 2014**

NON-PARTISAN LIEUTENANT GOVERNOR															
	Registration	Ballots Cast	Turnout (%)	LIEUTENANT GOVERNOR	ALAN REYNOLDS	GEORGE YANG	ERIC KOREVAAR	DAVID FENNELL	AMOS JOHNSON	GAVIN NEWSOM	RON NEHRING	JENA F. GOODMAN	WRITE-IN	Under Vote	Over Vote
Pct 1101 - Election Day Reporting	484	35	7.23	0	0	3	2	1	26	1	1	0	0	1	0
Pct 1101 - VBM Reporting	484	106	21.90	1	5	5	6	0	73	6	7	0	0	3	0
Pct 1102 - Election Day Reporting	873	94	10.77	2	1	9	3	2	61	1	10	0	0	5	0
Pct 1102 - VBM Reporting	873	192	21.99	2	7	12	6	2	138	13	2	0	0	9	1
Pct 1103 - Election Day Reporting	827	76	9.19	0	1	2	2	0	58	2	7	0	0	4	0
Pct 1103 - VBM Reporting	827	215	26.00	0	17	8	15	3	154	7	5	1	1	4	1
Pct 1104/1105 - Election Day Rep	817	65	7.96	1	0	5	6	2	43	2	3	0	0	2	1
Pct 1104/1105 - VBM Reporting	817	155	18.97	3	5	9	7	1	114	8	4	1	1	3	0
Pct 1105 - Election Day Reporting	681	43	6.31	0	0	2	1	0	31	2	6	0	0	1	0
Pct 1105 - VBM Reporting	681	144	21.15	1	11	3	3	8	93	14	6	0	0	5	0
Pct 1107 - Election Day Reporting	661	45	6.81	0	0	1	3	0	39	1	0	0	0	1	0
Pct 1107 - VBM Reporting	661	124	18.76	1	7	5	3	2	95	2	7	0	0	2	0
Pct 1108 - Election Day Reporting	827	57	6.89	0	1	0	1	2	46	0	2	0	0	5	0
Pct 1108 - VBM Reporting	827	195	23.58	1	8	21	1	4	137	9	11	0	0	3	0
Pct 1109 - Election Day Reporting	707	49	6.93	0	4	3	0	0	34	2	4	0	0	2	0
Pct 1109 - VBM Reporting	707	164	23.20	2	12	6	6	1	122	3	6	1	1	5	0
Pct 1111 - Election Day Reporting	859	66	7.68	1	0	3	4	2	42	1	6	1	1	6	0
Pct 1111 - VBM Reporting	859	194	22.58	1	14	3	10	2	143	9	8	0	0	4	0
Pct 1112 - Election Day Reporting	638	32	5.02	1	2	1	0	4	20	0	3	0	0	1	0
Pct 1112 - VBM Reporting	638	124	19.44	1	11	9	6	2	87	0	2	0	0	6	0
Pct 1113 - Election Day Reporting	622	28	4.50	0	0	4	2	2	12	1	4	0	0	2	1
Pct 1113 - VBM Reporting	622	155	24.92	4	8	3	7	1	109	9	6	0	0	6	2
Pct 1114 - Election Day Reporting	788	62	7.87	0	3	3	4	1	33	6	9	0	0	3	0
Pct 1114 - VBM Reporting	788	161	20.43	1	11	9	18	1	104	6	3	0	0	7	1
Pct 1115 - Election Day Reporting	760	33	4.34	3	2	1	0	2	21	1	3	0	0	0	0
Pct 1115 - VBM Reporting	760	132	17.37	1	8	6	6	2	91	1	8	0	0	5	4
Pct 1116 - Election Day Reporting	781	38	4.87	0	1	3	1	0	30	2	0	0	0	1	0
Pct 1116 - VBM Reporting	781	167	21.38	0	9	10	3	3	128	0	4	0	0	10	0
Pct 1117 - Election Day Reporting	711	51	7.17	0	3	4	0	5	30	1	4	0	0	4	0
Pct 1117 - VBM Reporting	711	139	19.55	2	14	10	2	4	87	8	2	0	0	10	0
Pct 1118 - Election Day Reporting	855	55	6.43	0	4	1	0	0	40	0	8	0	0	2	0
Pct 1118 - VBM Reporting	855	178	20.82	0	13	6	3	4	134	5	6	0	0	7	0
Pct 1119 - Election Day Reporting	676	34	5.03	0	0	1	0	2	22	3	6	0	0	0	0
Pct 1119 - VBM Reporting	676	133	19.67	2	5	7	7	1	96	2	5	1	1	4	3
Pct 1121 - Election Day Reporting	597	53	8.88	0	1	5	0	1	34	2	7	1	1	2	0
Pct 1121 - VBM Reporting	597	136	22.78	4	12	1	3	1	91	8	3	1	1	12	0
Pct 1122 - Election Day Reporting	541	33	6.10	0	0	2	1	1	24	1	1	0	0	3	0
Pct 1122 - VBM Reporting	541	112	20.70	0	14	5	2	0	77	6	3	0	0	5	0
Pct 1123 - Election Day Reporting	798	32	4.01	0	0	3	1	1	22	1	2	0	0	1	1
Pct 1123 - VBM Reporting	798	108	13.53	0	8	5	4	1	78	3	6	0	0	3	0
Pct 1124 - Election Day Reporting	673	40	5.94	1	1	2	3	0	26	0	6	0	0	1	0
Pct 1124 - VBM Reporting	673	102	15.16	2	3	8	2	1	79	4	0	0	0	3	0
Pct 1125 - Election Day Reporting	846	16	1.89	1	0	0	3	1	10	1	0	0	0	0	0
Pct 1125 - VBM Reporting	846	174	20.57	0	17	10	9	3	116	5	3	0	0	10	1
Pct 1126 - Election Day Reporting	789	29	3.68	1	2	2	0	0	22	2	0	0	0	0	0
Pct 1126 - VBM Reporting	789	160	20.28	0	5	8	2	3	126	6	3	0	0	5	2
Pct 1127 - Election Day Reporting	791	68	8.72	1	2	7	5	3	42	3	2	1	1	3	0
Pct 1127 - VBM Reporting	791	164	20.73	0	12	9	8	3	111	6	1	0	0	13	1
Pct 1128 - Election Day Reporting	719	40	5.56	0	2	2	4	4	23	1	4	0	0	0	0
Pct 1128 - VBM Reporting	719	168	23.37	1	13	4	9	2	123	4	3	1	1	8	0
Pct 1129 - Election Day Reporting	791	50	6.32	0	3	1	6	0	32	5	3	0	0	0	0
Pct 1129 - VBM Reporting	791	165	20.86	0	10	9	12	0	111	7	10	0	0	4	2
Pct 1131 - Election Day Reporting	702	32	4.56	1	0	4	1	1	22	0	1	0	0	2	0
Pct 1131 - VBM Reporting	702	161	22.93	2	19	11	3	0	110	5	4	0	0	4	3
Pct 1132 - Election Day Reporting	829	61	7.36	0	4	3	4	0	44	0	2	1	1	3	0
Pct 1132 - VBM Reporting	829	191	23.04	1	8	20	8	3	131	13	3	0	0	1	3
Pct 1133 - Election Day Reporting	769	37	4.81	1	0	0	4	1	23	3	3	0	0	2	0

**THE CITY AND COUNTY OF SAN FRANCISCO Statement of Vote  
PRIMARY ELECTION JUNE 2014**

NON-PARTISAN LIEUTENANT GOVERNOR														
	Registration	Ballots Cast	Turnout(%)	LIEUTENANT GOVERNOR ALAN REYNOLDS	GEORGE YANG	ERIC KOREVAAR	DAVID FENNEL	AMOS JOHNSON	GAVIN NEWSOM	RON NEHRING	JENA F. GOODMAN	WRITE-IN	Under Vote	Over Vote
Pct 1133 - VBM Reporting	769	191	24.84	6	5	12	9	0	139	7	7	0	5	1
Pct 1134 - Election Day Reporting	888	48	6.98	0	4	1	1	1	29	1	9	0	2	0
Pct 1134 - VBM Reporting	888	146	21.22	0	8	8	13	0	97	6	1	3	10	0
Pct 1135 - Election Day Reporting	456	27	5.92	0	1	1	1	0	21	0	2	0	1	0
Pct 1135 - VBM Reporting	456	121	26.54	1	12	2	8	0	84	7	2	0	3	2
Pct 1136 - Election Day Reporting	707	30	4.24	0	1	2	1	1	20	3	1	0	1	0
Pct 1136 - VBM Reporting	707	179	25.32	1	10	8	12	2	129	4	6	1	6	0
Pct 1141 - Election Day Reporting	859	48	5.59	0	2	1	0	0	35	1	6	0	2	1
Pct 1141 - VBM Reporting	859	204	23.75	3	15	5	6	2	148	2	11	1	9	2
Pct 1142 - Election Day Reporting	793	48	6.05	1	1	4	1	0	37	0	2	0	1	1
Pct 1142 - VBM Reporting	793	187	23.58	2	17	9	2	4	123	10	11	0	9	0
Pct 1143 - Election Day Reporting	843	76	9.02	0	1	6	1	0	53	0	12	0	2	1
Pct 1143 - VBM Reporting	843	186	22.06	4	14	9	8	1	126	8	8	0	8	0
Pct 1144 - Election Day Reporting	751	58	7.72	2	3	1	2	2	41	2	3	0	2	0
Pct 1144 - VBM Reporting	751	143	19.04	0	12	6	6	7	92	4	5	0	9	2
Pct 1145 - Election Day Reporting	805	58	7.20	1	0	4	0	0	40	1	7	0	5	0
Pct 1145 - VBM Reporting	805	205	25.47	3	14	10	2	4	147	4	12	1	6	2
Pct 1146 - Election Day Reporting	826	56	6.78	0	7	2	1	0	35	1	7	0	3	0
Pct 1146 - VBM Reporting	826	196	23.73	5	11	6	4	1	140	9	9	0	8	3
Pct 1147 - Election Day Reporting	779	72	9.24	0	1	3	3	2	49	1	7	0	5	1
Pct 1147 - VBM Reporting	779	179	22.98	3	8	5	8	3	123	13	8	0	6	2
Pct 1148 - Election Day Reporting	798	60	7.52	1	2	4	1	1	42	4	1	0	4	0
Pct 1148 - VBM Reporting	798	168	21.05	5	18	13	14	3	94	3	7	0	9	2
Pct 1149 - Election Day Reporting	812	69	8.50	0	1	6	4	1	53	1	2	0	0	1
Pct 1149 - VBM Reporting	812	164	20.20	4	20	8	4	2	110	3	8	1	4	0
Pct 1151 MB - Election Day Repo	0	0	0.00	0	0	0	0	0	0	0	0	0	0	0
Pct 1151 MB - VBM Reporting	0	0	0.00	0	0	0	0	0	0	0	0	0	1	0
Pct 1152 - Election Day Reporting	764	66	8.64	1	5	5	3	1	33	6	11	0	8	1
Pct 1152 - VBM Reporting	764	181	23.69	4	12	8	10	6	123	2	6	1	8	1
Pct 1153 - Election Day Reporting	788	65	8.25	2	2	4	1	1	36	7	7	0	5	0
Pct 1153 - VBM Reporting	788	154	19.54	7	13	3	11	2	98	10	6	1	3	0
Pct 1154 MB - Election Day Repo	0	0	0.00	0	0	0	0	0	0	0	0	0	0	0
Pct 1154 MB - VBM Reporting	0	0	0.00	0	0	0	0	0	0	0	0	0	0	0
Pct 7001 - Election Day Reporting	641	42	6.55	0	1	2	1	0	31	1	5	0	1	0
Pct 7001 - VBM Reporting	641	105	16.38	1	3	6	2	1	73	2	5	0	12	0
Pct 7002 - Election Day Reporting	820	52	6.34	0	2	9	1	1	29	1	2	1	5	1
Pct 7002 - VBM Reporting	820	167	20.37	1	22	5	3	1	117	10	5	0	3	0
Pct 7003 - Election Day Reporting	792	105	13.26	0	0	10	2	2	70	1	14	0	6	0
Pct 7003 - VBM Reporting	792	162	20.45	2	8	6	1	1	125	3	4	1	11	0
Pct 7004 - Election Day Reporting	784	81	10.33	2	0	4	1	0	59	2	10	0	3	0
Pct 7004 - VBM Reporting	784	150	19.13	0	2	9	3	0	115	3	7	0	11	0
Pct 7005 - Election Day Reporting	776	99	12.76	0	0	7	3	1	76	1	8	0	3	0
Pct 7005 - VBM Reporting	776	149	19.20	1	4	6	6	0	110	4	9	0	8	1
Pct 7006 - Election Day Reporting	825	91	11.03	1	1	3	0	5	48	1	20	0	11	1
Pct 7006 - VBM Reporting	825	152	18.42	4	2	3	2	2	113	3	16	0	4	3
Pct 7007 - Election Day Reporting	897	96	10.70	0	1	3	4	0	73	2	7	0	6	0
Pct 7007 - VBM Reporting	897	189	21.07	0	4	11	1	1	156	1	7	0	8	0
Pct 7008 - Election Day Reporting	787	122	15.50	1	3	4	3	1	91	3	6	0	10	0
Pct 7008 - VBM Reporting	787	206	26.18	3	6	12	7	2	154	6	7	1	6	2
Pct 7009 - Election Day Reporting	805	53	6.58	0	3	4	2	4	31	2	5	0	2	0
Pct 7009 - VBM Reporting	805	185	22.98	2	4	4	1	0	149	8	8	0	9	0
Pct 7011 - Election Day Reporting	876	50	5.71	0	1	1	0	2	38	0	5	0	3	0
Pct 7011 - VBM Reporting	876	117	13.36	1	4	5	4	4	92	0	4	0	3	0
Pct 7012 - Election Day Reporting	908	102	11.23	1	4	5	1	1	74	3	8	0	5	0
Pct 7012 - VBM Reporting	908	169	18.61	0	4	16	0	1	119	7	14	0	8	0
Pct 7013 - Election Day Reporting	554	44	7.94	0	1	6	1	0	25	1	6	0	4	0
Pct 7013 - VBM Reporting	554	100	18.05	3	0	5	2	1	79	0	7	0	3	0

**THE CITY AND COUNTY OF SAN FRANCISCO Statement of Vote  
PRIMARY ELECTION JUNE 2014**

NON-PARTISAN LIEUTENANT GOVERNOR														
	Registration	Ballots Cast	Turnout (%)	LIEUTENANT GOVERNOR ALAN REYNOLDS	GEORGE YANG	ERIC KOREVAAR	DAVID FENNEL	AMOS JOHNSON	GAVIN NEWSOM	RON NEHRING	JENA F. GOODMAN	WRTEIN	Under Vote	Over Vote
Pct 7014 - Election Day Reporting	940	78	8.30	0	3	3	1	1	54	2	11	0	3	0
Pct 7014 - VBM Reporting	940	168	17.87	1	1	10	4	1	137	2	8	0	4	0
Pct 7015 MB - Election Day Repo	66	0	0.00	0	0	0	0	0	0	0	0	0	0	0
Pct 7015 MB - VBM Reporting	66	13	19.70	0	1	0	0	0	10	0	2	0	0	0
Pct 7016 - Election Day Reporting	787	40	5.08	2	1	1	0	0	30	0	4	0	2	0
Pct 7016 - VBM Reporting	787	141	17.92	4	8	10	3	1	101	1	1	2	7	3
Pct 7017 - Election Day Reporting	676	17	2.51	0	0	2	0	0	14	0	0	0	1	0
Pct 7017 - VBM Reporting	676	94	13.91	1	1	3	2	2	81	1	1	0	2	0
Pct 7018 - Election Day Reporting	840	42	5.00	0	2	3	1	0	32	1	1	0	2	0
Pct 7018 - VBM Reporting	840	242	28.81	0	21	17	5	4	174	6	0	0	12	3
Pct 7019 - Election Day Reporting	861	45	5.23	0	4	0	1	0	38	0	0	0	2	0
Pct 7019 - VBM Reporting	861	222	25.78	0	8	11	4	2	178	2	3	0	14	0
Pct 7021 - Election Day Reporting	841	58	6.90	1	3	2	0	2	36	1	5	2	6	0
Pct 7021 - VBM Reporting	841	143	17.00	0	11	9	3	3	109	1	3	0	2	2
Pct 7022 - Election Day Reporting	888	45	5.07	0	0	4	0	3	30	1	4	0	3	0
Pct 7022 - VBM Reporting	888	152	17.12	0	13	14	3	2	112	0	3	0	4	1
Pct 7023 - Election Day Reporting	823	40	4.86	0	1	3	2	2	26	0	4	0	2	0
Pct 7023 - VBM Reporting	823	168	20.41	3	12	4	6	6	126	1	2	1	6	1
Pct 7024 - Election Day Reporting	263	3	1.14	0	0	0	0	0	3	0	0	0	0	0
Pct 7024 - VBM Reporting	263	13	4.94	0	1	2	0	0	8	0	0	0	1	1
Pct 7025 - Election Day Reporting	417	18	4.32	0	0	2	0	0	11	0	5	0	0	0
Pct 7025 - VBM Reporting	417	32	7.67	0	1	2	0	1	23	0	4	0	1	0
Pct 7026 - Election Day Reporting	837	46	5.50	0	1	4	4	0	29	0	1	0	7	0
Pct 7026 - VBM Reporting	837	235	28.08	2	19	8	10	0	162	7	8	0	17	2
Pct 7027 - Election Day Reporting	775	53	6.84	0	0	2	2	1	38	2	2	0	5	1
Pct 7027 - VBM Reporting	775	147	18.97	1	6	7	8	3	103	4	9	0	4	2
Pct 7028 - Election Day Reporting	762	32	4.20	1	0	1	0	1	24	1	1	0	3	0
Pct 7028 - VBM Reporting	762	91	11.94	0	3	12	0	1	68	1	2	0	2	2
Pct 7029 - Election Day Reporting	802	27	3.37	1	0	1	0	1	21	0	2	0	0	1
Pct 7029 - VBM Reporting	802	105	13.09	1	3	6	2	1	75	6	5	1	2	3
Pct 7030 - Election Day Reporting	669	36	5.38	1	3	3	5	0	20	0	2	0	2	0
Pct 7030 - VBM Reporting	669	180	26.91	7	21	5	6	2	117	6	6	0	9	1
Pct 7031 - Election Day Reporting	358	12	3.35	0	0	1	1	1	8	0	1	0	0	0
Pct 7031 - VBM Reporting	358	121	33.80	1	7	9	7	3	81	1	4	0	7	1
Pct 7032 - Election Day Reporting	799	49	6.13	0	2	4	2	2	33	0	3	0	3	0
Pct 7032 - VBM Reporting	799	151	18.90	3	10	7	5	2	105	5	3	0	9	2
Pct 7033 - Election Day Reporting	706	47	6.66	2	0	2	1	2	38	1	0	0	1	0
Pct 7033 - VBM Reporting	706	101	14.31	2	6	5	4	7	71	2	3	0	1	0
Pct 7034 - Election Day Reporting	767	13	1.69	0	0	0	3	1	7	1	0	0	1	0
Pct 7034 - VBM Reporting	767	59	7.69	0	0	6	1	0	48	0	2	0	2	0
Pct 7035 - Election Day Reporting	311	23	7.40	0	0	0	0	0	20	0	1	0	2	0
Pct 7035 - VBM Reporting	311	41	13.18	0	4	1	1	0	34	1	0	0	0	0
Pct 7036 - Election Day Reporting	813	25	3.08	1	2	1	0	0	19	1	1	0	0	0
Pct 7036 - VBM Reporting	813	171	21.03	4	10	7	3	6	130	1	4	0	4	2
Pct 7037 - Election Day Reporting	687	15	2.18	2	0	1	1	0	10	0	0	0	1	0
Pct 7037 - VBM Reporting	687	41	5.97	0	1	1	0	1	30	5	2	0	0	1
Pct 7038 - Election Day Reporting	807	14	1.73	1	0	0	0	1	7	0	1	1	3	0
Pct 7038 - VBM Reporting	807	171	21.19	5	17	7	3	2	120	3	3	0	10	1
Pct 7039 - Election Day Reporting	705	58	8.23	2	3	2	3	2	37	4	1	0	3	1
Pct 7039 - VBM Reporting	705	141	20.00	0	10	9	4	1	96	10	4	0	6	1
Pct 7041 MB - Election Day Repo	53	0	0.00	0	0	0	0	0	0	0	0	0	0	0
Pct 7041 MB - VBM Reporting	53	14	26.42	0	2	0	2	0	10	0	0	0	0	0
Pct 7042 - Election Day Reporting	586	24	4.10	0	0	0	2	0	19	1	0	0	2	0
Pct 7042 - VBM Reporting	586	130	22.18	0	8	8	9	2	92	1	5	0	3	2
Pct 7043 - Election Day Reporting	765	23	3.01	2	0	5	1	0	11	0	0	0	4	0
Pct 7043 - VBM Reporting	765	152	19.87	4	18	5	2	1	113	0	3	0	4	2
Pct 7044 - Election Day Reporting	754	27	3.58	2	1	3	0	1	17	0	1	0	2	0

**THE CITY AND COUNTY OF SAN FRANCISCO Statement of Vote  
PRIMARY ELECTION JUNE 2014**

NON-PARTISAN LIEUTENANT GOVERNOR														
	Registration	Ballots Cast	Turnout (%)	LIEUTENANT GOVERNOR ALAN REYNOLDS	GEORGE YANG	ERIC KOREVAAR	DAVID FENNELL	AMOS JOHNSON	GAVIN NEWSOM	RON NEHRING	JENA F. GOODMAN	WRITE-IN	Under Vote	Over Vote
Pct 7044 - VBM Reporting	754	61	8.09	0	2	3	7	0	42	2	4	0	1	0
Pct 7045 - Election Day Reporting	692	42	6.07	0	1	3	3	2	21	1	0	0	11	0
Pct 7045 - VBM Reporting	692	181	26.16	2	19	7	3	3	126	4	4	0	11	2
Pct 7046 - Election Day Reporting	389	25	6.43	1	0	4	1	0	16	1	0	0	2	0
Pct 7046 - VBM Reporting	389	95	24.42	2	4	5	2	0	71	5	3	0	3	0
Pct 7047 - Election Day Reporting	744	45	6.05	1	3	4	1	2	25	0	5	0	3	1
Pct 7047 - VBM Reporting	744	195	26.75	4	18	8	8	2	139	5	4	0	9	2
Pct 7048 - Election Day Reporting	725	40	5.52	1	1	2	1	4	27	0	0	0	3	1
Pct 7048 - VBM Reporting	725	123	17.79	2	13	2	3	3	94	1	4	2	5	0
Pct 7049 - Election Day Reporting	724	37	5.11	2	4	1	0	1	29	0	0	0	0	0
Pct 7049 - VBM Reporting	724	156	21.55	2	21	10	2	1	107	6	1	0	5	1
Pct 7051 - Election Day Reporting	771	29	3.76	0	0	0	0	0	23	0	1	0	1	0
Pct 7051 - VBM Reporting	771	199	25.81	2	18	8	3	3	152	4	3	0	6	0
Pct 7052 - Election Day Reporting	749	47	6.28	0	3	1	1	0	32	2	2	0	6	0
Pct 7052 - VBM Reporting	749	156	20.83	1	15	5	5	1	108	6	1	0	11	3
Pct 7053 - Election Day Reporting	400	13	3.25	0	0	1	1	0	11	0	0	0	0	0
Pct 7053 - VBM Reporting	400	117	29.25	3	12	11	4	1	75	8	2	0	1	0
Pct 7054 - Election Day Reporting	770	39	5.06	1	1	0	0	1	29	2	4	0	0	1
Pct 7054 - VBM Reporting	770	115	15.45	3	4	7	0	2	87	0	2	0	12	2
Pct 7101 MB - Election Day Reporting	118	2	1.69	0	0	0	0	0	1	0	0	0	1	0
Pct 7101 MB - VBM Reporting	118	28	23.73	0	0	3	0	0	23	0	1	0	0	1
Pct 7201 - Election Day Reporting	823	69	8.38	2	0	8	0	0	48	2	5	1	3	0
Pct 7201 - VBM Reporting	823	169	20.53	0	8	12	9	0	113	13	1	0	11	2
Pct 7202 - Election Day Reporting	773	76	9.83	1	2	4	1	0	52	4	6	0	6	0
Pct 7202 - VBM Reporting	773	178	23.03	3	14	6	12	0	107	22	8	0	6	0
Pct 7203 - Election Day Reporting	779	65	8.34	1	0	5	3	0	49	3	2	0	2	0
Pct 7203 - VBM Reporting	779	122	15.66	0	3	6	7	3	80	10	5	1	7	0
Pct 7204 - Election Day Reporting	806	64	7.94	0	0	2	4	2	46	3	3	0	4	0
Pct 7204 - VBM Reporting	806	206	25.56	3	11	5	6	1	142	13	8	2	14	1
Pct 7205 - Election Day Reporting	814	81	9.95	0	2	1	3	1	55	5	7	0	7	0
Pct 7205 - VBM Reporting	814	228	28.01	0	4	15	14	1	151	14	6	0	23	0
Pct 7206 - Election Day Reporting	338	33	9.76	0	0	2	1	1	21	3	2	0	3	0
Pct 7206 - VBM Reporting	338	51	15.09	0	0	5	4	0	40	0	1	0	1	0
Pct 7207 - Election Day Reporting	546	32	5.86	0	1	2	3	0	20	1	2	0	3	0
Pct 7207 - VBM Reporting	546	102	18.68	2	6	3	2	2	68	7	6	0	6	0
Pct 7208 - Election Day Reporting	525	33	6.29	0	0	2	0	1	22	1	5	0	2	0
Pct 7208 - VBM Reporting	525	133	25.33	1	7	4	3	1	97	15	2	0	3	0
Pct 7209 - Election Day Reporting	476	36	7.56	0	2	1	0	0	26	3	2	0	2	0
Pct 7209 - VBM Reporting	476	186	39.08	0	3	7	6	0	143	13	1	0	11	2
Pct 7301 - Election Day Reporting	838	63	7.52	2	2	7	3	0	37	2	7	0	3	0
Pct 7301 - VBM Reporting	838	178	21.24	5	10	9	8	1	123	10	4	1	7	0
Pct 7302 - Election Day Reporting	722	77	10.66	0	4	7	5	0	46	4	3	0	7	1
Pct 7302 - VBM Reporting	722	263	36.43	1	9	14	16	3	179	17	7	0	16	1
Pct 7303 - Election Day Reporting	839	86	10.25	1	5	4	2	1	57	4	5	0	7	0
Pct 7303 - VBM Reporting	839	169	20.14	2	10	7	7	5	112	4	8	2	11	1
Pct 7304 - Election Day Reporting	856	91	10.63	0	2	6	5	1	59	2	8	0	8	0
Pct 7304 - VBM Reporting	856	187	21.85	1	22	9	4	3	125	10	8	1	4	0
Pct 7305 - Election Day Reporting	782	98	12.53	2	4	4	5	0	62	5	10	0	6	0
Pct 7305 - VBM Reporting	782	199	25.45	0	8	8	13	1	134	13	8	0	14	0
Pct 7306 - Election Day Reporting	880	75	8.52	1	5	5	4	4	43	1	6	0	6	0
Pct 7306 - VBM Reporting	880	178	20.23	0	16	5	6	9	117	12	9	1	3	0
Pct 7307 - Election Day Reporting	673	65	9.66	1	3	4	1	1	43	2	6	0	4	0
Pct 7307 - VBM Reporting	673	151	22.44	1	14	14	4	1	95	6	6	0	10	0
Pct 7308 - Election Day Reporting	533	59	11.07	3	3	2	2	0	36	1	3	0	9	0
Pct 7308 - VBM Reporting	533	156	29.64	0	10	13	8	0	91	11	12	0	13	0
Pct 7309 - Election Day Reporting	738	70	9.49	1	1	1	3	0	58	2	2	0	2	0
Pct 7309 - VBM Reporting	738	99	13.41	0	6	5	5	1	75	2	3	0	2	0



**THE CITY AND COUNTY OF SAN FRANCISCO Statement of Vote  
PRIMARY ELECTION JUNE 2014**

NON-PARTISAN LIEUTENANT GOVERNOR														
	Registration	Ballots Cast	Turnout (%)	LIEUTENANT GOVERNOR ALAN REYNOLDS	GEORGE YANG	ERIC KOREVAAR	DAVID FENNEL	AMOS JOHNSON	GAVIN NEWSOM	RON NEHRING	JEWEL F. GOODMAN	WRITE-IN	Under Vote	Over Vote
Pct 7311 - Election Day Reporting	795	66	8.30	0	5	4	1	0	45	0	5	0	6	0
Pct 7311 - VBM Reporting	795	151	18.99	0	9	5	6	0	109	10	8	0	4	0
Pct 7312 - Election Day Reporting	809	74	9.15	1	4	8	2	0	47	7	0	0	5	0
Pct 7312 - VBM Reporting	809	242	29.91	2	13	13	12	5	162	17	6	0	12	0
Pct 7313 - Election Day Reporting	768	72	9.38	0	5	4	0	1	40	6	11	0	5	0
Pct 7313 - VBM Reporting	768	187	24.35	4	10	13	3	2	124	16	2	0	13	0
Pct 7314 - Election Day Reporting	614	43	7.00	1	1	1	0	3	28	4	3	0	2	0
Pct 7314 - VBM Reporting	614	142	23.13	3	18	5	3	6	102	1	0	0	4	0
Pct 7315 - Election Day Reporting	629	55	8.74	3	3	1	2	0	32	1	5	1	7	0
Pct 7315 - VBM Reporting	629	110	17.49	2	5	7	4	2	75	7	2	0	4	2
Pct 7316 - Election Day Reporting	721	54	7.49	1	1	2	2	0	37	1	6	0	4	0
Pct 7316 - VBM Reporting	721	160	22.19	4	10	8	0	4	110	5	7	1	9	2
Pct 7317 - Election Day Reporting	823	80	9.72	0	4	7	3	2	45	4	9	1	5	0
Pct 7317 - VBM Reporting	823	242	29.40	3	14	10	6	3	166	11	11	0	17	1
Pct 7318 - Election Day Reporting	653	61	9.34	0	7	4	3	1	33	4	4	0	5	0
Pct 7318 - VBM Reporting	653	162	24.81	3	10	7	4	5	109	4	7	1	12	0
Pct 7319 - Election Day Reporting	856	50	5.84	1	5	4	0	3	30	2	3	0	1	1
Pct 7319 - VBM Reporting	856	157	18.34	5	16	4	1	2	104	7	9	1	8	0
Pct 7321 - Election Day Reporting	580	46	7.93	0	10	4	2	0	27	1	0	0	2	0
Pct 7321 - VBM Reporting	580	131	22.59	0	15	2	2	1	84	9	4	0	14	0
Pct 7322 - Election Day Reporting	743	34	4.58	1	2	2	1	1	20	0	1	0	6	0
Pct 7322 - VBM Reporting	743	224	30.15	3	18	3	6	1	164	4	2	0	22	1
Pct 7323 - Election Day Reporting	664	71	10.69	0	5	6	5	2	40	1	8	0	4	0
Pct 7323 - VBM Reporting	664	121	18.22	1	6	7	2	2	92	4	2	0	5	0
Pct 7324 - Election Day Reporting	656	46	7.01	1	1	1	1	0	33	1	5	0	3	0
Pct 7324 - VBM Reporting	656	120	18.29	1	7	3	3	1	91	1	4	0	9	0
Pct 7325 - Election Day Reporting	774	69	8.91	0	1	0	2	1	52	0	6	0	7	0
Pct 7325 - VBM Reporting	774	134	17.31	0	11	8	3	2	93	4	5	0	5	3
Pct 7326 - Election Day Reporting	736	63	8.56	3	6	1	2	1	37	1	7	0	5	0
Pct 7326 - VBM Reporting	736	157	21.33	2	12	10	11	2	96	9	5	1	9	0
Pct 7327 - Election Day Reporting	546	33	6.04	0	5	0	0	1	20	0	1	0	6	0
Pct 7327 - VBM Reporting	546	156	28.57	4	21	2	4	0	108	1	2	1	12	1
Pct 7328 - Election Day Reporting	730	36	4.93	0	2	2	0	1	17	1	4	0	9	0
Pct 7328 - VBM Reporting	730	230	31.51	2	18	11	4	2	172	4	2	0	9	6
Pct 7329 - Election Day Reporting	418	31	7.42	0	1	5	4	0	20	1	0	0	0	0
Pct 7329 - VBM Reporting	418	125	29.90	1	8	9	8	2	65	11	5	0	15	1
Pct 7331 - Election Day Reporting	798	115	14.41	5	5	7	8	1	60	11	5	1	12	0
Pct 7331 - VBM Reporting	798	296	37.09	5	12	37	14	4	163	23	13	0	24	1
Pct 7332 - Election Day Reporting	710	64	9.01	0	2	3	1	1	38	3	8	1	7	0
Pct 7332 - VBM Reporting	710	117	16.48	0	10	4	9	2	73	4	10	0	5	0
Pct 7333 - Election Day Reporting	845	75	8.88	0	3	6	2	3	49	2	5	0	5	0
Pct 7333 - VBM Reporting	845	165	19.53	1	9	2	6	0	122	7	3	0	15	0
Pct 7334 - Election Day Reporting	797	68	8.53	0	0	1	3	0	52	0	8	1	3	0
Pct 7334 - VBM Reporting	797	150	18.82	2	6	6	7	1	105	4	9	2	8	0
Pct 7335 - Election Day Reporting	821	69	8.40	0	3	2	3	1	51	3	4	0	2	0
Pct 7335 - VBM Reporting	821	186	22.66	1	7	9	11	1	130	13	2	0	11	1
Pct 7336 - Election Day Reporting	818	68	8.31	0	5	4	1	0	39	5	7	1	6	0
Pct 7336 - VBM Reporting	818	201	24.57	3	11	7	14	0	129	19	3	3	12	0
Pct 7337 - Election Day Reporting	745	59	7.92	1	4	3	2	1	40	2	2	0	4	0
Pct 7337 - VBM Reporting	745	200	26.85	0	16	8	12	3	130	17	3	2	8	1
Pct 7338 - Election Day Reporting	797	40	5.02	2	7	2	2	0	21	1	0	0	4	1
Pct 7338 - VBM Reporting	797	255	31.99	8	17	7	6	4	176	11	5	1	14	6
Pct 7339 - Election Day Reporting	531	52	9.79	1	2	1	1	3	36	2	4	0	2	0
Pct 7339 - VBM Reporting	531	118	22.22	0	4	8	4	1	92	3	2	0	3	1
Pct 7341 - Election Day Reporting	721	64	8.88	0	4	4	0	3	37	5	4	0	7	0
Pct 7341 - VBM Reporting	721	138	19.14	1	2	14	1	1	103	5	7	1	3	0
Pct 7342 - Election Day Reporting	819	113	13.80	1	5	6	7	2	69	7	10	0	5	1

**THE CITY AND COUNTY OF SAN FRANCISCO Statement of Vote  
PRIMARY ELECTION JUNE 2014**

NON-PARTISAN LIEUTENANT GOVERNOR														
	Registration	Ballots Cast	Turnout(%)	LIEUTENANT GOVERNOR ALAN REYNOLDS	GEORGE YANG	ERIC KOREVAAR	DAVID FENNEL	AMOS JOHNSON	GAVIN NEWSOM	RON NEHRING	JENA F. GOODMAN	WRITE-IN	Under Vote	Over Vote
Pct 7342 - VBM Reporting	819	135	16.48	4	6	12	3	3	80	8	7	0	11	1
Pct 7343 - Election Day Reporting	588	68	11.56	2	1	3	4	0	53	1	2	0	2	0
Pct 7343 - VBM Reporting	588	83	14.12	0	3	11	0	3	56	2	4	0	4	0
Pct 7344 - Election Day Reporting	941	89	9.46	0	4	3	4	2	55	5	8	0	8	0
Pct 7344 - VBM Reporting	941	179	19.02	2	4	11	7	2	127	4	8	0	14	0
Pct 7345 - Election Day Reporting	847	61	7.20	2	2	6	0	0	41	0	7	0	3	0
Pct 7345 - VBM Reporting	847	127	14.99	1	3	7	3	0	94	6	5	0	8	0
Pct 7346 - Election Day Reporting	759	77	10.14	1	1	7	1	0	58	3	6	0	0	0
Pct 7346 - VBM Reporting	759	103	13.57	0	4	11	2	2	68	2	8	1	5	0
Pct 7347 - Election Day Reporting	830	60	7.23	0	0	5	0	2	43	1	4	0	3	2
Pct 7347 - VBM Reporting	830	125	15.54	1	6	12	3	1	94	1	9	0	2	0
Pct 7348 - Election Day Reporting	754	68	9.02	1	4	3	3	0	46	3	6	0	2	0
Pct 7348 - VBM Reporting	754	134	17.77	0	5	3	3	2	100	3	8	1	7	2
Pct 7349 - Election Day Reporting	773	78	9.83	0	4	5	0	3	46	2	7	0	7	2
Pct 7349 - VBM Reporting	773	158	20.18	0	3	10	12	3	102	10	8	0	6	2
Pct 7501 - Election Day Reporting	486	58	11.93	1	2	1	2	0	39	3	3	0	7	0
Pct 7501 - VBM Reporting	486	75	15.43	1	5	6	3	1	51	5	1	0	2	0
Pct 7502 - Election Day Reporting	661	48	6.96	1	1	6	1	1	31	1	1	0	3	0
Pct 7502 - VBM Reporting	661	127	19.21	1	2	8	4	0	93	11	2	0	6	0
Pct 7503 - Election Day Reporting	687	53	7.71	0	1	3	3	2	31	5	3	0	5	0
Pct 7503 - VBM Reporting	687	135	19.85	2	6	9	4	0	95	9	3	1	5	1
Pct 7504 - Election Day Reporting	425	32	7.53	1	1	2	1	1	23	1	1	0	1	0
Pct 7504 - VBM Reporting	425	101	23.76	2	13	10	3	1	61	2	3	0	3	3
Pct 7505 - Election Day Reporting	798	91	11.40	1	3	2	2	1	71	4	2	0	5	0
Pct 7505 - VBM Reporting	798	314	39.35	4	11	8	12	4	244	4	6	0	16	5
Pct 7506 - Election Day Reporting	736	42	5.71	0	0	3	1	0	33	1	1	0	3	0
Pct 7506 - VBM Reporting	736	127	17.26	2	5	5	4	2	94	4	5	0	6	0
Pct 7507 - Election Day Reporting	866	64	7.39	0	1	5	1	1	41	1	10	0	4	0
Pct 7507 - VBM Reporting	866	173	19.98	3	13	4	2	9	117	4	12	0	8	1
Pct 7508 - Election Day Reporting	656	78	11.59	1	2	8	5	3	44	3	7	0	3	0
Pct 7508 - VBM Reporting	656	220	33.54	2	11	11	16	2	144	13	6	0	14	1
Pct 7509/7511 - Election Day Rep	853	88	10.08	2	2	6	3	3	57	2	2	0	8	1
Pct 7509/7511 - VBM Reporting	853	207	24.27	4	3	13	8	3	148	9	8	1	8	2
Pct 7512 - Election Day Reporting	570	44	7.72	0	2	1	0	1	37	0	1	0	2	0
Pct 7512 - VBM Reporting	570	119	20.88	0	1	5	7	1	79	8	10	0	3	5
Pct 7513 - Election Day Reporting	699	72	10.30	0	6	3	2	0	48	0	5	0	7	1
Pct 7513 - VBM Reporting	699	100	14.31	0	6	7	5	1	74	0	2	0	1	4
Pct 7514 - Election Day Reporting	811	28	3.45	1	1	3	0	0	18	0	0	0	3	2
Pct 7514 - VBM Reporting	811	165	20.35	2	3	10	4	6	127	3	4	0	4	2
Pct 7515 - Election Day Reporting	774	68	8.79	0	1	5	0	0	53	3	5	0	0	1
Pct 7515 - VBM Reporting	774	174	22.48	0	10	18	5	3	113	5	8	0	11	1
Pct 7516 - Election Day Reporting	744	88	11.56	1	0	5	1	2	67	3	6	0	1	0
Pct 7516 - VBM Reporting	744	221	29.70	1	6	12	5	9	158	10	9	0	9	2
Pct 7517 - Election Day Reporting	822	86	10.46	1	1	7	2	1	68	0	3	0	3	0
Pct 7517 - VBM Reporting	822	123	14.96	0	2	8	2	0	95	2	7	0	6	1
Pct 7518 - Election Day Reporting	795	102	12.83	1	1	11	0	1	67	2	14	0	5	0
Pct 7518 - VBM Reporting	795	131	16.48	2	3	4	4	0	99	1	10	0	8	0
Pct 7519 - Election Day Reporting	693	60	8.66	1	0	4	2	1	43	1	8	0	0	0
Pct 7519 - VBM Reporting	693	91	13.13	0	2	5	0	0	65	2	9	0	6	2
Pct 7521 - Election Day Reporting	728	68	9.34	0	3	3	4	0	45	1	10	0	2	0
Pct 7521 - VBM Reporting	728	112	15.38	1	1	3	0	4	84	4	7	1	7	0
Pct 7522 - Election Day Reporting	771	69	8.95	0	0	5	0	2	44	0	15	0	3	0
Pct 7522 - VBM Reporting	771	103	13.36	0	1	9	0	5	74	2	5	1	6	0
Pct 7523 - Election Day Reporting	696	93	13.36	0	0	4	1	2	72	1	10	0	3	0
Pct 7523 - VBM Reporting	696	95	13.65	1	4	3	1	1	64	1	15	1	4	0
Pct 7524 - Election Day Reporting	580	57	9.83	0	0	5	0	0	38	2	3	0	8	1
Pct 7524 - VBM Reporting	580	80	13.79	0	1	7	2	1	64	1	2	0	2	0

**THE CITY AND COUNTY OF SAN FRANCISCO Statement of Vote  
PRIMARY ELECTION JUNE 2014**

NON-PARTISAN LIEUTENANT GOVERNOR															
	Registration	BalLOTS Cast	Turnout (%)	LIEUTENANT GOVERNOR	ALAN REYNOLDS	GEORGE YANG	ERIC KOREVAAR	DAVID FENNEL	AMOS JOHNSON	GAVIN NEWSOM	RON NEHRING	JENA F. GOODMAN	WRITE-IN	Under Vote	Over Vote
Pct 7525 - Election Day Reporting	780	56	7.56	1	1	2	0	1	44	1	8	0	1	1	0
Pct 7525 - VBM Reporting	780	120	15.38	1	0	9	0	4	93	0	8	1	4	0	0
Pct 7526 - Election Day Reporting	789	69	8.75	1	1	7	0	1	49	0	8	0	2	0	0
Pct 7526 - VBM Reporting	789	135	17.11	0	1	8	0	3	114	1	3	0	5	0	0
Pct 7527/7528 - Election Day Rep	679	80	11.78	2	3	3	3	2	53	1	3	0	9	1	1
Pct 7527/7528 - VBM Reporting	679	131	19.29	0	5	6	9	0	89	5	7	0	7	3	3
Pct 7529 - Election Day Reporting	812	84	10.34	1	1	4	0	2	55	1	13	0	6	1	1
Pct 7529 - VBM Reporting	812	115	14.16	0	0	10	0	0	87	1	6	0	10	1	1
Pct 7531 - Election Day Reporting	805	66	8.20	0	0	1	0	2	45	2	11	1	4	0	0
Pct 7531 - VBM Reporting	805	91	11.30	1	1	5	1	1	66	0	10	0	6	0	0
Pct 7532 - Election Day Reporting	639	65	10.17	0	3	5	4	0	38	1	7	0	7	0	0
Pct 7532 - VBM Reporting	639	98	15.34	0	1	4	5	1	68	5	11	0	3	0	0
Pct 7533 - Election Day Reporting	810	104	12.84	1	0	9	0	3	62	5	14	1	9	0	0
Pct 7533 - VBM Reporting	810	97	11.98	1	2	6	4	2	72	1	4	0	5	0	0
Pct 7534 - Election Day Reporting	762	86	11.29	1	2	5	2	1	54	1	10	1	9	0	0
Pct 7534 - VBM Reporting	762	90	11.81	0	1	8	2	1	63	2	6	0	7	0	0
Pct 7535 - Election Day Reporting	671	102	15.20	0	0	11	1	1	65	1	15	0	8	0	0
Pct 7535 - VBM Reporting	671	90	13.41	1	0	9	2	1	63	2	12	0	0	0	0
Pct 7536 - Election Day Reporting	749	91	12.15	0	0	7	1	4	60	2	11	0	6	0	0
Pct 7536 - VBM Reporting	749	136	18.16	1	2	5	2	3	109	0	10	1	3	0	0
Pct 7537 - Election Day Reporting	666	76	11.41	0	2	4	1	2	52	1	10	0	4	0	0
Pct 7537 - VBM Reporting	666	108	16.22	2	2	6	0	3	83	0	7	0	4	1	1
Pct 7538 - Election Day Reporting	728	96	13.19	1	0	7	0	3	67	1	15	1	1	0	0
Pct 7538 - VBM Reporting	728	115	15.80	0	0	9	0	1	88	0	9	0	8	0	0
Pct 7539 - Election Day Reporting	868	120	13.82	3	3	7	2	3	90	0	14	1	7	0	0
Pct 7539 - VBM Reporting	868	118	13.59	1	3	11	0	2	80	2	15	0	4	0	0
Pct 7541 - Election Day Reporting	732	79	10.79	2	1	2	2	0	57	1	10	0	4	0	0
Pct 7541 - VBM Reporting	732	118	16.26	2	2	8	1	1	86	4	4	0	10	1	1
Pct 7542 - Election Day Reporting	780	83	10.64	0	1	6	2	1	52	1	14	0	6	0	0
Pct 7542 - VBM Reporting	780	116	15.13	0	0	9	1	4	85	3	12	0	3	1	1
Pct 7543 - Election Day Reporting	845	69	8.17	0	0	0	2	2	58	1	4	0	2	0	0
Pct 7543 - VBM Reporting	845	175	20.71	0	1	14	2	0	135	4	9	0	9	1	1
Pct 7544 - Election Day Reporting	801	85	10.61	0	0	6	3	0	63	1	7	0	5	0	0
Pct 7544 - VBM Reporting	801	136	17.23	1	2	9	1	4	106	1	9	0	5	0	0
Pct 7545 - Election Day Reporting	779	82	10.53	1	0	3	0	2	64	0	6	1	5	0	0
Pct 7545 - VBM Reporting	779	143	18.36	0	6	7	3	0	107	4	8	0	8	0	0
Pct 7546 - Election Day Reporting	836	99	11.84	0	1	5	1	2	69	2	11	0	8	0	0
Pct 7546 - VBM Reporting	836	141	16.87	4	1	6	5	1	99	2	14	1	8	0	0
Pct 7547 - Election Day Reporting	885	83	9.38	2	0	7	2	1	51	0	15	0	5	0	0
Pct 7547 - VBM Reporting	885	123	13.90	2	2	2	1	6	85	1	14	1	9	0	0
Pct 7548 - Election Day Reporting	919	72	7.83	1	1	4	4	0	54	1	6	0	1	0	0
Pct 7548 - VBM Reporting	919	168	18.28	0	0	10	1	1	141	5	4	0	6	0	0
Pct 7549 - Election Day Reporting	734	80	10.90	0	2	4	1	1	55	3	12	0	2	0	0
Pct 7549 - VBM Reporting	734	131	17.85	2	12	10	3	0	89	2	8	1	4	0	0
Pct 7551 - Election Day Reporting	629	91	14.47	0	1	4	1	1	70	1	6	1	6	0	0
Pct 7551 - VBM Reporting	629	98	15.74	1	0	11	0	0	70	4	9	0	4	0	0
Pct 7552 - Election Day Reporting	659	88	13.35	1	0	2	1	1	69	1	9	0	4	0	0
Pct 7552 - VBM Reporting	659	120	18.21	0	3	6	3	1	94	2	7	0	4	0	0
Pct 7553 MB - Election Day Repo	154	3	1.95	0	0	0	0	0	2	0	1	0	0	0	0
Pct 7553 MB - VBM Reporting	154	54	35.06	0	1	3	1	3	41	2	2	0	1	0	0
Pct 7554 - Election Day Reporting	753	85	11.29	0	1	4	5	1	64	1	4	0	5	0	0
Pct 7554 - VBM Reporting	753	167	22.18	0	1	13	0	0	128	7	4	0	14	0	0
Pct 7555 - Election Day Reporting	834	113	13.55	1	3	6	0	2	89	1	6	0	5	0	0
Pct 7555 - VBM Reporting	834	173	20.74	1	6	1	0	2	136	4	10	0	13	0	0
Pct 7556/7557 - Election Day Rep	919	113	12.30	2	4	10	1	0	80	1	12	0	3	0	0
Pct 7556/7557 - VBM Reporting	919	207	22.52	1	1	11	4	1	157	5	16	0	11	0	0
Pct 7601 - Election Day Reporting	803	54	6.72	1	4	3	0	0	31	4	9	0	2	0	0

**THE CITY AND COUNTY OF SAN FRANCISCO Statement of Vote  
PRIMARY ELECTION JUNE 2014**

NON-PARTISAN LIEUTENANT GOVERNOR															
	Registration	Ballots Cast	Turnout (%)	LIEUTENANT GOVERNOR	ALAN REYNOLDS	GEORGE YANG	ERIC KOREVAAR	DAVID FENNELL	AMOS JOHNSON	GAVIN NEWSOM	RON NEHRING	JENA F. GOODMAN	WRITE-IN	Under Vote	Over Vote
Pct 7601 - VBM Reporting	803	100	12.45	3	4	5	0	1	70	2	7	1	4	3	
Pct 7602 - Election Day Reporting	794	60	7.56	2	4	0	2	0	40	0	8	0	4	0	
Pct 7602 - VBM Reporting	794	115	14.48	1	4	6	5	0	78	1	10	2	6	2	
Pct 7603 - Election Day Reporting	713	70	9.82	0	1	3	2	1	51	0	10	0	2	0	
Pct 7603 - VBM Reporting	713	112	15.71	3	2	5	4	3	84	2	7	0	2	0	
Pct 7604 - Election Day Reporting	715	68	9.51	1	3	2	3	1	46	3	4	0	5	0	
Pct 7604 - VBM Reporting	715	117	16.36	1	4	8	5	1	88	1	8	0	1	0	
Pct 7605 - Election Day Reporting	696	54	7.76	1	0	3	3	2	37	0	2	0	5	1	
Pct 7605 - VBM Reporting	696	128	18.39	0	3	5	1	7	88	1	8	0	8	7	
Pct 7606 - Election Day Reporting	770	57	7.40	1	2	5	1	0	36	2	6	0	4	0	
Pct 7606 - VBM Reporting	770	105	14.16	2	6	7	5	3	63	3	16	0	4	0	
Pct 7607 - Election Day Reporting	836	57	6.82	2	2	3	2	0	36	1	5	0	5	1	
Pct 7607 - VBM Reporting	836	145	17.34	2	8	8	8	4	94	2	12	0	5	2	
Pct 7608 - Election Day Reporting	435	37	8.51	2	2	3	0	1	25	0	1	0	3	0	
Pct 7608 - VBM Reporting	435	83	19.08	0	0	7	3	3	61	1	2	0	6	0	
Pct 7609 - Election Day Reporting	839	57	6.79	1	3	3	0	2	39	0	3	0	5	1	
Pct 7609 - VBM Reporting	839	209	24.91	4	4	5	4	2	168	4	3	1	7	7	
Pct 7611 - Election Day Reporting	805	62	7.70	2	4	2	2	2	36	1	9	1	2	1	
Pct 7611 - VBM Reporting	805	146	18.14	2	9	13	3	5	100	2	4	0	6	2	
Pct 7612 - Election Day Reporting	598	50	8.36	0	4	2	6	0	33	0	1	0	4	0	
Pct 7612 - VBM Reporting	598	140	23.41	0	4	6	7	0	107	6	6	0	4	0	
Pct 7613 - Election Day Reporting	837	90	10.75	2	4	5	0	3	66	0	7	0	3	0	
Pct 7613 - VBM Reporting	837	151	18.04	3	7	9	4	6	108	3	4	0	5	2	
Pct 7614 - Election Day Reporting	895	50	5.59	0	1	3	0	3	30	1	8	0	4	0	
Pct 7614 - VBM Reporting	895	144	16.09	5	5	8	3	3	104	7	6	1	0	2	
Pct 7615 - Election Day Reporting	875	49	5.60	1	1	2	1	0	31	0	6	0	6	1	
Pct 7615 - VBM Reporting	875	139	15.89	7	5	10	6	1	98	2	6	0	4	0	
Pct 7616 - Election Day Reporting	461	35	7.59	0	2	0	2	1	27	0	3	0	0	0	
Pct 7616 - VBM Reporting	461	89	19.31	3	3	5	2	0	64	1	7	0	4	0	
Pct 7617 - Election Day Reporting	720	55	7.64	1	0	7	1	1	33	1	5	0	3	3	
Pct 7617 - VBM Reporting	720	150	20.83	1	8	5	3	2	118	3	6	0	2	2	
Pct 7618 - Election Day Reporting	789	64	8.11	0	2	4	0	2	44	0	8	0	4	0	
Pct 7618 - VBM Reporting	789	173	21.93	3	6	11	10	1	127	4	6	0	3	2	
Pct 7619 - Election Day Reporting	983	65	6.92	2	3	7	0	1	42	1	8	0	4	0	
Pct 7619 - VBM Reporting	983	186	18.92	1	8	7	10	5	131	6	10	1	5	2	
Pct 7621 - Election Day Reporting	864	53	6.13	1	1	3	3	0	36	1	4	0	4	0	
Pct 7621 - VBM Reporting	864	160	18.52	1	7	12	9	1	116	3	8	0	3	0	
Pct 7622 - Election Day Reporting	881	46	5.22	1	1	3	4	1	27	0	7	0	2	0	
Pct 7622 - VBM Reporting	881	133	15.10	0	7	12	2	2	98	2	5	0	2	3	
Pct 7623 - Election Day Reporting	766	25	3.26	1	2	1	0	0	14	0	6	0	1	0	
Pct 7623 - VBM Reporting	766	116	15.14	2	5	11	6	0	80	0	9	1	2	0	
Pct 7624 - Election Day Reporting	890	69	7.75	1	1	2	3	1	50	1	5	0	2	3	
Pct 7624 - VBM Reporting	890	131	14.72	3	4	2	0	3	102	0	8	0	4	5	
Pct 7625 - Election Day Reporting	842	67	7.96	1	2	3	3	1	44	2	4	0	6	1	
Pct 7625 - VBM Reporting	842	346	41.09	6	39	12	10	0	234	15	7	0	17	6	
Pct 7626 - Election Day Reporting	898	56	6.24	0	3	3	4	0	39	1	3	0	3	0	
Pct 7626 - VBM Reporting	898	183	20.38	2	7	10	8	2	134	9	3	0	7	1	
Pct 7627 - Election Day Reporting	944	48	5.08	1	5	5	1	0	31	0	3	1	1	0	
Pct 7627 - VBM Reporting	944	189	20.02	0	10	10	8	3	120	15	8	0	15	0	
Pct 7628 - Election Day Reporting	864	68	7.87	1	0	4	0	0	50	2	7	0	4	0	
Pct 7628 - VBM Reporting	864	141	16.32	0	4	9	2	4	101	0	10	1	9	1	
Pct 7629 - Election Day Reporting	711	33	4.64	0	1	2	0	0	27	1	1	0	1	0	
Pct 7629 - VBM Reporting	711	110	15.47	1	2	7	2	3	80	3	8	0	1	3	
Pct 7631 - Election Day Reporting	761	46	6.04	1	3	2	3	1	31	2	3	0	0	0	
Pct 7631 - VBM Reporting	761	156	20.50	3	3	7	4	2	123	5	3	0	5	1	
Pct 7632 - Election Day Reporting	646	33	5.11	1	0	3	0	2	25	0	2	0	0	0	
Pct 7632 - VBM Reporting	646	117	18.11	0	5	5	3	4	81	4	10	0	3	2	

**THE CITY AND COUNTY OF SAN FRANCISCO Statement of Vote  
PRIMARY ELECTION JUNE 2014**

NON-PARTISAN LIEUTENANT GOVERNOR															
	Registration	Ballots Cast	Turnout (%)	LIEUTENANT GOVERNOR ALAN REYNOLDS	GEORGE YANG	ERIC KOREVAAR	DAVID FENNEL	AMOS JOHNSON	GAVIN NEWSOM	RON NEHRING	JENA F. GOODMAN	WRITE-IN	Under Vote	Over Vote	
Pct 7633 - Election Day Reporting	627	44	7.02	0	3	5	1	0	29	0	1	1	4	0	
Pct 7633 - VBM Reporting	627	189	30.14	0	8	7	3	0	156	7	1	0	7	0	
Pct 7634 - Election Day Reporting	854	56	6.56	0	2	0	0	1	45	0	1	0	5	2	
Pct 7634 - VBM Reporting	854	209	24.47	1	15	10	8	2	148	3	7	0	10	5	
Pct 7635 - Election Day Reporting	689	26	3.77	1	1	1	1	0	19	0	3	0	0	0	
Pct 7635 - VBM Reporting	689	116	17.13	3	5	9	0	5	81	3	9	0	6	1	
Pct 7636 - Election Day Reporting	858	56	6.53	0	0	5	1	1	37	0	5	2	5	0	
Pct 7636 - VBM Reporting	858	126	14.69	4	7	7	1	0	90	10	5	0	2	0	
Pct 7637 - Election Day Reporting	915	49	5.36	0	4	4	2	1	33	0	4	0	1	0	
Pct 7637 - VBM Reporting	915	202	22.08	0	7	8	9	1	156	7	4	0	9	1	
Pct 7638 - Election Day Reporting	879	45	5.12	0	3	3	1	0	33	1	1	0	3	0	
Pct 7638 - VBM Reporting	879	248	28.21	2	17	15	13	3	173	16	1	1	6	1	
Pct 7639 - Election Day Reporting	821	52	6.33	1	1	6	2	0	36	3	1	0	2	0	
Pct 7639 - VBM Reporting	821	172	20.95	2	4	3	6	2	133	10	2	0	10	0	
Pct 7641 - Election Day Reporting	847	62	7.32	0	3	5	1	0	39	2	7	0	5	0	
Pct 7641 - VBM Reporting	847	211	24.91	1	4	13	12	3	142	15	6	0	15	0	
Pct 7642 - Election Day Reporting	863	49	5.68	0	6	6	1	0	29	1	2	0	3	1	
Pct 7642 - VBM Reporting	863	352	40.79	1	6	11	4	2	297	15	5	0	9	2	
Pct 7643 - Election Day Reporting	777	44	5.66	0	0	5	0	2	28	2	4	0	3	0	
Pct 7643 - VBM Reporting	777	206	26.51	2	11	12	3	2	150	11	6	0	7	2	
Pct 7644 - Election Day Reporting	864	45	5.21	0	1	1	2	0	33	5	0	0	3	0	
Pct 7644 - VBM Reporting	864	133	15.39	1	7	8	5	1	99	2	2	0	8	0	
Pct 7645 - Election Day Reporting	577	34	5.89	0	1	1	1	2	21	2	2	0	4	0	
Pct 7645 - VBM Reporting	577	163	28.25	1	8	9	7	0	109	12	3	0	14	0	
Pct 7646 - Election Day Reporting	880	47	5.34	0	0	3	0	0	38	1	2	0	3	0	
Pct 7646 - VBM Reporting	880	174	19.77	2	5	8	2	2	138	6	3	0	8	0	
Pct 7647 - Election Day Reporting	835	40	4.79	4	0	5	1	1	22	0	5	0	1	1	
Pct 7647 - VBM Reporting	835	89	10.66	1	2	3	5	1	62	4	6	0	4	1	
Pct 7648 MB - Election Day Repo	85	1	1.18	0	0	0	0	0	1	0	0	0	0	0	
Pct 7648 MB - VBM Reporting	85	20	23.53	0	0	0	0	0	19	1	0	0	0	0	
Pct 7701 - Election Day Reporting	881	99	11.24	0	3	10	3	1	67	5	6	0	4	0	
Pct 7701 - VBM Reporting	881	205	23.27	3	9	14	9	1	138	11	9	0	11	0	
Pct 7702 - Election Day Reporting	678	69	10.18	0	5	5	4	0	46	6	0	0	3	0	
Pct 7702 - VBM Reporting	678	196	28.91	1	17	7	7	1	126	14	7	3	13	0	
Pct 7703 MB - Election Day Repo	146	1	0.68	0	0	0	0	0	1	0	0	0	0	0	
Pct 7703 MB - VBM Reporting	146	36	26.03	0	1	1	1	0	31	0	3	0	0	1	
Pct 7704 - Election Day Reporting	887	87	9.81	2	3	2	5	2	63	5	3	0	2	0	
Pct 7704 - VBM Reporting	887	277	31.23	3	26	6	15	3	173	19	13	0	18	1	
Pct 7705 - Election Day Reporting	509	70	13.75	0	6	3	4	1	48	3	3	0	2	0	
Pct 7705 - VBM Reporting	509	144	28.29	3	12	7	9	1	92	8	4	0	7	1	
Pct 7706 - Election Day Reporting	785	114	14.52	1	4	7	9	2	72	12	5	0	2	0	
Pct 7706 - VBM Reporting	785	206	26.24	1	12	5	4	1	159	11	5	1	7	0	
Pct 7707 - Election Day Reporting	779	111	14.25	3	7	3	3	1	82	4	3	0	5	0	
Pct 7707 - VBM Reporting	779	229	29.40	1	11	15	9	3	160	15	3	0	11	1	
Pct 7708 - Election Day Reporting	819	92	11.23	1	0	10	2	2	62	5	5	2	3	0	
Pct 7708 - VBM Reporting	819	235	28.69	4	14	9	7	0	170	12	5	0	13	1	
Pct 7709 - Election Day Reporting	325	48	14.77	0	3	0	2	1	37	0	4	0	1	0	
Pct 7709 - VBM Reporting	325	90	27.69	0	1	9	2	1	64	5	4	0	4	0	
Pct 7711 - Election Day Reporting	713	94	13.18	0	1	3	2	1	80	0	4	0	3	0	
Pct 7711 - VBM Reporting	713	189	26.37	4	9	12	5	2	128	8	13	1	6	0	
Pct 7712 - Election Day Reporting	490	66	13.47	0	1	1	0	3	46	2	9	0	4	0	
Pct 7712 - VBM Reporting	490	120	24.49	0	4	7	1	2	87	8	8	0	2	1	
Pct 7801 - Election Day Reporting	904	118	13.05	0	0	7	1	0	86	4	11	0	9	0	
Pct 7801 - VBM Reporting	904	230	25.44	1	7	9	0	1	176	13	8	0	15	0	
Pct 7802 - Election Day Reporting	713	100	14.03	0	1	8	1	2	75	1	7	0	5	0	
Pct 7802 - VBM Reporting	713	174	24.40	1	8	5	5	2	138	3	7	0	5	0	
Pct 7803 - Election Day Reporting	774	77	9.95	0	1	1	0	1	68	1	1	0	4	0	

**THE CITY AND COUNTY OF SAN FRANCISCO Statement of Vote  
PRIMARY ELECTION JUNE 2014**

NON-PARTISAN LIEUTENANT GOVERNOR														
	Registration	Ballois Cast	Turnout(%)	LIEUTENANT GOVERNOR ALAN REYNOLDS	GEORGE YANG	ERIC KOREVAAR	DAVID FENNEL	AMOS JOHNSON	GAVIN NEWSOM	RON NEHRING	JENA F. GOODMAN	WRITE-IN	Under Vote	Over Vote
Pct 7803 - VBM Reporting	774	261	33.72	0	2	18	0	2	208	7	15	0	9	0
Pct 7804 - Election Day Reporting	833	114	13.69	0	3	9	4	1	77	3	11	1	5	0
Pct 7804 - VBM Reporting	833	220	26.41	0	2	13	3	0	175	7	8	0	12	0
Pct 7805 - Election Day Reporting	803	94	11.71	0	0	2	0	1	78	0	11	0	2	0
Pct 7805 - VBM Reporting	803	182	22.67	2	1	6	0	2	142	7	12	1	9	0
Pct 7806 - Election Day Reporting	677	81	11.96	0	0	2	1	0	65	0	9	0	4	0
Pct 7806 - VBM Reporting	677	126	18.61	1	0	3	3	1	105	2	8	0	3	0
Pct 7807 - Election Day Reporting	672	103	15.33	0	2	1	1	1	83	0	11	0	4	0
Pct 7807 - VBM Reporting	672	108	15.77	1	1	8	1	1	85	1	4	0	4	0
Pct 7808 - Election Day Reporting	644	92	14.29	0	0	6	1	1	69	1	9	0	4	1
Pct 7808 - VBM Reporting	644	125	19.41	1	1	4	2	1	101	0	9	1	4	1
Pct 7809 - Election Day Reporting	809	104	12.86	0	0	8	0	1	74	0	9	1	10	1
Pct 7809 - VBM Reporting	809	163	20.15	2	5	3	1	4	126	4	10	0	8	0
Pct 7811 - Election Day Reporting	692	85	12.28	0	1	7	2	2	61	1	10	0	1	0
Pct 7811 - VBM Reporting	692	126	18.21	1	0	4	0	1	106	1	10	0	3	0
Pct 7812 - Election Day Reporting	798	106	13.28	1	4	4	1	1	78	2	9	0	6	0
Pct 7812 - VBM Reporting	798	163	20.43	1	0	4	5	1	129	3	8	0	11	1
Pct 7813 - Election Day Reporting	880	118	13.41	0	1	8	0	1	90	0	8	1	9	0
Pct 7813 - VBM Reporting	880	185	22.16	5	1	7	2	2	157	7	11	0	3	0
Pct 7814 - Election Day Reporting	792	73	9.22	2	0	3	0	2	46	1	15	0	4	0
Pct 7814 - VBM Reporting	792	103	13.01	0	3	5	3	4	72	2	10	0	3	1
Pct 7815 - Election Day Reporting	847	102	12.04	1	1	3	3	2	83	1	3	0	5	0
Pct 7815 - VBM Reporting	847	226	26.68	3	1	8	3	3	190	2	11	0	5	0
Pct 7816 - Election Day Reporting	832	95	11.42	0	2	3	2	1	78	0	5	0	4	0
Pct 7816 - VBM Reporting	832	250	30.05	1	0	11	2	0	222	3	7	1	3	0
Pct 7817 - Election Day Reporting	755	129	17.09	0	4	4	1	4	82	3	13	1	7	0
Pct 7817 - VBM Reporting	755	176	23.31	0	2	4	2	2	156	0	4	0	6	0
Pct 7818 - Election Day Reporting	809	108	13.35	0	0	5	0	3	81	0	14	0	5	0
Pct 7818 - VBM Reporting	809	175	21.63	0	4	4	1	1	151	2	8	0	4	0
Pct 7819 - Election Day Reporting	758	113	14.91	1	0	6	2	0	76	1	17	2	7	1
Pct 7819 - VBM Reporting	758	154	20.32	0	4	5	2	2	121	0	11	1	6	2
Pct 7821 - Election Day Reporting	891	124	13.92	1	2	5	0	2	93	1	12	0	7	1
Pct 7821 - VBM Reporting	891	248	27.83	1	4	9	4	1	195	4	20	0	10	0
Pct 7822 - Election Day Reporting	863	127	14.72	0	1	0	1	2	103	4	8	1	7	0
Pct 7822 - VBM Reporting	863	159	18.42	2	1	6	1	1	128	3	12	1	4	0
Pct 7823 - Election Day Reporting	816	122	14.95	0	0	4	1	2	96	0	12	1	6	0
Pct 7823 - VBM Reporting	816	189	23.04	0	4	5	6	1	158	2	6	0	6	0
Pct 7824 - Election Day Reporting	763	101	13.24	2	0	3	0	2	75	3	8	0	8	0
Pct 7824 - VBM Reporting	763	166	21.76	2	5	8	0	1	127	2	12	0	9	0
Pct 7825 - Election Day Reporting	535	76	14.21	1	0	3	1	1	59	1	6	0	4	0
Pct 7825 - VBM Reporting	535	101	18.88	1	3	3	2	2	82	0	5	0	3	0
Pct 7826 - Election Day Reporting	642	103	16.04	0	0	3	0	5	76	0	11	0	7	0
Pct 7826 - VBM Reporting	642	98	15.26	0	0	10	0	0	78	0	9	0	1	0
Pct 7827 - Election Day Reporting	837	108	12.90	0	3	3	0	1	69	1	23	0	8	0
Pct 7827 - VBM Reporting	837	137	16.37	0	5	7	5	1	93	4	18	0	3	1
Pct 7828 - Election Day Reporting	900	96	10.67	0	2	6	2	2	68	6	5	0	5	0
Pct 7828 - VBM Reporting	900	236	26.11	0	3	17	5	1	188	9	6	1	4	1
Pct 7829 - Election Day Reporting	810	115	14.20	1	4	2	0	0	84	2	8	0	4	0
Pct 7829 - VBM Reporting	810	234	28.89	1	6	5	3	2	199	2	12	0	4	0
Pct 7831 - Election Day Reporting	851	116	13.63	0	0	4	1	2	98	2	7	0	2	0
Pct 7831 - VBM Reporting	851	194	22.80	2	3	4	2	1	162	6	7	0	7	0
Pct 7832 - Election Day Reporting	759	94	12.38	0	0	1	0	0	84	0	4	0	5	0
Pct 7832 - VBM Reporting	759	211	27.80	0	2	6	3	1	169	9	12	0	9	0
Pct 7833 - Election Day Reporting	742	78	10.51	0	0	7	2	1	56	3	8	0	1	0
Pct 7833 - VBM Reporting	742	148	19.95	1	3	7	0	5	103	3	14	0	12	0
Pct 7834 - Election Day Reporting	823	105	12.76	1	2	4	0	1	66	2	19	0	9	1
Pct 7834 - VBM Reporting	823	130	15.80	0	0	4	1	1	103	2	12	0	7	0

**THE CITY AND COUNTY OF SAN FRANCISCO Statement of Vote  
PRIMARY ELECTION JUNE 2014**

NON-PARTISAN LIEUTENANT GOVERNOR															
	Registration	Ballots Cast	Turnout (%)	LIEUTENANT GOVERNOR ALAN REYNOLDS	GEORGE YANG	ERIC KOREVAAR	DAVID FENNELL	AMOS JOHNSON	GAVIN NEHSOM	RON NEHRING	JENNA F. GOODMAN	WRITE-IN	Under Vote	Over Vote	
Pct 7835 - Election Day Reporting	765	69	9.02	1	3	5	0	0	51	2	5	0	2	0	
Pct 7835 - VBM Reporting	765	193	25.23	3	7	9	8	0	140	5	13	0	8	0	
Pct 7836 - Election Day Reporting	880	106	12.05	1	1	2	1	1	89	4	6	0	1	0	
Pct 7836 - VBM Reporting	880	230	26.14	0	4	12	2	3	176	11	9	0	12	1	
Pct 7837 - Election Day Reporting	853	125	14.65	0	0	8	1	2	100	3	10	0	1	0	
Pct 7837 - VBM Reporting	853	207	24.27	2	5	6	2	0	168	7	11	1	5	0	
Pct 7838 - Election Day Reporting	846	108	12.88	0	0	3	2	1	89	4	7	0	3	0	
Pct 7838 - VBM Reporting	846	238	28.13	0	0	10	1	2	202	7	11	0	5	0	
Pct 7839 - Election Day Reporting	805	98	12.17	1	2	7	1	3	67	4	6	0	7	0	
Pct 7839 - VBM Reporting	805	232	28.82	0	3	9	9	3	174	13	15	0	6	0	
Pct 7841 - Election Day Reporting	874	124	14.19	1	1	3	1	1	97	2	7	0	11	0	
Pct 7841 - VBM Reporting	874	175	20.02	1	2	4	4	3	137	8	8	0	6	2	
Pct 7842 - Election Day Reporting	832	111	13.34	0	2	9	3	2	78	0	13	0	4	0	
Pct 7842 - VBM Reporting	832	148	17.79	0	2	7	6	3	97	6	14	0	13	0	
Pct 7843 - Election Day Reporting	740	96	12.97	1	2	2	1	2	67	2	13	0	6	0	
Pct 7843 - VBM Reporting	740	131	17.70	0	7	12	7	1	84	1	12	0	7	0	
Pct 7844 - Election Day Reporting	680	72	10.59	1	2	5	1	1	47	1	9	0	4	1	
Pct 7844 - VBM Reporting	680	121	17.79	0	3	8	5	1	81	2	9	0	12	0	
Pct 7845 - Election Day Reporting	839	102	12.16	1	2	4	1	2	87	0	5	0	0	0	
Pct 7845 - VBM Reporting	839	176	20.98	0	3	7	2	1	146	2	8	0	7	0	
Pct 7846 - Election Day Reporting	863	108	12.51	1	2	0	3	1	82	3	11	0	5	0	
Pct 7846 - VBM Reporting	863	206	23.87	1	5	7	6	2	161	10	5	0	8	1	
Pct 7847 - Election Day Reporting	845	107	12.66	0	5	5	1	3	80	2	6	0	5	0	
Pct 7847 - VBM Reporting	845	199	23.55	1	5	2	1	2	155	11	12	0	10	0	
Pct 7848 - Election Day Reporting	861	118	13.47	0	1	6	1	0	85	3	11	0	9	0	
Pct 7848 - VBM Reporting	861	197	22.88	2	4	8	0	0	158	4	13	0	8	0	
Pct 7849 - Election Day Reporting	885	128	14.46	0	1	7	1	0	94	2	11	1	11	0	
Pct 7849 - VBM Reporting	885	166	18.76	0	2	11	2	0	125	4	13	0	9	0	
Pct 7851 - Election Day Reporting	492	64	13.01	2	4	0	0	0	45	8	0	1	4	0	
Pct 7851 - VBM Reporting	492	154	31.30	1	12	5	3	0	122	3	2	0	6	0	
Pct 7852 - Election Day Reporting	604	87	14.40	2	2	4	1	1	68	3	3	0	2	1	
Pct 7852 - VBM Reporting	604	192	31.95	0	10	9	5	1	152	3	6	0	7	0	
Pct 7853 - Election Day Reporting	805	86	10.68	2	1	0	2	1	70	2	2	0	6	0	
Pct 7853 - VBM Reporting	805	194	24.10	2	5	14	0	3	155	8	2	0	5	0	
Pct 7854 - Election Day Reporting	845	101	11.95	1	1	2	0	0	71	3	7	0	13	3	
Pct 7854 - VBM Reporting	845	184	21.78	1	3	7	2	0	145	8	11	0	7	0	
Pct 7855 - Election Day Reporting	873	104	11.91	0	1	5	1	4	77	0	9	0	7	0	
Pct 7855 - VBM Reporting	873	179	20.50	2	4	8	4	4	130	5	7	2	12	1	
Pct 7856 - Election Day Reporting	766	101	13.19	1	0	6	1	2	80	1	4	0	6	0	
Pct 7856 - VBM Reporting	766	147	19.19	0	4	6	3	4	110	2	11	0	6	1	
Pct 7857 - Election Day Reporting	864	102	11.81	2	2	3	4	0	65	4	17	0	5	0	
Pct 7857 - VBM Reporting	864	191	22.11	1	2	17	2	4	129	8	16	1	11	0	
Pct 7858 - Election Day Reporting	691	89	12.88	0	0	4	2	3	62	3	10	1	4	0	
Pct 7858 - VBM Reporting	691	106	15.34	0	1	5	1	1	80	1	13	0	4	0	
Pct 7859 - Election Day Reporting	788	104	13.20	1	1	4	1	1	73	6	7	1	9	0	
Pct 7859 - VBM Reporting	788	197	25.00	2	3	8	5	1	157	7	6	1	6	1	
Pct 7861 - Election Day Reporting	821	95	11.57	0	3	8	0	1	63	2	10	1	7	0	
Pct 7861 - VBM Reporting	821	178	21.68	0	3	7	5	2	140	4	5	1	11	0	
Pct 7862 - Election Day Reporting	850	129	15.18	0	0	9	3	0	99	2	13	0	3	0	
Pct 7862 - VBM Reporting	850	177	20.82	2	2	7	3	2	133	6	10	0	12	0	
Pct 7863 - Election Day Reporting	841	127	15.10	2	0	9	4	1	83	0	20	0	8	0	
Pct 7863 - VBM Reporting	841	146	17.36	0	3	13	2	3	102	1	14	0	8	0	
Pct 7864 - Election Day Reporting	752	85	11.30	0	3	2	5	0	63	0	6	0	6	0	
Pct 7864 - VBM Reporting	752	130	17.29	0	4	3	5	1	103	3	4	0	7	0	
Pct 7865 - Election Day Reporting	788	101	12.82	1	0	5	0	2	69	2	14	0	8	0	
Pct 7865 - VBM Reporting	788	173	21.95	0	4	12	6	2	122	6	12	0	9	0	
Pct 7866 - Election Day Reporting	765	108	13.86	2	4	5	2	1	77	9	2	0	4	0	

**THE CITY AND COUNTY OF SAN FRANCISCO Statement of Vote  
PRIMARY ELECTION JUNE 2014**

NON-PARTISAN LIEUTENANT GOVERNOR															
	Registration	Ballots Cast	Turnout (%)	LIEUTENANT GOVERNOR	ALAN REYNOLDS	GEORGE YANG	ERIC KOREVAAR	DAVID FENNEL	AMOS JOHNSON	GAVIN NEWSOM	RON NEHRING	JENA F. GOODMAN	WRITE-IN	Under Vote	Over Vote
Pct 7866 - VBM Reporting	765	243	31.76		3	21	12	11	0	165	11	6	0	14	0
Pct 7867 - Election Day Reporting	865	123	14.22		2	3	5	1	2	90	2	11	0	7	0
Pct 7867 - VBM Reporting	865	237	27.40		2	13	14	2	5	170	7	13	1	10	0
Pct 7868 - Election Day Reporting	799	81	10.14		0	0	3	1	2	60	6	6	0	3	0
Pct 7868 - VBM Reporting	799	238	29.79		4	6	10	7	3	179	11	9	0	9	0
Pct 7869 - Election Day Reporting	813	110	13.53		0	2	2	1	2	90	1	6	0	4	2
Pct 7869 - VBM Reporting	813	233	28.66		1	4	7	8	1	177	10	15	0	9	1
Pct 7871 - Election Day Reporting	827	130	15.72		1	1	9	2	1	97	4	4	0	11	0
Pct 7871 - VBM Reporting	827	210	25.39		1	2	16	2	0	169	2	5	0	13	0
Pct 7872 - Election Day Reporting	851	140	16.45		1	0	7	1	0	110	5	8	1	7	0
Pct 7872 - VBM Reporting	851	180	21.15		0	3	10	4	1	129	4	15	0	14	0
Pct 7873 - Election Day Reporting	839	128	15.02		0	0	3	0	1	98	3	15	1	5	0
Pct 7873 - VBM Reporting	839	209	24.43		2	6	3	1	4	160	4	15	0	10	0
Pct 7874 - Election Day Reporting	441	51	11.56		2	2	4	0	0	38	2	2	0	1	0
Pct 7874 - VBM Reporting	441	106	24.04		0	5	12	4	4	75	1	3	0	2	0
Pct 7875 - Election Day Reporting	550	58	10.55		0	2	2	1	1	39	2	7	0	4	0
Pct 7875 - VBM Reporting	550	127	23.09		2	4	7	4	5	87	3	10	0	5	0
Pct 7901 - Election Day Reporting	939	67	7.14		1	3	3	0	0	39	0	10	1	7	3
Pct 7901 - VBM Reporting	939	163	17.36		2	5	7	4	4	114	1	18	0	4	4
Pct 7902 - Election Day Reporting	805	75	9.32		1	1	9	0	2	50	0	10	0	2	0
Pct 7902 - VBM Reporting	805	106	13.17		2	3	4	2	2	76	0	11	1	3	2
Pct 7903 - Election Day Reporting	808	77	9.53		1	0	0	0	5	52	2	13	0	4	0
Pct 7903 - VBM Reporting	808	127	15.72		0	4	5	3	3	80	3	17	0	10	2
Pct 7904 - Election Day Reporting	794	53	6.68		0	0	3	0	2	31	2	8	0	6	1
Pct 7904 - VBM Reporting	794	131	16.50		0	7	8	3	3	84	2	19	0	5	0
Pct 7905 - Election Day Reporting	785	87	11.08		1	1	4	0	3	63	1	11	0	3	0
Pct 7905 - VBM Reporting	785	147	18.73		0	4	10	2	2	103	2	18	0	6	0
Pct 7906 - Election Day Reporting	712	77	10.81		0	1	4	0	3	47	1	18	0	3	0
Pct 7906 - VBM Reporting	712	100	14.04		0	2	3	3	0	75	1	11	0	5	0
Pct 7907 - Election Day Reporting	883	85	9.63		1	3	4	4	1	52	0	15	0	5	0
Pct 7907 - VBM Reporting	883	139	15.74		2	3	7	3	0	102	3	13	0	6	0
Pct 7908 - Election Day Reporting	921	131	14.22		1	3	4	3	5	88	6	13	1	6	1
Pct 7908 - VBM Reporting	921	181	20.74		2	2	9	10	5	135	5	13	0	4	6
Pct 7909 - Election Day Reporting	696	69	9.91		2	1	7	0	2	37	0	12	0	7	1
Pct 7909 - VBM Reporting	696	103	14.80		0	0	6	0	1	75	3	11	0	7	0
Pct 7911 - Election Day Reporting	832	97	11.66		2	1	5	2	1	68	0	14	0	4	0
Pct 7911 - VBM Reporting	832	120	14.42		0	3	5	5	1	86	1	10	2	7	0
Pct 7912 - Election Day Reporting	831	96	11.79		0	0	7	3	3	58	0	20	2	5	0
Pct 7912 - VBM Reporting	831	153	18.41		0	3	14	4	2	105	0	18	0	7	0
Pct 7913 - Election Day Reporting	797	98	12.30		1	3	4	2	2	68	0	15	0	3	0
Pct 7913 - VBM Reporting	797	113	14.18		0	5	9	5	2	66	2	12	1	10	1
Pct 7914 - Election Day Reporting	793	98	12.36		0	1	1	0	4	86	1	16	0	9	0
Pct 7914 - VBM Reporting	793	146	18.41		0	5	2	2	4	101	3	15	0	9	5
Pct 7915 - Election Day Reporting	738	91	12.33		0	3	4	0	0	65	0	16	0	3	0
Pct 7915 - VBM Reporting	738	96	13.01		0	2	3	2	1	74	0	10	0	4	0
Pct 7916 - Election Day Reporting	810	126	15.58		0	3	5	1	4	83	0	26	0	4	0
Pct 7916 - VBM Reporting	810	124	15.31		0	4	8	3	1	91	0	16	0	0	1
Pct 7917 - Election Day Reporting	905	128	14.14		1	0	7	2	6	77	2	25	0	8	0
Pct 7917 - VBM Reporting	905	135	15.36		0	4	7	4	1	95	3	19	0	6	0
Pct 7918 - Election Day Reporting	728	100	13.74		2	1	5	0	4	80	2	15	2	9	0
Pct 7918 - VBM Reporting	728	100	13.74		0	0	9	1	1	71	0	12	0	6	0
Pct 7919 - Election Day Reporting	792	104	13.13		0	0	4	0	2	67	1	19	1	9	1
Pct 7919 - VBM Reporting	792	110	13.89		0	1	2	0	0	76	4	23	0	4	0
Pct 7921 - Election Day Reporting	793	88	11.10		1	1	9	1	9	48	2	12	0	5	0
Pct 7921 - VBM Reporting	793	108	13.62		4	4	8	2	2	70	3	12	0	1	2
Pct 7922 - Election Day Reporting	796	101	12.69		3	0	8	0	2	63	2	13	0	10	0
Pct 7922 - VBM Reporting	796	125	15.70		1	7	2	1	1	84	3	16	2	8	0



THE CITY AND COUNTY OF SAN FRANCISCO Statement of Vote  
PRIMARY ELECTION JUNE 2014

NON-PARTISAN LIEUTENANT GOVERNOR															
	Registration	Ballots Cast	Turnout(%)	LIEUTENANT GOVERNOR	ALAN REYNOLDS	GEORGE YANG	ERIC KOREVAAR	DAVID FENNELL	AMOS JOHNSON	GAVIN NEWSON	RON NEHRING	JENA F. GOODMAN	WRITEN	Under Vote	Over Vote
Pct 7923 - Election Day Reporting	784	118	15.05	0	3	11	2	2	63	0	27	0	9	1	
Pct 7923 - VBM Reporting	784	135	17.22	2	4	10	2	1	80	4	23	0	8	1	
Pct 7924 - Election Day Reporting	769	96	12.48	1	1	8	1	3	56	2	18	0	6	0	
Pct 7924 - VBM Reporting	769	134	17.43	1	6	5	10	2	86	4	16	0	3	1	
Pct 7925 - Election Day Reporting	520	65	12.50	1	1	5	0	1	42	2	10	0	3	0	
Pct 7925 - VBM Reporting	520	80	15.38	1	0	6	1	2	58	2	7	1	3	1	
Pct 7926 - Election Day Reporting	772	117	15.16	0	0	4	1	0	86	1	16	1	8	0	
Pct 7926 - VBM Reporting	772	163	21.11	0	3	9	2	5	116	6	12	0	10	0	
Pct 7927 - Election Day Reporting	696	115	16.52	1	0	6	1	1	86	3	14	0	3	0	
Pct 7927 - VBM Reporting	696	143	20.55	0	0	6	4	2	105	2	15	0	8	1	
Pct 7928 - Election Day Reporting	848	135	15.92	1	3	6	0	2	86	2	26	0	9	0	
Pct 7928 - VBM Reporting	848	165	19.46	1	2	8	2	3	117	1	23	0	8	0	
Pct 7929 - Election Day Reporting	797	122	15.31	1	4	7	1	1	84	2	16	0	6	0	
Pct 7929 - VBM Reporting	797	208	26.10	2	2	6	0	2	160	1	19	1	14	1	
Pct 7931 - Election Day Reporting	703	109	15.50	0	0	6	3	2	79	2	9	1	7	0	
Pct 7931 - VBM Reporting	703	203	28.88	1	1	6	4	2	171	4	8	0	6	0	
Pct 7932 - Election Day Reporting	504	65	12.90	0	2	3	1	3	48	2	5	0	1	0	
Pct 7932 - VBM Reporting	504	109	21.63	0	3	6	1	2	83	1	6	0	7	0	
Pct 7933 MB - Election Day Reporting	9	0	0.00	0	0	0	0	0	0	0	0	0	0	0	
Pct 7933 MB - VBM Reporting	9	3	33.33	0	0	0	0	0	3	0	0	0	0	0	
Pct 7934 - Election Day Reporting	777	108	13.90	1	2	6	0	2	69	2	18	0	8	0	
Pct 7934 - VBM Reporting	777	177	22.78	4	1	5	3	4	125	4	21	0	8	2	
Pct 7935 - Election Day Reporting	885	162	18.31	0	0	6	0	7	110	2	24	0	13	0	
Pct 7935 - VBM Reporting	885	248	28.02	0	8	9	2	4	183	3	24	0	15	0	
Pct 7936 - Election Day Reporting	798	140	17.54	1	1	7	3	7	94	2	15	0	10	0	
Pct 7936 - VBM Reporting	798	176	22.06	3	4	7	4	3	132	0	11	3	8	1	
Pct 7937 - Election Day Reporting	808	110	13.61	0	4	5	2	0	71	2	16	0	10	0	
Pct 7937 - VBM Reporting	808	179	22.15	0	1	8	1	3	134	5	14	1	11	1	
Pct 7938 - Election Day Reporting	704	95	13.49	2	3	1	0	3	62	0	17	0	6	1	
Pct 7938 - VBM Reporting	704	115	16.34	0	2	2	0	1	88	0	17	1	2	2	
Pct 7939 - Election Day Reporting	670	100	14.93	1	0	3	2	2	79	1	6	0	6	0	
Pct 7939 - VBM Reporting	670	148	22.09	1	0	4	2	2	116	3	12	0	7	1	
Pct 7941 - Election Day Reporting	733	83	11.32	0	0	9	0	3	61	1	5	1	3	0	
Pct 7941 - VBM Reporting	733	139	18.96	2	6	3	3	2	104	2	13	0	3	1	
Pct 7942 - Election Day Reporting	798	80	10.03	1	1	4	1	0	49	1	10	1	11	1	
Pct 7942 - VBM Reporting	798	171	21.43	4	9	6	2	1	115	3	15	0	16	0	
Pct 7943 - Election Day Reporting	801	99	12.23	5	2	6	1	3	67	3	9	0	2	0	
Pct 7943 - VBM Reporting	801	179	22.25	1	3	3	11	1	137	5	7	1	8	2	
Pct 7944 - Election Day Reporting	748	112	14.97	1	2	3	0	3	86	0	13	0	3	1	
Pct 7944 - VBM Reporting	748	147	19.65	1	6	4	7	1	102	7	11	1	7	0	
Pct 7945 - Election Day Reporting	790	37	4.68	2	0	1	3	1	23	0	5	0	2	0	
Pct 7945 - VBM Reporting	790	164	20.76	2	5	9	5	5	125	2	9	0	2	0	
Pct 7946 - Election Day Reporting	854	65	7.61	2	0	4	1	1	55	1	0	0	1	0	
Pct 7946 - VBM Reporting	854	223	26.11	0	12	16	6	2	160	12	5	0	10	0	
Pct 7947 - Election Day Reporting	814	48	5.90	1	1	3	1	1	30	5	3	0	1	2	
Pct 7947 - VBM Reporting	814	182	22.36	4	23	5	6	1	128	4	3	0	7	1	
Pct 7948 - Election Day Reporting	819	71	8.67	1	5	5	1	0	47	2	6	1	3	0	
Pct 7948 - VBM Reporting	819	184	22.47	2	23	8	4	1	122	6	9	1	7	1	
Pct 7949 - Election Day Reporting	496	36	7.26	1	3	3	0	0	25	0	2	0	2	0	
Pct 7949 - VBM Reporting	496	133	26.81	3	14	8	6	0	81	6	4	0	11	0	
Pct 7951 - Election Day Reporting	705	59	8.37	3	5	4	3	0	35	1	5	0	3	0	
Pct 7951 - VBM Reporting	705	200	28.37	4	26	11	3	0	125	13	8	0	10	0	
Pct 7952 - Election Day Reporting	687	46	6.70	3	3	3	1	0	26	1	5	1	3	0	
Pct 7952 - VBM Reporting	687	171	24.89	3	26	5	6	1	117	1	0	0	11	1	
Pct 7953 - Election Day Reporting	742	67	9.03	0	4	4	1	1	50	0	5	0	2	0	
Pct 7953 - VBM Reporting	742	195	26.28	3	13	12	10	3	133	3	6	0	9	3	
Pct 7954 MB - Election Day Reporting	0	0	0.00	0	0	0	0	0	0	0	0	0	0	0	

**THE CITY AND COUNTY OF SAN FRANCISCO Statement of Vote  
PRIMARY ELECTION JUNE 2014**

NON-PARTISAN LIEUTENANT GOVERNOR														
	Registration	Ballois Cast	Turnout (%)	LIEUTENANT GOVERNOR ALAN REYNOLDS	GEORGE YANG	ERIC KOREVAAR	DAVID FENNEL	AMOS JOHNSON	GAVIN NEWSOM	RON NEHRING	JENA F. GOODMAN	WRITE IN	Under Vote	Over Vote
Pct 7954 MB - VBM Reporting	0	0	0.00	0	0	0	0	0	0	0	0	0	0	0
Pct 7955 - Election Day Reporting	768	56	7.29	3	2	4	5	0	36	3	3	0	0	0
Pct 7955 - VBM Reporting	768	177	23.05	3	16	5	12	3	110	6	9	0	10	3
Pct 7956 - Election Day Reporting	628	37	5.89	0	7	4	1	1	19	1	3	0	1	0
Pct 7956 - VBM Reporting	628	164	26.11	7	20	6	5	2	106	8	1	0	7	2
Pct 7957 - Election Day Reporting	570	46	8.07	0	0	2	0	2	38	1	1	0	2	0
Pct 7957 - VBM Reporting	570	122	21.40	3	4	3	4	1	95	6	1	0	5	0
Pct 7958 MB - Election Day Repo	250	2	0.80	0	0	1	0	0	1	0	0	0	2	2
Pct 7958 MB - VBM Reporting	250	87	34.80	1	8	3	3	0	64	3	1	0	2	2
Pct 9001 MB - Election Day Repo	234	1	0.43	0	0	0	0	0	1	0	0	0	0	0
Pct 9001 MB - VBM Reporting	234	57	24.36	2	3	3	3	1	44	0	1	0	0	0
Pct 9101 - Election Day Reporting	820	78	9.51	0	2	6	4	2	46	4	10	0	4	0
Pct 9101 - VBM Reporting	820	186	22.68	0	14	4	2	1	131	18	8	0	8	0
Pct 9102 - Election Day Reporting	834	74	8.87	1	1	3	7	2	41	7	6	0	5	1
Pct 9102 - VBM Reporting	834	165	19.78	1	16	12	12	2	104	9	5	1	2	1
Pct 9103 - Election Day Reporting	824	81	9.83	0	9	7	3	1	50	4	5	0	2	0
Pct 9103 - VBM Reporting	824	156	18.93	1	13	1	10	1	105	14	3	0	6	2
Pct 9104 - Election Day Reporting	852	62	7.28	0	0	3	1	0	43	6	4	0	5	0
Pct 9104 - VBM Reporting	852	158	18.54	2	7	5	12	0	109	10	6	0	7	0
Pct 9105 - Election Day Reporting	874	78	8.92	0	5	4	0	0	59	1	3	0	6	0
Pct 9105 - VBM Reporting	874	171	19.57	0	11	8	5	0	114	12	8	0	13	0
Pct 9106 - Election Day Reporting	831	78	9.51	0	3	5	5	1	55	1	4	0	5	0
Pct 9106 - VBM Reporting	831	146	17.57	1	12	13	1	0	94	5	8	0	11	1
Pct 9107 - Election Day Reporting	747	82	10.98	1	6	3	2	0	58	4	6	0	7	1
Pct 9107 - VBM Reporting	747	120	16.06	1	11	10	4	1	75	6	7	0	5	0
Pct 9108 - Election Day Reporting	705	62	8.79	0	2	3	3	0	40	2	7	0	4	1
Pct 9108 - VBM Reporting	705	103	14.61	0	7	2	7	0	77	4	3	0	3	0
Pct 9109 - Election Day Reporting	748	78	10.43	0	2	4	7	0	53	4	4	0	4	0
Pct 9109 - VBM Reporting	748	135	18.05	0	2	8	4	2	95	4	11	0	9	0
Pct 9111 - Election Day Reporting	694	53	7.64	1	3	2	3	3	33	4	2	0	2	0
Pct 9111 - VBM Reporting	694	105	15.13	2	4	9	2	2	69	6	2	0	8	1
Pct 9112 - Election Day Reporting	848	72	8.49	0	3	4	5	1	48	1	6	0	4	0
Pct 9112 - VBM Reporting	848	145	17.57	1	8	9	5	3	106	6	6	0	3	2
Pct 9113 - Election Day Reporting	924	94	10.17	0	6	4	3	3	61	6	7	1	3	0
Pct 9113 - VBM Reporting	924	186	20.13	0	10	10	6	4	137	7	3	0	8	1
Pct 9114 - Election Day Reporting	777	80	7.72	0	2	2	2	2	42	3	6	0	1	0
Pct 9114 - VBM Reporting	777	146	19.05	0	12	8	6	2	102	4	7	0	7	0
Pct 9115 - Election Day Reporting	819	67	8.18	0	4	5	1	0	44	2	7	0	3	1
Pct 9115 - VBM Reporting	819	126	15.38	0	6	9	7	1	80	7	8	0	8	0
Pct 9116 - Election Day Reporting	838	68	8.11	0	3	3	2	2	45	4	5	0	4	0
Pct 9116 - VBM Reporting	838	135	16.11	0	10	8	5	1	95	7	7	0	2	0
Pct 9117 - Election Day Reporting	684	77	11.26	0	0	4	1	2	53	4	6	2	5	0
Pct 9117 - VBM Reporting	684	177	25.88	0	3	5	6	1	134	10	8	1	9	0
Pct 9118 - Election Day Reporting	836	68	8.25	1	5	5	2	0	42	5	1	0	8	0
Pct 9118 - VBM Reporting	836	147	17.58	1	14	10	11	0	90	5	10	1	3	2
Pct 9119 - Election Day Reporting	794	57	7.18	0	4	3	1	1	33	1	9	0	5	0
Pct 9119 - VBM Reporting	794	179	22.54	3	15	6	18	4	113	6	4	1	7	2
Pct 9121 - Election Day Reporting	797	63	7.90	0	2	3	2	0	39	9	2	0	6	0
Pct 9121 - VBM Reporting	797	146	18.32	2	16	11	11	0	95	2	4	0	5	0
Pct 9122 - Election Day Reporting	811	48	5.92	0	2	1	3	0	33	0	5	0	4	0
Pct 9122 - VBM Reporting	811	175	21.58	1	24	9	10	0	107	11	3	0	8	2
Pct 9123 - Election Day Reporting	766	68	8.88	1	5	0	2	1	47	7	3	0	2	0
Pct 9123 - VBM Reporting	766	138	18.02	3	12	15	3	2	72	12	10	0	8	1
Pct 9124 - Election Day Reporting	803	85	8.09	1	4	4	1	1	45	1	6	0	2	0
Pct 9124 - VBM Reporting	803	144	17.93	1	12	9	7	1	86	4	7	2	13	2
Pct 9125 - Election Day Reporting	783	60	7.66	0	1	3	4	1	40	0	6	0	5	0
Pct 9125 - VBM Reporting	783	159	20.31	3	17	3	10	3	100	6	7	0	8	2

**THE CITY AND COUNTY OF SAN FRANCISCO Statement of Vote  
PRIMARY ELECTION JUNE 2014**

NON-PARTISAN LIEUTENANT GOVERNOR														
	Registration	Ballois Cast	Turnout (%)	LIEUTENANT GOVERNOR ALAN REYNOLDS	GEORGE YANG	ERIC KOREVAAR	DAVID FENNEL	AMOS JOHNSON	GAVIN NEWSOM	RON NEHRING	JENA F. GOODMAN	WRITE-IN	Under Vote	Over Vote
Pct 9126 - Election Day Reporting	833	69	8.28	0	4	0	1	0	50	6	6	0	2	0
Pct 9126 - VBM Reporting	833	194	23.29	1	18	6	8	3	134	4	5	2	13	0
Pct 9127 - Election Day Reporting	884	85	9.62	0	8	5	2	0	56	4	4	0	6	0
Pct 9127 - VBM Reporting	884	175	19.80	0	15	10	1	1	124	7	8	0	9	0
Pct 9128 - Election Day Reporting	761	65	8.54	0	2	2	4	2	46	3	2	0	4	0
Pct 9128 - VBM Reporting	761	168	22.08	4	14	4	16	1	109	11	4	1	4	0
Pct 9129 - Election Day Reporting	643	71	11.04	2	4	5	4	1	45	4	4	0	2	0
Pct 9129 - VBM Reporting	643	110	17.11	1	8	4	6	1	75	8	2	0	5	0
Pct 9131 - Election Day Reporting	658	65	9.88	1	3	5	2	2	46	0	3	0	3	0
Pct 9131 - VBM Reporting	658	140	21.28	2	14	13	7	4	82	5	8	0	5	0
Pct 9132 - Election Day Reporting	804	79	9.83	0	3	3	5	1	42	5	9	1	10	0
Pct 9132 - VBM Reporting	804	102	12.69	0	1	4	8	1	73	3	4	0	6	2
Pct 9133 - Election Day Reporting	910	83	9.12	0	1	4	0	0	61	5	5	0	6	1
Pct 9133 - VBM Reporting	910	221	24.29	0	12	19	4	1	154	11	10	2	7	1
Pct 9134 - Election Day Reporting	720	45	6.25	0	1	2	1	2	29	4	3	0	3	0
Pct 9134 - VBM Reporting	720	139	19.31	0	11	10	6	1	91	6	5	0	8	1
Pct 9135 - Election Day Reporting	732	75	10.25	1	2	4	12	1	42	2	8	0	3	0
Pct 9135 - VBM Reporting	732	146	19.95	2	6	9	10	1	98	6	5	0	7	2
Pct 9136 - Election Day Reporting	813	60	7.38	0	0	2	4	0	44	4	3	0	3	0
Pct 9136 - VBM Reporting	813	134	16.48	0	9	7	5	1	97	6	3	0	6	0
Pct 9137 - Election Day Reporting	845	77	9.11	0	2	4	2	1	53	9	3	0	3	0
Pct 9137 - VBM Reporting	845	183	21.66	0	11	11	14	0	122	9	8	0	8	0
Pct 9138 - Election Day Reporting	803	61	7.60	0	3	2	3	1	45	2	3	0	2	0
Pct 9138 - VBM Reporting	803	179	22.29	0	15	9	8	6	115	8	7	1	9	1
Pct 9139 - Election Day Reporting	876	73	8.33	4	8	3	2	0	43	10	1	0	1	1
Pct 9139 - VBM Reporting	876	239	27.28	3	25	10	16	2	149	15	9	1	9	0
Pct 9141 - Election Day Reporting	849	64	7.54	0	4	5	5	1	37	2	7	0	3	0
Pct 9141 - VBM Reporting	849	171	20.14	1	13	5	9	1	121	7	6	0	7	1
Pct 9142 - Election Day Reporting	838	54	6.44	0	1	1	4	0	37	1	9	0	1	0
Pct 9142 - VBM Reporting	838	144	17.18	0	8	11	7	1	101	7	4	1	4	0
Pct 9143 - Election Day Reporting	831	80	9.63	1	4	3	4	1	55	2	7	0	3	0
Pct 9143 - VBM Reporting	831	170	20.46	1	8	9	5	1	117	6	12	0	11	0
Pct 9144 - Election Day Reporting	844	98	11.61	1	8	8	4	1	62	3	2	0	9	0
Pct 9144 - VBM Reporting	844	157	18.60	0	16	10	5	3	107	9	2	0	5	0
Pct 9145 - Election Day Reporting	793	88	11.10	3	2	7	3	2	56	5	5	0	4	1
Pct 9145 - VBM Reporting	793	142	17.91	1	3	8	7	0	104	10	4	0	5	0
Pct 9146 - Election Day Reporting	824	66	8.01	1	0	4	4	0	43	1	10	0	3	0
Pct 9146 - VBM Reporting	824	141	17.11	0	9	4	3	3	96	5	9	1	11	0
Pct 9147 - Election Day Reporting	881	89	10.10	2	9	9	4	4	39	3	15	1	3	0
Pct 9147 - VBM Reporting	881	135	15.32	0	13	2	4	5	91	5	9	1	5	0
Pct 9148 - Election Day Reporting	862	81	9.40	0	1	5	3	0	57	2	8	1	4	0
Pct 9148 - VBM Reporting	862	136	15.78	2	5	6	0	0	103	11	2	0	7	0
Pct 9149 - Election Day Reporting	856	85	9.93	0	2	5	1	1	59	3	11	0	3	0
Pct 9149 - VBM Reporting	856	145	16.94	1	8	2	10	1	103	5	7	0	7	1
Pct 9151 - Election Day Reporting	700	58	8.29	1	1	1	4	1	30	5	7	0	8	0
Pct 9151 - VBM Reporting	700	171	24.43	0	4	7	12	1	121	8	6	2	10	0
Pct 9152 - Election Day Reporting	680	13	1.91	0	0	2	1	1	6	1	1	0	1	0
Pct 9152 - VBM Reporting	680	84	12.35	1	6	2	7	2	45	14	6	0	1	0
Pct 9201 - Election Day Reporting	773	52	6.73	0	3	3	3	1	39	1	1	0	1	0
Pct 9201 - VBM Reporting	773	94	12.16	1	5	9	3	0	62	2	7	0	4	1
Pct 9202 - Election Day Reporting	816	47	5.76	0	2	3	1	1	35	1	2	0	2	0
Pct 9202 - VBM Reporting	816	98	12.01	0	2	6	7	2	68	4	7	0	2	0
Pct 9203 - Election Day Reporting	834	62	7.43	0	1	1	8	0	37	8	3	0	4	0
Pct 9203 - VBM Reporting	834	151	18.11	0	12	3	14	2	86	21	2	0	10	1
Pct 9204 - Election Day Reporting	750	68	9.07	0	3	3	10	0	38	7	2	1	4	0
Pct 9204 - VBM Reporting	750	147	19.60	1	6	4	22	1	89	13	4	0	7	0
Pct 9205 - Election Day Reporting	651	33	5.07	1	2	1	2	0	22	3	2	0	0	0

**THE CITY AND COUNTY OF SAN FRANCISCO Statement of Vote  
PRIMARY ELECTION JUNE 2014**

NON-PARTISAN LIEUTENANT GOVERNOR															
	Registration	Ballots Cast	Turnout (%)	LIEUTENANT GOVERNOR	ALAN REYNOLDS	GEORGE YANG	ERIC KOREYVAAR	DAVID FENNELL	AMOS JOHNSON	GAVIN NEWSON	RON NEHRING	JENA F. GOODMAN	WRITE-IN	Under Vote	Over Vote
Pct 9205 - VBM Reporting	651	134	20.58	0	5	8	7	0	101	8	2	0	0	3	0
Pct 9206 - Election Day Reporting	844	55	6.52	0	1	2	2	0	39	7	2	0	0	2	0
Pct 9206 - VBM Reporting	844	184	21.80	3	9	8	17	5	99	30	4	1	0	8	0
Pct 9207 - Election Day Reporting	832	73	8.77	0	2	5	6	2	44	9	1	0	0	3	1
Pct 9207 - VBM Reporting	832	110	13.22	2	3	2	12	1	74	8	1	0	0	7	0
Pct 9208 - Election Day Reporting	813	53	6.52	0	1	4	3	0	37	5	0	0	0	3	0
Pct 9208 - VBM Reporting	813	120	14.76	0	3	13	13	0	70	19	0	0	0	2	0
Pct 9209 - Election Day Reporting	630	41	6.51	1	0	2	3	0	25	5	1	0	0	4	1
Pct 9209 - VBM Reporting	630	120	19.05	0	5	13	15	1	63	14	4	0	0	4	1
Pct 9211 - Election Day Reporting	746	51	6.84	0	2	3	4	1	35	5	0	0	0	1	0
Pct 9211 - VBM Reporting	746	109	14.61	1	3	6	17	0	67	8	1	0	0	6	0
Pct 9212 - Election Day Reporting	691	39	5.64	0	0	2	2	0	26	0	4	0	0	5	0
Pct 9212 - VBM Reporting	691	97	14.04	1	1	1	9	1	65	9	3	1	0	5	1
Pct 9213 - Election Day Reporting	812	65	8.00	0	0	8	5	2	37	5	5	0	0	3	0
Pct 9213 - VBM Reporting	812	134	16.50	3	5	5	11	1	77	14	10	0	0	8	0
Pct 9214 - Election Day Reporting	544	43	7.90	2	1	2	6	0	26	3	0	0	0	3	0
Pct 9214 - VBM Reporting	544	119	21.88	1	5	4	14	1	73	15	0	1	0	5	0
Pct 9215 - Election Day Reporting	571	49	8.58	2	1	6	8	0	26	5	0	0	0	1	0
Pct 9215 - VBM Reporting	571	101	17.69	2	3	4	10	1	51	20	1	0	0	9	0
Pct 9216 - Election Day Reporting	692	58	8.38	0	3	5	6	2	32	2	5	0	0	3	0
Pct 9216 - VBM Reporting	692	90	13.01	0	7	3	6	0	53	13	3	0	0	5	0
Pct 9217 - Election Day Reporting	622	50	8.04	0	2	3	5	0	31	4	3	0	0	2	0
Pct 9217 - VBM Reporting	622	113	18.17	2	5	3	16	0	77	7	0	0	0	3	0
Pct 9218 - Election Day Reporting	685	42	6.13	0	2	2	1	0	31	1	3	0	0	2	0
Pct 9218 - VBM Reporting	685	95	13.87	3	3	4	6	0	61	9	1	0	0	8	0
Pct 9219 - Election Day Reporting	687	44	6.40	1	1	1	1	0	33	2	0	0	0	5	0
Pct 9219 - VBM Reporting	687	109	15.87	0	6	5	9	0	71	12	4	0	0	2	0
Pct 9221 - Election Day Reporting	608	68	11.18	0	1	1	7	0	43	8	1	0	0	7	0
Pct 9221 - VBM Reporting	608	169	27.63	0	8	3	16	1	94	28	5	0	0	12	1
Pct 9222 - Election Day Reporting	763	70	9.17	0	2	0	10	1	46	7	2	0	0	2	0
Pct 9222 - VBM Reporting	763	169	22.15	0	6	10	13	0	93	22	5	0	0	20	0
Pct 9223 - Election Day Reporting	550	41	7.45	0	0	6	4	0	28	2	2	0	0	1	0
Pct 9223 - VBM Reporting	550	103	18.73	0	4	3	8	1	67	9	3	0	0	8	0
Pct 9224 - Election Day Reporting	868	62	7.14	3	2	3	6	2	39	3	2	0	0	2	0
Pct 9224 - VBM Reporting	868	210	24.19	0	4	9	15	1	154	16	3	0	0	7	1
Pct 9225 - Election Day Reporting	772	59	7.64	0	1	6	8	1	35	3	2	0	0	3	0
Pct 9225 - VBM Reporting	772	121	15.67	1	6	3	11	0	78	8	4	0	0	10	0
Pct 9226 - Election Day Reporting	817	64	7.83	0	1	6	4	0	30	16	4	0	0	3	0
Pct 9226 - VBM Reporting	817	152	18.60	2	8	2	16	0	98	12	3	0	0	11	0
Pct 9227 - Election Day Reporting	692	59	8.53	0	3	1	3	0	44	3	2	0	0	3	0
Pct 9227 - VBM Reporting	692	204	29.48	2	9	12	13	1	123	23	5	1	0	15	0
Pct 9228 - Election Day Reporting	665	74	11.13	1	4	5	3	1	48	5	3	0	0	3	1
Pct 9228 - VBM Reporting	665	174	26.17	0	9	8	17	0	110	15	1	1	0	13	0
Pct 9229 - Election Day Reporting	532	53	9.96	0	0	3	5	0	37	4	1	0	0	3	0
Pct 9229 - VBM Reporting	532	123	23.12	1	4	8	8	0	81	7	7	0	0	7	0
Pct 9231 - Election Day Reporting	915	107	11.69	1	4	5	7	1	73	4	3	0	0	9	0
Pct 9231 - VBM Reporting	915	176	19.23	0	9	8	13	0	122	4	6	0	0	14	0
Pct 9232 - Election Day Reporting	675	66	9.78	0	1	4	3	2	46	3	1	0	0	6	0
Pct 9232 - VBM Reporting	675	142	21.04	1	4	10	11	1	94	6	7	0	0	8	0
Pct 9233 - Election Day Reporting	692	47	6.79	0	2	0	3	0	31	4	3	0	0	4	0
Pct 9233 - VBM Reporting	692	182	26.30	0	10	3	16	3	117	20	2	1	0	10	0
Pct 9234 - Election Day Reporting	648	63	9.72	1	3	4	4	2	45	2	0	0	0	2	0
Pct 9234 - VBM Reporting	648	172	26.54	0	2	6	10	0	117	20	5	0	0	11	1
Pct 9235 - Election Day Reporting	839	83	9.89	1	1	1	4	1	62	9	1	0	0	3	0
Pct 9235 - VBM Reporting	839	167	19.90	1	8	4	17	0	105	20	2	0	0	9	1
Pct 9236 - Election Day Reporting	636	53	8.33	0	0	2	2	0	41	6	1	0	0	1	0
Pct 9236 - VBM Reporting	636	126	19.81	2	3	11	7	0	85	9	3	0	0	6	0

**THE CITY AND COUNTY OF SAN FRANCISCO Statement of Vote  
PRIMARY ELECTION JUNE 2014**

NON-PARTISAN LIEUTENANT GOVERNOR															
	Registration	Ballots Cast	Turnout (%)	LIEUTENANT GOVERNOR	ALAN REYNOLDS	GEORGE YANG	ERIC KOREVAAR	DAVID FENNEL	AMOS JOHNSON	GAVIN NEWSOM	RON NEHRING	JENA F. GOODMAN	WRITE IN	Under Vote	Over Vote
Pct 9237 - Election Day Reporting	821	56	7.06	0	1	2	2	0	47	3	0	0	0	3	0
Pct 9237 - VBM Reporting	821	159	19.37	1	9	8	18	1	96	14	3	0	0	9	0
Pct 9238 - Election Day Reporting	746	49	6.03	0	0	2	3	0	34	2	1	0	0	3	0
Pct 9238 - VBM Reporting	746	184	24.66	1	3	8	12	0	116	29	1	0	0	13	1
Pct 9239 - Election Day Reporting	777	57	7.34	0	0	2	0	0	47	4	1	0	0	3	0
Pct 9239 - VBM Reporting	777	191	24.58	1	1	8	25	1	119	22	0	0	0	14	0
Pct 9241 - Election Day Reporting	879	68	7.74	0	5	2	7	0	42	5	3	1	0	3	0
Pct 9241 - VBM Reporting	879	154	17.52	1	5	9	7	0	105	16	4	0	0	6	1
Pct 9242 - Election Day Reporting	844	66	7.82	1	3	5	3	0	43	5	3	0	0	3	0
Pct 9242 - VBM Reporting	844	156	18.48	1	6	16	8	1	98	13	3	0	0	10	0
Pct 9243 - Election Day Reporting	543	47	8.66	0	0	1	2	0	37	4	1	0	0	2	0
Pct 9243 - VBM Reporting	543	92	16.94	0	4	0	2	1	74	3	1	0	0	7	0
Pct 9244 - Election Day Reporting	763	65	8.52	0	1	3	3	0	56	1	1	0	0	0	0
Pct 9244 - VBM Reporting	763	118	15.47	0	2	5	2	1	90	9	2	0	0	7	0
Pct 9245 - Election Day Reporting	631	61	9.67	0	0	7	2	2	41	1	4	0	0	4	0
Pct 9245 - VBM Reporting	631	104	16.48	0	2	7	6	0	78	3	4	0	0	4	0
Pct 9246 - Election Day Reporting	803	38	4.73	1	0	2	1	2	27	2	0	0	0	3	0
Pct 9246 - VBM Reporting	803	152	18.93	1	4	10	11	4	100	11	4	0	0	7	0
Pct 9247 - Election Day Reporting	800	57	7.13	1	0	2	3	1	35	8	2	0	0	5	0
Pct 9247 - VBM Reporting	800	160	20.00	0	6	5	9	2	110	14	7	0	0	7	0
Pct 9248 - Election Day Reporting	752	53	7.05	0	2	2	1	3	33	4	4	0	0	4	0
Pct 9248 - VBM Reporting	752	139	18.48	1	5	6	7	0	100	10	1	0	0	9	0
Pct 9249 - Election Day Reporting	805	73	9.07	1	3	3	1	0	43	6	10	0	0	5	1
Pct 9249 - VBM Reporting	805	149	18.51	0	4	12	7	2	102	11	3	0	0	6	2
Pct 9251 - Election Day Reporting	822	93	11.31	0	0	8	2	1	63	7	6	0	0	6	0
Pct 9251 - VBM Reporting	822	155	18.86	1	4	3	6	2	113	8	10	0	0	8	0
Pct 9252 - Election Day Reporting	807	63	7.81	0	1	5	4	1	39	5	3	1	0	4	0
Pct 9252 - VBM Reporting	807	160	19.83	0	6	5	9	0	119	9	3	0	0	9	0
Pct 9253 - Election Day Reporting	717	58	8.09	0	1	2	5	0	39	3	5	0	0	3	0
Pct 9253 - VBM Reporting	717	147	20.50	1	0	11	9	0	99	12	7	0	0	8	0
Pct 9254 - Election Day Reporting	818	50	6.11	2	3	2	1	1	38	0	1	0	0	2	0
Pct 9254 - VBM Reporting	818	155	18.95	1	4	2	11	0	119	9	3	0	0	6	0
Pct 9255 - Election Day Reporting	486	43	8.85	0	0	3	2	1	30	3	2	0	0	2	0
Pct 9255 - VBM Reporting	486	62	12.76	0	2	5	2	3	37	9	3	0	0	0	1
Pct 9256 - Election Day Reporting	325	16	4.92	0	0	1	1	0	13	1	0	0	0	0	0
Pct 9256 - VBM Reporting	325	46	14.77	0	0	4	0	0	38	3	1	0	0	2	0
Pct 9257 MB - Election Day Repo	259	0	0.00	0	0	0	0	0	0	0	0	0	0	0	0
Pct 9257 MB - VBM Reporting	259	67	25.87	1	1	1	0	2	51	3	7	0	0	1	0
Pct 9258 - Election Day Reporting	590	33	5.59	0	1	3	3	0	20	1	2	0	0	3	0
Pct 9258 - VBM Reporting	590	128	21.69	1	5	1	4	2	98	10	3	0	0	4	0
Pct 9401 - Election Day Reporting	842	82	9.74	1	2	5	1	1	52	2	10	1	0	7	0
Pct 9401 - VBM Reporting	842	135	16.03	2	7	10	3	2	88	4	16	0	0	3	0
Pct 9402 - Election Day Reporting	860	64	7.44	0	0	4	2	0	47	4	5	0	0	2	0
Pct 9402 - VBM Reporting	860	140	16.28	0	6	8	1	0	96	11	13	0	0	5	0
Pct 9403 - Election Day Reporting	800	42	5.25	0	1	2	3	0	29	3	1	0	0	3	0
Pct 9403 - VBM Reporting	800	160	20.00	1	9	6	12	2	104	15	3	1	0	7	0
Pct 9404 - Election Day Reporting	821	64	7.80	1	2	5	4	0	42	1	6	0	0	3	0
Pct 9404 - VBM Reporting	821	178	21.80	0	22	11	12	0	112	7	5	0	0	9	1
Pct 9405 - Election Day Reporting	682	79	11.58	1	4	3	5	0	49	6	7	1	0	3	0
Pct 9405 - VBM Reporting	682	120	17.60	2	7	3	4	2	80	10	7	0	0	5	0
Pct 9406 - Election Day Reporting	819	69	8.42	2	5	2	9	1	37	5	3	0	0	4	1
Pct 9406 - VBM Reporting	819	158	19.29	1	12	11	4	3	109	5	6	0	0	6	1
Pct 9407 - Election Day Reporting	812	54	6.65	1	3	3	1	1	30	4	8	0	0	3	0
Pct 9407 - VBM Reporting	812	133	16.38	1	17	11	6	2	76	5	6	0	0	8	1
Pct 9408 - Election Day Reporting	717	53	7.39	0	3	2	5	0	37	1	3	0	0	2	0
Pct 9408 - VBM Reporting	717	110	15.34	2	5	7	1	2	75	1	9	0	0	8	0
Pct 9409 - Election Day Reporting	539	48	8.91	0	0	2	1	0	37	2	3	0	0	3	0

**THE CITY AND COUNTY OF SAN FRANCISCO Statement of Vote  
PRIMARY ELECTION JUNE 2014**

NON-PARTISAN LIEUTENANT GOVERNOR														
	Registration	Ballois Cast	Turnout(%)	LIEUTENANT GOVERNOR ALAN REYNOLDS	GEORGE YANG	ERIC KOREVAAR	DAVID FENWELL	AMOS JOHNSON	GAVIN NEWSOM	RONNEHRING	JENNIFER F. GOODMAN	WRITE-IN	Under Vote	Over Vote
Pct 9409 - VBM Reporting	539	95	17.83	0	9	4	6	2	55	5	4	1	9	0
Pct 9411 - Election Day Reporting	851	62	7.29	0	1	4	2	3	42	1	6	0	3	0
Pct 9411 - VBM Reporting	851	131	15.39	0	3	14	13	0	79	5	16	0	1	0
Pct 9412 - Election Day Reporting	798	72	9.02	1	4	3	2	1	49	2	7	2	1	0
Pct 9412 - VBM Reporting	798	160	20.05	2	13	4	10	4	103	7	9	0	8	0
Pct 9413 - Election Day Reporting	821	52	6.33	1	2	2	1	2	31	4	2	0	6	0
Pct 9413 - VBM Reporting	821	172	20.95	3	15	5	6	1	125	7	8	0	2	0
Pct 9414 - Election Day Reporting	806	64	7.94	1	2	2	3	1	43	5	5	0	2	0
Pct 9414 - VBM Reporting	806	170	21.09	2	16	4	9	1	115	3	6	2	12	0
Pct 9415 - Election Day Reporting	689	54	7.84	0	4	2	4	0	36	3	4	0	1	0
Pct 9415 - VBM Reporting	689	144	20.90	0	14	6	9	2	92	12	3	1	4	1
Pct 9416 - Election Day Reporting	867	81	9.34	1	0	3	4	0	54	11	3	0	5	0
Pct 9416 - VBM Reporting	867	162	18.69	4	12	17	2	0	103	10	6	0	8	0
Pct 9417 - Election Day Reporting	676	40	5.92	0	3	3	2	4	22	2	3	1	0	0
Pct 9417 - VBM Reporting	676	139	20.56	0	10	8	8	2	81	16	5	0	8	1
Pct 9418 - Election Day Reporting	688	47	6.83	1	3	3	5	0	24	2	3	0	6	0
Pct 9418 - VBM Reporting	688	154	22.38	0	14	5	14	2	101	11	5	0	2	0
Pct 9419 - Election Day Reporting	796	76	9.55	0	5	0	9	0	42	7	9	0	4	0
Pct 9419 - VBM Reporting	796	187	23.49	0	23	13	12	1	105	21	4	0	8	0
Pct 9421 - Election Day Reporting	812	50	6.16	0	6	4	2	0	24	5	3	0	6	0
Pct 9421 - VBM Reporting	812	198	24.38	1	15	7	5	2	142	9	4	0	13	0
Pct 9422 - Election Day Reporting	925	83	8.97	1	9	2	4	0	54	6	3	0	4	0
Pct 9422 - VBM Reporting	925	185	20.00	3	17	5	10	1	125	10	4	0	10	0
Pct 9423 - Election Day Reporting	809	59	7.29	1	1	4	3	0	34	11	4	0	1	0
Pct 9423 - VBM Reporting	809	151	18.67	0	9	6	4	1	112	6	7	0	5	1
Pct 9424 - Election Day Reporting	826	57	6.90	1	3	2	4	1	32	2	9	0	3	0
Pct 9424 - VBM Reporting	826	180	21.79	0	10	10	3	1	129	9	10	0	7	1
Pct 9425 - Election Day Reporting	808	40	4.95	0	2	4	3	0	25	1	2	0	3	0
Pct 9425 - VBM Reporting	808	162	20.05	0	26	11	3	0	108	4	2	0	7	1
Pct 9426 - Election Day Reporting	727	57	7.84	0	1	4	3	1	38	2	3	0	5	0
Pct 9426 - VBM Reporting	727	137	18.84	3	21	2	9	0	89	3	3	0	6	1
Pct 9427 - Election Day Reporting	797	57	7.15	0	5	2	6	0	36	2	3	0	3	0
Pct 9427 - VBM Reporting	797	185	23.21	0	23	9	17	0	108	13	3	0	11	1
Pct 9428 - Election Day Reporting	854	51	5.97	0	3	5	7	2	28	4	2	0	0	0
Pct 9428 - VBM Reporting	854	186	21.78	2	14	13	13	0	124	9	4	0	7	0
Pct 9429 - Election Day Reporting	774	90	11.63	1	7	6	10	3	51	7	2	0	3	0
Pct 9429 - VBM Reporting	774	159	20.54	1	14	11	7	0	108	9	1	0	7	1
Pct 9431 - Election Day Reporting	868	70	8.06	1	5	8	3	1	46	4	2	0	0	0
Pct 9431 - VBM Reporting	868	224	25.81	1	22	8	16	0	138	17	8	0	14	0
Pct 9432 - Election Day Reporting	851	84	9.87	2	5	4	2	2	49	5	7	2	6	0
Pct 9432 - VBM Reporting	851	176	20.68	0	20	6	9	3	120	6	1	0	11	0
Pct 9433 - Election Day Reporting	839	53	6.32	2	6	2	2	0	28	5	4	0	4	0
Pct 9433 - VBM Reporting	839	186	22.17	0	26	10	14	0	114	11	4	0	7	0
Pct 9434 - Election Day Reporting	889	62	6.97	0	0	2	2	1	44	5	5	0	3	0
Pct 9434 - VBM Reporting	889	208	23.40	1	23	7	10	4	140	7	13	1	2	0
Pct 9435 - Election Day Reporting	855	89	10.41	0	2	6	5	1	61	8	3	0	3	0
Pct 9435 - VBM Reporting	855	189	22.11	1	13	16	12	0	126	10	4	0	7	0
Pct 9436 - Election Day Reporting	900	64	7.11	1	6	5	4	1	37	5	3	0	2	0
Pct 9436 - VBM Reporting	900	227	25.22	1	31	10	10	2	144	8	6	0	13	2
Pct 9437 - Election Day Reporting	825	75	9.09	0	3	6	4	0	46	7	5	0	4	0
Pct 9437 - VBM Reporting	825	176	21.33	0	19	5	21	0	106	10	6	0	9	0
Pct 9438 - Election Day Reporting	841	69	8.20	0	3	6	5	1	40	6	5	0	3	0
Pct 9438 - VBM Reporting	841	188	22.35	0	11	12	12	2	128	9	4	0	10	0
Pct 9439 - Election Day Reporting	827	62	7.50	0	4	4	4	2	39	5	2	0	2	0
Pct 9439 - VBM Reporting	827	174	21.04	4	17	7	11	2	109	15	1	1	6	1
Pct 9441 - Election Day Reporting	895	67	7.49	1	1	7	2	1	41	4	6	0	2	0
Pct 9441 - VBM Reporting	895	197	22.01	2	14	12	12	2	134	9	5	0	7	0

**THE CITY AND COUNTY OF SAN FRANCISCO Statement of Vote  
PRIMARY ELECTION JUNE 2014**

NON-PARTISAN LIEUTENANT GOVERNOR														
	Registration	Ballots Cast	Turnout (%)	LIEUTENANT GOVERNOR ALAN REYNOLDS	GEORGE YANG	ERIC KOREVAAR	DAVID FENNEL	AMDS JOHNSON	GAVIN NEWSOM	RON NEHRING	JENA F. GOODMAN	WRITE IN	Under Vote	Over Vote
Pct 9442 - Election Day Reporting	896	80	8.93	0	2	7	4	2	50	3	7	0	5	0
Pct 9442 - VBM Reporting	896	166	18.53	1	11	6	5	1	111	14	8	0	8	1
Pct 9443 - Election Day Reporting	780	59	7.56	0	4	2	0	0	42	1	6	1	3	0
Pct 9443 - VBM Reporting	780	159	20.38	0	18	9	3	0	98	15	8	0	8	0
Pct 9444 - Election Day Reporting	819	41	5.01	0	0	3	5	0	23	6	1	0	2	1
Pct 9444 - VBM Reporting	819	175	21.37	1	17	7	9	1	108	20	5	0	7	0
Pct 9445 - Election Day Reporting	853	72	8.44	0	5	5	5	1	40	7	5	0	4	0
Pct 9445 - VBM Reporting	853	205	24.03	2	12	10	10	4	139	8	10	0	8	2
Pct 9446 - Election Day Reporting	906	81	8.94	3	3	4	4	1	55	5	5	0	1	0
Pct 9446 - VBM Reporting	906	210	23.18	1	12	15	14	1	141	12	5	0	9	0
Pct 9447 - Election Day Reporting	860	58	6.74	0	4	3	2	0	37	5	3	0	4	0
Pct 9447 - VBM Reporting	860	181	21.05	1	23	17	4	0	107	11	4	2	12	0
Pct 9448 - Election Day Reporting	834	55	6.59	1	2	3	4	1	28	8	5	0	3	0
Pct 9448 - VBM Reporting	834	177	21.22	2	24	11	16	3	101	7	5	0	8	0
Pct 9449 - Election Day Reporting	678	51	7.52	0	5	1	2	1	34	4	1	0	3	0
Pct 9449 - VBM Reporting	678	159	23.45	3	21	5	6	0	99	18	1	0	6	0
Pct 9451 - Election Day Reporting	368	36	9.78	0	1	0	4	0	26	1	3	0	1	0
Pct 9451 - VBM Reporting	368	85	24.18	1	3	5	8	0	58	7	2	0	5	0
Pct 9452 - Election Day Reporting	715	67	9.37	2	6	4	4	3	34	7	3	0	4	0
Pct 9452 - VBM Reporting	715	138	19.30	3	12	10	2	1	84	14	2	0	10	0
Pct 9453 - Election Day Reporting	434	33	7.60	0	0	2	5	0	25	1	0	0	0	0
Pct 9453 - VBM Reporting	434	109	25.12	2	10	10	8	0	66	5	4	1	3	0
Pct 9501 MB - Election Day Repo	125	1	0.80	0	0	0	0	0	0	0	0	0	1	0
Pct 9501 MB - VBM Reporting	125	41	32.90	1	1	1	2	0	28	3	2	0	2	1
Pct 9502 MB - Election Day Repo	188	0	0.00	0	0	0	0	0	0	0	0	0	0	0
Pct 9502 MB - VBM Reporting	188	63	33.51	0	0	2	2	0	53	2	1	0	3	0
Pct 9503/9504 - Election Day Rep	625	33	5.28	0	2	2	0	0	23	0	3	0	3	0
Pct 9503/9504 - VBM Reporting	625	109	17.44	2	3	4	0	4	80	4	8	0	3	1
Pct 9505 - Election Day Reporting	727	50	6.88	1	0	3	0	0	41	1	2	0	2	0
Pct 9505 - VBM Reporting	727	144	19.81	2	4	6	1	0	116	2	2	0	11	0
Pct 9506 - Election Day Reporting	706	47	6.66	0	1	2	2	0	38	0	4	0	0	0
Pct 9506 - VBM Reporting	706	101	14.31	0	2	3	2	1	83	3	2	0	4	1
Pct 9507 - Election Day Reporting	670	61	9.10	0	0	1	0	3	43	2	11	0	1	0
Pct 9507 - VBM Reporting	670	114	17.01	0	1	6	1	2	85	1	9	1	8	0
Pct 9508 - Election Day Reporting	708	48	6.78	0	0	5	0	1	33	0	6	1	2	0
Pct 9508 - VBM Reporting	708	83	11.72	1	3	7	0	2	53	0	14	0	3	0
Pct 9509 - Election Day Reporting	588	49	8.33	0	0	2	1	2	29	3	10	0	2	0
Pct 9509 - VBM Reporting	588	96	16.33	1	0	10	2	0	65	1	8	0	9	0
Pct 9511 - Election Day Reporting	572	64	11.19	1	3	4	3	1	39	2	8	0	3	0
Pct 9511 - VBM Reporting	572	85	14.86	0	1	6	2	0	60	1	8	0	5	2
Pct 9512 - Election Day Reporting	703	47	6.69	0	0	3	1	1	36	0	4	0	0	2
Pct 9512 - VBM Reporting	703	117	16.64	1	3	8	4	2	79	0	11	0	8	1
Pct 9513 - Election Day Reporting	808	62	7.67	1	1	3	0	1	43	0	8	0	5	0
Pct 9513 - VBM Reporting	808	108	13.37	1	0	10	2	2	78	4	4	0	7	0
Pct 9514/9522 - Election Day Rep	852	80	9.39	1	2	3	2	1	52	3	11	0	5	0
Pct 9514/9522 - VBM Reporting	852	97	11.38	1	6	5	1	1	70	4	4	0	5	0
Pct 9515 - Election Day Reporting	651	65	9.98	0	1	4	2	3	37	2	7	0	8	1
Pct 9515 - VBM Reporting	651	97	14.90	0	5	7	2	0	67	7	4	0	5	0
Pct 9516 - Election Day Reporting	794	90	11.34	2	0	4	1	3	64	4	5	0	5	2
Pct 9516 - VBM Reporting	794	141	17.76	3	6	9	7	4	92	3	9	0	8	0
Pct 9517 - Election Day Reporting	740	63	8.51	0	0	3	1	2	46	0	6	0	5	0
Pct 9517 - VBM Reporting	740	123	16.62	0	4	7	1	2	86	4	8	0	11	0
Pct 9518 - Election Day Reporting	684	64	9.36	0	3	4	2	1	41	0	9	0	4	0
Pct 9518 - VBM Reporting	684	87	12.72	0	1	9	5	0	63	1	3	1	4	0
Pct 9519 - Election Day Reporting	821	91	11.08	0	1	8	2	4	56	3	14	0	3	0
Pct 9519 - VBM Reporting	821	126	15.35	3	4	7	3	0	87	8	6	1	7	0
Pct 9521 - Election Day Reporting	841	99	11.77	0	2	5	2	1	74	3	7	0	5	0

**THE CITY AND COUNTY OF SAN FRANCISCO Statement of Vote  
PRIMARY ELECTION JUNE 2014**

NON-PARTISAN LIEUTENANT GOVERNOR														
	Registration	Ballois Cast	Turnout (%)	LIEUTENANT GOVERNOR ALAN REYNOLDS	GEORGE YANG	ERIC KOREVAAR	DAVID FENNEL	AMOS JOHNSON	GAVIN NEWSOM	RON NEHRING	JENA F. GOODMAN	WRITE IN	Under Vote	Over Vote
Pct 9521 - VBM Reporting	841	123	14.63	2	9	8	0	2	83	8	7	1	3	0
Pct 9701 - Election Day Reporting	608	65	10.69	0	3	2	1	0	50	2	5	0	2	0
Pct 9701 - VBM Reporting	608	134	22.04	0	5	4	7	4	92	8	8	0	6	0
Pct 9702 - Election Day Reporting	665	65	9.77	0	0	3	0	0	50	4	5	0	3	0
Pct 9702 - VBM Reporting	665	114	17.14	1	1	7	8	0	77	8	6	0	6	0
Pct 9703 - Election Day Reporting	671	72	8.27	0	2	3	8	0	48	6	3	0	2	0
Pct 9703 - VBM Reporting	671	201	23.08	0	15	4	12	1	136	9	9	1	14	0
Pct 9704 - Election Day Reporting	880	76	8.64	1	1	1	5	1	54	4	6	0	3	0
Pct 9704 - VBM Reporting	880	199	22.61	0	10	6	8	1	145	13	8	0	8	0
Pct 9705 - Election Day Reporting	823	58	7.05	1	4	4	1	0	45	0	2	0	1	0
Pct 9705 - VBM Reporting	823	165	20.05	2	11	8	2	1	109	6	14	0	11	1
Pct 9706 MB - Election Day Repo	55	0	0.00	0	0	0	0	0	0	0	0	0	0	0
Pct 9706 MB - VBM Reporting	55	18	32.73	0	0	0	0	0	16	0	2	0	0	0
Pct 9707 - Election Day Reporting	725	54	7.45	2	4	6	4	1	31	3	1	1	0	1
Pct 9707 - VBM Reporting	725	193	26.62	2	19	3	13	0	118	13	9	0	14	2
Pct 9708 - Election Day Reporting	826	66	7.99	2	2	3	4	0	43	2	5	0	5	0
Pct 9708 - VBM Reporting	826	178	21.55	2	10	10	6	2	122	5	9	0	9	3
Pct 9709 - Election Day Reporting	877	81	9.24	0	3	4	7	2	56	5	2	0	2	0
Pct 9709 - VBM Reporting	877	202	23.03	1	14	17	7	2	130	16	1	1	13	0
Pct 9711 - Election Day Reporting	575	78	13.57	0	4	3	4	1	50	9	5	0	2	0
Pct 9711 - VBM Reporting	575	152	26.43	2	10	8	10	0	97	12	10	0	3	0
Pct 9712 - Election Day Reporting	589	73	12.39	0	1	4	4	0	51	7	3	0	3	0
Pct 9712 - VBM Reporting	589	152	25.81	0	4	11	14	0	104	7	6	1	5	0
Pct 9713 - Election Day Reporting	866	57	6.58	1	2	5	1	0	32	3	5	1	6	1
Pct 9713 - VBM Reporting	866	193	22.29	2	10	16	11	1	120	17	9	0	7	0
Pct 9714 - Election Day Reporting	864	88	10.19	1	1	4	2	1	64	12	1	0	2	0
Pct 9714 - VBM Reporting	864	247	28.59	3	14	9	20	1	155	27	5	0	13	0
Pct 9715 - Election Day Reporting	554	88	15.88	0	1	5	4	1	63	3	4	0	7	0
Pct 9715 - VBM Reporting	554	148	26.71	0	4	5	15	0	94	15	5	0	10	0
Pct 9716 - Election Day Reporting	829	71	8.56	0	3	6	8	2	36	3	5	0	8	0
Pct 9716 - VBM Reporting	829	187	22.56	4	22	11	7	2	121	6	4	0	10	0
Pct 9717 - Election Day Reporting	881	80	9.08	1	2	6	8	1	47	6	2	2	5	0
Pct 9717 - VBM Reporting	881	188	21.34	2	15	15	9	2	120	12	5	0	8	0
Pct 9718 - Election Day Reporting	800	106	13.25	0	3	12	5	0	61	13	3	0	9	0
Pct 9718 - VBM Reporting	800	230	28.75	0	15	13	16	0	144	15	12	0	13	2
Pct 9719 - Election Day Reporting	828	108	13.04	0	3	3	7	0	75	7	4	0	9	0
Pct 9719 - VBM Reporting	828	218	26.33	2	8	11	12	1	139	25	8	0	11	1
Pct 9721 - Election Day Reporting	598	81	13.55	0	4	5	6	1	54	6	0	0	5	0
Pct 9721 - VBM Reporting	598	146	24.41	1	9	6	13	0	94	10	2	1	10	0
Pct 9722 - Election Day Reporting	583	62	10.63	1	1	1	1	2	39	8	1	0	8	0
Pct 9722 - VBM Reporting	583	158	27.10	4	6	9	12	0	105	11	3	0	8	0
Pct 9723 - Election Day Reporting	415	25	6.02	0	6	1	2	0	11	4	0	0	1	0
Pct 9723 - VBM Reporting	415	132	31.81	2	15	5	3	4	82	9	1	2	9	0
Pct 9724 - Election Day Reporting	841	78	9.27	0	6	3	8	1	43	7	2	0	5	0
Pct 9724 - VBM Reporting	841	248	29.49	1	24	16	31	1	130	24	3	1	17	0
Pct 9725 - Election Day Reporting	878	45	5.13	2	1	1	6	0	19	4	7	0	5	0
Pct 9725 - VBM Reporting	878	222	25.28	1	23	12	15	2	125	21	4	0	18	1
Pct 9726 - Election Day Reporting	695	48	6.91	1	1	4	1	1	35	2	1	0	1	1
Pct 9726 - VBM Reporting	695	94	13.53	0	6	8	3	5	51	9	2	1	9	0
Pct 9727 - Election Day Reporting	405	39	9.63	0	2	0	2	0	27	7	0	0	1	0
Pct 9727 - VBM Reporting	405	113	27.90	0	6	4	17	1	56	17	1	0	11	0
Pct 9728 - Election Day Reporting	883	97	10.99	0	9	5	3	0	57	11	6	0	6	0
Pct 9728 - VBM Reporting	883	238	26.95	5	12	8	18	1	143	37	3	0	11	0
Pct 9729 - Election Day Reporting	703	79	11.24	0	3	1	10	1	49	8	4	0	3	0
Pct 9729 - VBM Reporting	703	183	26.03	3	6	10	12	4	107	22	5	0	14	0
Pct 9731 - Election Day Reporting	497	83	16.70	1	3	5	4	0	52	10	2	0	6	0
Pct 9731 - VBM Reporting	497	113	22.74	2	11	3	9	2	62	17	2	0	5	0



**THE CITY AND COUNTY OF SAN FRANCISCO Statement of Vote  
PRIMARY ELECTION JUNE 2014**

NON-PARTISAN LIEUTENANT GOVERNOR														
	Registration	Ballots Cast	Turnout (%)	LIEUTENANT GOVERNOR										
				ALAN REYNOLDS	GEORGE YANG	ERIC KOREVAAR	DAVID FENNEL	AMDS JOHNSON	GAVIN NEWSOM	RON NEHRING	JENNA F. GOODMAN	WRITE-IN	Under Vote	Over Vote
Pct 9732 MB - Election Day Repo	65	0	0.00	0	0	0	0	0	0	0	0	0	0	0
Pct 9732 MB - VBM Reporting	65	29	44.62	0	2	1	2	1	18	1	0	0	4	0
Pct 9733 MB - Election Day Repo	210	1	0.48	0	0	0	0	0	1	0	0	0	0	0
Pct 9733 MB - VBM Reporting	210	89	41.90	1	2	5	1	0	66	7	3	0	3	0
Pct 9734 - Election Day Reporting	569	62	10.90	0	2	4	3	0	41	6	2	0	4	0
Pct 9734 - VBM Reporting	569	186	32.69	4	8	3	17	3	112	26	5	0	8	0
Pct 9735 - Election Day Reporting	738	93	12.60	0	4	3	11	0	61	7	0	1	6	0
Pct 9735 - VBM Reporting	738	215	29.13	3	8	14	8	2	143	24	3	0	10	0
Pct 9736 - Election Day Reporting	666	78	11.71	0	4	0	5	0	57	3	2	0	7	0
Pct 9736 - VBM Reporting	666	191	28.68	1	10	8	10	0	137	6	9	1	9	0
Pct 9737 - Election Day Reporting	736	55	7.47	0	2	3	7	0	36	2	1	0	3	0
Pct 9737 - VBM Reporting	736	229	31.11	1	15	5	8	4	171	13	4	0	8	0
Pct 9738 - Election Day Reporting	672	49	7.29	0	0	2	4	2	30	6	4	0	1	0
Pct 9738 - VBM Reporting	672	148	22.02	1	4	6	11	1	107	6	5	2	5	0
Pct 9739 - Election Day Reporting	791	38	4.80	1	0	3	2	1	25	2	4	0	0	0
Pct 9739 - VBM Reporting	791	104	13.15	1	4	5	4	1	76	5	2	0	5	1
Pct 9741 - Election Day Reporting	631	2	0.32	0	0	1	0	0	1	0	0	0	0	0
Pct 9741 - VBM Reporting	631	1	0.16	0	0	0	0	0	1	0	0	0	0	0
Pct 9742 - Election Day Reporting	563	66	11.72	0	5	4	2	0	44	7	1	0	3	0
Pct 9742 - VBM Reporting	563	116	20.60	0	15	11	4	4	63	15	1	0	3	0
Pct 9743 - Election Day Reporting	839	56	6.91	1	1	4	1	2	41	3	3	0	2	0
Pct 9743 - VBM Reporting	839	169	20.14	3	5	8	6	4	117	9	8	0	8	1
Pct 9744 - Election Day Reporting	817	66	8.08	1	2	2	2	3	46	3	5	0	2	0
Pct 9744 - VBM Reporting	817	121	14.81	2	5	4	8	4	71	8	8	0	10	1
Pct 9745 - Election Day Reporting	898	56	6.46	0	3	2	1	1	40	0	7	0	4	0
Pct 9745 - VBM Reporting	898	109	12.14	3	3	2	7	2	68	12	8	0	4	0
Pct 9746 - Election Day Reporting	867	96	11.07	0	3	2	5	1	63	17	0	0	4	1
Pct 9746 - VBM Reporting	867	222	25.61	2	6	4	15	0	155	25	6	0	8	1
Pct 9747 - Election Day Reporting	858	74	8.62	0	2	12	2	0	49	4	1	0	4	0
Pct 9747 - VBM Reporting	858	176	20.51	1	4	9	11	1	127	5	8	1	9	0
Pct 9748 - Election Day Reporting	888	86	9.68	0	1	3	5	0	53	9	7	0	8	0
Pct 9748 - VBM Reporting	888	211	23.76	1	12	7	16	2	139	16	5	0	12	1
Pct 9749 - Election Day Reporting	770	59	7.66	0	4	3	2	1	36	3	5	0	5	0
Pct 9749 - VBM Reporting	770	145	18.83	1	14	13	4	3	97	4	5	0	4	0
Pct 9751 - Election Day Reporting	854	77	9.02	1	2	6	3	3	46	11	2	1	2	0
Pct 9751 - VBM Reporting	854	236	27.63	0	13	8	12	1	158	21	7	1	15	0
Pct 9752 - Election Day Reporting	652	63	9.66	0	4	3	5	1	37	7	5	0	1	0
Pct 9752 - VBM Reporting	652	202	30.98	0	9	6	5	3	141	20	10	0	8	0
Pct 9753 - Election Day Reporting	691	56	8.10	0	0	3	3	0	40	2	3	0	5	0
Pct 9753 - VBM Reporting	691	160	23.15	2	6	8	4	0	109	7	13	1	10	0
Pct 9754 - Election Day Reporting	664	73	10.99	1	1	5	2	3	48	4	8	0	1	0
Pct 9754 - VBM Reporting	664	167	25.15	2	6	4	2	3	128	7	10	1	4	0
Pct 9755 - Election Day Reporting	504	52	10.32	0	2	7	2	0	31	2	1	1	6	0
Pct 9755 - VBM Reporting	504	131	25.99	1	9	7	1	1	93	5	6	0	6	2
Pct 9756 - Election Day Reporting	786	46	6.11	0	2	3	6	0	27	2	4	1	3	0
Pct 9756 - VBM Reporting	786	180	22.90	2	21	9	10	1	114	10	7	1	5	0
Pct 9801 - Election Day Reporting	381	40	10.50	2	1	1	0	0	27	2	4	0	3	0
Pct 9801 - VBM Reporting	381	80	21.00	1	0	3	3	0	62	2	4	0	5	0
Pct 9900 MB - Election Day Repo	0	0	0.00	0	0	0	0	0	0	0	0	0	0	0
Pct 9900 MB - VBM Reporting	0	0	0.00	0	0	0	0	0	0	0	0	0	0	0
Pct 9901 MB - Election Day Repo	0	0	0.00	0	0	0	0	0	0	0	0	0	0	0
Pct 9901 MB - VBM Reporting	0	0	0.00	0	0	0	0	0	0	0	0	0	0	0
Pct 9902 MB - Election Day Repo	0	0	0.00	0	0	0	0	0	0	0	0	0	0	0
Pct 9902 MB - VBM Reporting	0	0	0.00	0	0	0	0	0	0	0	0	0	0	0
Election Day Reporting Totals	435757	39406	9.04	359	1141	2123	1275	635	26748	1485	3260	83	2203	94

**THE CITY AND COUNTY OF SAN FRANCISCO Statement of Vote  
PRIMARY ELECTION JUNE 2014**

NON-PARTISAN LIEUTENANT GOVERNOR															
	Registration	Ballots Cast	Turnout(%)	LIEUTENANT GOVERNOR	ALAN REYNOLDS	GEORGE YANG	ERIC KOREYAAR	DAVID FENNEL	AMOS JOHNSON	GAVIN NEWSOM	RON NEHRING	JENA F. GOODMAN	WRITE-IN	Under Vote	Over Vote
VBM Reporting Totals	435757	89983	20.65		772	4570	4439	3444	992	63076	4054	3906	154	4197	389
District Totals - Absentee															
District Grand Totals															
12TH CONGRESSIONAL DISTRICT	385648	114107	29.59	1002	4902	5805	3911	1437	79573	4561	6589	204	5683	440	
13TH CONGRESSIONAL DISTRICT	0	0	0.00	0	0	0	0	0	0	0	0	0	0	0	
14TH CONGRESSIONAL DISTRICT	50109	15292	30.52	129	809	757	808	190	10251	978	577	33	717	43	
11TH SENATORIAL DISTRICT	435757	129399	29.70	1131	5711	6562	4719	1627	89824	5539	7166	237	6400	483	
17TH ASSEMBLY DISTRICT	251482	76933	30.59	741	2816	3879	1889	1071	55085	2241	4908	143	3809	351	
19TH ASSEMBLY DISTRICT	184275	52466	28.47	390	2895	2683	2830	556	34739	3298	2258	94	2591	132	
BOARD OF EQ. DISTRICT 2	435757	129399	29.70	1131	5711	6562	4719	1627	89824	5539	7166	237	6400	483	
SUPERVISORIAL DISTRICT 1	37767	10489	27.77	66	655	541	485	118	6979	527	547	24	511	36	
SUPERVISORIAL DISTRICT 2	43533	11996	27.56	75	391	577	827	91	7953	1012	368	13	668	21	
SUPERVISORIAL DISTRICT 3	33270	10359	31.14	118	607	557	372	145	6899	466	487	27	639	42	
SUPERVISORIAL DISTRICT 4	37949	10880	28.67	85	870	586	592	99	6965	667	478	18	501	19	
SUPERVISORIAL DISTRICT 5	47671	13086	27.45	107	293	779	268	209	9391	314	969	22	680	57	
SUPERVISORIAL DISTRICT 6	34002	9061	26.65	114	375	488	275	129	6473	270	449	14	390	84	
SUPERVISORIAL DISTRICT 7	42355	14311	33.79	120	754	697	769	143	9432	1052	554	31	733	27	
SUPERVISORIAL DISTRICT 8	53703	19219	35.79	111	348	839	293	210	14726	469	1284	28	884	27	
SUPERVISORIAL DISTRICT 9	38405	12015	31.28	123	404	573	244	210	8287	233	1237	29	611	64	
SUPERVISORIAL DISTRICT 10	35021	8924	25.48	109	471	470	226	133	6452	195	371	12	428	57	
SUPERVISORIAL DISTRICT 11	32081	9059	28.24	103	543	455	369	143	6267	334	422	19	355	49	
CITY/COUNTY OF SAN FRANCISCO	435757	129399	29.70	1131	5711	6562	4719	1627	89824	5539	7166	237	6400	483	
BAYVIEW/HUNTERS POINT	16695	3854	23.08	49	229	214	113	53	2772	73	116	6	185	34	
CHINATOWN	14573	4367	29.97	51	312	185	141	72	2959	189	169	9	268	12	
CIVIC CENTER/DOWNTOWN	24423	6808	27.88	99	284	405	227	109	4620	225	402	19	355	63	
DIAMOND HEIGHTS	6435	2633	40.92	27	93	126	46	27	1982	102	101	4	122	3	
EXCELSIOR (OUTER MISSION)	23621	6828	29.33	88	426	347	318	91	4724	276	320	18	279	41	
HAIGHT ASHBURY	13174	3684	27.96	31	55	212	65	49	2679	64	317	7	196	9	
INGLESIDE	10397	2683	25.81	21	159	140	76	57	1906	81	131	3	101	8	
INNER SUNSET	8836	2387	27.01	15	79	139	64	35	1658	94	162	5	133	3	
LAKE MERCED	7477	1812	24.23	20	109	89	115	35	1119	134	74	6	106	5	
LAUREL HEIGHTS/ANZA VISTA	8629	2287	26.50	8	61	113	102	29	1561	139	142	4	122	6	
MARINA/PACIFIC HEIGHTS	34933	9391	26.88	70	305	476	651	74	6182	808	273	11	523	18	
MISSION	28168	7962	28.27	50	164	417	154	150	5434	120	1000	17	413	43	
NOE VALLEY	15811	5531	34.76	28	92	248	90	56	4206	151	372	7	272	9	
NORTH BERNAL HTS	8108	3099	38.22	18	42	137	36	58	2237	51	329	8	176	7	
NORTH EMBARCADERO	6066	2166	35.71	22	124	125	92	22	1410	106	115	5	141	4	
PORTOLA	7972	2539	31.85	47	225	127	92	22	1724	85	85	3	112	17	
POTRERO HILL	12285	3536	28.78	29	104	188	65	39	2620	93	215	3	171	10	
RICHMOND	32988	9245	28.03	62	591	477	432	107	6149	462	477	22	434	32	
SEA CLIFF/PRESIDIO HEIGHTS	7363	2366	32.13	10	104	112	148	13	1577	168	72	3	155	4	
SOUTH BERNAL HEIGHT	8738	3004	34.38	31	67	115	81	47	2217	63	245	7	139	12	
SOUTH OF MARKET	18900	5193	27.48	52	230	278	165	61	3726	185	219	8	226	43	
SUNSET	37410	10737	28.70	85	861	580	585	97	6873	680	471	17	489	19	
UPPER MARKET/EUREKA VALL	17459	6607	37.84	31	90	261	77	65	5280	139	391	10	259	4	
VISITATION VALLEY	7291	1871	25.66	36	148	89	44	35	1324	51	42	3	86	13	
WEST OF TWIN PEAKS	31559	11503	36.45	96	590	556	614	94	7637	867	418	23	587	21	
WESTERN ADDITION	27878	7710	27.66	64	180	434	169	128	5595	170	528	10	382	50	
Grand Totals	435757	129399	29.70	1131	5711	6562	4719	1627	89824	5539	7166	237	6400	483	

**THE CITY AND COUNTY OF SAN FRANCISCO Statement of Vote  
PRIMARY ELECTION JUNE 2014**

NON-PARTISAN SECRETARY OF STATE															
	Registration	Ballots Cast	Turnout (%)	SECRETARY OF STATE LELAND YEE	DEREK CRESSMAN	DAVID CURTIS	ALEX PADILLA	PETE PETERSON	JEFFREY H. DROBMAN	ROY ALLMOND	DAN SCHNUR	WRITEN	Under Vote	Over Vote	
Pct 1101 - Election Day Reporting	484	35	7.23	4	3	1	16	2	3	0	1	0	5	0	
Pct 1101 - VBM Reporting	484	106	21.90	7	4	6	46	16	7	3	8	1	8	0	
Pct 1102 - Election Day Reporting	873	94	10.77	9	23	9	34	2	4	0	3	0	10	0	
Pct 1102 - VBM Reporting	873	192	21.99	23	14	4	87	23	12	3	9	0	17	0	
Pct 1103 - Election Day Reporting	827	78	9.19	6	9	2	37	5	1	1	8	0	7	0	
Pct 1103 - VBM Reporting	827	215	26.00	14	22	11	83	28	12	9	10	1	24	1	
Pct 1104/1105 - Election Day Rep	817	65	7.96	5	5	2	36	4	4	3	1	0	4	1	
Pct 1104/1105 - VBM Reporting	817	155	18.97	20	6	10	71	14	9	5	6	1	13	0	
Pct 1106 - Election Day Reporting	681	43	6.31	7	1	3	20	2	3	0	2	1	4	0	
Pct 1106 - VBM Reporting	681	144	21.15	13	12	11	52	21	6	4	14	0	11	0	
Pct 1107 - Election Day Reporting	661	45	6.81	2	2	2	24	6	2	0	2	0	5	0	
Pct 1107 - VBM Reporting	661	124	18.76	25	11	1	48	7	7	1	7	0	17	0	
Pct 1108 - Election Day Reporting	827	57	6.89	4	6	5	23	0	4	0	6	1	7	1	
Pct 1108 - VBM Reporting	827	195	23.58	8	22	10	102	13	13	6	4	2	14	1	
Pct 1109 - Election Day Reporting	707	49	6.93	8	4	1	23	4	2	0	2	0	5	0	
Pct 1109 - VBM Reporting	707	164	23.20	22	16	9	63	17	5	5	1	1	25	0	
Pct 1111 - Election Day Reporting	859	66	7.68	11	8	8	19	9	3	0	3	0	4	1	
Pct 1111 - VBM Reporting	859	194	22.58	18	17	19	82	24	11	1	3	0	19	0	
Pct 1112 - Election Day Reporting	638	32	5.02	1	2	1	16	4	0	0	3	0	5	0	
Pct 1112 - VBM Reporting	638	124	19.44	11	11	1	61	17	5	1	2	2	13	0	
Pct 1113 - Election Day Reporting	622	28	4.50	3	8	3	10	1	1	0	1	0	1	0	
Pct 1113 - VBM Reporting	622	155	24.92	13	7	7	66	21	9	4	2	0	24	2	
Pct 1114 - Election Day Reporting	788	62	7.87	6	8	8	22	9	1	1	3	0	4	0	
Pct 1114 - VBM Reporting	788	161	20.43	15	14	4	68	32	9	3	7	0	8	1	
Pct 1115 - Election Day Reporting	760	33	4.34	5	2	7	14	0	3	1	1	0	0	0	
Pct 1115 - VBM Reporting	760	132	17.37	20	12	8	49	16	5	2	2	0	17	1	
Pct 1116 - Election Day Reporting	781	38	4.87	3	3	3	14	4	0	0	2	0	9	0	
Pct 1116 - VBM Reporting	781	167	21.38	32	11	4	72	13	5	4	4	1	21	0	
Pct 1117 - Election Day Reporting	711	51	7.17	3	3	6	19	6	1	2	2	0	9	0	
Pct 1117 - VBM Reporting	711	139	19.55	20	16	11	36	17	12	2	3	2	20	0	
Pct 1118 - Election Day Reporting	855	55	6.43	7	7	9	20	3	2	0	2	0	5	0	
Pct 1118 - VBM Reporting	855	178	20.82	11	14	6	84	24	7	6	6	2	17	1	
Pct 1119 - Election Day Reporting	676	34	5.03	2	4	7	12	1	0	0	5	0	3	0	
Pct 1119 - VBM Reporting	676	133	19.67	11	19	6	57	15	5	1	4	4	8	3	
Pct 1121 - Election Day Reporting	597	53	8.88	3	8	3	21	4	3	0	6	1	3	0	
Pct 1121 - VBM Reporting	597	136	22.78	9	12	3	58	19	9	4	6	2	16	0	
Pct 1122 - Election Day Reporting	541	33	6.10	1	6	1	16	3	0	2	1	0	3	0	
Pct 1122 - VBM Reporting	541	112	20.70	10	3	4	48	13	4	7	4	0	19	0	
Pct 1123 - Election Day Reporting	798	32	4.01	3	4	0	16	2	0	0	3	0	3	1	
Pct 1123 - VBM Reporting	798	108	13.53	18	10	5	43	5	6	3	3	1	14	0	
Pct 1124 - Election Day Reporting	673	40	5.94	4	4	3	21	1	3	1	0	0	3	0	
Pct 1124 - VBM Reporting	673	102	15.16	12	11	5	46	8	10	1	1	0	7	1	
Pct 1125 - Election Day Reporting	846	15	1.89	0	1	0	9	3	1	0	0	0	2	0	
Pct 1125 - VBM Reporting	846	174	20.57	22	13	2	74	22	8	4	9	1	16	3	
Pct 1126 - Election Day Reporting	789	29	3.68	3	2	1	16	1	2	1	3	0	0	0	
Pct 1126 - VBM Reporting	789	160	20.28	21	12	6	73	11	11	2	8	0	16	0	
Pct 1127 - Election Day Reporting	791	65	8.22	9	7	6	24	10	5	0	3	0	5	0	
Pct 1127 - VBM Reporting	791	164	20.73	10	9	4	74	25	15	7	3	0	16	1	
Pct 1128 - Election Day Reporting	719	40	5.56	1	7	3	14	4	5	1	2	0	3	0	
Pct 1128 - VBM Reporting	719	168	23.37	8	10	7	66	31	9	4	10	1	21	1	
Pct 1129 - Election Day Reporting	791	50	6.32	1	4	3	20	12	3	0	3	0	4	0	
Pct 1129 - VBM Reporting	791	165	20.86	20	12	9	72	21	8	4	4	0	12	3	
Pct 1131 - Election Day Reporting	702	32	4.56	2	2	3	16	1	0	2	0	0	6	0	
Pct 1131 - VBM Reporting	702	161	22.93	15	6	6	82	19	9	6	2	0	13	3	
Pct 1132 - Election Day Reporting	829	61	7.36	5	2	1	31	7	2	0	6	1	6	0	
Pct 1132 - VBM Reporting	829	191	23.04	15	19	3	78	37	10	4	2	1	20	2	
Pct 1133 - Election Day Reporting	769	37	4.81	2	2	3	16	6	0	2	4	0	2	0	

**THE CITY AND COUNTY OF SAN FRANCISCO Statement of Vote  
PRIMARY ELECTION JUNE 2014**

NON-PARTISAN SECRETARY OF STATE															
	Registration	Ballots Cast	Turnout(%)	SECRETARY OF STATE	LELAND YEE	DEREK CRESSMAN	DAVID CURTIS	ALEX PADILLA	PETE PETERSON	JEFFREY H. DROBMAN	ROY ALLMOND	DAN SCHNUR	WRITE-IN	Under Vote	Over Vote
Pct 1133 - VBM Reporting	769	191	24.84	19	16	11	82	15	3	4	10	0	0	20	1
Pct 1134 - Election Day Reporting	688	46	6.98	6	6	8	18	2	2	0	2	0	0	4	0
Pct 1134 - VBM Reporting	688	146	21.22	15	12	1	54	28	8	2	2	1	1	23	0
Pct 1135 - Election Day Reporting	456	27	5.92	3	5	0	15	1	0	0	0	2	0	1	0
Pct 1135 - VBM Reporting	456	121	26.54	10	12	1	50	16	5	5	5	1	1	14	2
Pct 1136 - Election Day Reporting	707	30	4.24	1	5	3	12	5	1	2	0	0	0	1	0
Pct 1136 - VBM Reporting	707	179	25.32	22	4	11	84	25	8	9	1	1	1	13	1
Pct 1141 - Election Day Reporting	859	48	5.59	6	5	7	22	0	2	1	1	1	1	3	0
Pct 1141 - VBM Reporting	859	204	23.75	30	22	14	85	11	11	2	9	0	0	18	2
Pct 1142 - Election Day Reporting	793	48	6.05	7	10	0	19	3	1	1	1	0	0	5	1
Pct 1142 - VBM Reporting	793	187	23.58	20	19	17	59	25	10	3	10	1	1	23	0
Pct 1143 - Election Day Reporting	843	76	9.02	10	7	6	35	2	1	1	5	0	0	9	0
Pct 1143 - VBM Reporting	843	186	22.06	14	27	8	78	18	8	7	2	1	1	22	1
Pct 1144 - Election Day Reporting	751	58	7.72	9	8	5	19	6	1	2	3	0	0	5	0
Pct 1144 - VBM Reporting	751	143	19.04	19	18	8	54	13	5	4	7	0	0	14	1
Pct 1145 - Election Day Reporting	805	58	7.20	12	11	3	23	3	0	0	2	0	0	4	0
Pct 1145 - VBM Reporting	805	205	25.47	29	40	9	87	13	5	2	4	2	2	13	1
Pct 1146 - Election Day Reporting	826	56	6.78	8	11	6	22	1	0	5	0	0	0	3	0
Pct 1146 - VBM Reporting	826	196	23.73	20	25	7	76	22	12	4	5	4	4	19	2
Pct 1147 - Election Day Reporting	779	72	9.24	8	11	6	29	5	1	0	4	0	0	8	0
Pct 1147 - VBM Reporting	779	179	22.98	19	18	11	73	25	10	1	7	0	0	11	4
Pct 1148 - Election Day Reporting	798	60	7.52	4	2	3	35	5	1	1	1	0	0	8	0
Pct 1148 - VBM Reporting	798	168	21.05	18	23	10	54	25	5	4	2	0	0	24	3
Pct 1149 - Election Day Reporting	812	69	8.50	9	9	6	32	4	2	0	2	0	0	5	0
Pct 1149 - VBM Reporting	812	164	20.20	9	13	6	76	23	9	5	6	0	0	17	0
Pct 1151 MB - Election Day Repo	0	0	0.00	0	0	0	0	0	0	0	0	0	0	0	0
Pct 1151 MB - VBM Reporting	0	0	0.00	0	0	0	0	0	0	0	0	0	0	0	0
Pct 1152 - Election Day Reporting	764	66	8.64	3	11	5	23	9	0	1	8	0	0	6	0
Pct 1152 - VBM Reporting	764	181	23.69	38	13	4	75	14	7	6	2	1	1	19	2
Pct 1153 - Election Day Reporting	788	65	8.25	7	4	2	34	9	1	0	5	0	0	3	0
Pct 1153 - VBM Reporting	788	154	19.54	19	15	5	62	25	4	9	6	0	0	9	0
Pct 1154 MB - Election Day Repo	0	0	0.00	0	0	0	0	0	0	0	0	0	0	0	0
Pct 1154 MB - VBM Reporting	0	0	0.00	0	0	0	0	0	0	0	0	0	0	0	0
Pct 7001 - Election Day Reporting	641	42	6.55	7	3	7	15	1	1	0	3	0	0	5	0
Pct 7001 - VBM Reporting	641	105	16.38	12	14	6	39	2	4	0	4	0	0	24	0
Pct 7002 - Election Day Reporting	820	52	6.34	9	11	5	11	3	1	0	1	1	1	10	0
Pct 7002 - VBM Reporting	820	167	20.37	24	11	6	62	20	6	3	17	0	0	18	0
Pct 7003 - Election Day Reporting	792	105	13.26	14	17	12	25	4	3	1	16	0	0	13	0
Pct 7003 - VBM Reporting	792	162	20.45	19	32	6	57	12	7	2	10	0	0	17	0
Pct 7004 - Election Day Reporting	784	81	10.33	8	16	10	23	0	1	0	7	0	0	16	0
Pct 7004 - VBM Reporting	784	150	19.13	13	33	13	45	11	2	1	7	0	0	25	0
Pct 7005 - Election Day Reporting	776	99	12.76	10	22	8	35	1	1	1	10	0	0	11	0
Pct 7005 - VBM Reporting	776	149	19.20	12	25	9	48	10	2	2	17	1	1	22	1
Pct 7006 - Election Day Reporting	825	91	11.03	10	31	14	19	1	3	2	2	0	0	8	1
Pct 7006 - VBM Reporting	825	152	18.42	24	26	13	53	10	2	0	9	0	0	15	0
Pct 7007 - Election Day Reporting	897	96	10.70	7	16	15	31	5	2	0	8	0	0	12	0
Pct 7007 - VBM Reporting	897	189	21.07	19	36	10	61	9	3	2	16	0	0	32	1
Pct 7008 - Election Day Reporting	787	122	15.50	12	22	7	42	5	0	3	11	0	0	19	1
Pct 7008 - VBM Reporting	787	206	26.18	19	27	16	80	12	8	3	15	2	2	22	2
Pct 7009 - Election Day Reporting	805	53	6.58	5	15	5	12	4	1	0	5	0	0	6	0
Pct 7009 - VBM Reporting	805	185	22.98	23	28	9	66	10	5	1	15	0	0	28	0
Pct 7011 - Election Day Reporting	876	50	5.71	5	9	3	20	2	1	0	4	0	0	6	0
Pct 7011 - VBM Reporting	876	117	13.36	20	13	6	50	6	4	0	6	0	0	12	0
Pct 7012 - Election Day Reporting	908	102	11.23	13	16	4	38	7	4	0	7	0	0	13	0
Pct 7012 - VBM Reporting	908	165	18.61	18	24	10	64	10	6	2	13	0	0	22	0
Pct 7013 - Election Day Reporting	554	44	7.94	4	4	2	14	2	2	1	6	0	0	9	0
Pct 7013 - VBM Reporting	554	100	18.05	13	14	7	37	0	7	0	13	0	0	7	2

**THE CITY AND COUNTY OF SAN FRANCISCO Statement of Vote  
PRIMARY ELECTION JUNE 2014**

NON-PARTISAN SECRETARY OF STATE															
	Registration	Ballots Cast	Turnout(%)	SECRETARY OF STATE LELAND YEE	DEREK GRESSMAN	DAVID CURTIS	ALEX PADILLA	PETE PETERSON	JEFFREY H. DROBMAN	ROY ALLMOND	DAN SCHNUR	WRITE IN	Under Vote	Over Vote	
Pct 7014 - Election Day Reporting	940	78	8.30	4	16	8	30	3	1	1	6	0	9	0	
Pct 7014 - VBM Reporting	940	168	17.87	19	24	13	58	7	6	0	19	0	21	1	
Pct 7015 MB - Election Day Repo	66	0	0.00	0	0	0	0	0	0	0	0	0	0	0	
Pct 7015 MB - VBM Reporting	66	13	19.70	0	5	1	3	1	0	0	1	0	2	0	
Pct 7016 - Election Day Reporting	787	40	5.08	11	3	4	17	0	0	0	1	0	4	0	
Pct 7016 - VBM Reporting	787	141	17.92	22	10	8	54	14	6	1	1	2	19	4	
Pct 7017 - Election Day Reporting	676	17	2.51	3	1	0	8	0	0	0	1	0	4	0	
Pct 7017 - VBM Reporting	676	94	13.91	12	8	5	41	8	4	0	3	0	13	0	
Pct 7018 - Election Day Reporting	840	42	5.00	8	4	1	19	2	1	2	1	0	4	0	
Pct 7018 - VBM Reporting	840	242	28.81	38	26	5	89	24	9	1	11	1	36	2	
Pct 7019 - Election Day Reporting	861	45	5.23	7	4	3	17	3	4	1	3	0	3	0	
Pct 7019 - VBM Reporting	861	222	25.78	33	19	4	94	19	9	2	8	2	31	1	
Pct 7021 - Election Day Reporting	841	58	6.90	16	7	4	16	1	3	0	3	1	7	0	
Pct 7021 - VBM Reporting	841	143	17.00	20	16	6	65	9	4	6	1	0	12	4	
Pct 7022 - Election Day Reporting	888	45	5.07	2	9	5	20	1	1	2	0	0	5	0	
Pct 7022 - VBM Reporting	888	152	17.12	26	28	7	56	14	3	3	2	0	13	0	
Pct 7023 - Election Day Reporting	823	40	4.86	4	9	1	16	1	1	0	3	0	5	0	
Pct 7023 - VBM Reporting	823	168	20.41	20	18	7	79	9	5	3	4	0	23	0	
Pct 7024 - Election Day Reporting	263	3	1.14	3	0	0	0	0	0	0	0	0	0	0	
Pct 7024 - VBM Reporting	263	13	4.94	4	1	0	4	1	1	0	0	0	2	0	
Pct 7025 - Election Day Reporting	417	18	4.32	2	3	2	8	1	1	0	1	0	0	0	
Pct 7025 - VBM Reporting	417	33	7.67	8	6	0	9	1	2	0	2	1	3	0	
Pct 7026 - Election Day Reporting	837	46	5.50	5	3	3	21	5	2	0	0	0	7	0	
Pct 7026 - VBM Reporting	837	235	28.08	36	26	6	88	24	10	6	7	0	30	2	
Pct 7027 - Election Day Reporting	775	53	6.84	5	5	2	27	0	0	1	3	0	10	0	
Pct 7027 - VBM Reporting	775	147	18.97	25	21	5	49	13	3	3	6	0	21	1	
Pct 7028 - Election Day Reporting	762	32	4.20	5	5	0	17	0	1	0	0	0	4	0	
Pct 7028 - VBM Reporting	762	91	11.94	12	16	1	32	7	5	1	3	0	13	1	
Pct 7029 - Election Day Reporting	802	27	3.37	6	6	3	8	0	2	0	1	0	0	1	
Pct 7029 - VBM Reporting	802	105	13.09	25	15	7	36	7	3	0	2	1	6	3	
Pct 7030 - Election Day Reporting	669	36	5.38	5	4	2	9	7	2	0	3	0	4	0	
Pct 7030 - VBM Reporting	669	180	26.91	15	27	2	68	27	14	5	5	0	17	2	
Pct 7031 - Election Day Reporting	358	12	3.35	1	2	1	5	2	0	0	0	0	1	0	
Pct 7031 - VBM Reporting	358	121	33.80	16	16	6	41	11	7	0	5	0	18	1	
Pct 7032 - Election Day Reporting	799	49	6.13	10	3	4	22	3	0	1	0	0	6	0	
Pct 7032 - VBM Reporting	799	151	18.90	29	15	5	64	12	11	0	1	0	13	1	
Pct 7033 - Election Day Reporting	706	47	6.66	12	7	2	16	3	0	1	1	1	4	0	
Pct 7033 - VBM Reporting	706	101	14.31	25	7	5	44	9	3	2	2	1	3	0	
Pct 7034 - Election Day Reporting	767	13	1.69	5	0	2	2	0	2	1	0	0	1	0	
Pct 7034 - VBM Reporting	767	58	7.69	15	8	3	24	4	2	0	2	0	1	0	
Pct 7035 - Election Day Reporting	311	23	7.40	4	1	0	13	0	1	0	1	0	3	0	
Pct 7035 - VBM Reporting	311	41	13.18	8	5	1	16	5	0	0	0	0	6	0	
Pct 7036 - Election Day Reporting	813	25	3.08	3	3	2	12	2	0	0	2	0	1	0	
Pct 7036 - VBM Reporting	813	171	21.03	31	12	12	68	19	9	4	5	0	10	1	
Pct 7037 - Election Day Reporting	687	15	2.18	2	3	0	6	1	0	0	1	0	2	0	
Pct 7037 - VBM Reporting	687	41	5.97	6	5	1	16	7	4	0	0	0	2	0	
Pct 7038 - Election Day Reporting	807	14	1.73	1	0	0	4	0	3	0	0	0	5	1	
Pct 7038 - VBM Reporting	807	171	21.19	20	16	7	67	15	13	7	8	1	17	0	
Pct 7039 - Election Day Reporting	705	58	8.23	8	2	4	27	8	0	0	3	0	6	0	
Pct 7039 - VBM Reporting	705	141	20.00	16	22	4	45	13	5	5	7	1	21	2	
Pct 7041 MB - Election Day Repo	53	0	0.00	0	0	0	0	0	0	0	0	0	0	0	
Pct 7041 MB - VBM Reporting	53	14	26.42	3	1	0	3	2	0	4	1	0	0	0	
Pct 7042 - Election Day Reporting	586	24	4.10	3	3	0	14	1	0	2	0	0	1	0	
Pct 7042 - VBM Reporting	586	130	22.18	19	13	8	53	15	7	3	2	0	8	2	
Pct 7043 - Election Day Reporting	765	23	3.01	5	2	1	9	2	1	0	1	0	2	0	
Pct 7043 - VBM Reporting	765	152	19.87	26	11	5	71	9	13	3	1	0	13	0	
Pct 7044 - Election Day Reporting	754	27	3.58	8	3	0	8	1	0	0	2	0	5	0	

**THE CITY AND COUNTY OF SAN FRANCISCO Statement of Vote  
PRIMARY ELECTION JUNE 2014**

NON-PARTISAN SECRETARY OF STATE														
	Registration	Ballots Cast	Turnout(%)	SECRETARY OF STATE LELAND YEE	DEREK CRESSMAN	DAVID CURTIS	ALEX PADILLA	PETE PETERSON	JEFFREY H. DROBMAN	ROY ALLMOND	DAN SCHNUR	WRITE-IN	Under Vote	Over Vote
Pct 7044 - VBM Reporting	754	61	8.09	10	2	8	27	6	2	1	0	0	5	0
Pct 7045 - Election Day Reporting	692	42	6.07	5	1	1	14	6	1	0	4	0	10	0
Pct 7045 - VBM Reporting	692	181	26.16	20	13	4	72	21	8	9	8	1	23	2
Pct 7046 - Election Day Reporting	389	25	6.43	4	4	1	11	1	0	0	2	0	2	0
Pct 7046 - VBM Reporting	389	95	24.42	10	13	4	35	6	4	4	12	0	6	1
Pct 7047 - Election Day Reporting	744	45	6.05	6	6	7	15	3	2	1	0	0	4	1
Pct 7047 - VBM Reporting	744	199	26.75	19	20	8	79	29	6	3	13	1	20	1
Pct 7048 - Election Day Reporting	725	40	5.52	13	1	2	14	2	1	2	0	0	5	0
Pct 7048 - VBM Reporting	725	129	17.79	19	11	6	52	15	6	4	2	3	10	1
Pct 7049 - Election Day Reporting	724	37	5.11	8	2	1	13	2	2	2	2	0	5	0
Pct 7049 - VBM Reporting	724	156	21.55	12	16	4	62	25	7	6	6	0	18	0
Pct 7051 - Election Day Reporting	771	25	3.76	7	0	2	12	0	1	0	0	0	7	0
Pct 7051 - VBM Reporting	771	199	25.81	31	21	6	75	20	11	5	3	0	27	0
Pct 7052 - Election Day Reporting	749	47	6.28	6	2	3	21	2	1	1	2	0	9	0
Pct 7052 - VBM Reporting	749	156	20.83	26	12	5	68	15	7	1	6	1	13	2
Pct 7053 - Election Day Reporting	400	13	3.25	4	0	0	5	1	1	1	1	0	0	0
Pct 7053 - VBM Reporting	400	117	29.25	10	8	8	50	24	4	3	3	0	7	0
Pct 7054 - Election Day Reporting	770	39	5.08	7	4	3	17	1	0	1	0	0	5	1
Pct 7054 - VBM Reporting	770	119	15.45	8	15	6	51	4	6	0	2	2	23	2
Pct 7101 MB - Election Day Repo	118	2	1.69	0	0	0	1	0	0	0	0	0	1	0
Pct 7101 MB - VBM Reporting	118	26	23.73	4	5	3	6	0	0	3	0	0	6	1
Pct 7201 - Election Day Reporting	823	69	8.38	10	5	6	23	4	2	0	9	0	10	0
Pct 7201 - VBM Reporting	823	169	20.53	14	17	6	52	32	3	1	21	0	21	2
Pct 7202 - Election Day Reporting	773	76	9.83	5	7	5	22	5	4	1	14	0	13	0
Pct 7202 - VBM Reporting	773	178	23.03	10	20	10	43	46	7	5	18	1	18	0
Pct 7203 - Election Day Reporting	779	65	8.34	10	12	1	19	5	4	0	9	0	5	0
Pct 7203 - VBM Reporting	779	122	15.66	12	13	2	41	16	3	2	14	1	17	1
Pct 7204 - Election Day Reporting	806	64	7.94	8	5	3	19	6	5	0	6	0	12	0
Pct 7204 - VBM Reporting	806	206	25.56	13	29	5	58	30	5	4	34	0	28	0
Pct 7205 - Election Day Reporting	814	81	9.95	8	11	5	20	6	6	2	13	0	10	0
Pct 7205 - VBM Reporting	814	228	28.01	17	23	11	61	35	6	5	33	1	36	0
Pct 7206 - Election Day Reporting	338	33	9.76	4	4	2	10	5	1	1	3	0	3	0
Pct 7206 - VBM Reporting	338	51	15.09	5	11	1	13	5	1	0	6	0	9	0
Pct 7207 - Election Day Reporting	546	32	5.86	3	4	1	10	5	1	0	4	0	3	1
Pct 7207 - VBM Reporting	546	102	18.68	10	13	5	32	20	1	1	6	0	14	0
Pct 7208 - Election Day Reporting	525	33	6.29	2	4	2	15	0	2	0	4	0	4	0
Pct 7208 - VBM Reporting	525	133	25.33	21	7	5	42	20	10	1	12	0	15	0
Pct 7209 - Election Day Reporting	476	36	7.56	7	3	3	6	2	2	2	8	0	3	0
Pct 7209 - VBM Reporting	476	186	39.08	19	18	2	64	20	2	3	22	0	32	4
Pct 7301 - Election Day Reporting	838	63	7.52	7	12	4	15	6	2	0	6	0	11	0
Pct 7301 - VBM Reporting	838	178	21.24	21	16	8	52	28	10	4	11	1	27	0
Pct 7302 - Election Day Reporting	722	77	10.66	8	13	2	16	9	3	1	10	0	14	1
Pct 7302 - VBM Reporting	722	263	36.43	25	23	12	78	34	13	10	27	0	39	2
Pct 7303 - Election Day Reporting	839	86	10.25	7	10	6	22	6	2	1	9	0	23	0
Pct 7303 - VBM Reporting	839	169	20.14	17	14	10	53	23	6	1	12	1	30	2
Pct 7304 - Election Day Reporting	856	91	10.63	9	10	7	28	7	4	4	7	0	15	0
Pct 7304 - VBM Reporting	856	187	21.85	16	23	9	59	27	6	4	11	2	29	1
Pct 7305 - Election Day Reporting	782	98	12.53	12	15	4	17	11	2	2	14	0	21	0
Pct 7305 - VBM Reporting	782	199	25.45	18	23	5	44	36	8	5	24	0	35	0
Pct 7306 - Election Day Reporting	880	75	8.52	4	10	7	22	5	3	5	0	0	16	0
Pct 7306 - VBM Reporting	880	178	20.23	19	14	9	54	22	7	5	21	0	27	0
Pct 7307 - Election Day Reporting	673	65	9.66	10	8	4	18	5	3	0	4	0	13	0
Pct 7307 - VBM Reporting	673	151	22.44	16	22	5	50	21	5	2	11	0	19	0
Pct 7308 - Election Day Reporting	533	53	11.07	10	3	5	18	3	0	0	4	0	16	0
Pct 7308 - VBM Reporting	533	158	29.64	7	22	8	45	31	5	3	13	0	23	1
Pct 7309 - Election Day Reporting	738	70	9.49	12	8	4	24	6	1	1	7	0	7	0
Pct 7309 - VBM Reporting	738	98	13.41	10	11	7	41	13	0	2	11	0	4	0

**THE CITY AND COUNTY OF SAN FRANCISCO Statement of Vote  
PRIMARY ELECTION JUNE 2014**

NON-PARTISAN SECRETARY OF STATE															
	Registration	Ballots Cast	Turnout (%)	SECRETARY OF STATE	LELAND YEE	DEREK CRESSMAN	DAVID CURTIS	ALEX PADILLA	PETE PETERSON	JEFFREY H. DROBMAN	ROY ALLMOND	DAN SCHNUR	WRITE-IN	Under Vote	Over Vote
Pct 7311 - Election Day Reporting	795	66	8.30		5	13	2	28	5	2	0	3	0	8	0
Pct 7311 - VBM Reporting	795	151	18.99		17	16	7	53	18	6	5	9	1	19	0
Pct 7312 - Election Day Reporting	809	74	9.15		8	11	2	17	11	3	0	15	1	6	0
Pct 7312 - VBM Reporting	809	242	29.91		17	23	6	70	41	10	4	38	2	31	0
Pct 7313 - Election Day Reporting	768	73	9.38		11	10	6	19	7	4	2	3	0	10	0
Pct 7313 - VBM Reporting	768	187	24.35		18	22	11	56	22	12	4	20	0	22	0
Pct 7314 - Election Day Reporting	614	43	7.00		7	8	3	10	2	1	1	1	0	10	0
Pct 7314 - VBM Reporting	614	142	23.13		16	15	4	59	6	11	3	2	0	25	1
Pct 7315 - Election Day Reporting	629	55	8.74		13	4	3	13	4	0	0	8	0	10	0
Pct 7315 - VBM Reporting	629	110	17.49		10	14	4	41	11	6	0	6	0	16	2
Pct 7316 - Election Day Reporting	721	54	7.49		5	9	8	14	4	0	1	7	0	6	0
Pct 7316 - VBM Reporting	721	160	22.19		20	22	15	60	12	5	5	3	2	13	3
Pct 7317 - Election Day Reporting	823	80	9.72		16	10	7	19	11	1	1	3	1	11	0
Pct 7317 - VBM Reporting	823	242	29.40		25	22	7	67	26	12	6	29	0	47	1
Pct 7318 - Election Day Reporting	653	61	9.34		4	5	4	19	7	6	2	3	0	11	0
Pct 7318 - VBM Reporting	653	162	24.81		20	19	5	54	14	10	1	5	1	32	1
Pct 7319 - Election Day Reporting	856	50	5.84		8	7	3	13	5	0	1	6	0	5	2
Pct 7319 - VBM Reporting	856	157	18.34		8	21	8	52	20	3	3	8	1	33	0
Pct 7321 - Election Day Reporting	580	46	7.93		10	6	2	15	3	2	0	3	0	5	0
Pct 7321 - VBM Reporting	580	131	22.59		13	14	2	45	22	2	0	7	1	25	0
Pct 7322 - Election Day Reporting	743	34	4.58		5	6	3	5	3	1	1	3	0	7	0
Pct 7322 - VBM Reporting	743	224	30.15		36	15	1	82	17	13	6	6	1	46	1
Pct 7323 - Election Day Reporting	664	71	10.69		5	7	8	24	8	1	0	6	1	11	0
Pct 7323 - VBM Reporting	664	121	18.22		13	19	9	43	7	5	2	6	0	17	0
Pct 7324 - Election Day Reporting	656	46	7.01		3	11	3	15	6	1	0	3	0	4	0
Pct 7324 - VBM Reporting	656	120	18.29		9	14	3	41	9	5	5	7	1	26	0
Pct 7325 - Election Day Reporting	774	69	8.91		8	11	9	18	4	2	0	3	0	14	0
Pct 7325 - VBM Reporting	774	134	17.31		24	11	7	37	12	6	2	7	0	25	3
Pct 7326 - Election Day Reporting	736	63	8.56		9	4	4	19	6	4	2	4	1	10	0
Pct 7326 - VBM Reporting	736	157	21.33		17	13	5	48	21	9	2	17	0	25	0
Pct 7327 - Election Day Reporting	546	33	6.04		4	5	1	9	3	2	0	1	0	8	0
Pct 7327 - VBM Reporting	546	156	28.57		20	21	1	53	11	9	3	2	0	35	1
Pct 7328 - Election Day Reporting	730	36	4.93		6	1	2	8	2	2	0	2	0	13	0
Pct 7328 - VBM Reporting	730	230	31.51		28	29	4	81	22	8	2	9	2	40	5
Pct 7329 - Election Day Reporting	418	31	7.42		1	0	1	14	5	1	0	5	0	4	0
Pct 7329 - VBM Reporting	418	125	29.90		11	5	3	38	27	6	3	13	0	18	1
Pct 7331 - Election Day Reporting	798	115	14.41		16	10	3	33	15	2	1	19	2	14	0
Pct 7331 - VBM Reporting	798	296	37.09		32	30	9	102	46	13	6	23	1	34	0
Pct 7332 - Election Day Reporting	710	64	9.01		7	12	9	16	6	2	0	4	1	7	0
Pct 7332 - VBM Reporting	710	117	16.48		14	15	8	37	16	5	4	6	0	11	1
Pct 7333 - Election Day Reporting	845	75	8.88		10	11	9	14	8	2	2	9	0	10	0
Pct 7333 - VBM Reporting	845	165	19.53		21	30	3	49	15	6	1	11	1	28	0
Pct 7334 - Election Day Reporting	797	68	8.53		10	10	7	21	7	1	0	3	1	8	0
Pct 7334 - VBM Reporting	797	150	18.82		12	23	12	42	18	10	2	10	0	21	0
Pct 7335 - Election Day Reporting	821	69	8.40		6	7	1	27	9	1	0	8	0	10	0
Pct 7335 - VBM Reporting	821	186	22.66		12	17	5	67	33	7	2	17	0	25	1
Pct 7336 - Election Day Reporting	818	66	8.31		11	4	5	24	5	2	2	7	0	8	0
Pct 7336 - VBM Reporting	818	201	24.57		19	15	2	67	41	8	3	16	2	26	0
Pct 7337 - Election Day Reporting	745	59	7.92		10	3	4	19	5	1	1	6	0	10	0
Pct 7337 - VBM Reporting	745	200	26.85		18	24	8	59	36	6	1	20	0	28	0
Pct 7338 - Election Day Reporting	797	40	5.02		9	4	0	8	3	2	0	5	0	9	0
Pct 7338 - VBM Reporting	797	255	31.99		25	30	9	101	16	9	1	17	0	44	3
Pct 7339 - Election Day Reporting	531	52	9.79		7	10	4	12	6	2	2	3	0	6	0
Pct 7339 - VBM Reporting	531	118	22.22		9	14	6	49	9	7	2	4	0	16	2
Pct 7341 - Election Day Reporting	721	64	8.88		12	9	8	16	6	1	1	3	0	8	0
Pct 7341 - VBM Reporting	721	138	19.14		22	13	5	66	6	7	1	7	1	10	0
Pct 7342 - Election Day Reporting	819	113	13.80		18	18	5	41	12	1	3	4	0	11	0

**THE CITY AND COUNTY OF SAN FRANCISCO Statement of Vote  
PRIMARY ELECTION JUNE 2014**

NON-PARTISAN SECRETARY OF STATE															
	Registration	Ballots Cast	Turnout (%)	SECRETARY OF STATE	LELAND YEE	DEREK CRESSMAN	DAVID CURTIS	ALEX PADILLA	PETE PETERSON	JEFFREY H. DROBMAN	ROY ALLMOND	DAN SCHNUR	WRITE-IN	Under-Vote	Over-Vote
Pct 7342 - VBM Reporting	819	135	16.48		12	10	10	50	19	7	2	13	0	11	1
Pct 7343 - Election Day Reporting	588	68	11.56		7	9	9	22	6	2	1	3	0	9	0
Pct 7343 - VBM Reporting	588	83	14.12		12	16	8	21	9	5	0	1	0	11	0
Pct 7344 - Election Day Reporting	941	89	9.46		15	10	7	30	5	2	1	9	0	10	0
Pct 7344 - VBM Reporting	941	179	19.02		25	17	12	65	20	6	1	13	0	20	0
Pct 7345 - Election Day Reporting	847	61	7.20		5	13	5	15	3	3	0	8	0	9	0
Pct 7345 - VBM Reporting	847	127	14.99		9	23	5	57	9	4	1	9	0	10	0
Pct 7346 - Election Day Reporting	759	77	10.14		14	8	5	28	6	2	1	4	0	9	0
Pct 7346 - VBM Reporting	759	103	13.57		13	20	7	38	8	1	2	3	0	11	0
Pct 7347 - Election Day Reporting	830	60	7.23		6	12	6	17	3	4	0	4	0	6	2
Pct 7347 - VBM Reporting	830	129	15.54		25	21	14	36	6	6	0	10	1	10	0
Pct 7348 - Election Day Reporting	754	68	9.02		11	11	3	23	5	1	7	3	1	3	0
Pct 7348 - VBM Reporting	754	134	17.77		22	17	8	47	9	6	3	5	0	16	1
Pct 7349 - Election Day Reporting	773	76	9.83		9	12	5	31	4	0	1	4	0	8	2
Pct 7349 - VBM Reporting	773	156	20.18		23	18	11	51	23	7	1	4	0	18	0
Pct 7501 - Election Day Reporting	486	59	11.93		7	3	2	26	3	1	0	11	0	5	0
Pct 7501 - VBM Reporting	486	75	15.43		12	7	0	25	13	3	3	3	0	9	0
Pct 7502 - Election Day Reporting	661	46	6.96		7	2	1	15	2	1	1	6	0	11	0
Pct 7502 - VBM Reporting	661	127	19.21		12	13	3	45	23	3	4	9	0	15	0
Pct 7503 - Election Day Reporting	687	53	7.71		7	2	7	18	4	4	3	3	0	5	0
Pct 7503 - VBM Reporting	687	135	19.65		20	13	5	53	12	1	5	10	0	15	1
Pct 7504 - Election Day Reporting	425	32	7.53		3	2	1	14	3	1	0	2	1	5	0
Pct 7504 - VBM Reporting	425	101	23.76		21	8	0	40	8	7	1	5	0	9	2
Pct 7505 - Election Day Reporting	798	91	11.40		19	6	1	23	8	7	0	13	0	14	0
Pct 7505 - VBM Reporting	798	314	39.35		42	27	7	101	33	14	2	41	1	42	4
Pct 7506 - Election Day Reporting	736	42	5.71		8	7	1	12	2	6	0	2	0	4	0
Pct 7506 - VBM Reporting	736	127	17.26		16	19	7	46	8	9	3	4	0	15	0
Pct 7507 - Election Day Reporting	866	64	7.39		7	7	7	29	1	2	0	4	0	7	0
Pct 7507 - VBM Reporting	866	173	19.98		24	19	11	69	14	3	3	5	0	24	1
Pct 7508 - Election Day Reporting	656	76	11.59		15	11	5	26	6	1	0	7	0	5	0
Pct 7508 - VBM Reporting	656	220	33.54		31	29	9	60	39	8	4	11	0	28	1
Pct 7509/7511 - Election Day Rep	853	86	10.08		8	12	3	35	8	4	1	3	0	12	0
Pct 7509/7511 - VBM Reporting	853	207	24.27		17	21	14	79	23	8	0	17	1	26	1
Pct 7512 - Election Day Reporting	570	44	7.72		9	6	4	16	3	1	0	2	0	3	0
Pct 7512 - VBM Reporting	570	119	20.88		16	14	9	38	19	7	4	3	0	4	5
Pct 7513 - Election Day Reporting	699	72	10.30		17	6	7	27	2	3	0	0	1	8	1
Pct 7513 - VBM Reporting	699	100	14.31		22	8	3	36	3	5	8	3	0	8	4
Pct 7514 - Election Day Reporting	811	28	3.45		6	4	1	8	4	0	0	0	0	4	1
Pct 7514 - VBM Reporting	811	165	20.35		34	21	6	69	8	8	2	1	0	15	1
Pct 7515 - Election Day Reporting	774	68	8.79		11	15	2	23	3	4	2	2	0	6	0
Pct 7515 - VBM Reporting	774	174	22.48		17	39	8	59	16	5	2	5	0	21	2
Pct 7516 - Election Day Reporting	744	86	11.56		9	7	10	41	5	1	1	8	0	4	0
Pct 7516 - VBM Reporting	744	221	29.70		26	26	8	106	15	8	3	7	0	20	2
Pct 7517 - Election Day Reporting	822	86	10.46		9	24	5	31	3	2	0	8	0	4	0
Pct 7517 - VBM Reporting	822	123	14.96		15	16	5	44	3	4	1	12	1	21	1
Pct 7518 - Election Day Reporting	795	102	12.83		8	24	13	33	6	2	1	4	0	11	0
Pct 7518 - VBM Reporting	795	131	16.48		12	20	6	49	8	3	1	12	0	20	0
Pct 7519 - Election Day Reporting	693	60	8.66		7	12	7	20	4	3	0	2	0	5	0
Pct 7519 - VBM Reporting	693	91	13.13		16	19	5	27	5	3	0	6	0	9	1
Pct 7521 - Election Day Reporting	728	68	9.34		12	8	7	23	6	0	2	2	0	8	0
Pct 7521 - VBM Reporting	728	112	15.38		12	22	11	38	5	1	0	8	0	15	0
Pct 7522 - Election Day Reporting	771	69	8.95		6	27	7	18	0	0	0	2	0	9	0
Pct 7522 - VBM Reporting	771	103	13.36		15	19	9	36	1	6	0	6	0	11	0
Pct 7523 - Election Day Reporting	696	93	13.36		7	30	6	36	3	2	1	0	1	7	0
Pct 7523 - VBM Reporting	696	95	13.65		9	14	13	32	5	8	1	6	1	6	0
Pct 7524 - Election Day Reporting	580	57	9.83		7	7	5	21	0	2	0	7	0	8	0
Pct 7524 - VBM Reporting	580	80	13.79		9	17	6	24	5	3	2	5	0	9	0



**THE CITY AND COUNTY OF SAN FRANCISCO Statement of Vote  
PRIMARY ELECTION JUNE 2014**

NON-PARTISAN SECRETARY OF STATE															
	Registration	Ballots Cast	Turnout (%)	SECRETARY OF STATE	LELAND YEE	DEREK CRESSMAN	DAVID CURTIS	ALEX PADILLA	PETE PETERSON	JEFFREY H. DROBMAN	ROY ALLMOND	DAN SCHNUR	WRITE-IN	Under Vote	Over Vote
Pct 7525 - Election Day Reporting	780	58	7.56	14	10	4	18	3	1	1	1	3	1	4	0
Pct 7525 - VBM Reporting	780	120	15.38	13	20	12	55	3	4	0	5	0	8	8	0
Pct 7526 - Election Day Reporting	789	69	8.75	10	14	8	25	2	2	0	5	0	3	0	0
Pct 7526 - VBM Reporting	789	135	17.11	12	25	11	48	1	5	0	13	0	20	0	0
Pct 7527/7528 - Election Day Rep	679	80	11.78	12	19	3	23	6	2	0	3	0	12	0	0
Pct 7527/7528 - VBM Reporting	679	131	19.29	14	18	3	47	18	6	3	3	0	16	3	0
Pct 7529 - Election Day Reporting	812	84	10.34	14	16	9	28	2	0	1	4	0	9	1	0
Pct 7529 - VBM Reporting	812	115	14.16	11	22	7	50	2	4	0	7	0	12	0	0
Pct 7531 - Election Day Reporting	805	66	8.20	8	14	9	18	2	4	1	1	0	9	0	0
Pct 7531 - VBM Reporting	805	91	11.30	10	9	6	32	1	4	1	12	0	15	1	0
Pct 7532 - Election Day Reporting	639	65	10.17	9	13	3	17	5	6	1	1	1	8	1	0
Pct 7532 - VBM Reporting	639	98	15.34	13	9	7	29	9	7	3	7	0	14	0	0
Pct 7533 - Election Day Reporting	810	104	12.84	11	30	12	23	6	2	1	8	1	10	0	0
Pct 7533 - VBM Reporting	810	97	11.98	13	25	8	30	3	4	0	5	0	9	0	0
Pct 7534 - Election Day Reporting	762	86	11.29	12	21	5	21	5	2	1	8	0	11	0	0
Pct 7534 - VBM Reporting	762	90	11.81	12	16	6	32	6	2	0	6	0	10	0	0
Pct 7535 - Election Day Reporting	671	102	15.20	15	30	9	24	0	2	0	7	0	15	0	0
Pct 7535 - VBM Reporting	671	90	13.41	12	12	9	32	7	2	0	4	0	12	0	0
Pct 7536 - Election Day Reporting	749	91	12.15	8	22	8	30	1	1	1	5	0	15	0	0
Pct 7536 - VBM Reporting	749	138	18.16	23	36	3	47	2	0	0	7	0	18	0	0
Pct 7537 - Election Day Reporting	666	78	11.41	8	14	11	28	3	2	0	4	0	6	0	0
Pct 7537 - VBM Reporting	666	108	16.22	11	15	11	39	6	4	0	4	0	16	2	0
Pct 7538 - Election Day Reporting	728	96	13.19	15	22	15	29	2	1	0	6	1	5	0	0
Pct 7538 - VBM Reporting	728	115	15.80	11	23	9	41	1	4	0	8	0	18	0	0
Pct 7539 - Election Day Reporting	868	120	13.82	11	20	19	42	5	3	0	9	0	11	0	0
Pct 7539 - VBM Reporting	868	118	13.59	15	20	17	40	5	2	0	4	0	15	0	0
Pct 7541 - Election Day Reporting	732	79	10.79	10	13	8	28	5	1	1	6	0	7	0	0
Pct 7541 - VBM Reporting	732	119	16.26	10	21	9	35	7	2	0	14	0	21	0	0
Pct 7542 - Election Day Reporting	780	83	10.64	17	10	10	24	0	3	1	5	1	12	0	0
Pct 7542 - VBM Reporting	780	116	15.13	11	25	16	44	4	2	1	4	0	10	1	0
Pct 7543 - Election Day Reporting	845	69	8.17	11	16	4	23	4	0	1	1	0	9	0	0
Pct 7543 - VBM Reporting	845	179	20.71	32	20	8	60	7	5	2	18	0	23	0	0
Pct 7544 - Election Day Reporting	801	85	10.61	10	13	6	35	4	5	0	3	0	9	0	0
Pct 7544 - VBM Reporting	801	138	17.23	12	31	12	48	5	2	1	10	0	17	0	0
Pct 7545 - Election Day Reporting	779	82	10.53	13	16	5	31	0	3	1	4	0	9	0	0
Pct 7545 - VBM Reporting	779	143	18.36	20	27	6	47	9	8	1	8	1	16	0	0
Pct 7546 - Election Day Reporting	836	99	11.84	9	27	13	23	4	3	0	7	0	13	0	0
Pct 7546 - VBM Reporting	836	141	16.87	9	23	16	45	8	3	1	9	1	25	1	0
Pct 7547 - Election Day Reporting	885	83	9.38	5	19	11	30	2	0	0	6	1	9	0	0
Pct 7547 - VBM Reporting	885	123	13.90	11	15	19	42	6	3	0	11	0	16	0	0
Pct 7548 - Election Day Reporting	919	72	7.83	10	15	8	21	2	2	1	6	0	7	0	0
Pct 7548 - VBM Reporting	919	168	18.28	19	31	11	61	11	2	1	10	0	22	0	0
Pct 7549 - Election Day Reporting	734	80	10.90	6	18	10	23	6	0	0	7	0	10	0	0
Pct 7549 - VBM Reporting	734	131	17.85	15	22	7	42	8	8	0	9	3	17	0	0
Pct 7551 - Election Day Reporting	629	91	14.47	11	17	8	27	0	4	2	5	1	16	0	0
Pct 7551 - VBM Reporting	629	99	15.74	15	15	8	40	3	2	2	5	0	8	1	0
Pct 7552 - Election Day Reporting	659	88	13.35	11	13	6	22	4	6	0	18	0	8	0	0
Pct 7552 - VBM Reporting	659	120	18.21	16	14	8	49	8	5	1	12	0	7	0	0
Pct 7553 MB - Election Day Rep	154	3	1.95	1	0	1	0	0	0	0	0	0	1	0	0
Pct 7553 MB - VBM Reporting	154	54	35.06	3	7	8	24	5	0	1	3	0	3	0	0
Pct 7554 - Election Day Reporting	753	85	11.29	11	9	4	21	7	1	0	14	0	18	0	0
Pct 7554 - VBM Reporting	753	167	22.18	16	26	6	51	10	4	0	22	0	31	1	0
Pct 7555 - Election Day Reporting	834	113	13.55	11	17	7	44	3	1	0	13	0	17	0	0
Pct 7555 - VBM Reporting	834	173	20.74	13	26	6	54	8	5	0	21	0	40	0	0
Pct 7556/7557 - Election Day Rep	919	113	12.30	14	15	9	40	7	4	0	11	0	13	0	0
Pct 7556/7557 - VBM Reporting	919	207	22.52	14	34	13	71	14	7	0	22	0	32	0	0
Pct 7601 - Election Day Reporting	803	54	6.72	12	15	6	11	4	0	0	0	0	6	0	0

**THE CITY AND COUNTY OF SAN FRANCISCO Statement of Vote  
PRIMARY ELECTION JUNE 2014**

NON-PARTISAN SECRETARY OF STATE														
	Registration	Ballots Cast	Turnout (%)	SECRETARY OF STATE LELAND YEE	DEREK CRESSMAN	DAVID CURTIS	ALEX PADILLA	PETE PETERSON	JEFFREY H. DROBMAN	ROY ALLMOND	DAN SCHNUR	WRITE-IN	Under Vote	Over Vote
Pct 7601 - VBM Reporting	803	100	12.45	15	16	10	29	10	7	2	2	1	4	4
Pct 7602 - Election Day Reporting	794	60	7.56	8	14	5	17	5	2	1	3	0	5	0
Pct 7602 - VBM Reporting	794	115	14.48	21	14	9	40	6	4	2	3	1	14	1
Pct 7603 - Election Day Reporting	713	70	9.82	8	20	11	17	3	3	2	4	0	2	0
Pct 7603 - VBM Reporting	713	112	15.71	21	22	8	36	8	1	4	5	0	7	0
Pct 7604 - Election Day Reporting	715	68	9.51	12	7	8	22	6	3	0	2	0	8	0
Pct 7604 - VBM Reporting	715	117	16.36	22	18	9	36	11	4	1	8	0	7	1
Pct 7605 - Election Day Reporting	696	54	7.76	11	11	4	11	3	0	0	1	0	11	2
Pct 7605 - VBM Reporting	696	128	18.39	19	15	9	36	10	8	0	8	0	18	5
Pct 7606 - Election Day Reporting	770	57	7.40	6	7	8	21	7	1	0	1	0	6	0
Pct 7606 - VBM Reporting	770	108	14.16	18	13	8	32	17	4	2	5	0	10	0
Pct 7607 - Election Day Reporting	836	57	6.82	9	5	4	20	4	4	1	2	2	6	0
Pct 7607 - VBM Reporting	836	145	17.34	23	15	14	57	13	4	1	3	0	13	2
Pct 7608 - Election Day Reporting	435	37	8.51	4	5	3	17	2	2	0	0	1	3	0
Pct 7608 - VBM Reporting	435	83	19.08	19	12	7	21	6	5	1	4	0	8	0
Pct 7609 - Election Day Reporting	839	57	6.79	12	8	3	17	1	2	0	3	0	10	1
Pct 7609 - VBM Reporting	839	208	24.91	30	36	9	81	12	11	4	7	1	12	6
Pct 7611 - Election Day Reporting	805	62	7.70	12	3	6	12	6	3	3	3	1	12	1
Pct 7611 - VBM Reporting	805	146	18.14	41	19	6	39	12	4	3	3	1	15	3
Pct 7612 - Election Day Reporting	598	50	8.36	5	6	3	13	9	4	0	1	0	9	0
Pct 7612 - VBM Reporting	598	140	23.41	14	20	6	48	18	12	3	3	0	16	0
Pct 7613 - Election Day Reporting	837	90	10.75	21	12	9	33	4	3	2	0	0	10	0
Pct 7613 - VBM Reporting	837	151	18.04	25	20	8	57	18	5	0	5	1	16	2
Pct 7614 - Election Day Reporting	895	50	5.59	12	5	8	16	1	2	1	1	0	4	0
Pct 7614 - VBM Reporting	895	144	16.09	24	14	10	47	17	5	2	9	2	9	5
Pct 7615 - Election Day Reporting	875	49	5.60	7	6	7	7	8	0	1	2	0	11	0
Pct 7615 - VBM Reporting	875	139	15.89	17	12	6	57	16	10	6	6	0	9	0
Pct 7616 - Election Day Reporting	461	35	7.59	6	3	3	18	2	0	0	0	0	3	0
Pct 7616 - VBM Reporting	461	89	19.31	10	12	6	31	10	5	0	6	0	9	0
Pct 7617 - Election Day Reporting	720	55	7.64	10	3	5	18	6	3	0	2	1	4	3
Pct 7617 - VBM Reporting	720	150	20.83	24	22	16	41	13	6	4	6	0	14	4
Pct 7618 - Election Day Reporting	789	64	8.11	4	15	6	21	1	1	0	6	0	10	0
Pct 7618 - VBM Reporting	789	172	21.93	9	17	13	75	15	9	1	15	0	17	2
Pct 7619 - Election Day Reporting	983	68	6.92	9	8	15	22	2	1	0	4	0	6	1
Pct 7619 - VBM Reporting	983	186	18.92	30	27	16	55	19	6	0	6	1	25	1
Pct 7621 - Election Day Reporting	864	53	6.13	8	16	2	18	3	1	0	3	0	3	1
Pct 7621 - VBM Reporting	864	160	18.52	12	21	10	69	16	7	2	8	0	15	0
Pct 7622 - Election Day Reporting	881	46	5.22	9	4	6	18	1	0	2	1	1	3	1
Pct 7622 - VBM Reporting	881	133	15.10	35	15	3	47	10	9	1	2	0	8	3
Pct 7623 - Election Day Reporting	766	25	3.26	3	4	3	7	1	1	0	1	0	5	0
Pct 7623 - VBM Reporting	766	116	15.14	22	12	6	42	9	9	3	6	4	3	1
Pct 7624 - Election Day Reporting	890	68	7.75	20	8	4	29	2	1	1	2	0	1	1
Pct 7624 - VBM Reporting	890	131	14.72	20	15	9	52	12	8	1	4	0	7	3
Pct 7625 - Election Day Reporting	842	67	7.96	5	11	8	17	6	3	4	2	0	11	0
Pct 7625 - VBM Reporting	842	346	41.09	20	33	9	123	50	24	10	15	0	56	6
Pct 7626 - Election Day Reporting	898	56	6.24	5	15	1	15	8	0	2	5	1	4	0
Pct 7626 - VBM Reporting	898	183	20.38	18	14	7	59	21	14	2	13	1	34	0
Pct 7627 - Election Day Reporting	944	48	5.08	9	5	2	17	4	1	1	5	1	3	0
Pct 7627 - VBM Reporting	944	189	20.02	13	19	8	58	35	9	4	16	0	27	0
Pct 7628 - Election Day Reporting	864	68	7.87	12	10	8	20	2	1	0	6	0	9	0
Pct 7628 - VBM Reporting	864	141	16.32	22	20	17	44	9	5	0	7	1	15	1
Pct 7629 - Election Day Reporting	711	33	4.64	9	8	7	7	0	0	0	0	0	2	0
Pct 7629 - VBM Reporting	711	110	15.47	17	15	8	30	9	13	2	3	1	11	1
Pct 7631 - Election Day Reporting	761	46	6.04	3	11	4	13	8	2	1	3	0	1	0
Pct 7631 - VBM Reporting	761	156	20.50	19	13	9	71	11	11	0	5	0	16	1
Pct 7632 - Election Day Reporting	646	33	5.11	4	6	4	15	1	1	0	1	0	1	0
Pct 7632 - VBM Reporting	646	117	18.11	17	17	8	37	9	6	1	7	0	13	2

**THE CITY AND COUNTY OF SAN FRANCISCO Statement of Vote  
PRIMARY ELECTION JUNE 2014**

NON-PARTISAN SECRETARY OF STATE															
	Registration	Ballois Cast	Turnout(%)	SECRETARY OF STATE	LELAND YEE	DEREK CRESSMAN	DAVID CURTIS	ALEX PADILLA	PETE PETERSON	JEFFREY H. DROBMAN	ROY ALLMOND	DAN SCHNUR	WRITE-IN	Under Vote	Over Vote
Pct 7633 - Election Day Reporting	627	44	7.02		5	3	0	21	2	1	2	4	1	5	0
Pct 7633 - VBM Reporting	627	189	30.14		25	28	2	76	10	7	5	7	0	29	0
Pct 7634 - Election Day Reporting	854	56	6.56		14	4	1	16	3	5	0	2	0	9	2
Pct 7634 - VBM Reporting	854	205	24.47		28	28	13	66	17	10	0	10	0	31	6
Pct 7635 - Election Day Reporting	689	26	3.77		7	1	4	7	1	2	1	1	0	2	0
Pct 7635 - VBM Reporting	689	118	17.13		15	11	9	32	10	10	0	9	2	19	1
Pct 7636 - Election Day Reporting	858	56	6.53		5	10	5	14	1	2	1	6	2	10	0
Pct 7636 - VBM Reporting	858	126	14.69		18	18	3	34	11	9	3	8	0	22	0
Pct 7637 - Election Day Reporting	915	49	5.36		9	8	4	10	3	2	1	3	0	9	0
Pct 7637 - VBM Reporting	915	202	22.08		24	22	5	67	26	6	4	15	1	31	1
Pct 7638 - Election Day Reporting	879	45	5.12		8	2	1	17	5	1	0	4	0	7	0
Pct 7638 - VBM Reporting	879	248	28.21		20	26	7	75	49	9	3	29	1	28	1
Pct 7639 - Election Day Reporting	821	52	6.33		11	4	3	11	4	3	0	5	0	11	0
Pct 7639 - VBM Reporting	821	172	20.95		24	19	7	54	20	6	2	21	1	18	0
Pct 7641 - Election Day Reporting	847	62	7.32		4	9	4	21	4	2	1	5	0	12	0
Pct 7641 - VBM Reporting	847	211	24.91		17	20	9	70	36	10	3	16	0	29	1
Pct 7642 - Election Day Reporting	863	49	5.68		6	4	4	13	6	5	0	4	0	7	0
Pct 7642 - VBM Reporting	863	352	40.79		44	33	21	89	27	18	3	11	0	104	2
Pct 7643 - Election Day Reporting	777	44	5.66		8	3	4	15	3	1	0	4	0	6	0
Pct 7643 - VBM Reporting	777	206	26.51		17	27	14	67	20	12	5	23	0	18	3
Pct 7644 - Election Day Reporting	864	45	5.21		4	2	10	7	3	1	1	4	1	11	0
Pct 7644 - VBM Reporting	864	133	15.39		15	14	6	41	12	10	5	7	0	23	0
Pct 7645 - Election Day Reporting	577	34	5.89		3	7	4	9	3	0	2	1	0	5	0
Pct 7645 - VBM Reporting	577	163	28.25		23	10	6	36	23	9	3	24	0	29	0
Pct 7646 - Election Day Reporting	880	47	5.34		5	8	2	15	1	6	0	1	0	9	0
Pct 7646 - VBM Reporting	880	174	19.77		16	31	4	46	18	9	2	23	0	24	1
Pct 7647 - Election Day Reporting	835	40	4.79		8	5	7	14	1	2	0	3	0	0	0
Pct 7647 - VBM Reporting	835	89	10.66		18	15	4	31	10	4	1	2	0	3	1
Pct 7648 MB - Election Day Repo	85	1	1.18		0	0	0	0	0	0	0	0	0	1	0
Pct 7648 MB - VBM Reporting	85	20	23.53		6	1	1	5	3	0	0	2	0	2	0
Pct 7701 - Election Day Reporting	881	99	11.24		11	11	8	34	9	6	1	9	0	10	0
Pct 7701 - VBM Reporting	881	205	23.27		24	30	7	79	26	5	2	12	1	19	0
Pct 7702 - Election Day Reporting	678	69	10.18		7	10	4	23	4	3	2	8	0	8	0
Pct 7702 - VBM Reporting	678	196	28.91		17	16	7	66	31	4	2	24	2	27	0
Pct 7703 MB - Election Day Repo	146	1	0.68		0	0	0	1	0	0	0	0	0	0	0
Pct 7703 MB - VBM Reporting	146	36	26.03		9	2	0	15	2	2	1	3	0	3	1
Pct 7704 - Election Day Reporting	887	87	9.81		12	16	3	31	11	0	2	7	0	5	0
Pct 7704 - VBM Reporting	887	277	31.23		29	31	12	86	53	12	2	19	0	33	0
Pct 7705 - Election Day Reporting	509	70	13.75		7	5	3	25	9	3	3	3	0	12	0
Pct 7705 - VBM Reporting	509	144	28.29		14	9	6	52	21	5	5	14	0	18	0
Pct 7706 - Election Day Reporting	785	114	14.52		10	7	5	51	17	3	1	12	0	8	0
Pct 7706 - VBM Reporting	785	206	26.24		17	21	7	79	26	4	3	26	0	22	1
Pct 7707 - Election Day Reporting	779	111	14.25		7	8	5	46	14	1	0	18	0	12	0
Pct 7707 - VBM Reporting	779	229	29.40		17	22	5	88	25	7	11	29	0	25	0
Pct 7708 - Election Day Reporting	819	92	11.23		15	14	5	38	6	0	1	6	1	6	0
Pct 7708 - VBM Reporting	819	235	28.69		24	24	9	100	23	6	3	17	2	26	1
Pct 7709 - Election Day Reporting	325	48	14.77		5	13	5	11	3	0	0	4	0	7	0
Pct 7709 - VBM Reporting	325	90	27.69		12	18	5	24	5	6	2	7	0	11	0
Pct 7711 - Election Day Reporting	713	94	13.18		10	12	9	36	1	4	1	13	0	8	0
Pct 7711 - VBM Reporting	713	188	26.37		18	17	20	72	17	8	3	10	1	19	3
Pct 7712 - Election Day Reporting	490	66	13.47		7	11	8	21	3	2	1	3	1	9	0
Pct 7712 - VBM Reporting	490	120	24.49		9	10	9	57	17	5	1	3	1	8	0
Pct 7801 - Election Day Reporting	904	118	13.05		13	21	7	39	6	2	0	18	0	12	0
Pct 7801 - VBM Reporting	904	230	25.44		19	29	14	77	22	9	3	24	0	33	0
Pct 7802 - Election Day Reporting	713	100	14.03		8	13	11	36	5	2	0	9	0	16	0
Pct 7802 - VBM Reporting	713	174	24.40		22	26	4	64	15	7	0	14	0	22	0
Pct 7803 - Election Day Reporting	774	77	9.95		11	10	3	24	4	3	1	8	0	13	0

**THE CITY AND COUNTY OF SAN FRANCISCO Statement of Vote  
PRIMARY ELECTION JUNE 2014**

NON-PARTISAN SECRETARY OF STATE															
	Registration	Ballots Cast	Turnout (%)	SECRETARY OF STATE LELAND YEE	DEREK CRESSMAN	DAVID CURTIS	ALEX PADILLA	PETE PETERSON	JEFFREY H. DROBMAN	ROY ALLMOND	DAN SCHNUR	WRITE-IN	Under Vote	Over Vote	
Pct 7803 - VBM Reporting	774	261	33.72	30	30	11	112	9	11	0	23	0	35	0	
Pct 7804 - Election Day Reporting	833	114	13.69	11	13	8	34	5	2	1	20	1	18	0	
Pct 7804 - VBM Reporting	833	220	26.41	27	20	16	88	10	5	2	16	0	36	0	
Pct 7805 - Election Day Reporting	803	94	11.71	5	21	9	40	1	3	1	3	0	11	0	
Pct 7805 - VBM Reporting	803	182	22.67	25	21	12	68	7	3	1	13	1	31	0	
Pct 7806 - Election Day Reporting	677	81	11.96	9	12	9	31	2	3	0	6	0	9	0	
Pct 7806 - VBM Reporting	677	126	18.61	7	20	7	49	8	3	2	17	0	13	0	
Pct 7807 - Election Day Reporting	672	103	15.33	14	17	8	43	3	1	0	3	0	14	0	
Pct 7807 - VBM Reporting	672	106	15.77	14	22	1	36	3	6	1	8	1	14	0	
Pct 7808 - Election Day Reporting	644	92	14.29	21	20	7	30	2	1	0	3	1	6	1	
Pct 7808 - VBM Reporting	644	125	19.41	15	22	4	55	3	8	2	6	0	10	0	
Pct 7809 - Election Day Reporting	809	104	12.86	17	25	10	28	0	2	1	3	1	17	0	
Pct 7809 - VBM Reporting	809	163	20.15	22	26	14	55	9	4	2	11	0	19	1	
Pct 7811 - Election Day Reporting	692	85	12.28	12	24	6	25	1	1	0	8	0	8	0	
Pct 7811 - VBM Reporting	692	126	18.21	12	34	6	40	4	0	1	9	2	18	0	
Pct 7812 - Election Day Reporting	798	106	13.28	14	16	9	39	8	8	1	3	0	8	0	
Pct 7812 - VBM Reporting	798	163	20.43	15	20	11	65	8	4	2	16	0	21	1	
Pct 7813 - Election Day Reporting	880	116	13.41	25	26	7	34	1	2	0	5	1	17	0	
Pct 7813 - VBM Reporting	880	195	22.16	27	35	14	63	11	6	2	14	0	22	1	
Pct 7814 - Election Day Reporting	792	73	9.22	9	23	6	19	3	3	0	2	1	7	0	
Pct 7814 - VBM Reporting	792	103	13.01	16	10	12	39	7	3	3	3	0	9	1	
Pct 7815 - Election Day Reporting	847	102	12.04	14	20	2	32	5	5	0	10	0	14	0	
Pct 7815 - VBM Reporting	847	226	26.68	28	38	14	84	10	7	0	12	0	34	1	
Pct 7816 - Election Day Reporting	832	95	11.42	16	9	6	39	2	4	1	4	0	14	0	
Pct 7816 - VBM Reporting	832	250	30.05	41	31	5	121	4	4	2	12	1	29	0	
Pct 7817 - Election Day Reporting	755	129	17.09	18	22	9	42	4	5	1	8	1	19	0	
Pct 7817 - VBM Reporting	755	176	23.31	22	29	10	68	4	3	0	11	0	29	0	
Pct 7818 - Election Day Reporting	809	108	13.35	8	27	11	44	2	1	0	8	0	7	0	
Pct 7818 - VBM Reporting	809	175	21.63	31	37	4	60	3	5	1	13	0	21	0	
Pct 7819 - Election Day Reporting	758	113	14.91	13	34	6	30	4	5	1	5	0	14	1	
Pct 7819 - VBM Reporting	758	154	20.32	20	29	9	54	9	6	0	8	0	17	2	
Pct 7821 - Election Day Reporting	891	124	13.92	18	18	13	53	1	3	1	5	0	12	0	
Pct 7821 - VBM Reporting	891	248	27.83	26	37	17	85	20	6	0	16	0	41	0	
Pct 7822 - Election Day Reporting	863	127	14.72	21	16	8	52	4	0	0	10	0	16	0	
Pct 7822 - VBM Reporting	863	159	18.42	14	21	13	75	7	3	0	7	1	17	1	
Pct 7823 - Election Day Reporting	816	122	14.95	18	18	14	45	2	1	0	1	0	23	0	
Pct 7823 - VBM Reporting	816	189	23.04	17	27	13	64	17	11	0	10	1	28	0	
Pct 7824 - Election Day Reporting	763	101	13.24	12	24	9	19	1	6	1	8	1	20	0	
Pct 7824 - VBM Reporting	763	166	21.76	17	27	10	53	10	6	4	10	0	29	0	
Pct 7825 - Election Day Reporting	535	76	14.21	8	13	1	36	2	0	1	5	0	10	0	
Pct 7825 - VBM Reporting	535	101	18.88	15	14	9	40	4	3	2	3	0	11	0	
Pct 7826 - Election Day Reporting	642	103	16.04	11	25	12	29	0	1	0	5	0	19	1	
Pct 7826 - VBM Reporting	642	98	15.26	8	22	6	36	1	5	1	10	0	9	0	
Pct 7827 - Election Day Reporting	837	108	12.90	16	24	14	32	1	5	1	6	0	9	0	
Pct 7827 - VBM Reporting	837	137	16.37	10	30	8	54	11	1	1	7	1	14	0	
Pct 7828 - Election Day Reporting	900	96	10.67	11	14	3	36	5	2	1	12	0	12	0	
Pct 7828 - VBM Reporting	900	235	26.11	31	33	10	86	17	7	1	24	1	25	0	
Pct 7829 - Election Day Reporting	810	115	14.20	8	18	4	59	4	1	2	6	0	13	0	
Pct 7829 - VBM Reporting	810	234	28.89	37	29	10	81	9	10	2	21	0	35	0	
Pct 7831 - Election Day Reporting	851	116	13.63	16	18	5	44	2	2	0	11	0	18	0	
Pct 7831 - VBM Reporting	851	194	22.80	21	27	13	68	9	5	0	25	0	26	0	
Pct 7832 - Election Day Reporting	759	94	12.38	12	14	8	33	0	0	0	9	0	18	0	
Pct 7832 - VBM Reporting	759	211	27.80	28	25	11	81	14	4	3	14	1	30	0	
Pct 7833 - Election Day Reporting	742	76	10.51	8	19	4	31	3	0	1	1	0	11	0	
Pct 7833 - VBM Reporting	742	148	19.95	18	26	12	49	6	1	0	14	0	28	0	
Pct 7834 - Election Day Reporting	823	105	12.76	12	28	13	30	2	1	0	6	0	12	1	
Pct 7834 - VBM Reporting	823	130	15.80	10	28	9	43	4	2	0	17	0	17	0	

**THE CITY AND COUNTY OF SAN FRANCISCO Statement of Vote  
PRIMARY ELECTION JUNE 2014**

NON-PARTISAN SECRETARY OF STATE														
	Registration	Ballots Cast	Turnout (%)	SECRETARY OF STATE LELAND YEE	DEREK CRESSMAN	DAVID CURTIS	ALEX PADILLA	PETE PETERSON	JEFFREY H. DROBMAN	ROY ALLMOND	DAN SCHNUR	WRITE IN	Under Vote	Over Vote
Pct 7835 - Election Day Reporting	765	69	9.02	6	12	6	26	2	3	0	4	1	9	0
Pct 7835 - VBM Reporting	765	193	25.23	16	29	18	68	20	6	0	9	0	27	0
Pct 7836 - Election Day Reporting	880	106	12.05	13	20	4	40	6	3	2	8	1	9	0
Pct 7836 - VBM Reporting	880	230	26.14	28	23	16	104	14	4	0	14	1	26	0
Pct 7837 - Election Day Reporting	853	125	14.65	15	20	13	46	4	4	0	10	0	13	0
Pct 7837 - VBM Reporting	853	207	24.27	18	25	11	74	15	8	3	26	1	26	0
Pct 7838 - Election Day Reporting	846	109	12.88	16	18	10	38	3	0	0	7	0	17	0
Pct 7838 - VBM Reporting	846	238	28.13	23	31	11	99	10	9	0	19	0	36	0
Pct 7839 - Election Day Reporting	805	98	12.17	12	13	6	26	5	2	2	9	0	23	0
Pct 7839 - VBM Reporting	805	232	28.82	21	20	12	90	22	10	0	31	0	26	0
Pct 7841 - Election Day Reporting	874	124	14.19	18	30	6	33	2	4	0	9	0	22	0
Pct 7841 - VBM Reporting	874	175	20.02	14	25	9	64	17	5	1	7	1	32	0
Pct 7842 - Election Day Reporting	832	111	13.34	10	29	11	26	8	4	1	9	0	13	0
Pct 7842 - VBM Reporting	832	148	17.79	11	29	7	51	17	4	1	9	0	19	0
Pct 7843 - Election Day Reporting	740	96	12.97	11	16	12	34	2	0	0	9	0	12	0
Pct 7843 - VBM Reporting	740	131	17.70	15	21	5	50	10	2	2	12	0	14	0
Pct 7844 - Election Day Reporting	680	72	10.59	12	17	9	17	2	3	1	5	1	4	1
Pct 7844 - VBM Reporting	680	121	17.79	6	28	12	39	9	2	4	3	0	18	0
Pct 7845 - Election Day Reporting	839	102	12.16	17	10	10	32	2	1	1	20	1	8	0
Pct 7845 - VBM Reporting	839	176	20.98	13	18	15	64	8	2	0	19	0	37	0
Pct 7846 - Election Day Reporting	863	108	12.51	11	13	14	36	8	0	0	7	0	19	0
Pct 7846 - VBM Reporting	863	206	23.87	21	29	8	67	18	4	6	26	0	27	0
Pct 7847 - Election Day Reporting	845	107	12.68	15	17	7	31	4	1	3	18	0	11	0
Pct 7847 - VBM Reporting	845	199	23.55	20	32	11	69	17	5	0	14	0	31	0
Pct 7848 - Election Day Reporting	861	116	13.47	11	20	6	39	2	1	1	8	0	28	0
Pct 7848 - VBM Reporting	861	197	22.88	17	32	5	66	10	8	0	28	0	31	0
Pct 7849 - Election Day Reporting	885	128	14.46	9	31	10	42	3	5	1	7	1	19	0
Pct 7849 - VBM Reporting	885	166	18.76	18	27	11	63	5	10	0	7	0	25	0
Pct 7851 - Election Day Reporting	492	64	13.01	5	7	1	28	7	2	0	8	1	5	0
Pct 7851 - VBM Reporting	492	154	31.30	18	19	8	59	13	3	0	15	0	19	0
Pct 7852 - Election Day Reporting	604	87	14.40	12	7	4	38	8	3	1	6	0	8	0
Pct 7852 - VBM Reporting	604	193	31.95	17	23	6	88	10	5	4	16	0	24	0
Pct 7853 - Election Day Reporting	805	86	10.68	4	14	6	32	5	7	1	8	0	9	0
Pct 7853 - VBM Reporting	805	194	24.10	29	19	4	78	11	12	4	12	0	25	0
Pct 7854 - Election Day Reporting	845	101	11.95	7	20	6	32	5	2	0	11	0	17	1
Pct 7854 - VBM Reporting	845	184	21.78	16	21	9	64	13	7	2	19	0	33	0
Pct 7855 - Election Day Reporting	873	104	11.91	6	29	9	40	2	3	0	1	0	14	0
Pct 7855 - VBM Reporting	873	179	20.50	28	24	16	55	18	3	1	12	2	20	0
Pct 7856 - Election Day Reporting	766	101	13.19	11	18	4	40	2	2	0	12	0	12	0
Pct 7856 - VBM Reporting	766	147	19.19	14	21	9	61	12	4	1	10	0	15	0
Pct 7857 - Election Day Reporting	864	102	11.81	13	16	11	28	6	3	1	8	1	15	0
Pct 7857 - VBM Reporting	864	191	22.11	17	36	16	56	8	3	2	22	1	28	2
Pct 7858 - Election Day Reporting	691	89	12.88	12	15	11	25	6	2	0	7	1	10	0
Pct 7858 - VBM Reporting	691	106	15.34	20	36	6	23	3	0	1	9	0	8	0
Pct 7859 - Election Day Reporting	788	104	13.20	12	6	12	36	7	2	0	16	0	13	0
Pct 7859 - VBM Reporting	788	197	25.00	19	32	5	78	17	1	2	21	0	21	1
Pct 7861 - Election Day Reporting	821	95	11.57	10	27	8	21	5	4	0	6	0	14	0
Pct 7861 - VBM Reporting	821	178	21.68	19	20	11	63	17	6	0	15	1	26	0
Pct 7862 - Election Day Reporting	850	129	15.18	6	29	10	49	3	2	3	15	0	12	0
Pct 7862 - VBM Reporting	850	177	20.82	19	24	8	70	6	3	1	18	0	28	0
Pct 7863 - Election Day Reporting	841	127	15.10	18	16	12	45	5	3	1	15	0	12	0
Pct 7863 - VBM Reporting	841	146	17.36	15	22	13	58	6	4	0	13	0	15	0
Pct 7864 - Election Day Reporting	752	85	11.30	6	13	8	32	5	0	2	7	0	12	0
Pct 7864 - VBM Reporting	752	130	17.29	9	15	5	57	7	5	2	14	0	16	0
Pct 7865 - Election Day Reporting	788	101	12.82	8	33	4	29	6	0	0	5	0	16	0
Pct 7865 - VBM Reporting	788	173	21.95	15	20	12	81	13	4	2	10	0	16	0
Pct 7866 - Election Day Reporting	765	106	13.86	10	11	1	46	13	3	0	11	0	10	1

**THE CITY AND COUNTY OF SAN FRANCISCO Statement of Vote  
PRIMARY ELECTION JUNE 2014**

NON-PARTISAN SECRETARY OF STATE														
	Registration	Ballots Cast	Turnout (%)	SECRETARY OF STATE LELAND YEE	DEREK CRESSMAN	DAVID CURTIS	ALEX PADILLA	PETE PETERSON	JEFFREY H. DROBMAN	ROY ALLMOND	DAN SCHNUR	WRITE-IN	Under Vote	Over Vote
Pct 7866 - VBM Reporting	765	243	31.76	21	25	8	80	34	7	5	28	0	34	0
Pct 7867 - Election Day Reporting	865	123	14.22	17	20	8	44	4	2	1	11	0	16	0
Pct 7867 - VBM Reporting	865	237	27.40	20	35	15	97	13	3	4	20	2	28	0
Pct 7868 - Election Day Reporting	799	81	10.14	3	11	6	31	4	3	0	7	0	16	0
Pct 7868 - VBM Reporting	799	238	29.79	26	26	13	101	23	0	1	24	0	24	0
Pct 7869 - Election Day Reporting	813	110	13.53	12	15	5	47	3	1	1	11	0	15	0
Pct 7869 - VBM Reporting	813	233	28.66	17	28	19	88	22	7	4	27	0	21	0
Pct 7871 - Election Day Reporting	827	130	15.72	13	16	7	55	5	5	1	17	0	16	0
Pct 7871 - VBM Reporting	827	210	25.39	23	31	8	89	2	2	3	18	2	32	0
Pct 7872 - Election Day Reporting	851	140	16.45	15	9	10	60	7	2	0	15	0	22	0
Pct 7872 - VBM Reporting	851	180	21.15	14	30	14	64	7	9	4	16	0	22	0
Pct 7873 - Election Day Reporting	839	126	15.02	13	20	8	45	2	2	1	10	0	25	0
Pct 7873 - VBM Reporting	839	205	24.43	19	33	14	73	11	3	2	17	0	33	0
Pct 7874 - Election Day Reporting	441	51	11.56	4	4	4	27	1	1	1	4	0	5	0
Pct 7874 - VBM Reporting	441	106	24.04	11	18	5	50	2	3	4	6	0	7	0
Pct 7875 - Election Day Reporting	550	58	10.55	9	9	6	22	3	1	2	3	0	3	0
Pct 7875 - VBM Reporting	550	127	23.09	15	13	12	48	9	2	4	9	0	15	0
Pct 7901 - Election Day Reporting	939	67	7.14	5	12	3	24	2	1	0	3	1	15	1
Pct 7901 - VBM Reporting	939	163	17.36	31	23	14	53	11	7	1	6	0	13	4
Pct 7902 - Election Day Reporting	805	75	9.32	9	21	9	25	2	0	0	0	2	7	0
Pct 7902 - VBM Reporting	805	106	13.17	17	23	6	38	8	1	0	4	0	7	2
Pct 7903 - Election Day Reporting	808	77	9.53	7	15	10	23	2	2	1	5	0	12	0
Pct 7903 - VBM Reporting	808	127	15.72	13	16	15	48	11	4	1	1	0	15	3
Pct 7904 - Election Day Reporting	794	53	6.68	6	12	3	16	2	1	0	2	0	10	1
Pct 7904 - VBM Reporting	794	131	16.50	18	18	10	45	10	6	0	5	0	19	0
Pct 7905 - Election Day Reporting	785	87	11.08	16	20	14	26	1	0	1	3	0	6	0
Pct 7905 - VBM Reporting	785	147	18.73	18	25	16	52	8	6	0	8	0	14	0
Pct 7906 - Election Day Reporting	712	77	10.81	7	21	14	20	2	1	0	4	0	8	0
Pct 7906 - VBM Reporting	712	100	14.04	12	19	8	37	7	1	0	2	0	14	0
Pct 7907 - Election Day Reporting	883	85	9.63	9	20	9	28	4	1	0	8	0	6	0
Pct 7907 - VBM Reporting	883	139	15.74	18	35	8	50	7	4	1	3	0	13	0
Pct 7908 - Election Day Reporting	921	131	14.22	18	19	14	46	4	3	4	5	0	16	2
Pct 7908 - VBM Reporting	921	191	20.74	20	21	17	53	19	8	4	9	0	34	6
Pct 7909 - Election Day Reporting	896	69	9.91	6	19	5	24	2	1	0	1	0	11	0
Pct 7909 - VBM Reporting	896	103	14.80	7	21	11	43	5	2	0	7	0	7	0
Pct 7911 - Election Day Reporting	832	97	11.66	12	22	6	37	2	3	1	5	1	8	0
Pct 7911 - VBM Reporting	832	120	14.42	14	28	6	40	3	2	3	8	1	15	0
Pct 7912 - Election Day Reporting	831	98	11.79	16	23	14	30	1	1	1	2	1	9	0
Pct 7912 - VBM Reporting	831	153	18.41	25	37	17	37	8	0	0	12	0	17	0
Pct 7913 - Election Day Reporting	797	98	12.30	5	25	10	41	2	4	0	2	0	8	1
Pct 7913 - VBM Reporting	797	113	14.18	9	21	10	38	15	4	0	7	1	7	1
Pct 7914 - Election Day Reporting	793	98	12.36	10	27	9	34	2	0	0	5	2	9	0
Pct 7914 - VBM Reporting	793	146	18.41	11	34	13	61	6	1	0	3	0	12	5
Pct 7915 - Election Day Reporting	738	91	12.33	6	18	12	36	5	2	0	3	0	9	0
Pct 7915 - VBM Reporting	738	96	13.01	4	23	4	40	3	4	1	7	0	7	3
Pct 7916 - Election Day Reporting	810	126	15.56	12	31	15	47	1	3	2	3	0	12	0
Pct 7916 - VBM Reporting	810	124	15.31	16	18	10	58	7	1	0	4	0	8	2
Pct 7917 - Election Day Reporting	905	128	14.14	9	25	13	52	1	5	4	7	0	12	0
Pct 7917 - VBM Reporting	905	138	15.36	17	26	12	58	7	4	1	3	0	10	1
Pct 7918 - Election Day Reporting	728	100	13.74	9	17	13	35	3	1	0	2	3	17	0
Pct 7918 - VBM Reporting	728	100	13.74	14	15	7	38	3	2	1	6	0	14	0
Pct 7919 - Election Day Reporting	792	104	13.13	14	21	11	38	1	2	1	3	0	12	1
Pct 7919 - VBM Reporting	792	110	13.89	10	27	15	34	1	5	2	4	0	12	0
Pct 7921 - Election Day Reporting	793	88	11.10	12	17	13	29	3	2	2	0	0	10	0
Pct 7921 - VBM Reporting	793	108	13.62	16	18	9	37	8	8	1	3	0	7	1
Pct 7922 - Election Day Reporting	796	101	12.69	11	22	9	34	0	2	1	7	0	15	0
Pct 7922 - VBM Reporting	796	125	15.70	12	25	9	50	8	2	1	6	0	12	0

**THE CITY AND COUNTY OF SAN FRANCISCO Statement of Vote  
PRIMARY ELECTION JUNE 2014**

NON-PARTISAN SECRETARY OF STATE														
	Registration	Ballois Cast	Turnout(%)	SECRETARY OF STATE LELAND YEE	DEREK CRESSMAN	DAVID CURTIS	ALEX PADILLA	PETE PETERSON	JEFFREY H. DROBMAN	ROY ALLMOND	DAN SCHNUR	WRITE IN	Under Vote	Over Vote
Pct 7923 - Election Day Reporting	784	118	15.05	17	24	19	40	2	3	0	2	0	11	0
Pct 7923 - VBM Reporting	784	135	17.22	10	43	17	39	8	4	3	3	0	7	1
Pct 7924 - Election Day Reporting	769	96	12.48	8	24	13	35	1	4	1	0	0	9	1
Pct 7924 - VBM Reporting	769	134	17.43	15	23	11	53	16	2	1	1	0	12	0
Pct 7925 - Election Day Reporting	520	65	12.50	8	20	3	22	2	0	1	2	0	7	0
Pct 7925 - VBM Reporting	520	80	15.38	5	21	4	30	1	3	0	9	0	6	1
Pct 7926 - Election Day Reporting	772	117	15.16	14	27	6	35	1	3	0	8	1	22	0
Pct 7926 - VBM Reporting	772	163	21.11	19	33	18	58	7	5	0	7	2	14	0
Pct 7927 - Election Day Reporting	696	115	16.52	15	24	6	42	3	2	1	12	1	9	0
Pct 7927 - VBM Reporting	696	143	20.55	11	27	9	63	7	1	0	11	0	13	1
Pct 7928 - Election Day Reporting	848	135	15.92	20	32	9	44	3	2	1	5	0	19	0
Pct 7928 - VBM Reporting	848	165	19.46	17	41	10	51	6	3	2	7	1	27	0
Pct 7929 - Election Day Reporting	797	122	15.31	12	26	6	47	5	4	1	4	1	16	0
Pct 7929 - VBM Reporting	797	206	26.10	9	51	13	71	8	9	0	14	1	32	0
Pct 7931 - Election Day Reporting	703	109	15.50	14	16	12	35	2	2	2	10	0	16	0
Pct 7931 - VBM Reporting	703	203	28.88	24	25	11	90	6	4	1	15	0	26	1
Pct 7932 - Election Day Reporting	504	65	12.90	13	16	4	19	4	1	1	5	0	2	0
Pct 7932 - VBM Reporting	504	108	21.63	12	11	7	49	5	5	0	9	0	11	0
Pct 7933 MB - Election Day Repo	9	0	0.00	0	0	0	0	0	0	0	0	0	0	0
Pct 7933 MB - VBM Reporting	9	3	33.33	0	0	0	2	0	1	0	0	0	0	0
Pct 7934 - Election Day Reporting	777	108	13.90	13	34	11	24	2	2	0	7	0	15	0
Pct 7934 - VBM Reporting	777	177	22.78	20	36	15	70	2	5	5	2	0	22	0
Pct 7935 - Election Day Reporting	885	162	18.31	19	37	19	46	5	3	0	9	0	24	0
Pct 7935 - VBM Reporting	885	246	28.02	17	40	16	92	7	10	6	17	0	43	0
Pct 7936 - Election Day Reporting	798	140	17.54	15	41	7	29	4	4	2	14	0	24	0
Pct 7936 - VBM Reporting	798	176	22.06	19	46	11	58	12	2	0	10	1	16	1
Pct 7937 - Election Day Reporting	808	110	13.61	12	25	9	37	5	3	0	3	0	16	0
Pct 7937 - VBM Reporting	808	179	22.15	17	32	10	76	6	4	2	5	0	26	1
Pct 7938 - Election Day Reporting	704	95	13.49	5	32	10	28	1	0	0	3	1	14	1
Pct 7938 - VBM Reporting	704	115	16.34	18	20	12	31	2	9	0	4	1	17	1
Pct 7939 - Election Day Reporting	670	100	14.93	7	33	3	27	6	0	0	10	0	14	0
Pct 7939 - VBM Reporting	670	148	22.09	20	19	16	58	4	6	0	7	0	17	1
Pct 7941 - Election Day Reporting	733	83	11.32	13	18	5	34	1	1	0	1	0	10	0
Pct 7941 - VBM Reporting	733	139	18.96	19	28	7	53	7	3	1	11	0	9	1
Pct 7942 - Election Day Reporting	798	80	10.03	16	14	7	22	4	0	1	2	0	13	1
Pct 7942 - VBM Reporting	798	171	21.43	22	28	11	66	7	5	0	5	0	27	0
Pct 7943 - Election Day Reporting	801	98	12.23	10	10	8	41	6	2	2	5	0	14	0
Pct 7943 - VBM Reporting	801	179	22.35	26	20	9	74	14	2	3	10	1	19	1
Pct 7944 - Election Day Reporting	748	112	14.97	11	22	15	37	1	1	3	9	0	13	0
Pct 7944 - VBM Reporting	748	147	19.65	18	24	12	59	10	4	0	5	0	15	0
Pct 7945 - Election Day Reporting	790	37	4.68	4	10	3	16	1	0	0	2	0	1	0
Pct 7945 - VBM Reporting	790	164	20.76	13	21	15	72	13	6	2	5	0	17	0
Pct 7946 - Election Day Reporting	854	65	7.61	5	7	4	36	3	2	1	3	0	4	0
Pct 7946 - VBM Reporting	854	223	26.11	23	24	10	98	22	11	6	7	0	22	0
Pct 7947 - Election Day Reporting	814	48	5.90	8	5	6	15	6	1	1	3	0	2	1
Pct 7947 - VBM Reporting	814	182	22.36	26	12	3	64	21	6	6	13	0	30	1
Pct 7948 - Election Day Reporting	819	71	8.67	11	4	4	30	3	2	2	8	0	7	0
Pct 7948 - VBM Reporting	819	184	22.47	19	17	11	70	23	4	9	7	1	22	1
Pct 7949 - Election Day Reporting	496	36	7.26	7	4	3	11	5	2	1	1	0	2	0
Pct 7949 - VBM Reporting	496	133	26.81	20	14	5	51	9	12	6	5	0	11	0
Pct 7951 - Election Day Reporting	705	58	8.37	12	8	5	22	6	1	0	1	0	4	0
Pct 7951 - VBM Reporting	705	200	28.37	16	30	10	72	42	3	5	5	0	17	0
Pct 7952 - Election Day Reporting	687	46	6.70	3	4	2	22	6	0	2	3	0	4	0
Pct 7952 - VBM Reporting	687	171	24.89	9	18	4	65	20	9	11	3	0	30	2
Pct 7953 - Election Day Reporting	742	67	9.03	9	9	3	32	2	4	0	6	1	1	0
Pct 7953 - VBM Reporting	742	195	26.28	21	12	4	77	25	10	8	8	0	28	2
Pct 7954 MB - Election Day Repo	0	0	0.00	0	0	0	0	0	0	0	0	0	0	0

**THE CITY AND COUNTY OF SAN FRANCISCO Statement of Vote  
PRIMARY ELECTION JUNE 2014**

NON-PARTISAN SECRETARY OF STATE														
	Registration	Ballots Cast	Turnout(%)	SECRETARY OF STATE LELAND YEE	DEREK CRESSMAN	DAVID CURTIS	ALEX PADILLA	PETE PETERSON	JEFFREY H. DROBMAN	ROY ALLMOND	DAN SCHNUR	WRITE-IN	Under Vote	Over Vote
Pct 7954 MB - VBM Reporting	0	0	0.00	0	0	0	0	0	0	0	0	0	0	0
Pct 7955 - Election Day Reporting	768	56	7.29	4	7	3	29	6	0	0	4	0	3	0
Pct 7955 - VBM Reporting	768	177	23.05	16	5	5	79	22	5	9	6	1	28	1
Pct 7956 - Election Day Reporting	628	37	5.89	3	2	4	14	5	2	1	1	0	5	0
Pct 7956 - VBM Reporting	628	164	26.11	20	16	5	70	23	10	3	6	1	9	1
Pct 7957 - Election Day Reporting	570	46	8.07	9	5	5	17	3	0	0	3	0	4	0
Pct 7957 - VBM Reporting	570	123	21.40	20	12	6	47	12	4	0	3	0	18	0
Pct 7958 MB - Election Day Repo	250	2	0.80	0	0	0	1	0	0	0	0	0	1	0
Pct 7958 MB - VBM Reporting	250	87	34.80	9	3	7	33	11	2	3	3	0	14	2
Pct 9001 MB - Election Day Repo	234	1	0.43	1	0	0	0	0	0	0	0	0	0	0
Pct 9001 MB - VBM Reporting	234	57	24.36	6	1	2	32	7	2	0	2	1	4	0
Pct 9101 - Election Day Reporting	820	78	9.51	3	9	9	29	6	3	1	10	0	8	0
Pct 9101 - VBM Reporting	820	186	22.88	20	9	14	76	21	9	7	6	0	23	1
Pct 9102 - Election Day Reporting	834	74	8.87	4	9	4	29	13	3	0	5	0	7	0
Pct 9102 - VBM Reporting	834	165	19.78	14	12	5	53	27	10	8	12	0	23	1
Pct 9103 - Election Day Reporting	824	81	9.83	11	10	6	27	12	1	4	3	0	7	0
Pct 9103 - VBM Reporting	824	156	18.93	15	8	5	62	25	9	6	6	0	18	2
Pct 9104 - Election Day Reporting	852	62	7.28	4	10	5	26	5	2	1	2	0	7	0
Pct 9104 - VBM Reporting	852	158	18.54	16	9	6	62	25	3	5	10	0	22	0
Pct 9105 - Election Day Reporting	874	78	8.92	4	8	4	33	4	2	2	9	0	12	0
Pct 9105 - VBM Reporting	874	171	19.57	10	16	5	63	29	14	4	15	1	14	0
Pct 9106 - Election Day Reporting	831	79	9.51	8	9	6	30	6	0	1	8	1	10	0
Pct 9106 - VBM Reporting	831	146	17.57	12	15	10	52	15	13	2	10	0	17	0
Pct 9107 - Election Day Reporting	747	82	10.98	8	13	8	28	6	0	2	4	0	12	1
Pct 9107 - VBM Reporting	747	120	16.06	7	12	6	44	22	6	2	7	0	14	0
Pct 9108 - Election Day Reporting	705	62	8.79	4	8	8	26	6	1	0	6	0	3	0
Pct 9108 - VBM Reporting	705	103	14.61	7	10	3	38	15	5	0	13	0	12	0
Pct 9109 - Election Day Reporting	748	78	10.43	11	9	5	27	9	0	1	7	0	9	0
Pct 9109 - VBM Reporting	748	135	18.05	11	14	6	58	16	8	0	4	0	18	0
Pct 9111 - Election Day Reporting	694	53	7.64	2	6	4	23	6	4	0	4	0	4	0
Pct 9111 - VBM Reporting	694	105	15.13	10	3	5	36	6	7	4	8	0	24	2
Pct 9112 - Election Day Reporting	848	72	8.49	3	15	4	30	6	2	2	2	0	8	0
Pct 9112 - VBM Reporting	848	149	17.57	12	19	8	56	14	9	2	8	0	18	3
Pct 9113 - Election Day Reporting	924	94	10.17	6	11	5	27	10	6	3	15	0	10	1
Pct 9113 - VBM Reporting	924	186	20.13	12	19	5	74	17	7	5	26	0	21	0
Pct 9114 - Election Day Reporting	777	60	7.72	3	9	8	19	7	0	0	6	0	8	0
Pct 9114 - VBM Reporting	777	146	19.05	15	14	12	50	19	9	1	6	0	21	1
Pct 9115 - Election Day Reporting	819	67	8.18	5	13	4	26	4	1	1	5	0	7	1
Pct 9115 - VBM Reporting	819	126	15.38	10	13	7	50	17	8	2	3	0	16	0
Pct 9116 - Election Day Reporting	838	68	8.11	7	9	11	20	4	2	0	3	0	12	0
Pct 9116 - VBM Reporting	838	135	16.11	12	10	5	55	15	8	4	13	1	12	0
Pct 9117 - Election Day Reporting	684	77	11.26	9	8	6	36	1	2	0	9	0	6	0
Pct 9117 - VBM Reporting	684	177	25.88	21	16	12	70	12	3	5	18	0	20	0
Pct 9118 - Election Day Reporting	836	69	8.25	8	6	2	31	5	2	1	6	0	8	0
Pct 9118 - VBM Reporting	836	147	17.58	11	9	10	54	23	9	3	7	0	21	0
Pct 9119 - Election Day Reporting	794	57	7.18	5	11	7	16	5	1	0	5	0	7	0
Pct 9119 - VBM Reporting	794	178	22.54	16	16	12	58	30	3	5	15	1	21	2
Pct 9121 - Election Day Reporting	797	63	7.90	9	3	2	22	7	1	1	8	0	10	0
Pct 9121 - VBM Reporting	797	146	18.32	10	16	10	46	26	4	2	12	3	17	0
Pct 9122 - Election Day Reporting	811	48	5.92	4	5	6	17	8	0	0	2	1	5	0
Pct 9122 - VBM Reporting	811	175	21.58	15	11	12	57	30	11	8	8	0	22	1
Pct 9123 - Election Day Reporting	766	68	8.88	8	4	4	27	11	5	1	4	0	4	0
Pct 9123 - VBM Reporting	766	138	18.02	14	10	10	51	20	10	6	4	0	12	1
Pct 9124 - Election Day Reporting	803	65	8.09	4	6	6	28	7	0	0	4	0	10	0
Pct 9124 - VBM Reporting	803	144	17.93	17	12	9	49	13	9	4	8	0	22	1
Pct 9125 - Election Day Reporting	783	60	7.66	9	7	8	23	1	1	0	3	0	8	0
Pct 9125 - VBM Reporting	783	159	20.31	14	12	10	61	25	6	1	6	0	24	0



**THE CITY AND COUNTY OF SAN FRANCISCO Statement of Vote  
PRIMARY ELECTION JUNE 2014**

NON-PARTISAN SECRETARY OF STATE														
	Registration	Ballots Cast	Turnout (%)	SECRETARY OF STATE LELAND YEE	DEREK CRESSMAN	DAVID CURTIS	ALEX PADILLA	PETE PETERSON	JEFFREY H. DROBMAN	ROY ALLMOND	DAN SCHUR	WRITE-IN	Under Vote	Over Vote
Pct 9126 - Election Day Reporting	833	69	8.28	7	10	2	27	8	3	1	3	0	8	0
Pct 9126 - VBM Reporting	833	194	23.29	23	15	5	72	14	5	8	9	1	41	1
Pct 9127 - Election Day Reporting	884	85	9.62	5	11	7	31	8	2	0	11	0	10	0
Pct 9127 - VBM Reporting	884	175	19.80	15	22	9	60	17	11	4	15	0	22	0
Pct 9128 - Election Day Reporting	761	65	8.54	4	5	3	27	7	3	3	7	1	5	0
Pct 9128 - VBM Reporting	761	168	22.08	11	11	6	60	38	2	7	9	0	24	0
Pct 9129 - Election Day Reporting	643	71	11.04	9	7	2	31	10	1	0	5	0	6	0
Pct 9129 - VBM Reporting	643	110	17.11	12	10	4	37	21	5	2	5	0	14	0
Pct 9131 - Election Day Reporting	658	65	9.88	3	15	7	27	6	1	0	4	0	2	0
Pct 9131 - VBM Reporting	658	140	21.28	14	14	10	54	12	8	4	9	0	15	0
Pct 9132 - Election Day Reporting	804	79	9.83	3	10	11	22	12	0	1	5	1	13	1
Pct 9132 - VBM Reporting	804	102	12.69	13	13	4	34	12	6	2	6	0	11	1
Pct 9133 - Election Day Reporting	910	83	9.12	9	11	3	31	5	2	4	8	1	9	0
Pct 9133 - VBM Reporting	910	221	24.29	26	19	9	80	26	10	3	18	0	29	1
Pct 9134 - Election Day Reporting	720	45	6.25	7	9	1	9	5	2	0	3	0	9	0
Pct 9134 - VBM Reporting	720	139	19.31	10	12	11	46	17	12	2	13	0	16	0
Pct 9135 - Election Day Reporting	732	75	10.25	9	6	10	27	13	0	1	3	0	6	0
Pct 9135 - VBM Reporting	732	146	19.95	19	12	6	44	15	11	6	16	0	17	0
Pct 9136 - Election Day Reporting	813	60	7.38	4	4	4	23	6	1	4	6	1	7	0
Pct 9136 - VBM Reporting	813	134	16.48	9	10	8	55	15	8	0	3	0	25	0
Pct 9137 - Election Day Reporting	845	77	9.11	7	6	7	31	8	4	0	9	0	5	0
Pct 9137 - VBM Reporting	845	183	21.66	16	23	7	68	15	16	5	12	1	20	0
Pct 9138 - Election Day Reporting	803	61	7.60	9	9	3	21	5	2	1	6	0	5	0
Pct 9138 - VBM Reporting	803	179	22.29	19	23	12	68	24	8	6	7	1	11	0
Pct 9139 - Election Day Reporting	876	73	8.33	8	7	3	22	17	3	3	5	0	5	0
Pct 9139 - VBM Reporting	876	239	27.28	18	17	15	83	38	11	10	8	0	37	2
Pct 9141 - Election Day Reporting	849	64	7.54	4	7	4	27	10	2	1	6	1	1	1
Pct 9141 - VBM Reporting	849	171	20.14	18	16	4	64	25	7	2	14	0	21	0
Pct 9142 - Election Day Reporting	838	54	6.44	1	8	5	26	4	1	0	4	0	5	0
Pct 9142 - VBM Reporting	838	144	17.18	9	14	12	52	18	8	5	6	1	19	0
Pct 9143 - Election Day Reporting	831	80	9.63	8	10	4	26	4	2	2	13	1	10	0
Pct 9143 - VBM Reporting	831	170	20.46	13	16	9	50	24	10	2	9	0	36	1
Pct 9144 - Election Day Reporting	844	98	11.61	12	12	3	33	8	7	2	5	0	16	0
Pct 9144 - VBM Reporting	844	157	18.60	10	19	5	57	24	5	6	7	0	24	0
Pct 9145 - Election Day Reporting	793	88	11.10	7	22	7	29	6	2	1	9	0	5	0
Pct 9145 - VBM Reporting	793	142	17.91	16	16	1	57	18	3	4	6	0	21	0
Pct 9146 - Election Day Reporting	824	66	8.01	6	16	7	21	4	3	2	1	0	6	0
Pct 9146 - VBM Reporting	824	141	17.11	19	22	10	41	11	10	4	5	0	18	1
Pct 9147 - Election Day Reporting	881	89	10.10	6	16	9	30	12	1	2	9	0	4	0
Pct 9147 - VBM Reporting	881	135	15.32	18	19	6	46	15	3	5	5	1	17	0
Pct 9148 - Election Day Reporting	862	81	9.40	7	10	9	33	7	1	1	3	2	8	0
Pct 9148 - VBM Reporting	862	136	15.78	6	12	4	62	15	3	2	8	0	23	1
Pct 9149 - Election Day Reporting	856	85	9.93	6	7	13	31	2	2	3	9	0	12	0
Pct 9149 - VBM Reporting	856	145	16.94	6	13	5	55	23	5	4	7	0	26	1
Pct 9151 - Election Day Reporting	700	58	8.29	8	8	6	13	5	1	1	6	0	10	0
Pct 9151 - VBM Reporting	700	171	24.43	18	17	5	68	22	5	3	11	0	22	0
Pct 9152 - Election Day Reporting	680	13	1.91	0	1	3	5	0	0	2	0	0	2	0
Pct 9152 - VBM Reporting	680	84	12.35	8	4	5	27	16	3	7	3	0	11	0
Pct 9201 - Election Day Reporting	773	52	6.73	15	7	4	12	8	2	1	3	0	2	0
Pct 9201 - VBM Reporting	773	94	12.16	13	14	8	29	10	5	0	9	0	6	0
Pct 9202 - Election Day Reporting	816	47	5.76	6	6	6	15	2	4	0	5	0	3	0
Pct 9202 - VBM Reporting	816	96	12.01	7	8	7	42	11	5	4	5	0	9	0
Pct 9203 - Election Day Reporting	834	62	7.43	6	2	2	19	11	1	4	9	1	7	0
Pct 9203 - VBM Reporting	834	151	18.11	10	3	5	43	34	5	10	22	1	17	1
Pct 9204 - Election Day Reporting	750	68	9.07	5	5	2	16	12	2	2	11	0	13	0
Pct 9204 - VBM Reporting	750	147	19.60	8	6	1	47	41	1	6	16	0	21	0
Pct 9205 - Election Day Reporting	651	33	5.07	1	5	1	12	3	1	0	7	0	3	0

**THE CITY AND COUNTY OF SAN FRANCISCO Statement of Vote  
PRIMARY ELECTION JUNE 2014**

NON-PARTISAN SECRETARY OF STATE														
	Registration	Ballois Cast	Turnout (%)	SECRETARY OF STATE LELAND YEE	DEREK CRESSMAN	DAVID CURTIS	ALEX PADILLA	PETE PETERSON	JEFFREY H. DROBMAN	ROY ALLMOND	DAN SCHNUR	WRITE-IN	Under Vote	Over Vote
Pct 9205 - VBM Reporting	651	134	20.58	16	6	6	42	24	8	2	13	1	16	0
Pct 9206 - Election Day Reporting	844	55	6.52	8	2	2	15	11	2	3	7	0	5	0
Pct 9206 - VBM Reporting	844	184	21.80	16	8	5	46	45	2	13	29	0	20	0
Pct 9207 - Election Day Reporting	832	73	8.77	6	5	1	21	11	3	4	10	0	11	1
Pct 9207 - VBM Reporting	832	110	13.22	8	10	4	32	28	2	6	7	0	13	0
Pct 9208 - Election Day Reporting	813	53	6.52	3	4	2	25	8	0	0	7	0	4	0
Pct 9208 - VBM Reporting	813	120	14.76	7	5	1	41	34	4	1	12	0	15	0
Pct 9209 - Election Day Reporting	630	41	6.51	3	2	1	12	4	1	0	9	1	8	0
Pct 9209 - VBM Reporting	630	120	19.05	12	6	3	44	32	2	3	4	0	13	1
Pct 9211 - Election Day Reporting	746	51	6.84	3	1	4	21	5	1	3	4	0	9	0
Pct 9211 - VBM Reporting	746	105	14.61	7	8	3	30	23	6	7	5	1	19	0
Pct 9212 - Election Day Reporting	691	39	5.64	4	2	4	14	4	1	0	5	0	5	0
Pct 9212 - VBM Reporting	691	97	14.04	6	7	6	29	18	1	5	8	1	16	0
Pct 9213 - Election Day Reporting	812	65	8.00	3	4	6	16	14	4	4	1	0	13	0
Pct 9213 - VBM Reporting	812	134	16.50	9	6	4	45	25	7	2	11	1	24	0
Pct 9214 - Election Day Reporting	544	43	7.90	2	4	0	15	8	1	0	4	0	9	0
Pct 9214 - VBM Reporting	544	119	21.88	10	7	5	29	34	1	3	2	0	28	0
Pct 9215 - Election Day Reporting	571	49	8.58	3	6	2	10	12	2	1	7	0	6	0
Pct 9215 - VBM Reporting	571	101	17.69	6	15	1	19	23	2	4	15	0	16	0
Pct 9216 - Election Day Reporting	692	58	8.38	5	3	4	22	8	0	1	8	0	7	0
Pct 9216 - VBM Reporting	692	90	13.01	3	6	2	25	27	2	4	8	0	13	0
Pct 9217 - Election Day Reporting	622	50	8.04	5	1	2	18	8	1	5	7	0	3	0
Pct 9217 - VBM Reporting	622	113	18.17	12	6	1	34	25	4	6	6	0	19	0
Pct 9218 - Election Day Reporting	685	42	6.13	4	3	2	14	1	1	0	11	0	6	0
Pct 9218 - VBM Reporting	685	95	13.87	6	8	5	24	21	4	5	7	0	15	0
Pct 9219 - Election Day Reporting	687	44	6.40	5	7	1	12	5	2	2	6	0	4	0
Pct 9219 - VBM Reporting	687	109	15.87	8	6	4	43	23	3	1	10	0	11	0
Pct 9221 - Election Day Reporting	608	68	11.18	6	3	0	8	17	2	1	23	0	8	0
Pct 9221 - VBM Reporting	608	168	27.63	7	5	3	39	55	1	4	21	0	30	1
Pct 9222 - Election Day Reporting	763	70	9.17	8	0	3	30	13	1	2	8	0	5	0
Pct 9222 - VBM Reporting	763	169	22.15	9	14	4	48	38	1	3	26	0	26	0
Pct 9223 - Election Day Reporting	550	41	7.45	4	1	3	14	8	1	1	7	0	2	0
Pct 9223 - VBM Reporting	550	103	18.73	15	8	3	22	21	5	2	10	0	16	1
Pct 9224 - Election Day Reporting	868	62	7.14	4	4	2	13	11	4	2	14	0	7	1
Pct 9224 - VBM Reporting	868	210	24.19	12	12	9	68	39	13	2	27	1	25	2
Pct 9225 - Election Day Reporting	772	58	7.64	4	3	1	23	9	2	2	10	0	5	0
Pct 9225 - VBM Reporting	772	121	15.67	13	10	8	22	23	8	5	11	0	21	0
Pct 9226 - Election Day Reporting	817	64	7.83	5	1	4	20	16	1	0	10	0	7	0
Pct 9226 - VBM Reporting	817	152	18.60	13	17	2	43	32	1	2	14	2	26	0
Pct 9227 - Election Day Reporting	692	59	8.53	4	2	2	26	7	1	0	9	0	8	0
Pct 9227 - VBM Reporting	692	204	29.48	18	14	8	62	32	14	9	22	0	24	1
Pct 9228 - Election Day Reporting	665	74	11.13	2	4	4	28	13	2	1	7	0	13	0
Pct 9228 - VBM Reporting	665	174	26.17	16	11	4	53	38	4	3	21	1	22	1
Pct 9229 - Election Day Reporting	532	53	9.96	4	1	1	22	7	1	1	9	0	7	0
Pct 9229 - VBM Reporting	532	123	23.12	9	15	1	34	23	3	1	20	0	17	0
Pct 9231 - Election Day Reporting	915	107	11.69	7	9	7	38	10	4	1	21	0	10	0
Pct 9231 - VBM Reporting	915	176	19.23	9	20	11	58	27	3	3	17	1	27	0
Pct 9232 - Election Day Reporting	675	66	9.78	6	6	2	28	5	2	2	11	0	4	0
Pct 9232 - VBM Reporting	675	142	21.04	6	13	6	49	25	5	5	19	0	14	0
Pct 9233 - Election Day Reporting	692	47	6.79	3	5	6	10	2	0	2	7	0	12	0
Pct 9233 - VBM Reporting	692	162	26.30	10	16	5	48	47	5	4	21	0	26	0
Pct 9234 - Election Day Reporting	648	63	9.72	7	5	0	25	8	2	1	8	0	7	0
Pct 9234 - VBM Reporting	648	172	26.54	13	9	6	54	33	11	7	15	0	23	1
Pct 9235 - Election Day Reporting	839	83	9.89	7	9	4	21	15	2	1	10	0	14	0
Pct 9235 - VBM Reporting	839	167	19.90	16	7	2	45	49	4	4	18	1	20	1
Pct 9236 - Election Day Reporting	636	53	8.33	6	2	2	20	5	1	0	12	0	5	0
Pct 9236 - VBM Reporting	636	126	19.81	12	9	3	49	19	3	2	11	0	19	2

**THE CITY AND COUNTY OF SAN FRANCISCO Statement of Vote  
PRIMARY ELECTION JUNE 2014**

NON-PARTISAN SECRETARY OF STATE														
	Registration	Ballots Cast	Turnout (%)	SECRETARY OF STATE LELAND YEE	DEREK CRESSMAN	DAVID CURTIS	ALEX PADILLA	PETE PETERSON	JEFFREY H. DROBMAN	ROY ALLMOND	DAN SCHNUR	WRITE-IN	Under Vote	Over Vote
Pct 9237 - Election Day Reporting	821	58	7.06	6	3	2	18	5	1	1	13	0	9	0
Pct 9237 - VBM Reporting	821	159	19.37	9	18	5	44	33	5	4	21	0	19	0
Pct 9238 - Election Day Reporting	746	45	6.03	6	5	1	10	7	0	0	11	1	4	0
Pct 9238 - VBM Reporting	746	184	24.66	10	16	4	56	38	2	4	33	1	19	1
Pct 9239 - Election Day Reporting	777	57	7.34	7	8	3	14	3	4	0	7	1	10	0
Pct 9239 - VBM Reporting	777	191	24.58	15	11	0	56	50	1	10	23	0	24	1
Pct 9241 - Election Day Reporting	879	68	7.74	6	6	4	18	18	1	2	6	0	7	0
Pct 9241 - VBM Reporting	879	154	17.52	11	4	6	51	27	7	4	20	0	24	0
Pct 9242 - Election Day Reporting	844	68	7.82	5	6	6	19	13	1	1	9	0	6	0
Pct 9242 - VBM Reporting	844	158	18.48	14	14	5	50	26	7	2	15	0	23	0
Pct 9243 - Election Day Reporting	543	47	8.66	4	6	0	17	2	1	1	12	0	4	0
Pct 9243 - VBM Reporting	543	92	16.94	6	7	3	38	12	1	2	12	0	10	1
Pct 9244 - Election Day Reporting	763	65	8.52	7	4	3	27	5	1	1	10	0	7	0
Pct 9244 - VBM Reporting	763	118	15.47	17	7	5	40	14	6	0	12	1	15	1
Pct 9245 - Election Day Reporting	631	61	9.67	5	9	3	23	7	2	0	6	0	6	0
Pct 9245 - VBM Reporting	631	104	16.48	8	17	4	35	10	5	0	7	0	18	0
Pct 9246 - Election Day Reporting	803	38	4.73	4	7	0	15	5	1	0	2	0	4	0
Pct 9246 - VBM Reporting	803	152	18.93	13	18	8	44	30	6	1	17	0	15	0
Pct 9247 - Election Day Reporting	800	57	7.13	2	4	1	23	2	2	4	11	0	8	0
Pct 9247 - VBM Reporting	800	160	20.00	14	11	7	58	29	5	0	15	0	21	0
Pct 9248 - Election Day Reporting	752	53	7.05	6	8	6	17	7	2	3	4	0	3	0
Pct 9248 - VBM Reporting	752	139	18.48	9	7	8	46	17	4	1	19	0	28	0
Pct 9249 - Election Day Reporting	805	73	9.07	4	7	7	25	7	2	1	10	0	10	0
Pct 9249 - VBM Reporting	805	149	18.51	14	16	5	52	15	6	8	20	0	13	0
Pct 9251 - Election Day Reporting	822	93	11.31	8	10	5	28	7	3	0	22	0	9	1
Pct 9251 - VBM Reporting	822	155	18.86	9	12	10	62	19	5	1	14	0	22	1
Pct 9252 - Election Day Reporting	807	63	7.81	6	4	4	23	9	2	1	10	0	4	0
Pct 9252 - VBM Reporting	807	160	19.83	13	13	3	66	26	8	2	8	0	21	0
Pct 9253 - Election Day Reporting	717	58	8.09	4	9	4	19	8	1	2	3	0	8	0
Pct 9253 - VBM Reporting	717	147	20.50	10	14	6	56	11	9	3	21	0	17	0
Pct 9254 - Election Day Reporting	818	50	6.11	3	4	3	24	3	0	1	6	1	5	0
Pct 9254 - VBM Reporting	818	155	18.95	17	13	4	59	24	3	3	12	0	20	0
Pct 9255 - Election Day Reporting	486	43	8.85	3	6	2	14	5	3	0	6	0	4	0
Pct 9255 - VBM Reporting	486	62	12.76	6	5	4	19	13	4	5	4	0	2	0
Pct 9256 - Election Day Reporting	325	16	4.92	1	0	1	8	2	0	0	4	0	0	0
Pct 9256 - VBM Reporting	325	48	14.77	5	8	0	19	3	1	1	2	1	8	0
Pct 9257 MB - Election Day Repo	259	0	0.00	0	0	0	0	0	0	0	0	0	0	0
Pct 9257 MB - VBM Reporting	259	67	25.87	8	16	5	26	4	1	0	2	0	5	0
Pct 9258 - Election Day Reporting	590	33	5.59	2	5	0	11	6	0	0	4	0	5	0
Pct 9258 - VBM Reporting	590	128	21.69	8	12	5	41	15	3	2	24	1	17	0
Pct 9401 - Election Day Reporting	842	82	9.74	11	12	10	25	4	2	0	4	1	13	0
Pct 9401 - VBM Reporting	842	135	16.03	10	14	11	59	11	5	2	4	0	19	0
Pct 9402 - Election Day Reporting	860	64	7.44	2	12	6	26	5	4	2	4	0	3	0
Pct 9402 - VBM Reporting	860	140	16.28	12	20	9	47	10	5	2	7	0	28	0
Pct 9403 - Election Day Reporting	800	42	5.25	3	7	3	14	5	0	1	1	0	8	0
Pct 9403 - VBM Reporting	800	160	20.00	18	11	8	54	27	8	4	8	0	22	0
Pct 9404 - Election Day Reporting	821	64	7.80	7	9	7	15	4	4	3	10	0	5	0
Pct 9404 - VBM Reporting	821	179	21.80	7	14	7	80	34	8	3	6	0	20	0
Pct 9405 - Election Day Reporting	682	78	11.58	8	13	7	28	8	3	5	5	0	2	0
Pct 9405 - VBM Reporting	682	120	17.60	11	12	9	36	15	5	4	14	0	14	0
Pct 9406 - Election Day Reporting	819	69	8.42	3	5	3	22	12	2	3	8	0	11	0
Pct 9406 - VBM Reporting	819	158	19.29	18	17	4	68	7	8	4	7	4	21	0
Pct 9407 - Election Day Reporting	812	54	6.65	5	6	5	22	5	1	0	8	0	2	0
Pct 9407 - VBM Reporting	812	133	16.38	18	12	7	42	12	6	5	9	0	21	1
Pct 9408 - Election Day Reporting	717	53	7.39	6	10	1	19	5	2	2	4	0	4	0
Pct 9408 - VBM Reporting	717	110	15.34	8	14	8	47	7	6	2	4	0	14	0
Pct 9409 - Election Day Reporting	539	48	8.91	5	7	0	25	4	0	1	2	0	4	0

**THE CITY AND COUNTY OF SAN FRANCISCO Statement of Vote  
PRIMARY ELECTION JUNE 2014**

NON-PARTISAN SECRETARY OF STATE														
	Registration	Ballois Cast	Turnout (%)	SECRETARY OF STATE LELAND YEE	DEREK CRESSMAN	DAVID CURTIS	ALEX PADILLA	PETE PETERSON	JEFFREY H. DROBMAN	ROY ALLMOND	DAN SCHNUR	WRITE-IN	Under Vote	Over Vote
Pct 9409 - VBM Reporting	539	95	17.63	9	8	4	36	9	2	2	4	1	20	0
Pct 9411 - Election Day Reporting	851	62	7.29	12	6	1	28	5	3	0	0	0	7	0
Pct 9411 - VBM Reporting	851	131	15.39	9	23	12	47	17	11	2	4	1	5	0
Pct 9412 - Election Day Reporting	798	72	9.02	8	10	8	19	7	3	1	5	2	9	0
Pct 9412 - VBM Reporting	798	160	20.05	4	11	15	63	23	13	2	10	0	19	0
Pct 9413 - Election Day Reporting	821	52	6.33	3	4	5	21	3	2	1	3	0	10	0
Pct 9413 - VBM Reporting	821	172	20.95	16	15	7	69	18	18	4	3	0	22	0
Pct 9414 - Election Day Reporting	806	64	7.94	2	12	5	26	9	3	2	3	0	2	0
Pct 9414 - VBM Reporting	806	170	21.09	12	23	9	59	23	8	2	12	0	22	0
Pct 9415 - Election Day Reporting	689	54	7.84	4	6	2	27	4	1	3	4	0	3	0
Pct 9415 - VBM Reporting	689	144	20.90	18	4	9	53	20	6	9	12	1	11	1
Pct 9416 - Election Day Reporting	857	81	9.34	6	5	8	27	10	1	5	9	0	9	1
Pct 9416 - VBM Reporting	857	162	18.69	14	3	10	80	16	9	4	14	0	12	0
Pct 9417 - Election Day Reporting	676	40	5.92	4	1	12	10	6	1	0	4	1	1	0
Pct 9417 - VBM Reporting	676	139	20.56	11	6	9	58	28	9	1	5	0	12	0
Pct 9418 - Election Day Reporting	688	47	6.83	3	7	4	19	8	1	1	1	0	3	0
Pct 9418 - VBM Reporting	688	154	22.38	12	8	3	59	28	8	8	7	0	21	0
Pct 9419 - Election Day Reporting	796	76	9.55	8	10	10	14	12	2	4	9	1	6	0
Pct 9419 - VBM Reporting	796	187	23.49	13	20	5	55	39	5	16	7	0	26	1
Pct 9421 - Election Day Reporting	812	50	6.16	3	5	3	14	11	2	0	3	0	9	0
Pct 9421 - VBM Reporting	812	196	24.38	24	6	7	84	25	7	7	8	0	30	0
Pct 9422 - Election Day Reporting	925	83	8.97	6	3	8	32	15	2	3	5	0	9	0
Pct 9422 - VBM Reporting	925	185	20.00	18	13	8	64	21	10	9	13	0	28	1
Pct 9423 - Election Day Reporting	809	58	7.29	3	6	9	21	9	2	2	2	0	5	0
Pct 9423 - VBM Reporting	809	151	18.67	10	15	12	69	17	7	3	5	0	12	1
Pct 9424 - Election Day Reporting	826	57	6.90	7	4	5	21	7	1	3	3	0	6	0
Pct 9424 - VBM Reporting	826	180	21.79	13	14	6	73	16	8	4	10	0	35	1
Pct 9425 - Election Day Reporting	808	40	4.95	3	4	2	14	4	1	3	3	0	6	0
Pct 9425 - VBM Reporting	808	162	20.05	19	7	4	67	14	10	7	7	1	26	0
Pct 9426 - Election Day Reporting	727	57	7.84	7	7	4	16	7	3	1	5	0	7	0
Pct 9426 - VBM Reporting	727	137	18.84	13	4	2	48	20	11	7	8	0	23	1
Pct 9427 - Election Day Reporting	797	57	7.15	4	5	1	16	12	3	3	6	0	7	0
Pct 9427 - VBM Reporting	797	185	23.21	9	16	10	58	34	7	7	11	0	33	0
Pct 9428 - Election Day Reporting	854	51	5.97	2	7	2	18	8	4	4	2	0	4	0
Pct 9428 - VBM Reporting	854	186	21.78	8	18	7	77	26	19	4	5	0	22	0
Pct 9429 - Election Day Reporting	774	90	11.63	4	7	2	39	15	4	2	7	0	10	0
Pct 9429 - VBM Reporting	774	159	20.54	20	15	5	57	25	6	9	7	0	15	0
Pct 9431 - Election Day Reporting	868	70	8.06	10	9	4	28	9	4	2	0	0	4	0
Pct 9431 - VBM Reporting	868	224	25.81	22	15	7	83	45	15	4	9	0	24	0
Pct 9432 - Election Day Reporting	851	84	9.87	8	11	4	27	8	2	2	10	0	12	0
Pct 9432 - VBM Reporting	851	178	20.68	24	10	8	62	25	8	3	11	1	24	0
Pct 9433 - Election Day Reporting	839	53	6.32	2	4	5	20	8	0	4	1	0	9	0
Pct 9433 - VBM Reporting	839	186	22.17	9	12	6	68	29	5	7	10	0	40	0
Pct 9434 - Election Day Reporting	889	62	6.97	9	4	5	22	7	1	1	3	0	10	0
Pct 9434 - VBM Reporting	889	208	23.40	23	14	12	79	27	11	7	8	0	27	0
Pct 9435 - Election Day Reporting	855	89	10.41	4	10	10	36	10	5	1	3	0	10	0
Pct 9435 - VBM Reporting	855	189	22.11	17	16	8	72	25	8	3	6	0	34	0
Pct 9436 - Election Day Reporting	900	64	7.11	2	10	2	26	12	3	1	4	0	4	0
Pct 9436 - VBM Reporting	900	227	25.22	21	13	10	76	26	15	10	13	1	42	0
Pct 9437 - Election Day Reporting	825	75	9.09	8	5	6	25	7	4	4	10	0	6	0
Pct 9437 - VBM Reporting	825	176	21.33	15	4	5	65	35	8	15	9	0	20	0
Pct 9438 - Election Day Reporting	841	68	8.20	4	6	9	24	10	3	2	7	0	4	0
Pct 9438 - VBM Reporting	841	188	22.35	17	18	3	70	27	13	10	11	0	19	0
Pct 9439 - Election Day Reporting	827	62	7.50	3	6	3	28	9	2	1	3	0	7	0
Pct 9439 - VBM Reporting	827	174	21.04	12	22	9	57	33	11	5	8	1	16	0
Pct 9441 - Election Day Reporting	895	67	7.49	4	9	2	29	5	3	2	6	0	5	0
Pct 9441 - VBM Reporting	895	197	22.01	11	11	7	76	33	10	6	4	2	37	0

**THE CITY AND COUNTY OF SAN FRANCISCO Statement of Vote  
PRIMARY ELECTION JUNE 2014**

NON-PARTISAN SECRETARY OF STATE															
	Registration	Ballots Cast	Turnout(%)	SECRETARY OF STATE	LELAND YEE	DEREK CRESSMAN	DAVID CURTIS	ALEX PADILLA	PETE PETERSON	JEFFREY H. DROBMAN	ROY ALLMOND	DAN SCHNUR	WRITE-IN	Under Vote	Over Vote
Pct 9442 - Election Day Reporting	896	80	8.93		6	6	7	33	7	4	1	8	0	8	0
Pct 9442 - VBM Reporting	896	166	18.53		13	14	10	50	31	13	6	7	1	20	1
Pct 9443 - Election Day Reporting	780	59	7.56		8	3	6	23	4	2	1	2	1	9	0
Pct 9443 - VBM Reporting	780	159	20.38		14	11	14	64	21	4	11	6	0	14	0
Pct 9444 - Election Day Reporting	619	41	5.01		2	7	2	13	9	0	2	0	0	3	1
Pct 9444 - VBM Reporting	619	175	21.37		12	9	5	63	31	9	14	7	2	23	0
Pct 9445 - Election Day Reporting	853	72	8.44		9	7	3	21	11	3	1	8	0	9	0
Pct 9445 - VBM Reporting	853	205	24.03		20	10	17	71	25	10	15	0	0	24	3
Pct 9446 - Election Day Reporting	906	81	8.94		9	6	9	22	14	4	1	4	2	10	0
Pct 9446 - VBM Reporting	906	210	23.18		25	11	14	72	30	11	5	13	1	28	0
Pct 9447 - Election Day Reporting	860	56	6.74		6	5	2	18	7	2	2	11	0	5	0
Pct 9447 - VBM Reporting	860	181	21.05		10	10	7	65	27	11	6	14	0	30	1
Pct 9448 - Election Day Reporting	834	55	6.59		7	2	4	18	13	2	0	5	0	4	0
Pct 9448 - VBM Reporting	834	177	21.22		23	16	9	56	26	10	9	15	1	12	0
Pct 9449 - Election Day Reporting	678	51	7.52		4	7	5	19	7	1	0	4	0	4	0
Pct 9449 - VBM Reporting	678	159	23.45		22	7	4	51	32	9	4	12	2	16	0
Pct 9451 - Election Day Reporting	368	36	9.78		3	6	3	13	5	0	3	2	0	1	0
Pct 9451 - VBM Reporting	368	89	24.18		5	4	5	31	21	3	2	4	1	13	0
Pct 9452 - Election Day Reporting	715	67	9.37		1	3	4	28	15	3	4	4	0	5	0
Pct 9452 - VBM Reporting	715	139	19.30		13	9	7	46	22	10	2	10	0	19	0
Pct 9453 - Election Day Reporting	434	35	7.60		0	5	0	12	5	1	0	5	0	5	0
Pct 9453 - VBM Reporting	434	109	25.12		8	6	3	46	17	4	3	9	0	13	0
Pct 9501 MB - Election Day Repo	125	1	0.80		0	0	0	0	0	0	0	1	0	0	0
Pct 9501 MB - VBM Reporting	125	41	32.80		4	5	3	17	3	0	0	4	0	4	1
Pct 9502 MB - Election Day Repo	188	0	0.00		0	0	0	0	0	0	0	0	0	0	0
Pct 9502 MB - VBM Reporting	188	63	33.51		9	10	1	23	8	3	0	3	0	6	0
Pct 9503/9504 - Election Day Rep	625	32	5.28		6	3	4	11	1	2	0	4	0	2	0
Pct 9503/9504 - VBM Reporting	625	109	17.44		15	8	7	43	8	8	1	6	0	10	3
Pct 9505 - Election Day Reporting	727	50	6.88		6	3	2	25	2	0	1	6	0	5	0
Pct 9505 - VBM Reporting	727	144	19.81		24	21	3	53	8	7	2	2	1	23	0
Pct 9506 - Election Day Reporting	706	47	6.66		10	11	3	19	1	0	1	2	0	0	0
Pct 9506 - VBM Reporting	706	101	14.31		14	12	2	36	3	3	2	11	0	17	1
Pct 9507 - Election Day Reporting	670	61	9.10		4	11	13	22	1	0	2	5	0	3	0
Pct 9507 - VBM Reporting	670	114	17.01		13	20	7	52	4	1	1	2	2	12	0
Pct 9508 - Election Day Reporting	708	48	6.78		4	10	6	17	1	2	0	3	0	5	0
Pct 9508 - VBM Reporting	708	83	11.72		3	16	7	33	2	8	0	9	0	5	0
Pct 9509 - Election Day Reporting	588	49	8.33		4	11	8	12	2	1	2	4	1	4	0
Pct 9509 - VBM Reporting	588	96	16.33		8	11	6	41	3	4	0	5	0	18	0
Pct 9511 - Election Day Reporting	572	64	11.19		4	8	7	21	5	1	2	7	0	9	0
Pct 9511 - VBM Reporting	572	85	14.86		5	12	9	30	6	1	0	4	0	17	1
Pct 9512 - Election Day Reporting	703	47	6.69		4	8	2	23	2	4	1	0	0	3	0
Pct 9512 - VBM Reporting	703	117	16.64		13	16	9	46	3	5	3	4	1	16	1
Pct 9513 - Election Day Reporting	808	62	7.67		6	9	6	23	2	2	0	5	0	9	0
Pct 9513 - VBM Reporting	808	108	13.37		16	27	3	40	5	4	0	4	0	9	0
Pct 9514/9522 - Election Day Rep	852	80	9.39		6	18	7	18	7	3	0	12	0	9	0
Pct 9514/9522 - VBM Reporting	852	97	11.38		8	9	7	35	11	6	2	13	0	6	0
Pct 9515 - Election Day Reporting	651	65	9.98		5	6	8	22	6	2	3	6	0	6	1
Pct 9515 - VBM Reporting	651	97	14.90		5	12	8	32	13	4	8	3	0	12	0
Pct 9516 - Election Day Reporting	794	90	11.34		3	12	9	41	5	2	3	3	0	11	1
Pct 9516 - VBM Reporting	794	141	17.76		20	12	15	46	12	8	8	10	0	10	0
Pct 9517 - Election Day Reporting	740	63	8.51		8	13	5	24	1	2	0	5	0	5	0
Pct 9517 - VBM Reporting	740	123	16.62		6	16	5	44	11	7	2	6	1	24	1
Pct 9518 - Election Day Reporting	684	64	9.36		9	11	4	18	4	5	1	8	0	4	0
Pct 9518 - VBM Reporting	684	87	12.72		9	12	8	34	7	4	2	7	0	4	0
Pct 9519 - Election Day Reporting	821	91	11.08		7	12	6	41	3	2	0	11	0	9	0
Pct 9519 - VBM Reporting	821	126	15.35		8	18	4	35	13	7	4	17	0	20	0
Pct 9521 - Election Day Reporting	841	99	11.77		12	16	11	39	4	2	1	6	0	8	0

**THE CITY AND COUNTY OF SAN FRANCISCO Statement of Vote  
PRIMARY ELECTION JUNE 2014**

NON-PARTISAN SECRETARY OF STATE														
	Registration	Ballots Cast	Turnout (%)	SECRETARY OF STATE LELAND YEE	DEREK CRESSMAN	DAVID CURTIS	ALEX PADILLA	PETE PETERSON	JEFFREY H. DROBMAN	ROY ALLMOND	DAN SCHNUR	WRITE IN	Under Vote	Over Vote
Pct 9521 - VBM Reporting	841	123	14.63	10	15	9	36	13	6	1	9	0	24	0
Pct 9701 - Election Day Reporting	608	65	10.69	4	7	8	18	7	3	1	7	0	10	0
Pct 9701 - VBM Reporting	608	134	22.04	11	12	8	55	14	7	1	5	0	21	0
Pct 9702 - Election Day Reporting	665	65	9.77	5	10	5	27	3	4	0	6	0	5	0
Pct 9702 - VBM Reporting	665	114	17.14	9	15	8	44	9	2	4	6	0	17	0
Pct 9703 - Election Day Reporting	871	72	8.27	4	7	4	23	10	3	5	10	0	6	0
Pct 9703 - VBM Reporting	871	201	23.08	15	18	9	77	29	11	4	13	0	26	0
Pct 9704 - Election Day Reporting	880	76	8.64	6	8	3	29	6	2	3	9	0	10	0
Pct 9704 - VBM Reporting	880	199	22.61	5	11	8	86	27	6	8	10	0	38	0
Pct 9705 - Election Day Reporting	823	58	7.05	9	9	1	26	4	1	0	4	0	4	0
Pct 9705 - VBM Reporting	823	165	20.05	11	12	12	69	12	12	3	7	2	23	0
Pct 9706 MB - Election Day Repo	55	0	0.00	0	0	0	0	0	0	0	0	0	0	0
Pct 9706 MB - VBM Reporting	55	18	32.73	0	3	2	8	1	0	0	1	0	3	0
Pct 9707 - Election Day Reporting	725	54	7.45	3	1	1	30	7	0	1	5	0	6	0
Pct 9707 - VBM Reporting	725	193	26.62	17	18	11	61	26	8	5	11	0	34	2
Pct 9708 - Election Day Reporting	826	66	7.99	6	10	4	27	6	0	1	7	0	5	0
Pct 9708 - VBM Reporting	826	178	21.55	13	11	9	69	21	8	0	7	1	36	3
Pct 9709 - Election Day Reporting	877	81	9.24	5	17	3	21	12	1	4	10	0	8	0
Pct 9709 - VBM Reporting	877	202	23.03	11	8	5	83	30	10	2	15	1	36	1
Pct 9711 - Election Day Reporting	575	78	13.57	10	4	7	29	9	0	2	8	0	9	0
Pct 9711 - VBM Reporting	575	152	26.43	13	13	6	50	26	3	2	20	0	19	0
Pct 9712 - Election Day Reporting	589	73	12.39	8	4	1	26	6	1	1	17	0	9	0
Pct 9712 - VBM Reporting	589	152	25.81	13	13	5	40	19	11	6	22	0	23	0
Pct 9713 - Election Day Reporting	866	57	6.58	6	11	4	20	3	2	2	3	1	5	0
Pct 9713 - VBM Reporting	866	193	22.29	11	16	7	67	29	6	10	17	1	29	0
Pct 9714 - Election Day Reporting	864	88	10.19	4	11	3	30	14	4	1	8	0	13	0
Pct 9714 - VBM Reporting	864	247	28.59	16	13	8	86	50	8	11	22	0	32	1
Pct 9715 - Election Day Reporting	554	86	15.88	9	6	2	30	6	1	2	22	0	10	0
Pct 9715 - VBM Reporting	554	148	26.71	7	6	4	47	29	7	4	21	0	23	0
Pct 9716 - Election Day Reporting	829	71	8.56	4	5	5	28	11	2	3	5	0	8	0
Pct 9716 - VBM Reporting	829	187	22.56	15	7	8	77	22	8	3	14	0	33	0
Pct 9717 - Election Day Reporting	881	80	9.08	8	8	8	25	15	3	2	4	0	7	0
Pct 9717 - VBM Reporting	881	188	21.34	14	20	11	54	28	10	4	14	0	33	0
Pct 9718 - Election Day Reporting	800	106	13.25	11	11	6	40	12	1	4	10	1	10	0
Pct 9718 - VBM Reporting	800	230	28.75	16	19	12	81	40	10	8	18	1	24	1
Pct 9719 - Election Day Reporting	828	108	13.04	7	11	3	36	13	1	1	20	0	16	0
Pct 9719 - VBM Reporting	828	218	26.33	11	17	2	75	31	11	5	33	0	32	1
Pct 9721 - Election Day Reporting	598	81	13.55	5	4	1	36	8	2	4	8	0	13	0
Pct 9721 - VBM Reporting	598	148	24.41	8	13	3	57	25	4	7	13	1	14	1
Pct 9722 - Election Day Reporting	583	62	10.63	3	4	2	24	8	0	4	5	0	12	0
Pct 9722 - VBM Reporting	583	158	27.10	9	12	1	67	20	3	6	20	0	20	0
Pct 9723 - Election Day Reporting	415	25	6.02	1	0	0	7	7	2	0	5	0	3	0
Pct 9723 - VBM Reporting	415	132	31.81	15	3	2	47	21	1	3	12	0	27	1
Pct 9724 - Election Day Reporting	841	75	8.92	7	4	3	27	12	2	3	10	0	7	0
Pct 9724 - VBM Reporting	841	248	29.49	26	10	10	72	66	7	9	10	1	36	1
Pct 9725 - Election Day Reporting	878	45	5.13	3	5	7	6	11	2	0	4	0	7	0
Pct 9725 - VBM Reporting	878	222	25.28	17	6	8	80	46	14	7	16	0	28	0
Pct 9726 - Election Day Reporting	695	48	6.91	7	7	4	14	4	2	0	4	0	5	1
Pct 9726 - VBM Reporting	695	94	13.53	14	11	8	20	16	4	0	5	0	16	0
Pct 9727 - Election Day Reporting	405	39	9.63	1	3	1	12	7	0	0	10	0	5	0
Pct 9727 - VBM Reporting	405	113	27.90	3	6	2	30	37	3	4	15	0	13	0
Pct 9728 - Election Day Reporting	883	97	10.99	10	13	7	24	15	2	3	12	0	11	0
Pct 9728 - VBM Reporting	883	238	26.95	23	9	7	78	58	4	9	31	0	19	0
Pct 9729 - Election Day Reporting	703	79	11.24	7	2	1	28	16	1	1	13	0	10	0
Pct 9729 - VBM Reporting	703	183	26.03	10	11	4	60	40	8	5	23	0	22	0
Pct 9731 - Election Day Reporting	497	83	16.70	6	6	3	30	13	2	2	15	0	6	0
Pct 9731 - VBM Reporting	497	113	22.74	10	7	3	34	24	5	9	13	0	8	0

**THE CITY AND COUNTY OF SAN FRANCISCO Statement of Vote  
PRIMARY ELECTION JUNE 2014**

NON-PARTISAN SECRETARY OF STATE														
	Registration	Ballots Cast	Turnout (%)	SECRETARY OF STATE LELAND YEE	DEREK CRESSMAN	DAVID CURTIS	ALEX PADILLA	PETE PETERSON	JEFFREY H. DROBMAN	ROY ALLMOND	DAN SCHNUR	WRITE IN	Under Vote	Over Vote
Pct 9732 MB - Election Day Repo	65	0	0.00	0	0	0	0	0	0	0	0	0	0	0
Pct 9732 MB - VBM Reporting	65	25	44.62	2	7	2	10	1	1	2	1	0	3	0
Pct 9733 MB - Election Day Repo	210	1	0.48	1	0	0	0	0	0	0	0	0	0	0
Pct 9733 MB - VBM Reporting	210	88	41.90	8	6	6	28	12	2	0	10	0	16	0
Pct 9734 - Election Day Reporting	569	62	10.90	4	1	2	30	6	1	3	11	0	4	0
Pct 9734 - VBM Reporting	569	186	32.69	11	13	6	62	37	11	5	20	0	21	0
Pct 9735 - Election Day Reporting	738	93	12.60	9	7	2	33	16	3	2	12	1	8	0
Pct 9735 - VBM Reporting	738	215	29.13	22	9	4	92	34	13	6	16	1	18	0
Pct 9736 - Election Day Reporting	666	78	11.71	7	12	4	19	8	5	1	14	0	8	0
Pct 9736 - VBM Reporting	666	191	28.68	13	15	9	69	21	2	1	16	0	24	1
Pct 9737 - Election Day Reporting	736	55	7.47	5	2	4	19	7	0	3	9	0	6	0
Pct 9737 - VBM Reporting	736	225	31.11	16	24	9	94	29	4	8	16	0	28	0
Pct 9738 - Election Day Reporting	672	49	7.29	6	3	4	18	2	0	6	8	0	2	0
Pct 9738 - VBM Reporting	672	148	22.02	18	12	4	60	21	5	2	11	2	13	0
Pct 9739 - Election Day Reporting	791	38	4.80	4	3	3	15	3	3	0	6	0	1	0
Pct 9739 - VBM Reporting	791	104	13.15	14	5	7	41	12	5	1	6	1	10	2
Pct 9741 - Election Day Reporting	631	2	0.32	0	0	0	1	0	1	0	0	0	0	0
Pct 9741 - VBM Reporting	631	1	0.16	0	1	0	0	0	0	0	0	0	0	0
Pct 9742 - Election Day Reporting	563	66	11.72	5	6	2	27	11	1	1	7	0	6	0
Pct 9742 - VBM Reporting	563	116	20.60	9	8	5	25	22	8	8	11	0	20	0
Pct 9743 - Election Day Reporting	839	58	6.91	8	3	5	30	3	1	2	3	0	3	0
Pct 9743 - VBM Reporting	839	169	20.14	22	17	13	71	21	8	4	7	0	6	0
Pct 9744 - Election Day Reporting	817	68	8.08	5	9	7	27	2	2	2	8	1	3	0
Pct 9744 - VBM Reporting	817	121	14.81	10	12	9	48	19	8	1	3	0	10	1
Pct 9745 - Election Day Reporting	898	58	6.46	6	5	7	23	2	4	0	3	1	7	0
Pct 9745 - VBM Reporting	898	108	12.14	11	8	5	41	19	4	1	7	0	13	0
Pct 9746 - Election Day Reporting	867	98	11.07	5	4	7	35	23	1	1	12	0	8	0
Pct 9746 - VBM Reporting	867	222	25.61	15	18	7	67	48	9	2	33	0	22	1
Pct 9747 - Election Day Reporting	858	74	8.62	9	6	5	33	5	3	1	8	0	4	0
Pct 9747 - VBM Reporting	858	176	20.51	19	17	8	81	15	5	4	10	1	16	0
Pct 9748 - Election Day Reporting	888	86	9.68	4	8	7	32	14	3	0	9	0	9	0
Pct 9748 - VBM Reporting	888	211	23.76	18	14	5	64	37	6	7	9	2	27	2
Pct 9749 - Election Day Reporting	770	59	7.66	5	6	4	27	6	4	0	1	0	6	0
Pct 9749 - VBM Reporting	770	145	18.83	13	13	5	51	17	16	3	6	0	21	0
Pct 9751 - Election Day Reporting	854	77	9.02	8	5	6	30	13	1	2	7	0	5	0
Pct 9751 - VBM Reporting	854	236	27.63	28	12	9	93	28	14	5	19	1	27	0
Pct 9752 - Election Day Reporting	652	63	9.66	5	5	3	24	7	2	2	9	0	6	0
Pct 9752 - VBM Reporting	652	202	30.98	12	14	17	64	27	2	7	18	0	21	0
Pct 9753 - Election Day Reporting	691	56	8.10	4	5	2	30	3	0	1	3	0	8	0
Pct 9753 - VBM Reporting	691	160	23.15	10	12	12	77	15	4	0	4	0	24	2
Pct 9754 - Election Day Reporting	664	73	10.99	3	9	10	31	6	2	0	7	0	5	0
Pct 9754 - VBM Reporting	664	167	25.15	11	23	9	69	18	12	2	6	1	16	0
Pct 9755 - Election Day Reporting	504	52	10.32	3	7	3	19	3	2	1	2	1	11	0
Pct 9755 - VBM Reporting	504	131	25.99	11	19	5	51	17	4	1	3	1	17	2
Pct 9756 - Election Day Reporting	786	48	6.11	2	3	4	15	8	3	1	6	0	6	0
Pct 9756 - VBM Reporting	786	180	22.90	28	7	15	68	28	5	7	5	0	16	1
Pct 9801 - Election Day Reporting	381	40	10.50	3	6	5	12	3	1	2	4	0	4	0
Pct 9801 - VBM Reporting	381	80	21.00	4	6	7	34	8	9	0	3	0	9	0
Pct 9900 MB - Election Day Repo	0	0	0.00	0	0	0	0	0	0	0	0	0	0	0
Pct 9900 MB - VBM Reporting	0	0	0.00	0	0	0	0	0	0	0	0	0	0	0
Pct 9901 MB - Election Day Repo	0	0	0.00	0	0	0	0	0	0	0	0	0	0	0
Pct 9901 MB - VBM Reporting	0	0	0.00	0	0	0	0	0	0	0	0	0	0	0
Pct 9902 MB - Election Day Repo	0	0	0.00	0	0	0	0	0	0	0	0	0	0	0
Pct 9902 MB - VBM Reporting	0	0	0.00	0	0	0	0	0	0	0	0	0	0	0
Election Day Reporting Totals	435757	39406	9.04	4386	5746	3033	13676	2923	1085	572	3201	101	4618	65

**THE CITY AND COUNTY OF SAN FRANCISCO Statement of Vote  
PRIMARY ELECTION JUNE 2014**

NON-PARTISAN SECRETARY OF STATE														
	Registration	Ballots Cast	Turnout(%)	SECRETARY OF STATE LELAND YEE	DEREK CRESSMAN	DAVID CURTIS	ALEX PADILLA	PETE PETERSON	JEFFREY H. DROBMAN	ROY ALLMOND	DAN SCHNUR	WRITE IN	Under Vote	Over Vote
VBM Reporting Totals	435757	89993	20.65	9352	10069	4519	32618	10110	3642	1758	5947	221	11370	387
District Totals - Absentee														
District Grand Totals														
12TH CONGRESSIONAL DISTRICT	385648	114107	29.59	12363	14604	6831	40277	10937	4074	1957	8063	273	14327	401
13TH CONGRESSIONAL DISTRICT	0	0	0.00	0	0	0	0	0	0	0	0	0	0	0
14TH CONGRESSIONAL DISTRICT	50109	15292	30.52	1375	1211	721	6017	2096	653	373	1085	49	1661	51
11TH SENATORIAL DISTRICT	435757	129399	29.70	13738	15815	7552	46294	13033	4727	2330	9148	322	15988	452
17TH ASSEMBLY DISTRICT	251482	76933	30.59	9182	11162	4845	27133	5842	2565	972	5103	191	9618	320
19TH ASSEMBLY DISTRICT	184275	52466	28.47	4556	4653	2707	19161	7191	2162	1358	4045	131	6370	132
BOARD OF EQ. DISTRICT 2	435757	129399	29.70	13738	15815	7552	46294	13033	4727	2330	9148	322	15988	452
SUPERVISORIAL DISTRICT 1	37767	10489	27.77	939	1084	627	3825	1258	440	245	709	21	1311	30
SUPERVISORIAL DISTRICT 2	43533	11996	27.56	989	992	463	3774	2057	381	281	1442	23	1566	28
SUPERVISORIAL DISTRICT 3	33270	10359	31.14	1186	1226	526	3316	1160	402	171	777	31	1523	41
SUPERVISORIAL DISTRICT 4	37949	10880	28.67	938	906	605	3995	1516	529	365	636	29	1347	14
SUPERVISORIAL DISTRICT 5	47671	13086	27.45	1558	2077	948	4576	789	447	146	907	25	1563	50
SUPERVISORIAL DISTRICT 6	34002	9061	26.65	1259	1142	583	2921	868	434	132	508	32	1100	82
SUPERVISORIAL DISTRICT 7	42355	14311	33.79	1212	1210	683	5286	2010	511	342	1284	33	1707	33
SUPERVISORIAL DISTRICT 8	53703	19219	35.79	2123	3010	1235	7023	1008	504	154	1566	36	2542	18
SUPERVISORIAL DISTRICT 9	38405	12015	31.28	1348	2172	941	4385	679	327	151	547	27	1380	58
SUPERVISORIAL DISTRICT 10	35021	8924	25.48	1229	1122	472	3378	690	332	139	436	25	1052	49
SUPERVISORIAL DISTRICT 11	32081	9059	28.24	957	874	469	3815	998	420	204	336	40	897	49
CITY/COUNTY OF SAN FRANCISCO	435757	129399	29.70	13738	15815	7552	46294	13033	4727	2330	9148	322	15988	452
BAYVIEW/HUNTERS POINT	16695	3854	23.08	613	428	162	1544	313	158	53	106	13	436	28
CHINATOWN	14573	4367	29.97	485	511	206	1408	473	175	73	327	14	680	15
CIVIC CENTER/DOWNTOWN	24423	6808	27.88	975	879	451	2265	671	272	100	363	24	750	58
DIAMOND HEIGHTS	6435	2633	40.92	265	323	129	1053	196	67	29	245	7	317	2
EXCELSIOR (OUTER MISSION)	23621	6928	29.33	713	664	349	2908	806	318	173	267	23	667	40
HAIGHT ASHBURY	13174	3684	27.96	414	689	293	1217	183	94	19	277	5	483	10
INGLESIDE	10997	2683	25.81	299	251	160	1114	262	140	44	94	17	292	10
INNER SUNSET	8836	2387	27.01	211	323	175	831	192	91	45	201	5	309	4
LAKE MERCED	7477	1812	24.23	194	124	106	648	287	75	41	128	6	197	6
LAUREL HEIGHTS/ANZA VISTA	8629	2287	26.50	188	247	139	820	249	85	52	217	4	283	3
MARINA/PACIFIC HEIGHTS	34833	9391	26.88	821	765	361	2917	1627	292	223	1097	18	1246	24
MISSION	28168	7962	28.27	884	1626	731	2746	372	198	63	395	18	883	46
NOE VALLEY	15911	5531	34.76	556	866	372	1982	309	141	36	480	12	774	3
NORTH BERNAL HTS	8108	3099	38.22	325	661	216	1088	103	77	25	185	8	406	5
NORTH EMBARCADERO	6066	2166	35.71	224	246	103	601	284	82	44	195	5	374	8
PORTOLA	7972	2539	31.85	285	235	117	1025	293	97	83	102	4	275	13
POTRERO HILL	12285	3536	28.78	389	573	243	1175	215	119	38	302	5	464	13
RICHMOND	32988	9245	28.03	838	960	550	3366	1114	381	214	612	19	1143	28
SEA CLIFF/PRESIDIO HEIGHTS	7363	2366	32.13	171	194	94	779	395	92	54	277	5	301	4
SOUTH BERNAL HEIGHT	8738	3004	34.38	331	478	230	1142	144	70	35	197	3	368	6
SOUTH OF MARKET	18900	5193	27.48	683	615	298	1673	523	256	72	317	19	701	36
SUNSET	37410	10737	28.70	924	891	601	3934	1503	527	362	630	28	1323	14
UPPER MARKET/EUREKA VALL	17459	6607	37.84	826	985	386	2459	297	187	39	502	12	910	4
VISITATION VALLEY	7291	1871	25.66	248	172	78	731	202	85	52	80	8	205	10
WEST OF TWIN PEAKS	31559	11503	36.45	925	992	503	4255	1611	385	282	1108	25	1391	26
WESTERN ADDITION	27878	7710	27.66	992	1187	522	2777	464	283	83	470	16	876	40
Grand Totals	435757	128399	29.70	13738	15815	7552	46294	13033	4727	2330	9148	322	15988	452



**THE CITY AND COUNTY OF SAN FRANCISCO Statement of Vote  
PRIMARY ELECTION JUNE 2014**

NON-PARTISAN - STATE CONTROLLER														
	Registration	Ballots Cast	Turnout (%)	STATE CONTROLLER BETTY T. YEE	LAURA WELLS	TAMMY D. BLAIR	JOHN A. PÉREZ	DAVID EVANS	ASHLEY SWEARENGIN	WRITE-IN	Under Vote	Over Vote		
Pct 1101 - Election Day Reporting	484	35	7.23	12	2	2	11	3	1	0	4	0		
Pct 1101 - VBM Reporting	484	106	21.90	35	8	7	35	9	3	1	8	0		
Pct 1102 - Election Day Reporting	873	94	10.77	27	9	4	35	3	2	0	14	0		
Pct 1102 - VBM Reporting	873	192	21.99	69	10	8	55	29	6	0	15	0		
Pct 1103 - Election Day Reporting	827	76	9.19	25	4	2	30	6	2	0	7	0		
Pct 1103 - VBM Reporting	827	215	26.00	96	12	8	43	25	9	0	22	0		
Pct 1104/1105 - Election Day Rep	817	65	7.96	12	5	2	31	7	2	0	5	1		
Pct 1104/1105 - VBM Reporting	817	155	18.97	50	14	13	45	17	4	1	11	0		
Pct 1106 - Election Day Reporting	681	43	6.31	14	5	2	10	4	1	0	7	0		
Pct 1106 - VBM Reporting	681	144	21.15	49	18	8	37	12	10	0	10	0		
Pct 1107 - Election Day Reporting	661	45	6.81	18	1	2	14	3	3	0	4	0		
Pct 1107 - VBM Reporting	661	124	18.76	51	7	9	34	7	4	0	12	0		
Pct 1108 - Election Day Reporting	827	57	6.89	19	6	3	19	0	2	0	8	0		
Pct 1108 - VBM Reporting	827	195	23.58	84	15	11	52	16	8	2	7	0		
Pct 1109 - Election Day Reporting	707	49	6.93	19	4	3	14	2	1	0	6	0		
Pct 1109 - VBM Reporting	707	164	23.20	65	10	9	37	17	6	1	19	0		
Pct 1111 - Election Day Reporting	859	66	7.68	23	5	6	22	4	3	0	3	0		
Pct 1111 - VBM Reporting	859	194	22.58	94	20	9	36	23	2	0	10	0		
Pct 1112 - Election Day Reporting	638	32	5.02	13	2	1	10	2	0	0	4	0		
Pct 1112 - VBM Reporting	638	124	19.44	67	5	9	17	8	1	0	17	0		
Pct 1113 - Election Day Reporting	622	28	4.50	11	4	0	7	1	1	0	4	0		
Pct 1113 - VBM Reporting	622	155	24.92	55	13	5	34	22	8	0	16	2		
Pct 1114 - Election Day Reporting	788	62	7.87	26	7	3	14	6	2	0	4	0		
Pct 1114 - VBM Reporting	788	161	20.43	50	7	13	42	26	13	0	10	0		
Pct 1115 - Election Day Reporting	760	33	4.34	15	3	1	8	2	3	0	1	0		
Pct 1115 - VBM Reporting	760	132	17.37	40	10	12	30	11	8	0	19	2		
Pct 1116 - Election Day Reporting	781	38	4.87	6	2	5	11	3	2	0	9	0		
Pct 1116 - VBM Reporting	781	167	21.38	71	10	8	51	7	1	0	18	1		
Pct 1117 - Election Day Reporting	711	51	7.17	11	7	4	14	6	1	0	8	0		
Pct 1117 - VBM Reporting	711	139	19.55	42	10	15	30	17	3	2	20	0		
Pct 1118 - Election Day Reporting	855	55	6.43	19	7	4	17	1	2	0	5	0		
Pct 1118 - VBM Reporting	855	176	20.82	62	17	12	41	22	5	1	18	0		
Pct 1119 - Election Day Reporting	676	34	5.03	10	8	0	10	0	4	0	2	0		
Pct 1119 - VBM Reporting	676	133	19.67	46	7	7	43	9	7	2	10	2		
Pct 1121 - Election Day Reporting	597	53	8.88	16	8	4	16	4	0	1	4	0		
Pct 1121 - VBM Reporting	597	136	22.78	57	6	7	33	9	5	2	17	0		
Pct 1122 - Election Day Reporting	541	33	6.10	14	0	3	10	5	0	0	1	0		
Pct 1122 - VBM Reporting	541	112	20.70	50	4	6	23	10	3	0	15	1		
Pct 1123 - Election Day Reporting	798	32	4.01	13	3	1	10	0	1	0	3	1		
Pct 1123 - VBM Reporting	798	108	13.53	50	8	4	31	7	0	0	8	0		
Pct 1124 - Election Day Reporting	673	40	5.94	13	2	1	13	3	1	0	7	0		
Pct 1124 - VBM Reporting	673	102	15.16	40	6	5	31	9	3	0	7	1		
Pct 1125 - Election Day Reporting	846	16	1.89	2	3	0	6	3	0	0	2	0		
Pct 1125 - VBM Reporting	846	174	20.57	66	9	17	42	22	7	0	10	1		
Pct 1126 - Election Day Reporting	789	29	3.68	12	3	1	11	1	1	0	0	0		
Pct 1126 - VBM Reporting	789	160	20.28	65	12	11	47	12	4	0	9	0		
Pct 1127 - Election Day Reporting	791	69	8.72	23	6	5	21	3	5	1	4	1		
Pct 1127 - VBM Reporting	791	164	20.73	74	7	10	27	23	4	1	17	1		
Pct 1128 - Election Day Reporting	719	40	5.56	13	3	3	13	4	0	0	4	0		
Pct 1128 - VBM Reporting	719	168	23.37	64	6	14	37	17	9	1	19	1		
Pct 1129 - Election Day Reporting	791	50	6.32	14	2	1	17	7	3	2	4	0		
Pct 1129 - VBM Reporting	791	165	20.86	67	13	12	32	15	12	1	10	3		
Pct 1131 - Election Day Reporting	702	32	4.56	9	1	0	11	3	1	0	7	0		
Pct 1131 - VBM Reporting	702	161	22.93	45	11	16	45	21	9	0	12	2		
Pct 1132 - Election Day Reporting	829	61	7.36	22	6	0	23	4	0	1	5	0		
Pct 1132 - VBM Reporting	829	191	23.04	68	4	8	53	28	10	1	18	1		
Pct 1133 - Election Day Reporting	769	37	4.81	10	3	1	12	8	1	0	2	0		

**THE CITY AND COUNTY OF SAN FRANCISCO Statement of Vote  
PRIMARY ELECTION JUNE 2014**

NON-PARTISAN STATE CONTROLLER														
	Registration	Ballois Cast	Turnout(%)	STATE CONTROLLER BETTY T. YEE	LAURA WELLS	TAMMY D. BLAIR	JOHN A. PEREZ	DAVID EVANS	ASHLEY SWEARENGIN	WRITE-IN	Under Vote	Over Vote		
Pct 1133 - VBM Reporting	769	191	24.84	58	13	14	59	29	6	0	11	1		
Pct 1134 - Election Day Reporting	688	48	6.98	18	7	0	15	3	2	0	3	0		
Pct 1134 - VBM Reporting	688	146	21.22	65	6	4	34	11	6	1	19	0		
Pct 1135 - Election Day Reporting	456	27	5.92	12	1	1	9	2	0	0	2	0		
Pct 1135 - VBM Reporting	456	121	26.54	41	6	4	34	16	7	0	11	2		
Pct 1136 - Election Day Reporting	707	30	4.24	12	2	2	7	3	0	0	4	0		
Pct 1136 - VBM Reporting	707	179	25.32	59	14	6	50	27	8	1	12	2		
Pct 1141 - Election Day Reporting	859	48	5.59	19	7	3	15	1	1	0	2	0		
Pct 1141 - VBM Reporting	859	204	23.75	94	20	6	45	13	6	0	18	2		
Pct 1142 - Election Day Reporting	793	48	6.05	15	1	3	19	3	0	0	7	0		
Pct 1142 - VBM Reporting	793	187	23.58	71	23	3	40	19	15	0	16	0		
Pct 1143 - Election Day Reporting	843	76	9.02	11	10	0	40	4	3	0	6	0		
Pct 1143 - VBM Reporting	843	186	22.06	66	17	4	50	21	7	1	19	1		
Pct 1144 - Election Day Reporting	751	56	7.72	15	5	4	17	5	4	0	8	0		
Pct 1144 - VBM Reporting	751	143	19.04	54	11	2	37	15	9	1	12	2		
Pct 1145 - Election Day Reporting	805	58	7.20	15	5	2	24	2	2	0	8	0		
Pct 1145 - VBM Reporting	805	205	25.47	87	15	12	60	16	3	0	11	1		
Pct 1146 - Election Day Reporting	826	56	6.78	14	11	1	18	3	7	0	2	0		
Pct 1146 - VBM Reporting	826	196	23.73	45	19	12	70	20	6	1	20	3		
Pct 1147 - Election Day Reporting	779	73	9.24	27	9	1	21	3	2	0	9	0		
Pct 1147 - VBM Reporting	779	179	22.98	71	15	8	37	25	12	0	10	1		
Pct 1148 - Election Day Reporting	798	60	7.52	16	4	3	22	6	4	0	5	0		
Pct 1148 - VBM Reporting	798	168	21.05	62	10	8	37	25	13	0	11	2		
Pct 1149 - Election Day Reporting	812	69	8.50	17	7	3	30	5	3	0	4	0		
Pct 1149 - VBM Reporting	812	164	20.20	51	14	8	49	26	3	0	13	0		
Pct 1151 MB - Election Day Repo	0	0	0.00	0	0	0	0	0	0	0	0	0		
Pct 1151 MB - VBM Reporting	0	0	0.00	0	0	0	0	0	0	0	0	0		
Pct 1152 - Election Day Reporting	764	66	8.64	14	8	2	21	12	2	0	7	0		
Pct 1152 - VBM Reporting	764	181	23.69	74	10	9	55	20	3	0	10	0		
Pct 1153 - Election Day Reporting	788	65	8.25	21	2	2	21	5	5	0	9	0		
Pct 1153 - VBM Reporting	788	154	19.54	46	12	7	42	32	12	0	3	0		
Pct 1154 MB - Election Day Repo	0	0	0.00	0	0	0	0	0	0	0	0	0		
Pct 1154 MB - VBM Reporting	0	0	0.00	0	0	0	0	0	0	0	0	0		
Pct 7001 - Election Day Reporting	641	42	6.55	9	7	2	17	3	1	0	3	0		
Pct 7001 - VBM Reporting	641	105	16.38	42	10	3	17	9	3	0	24	0		
Pct 7002 - Election Day Reporting	820	52	6.34	18	8	3	13	0	2	0	8	0		
Pct 7002 - VBM Reporting	820	167	20.37	68	13	8	35	18	10	0	15	0		
Pct 7003 - Election Day Reporting	792	103	13.26	38	19	4	22	4	3	0	15	0		
Pct 7003 - VBM Reporting	792	162	20.45	76	7	7	39	15	3	0	15	0		
Pct 7004 - Election Day Reporting	784	81	10.33	35	7	3	17	4	0	0	15	0		
Pct 7004 - VBM Reporting	784	150	19.13	53	14	2	34	11	10	0	25	1		
Pct 7005 - Election Day Reporting	776	98	12.76	49	8	2	20	5	2	0	13	0		
Pct 7005 - VBM Reporting	776	149	19.20	56	13	1	32	10	8	0	28	1		
Pct 7006 - Election Day Reporting	825	91	11.03	29	14	4	27	4	3	0	10	0		
Pct 7006 - VBM Reporting	825	152	18.42	56	19	4	36	14	2	3	18	0		
Pct 7007 - Election Day Reporting	897	96	10.70	37	12	5	24	4	4	0	10	0		
Pct 7007 - VBM Reporting	897	188	21.07	79	14	4	37	11	9	0	35	0		
Pct 7008 - Election Day Reporting	787	122	15.50	46	6	1	38	9	1	1	21	1		
Pct 7008 - VBM Reporting	787	206	26.18	78	15	7	57	19	7	2	19	2		
Pct 7009 - Election Day Reporting	805	53	6.58	22	10	2	11	2	3	0	3	0		
Pct 7009 - VBM Reporting	805	185	22.98	87	13	8	35	15	6	1	20	0		
Pct 7011 - Election Day Reporting	876	50	5.71	23	3	3	15	1	0	0	5	0		
Pct 7011 - VBM Reporting	876	117	13.36	36	8	14	37	4	4	0	14	0		
Pct 7012 - Election Day Reporting	908	102	11.23	45	8	3	27	8	2	0	9	0		
Pct 7012 - VBM Reporting	908	166	18.61	67	13	6	44	13	7	1	16	2		
Pct 7013 - Election Day Reporting	554	44	7.94	16	3	4	11	1	1	0	8	0		
Pct 7013 - VBM Reporting	554	100	18.05	46	8	5	27	2	2	0	9	0		

**THE CITY AND COUNTY OF SAN FRANCISCO Statement of Vote  
PRIMARY ELECTION JUNE 2014**

NON-PARTISAN STATE CONTROLLER														
	Registration	Ballots Cast	Turnout(%)	STATE CONTROLLER BETTY T. YEE	LAURA WELLS	TAMMY D. BLAIR	JOHN A. PÉREZ	DAVID EVANS	ASHLEY SWEARENGIN	WRITE-IN	Under Vote	Over Vote		
Pct 7014 - Election Day Reporting	940	78	8.30	25	17	1	16	6	3	0	10	0		
Pct 7014 - VBM Reporting	940	168	17.87	65	19	4	47	6	6	0	21	0		
Pct 7015 MB - Election Day Repo	66	0	0.00	0	0	0	0	0	0	0	0	0		
Pct 7015 MB - VBM Reporting	66	13	19.70	5	1	0	4	1	1	0	1	0		
Pct 7016 - Election Day Reporting	787	40	5.08	11	3	0	18	2	2	0	4	0		
Pct 7016 - VBM Reporting	787	141	17.92	58	11	7	31	12	2	2	14	4		
Pct 7017 - Election Day Reporting	676	17	2.51	6	0	1	6	0	0	0	4	0		
Pct 7017 - VBM Reporting	676	94	13.91	36	13	5	25	3	3	0	9	0		
Pct 7018 - Election Day Reporting	840	42	5.00	16	2	3	15	2	2	0	2	0		
Pct 7018 - VBM Reporting	840	242	28.81	98	12	17	56	26	1	1	29	2		
Pct 7019 - Election Day Reporting	851	45	5.23	23	2	1	9	4	3	0	3	0		
Pct 7019 - VBM Reporting	851	222	25.78	80	13	19	59	18	8	0	23	2		
Pct 7021 - Election Day Reporting	841	58	6.90	19	6	4	16	3	0	1	9	0		
Pct 7021 - VBM Reporting	841	143	17.00	46	11	19	39	11	6	0	7	4		
Pct 7022 - Election Day Reporting	888	45	5.07	9	4	6	16	1	2	0	7	0		
Pct 7022 - VBM Reporting	888	152	17.12	62	9	12	43	7	4	0	15	0		
Pct 7023 - Election Day Reporting	823	40	4.86	15	3	3	14	1	1	0	3	0		
Pct 7023 - VBM Reporting	823	168	20.41	60	10	13	52	8	7	0	17	1		
Pct 7024 - Election Day Reporting	263	3	1.14	0	0	2	1	0	0	0	0	0		
Pct 7024 - VBM Reporting	263	13	4.94	4	1	1	5	1	0	0	1	0		
Pct 7025 - Election Day Reporting	417	18	4.32	3	5	2	7	0	0	0	1	0		
Pct 7025 - VBM Reporting	417	32	7.67	16	2	2	7	2	0	0	3	0		
Pct 7026 - Election Day Reporting	837	48	5.50	10	2	8	14	4	1	0	7	0		
Pct 7026 - VBM Reporting	837	238	28.08	117	13	8	47	29	9	0	11	1		
Pct 7027 - Election Day Reporting	775	53	6.84	18	2	3	17	5	1	0	7	0		
Pct 7027 - VBM Reporting	775	147	18.97	69	6	7	29	14	1	0	21	0		
Pct 7028 - Election Day Reporting	762	32	4.20	5	4	2	16	0	1	0	4	0		
Pct 7028 - VBM Reporting	762	91	11.94	30	4	8	35	5	1	0	7	1		
Pct 7029 - Election Day Reporting	802	27	3.37	7	4	3	10	2	0	0	1	0		
Pct 7029 - VBM Reporting	802	105	13.09	30	8	11	31	5	8	1	8	3		
Pct 7030 - Election Day Reporting	669	36	5.38	15	1	3	8	7	0	0	2	0		
Pct 7030 - VBM Reporting	669	180	26.91	97	8	4	33	17	6	0	14	1		
Pct 7031 - Election Day Reporting	358	12	3.35	5	1	1	4	0	0	0	1	0		
Pct 7031 - VBM Reporting	358	121	33.80	59	8	5	26	5	2	0	15	1		
Pct 7032 - Election Day Reporting	799	49	6.13	13	5	5	18	4	0	0	4	0		
Pct 7032 - VBM Reporting	799	151	18.90	49	7	18	45	16	3	0	11	2		
Pct 7033 - Election Day Reporting	706	47	6.66	14	3	1	19	3	2	1	4	0		
Pct 7033 - VBM Reporting	706	101	14.31	37	3	8	40	4	4	0	5	0		
Pct 7034 - Election Day Reporting	767	13	1.69	4	1	3	2	3	0	0	0	0		
Pct 7034 - VBM Reporting	767	58	7.69	25	5	9	17	0	3	0	0	0		
Pct 7035 - Election Day Reporting	311	23	7.40	8	0	2	13	0	0	0	2	0		
Pct 7035 - VBM Reporting	311	41	13.18	22	3	5	5	4	0	0	2	0		
Pct 7036 - Election Day Reporting	813	25	3.08	9	2	1	10	0	2	0	1	0		
Pct 7036 - VBM Reporting	813	171	21.03	80	11	15	33	18	7	0	7	0		
Pct 7037 - Election Day Reporting	687	15	2.18	3	0	3	6	1	0	0	2	0		
Pct 7037 - VBM Reporting	687	41	5.97	15	2	7	9	2	3	0	3	0		
Pct 7038 - Election Day Reporting	807	14	1.73	2	1	1	5	1	0	0	4	0		
Pct 7038 - VBM Reporting	807	171	21.19	84	8	13	43	11	3	0	9	0		
Pct 7039 - Election Day Reporting	705	58	8.23	12	3	3	23	8	3	0	6	0		
Pct 7039 - VBM Reporting	705	141	20.00	64	8	4	27	24	0	1	13	0		
Pct 7041 MB - Election Day Repo	53	0	0.00	0	0	0	0	0	0	0	0	0		
Pct 7041 MB - VBM Reporting	53	14	26.42	8	0	0	2	4	0	0	0	0		
Pct 7042 - Election Day Reporting	586	24	4.10	5	0	1	14	0	3	0	1	0		
Pct 7042 - VBM Reporting	586	130	22.18	46	9	7	39	14	7	0	7	1		
Pct 7043 - Election Day Reporting	765	23	3.01	5	1	2	10	3	0	0	2	0		
Pct 7043 - VBM Reporting	765	152	19.87	60	7	10	42	15	3	0	15	0		
Pct 7044 - Election Day Reporting	754	27	3.58	6	2	3	10	1	0	0	5	0		

**THE CITY AND COUNTY OF SAN FRANCISCO Statement of Vote  
PRIMARY ELECTION JUNE 2014**

NON-PARTISAN STATE CONTROLLER														
	Registration	Ballots Cast	Turnout (%)	STATE CONTROLLER BETTY T. YEE	LAURA WELLS	TAMMY D. BLAIR	JOHN A. PÉREZ	DAVID EVANS	ASHLEY SWEARENGIN	WRITE-IN	Under Vote	Over Vote		
Pct 7044 - VBM Reporting	754	61	8.09	20	6	5	16	7	2	0	5	0		
Pct 7045 - Election Day Reporting	692	42	6.07	12	1	3	12	2	3	0	9	0		
Pct 7045 - VBM Reporting	692	181	26.16	95	3	7	33	25	4	0	11	2		
Pct 7046 - Election Day Reporting	389	25	6.43	8	0	4	9	2	0	0	2	0		
Pct 7046 - VBM Reporting	389	95	24.42	37	9	5	21	12	3	0	7	1		
Pct 7047 - Election Day Reporting	744	45	6.05	16	6	4	10	4	1	0	3	1		
Pct 7047 - VBM Reporting	744	195	26.75	89	9	6	47	22	6	0	20	0		
Pct 7048 - Election Day Reporting	725	40	5.52	10	3	6	10	2	3	0	6	0		
Pct 7048 - VBM Reporting	725	125	17.79	43	10	14	36	14	2	3	7	0		
Pct 7049 - Election Day Reporting	724	37	5.11	18	1	7	3	3	0	1	4	0		
Pct 7049 - VBM Reporting	724	156	21.55	63	5	8	36	26	6	0	12	0		
Pct 7051 - Election Day Reporting	771	29	3.76	17	2	2	5	1	0	0	2	0		
Pct 7051 - VBM Reporting	771	195	25.81	116	5	6	32	19	10	0	11	0		
Pct 7052 - Election Day Reporting	749	47	6.28	13	1	1	18	5	1	0	8	0		
Pct 7052 - VBM Reporting	749	156	20.83	75	4	7	34	16	8	1	9	2		
Pct 7053 - Election Day Reporting	400	13	3.25	3	0	2	4	1	2	0	1	0		
Pct 7053 - VBM Reporting	400	117	29.25	41	9	2	25	28	5	0	7	0		
Pct 7054 - Election Day Reporting	770	39	5.06	9	5	3	13	5	0	0	3	1		
Pct 7054 - VBM Reporting	770	119	15.45	54	4	9	38	3	1	1	8	1		
Pct 7101 MB - Election Day Repo	118	2	1.69	1	0	0	0	0	0	0	1	0		
Pct 7101 MB - VBM Reporting	118	28	23.73	10	4	0	7	0	0	0	6	1		
Pct 7201 - Election Day Reporting	823	69	8.38	31	6	2	14	4	2	0	10	0		
Pct 7201 - VBM Reporting	823	169	20.53	60	10	5	32	27	14	0	20	1		
Pct 7202 - Election Day Reporting	773	76	9.83	31	6	2	16	6	0	0	15	0		
Pct 7202 - VBM Reporting	773	178	23.03	56	11	5	28	41	17	0	20	0		
Pct 7203 - Election Day Reporting	779	65	8.34	25	4	5	21	4	1	0	5	0		
Pct 7203 - VBM Reporting	779	122	15.66	49	5	2	20	12	16	1	17	0		
Pct 7204 - Election Day Reporting	806	64	7.94	19	7	3	15	4	6	0	10	0		
Pct 7204 - VBM Reporting	806	206	25.56	89	14	7	27	28	13	0	28	0		
Pct 7205 - Election Day Reporting	814	81	9.95	32	4	2	15	12	6	1	9	0		
Pct 7205 - VBM Reporting	814	226	28.01	77	9	7	37	37	22	0	39	0		
Pct 7206 - Election Day Reporting	338	33	9.76	10	3	4	8	3	1	0	4	0		
Pct 7206 - VBM Reporting	338	51	15.09	20	7	1	11	6	1	0	5	0		
Pct 7207 - Election Day Reporting	546	32	5.86	17	3	0	3	2	3	0	3	1		
Pct 7207 - VBM Reporting	546	102	18.68	40	5	7	13	16	10	0	11	0		
Pct 7208 - Election Day Reporting	525	33	6.29	11	3	0	11	0	1	0	7	0		
Pct 7208 - VBM Reporting	525	133	25.33	46	7	4	25	29	7	-1	13	3		
Pct 7209 - Election Day Reporting	476	36	7.56	20	3	0	6	3	0	0	4	0		
Pct 7209 - VBM Reporting	476	186	39.08	59	9	2	45	26	8	0	36	1		
Pct 7301 - Election Day Reporting	838	63	7.52	21	5	2	8	10	4	0	13	0		
Pct 7301 - VBM Reporting	838	178	21.24	64	7	15	29	29	13	1	20	0		
Pct 7302 - Election Day Reporting	722	77	10.66	33	2	4	16	9	0	0	12	1		
Pct 7302 - VBM Reporting	722	263	36.43	102	16	6	36	54	11	0	36	2		
Pct 7303 - Election Day Reporting	839	86	10.25	30	6	3	18	9	4	0	16	0		
Pct 7303 - VBM Reporting	839	169	20.14	74	16	6	25	21	6	1	19	1		
Pct 7304 - Election Day Reporting	856	91	10.63	34	10	1	22	6	6	0	12	0		
Pct 7304 - VBM Reporting	856	187	21.85	73	14	9	28	26	11	1	25	0		
Pct 7305 - Election Day Reporting	782	98	12.53	32	9	4	11	11	11	0	20	0		
Pct 7305 - VBM Reporting	782	199	25.45	69	15	6	30	30	13	0	36	0		
Pct 7306 - Election Day Reporting	880	75	8.52	27	5	1	19	8	1	1	13	0		
Pct 7306 - VBM Reporting	880	178	20.23	61	16	5	37	20	15	0	24	0		
Pct 7307 - Election Day Reporting	673	65	9.66	30	6	5	12	1	1	0	10	0		
Pct 7307 - VBM Reporting	673	151	22.44	67	7	7	24	19	9	0	18	0		
Pct 7308 - Election Day Reporting	533	59	11.07	22	1	1	13	4	2	0	16	0		
Pct 7308 - VBM Reporting	533	158	29.64	59	10	5	19	34	4	0	27	0		
Pct 7309 - Election Day Reporting	738	70	9.49	29	2	1	21	8	3	0	6	0		
Pct 7309 - VBM Reporting	738	99	13.41	41	9	2	24	10	8	0	5	0		

**THE CITY AND COUNTY OF SAN FRANCISCO Statement of Vote  
PRIMARY ELECTION JUNE 2014**

NON-PARTISAN STATE CONTROLLER														
	Registration	Ballots Cast	Turnout (%)	STATE CONTROLLER BETTY T. YEE	LAURA WELLS	TAMMY D. BLAIR	JOHN A. PÉREZ	DAVID EVANS	ASHLEY SWEARENGIN	WRITE-IN	Under Vote	Over Vote		
Pct 7311 - Election Day Reporting	795	66	8.30	27	8	1	16	6	0	1	7	0		
Pct 7311 - VBM Reporting	795	151	18.99	67	9	2	30	20	1	0	22	0		
Pct 7312 - Election Day Reporting	809	74	9.15	35	3	4	9	11	4	1	7	0		
Pct 7312 - VBM Reporting	809	242	29.91	82	19	6	40	43	15	3	34	0		
Pct 7313 - Election Day Reporting	768	72	9.38	32	11	1	13	7	4	0	4	0		
Pct 7313 - VBM Reporting	768	187	24.35	94	7	9	17	23	8	1	27	1		
Pct 7314 - Election Day Reporting	614	43	7.00	15	7	0	5	4	0	0	12	0		
Pct 7314 - VBM Reporting	614	142	23.13	74	5	6	23	10	7	0	16	1		
Pct 7315 - Election Day Reporting	629	55	8.74	22	4	1	8	3	0	0	17	0		
Pct 7315 - VBM Reporting	629	110	17.49	50	6	5	22	8	6	1	10	2		
Pct 7316 - Election Day Reporting	721	54	7.49	16	8	3	12	4	3	0	8	0		
Pct 7316 - VBM Reporting	721	160	22.19	69	21	5	29	9	6	1	18	2		
Pct 7317 - Election Day Reporting	823	80	9.72	31	9	5	14	10	6	1	8	0		
Pct 7317 - VBM Reporting	823	242	29.40	109	16	9	35	26	9	0	37	1		
Pct 7318 - Election Day Reporting	653	61	9.34	19	7	3	9	6	7	0	10	0		
Pct 7318 - VBM Reporting	653	162	24.81	73	9	4	22	14	11	0	28	1		
Pct 7319 - Election Day Reporting	856	50	5.84	22	5	2	7	3	3	0	6	2		
Pct 7319 - VBM Reporting	856	157	18.34	71	17	7	19	19	9	1	14	0		
Pct 7321 - Election Day Reporting	580	46	7.93	24	1	1	5	3	4	0	8	0		
Pct 7321 - VBM Reporting	580	131	22.59	73	3	3	19	10	4	0	18	1		
Pct 7322 - Election Day Reporting	743	34	4.58	20	1	2	5	1	1	0	4	0		
Pct 7322 - VBM Reporting	743	224	30.15	126	3	6	32	25	4	0	27	1		
Pct 7323 - Election Day Reporting	664	71	10.69	29	12	3	8	7	2	0	10	0		
Pct 7323 - VBM Reporting	664	121	18.22	65	10	5	21	8	2	0	10	0		
Pct 7324 - Election Day Reporting	656	46	7.01	23	3	2	9	4	2	0	3	0		
Pct 7324 - VBM Reporting	656	120	18.29	62	4	2	20	6	8	0	18	0		
Pct 7325 - Election Day Reporting	774	65	8.91	34	9	1	4	8	1	0	12	0		
Pct 7325 - VBM Reporting	774	134	17.31	67	9	5	14	9	6	0	22	2		
Pct 7326 - Election Day Reporting	736	63	8.56	26	5	2	12	8	2	0	8	0		
Pct 7326 - VBM Reporting	736	157	21.33	79	9	3	15	23	12	1	15	0		
Pct 7327 - Election Day Reporting	546	33	6.04	13	2	3	6	3	1	0	5	0		
Pct 7327 - VBM Reporting	546	156	28.57	98	4	3	13	9	9	0	19	1		
Pct 7328 - Election Day Reporting	730	36	4.93	10	4	3	4	1	1	1	12	0		
Pct 7328 - VBM Reporting	730	230	31.51	117	5	11	37	26	7	1	22	4		
Pct 7329 - Election Day Reporting	418	31	7.42	11	0	0	5	6	4	0	5	0		
Pct 7329 - VBM Reporting	418	125	29.90	45	9	2	18	20	15	0	15	1		
Pct 7331 - Election Day Reporting	798	115	14.41	33	4	5	23	18	9	1	22	0		
Pct 7331 - VBM Reporting	798	296	37.09	112	6	8	64	48	20	0	37	1		
Pct 7332 - Election Day Reporting	710	64	9.01	19	8	1	21	4	2	0	9	0		
Pct 7332 - VBM Reporting	710	117	16.48	50	9	5	22	17	6	0	8	0		
Pct 7333 - Election Day Reporting	845	75	8.88	25	14	0	17	8	3	0	8	0		
Pct 7333 - VBM Reporting	845	165	19.53	74	13	6	23	21	6	1	21	0		
Pct 7334 - Election Day Reporting	797	68	8.53	27	8	3	17	4	2	0	7	0		
Pct 7334 - VBM Reporting	797	150	18.82	67	11	7	23	15	11	2	14	0		
Pct 7335 - Election Day Reporting	821	69	8.40	31	2	3	19	6	2	0	6	0		
Pct 7335 - VBM Reporting	821	186	22.66	64	10	5	38	34	10	0	24	1		
Pct 7336 - Election Day Reporting	818	68	8.31	29	5	2	12	7	4	0	9	0		
Pct 7336 - VBM Reporting	818	201	24.57	81	10	5	31	36	20	2	16	0		
Pct 7337 - Election Day Reporting	745	59	7.92	27	3	2	12	5	4	0	6	0		
Pct 7337 - VBM Reporting	745	200	26.85	79	13	9	29	30	14	0	26	0		
Pct 7338 - Election Day Reporting	797	40	5.02	15	0	1	4	2	3	0	15	0		
Pct 7338 - VBM Reporting	797	255	31.99	143	8	3	28	28	9	1	32	3		
Pct 7339 - Election Day Reporting	531	52	9.79	12	8	4	12	7	5	0	4	0		
Pct 7339 - VBM Reporting	531	118	22.22	48	6	8	33	6	5	0	10	2		
Pct 7341 - Election Day Reporting	721	64	8.88	20	7	2	18	9	1	0	7	0		
Pct 7341 - VBM Reporting	721	138	19.14	44	15	3	44	15	4	1	11	1		
Pct 7342 - Election Day Reporting	819	112	13.80	40	7	6	30	13	9	0	8	0		

**THE CITY AND COUNTY OF SAN FRANCISCO Statement of Vote  
PRIMARY ELECTION JUNE 2014**

NON-PARTISAN STATE CONTROLLER														
	Registration	Ballois Cast	Turnout(%)	STATE CONTROLLER	Laura Wells	TAMMY D. BLAIR	JOHN A. PÉREZ	DAVID EVANS	ASHLEY SWEARENGIN	WRITE-IN	Under Vote	Over Vote		
Pct 7342 - VBM Reporting	819	135	16.48	34	15	8	34	14	13	0	16	1		
Pct 7343 - Election Day Reporting	588	68	11.56	19	6	4	22	5	3	0	9	0		
Pct 7343 - VBM Reporting	588	83	14.12	27	9	5	23	7	2	0	10	0		
Pct 7344 - Election Day Reporting	941	89	9.46	32	8	7	25	4	6	0	6	1		
Pct 7344 - VBM Reporting	941	179	19.02	72	13	8	37	20	7	0	22	0		
Pct 7345 - Election Day Reporting	847	61	7.20	30	6	1	16	1	1	0	6	0		
Pct 7345 - VBM Reporting	847	127	14.99	48	10	8	34	12	6	0	8	1		
Pct 7346 - Election Day Reporting	759	77	10.14	20	6	6	30	6	4	0	5	0		
Pct 7346 - VBM Reporting	759	103	13.57	42	12	8	23	8	2	1	7	0		
Pct 7347 - Election Day Reporting	830	60	7.23	19	6	1	20	4	1	0	7	2		
Pct 7347 - VBM Reporting	830	129	15.54	43	19	7	38	13	2	0	7	0		
Pct 7348 - Election Day Reporting	754	68	9.02	23	4	3	22	7	3	0	6	0		
Pct 7348 - VBM Reporting	754	134	17.77	48	11	11	32	12	6	0	13	1		
Pct 7349 - Election Day Reporting	773	76	9.83	37	5	3	18	3	1	0	9	0		
Pct 7349 - VBM Reporting	773	156	20.18	66	13	4	28	17	10	0	18	0		
Pct 7501 - Election Day Reporting	486	58	11.93	25	4	0	11	2	6	0	10	0		
Pct 7501 - VBM Reporting	486	75	15.43	25	1	2	13	15	5	0	14	0		
Pct 7502 - Election Day Reporting	861	46	6.96	18	6	0	11	2	3	0	6	0		
Pct 7502 - VBM Reporting	861	127	19.21	50	8	8	23	18	7	1	12	0		
Pct 7503 - Election Day Reporting	687	53	7.71	18	5	3	14	5	1	0	6	1		
Pct 7503 - VBM Reporting	687	135	19.65	52	11	3	30	13	8	0	17	1		
Pct 7504 - Election Day Reporting	425	32	7.53	12	2	1	9	3	1	1	3	0		
Pct 7504 - VBM Reporting	425	101	23.76	42	1	9	27	9	3	0	8	2		
Pct 7505 - Election Day Reporting	798	91	11.40	44	7	2	15	4	5	0	14	0		
Pct 7505 - VBM Reporting	798	314	39.35	124	15	7	63	38	13	0	51	3		
Pct 7506 - Election Day Reporting	736	42	5.71	19	5	2	12	1	1	0	2	0		
Pct 7506 - VBM Reporting	736	127	17.26	54	9	6	28	13	2	0	15	0		
Pct 7507 - Election Day Reporting	866	64	7.39	16	8	6	24	2	1	0	7	0		
Pct 7507 - VBM Reporting	866	173	19.98	50	14	11	48	20	9	0	18	3		
Pct 7508 - Election Day Reporting	656	76	11.59	32	3	0	23	5	6	0	7	0		
Pct 7508 - VBM Reporting	656	220	33.54	80	16	10	36	36	13	0	28	1		
Pct 7509/7511 - Election Day Rep	853	86	10.08	27	4	3	30	8	3	0	11	0		
Pct 7509/7511 - VBM Reporting	853	207	24.27	78	22	7	50	25	6	1	17	1		
Pct 7512 - Election Day Reporting	570	44	7.72	23	2	2	13	1	0	0	3	0		
Pct 7512 - VBM Reporting	570	119	20.88	45	10	9	18	17	11	0	6	3		
Pct 7513 - Election Day Reporting	699	72	10.30	20	6	6	24	5	2	0	9	0		
Pct 7513 - VBM Reporting	699	102	14.31	36	4	10	29	7	7	0	6	1		
Pct 7514 - Election Day Reporting	811	26	3.45	11	0	1	7	3	1	0	4	1		
Pct 7514 - VBM Reporting	811	165	20.35	61	6	18	44	15	3	0	17	1		
Pct 7515 - Election Day Reporting	774	68	8.79	22	4	4	27	2	1	0	6	2		
Pct 7515 - VBM Reporting	774	174	22.48	57	13	26	47	8	5	0	16	2		
Pct 7516 - Election Day Reporting	744	86	11.56	40	6	1	27	4	3	0	5	0		
Pct 7516 - VBM Reporting	744	221	29.70	95	14	9	50	13	14	0	24	2		
Pct 7517 - Election Day Reporting	822	86	10.46	33	3	6	34	2	2	0	6	0		
Pct 7517 - VBM Reporting	822	123	14.96	48	12	7	28	6	2	1	18	1		
Pct 7518 - Election Day Reporting	795	102	12.83	41	15	3	24	7	1	0	11	0		
Pct 7518 - VBM Reporting	795	131	16.48	51	12	3	26	12	4	0	23	0		
Pct 7519 - Election Day Reporting	693	60	8.66	22	6	3	16	3	4	0	5	1		
Pct 7519 - VBM Reporting	693	91	13.13	36	8	5	26	4	2	0	9	1		
Pct 7521 - Election Day Reporting	728	68	9.34	15	9	4	25	3	4	0	8	0		
Pct 7521 - VBM Reporting	728	112	15.38	46	11	4	25	6	4	1	15	0		
Pct 7522 - Election Day Reporting	771	69	8.95	32	7	4	19	2	0	0	5	0		
Pct 7522 - VBM Reporting	771	103	13.36	38	15	3	32	5	2	0	8	0		
Pct 7523 - Election Day Reporting	696	93	13.36	30	12	5	32	3	1	1	9	0		
Pct 7523 - VBM Reporting	696	95	13.65	28	21	4	27	6	2	0	7	0		
Pct 7524 - Election Day Reporting	580	57	9.83	18	10	3	17	1	1	0	7	0		
Pct 7524 - VBM Reporting	580	80	13.79	25	9	6	19	8	3	0	10	0		

**THE CITY AND COUNTY OF SAN FRANCISCO Statement of Vote  
PRIMARY ELECTION JUNE 2014**

NON-PARTISAN STATE CONTROLLER														
	Registration	Ballois Cast	Turnout (%)	STATE CONTROLLER BETTY T. YEE	LAURA WELLS	TAMMY D. BLAIR	JOHN A. PÉREZ	DAVID EVANS	ASHLEY SWEARENGIN	WRITE-IN	Under Vote	Over Vote		
Pct 7525 - Election Day Reporting	780	59	7.56	20	7	5	19	1	1	0	6	0		
Pct 7525 - VBM Reporting	780	120	15.38	38	12	13	47	0	4	2	4	0		
Pct 7526 - Election Day Reporting	789	69	8.75	25	11	2	22	3	0	0	6	0		
Pct 7526 - VBM Reporting	789	135	17.11	66	9	6	27	6	1	0	20	0		
Pct 7527/7528 - Election Day Rep	679	80	11.78	23	5	4	20	12	4	0	12	0		
Pct 7527/7528 - VBM Reporting	679	131	19.29	45	8	3	31	19	8	0	14	3		
Pct 7529 - Election Day Reporting	812	84	10.34	26	13	2	26	4	0	0	12	1		
Pct 7529 - VBM Reporting	812	115	14.16	45	11	8	33	3	2	0	12	1		
Pct 7531 - Election Day Reporting	805	66	8.20	19	12	1	22	3	2	0	7	0		
Pct 7531 - VBM Reporting	805	91	11.30	35	14	2	25	1	1	0	12	1		
Pct 7532 - Election Day Reporting	639	65	10.17	19	4	2	21	6	2	0	10	1		
Pct 7532 - VBM Reporting	639	95	15.34	32	11	2	21	17	3	0	12	0		
Pct 7533 - Election Day Reporting	810	104	12.84	38	18	3	27	3	3	1	11	0		
Pct 7533 - VBM Reporting	810	97	11.98	36	13	4	21	7	4	0	12	0		
Pct 7534 - Election Day Reporting	762	86	11.29	32	12	6	17	3	2	0	14	0		
Pct 7534 - VBM Reporting	762	90	11.81	26	10	2	33	8	2	0	9	0		
Pct 7535 - Election Day Reporting	671	102	15.20	38	9	6	28	1	1	0	19	0		
Pct 7535 - VBM Reporting	671	90	13.41	35	11	3	26	7	2	0	6	0		
Pct 7536 - Election Day Reporting	749	91	12.15	32	10	4	24	2	3	0	16	0		
Pct 7536 - VBM Reporting	749	138	18.16	57	12	3	33	7	3	0	21	0		
Pct 7537 - Election Day Reporting	666	76	11.41	32	11	0	23	2	2	0	6	0		
Pct 7537 - VBM Reporting	666	106	16.22	32	15	2	31	7	5	0	15	1		
Pct 7538 - Election Day Reporting	728	96	13.19	28	17	4	33	5	2	0	7	0		
Pct 7538 - VBM Reporting	728	115	15.80	59	12	3	25	0	2	0	13	1		
Pct 7539 - Election Day Reporting	868	120	13.82	37	19	7	37	5	1	0	14	0		
Pct 7539 - VBM Reporting	868	118	13.59	52	20	6	20	5	2	0	13	0		
Pct 7541 - Election Day Reporting	732	79	10.79	23	13	2	22	6	5	0	8	0		
Pct 7541 - VBM Reporting	732	119	16.26	48	12	2	28	7	3	0	19	0		
Pct 7542 - Election Day Reporting	780	83	10.64	28	17	6	18	1	3	0	10	0		
Pct 7542 - VBM Reporting	780	118	15.13	54	15	2	29	6	3	0	7	2		
Pct 7543 - Election Day Reporting	845	69	8.17	22	5	2	23	4	5	0	8	0		
Pct 7543 - VBM Reporting	845	175	20.71	74	11	8	47	9	2	0	24	0		
Pct 7544 - Election Day Reporting	801	85	10.61	27	6	3	33	4	3	0	9	0		
Pct 7544 - VBM Reporting	801	138	17.23	62	18	2	37	3	2	0	14	0		
Pct 7545 - Election Day Reporting	779	82	10.53	34	8	0	28	2	1	0	9	0		
Pct 7545 - VBM Reporting	779	143	18.36	48	12	6	50	5	6	1	15	0		
Pct 7546 - Election Day Reporting	836	99	11.84	44	14	8	17	4	2	0	10	0		
Pct 7546 - VBM Reporting	836	141	16.87	57	24	2	26	8	1	0	16	1		
Pct 7547 - Election Day Reporting	885	83	9.38	34	10	3	21	3	1	0	11	0		
Pct 7547 - VBM Reporting	885	123	13.90	49	15	6	29	7	3	0	14	0		
Pct 7548 - Election Day Reporting	919	72	7.83	30	8	3	23	3	3	0	2	0		
Pct 7548 - VBM Reporting	919	168	18.28	80	13	0	39	9	2	0	25	0		
Pct 7549 - Election Day Reporting	734	80	10.90	34	9	0	20	6	2	0	9	0		
Pct 7549 - VBM Reporting	734	131	17.85	73	15	2	22	4	6	0	9	0		
Pct 7551 - Election Day Reporting	629	91	14.47	29	9	3	25	2	2	1	20	0		
Pct 7551 - VBM Reporting	629	99	15.74	40	9	5	27	5	6	0	7	0		
Pct 7552 - Election Day Reporting	659	86	13.35	49	6	3	16	3	1	0	10	0		
Pct 7552 - VBM Reporting	659	120	18.21	55	12	5	26	6	5	0	10	1		
Pct 7553 MB - Election Day Repo	154	3	1.95	0	2	0	0	0	0	0	1	0		
Pct 7553 MB - VBM Reporting	154	54	35.06	29	4	1	9	5	2	0	4	0		
Pct 7554 - Election Day Reporting	753	85	11.29	31	7	2	20	6	3	0	16	0		
Pct 7554 - VBM Reporting	753	167	22.18	94	5	6	25	7	7	0	23	0		
Pct 7555 - Election Day Reporting	834	113	13.55	51	11	2	27	2	3	0	17	0		
Pct 7555 - VBM Reporting	834	173	20.74	69	7	6	42	5	6	0	37	1		
Pct 7556/7557 - Election Day Rep	919	113	12.30	47	14	6	22	9	3	0	12	0		
Pct 7556/7557 - VBM Reporting	919	207	22.52	92	19	9	40	10	7	0	30	0		
Pct 7601 - Election Day Reporting	803	54	6.72	20	6	2	16	4	3	0	3	0		

**THE CITY AND COUNTY OF SAN FRANCISCO Statement of Vote  
PRIMARY ELECTION JUNE 2014**

NON-PARTISAN STATE CONTROLLER														
	Registration	Ballots Cast	Turnout(%)	STATE CONTROLLER BETTY T. YEE	LAURA WELLS	TAMMY D. BLAIR	JOHN A. PÉREZ	DAVID EVANS	ASHLEY SWEARENGIN	WRITE-IN	Under Vote	Over Vote		
Pct 7601 - VBM Reporting	803	100	12.45	34	11	10	23	9	1	1	7	4		
Pct 7602 - Election Day Reporting	794	60	7.56	17	6	4	23	5	0	0	5	0		
Pct 7602 - VBM Reporting	794	115	14.48	40	12	9	29	7	2	0	15	1		
Pct 7603 - Election Day Reporting	713	70	9.82	23	9	5	21	5	3	0	4	0		
Pct 7603 - VBM Reporting	713	112	15.71	41	14	8	31	5	6	0	7	0		
Pct 7604 - Election Day Reporting	715	68	9.51	20	9	4	19	4	4	0	7	1		
Pct 7604 - VBM Reporting	715	117	16.36	41	13	9	33	8	7	0	6	0		
Pct 7605 - Election Day Reporting	696	54	7.76	13	2	4	17	4	2	0	12	0		
Pct 7605 - VBM Reporting	696	128	18.39	45	10	10	30	10	6	0	12	5		
Pct 7606 - Election Day Reporting	770	57	7.40	17	8	2	18	6	3	0	3	0		
Pct 7606 - VBM Reporting	770	108	14.16	24	10	13	35	11	7	0	9	0		
Pct 7607 - Election Day Reporting	836	57	6.82	18	7	1	14	5	3	1	8	0		
Pct 7607 - VBM Reporting	836	145	17.34	48	11	21	28	18	4	0	14	1		
Pct 7608 - Election Day Reporting	435	37	8.51	10	3	4	11	5	2	0	2	0		
Pct 7608 - VBM Reporting	435	83	19.08	32	9	7	16	7	0	0	12	0		
Pct 7609 - Election Day Reporting	839	57	6.79	20	4	3	13	4	3	0	9	1		
Pct 7609 - VBM Reporting	839	208	24.91	100	12	14	31	19	11	1	16	5		
Pct 7611 - Election Day Reporting	805	62	7.70	14	7	6	16	4	2	1	12	0		
Pct 7611 - VBM Reporting	805	146	18.14	53	15	12	34	10	5	0	15	2		
Pct 7612 - Election Day Reporting	598	50	8.36	19	3	0	11	5	6	0	6	0		
Pct 7612 - VBM Reporting	598	140	23.41	60	7	8	29	18	5	0	13	0		
Pct 7613 - Election Day Reporting	837	90	10.75	28	12	10	25	9	3	0	9	0		
Pct 7613 - VBM Reporting	837	151	18.04	47	16	12	43	15	5	1	9	3		
Pct 7614 - Election Day Reporting	895	50	5.59	5	9	8	20	3	1	0	4	0		
Pct 7614 - VBM Reporting	895	144	16.09	44	13	13	39	10	13	0	8	4		
Pct 7615 - Election Day Reporting	875	49	5.60	7	6	3	9	8	3	0	13	0		
Pct 7615 - VBM Reporting	875	139	15.89	53	14	14	23	18	6	0	11	0		
Pct 7616 - Election Day Reporting	461	35	7.59	6	4	3	17	3	1	0	1	0		
Pct 7616 - VBM Reporting	461	85	19.31	21	8	5	26	8	8	0	13	0		
Pct 7617 - Election Day Reporting	720	55	7.64	15	9	5	16	1	1	1	4	3		
Pct 7617 - VBM Reporting	720	150	20.83	47	18	18	36	13	4	0	10	4		
Pct 7618 - Election Day Reporting	789	64	8.11	27	6	3	18	1	1	0	8	0		
Pct 7618 - VBM Reporting	789	173	21.93	73	17	15	34	14	3	0	15	2		
Pct 7619 - Election Day Reporting	983	68	6.92	16	19	3	18	5	1	0	5	1		
Pct 7619 - VBM Reporting	983	186	18.92	75	15	10	40	17	7	1	19	2		
Pct 7621 - Election Day Reporting	864	53	6.13	15	5	2	22	4	2	0	3	0		
Pct 7621 - VBM Reporting	864	160	18.52	55	19	7	41	16	9	0	13	0		
Pct 7622 - Election Day Reporting	881	46	5.22	9	8	3	13	7	0	1	5	0		
Pct 7622 - VBM Reporting	881	133	15.10	39	9	19	43	12	6	0	6	2		
Pct 7623 - Election Day Reporting	766	25	3.26	10	3	1	8	0	0	0	3	0		
Pct 7623 - VBM Reporting	766	116	15.14	43	11	5	29	11	7	1	9	0		
Pct 7624 - Election Day Reporting	890	69	7.75	14	4	8	31	5	3	0	3	1		
Pct 7624 - VBM Reporting	890	131	14.72	36	15	19	30	9	10	0	9	3		
Pct 7625 - Election Day Reporting	842	67	7.96	31	3	5	9	6	2	0	11	0		
Pct 7625 - VBM Reporting	842	346	41.09	166	14	18	50	45	12	0	35	6		
Pct 7626 - Election Day Reporting	898	56	6.24	24	3	3	11	4	5	1	5	0		
Pct 7626 - VBM Reporting	898	183	20.38	69	14	2	36	28	7	1	26	0		
Pct 7627 - Election Day Reporting	944	48	5.08	15	4	2	17	3	2	1	4	0		
Pct 7627 - VBM Reporting	944	189	20.02	69	10	3	20	48	11	0	28	0		
Pct 7628 - Election Day Reporting	864	68	7.87	25	10	3	17	3	0	0	9	1		
Pct 7628 - VBM Reporting	864	141	16.32	44	19	9	36	8	2	1	20	2		
Pct 7629 - Election Day Reporting	711	33	4.64	14	5	2	10	0	0	0	2	0		
Pct 7629 - VBM Reporting	711	110	15.47	43	11	7	19	15	3	0	11	1		
Pct 7631 - Election Day Reporting	761	46	6.04	17	4	1	14	6	3	0	1	0		
Pct 7631 - VBM Reporting	761	158	20.50	72	10	11	25	15	9	0	12	2		
Pct 7632 - Election Day Reporting	646	33	5.11	17	1	1	11	3	0	0	0	0		
Pct 7632 - VBM Reporting	646	117	18.11	43	16	9	17	11	5	0	16	0		



**THE CITY AND COUNTY OF SAN FRANCISCO Statement of Vote  
PRIMARY ELECTION JUNE 2014**

NON-PARTISAN STATE CONTROLLER													
	Registration	BalLOTS Cast	Turnout (%)		STATE CONTROLLER BETTY T. YEE	LAURA WELLS	TAMMY D. BLAIR	JOHN A. PÉREZ	DAVID EVANS	ASHLEY SWEARENGIN	WRITE-IN	Under Vote	Over Vote
Pct 7633 - Election Day Reporting	627	44	7.02		15	2	2	14	2	2	1	6	0
Pct 7633 - VBM Reporting	627	189	30.14		94	5	7	41	21	3	1	17	0
Pct 7634 - Election Day Reporting	854	56	6.56		15	2	6	18	3	4	0	8	0
Pct 7634 - VBM Reporting	854	209	24.47		74	13	14	51	13	13	0	26	5
Pct 7635 - Election Day Reporting	689	26	3.77		8	7	2	6	1	1	0	1	0
Pct 7635 - VBM Reporting	689	118	17.13		46	15	7	24	6	3	0	15	2
Pct 7636 - Election Day Reporting	858	56	6.53		15	14	2	5	2	3	2	13	0
Pct 7636 - VBM Reporting	858	126	14.69		38	14	4	19	20	8	0	23	0
Pct 7637 - Election Day Reporting	915	49	5.36		12	7	2	11	5	3	0	9	0
Pct 7637 - VBM Reporting	915	202	22.08		72	12	10	41	32	10	0	24	1
Pct 7638 - Election Day Reporting	879	45	5.12		19	2	2	9	5	3	0	5	0
Pct 7638 - VBM Reporting	879	248	28.21		99	6	10	40	41	19	1	31	1
Pct 7639 - Election Day Reporting	821	52	6.33		24	5	1	7	6	2	0	7	0
Pct 7639 - VBM Reporting	821	172	20.95		71	7	7	40	18	11	0	18	0
Pct 7641 - Election Day Reporting	847	62	7.32		19	5	3	16	4	3	0	12	0
Pct 7641 - VBM Reporting	847	211	24.91		73	13	12	36	33	15	1	26	2
Pct 7642 - Election Day Reporting	863	49	5.68		18	4	5	6	5	5	0	6	0
Pct 7642 - VBM Reporting	863	352	40.79		51	26	43	84	32	14	0	100	2
Pct 7643 - Election Day Reporting	777	44	5.66		14	9	2	10	2	3	0	4	0
Pct 7643 - VBM Reporting	777	206	26.51		91	15	14	30	29	11	0	15	1
Pct 7644 - Election Day Reporting	864	45	5.21		12	1	4	8	4	5	0	11	0
Pct 7644 - VBM Reporting	864	133	15.39		60	6	7	20	16	7	0	17	0
Pct 7645 - Election Day Reporting	577	34	5.89		11	3	0	8	5	2	0	5	0
Pct 7645 - VBM Reporting	577	163	28.25		43	9	5	35	24	11	0	36	0
Pct 7646 - Election Day Reporting	880	47	5.34		13	4	2	12	3	3	0	10	0
Pct 7646 - VBM Reporting	880	174	19.77		73	10	9	36	11	10	0	23	2
Pct 7647 - Election Day Reporting	835	40	4.79		11	8	4	9	4	1	0	2	1
Pct 7647 - VBM Reporting	835	89	10.66		23	11	9	26	8	6	0	5	1
Pct 7648 MB - Election Day Repo	85	1	1.18		0	0	0	1	0	0	0	0	0
Pct 7648 MB - VBM Reporting	85	20	23.53		3	1	2	6	2	3	1	2	0
Pct 7701 - Election Day Reporting	881	99	11.24		40	9	4	24	8	6	0	8	0
Pct 7701 - VBM Reporting	881	205	23.27		84	14	9	41	21	13	0	21	2
Pct 7702 - Election Day Reporting	678	69	10.18		23	4	7	9	8	5	1	12	0
Pct 7702 - VBM Reporting	678	196	28.91		70	8	9	37	37	10	0	25	0
Pct 7703 MB - Election Day Repo	146	1	0.68		0	0	0	0	0	0	0	1	0
Pct 7703 MB - VBM Reporting	146	38	26.03		13	4	3	10	4	0	0	3	1
Pct 7704 - Election Day Reporting	887	87	9.81		40	9	0	19	8	4	0	7	0
Pct 7704 - VBM Reporting	887	277	31.23		88	23	15	57	39	23	0	31	1
Pct 7705 - Election Day Reporting	509	70	13.75		25	5	2	21	9	0	0	8	0
Pct 7705 - VBM Reporting	509	144	28.29		56	10	4	20	21	12	0	20	1
Pct 7706 - Election Day Reporting	785	114	14.52		49	6	6	22	16	8	0	7	0
Pct 7706 - VBM Reporting	785	206	26.24		91	12	3	38	25	15	0	22	0
Pct 7707 - Election Day Reporting	779	111	14.25		55	10	0	25	9	3	0	9	0
Pct 7707 - VBM Reporting	779	229	29.40		102	20	9	38	26	8	0	25	1
Pct 7708 - Election Day Reporting	819	92	11.23		34	9	4	28	8	2	1	6	0
Pct 7708 - VBM Reporting	819	235	28.69		106	20	9	42	16	14	0	27	1
Pct 7709 - Election Day Reporting	325	48	14.77		20	6	1	11	2	2	0	6	0
Pct 7709 - VBM Reporting	325	90	27.69		37	5	3	21	8	4	0	12	0
Pct 7711 - Election Day Reporting	713	94	13.18		47	7	3	23	3	3	0	8	0
Pct 7711 - VBM Reporting	713	188	26.37		82	24	1	42	21	6	1	10	1
Pct 7712 - Election Day Reporting	490	66	13.47		26	4	1	20	3	1	1	10	0
Pct 7712 - VBM Reporting	490	120	24.49		49	11	4	33	12	2	1	8	0
Pct 7801 - Election Day Reporting	904	118	13.05		53	9	2	24	7	3	1	19	0
Pct 7801 - VBM Reporting	904	230	25.44		104	11	3	51	13	14	0	33	1
Pct 7802 - Election Day Reporting	713	100	14.03		41	10	7	29	3	1	0	9	0
Pct 7802 - VBM Reporting	713	174	24.40		78	6	4	50	16	7	0	13	0
Pct 7803 - Election Day Reporting	774	77	9.95		34	5	5	18	2	2	0	11	0

**THE CITY AND COUNTY OF SAN FRANCISCO Statement of Vote  
PRIMARY ELECTION JUNE 2014**

NON-PARTISAN STATE CONTROLLER														
	Registration	Ballots Cast	Turnout (%)	STATE CONTROLLER BETTY T. YEE	LAURA WELLS	TAMMY D. BLAIR	JOHN A. PÉREZ	DAVID EVANS	ASHLEY SWEARENGIN	WRITE-IN	Under Vote	Over Vote		
Pct 7803 - VBM Reporting	774	261	33.72	109	21	13	69	12	6	0	31	0		
Pct 7804 - Election Day Reporting	833	114	13.69	43	12	4	31	10	1	1	12	0		
Pct 7804 - VBM Reporting	833	220	26.41	85	11	6	75	7	5	1	29	1		
Pct 7805 - Election Day Reporting	803	94	11.71	44	10	3	25	1	0	0	11	0		
Pct 7805 - VBM Reporting	803	182	22.67	70	17	5	54	8	6	0	22	0		
Pct 7806 - Election Day Reporting	677	81	11.96	33	5	4	24	2	1	0	12	0		
Pct 7806 - VBM Reporting	677	126	18.61	58	10	5	31	8	5	0	9	0		
Pct 7807 - Election Day Reporting	672	103	15.33	37	10	5	32	6	1	0	12	0		
Pct 7807 - VBM Reporting	672	106	15.77	40	6	4	37	5	0	0	14	0		
Pct 7808 - Election Day Reporting	644	92	14.29	34	7	2	34	4	1	0	9	1		
Pct 7808 - VBM Reporting	644	125	19.41	53	7	2	41	5	6	0	11	0		
Pct 7809 - Election Day Reporting	809	104	12.86	32	12	3	38	0	3	0	16	0		
Pct 7809 - VBM Reporting	809	163	20.15	53	16	8	57	7	5	0	17	0		
Pct 7811 - Election Day Reporting	692	85	12.28	35	8	4	26	4	2	0	6	0		
Pct 7811 - VBM Reporting	692	126	18.21	50	7	5	41	5	4	0	14	0		
Pct 7812 - Election Day Reporting	798	106	13.28	35	13	5	33	7	3	0	10	0		
Pct 7812 - VBM Reporting	798	163	20.43	68	15	4	43	9	3	0	20	1		
Pct 7813 - Election Day Reporting	880	116	13.41	45	8	7	35	4	1	1	17	0		
Pct 7813 - VBM Reporting	880	195	22.16	78	19	4	57	15	4	0	18	0		
Pct 7814 - Election Day Reporting	792	73	9.22	26	6	2	28	3	1	1	6	0		
Pct 7814 - VBM Reporting	792	103	13.01	34	14	4	27	6	5	0	12	1		
Pct 7815 - Election Day Reporting	847	102	12.04	44	5	3	30	9	0	0	11	0		
Pct 7815 - VBM Reporting	847	226	26.68	104	19	10	57	7	6	0	23	0		
Pct 7816 - Election Day Reporting	832	95	11.42	32	6	2	42	2	3	0	8	0		
Pct 7816 - VBM Reporting	832	250	30.05	116	7	9	83	7	5	0	23	0		
Pct 7817 - Election Day Reporting	755	129	17.09	44	11	6	47	3	1	1	16	0		
Pct 7817 - VBM Reporting	755	176	23.31	82	10	3	42	12	3	0	24	0		
Pct 7818 - Election Day Reporting	809	108	13.35	37	11	3	41	3	2	0	11	0		
Pct 7818 - VBM Reporting	809	175	21.63	80	10	7	55	5	2	0	16	0		
Pct 7819 - Election Day Reporting	758	113	14.91	38	12	6	42	4	0	1	9	1		
Pct 7819 - VBM Reporting	758	154	20.32	64	14	6	39	9	6	0	13	3		
Pct 7821 - Election Day Reporting	891	124	13.92	51	17	2	35	6	1	0	12	0		
Pct 7821 - VBM Reporting	891	248	27.83	98	19	2	64	15	10	0	40	0		
Pct 7822 - Election Day Reporting	863	127	14.72	30	16	1	57	4	4	0	15	0		
Pct 7822 - VBM Reporting	863	158	18.42	67	14	4	43	9	4	1	16	1		
Pct 7823 - Election Day Reporting	816	122	14.95	36	13	3	46	2	0	0	22	0		
Pct 7823 - VBM Reporting	816	188	23.04	92	16	7	34	16	3	0	20	0		
Pct 7824 - Election Day Reporting	763	101	13.24	38	8	2	30	2	2	2	17	0		
Pct 7824 - VBM Reporting	763	166	21.76	74	17	4	38	10	5	0	17	1		
Pct 7825 - Election Day Reporting	535	76	14.21	21	4	3	34	4	0	0	10	0		
Pct 7825 - VBM Reporting	535	101	18.88	42	11	2	29	7	4	0	6	0		
Pct 7826 - Election Day Reporting	642	103	16.04	36	12	2	30	4	1	0	18	0		
Pct 7826 - VBM Reporting	642	98	15.26	39	13	1	26	4	1	0	14	0		
Pct 7827 - Election Day Reporting	837	108	12.90	35	17	1	40	2	3	0	10	0		
Pct 7827 - VBM Reporting	837	137	16.37	41	10	9	46	14	5	1	11	0		
Pct 7828 - Election Day Reporting	900	96	10.67	27	4	5	39	7	4	0	10	0		
Pct 7828 - VBM Reporting	900	235	26.11	89	13	7	78	20	6	0	22	0		
Pct 7829 - Election Day Reporting	810	115	14.20	51	9	4	37	2	2	0	10	0		
Pct 7829 - VBM Reporting	810	234	28.89	92	13	12	69	11	4	0	33	0		
Pct 7831 - Election Day Reporting	851	116	13.63	44	8	3	41	5	2	0	13	0		
Pct 7831 - VBM Reporting	851	194	22.80	99	14	7	41	10	8	0	15	0		
Pct 7832 - Election Day Reporting	759	94	12.38	39	9	1	28	0	1	0	16	0		
Pct 7832 - VBM Reporting	759	211	27.80	93	16	4	57	15	3	1	22	0		
Pct 7833 - Election Day Reporting	742	78	10.51	29	4	4	24	5	0	0	12	0		
Pct 7833 - VBM Reporting	742	146	19.95	57	11	6	36	7	4	0	27	0		
Pct 7834 - Election Day Reporting	823	105	12.76	39	13	3	32	3	0	0	14	1		
Pct 7834 - VBM Reporting	823	130	15.80	65	12	1	34	2	1	0	15	0		

**THE CITY AND COUNTY OF SAN FRANCISCO Statement of Vote  
PRIMARY ELECTION JUNE 2014**

NON-PARTISAN STATE CONTROLLER														
	Registration	Ballots Cast	Turnout (%)	STATE CONTROLLER BETTY T. YEE	LAURA WELLS	TAMMY D. BLAIR	JOHN A. PÉREZ	DAVID EVANS	ASHLEY SWEARENGIN	WRITE-IN	Under Vote	Over Vote		
Pct 7835 - Election Day Reporting	765	69	9.02	27	6	2	16	4	3	1	10	0		
Pct 7835 - VBM Reporting	765	193	25.23	70	19	6	54	20	10	0	14	0		
Pct 7836 - Election Day Reporting	880	106	12.05	37	7	5	36	10	1	1	9	0		
Pct 7836 - VBM Reporting	880	230	26.14	85	23	6	60	15	8	0	33	0		
Pct 7837 - Election Day Reporting	853	125	14.65	53	14	2	32	7	2	0	15	0		
Pct 7837 - VBM Reporting	853	207	24.27	110	11	3	41	11	10	0	21	0		
Pct 7838 - Election Day Reporting	846	109	12.88	40	10	1	32	6	2	0	18	0		
Pct 7838 - VBM Reporting	846	238	28.13	94	21	8	70	10	2	0	33	0		
Pct 7839 - Election Day Reporting	805	98	12.17	46	4	4	21	5	1	0	17	0		
Pct 7839 - VBM Reporting	805	232	28.82	102	21	5	55	21	10	0	18	0		
Pct 7841 - Election Day Reporting	874	124	14.19	60	6	5	30	4	3	0	16	0		
Pct 7841 - VBM Reporting	874	175	20.02	67	14	7	35	17	6	1	28	0		
Pct 7842 - Election Day Reporting	832	111	13.34	34	11	3	39	7	4	0	13	0		
Pct 7842 - VBM Reporting	832	148	17.79	57	12	1	39	15	5	0	19	0		
Pct 7843 - Election Day Reporting	740	96	12.97	30	12	6	28	4	2	0	14	0		
Pct 7843 - VBM Reporting	740	131	17.70	68	8	0	33	10	4	0	8	0		
Pct 7844 - Election Day Reporting	680	72	10.59	19	13	2	25	3	1	1	8	0		
Pct 7844 - VBM Reporting	680	121	17.79	38	19	2	33	9	5	0	15	0		
Pct 7845 - Election Day Reporting	839	102	12.16	51	7	2	28	4	2	0	8	0		
Pct 7845 - VBM Reporting	839	176	20.98	66	12	11	52	10	3	0	22	0		
Pct 7846 - Election Day Reporting	863	108	12.51	44	8	0	27	5	3	0	21	0		
Pct 7846 - VBM Reporting	863	206	23.87	83	11	10	49	15	11	0	27	0		
Pct 7847 - Election Day Reporting	845	107	12.66	51	4	2	33	6	1	0	10	0		
Pct 7847 - VBM Reporting	845	199	23.55	92	8	1	47	12	12	0	27	0		
Pct 7848 - Election Day Reporting	861	116	13.47	47	9	1	32	3	2	0	22	0		
Pct 7848 - VBM Reporting	861	197	22.88	99	10	7	43	8	7	0	23	0		
Pct 7849 - Election Day Reporting	885	128	14.46	55	8	4	43	7	1	1	9	0		
Pct 7849 - VBM Reporting	885	166	18.76	73	20	4	38	5	2	0	24	0		
Pct 7851 - Election Day Reporting	492	64	13.01	36	3	1	8	5	6	1	4	0		
Pct 7851 - VBM Reporting	492	154	31.30	85	6	3	27	12	6	0	15	0		
Pct 7852 - Election Day Reporting	604	87	14.40	32	6	2	25	8	4	0	10	0		
Pct 7852 - VBM Reporting	604	193	31.95	78	9	10	52	16	7	1	20	0		
Pct 7853 - Election Day Reporting	805	86	10.68	29	5	5	27	8	3	0	9	0		
Pct 7853 - VBM Reporting	805	194	24.10	63	10	8	62	16	9	0	26	0		
Pct 7854 - Election Day Reporting	845	101	11.95	35	10	3	30	4	3	0	14	2		
Pct 7854 - VBM Reporting	845	184	21.78	68	14	6	44	11	9	0	32	0		
Pct 7855 - Election Day Reporting	873	104	11.91	45	14	6	26	0	0	0	13	0		
Pct 7855 - VBM Reporting	873	179	20.50	75	16	4	36	17	6	2	23	0		
Pct 7856 - Election Day Reporting	766	101	13.19	42	7	3	31	2	2	0	14	0		
Pct 7856 - VBM Reporting	766	147	19.19	67	10	7	37	7	7	0	12	0		
Pct 7857 - Election Day Reporting	864	102	11.81	32	13	6	33	6	3	0	9	0		
Pct 7857 - VBM Reporting	864	191	22.11	73	22	9	46	11	6	1	23	0		
Pct 7858 - Election Day Reporting	691	89	12.88	29	9	2	26	10	2	1	10	0		
Pct 7858 - VBM Reporting	691	106	15.34	48	10	1	32	5	2	0	8	0		
Pct 7859 - Election Day Reporting	788	104	13.20	38	8	3	25	7	5	0	17	1		
Pct 7859 - VBM Reporting	788	197	25.00	97	11	5	39	17	10	0	17	1		
Pct 7861 - Election Day Reporting	821	95	11.57	34	9	1	28	7	1	1	14	0		
Pct 7861 - VBM Reporting	821	178	21.68	78	10	7	32	13	10	1	27	0		
Pct 7862 - Election Day Reporting	850	129	15.18	57	13	2	30	8	3	0	16	0		
Pct 7862 - VBM Reporting	850	177	20.82	73	12	9	34	14	4	0	31	0		
Pct 7863 - Election Day Reporting	841	127	15.10	49	16	0	33	5	6	0	18	0		
Pct 7863 - VBM Reporting	841	146	17.36	62	14	10	28	8	5	0	19	0		
Pct 7864 - Election Day Reporting	752	85	11.30	36	4	0	27	5	3	0	10	0		
Pct 7864 - VBM Reporting	752	130	17.29	55	5	6	31	12	3	0	18	0		
Pct 7865 - Election Day Reporting	788	101	12.82	35	9	5	36	4	1	0	11	0		
Pct 7865 - VBM Reporting	788	173	21.95	55	18	6	49	14	7	0	24	0		
Pct 7866 - Election Day Reporting	765	106	13.86	42	5	3	25	14	5	0	12	0		

**THE CITY AND COUNTY OF SAN FRANCISCO Statement of Vote  
PRIMARY ELECTION JUNE 2014**

NON-PARTISAN STATE CONTROLLER														
	Registration	Ballots Cast	Turnout (%)	STATE CONTROLLER BETTY T. YEE	LAURA WELLS	TAMMY D. BLAIR	JOHN A. PÉREZ	DAVID EVANS	ASHLEY SWEARENGIN	WRITE-IN	Under Vote	Over Vote		
Pct 7866 - VBM Reporting	765	243	31.76	133	12	7	32	25	15	0	18	1		
Pct 7867 - Election Day Reporting	865	123	14.22	48	12	7	30	4	6	0	16	0		
Pct 7867 - VBM Reporting	865	237	27.40	94	19	12	62	13	10	3	24	0		
Pct 7868 - Election Day Reporting	799	81	10.14	29	6	3	19	4	4	0	16	0		
Pct 7868 - VBM Reporting	799	238	29.79	114	12	6	55	20	10	1	20	0		
Pct 7869 - Election Day Reporting	813	110	13.53	44	8	5	30	2	3	0	18	0		
Pct 7869 - VBM Reporting	813	233	28.66	98	18	4	55	23	10	0	25	0		
Pct 7871 - Election Day Reporting	827	130	15.72	51	13	8	30	7	4	0	17	0		
Pct 7871 - VBM Reporting	827	210	25.39	106	12	5	41	7	6	2	31	0		
Pct 7872 - Election Day Reporting	851	140	16.45	60	12	3	27	10	3	0	25	0		
Pct 7872 - VBM Reporting	851	180	21.15	78	17	6	41	10	9	0	19	0		
Pct 7873 - Election Day Reporting	839	126	15.02	60	13	1	32	3	0	0	17	0		
Pct 7873 - VBM Reporting	839	205	24.43	89	16	7	43	11	7	0	32	0		
Pct 7874 - Election Day Reporting	441	51	11.56	17	5	0	22	2	2	0	3	0		
Pct 7874 - VBM Reporting	441	108	24.04	43	8	8	32	4	3	0	8	0		
Pct 7875 - Election Day Reporting	550	58	10.55	15	5	2	23	5	3	0	5	0		
Pct 7875 - VBM Reporting	550	127	23.09	46	14	5	37	13	2	1	9	0		
Pct 7901 - Election Day Reporting	939	67	7.14	17	7	2	18	3	1	1	17	1		
Pct 7901 - VBM Reporting	939	163	17.36	66	14	11	42	13	3	0	10	4		
Pct 7902 - Election Day Reporting	805	75	9.32	22	10	5	27	1	2	1	6	1		
Pct 7902 - VBM Reporting	805	108	13.17	46	8	5	31	5	3	0	6	2		
Pct 7903 - Election Day Reporting	808	77	9.53	22	13	1	25	2	0	0	14	0		
Pct 7903 - VBM Reporting	808	127	15.72	46	17	3	31	6	6	0	15	3		
Pct 7904 - Election Day Reporting	794	53	6.68	18	4	2	17	2	2	0	7	1		
Pct 7904 - VBM Reporting	794	131	16.50	40	10	5	44	13	4	0	15	0		
Pct 7905 - Election Day Reporting	785	87	11.08	27	11	6	27	2	3	0	11	0		
Pct 7905 - VBM Reporting	785	147	18.73	62	23	8	29	9	3	0	13	0		
Pct 7906 - Election Day Reporting	712	77	10.81	25	10	1	29	1	1	0	10	0		
Pct 7906 - VBM Reporting	712	100	14.04	37	9	6	26	7	2	0	13	0		
Pct 7907 - Election Day Reporting	883	85	9.63	23	10	3	36	2	2	0	9	0		
Pct 7907 - VBM Reporting	883	139	15.74	58	12	4	43	6	3	0	13	0		
Pct 7908 - Election Day Reporting	921	131	14.22	30	16	9	41	9	4	1	19	2		
Pct 7908 - VBM Reporting	921	191	20.74	58	22	16	51	17	7	0	15	5		
Pct 7909 - Election Day Reporting	696	69	9.91	23	9	3	20	3	1	0	10	0		
Pct 7909 - VBM Reporting	696	103	14.80	40	14	2	31	2	3	0	11	0		
Pct 7911 - Election Day Reporting	832	87	11.66	37	10	2	34	4	0	0	10	0		
Pct 7911 - VBM Reporting	832	120	14.42	46	14	1	35	7	1	1	15	0		
Pct 7912 - Election Day Reporting	831	96	11.79	27	12	1	47	3	1	0	7	0		
Pct 7912 - VBM Reporting	831	153	18.41	63	18	4	38	9	0	1	19	1		
Pct 7913 - Election Day Reporting	797	98	12.30	29	10	4	41	2	2	0	10	0		
Pct 7913 - VBM Reporting	797	113	14.18	36	15	5	31	11	6	1	7	1		
Pct 7914 - Election Day Reporting	793	96	12.36	31	11	2	39	2	1	0	12	0		
Pct 7914 - VBM Reporting	793	145	18.41	58	15	2	44	6	3	0	12	6		
Pct 7915 - Election Day Reporting	738	91	12.33	25	11	3	40	4	1	0	7	0		
Pct 7915 - VBM Reporting	738	96	13.01	37	8	4	34	3	1	0	7	2		
Pct 7916 - Election Day Reporting	810	126	15.56	35	16	7	48	4	3	0	13	0		
Pct 7916 - VBM Reporting	810	124	15.31	49	13	3	41	8	2	0	8	0		
Pct 7917 - Election Day Reporting	905	128	14.14	29	11	1	55	12	4	0	16	0		
Pct 7917 - VBM Reporting	905	139	15.36	37	14	4	54	10	4	0	15	1		
Pct 7918 - Election Day Reporting	728	100	13.74	31	15	2	32	4	1	2	13	0		
Pct 7918 - VBM Reporting	728	100	13.74	31	10	3	38	2	2	0	14	0		
Pct 7919 - Election Day Reporting	792	104	13.13	16	13	1	53	3	1	0	16	1		
Pct 7919 - VBM Reporting	792	110	13.89	37	19	3	30	2	5	0	14	0		
Pct 7921 - Election Day Reporting	793	88	11.10	27	10	2	27	8	0	0	14	0		
Pct 7921 - VBM Reporting	793	108	13.62	33	12	9	33	11	5	0	4	1		
Pct 7922 - Election Day Reporting	796	101	12.69	27	11	4	38	0	2	0	18	1		
Pct 7922 - VBM Reporting	796	125	15.70	43	18	4	37	6	4	0	13	0		

**THE CITY AND COUNTY OF SAN FRANCISCO Statement of Vote  
PRIMARY ELECTION JUNE 2014**

NON-PARTISAN STATE CONTROLLER														
	Registration	Ballots Cast	Turnout (%)	STATE CONTROLLER BETTY T. YEE	LAURA WELLS	TAMMY D. BLAIR	JOHN A. PÉREZ	DAVID EVANS	ASHLEY SWEARENGIN	WRITE-IN	Under Vote	Over Vote		
Pct 7923 - Election Day Reporting	784	118	15.05	38	20	5	35	4	0	0	16	0		
Pct 7923 - VBM Reporting	784	139	17.22	48	19	8	35	11	4	0	10	0		
Pct 7924 - Election Day Reporting	769	98	12.48	24	16	1	40	4	0	0	11	0		
Pct 7924 - VBM Reporting	769	134	17.43	45	13	7	43	15	2	0	9	0		
Pct 7925 - Election Day Reporting	520	65	12.50	23	5	1	24	3	1	0	8	0		
Pct 7925 - VBM Reporting	520	80	15.38	32	7	8	22	3	1	0	6	1		
Pct 7926 - Election Day Reporting	772	117	15.16	42	11	1	37	3	1	1	21	0		
Pct 7926 - VBM Reporting	772	163	21.11	69	13	6	51	7	2	2	13	0		
Pct 7927 - Election Day Reporting	696	115	16.52	36	16	6	36	2	2	1	16	0		
Pct 7927 - VBM Reporting	696	143	20.55	63	11	4	41	10	3	0	11	0		
Pct 7928 - Election Day Reporting	848	135	15.92	43	14	6	45	5	2	0	20	0		
Pct 7928 - VBM Reporting	848	165	19.46	57	19	4	62	4	3	0	16	0		
Pct 7929 - Election Day Reporting	797	122	15.31	48	5	3	38	5	4	1	18	0		
Pct 7929 - VBM Reporting	797	208	26.10	90	22	8	54	7	5	1	21	0		
Pct 7931 - Election Day Reporting	703	105	15.50	39	16	4	36	2	3	0	9	0		
Pct 7931 - VBM Reporting	703	203	28.88	68	26	8	52	9	3	0	37	0		
Pct 7932 - Election Day Reporting	504	65	12.90	28	9	5	16	2	3	0	2	0		
Pct 7932 - VBM Reporting	504	108	21.63	39	12	3	40	5	3	0	7	0		
Pct 7933 MB - Election Day Repo	9	0	0.00	0	0	0	0	0	0	0	0	0		
Pct 7933 MB - VBM Reporting	9	3	33.33	0	0	1	1	0	1	0	0	0		
Pct 7934 - Election Day Reporting	777	108	13.90	41	11	2	34	0	3	0	16	1		
Pct 7934 - VBM Reporting	777	177	22.78	67	22	3	53	12	0	0	20	0		
Pct 7935 - Election Day Reporting	885	162	18.31	67	22	12	33	2	3	0	23	0		
Pct 7935 - VBM Reporting	885	248	28.02	108	20	7	67	5	10	0	33	0		
Pct 7936 - Election Day Reporting	798	140	17.54	61	11	2	37	5	4	0	20	0		
Pct 7936 - VBM Reporting	798	176	22.06	85	15	5	43	8	6	1	12	1		
Pct 7937 - Election Day Reporting	808	110	13.61	36	12	2	32	7	4	0	17	0		
Pct 7937 - VBM Reporting	808	179	22.15	71	9	7	56	7	4	0	23	2		
Pct 7938 - Election Day Reporting	704	95	13.49	34	9	5	31	3	1	0	12	0		
Pct 7938 - VBM Reporting	704	115	16.34	52	14	4	30	3	0	1	11	0		
Pct 7939 - Election Day Reporting	670	100	14.93	49	4	3	27	6	1	0	10	0		
Pct 7939 - VBM Reporting	670	148	22.09	53	15	7	53	5	1	0	14	0		
Pct 7941 - Election Day Reporting	733	83	11.32	35	8	6	26	0	1	0	7	0		
Pct 7941 - VBM Reporting	733	139	18.96	55	11	3	38	13	4	0	14	1		
Pct 7942 - Election Day Reporting	798	80	10.03	31	6	3	26	2	0	0	11	1		
Pct 7942 - VBM Reporting	798	171	21.43	61	17	17	41	5	3	0	27	0		
Pct 7943 - Election Day Reporting	801	98	12.23	29	6	2	35	10	3	0	13	0		
Pct 7943 - VBM Reporting	801	179	22.35	59	11	11	57	14	5	0	21	1		
Pct 7944 - Election Day Reporting	748	112	14.97	45	15	2	36	3	0	0	11	0		
Pct 7944 - VBM Reporting	748	147	19.65	52	23	9	34	11	5	0	13	0		
Pct 7945 - Election Day Reporting	790	37	4.68	13	5	1	14	1	2	0	1	0		
Pct 7945 - VBM Reporting	790	164	20.76	66	17	11	44	9	4	1	12	0		
Pct 7946 - Election Day Reporting	854	65	7.61	18	6	5	27	2	2	0	5	0		
Pct 7946 - VBM Reporting	854	223	26.11	95	12	6	60	20	9	0	21	0		
Pct 7947 - Election Day Reporting	814	48	5.90	7	8	5	16	4	3	0	3	2		
Pct 7947 - VBM Reporting	814	182	22.36	82	5	5	41	18	8	1	21	1		
Pct 7948 - Election Day Reporting	819	71	8.67	29	7	3	18	4	1	1	8	0		
Pct 7948 - VBM Reporting	819	184	22.47	65	13	7	50	23	11	0	13	2		
Pct 7949 - Election Day Reporting	496	36	7.26	10	3	3	11	5	1	0	3	0		
Pct 7949 - VBM Reporting	496	133	26.81	58	7	3	29	15	8	0	13	0		
Pct 7951 - Election Day Reporting	705	59	8.37	18	4	2	21	8	1	0	5	0		
Pct 7951 - VBM Reporting	705	200	28.37	73	12	8	55	24	13	0	15	0		
Pct 7952 - Election Day Reporting	687	46	6.70	13	3	2	21	2	2	0	3	0		
Pct 7952 - VBM Reporting	687	171	24.89	74	10	12	44	8	8	0	14	1		
Pct 7953 - Election Day Reporting	742	67	9.03	28	5	3	27	2	1	0	1	0		
Pct 7953 - VBM Reporting	742	195	26.28	60	7	10	57	28	7	0	25	1		
Pct 7954 MB - Election Day Repo	0	0	0.00	0	0	0	0	0	0	0	0	0		

**THE CITY AND COUNTY OF SAN FRANCISCO Statement of Vote  
PRIMARY ELECTION JUNE 2014**

NON-PARTISAN STATE CONTROLLER													
	Registration	Ballots Cast	Turnout (%)	STATE CONTROLLER	BETTY T. YEE	LAURA WELLS	TAMMY D. BLAIR	JOHN A. PÉREZ	DAVID EVANS	ASHLEY SWEARENGIN	WRITE-IN	Under Vote	Over Vote
Pct 7954 MB - VBM Reporting	0	0	0.00		0	0	0	0	0	0	0	0	0
Pct 7955 - Election Day Reporting	768	56	7.29		17	3	3	21	9	2	0	2	0
Pct 7955 - VBM Reporting	768	177	23.05		62	7	8	49	22	6	2	20	1
Pct 7956 - Election Day Reporting	628	37	5.89		9	4	2	12	4	1	0	5	0
Pct 7956 - VBM Reporting	628	164	26.11		62	9	10	40	24	6	1	11	1
Pct 7957 - Election Day Reporting	570	46	8.07		12	2	2	21	2	3	0	4	0
Pct 7957 - VBM Reporting	570	122	21.40		41	9	13	26	13	7	1	13	0
Pct 7958 MB - Election Day Repo	250	2	0.80		0	0	1	1	0	0	0	0	0
Pct 7958 MB - VBM Reporting	250	87	34.80		33	4	9	18	9	6	0	6	2
Pct 9001 MB - Election Day Repo	234	1	0.43		0	0	0	1	0	0	0	0	0
Pct 9001 MB - VBM Reporting	234	57	24.36		20	5	2	17	5	4	0	4	0
Pct 9101 - Election Day Reporting	820	78	9.51		24	13	3	17	8	3	0	10	0
Pct 9101 - VBM Reporting	820	186	22.68		81	17	5	29	27	9	1	17	0
Pct 9102 - Election Day Reporting	834	74	8.87		27	4	1	18	11	5	0	8	0
Pct 9102 - VBM Reporting	834	165	19.78		68	10	5	23	22	13	0	23	1
Pct 9103 - Election Day Reporting	824	81	9.83		35	6	2	17	8	6	2	5	0
Pct 9103 - VBM Reporting	824	156	18.93		79	8	2	19	27	10	0	9	2
Pct 9104 - Election Day Reporting	852	62	7.28		32	5	1	11	2	2	0	9	0
Pct 9104 - VBM Reporting	852	158	18.54		65	11	6	33	24	6	0	13	0
Pct 9105 - Election Day Reporting	874	78	8.92		30	3	4	15	6	4	0	15	1
Pct 9105 - VBM Reporting	874	171	19.57		60	18	11	33	25	6	1	17	0
Pct 9106 - Election Day Reporting	831	79	9.51		32	9	2	15	9	2	0	10	0
Pct 9106 - VBM Reporting	831	146	17.57		55	10	7	32	15	7	0	20	0
Pct 9107 - Election Day Reporting	747	82	10.98		27	5	2	21	9	1	0	15	2
Pct 9107 - VBM Reporting	747	120	16.06		52	10	6	11	20	2	0	19	0
Pct 9108 - Election Day Reporting	705	62	8.79		28	7	2	10	9	1	0	6	0
Pct 9108 - VBM Reporting	705	103	14.61		52	8	2	14	12	3	0	12	0
Pct 9109 - Election Day Reporting	748	78	10.43		28	7	3	20	12	0	0	8	0
Pct 9109 - VBM Reporting	748	135	18.05		51	12	6	29	12	7	0	18	0
Pct 9111 - Election Day Reporting	694	53	7.64		26	5	0	7	6	2	0	7	0
Pct 9111 - VBM Reporting	694	105	15.13		36	6	8	24	4	6	0	19	2
Pct 9112 - Election Day Reporting	848	72	8.49		30	7	2	18	7	2	0	6	0
Pct 9112 - VBM Reporting	848	146	17.57		64	11	9	26	13	6	0	18	2
Pct 9113 - Election Day Reporting	924	94	10.17		38	13	3	19	12	3	0	5	1
Pct 9113 - VBM Reporting	924	186	20.13		84	9	3	45	15	7	0	23	0
Pct 9114 - Election Day Reporting	777	60	7.72		28	7	2	13	5	1	0	4	0
Pct 9114 - VBM Reporting	777	148	19.05		54	9	13	24	16	7	0	25	0
Pct 9115 - Election Day Reporting	819	67	8.18		27	9	2	14	5	2	0	8	0
Pct 9115 - VBM Reporting	819	126	15.38		40	10	4	32	16	7	0	17	0
Pct 9116 - Election Day Reporting	838	68	8.11		23	9	6	16	3	1	0	10	0
Pct 9116 - VBM Reporting	838	135	16.11		51	13	8	29	15	7	0	12	0
Pct 9117 - Election Day Reporting	684	77	11.26		33	5	5	19	3	3	1	8	0
Pct 9117 - VBM Reporting	684	177	25.88		76	16	6	42	10	8	0	19	0
Pct 9118 - Election Day Reporting	836	65	8.25		39	3	2	12	9	0	0	4	0
Pct 9118 - VBM Reporting	836	147	17.58		57	15	4	28	22	7	0	13	1
Pct 9119 - Election Day Reporting	794	57	7.18		26	9	1	9	2	1	0	9	0
Pct 9119 - VBM Reporting	794	178	22.54		95	12	8	22	16	12	1	13	0
Pct 9121 - Election Day Reporting	797	63	7.90		26	6	2	14	5	5	0	5	0
Pct 9121 - VBM Reporting	797	146	18.32		87	12	5	11	12	5	2	12	0
Pct 9122 - Election Day Reporting	811	48	5.92		21	4	1	13	3	3	0	3	0
Pct 9122 - VBM Reporting	811	175	21.58		83	9	3	27	28	11	0	13	1
Pct 9123 - Election Day Reporting	766	68	8.88		23	6	3	17	13	1	0	5	0
Pct 9123 - VBM Reporting	766	138	18.02		63	12	7	16	24	5	1	8	2
Pct 9124 - Election Day Reporting	803	65	8.09		27	8	3	15	4	0	0	8	0
Pct 9124 - VBM Reporting	803	144	17.93		64	11	6	27	13	3	1	19	0
Pct 9125 - Election Day Reporting	783	60	7.66		25	9	2	13	4	1	0	6	0
Pct 9125 - VBM Reporting	783	158	20.31		80	20	1	15	20	2	0	21	0

**THE CITY AND COUNTY OF SAN FRANCISCO Statement of Vote  
PRIMARY ELECTION JUNE 2014**

NON-PARTISAN STATE CONTROLLER														
	Registration	Ballots Cast	Turnout (%)	STATE CONTROLLER BETTY T. YEE	LAURA WELLS	TAMMY D. BLAIR	JOHN A. PÉREZ	DAVID EVANS	ASHLEY SWEARENGIN	WRITE-IN	Under Vote	Over Vote		
Pct 9126 - Election Day Reporting	833	65	8.28	34	4	9	12	5	6	0	5	0		
Pct 9126 - VBM Reporting	833	194	23.29	80	9	7	27	19	11	1	40	0		
Pct 9127 - Election Day Reporting	884	85	9.62	46	3	3	13	6	4	0	10	0		
Pct 9127 - VBM Reporting	884	175	19.80	86	10	5	30	9	16	0	19	0		
Pct 9128 - Election Day Reporting	761	65	8.54	29	6	0	16	6	2	0	5	0		
Pct 9128 - VBM Reporting	761	168	22.08	70	15	4	21	35	6	0	17	0		
Pct 9129 - Election Day Reporting	643	71	11.04	25	5	2	26	6	3	0	4	0		
Pct 9129 - VBM Reporting	643	110	17.11	48	7	3	22	8	13	0	9	0		
Pct 9131 - Election Day Reporting	658	65	9.88	36	3	1	14	5	1	0	5	0		
Pct 9131 - VBM Reporting	658	140	21.28	66	12	5	19	17	6	0	15	0		
Pct 9132 - Election Day Reporting	804	79	9.83	31	7	4	14	10	0	1	12	0		
Pct 9132 - VBM Reporting	804	102	12.69	34	6	4	23	14	7	0	13	1		
Pct 9133 - Election Day Reporting	910	83	9.12	37	4	6	18	6	4	0	9	0		
Pct 9133 - VBM Reporting	910	221	24.29	101	12	5	47	18	13	0	23	2		
Pct 9134 - Election Day Reporting	720	45	6.25	15	4	2	9	6	0	0	9	0		
Pct 9134 - VBM Reporting	720	139	19.31	57	12	1	23	23	8	0	15	0		
Pct 9135 - Election Day Reporting	732	75	10.25	13	10	3	24	9	6	0	10	0		
Pct 9135 - VBM Reporting	732	146	19.95	54	10	3	28	26	7	0	18	0		
Pct 9136 - Election Day Reporting	813	60	7.38	25	4	2	12	6	2	0	9	0		
Pct 9136 - VBM Reporting	813	134	16.48	51	7	11	23	10	9	0	23	0		
Pct 9137 - Election Day Reporting	845	77	9.11	33	10	4	13	9	4	0	4	0		
Pct 9137 - VBM Reporting	845	183	21.66	75	14	7	43	18	11	0	15	0		
Pct 9138 - Election Day Reporting	803	61	7.60	34	2	5	9	4	1	0	6	0		
Pct 9138 - VBM Reporting	803	179	22.29	89	13	4	27	23	11	0	12	0		
Pct 9139 - Election Day Reporting	876	73	8.33	31	4	3	8	18	5	0	4	0		
Pct 9139 - VBM Reporting	876	239	27.28	116	18	4	29	32	17	0	22	1		
Pct 9141 - Election Day Reporting	849	64	7.54	26	6	0	19	7	1	0	5	0		
Pct 9141 - VBM Reporting	849	171	20.14	78	6	3	40	15	12	0	17	0		
Pct 9142 - Election Day Reporting	838	54	6.44	23	7	2	16	2	2	0	2	0		
Pct 9142 - VBM Reporting	838	144	17.18	69	14	5	26	14	5	0	11	0		
Pct 9143 - Election Day Reporting	831	80	9.63	37	6	3	12	4	8	1	9	0		
Pct 9143 - VBM Reporting	831	170	20.46	86	15	4	23	9	8	0	25	0		
Pct 9144 - Election Day Reporting	844	95	11.61	40	3	7	25	5	5	0	13	0		
Pct 9144 - VBM Reporting	844	157	18.60	63	6	6	29	16	13	0	24	0		
Pct 9145 - Election Day Reporting	793	88	11.10	43	9	1	20	6	3	0	6	0		
Pct 9145 - VBM Reporting	793	142	17.91	53	9	4	27	22	8	0	18	1		
Pct 9146 - Election Day Reporting	824	66	8.01	29	8	5	13	5	2	0	4	0		
Pct 9146 - VBM Reporting	824	141	17.11	72	10	4	27	9	4	0	13	2		
Pct 9147 - Election Day Reporting	881	89	10.10	42	12	1	18	6	2	0	8	0		
Pct 9147 - VBM Reporting	881	135	15.32	62	11	4	23	10	6	1	18	0		
Pct 9148 - Election Day Reporting	862	81	9.40	36	9	5	16	6	0	1	8	0		
Pct 9148 - VBM Reporting	862	136	15.78	60	3	2	32	15	6	0	18	0		
Pct 9149 - Election Day Reporting	856	85	9.93	31	14	4	18	3	3	0	12	0		
Pct 9149 - VBM Reporting	856	145	16.94	45	12	3	39	16	7	0	22	1		
Pct 9151 - Election Day Reporting	700	58	8.29	19	6	2	14	5	3	0	9	0		
Pct 9151 - VBM Reporting	700	171	24.43	71	13	9	33	18	6	0	21	0		
Pct 9152 - Election Day Reporting	680	13	1.91	4	2	0	2	1	1	0	3	0		
Pct 9152 - VBM Reporting	680	64	12.35	25	9	1	15	15	10	0	9	0		
Pct 9201 - Election Day Reporting	773	52	6.73	19	5	5	11	3	5	0	4	0		
Pct 9201 - VBM Reporting	773	94	12.16	31	12	7	18	7	9	0	10	0		
Pct 9202 - Election Day Reporting	816	47	5.76	18	9	4	9	2	2	0	3	0		
Pct 9202 - VBM Reporting	816	98	12.01	40	8	2	18	13	7	0	10	0		
Pct 9203 - Election Day Reporting	834	52	7.43	22	3	2	8	8	9	0	10	0		
Pct 9203 - VBM Reporting	834	151	18.11	42	6	4	19	49	16	0	15	0		
Pct 9204 - Election Day Reporting	750	68	9.07	21	4	0	10	15	5	0	13	0		
Pct 9204 - VBM Reporting	750	147	19.60	41	6	3	20	39	14	0	22	2		
Pct 9205 - Election Day Reporting	651	33	5.07	17	2	0	3	8	0	0	3	0		

**THE CITY AND COUNTY OF SAN FRANCISCO Statement of Vote  
PRIMARY ELECTION JUNE 2014**

NON-PARTISAN STATE CONTROLLER														
	Registration	Ballots Cast	Turnout (%)	STATE CONTROLLER BETTY T. YEE	LAURA WELLS	TAMMY D. BLAIR	JOHN A. PÉREZ	DAVID EVANS	ASHLEY SWEARENGIN	WRITE-IN	Under-Vote	Over-Vote		
Pct 9205 - VBM Reporting	651	134	20.58	39	9	2	28	23	12	0	21	0		
Pct 9206 - Election Day Reporting	844	55	6.52	15	5	2	10	7	7	0	9	0		
Pct 9206 - VBM Reporting	844	184	21.80	44	13	10	23	53	17	0	23	1		
Pct 9207 - Election Day Reporting	832	73	8.77	29	0	2	12	8	11	0	11	0		
Pct 9207 - VBM Reporting	832	110	13.22	30	7	5	15	25	13	2	13	0		
Pct 9208 - Election Day Reporting	813	53	6.52	14	3	2	14	9	4	0	7	0		
Pct 9208 - VBM Reporting	813	120	14.76	32	2	4	17	28	19	0	18	0		
Pct 9209 - Election Day Reporting	630	41	6.51	13	2	1	7	7	3	0	8	0		
Pct 9209 - VBM Reporting	630	120	19.05	31	10	4	18	23	17	1	15	1		
Pct 9211 - Election Day Reporting	746	51	6.84	9	6	1	12	9	1	0	13	0		
Pct 9211 - VBM Reporting	746	108	14.61	33	7	4	11	19	13	0	22	0		
Pct 9212 - Election Day Reporting	691	39	5.64	12	4	1	10	6	0	0	6	0		
Pct 9212 - VBM Reporting	691	97	14.04	23	10	2	20	20	5	0	17	0		
Pct 9213 - Election Day Reporting	812	65	8.00	15	5	5	9	12	6	0	13	0		
Pct 9213 - VBM Reporting	812	134	16.50	43	13	3	22	20	10	1	22	0		
Pct 9214 - Election Day Reporting	544	43	7.90	13	1	2	6	9	4	0	8	0		
Pct 9214 - VBM Reporting	544	118	21.88	29	2	3	20	26	11	1	27	0		
Pct 9215 - Election Day Reporting	571	49	8.58	14	3	2	5	14	4	0	7	0		
Pct 9215 - VBM Reporting	571	101	17.69	32	2	6	8	25	9	0	19	0		
Pct 9216 - Election Day Reporting	692	58	8.38	19	5	2	14	8	3	0	7	0		
Pct 9216 - VBM Reporting	692	90	13.01	25	3	0	12	22	16	0	12	0		
Pct 9217 - Election Day Reporting	622	50	8.04	18	2	2	12	7	6	1	2	0		
Pct 9217 - VBM Reporting	622	113	18.17	23	6	8	23	20	17	0	22	0		
Pct 9218 - Election Day Reporting	685	42	6.13	18	4	1	8	4	1	0	6	0		
Pct 9218 - VBM Reporting	685	95	13.87	23	6	0	21	22	9	0	14	0		
Pct 9219 - Election Day Reporting	687	44	6.40	15	3	1	10	5	3	0	7	0		
Pct 9219 - VBM Reporting	687	109	15.87	40	5	1	25	12	12	0	14	0		
Pct 9221 - Election Day Reporting	608	68	11.18	24	2	1	11	14	6	0	10	0		
Pct 9221 - VBM Reporting	608	168	27.63	34	6	2	23	45	24	0	32	2		
Pct 9222 - Election Day Reporting	763	70	9.17	20	1	1	19	17	3	0	9	0		
Pct 9222 - VBM Reporting	763	168	22.15	53	9	5	26	30	16	0	30	0		
Pct 9223 - Election Day Reporting	550	41	7.45	14	3	3	7	5	3	0	6	0		
Pct 9223 - VBM Reporting	550	103	18.73	34	4	2	24	19	5	0	15	0		
Pct 9224 - Election Day Reporting	868	62	7.14	25	6	3	9	11	3	0	5	0		
Pct 9224 - VBM Reporting	868	210	24.19	70	9	9	33	43	12	1	31	2		
Pct 9225 - Election Day Reporting	772	58	7.64	19	2	2	13	10	5	0	8	0		
Pct 9225 - VBM Reporting	772	121	15.67	36	9	2	18	21	11	0	24	0		
Pct 9226 - Election Day Reporting	817	64	7.83	13	5	0	15	11	9	0	11	0		
Pct 9226 - VBM Reporting	817	152	18.60	43	5	5	24	35	10	0	29	1		
Pct 9227 - Election Day Reporting	692	59	8.53	18	3	2	15	9	3	0	9	0		
Pct 9227 - VBM Reporting	692	204	29.48	68	12	3	37	30	22	0	32	0		
Pct 9228 - Election Day Reporting	665	74	11.13	28	3	4	11	9	6	0	13	0		
Pct 9228 - VBM Reporting	665	174	26.17	58	8	3	28	38	11	1	27	0		
Pct 9229 - Election Day Reporting	532	53	9.96	23	1	0	7	9	4	0	9	0		
Pct 9229 - VBM Reporting	532	123	23.12	57	5	2	16	13	11	0	19	0		
Pct 9231 - Election Day Reporting	915	107	11.69	46	9	8	17	13	3	0	11	0		
Pct 9231 - VBM Reporting	915	176	19.23	60	17	9	32	23	7	0	28	0		
Pct 9232 - Election Day Reporting	675	66	9.78	35	4	4	12	6	0	0	5	0		
Pct 9232 - VBM Reporting	675	142	21.04	54	11	4	29	23	7	0	14	0		
Pct 9233 - Election Day Reporting	692	47	6.79	15	6	2	8	3	6	0	9	0		
Pct 9233 - VBM Reporting	692	182	26.30	52	9	6	22	43	18	0	32	0		
Pct 9234 - Election Day Reporting	648	63	9.72	20	6	1	17	6	4	1	8	0		
Pct 9234 - VBM Reporting	648	172	26.54	46	11	5	36	28	22	0	23	1		
Pct 9235 - Election Day Reporting	839	83	9.89	27	3	1	17	15	2	0	18	0		
Pct 9235 - VBM Reporting	839	167	19.90	44	6	5	28	38	20	1	24	1		
Pct 9236 - Election Day Reporting	636	53	8.33	21	2	2	9	6	5	0	8	0		
Pct 9236 - VBM Reporting	636	126	19.81	39	7	4	24	15	11	0	25	1		



**THE CITY AND COUNTY OF SAN FRANCISCO Statement of Vote  
PRIMARY ELECTION JUNE 2014**

NON-PARTISAN STATE CONTROLLER														
	Registration	Ballots Cast	Turnout (%)	STATE CONTROLLER BETTY T. YEE	LAURA WELLS	TAMMY D. BLAIR	JOHN A. PÉREZ	DAVID EVANS	ASHLEY SWEARENGIN	WRITE-IN	Under Vote	Over Vote		
Pct 9237 - Election Day Reporting	821	58	7.06	28	2	2	8	6	3	0	9	0		
Pct 9237 - VBM Reporting	821	159	19.37	60	10	2	19	35	13	0	20	0		
Pct 9238 - Election Day Reporting	746	45	6.03	22	4	3	4	7	1	0	4	0		
Pct 9238 - VBM Reporting	746	184	24.66	64	9	3	32	38	17	1	22	2		
Pct 9239 - Election Day Reporting	777	57	7.34	25	2	3	11	2	3	0	11	0		
Pct 9239 - VBM Reporting	777	191	24.58	71	5	6	22	34	27	0	26	0		
Pct 9241 - Election Day Reporting	879	66	7.74	20	4	3	11	11	9	0	10	0		
Pct 9241 - VBM Reporting	879	154	17.52	55	9	3	25	33	10	0	19	0		
Pct 9242 - Election Day Reporting	844	66	7.82	23	8	5	3	13	6	0	8	0		
Pct 9242 - VBM Reporting	844	156	18.48	50	7	5	36	29	8	0	21	0		
Pct 9243 - Election Day Reporting	543	47	8.66	20	1	3	9	5	3	0	6	0		
Pct 9243 - VBM Reporting	543	92	16.94	40	2	3	13	13	7	0	13	1		
Pct 9244 - Election Day Reporting	763	65	8.52	30	2	1	17	6	3	0	6	0		
Pct 9244 - VBM Reporting	763	118	15.47	42	5	3	32	17	7	0	12	0		
Pct 9245 - Election Day Reporting	631	61	9.67	19	6	2	15	8	5	0	6	0		
Pct 9245 - VBM Reporting	631	104	16.48	29	5	5	29	9	6	0	21	0		
Pct 9246 - Election Day Reporting	803	38	4.73	16	3	0	8	4	2	0	5	0		
Pct 9246 - VBM Reporting	803	152	18.93	49	16	4	26	24	19	0	14	0		
Pct 9247 - Election Day Reporting	800	57	7.13	20	3	2	10	9	2	0	11	0		
Pct 9247 - VBM Reporting	800	160	20.00	58	9	7	30	21	14	0	21	0		
Pct 9248 - Election Day Reporting	752	53	7.05	19	9	2	11	4	5	0	3	0		
Pct 9248 - VBM Reporting	752	139	18.48	40	9	2	34	16	13	0	25	0		
Pct 9249 - Election Day Reporting	805	73	9.07	25	13	0	11	7	8	0	9	0		
Pct 9249 - VBM Reporting	805	149	18.51	57	12	6	26	17	17	0	14	0		
Pct 9251 - Election Day Reporting	822	93	11.31	37	8	2	18	10	0	1	17	0		
Pct 9251 - VBM Reporting	822	155	18.86	45	12	5	41	18	6	0	27	1		
Pct 9252 - Election Day Reporting	807	63	7.81	25	6	1	10	9	6	0	6	0		
Pct 9252 - VBM Reporting	807	160	19.83	70	5	3	40	21	5	0	16	0		
Pct 9253 - Election Day Reporting	717	58	8.09	20	8	4	11	2	7	0	6	0		
Pct 9253 - VBM Reporting	717	147	20.50	54	6	2	35	19	7	0	24	0		
Pct 9254 - Election Day Reporting	818	50	6.11	17	2	1	18	5	0	1	6	0		
Pct 9254 - VBM Reporting	818	155	18.95	62	6	2	38	19	9	0	19	0		
Pct 9255 - Election Day Reporting	486	43	8.85	19	1	3	8	5	1	0	6	0		
Pct 9255 - VBM Reporting	486	62	12.76	16	5	7	12	8	11	0	3	0		
Pct 9256 - Election Day Reporting	325	16	4.92	7	1	0	4	2	1	0	1	0		
Pct 9256 - VBM Reporting	325	46	14.77	17	1	1	15	3	2	0	9	0		
Pct 9257 MB - Election Day Reporting	259	0	0.00	0	0	0	0	0	0	0	0	0		
Pct 9257 MB - VBM Reporting	259	67	25.87	29	10	2	18	1	5	0	2	0		
Pct 9258 - Election Day Reporting	590	33	5.58	10	1	1	10	5	0	0	6	0		
Pct 9258 - VBM Reporting	590	128	21.69	59	5	3	21	18	7	0	15	0		
Pct 9401 - Election Day Reporting	842	82	9.74	27	14	4	16	7	3	1	10	0		
Pct 9401 - VBM Reporting	842	135	16.03	51	20	3	35	5	6	0	15	0		
Pct 9402 - Election Day Reporting	860	64	7.44	22	11	3	20	5	3	0	0	0		
Pct 9402 - VBM Reporting	860	140	16.28	61	19	5	23	14	2	0	16	0		
Pct 9403 - Election Day Reporting	800	42	5.25	11	4	1	13	5	2	0	6	0		
Pct 9403 - VBM Reporting	800	160	20.00	72	10	6	23	22	7	0	19	1		
Pct 9404 - Election Day Reporting	821	64	7.80	29	9	2	12	6	2	0	4	0		
Pct 9404 - VBM Reporting	821	179	21.80	77	14	5	30	21	13	0	19	0		
Pct 9405 - Election Day Reporting	682	76	11.58	33	4	3	20	12	1	1	5	0		
Pct 9405 - VBM Reporting	682	120	17.60	55	9	1	22	14	11	0	8	0		
Pct 9406 - Election Day Reporting	819	69	8.42	25	4	1	12	9	8	0	10	0		
Pct 9406 - VBM Reporting	819	158	19.29	77	5	6	33	14	6	0	16	1		
Pct 9407 - Election Day Reporting	812	54	6.65	27	10	0	7	3	4	1	2	0		
Pct 9407 - VBM Reporting	812	133	16.38	53	9	10	24	10	10	0	16	1		
Pct 9408 - Election Day Reporting	717	53	7.39	25	5	1	10	7	1	0	4	0		
Pct 9408 - VBM Reporting	717	110	15.34	56	9	4	22	2	2	0	15	0		
Pct 9409 - Election Day Reporting	539	46	8.91	16	2	2	17	3	2	0	6	0		

**THE CITY AND COUNTY OF SAN FRANCISCO Statement of Vote  
PRIMARY ELECTION JUNE 2014**

NON-PARTISAN STATE CONTROLLER														
	Registration	Ballots Cast	Turnout(%)	STATE CONTROLLER BETTY T. YEE	LAURA WELLS	TAMMY D. BLAIR	JOHN A. PÉREZ	DAVID EVANS	ASHLEY SWEARENGIN	WRITE-IN	Under Vote	Over Vote		
Pct 9409 - VBM Reporting	539	95	17.63	45	7	4	14	6	5	1	13	0		
Pct 9411 - Election Day Reporting	851	62	7.29	29	5	3	13	2	2	0	8	0		
Pct 9411 - VBM Reporting	851	131	15.39	48	15	6	30	19	7	1	5	0		
Pct 9412 - Election Day Reporting	798	72	9.02	30	10	3	9	5	5	2	8	0		
Pct 9412 - VBM Reporting	798	160	20.05	82	17	4	21	19	0	1	16	0		
Pct 9413 - Election Day Reporting	821	52	6.33	21	7	2	9	4	0	0	9	0		
Pct 9413 - VBM Reporting	821	172	20.95	69	9	4	42	20	5	0	23	0		
Pct 9414 - Election Day Reporting	806	64	7.94	23	9	2	15	11	0	0	4	0		
Pct 9414 - VBM Reporting	806	170	21.09	71	19	9	25	19	8	1	18	0		
Pct 9415 - Election Day Reporting	689	54	7.84	29	3	5	11	4	0	0	2	0		
Pct 9415 - VBM Reporting	689	144	20.90	73	8	7	14	20	10	1	11	0		
Pct 9416 - Election Day Reporting	867	81	9.34	35	10	0	12	15	3	0	6	0		
Pct 9416 - VBM Reporting	867	162	18.69	79	14	6	28	15	9	1	10	0		
Pct 9417 - Election Day Reporting	676	40	5.92	11	11	1	8	4	4	0	1	0		
Pct 9417 - VBM Reporting	676	199	20.56	54	12	5	19	28	7	0	13	1		
Pct 9418 - Election Day Reporting	688	47	6.83	21	2	3	10	3	3	0	5	0		
Pct 9418 - VBM Reporting	688	154	22.38	69	9	5	23	29	4	0	14	1		
Pct 9419 - Election Day Reporting	796	76	9.55	34	5	1	11	16	1	1	7	0		
Pct 9419 - VBM Reporting	796	187	23.49	72	11	5	28	38	13	0	20	0		
Pct 9421 - Election Day Reporting	812	50	6.16	19	5	1	8	7	1	0	9	0		
Pct 9421 - VBM Reporting	812	198	24.38	109	9	5	26	17	18	0	14	0		
Pct 9422 - Election Day Reporting	925	83	8.97	33	8	3	10	13	6	0	10	0		
Pct 9422 - VBM Reporting	925	185	20.00	71	12	8	33	22	16	0	23	0		
Pct 9423 - Election Day Reporting	809	59	7.29	19	9	2	11	7	5	0	6	0		
Pct 9423 - VBM Reporting	809	151	18.67	73	13	5	25	14	10	0	10	1		
Pct 9424 - Election Day Reporting	826	57	6.90	17	8	2	14	10	0	0	6	0		
Pct 9424 - VBM Reporting	826	180	21.79	98	8	2	25	16	7	0	23	1		
Pct 9425 - Election Day Reporting	808	40	4.95	22	4	0	7	4	0	0	3	0		
Pct 9425 - VBM Reporting	808	162	20.05	74	5	8	30	23	3	0	19	0		
Pct 9426 - Election Day Reporting	727	57	7.84	27	4	3	8	5	1	0	9	0		
Pct 9426 - VBM Reporting	727	137	18.84	59	5	2	27	22	8	0	13	1		
Pct 9427 - Election Day Reporting	797	57	7.15	21	4	4	10	10	4	0	4	0		
Pct 9427 - VBM Reporting	797	185	23.21	90	9	2	24	29	9	0	22	0		
Pct 9428 - Election Day Reporting	854	51	5.97	23	1	3	7	8	4	1	4	0		
Pct 9428 - VBM Reporting	854	186	21.78	91	13	1	36	24	5	0	16	0		
Pct 9429 - Election Day Reporting	774	90	11.63	41	3	4	17	12	7	0	6	0		
Pct 9429 - VBM Reporting	774	159	20.54	73	7	8	18	30	11	0	12	0		
Pct 9431 - Election Day Reporting	868	70	8.06	39	2	3	14	10	0	0	2	0		
Pct 9431 - VBM Reporting	868	224	25.81	122	5	6	33	18	17	0	22	1		
Pct 9432 - Election Day Reporting	851	84	9.87	39	7	5	15	6	5	0	7	0		
Pct 9432 - VBM Reporting	851	176	20.68	93	8	4	28	22	5	1	17	0		
Pct 9433 - Election Day Reporting	839	53	6.32	15	3	4	12	10	3	0	6	0		
Pct 9433 - VBM Reporting	839	186	22.17	85	10	4	30	24	8	0	24	1		
Pct 9434 - Election Day Reporting	889	62	6.97	18	5	2	15	10	2	0	10	0		
Pct 9434 - VBM Reporting	889	206	23.40	90	17	7	46	34	4	0	10	0		
Pct 9435 - Election Day Reporting	855	89	10.41	34	5	4	19	14	4	0	9	0		
Pct 9435 - VBM Reporting	855	189	22.11	70	11	10	38	28	7	0	25	0		
Pct 9436 - Election Day Reporting	900	64	7.11	20	2	4	18	9	7	0	4	0		
Pct 9436 - VBM Reporting	900	227	25.22	109	10	17	30	20	11	0	30	0		
Pct 9437 - Election Day Reporting	825	75	9.09	40	5	1	12	4	7	0	6	0		
Pct 9437 - VBM Reporting	825	176	21.33	70	9	7	24	32	17	0	17	0		
Pct 9438 - Election Day Reporting	841	69	8.20	31	7	2	14	9	3	0	3	0		
Pct 9438 - VBM Reporting	841	188	22.35	98	11	7	30	16	8	0	18	0		
Pct 9439 - Election Day Reporting	827	62	7.50	23	2	3	21	4	4	0	4	1		
Pct 9439 - VBM Reporting	827	174	21.04	68	10	6	31	29	16	1	12	1		
Pct 9441 - Election Day Reporting	895	67	7.49	32	6	6	10	6	1	0	6	0		
Pct 9441 - VBM Reporting	895	197	22.01	77	14	4	27	35	7	1	32	0		

**THE CITY AND COUNTY OF SAN FRANCISCO Statement of Vote  
PRIMARY ELECTION JUNE 2014**

NON-PARTISAN STATE CONTROLLER														
	Registration	Ballots Cast	Turnout(%)	STATE CONTROLLER BETTY T. YEE	LAURA WELLS	TAMMY D. BLAIR	JOHN A. PÉREZ	DAVID EVANS	ASHLEY SWEARENGIN	WRITE-IN	Under Vote	Over Vote		
Pct 9442 - Election Day Reporting	896	80	8.93	34	7	1	17	9	1	0	11	0		
Pct 9442 - VBM Reporting	896	166	18.53	79	13	5	24	22	10	0	12	1		
Pct 9443 - Election Day Reporting	780	59	7.56	16	6	10	15	5	1	1	5	0		
Pct 9443 - VBM Reporting	780	159	20.38	71	18	4	28	21	7	0	10	0		
Pct 9444 - Election Day Reporting	819	41	5.01	16	3	1	5	9	3	0	4	0		
Pct 9444 - VBM Reporting	819	175	21.37	86	3	8	32	21	12	0	13	0		
Pct 9445 - Election Day Reporting	853	72	8.44	28	2	4	13	10	6	0	9	0		
Pct 9445 - VBM Reporting	853	205	24.03	92	17	10	33	31	5	0	15	2		
Pct 9446 - Election Day Reporting	906	81	8.94	26	8	3	16	9	5	2	12	0		
Pct 9446 - VBM Reporting	906	210	23.18	95	16	8	31	25	10	0	24	0		
Pct 9447 - Election Day Reporting	860	56	6.74	22	7	2	14	7	2	0	4	0		
Pct 9447 - VBM Reporting	860	181	21.05	91	7	6	22	21	10	0	24	0		
Pct 9448 - Election Day Reporting	834	55	6.59	18	5	1	12	8	4	0	7	0		
Pct 9448 - VBM Reporting	834	177	21.22	77	14	2	35	18	17	1	13	0		
Pct 9449 - Election Day Reporting	678	51	7.52	17	5	1	11	8	2	1	5	1		
Pct 9449 - VBM Reporting	678	159	23.45	78	5	8	28	19	10	2	9	0		
Pct 9451 - Election Day Reporting	368	36	9.78	13	4	2	8	4	2	0	3	0		
Pct 9451 - VBM Reporting	368	89	24.18	28	4	5	14	20	7	0	11	0		
Pct 9452 - Election Day Reporting	715	67	9.37	19	6	0	19	11	5	0	7	0		
Pct 9452 - VBM Reporting	715	138	19.30	50	11	5	25	18	9	0	20	0		
Pct 9453 - Election Day Reporting	434	33	7.60	17	3	2	2	5	1	0	3	0		
Pct 9453 - VBM Reporting	434	109	25.12	48	6	3	21	10	8	0	13	0		
Pct 9501 MB - Election Day Repo	125	1	0.80	1	0	0	0	0	0	0	0	0		
Pct 9501 MB - VBM Reporting	125	41	32.80	15	5	0	11	3	1	0	6	0		
Pct 9502 MB - Election Day Repo	188	0	0.00	0	0	0	0	0	0	0	0	0		
Pct 9502 MB - VBM Reporting	188	63	33.51	25	3	3	12	5	5	0	10	0		
Pct 9503/9504 - Election Day Rep	625	33	5.28	10	3	1	11	2	2	0	4	0		
Pct 9503/9504 - VBM Reporting	625	109	17.44	33	11	8	26	9	6	1	12	3		
Pct 9505 - Election Day Reporting	727	50	6.88	16	2	4	19	3	2	0	4	0		
Pct 9505 - VBM Reporting	727	144	19.81	41	10	16	42	7	6	0	22	0		
Pct 9506 - Election Day Reporting	706	47	6.66	22	3	1	19	2	0	0	0	0		
Pct 9506 - VBM Reporting	706	101	14.31	34	9	6	21	5	2	0	23	1		
Pct 9507 - Election Day Reporting	670	61	9.10	20	12	2	19	1	4	0	3	0		
Pct 9507 - VBM Reporting	670	114	17.01	36	12	6	36	5	3	1	15	0		
Pct 9508 - Election Day Reporting	708	48	6.78	20	7	3	12	1	0	0	5	0		
Pct 9508 - VBM Reporting	708	83	11.72	37	10	3	26	4	0	0	3	0		
Pct 9509 - Election Day Reporting	588	45	8.33	17	9	0	9	2	2	0	10	0		
Pct 9509 - VBM Reporting	588	96	16.33	33	8	3	27	1	2	0	22	0		
Pct 9511 - Election Day Reporting	572	64	11.19	19	8	2	17	3	4	0	11	0		
Pct 9511 - VBM Reporting	572	85	14.86	31	10	4	19	5	1	0	15	0		
Pct 9512 - Election Day Reporting	703	47	6.69	16	4	5	14	2	0	0	6	0		
Pct 9512 - VBM Reporting	703	117	16.64	41	17	2	34	4	1	2	14	2		
Pct 9513 - Election Day Reporting	808	62	7.67	26	7	3	16	2	0	0	8	0		
Pct 9513 - VBM Reporting	808	108	13.37	57	9	4	21	4	6	0	6	1		
Pct 9514/9522 - Election Day Rep	852	80	9.39	30	9	3	22	7	3	0	6	0		
Pct 9514/9522 - VBM Reporting	852	97	11.38	35	11	2	21	13	7	0	8	0		
Pct 9515 - Election Day Reporting	651	65	9.98	26	10	2	12	6	2	0	6	1		
Pct 9515 - VBM Reporting	651	97	14.90	38	9	5	15	8	12	0	10	0		
Pct 9516 - Election Day Reporting	794	90	11.34	36	6	1	21	9	0	0	16	1		
Pct 9516 - VBM Reporting	794	141	17.76	55	18	7	27	14	7	0	13	0		
Pct 9517 - Election Day Reporting	740	63	8.51	31	5	1	17	0	3	0	6	0		
Pct 9517 - VBM Reporting	740	123	16.62	43	11	5	27	13	2	0	22	0		
Pct 9518 - Election Day Reporting	684	64	9.36	27	9	3	14	4	0	0	6	1		
Pct 9518 - VBM Reporting	684	87	12.72	34	13	4	16	6	3	0	11	0		
Pct 9519 - Election Day Reporting	821	91	11.08	33	13	3	24	5	5	0	8	0		
Pct 9519 - VBM Reporting	821	126	15.35	46	10	2	28	10	9	0	21	0		
Pct 9521 - Election Day Reporting	841	99	11.77	44	10	1	23	6	1	0	14	0		

**THE CITY AND COUNTY OF SAN FRANCISCO Statement of Vote  
PRIMARY ELECTION JUNE 2014**

NON-PARTISAN STATE CONTROLLER														
	Registration	Balots Cast	Turnout (%)	STATE CONTROLLER BETTY T. YEE	LAURA WELLS	TAMMY D. BLAIR	JOHN A. PEREZ	DAVID EVANS	ASHLEY SWEARENGIN	WRITE-IN	Under Vote	Over Vote		
Pct 9521 - VBM Reporting	841	123	14.63	47	21	1	16	12	5	0	20	1		
Pct 9701 - Election Day Reporting	608	65	10.69	24	7	3	12	7	1	0	11	0		
Pct 9701 - VBM Reporting	608	134	22.04	62	11	3	23	11	3	0	21	0		
Pct 9702 - Election Day Reporting	665	65	9.77	25	7	3	18	2	2	0	6	0		
Pct 9702 - VBM Reporting	665	114	17.14	44	14	1	20	9	5	0	21	0		
Pct 9703 - Election Day Reporting	871	72	8.27	21	5	2	19	16	5	0	4	0		
Pct 9703 - VBM Reporting	871	201	23.08	93	10	8	28	34	9	0	19	0		
Pct 9704 - Election Day Reporting	880	76	8.64	34	5	1	8	8	4	0	16	0		
Pct 9704 - VBM Reporting	880	198	22.61	88	9	6	29	25	10	0	32	0		
Pct 9705 - Election Day Reporting	823	58	7.05	30	3	2	14	4	2	0	3	0		
Pct 9705 - VBM Reporting	823	165	20.05	71	14	2	30	15	8	0	23	2		
Pct 9706 MB - Election Day Repo	55	0	0.00	0	0	0	0	0	0	0	0	0		
Pct 9706 MB - VBM Reporting	55	18	32.73	8	1	1	3	0	3	0	2	0		
Pct 9707 - Election Day Reporting	725	54	7.45	18	2	2	17	8	3	0	4	0		
Pct 9707 - VBM Reporting	725	193	26.82	90	14	4	26	23	14	0	21	1		
Pct 9708 - Election Day Reporting	826	66	7.99	34	6	0	11	6	2	0	7	0		
Pct 9708 - VBM Reporting	826	178	21.55	57	11	10	45	16	6	0	31	2		
Pct 9709 - Election Day Reporting	877	81	9.24	35	7	1	14	9	6	1	8	0		
Pct 9709 - VBM Reporting	877	202	23.03	91	10	10	32	26	11	1	21	0		
Pct 9711 - Election Day Reporting	575	78	13.57	29	6	4	15	9	6	0	9	0		
Pct 9711 - VBM Reporting	575	152	26.43	69	15	2	25	22	4	0	15	0		
Pct 9712 - Election Day Reporting	589	73	12.39	29	4	3	12	11	5	0	9	0		
Pct 9712 - VBM Reporting	589	152	25.81	44	10	6	25	26	11	0	30	0		
Pct 9713 - Election Day Reporting	866	57	6.58	20	6	1	12	5	3	0	10	0		
Pct 9713 - VBM Reporting	866	193	22.29	91	10	3	25	32	9	0	23	0		
Pct 9714 - Election Day Reporting	864	88	10.19	43	1	1	11	14	6	0	12	0		
Pct 9714 - VBM Reporting	864	247	28.59	95	13	1	45	48	20	0	24	1		
Pct 9715 - Election Day Reporting	554	88	15.88	44	4	3	15	6	4	0	12	0		
Pct 9715 - VBM Reporting	554	148	26.71	48	3	4	27	28	15	0	23	0		
Pct 9716 - Election Day Reporting	829	71	8.56	22	5	2	16	12	3	0	11	0		
Pct 9716 - VBM Reporting	829	187	22.56	85	9	4	44	14	11	0	20	0		
Pct 9717 - Election Day Reporting	881	80	9.08	23	12	1	17	15	3	0	8	1		
Pct 9717 - VBM Reporting	881	188	21.34	77	14	5	29	29	15	0	19	0		
Pct 9718 - Election Day Reporting	800	106	13.25	42	5	4	17	20	5	0	13	0		
Pct 9718 - VBM Reporting	800	230	28.75	85	14	11	40	37	17	0	25	1		
Pct 9719 - Election Day Reporting	828	108	13.04	43	6	2	22	14	6	0	15	0		
Pct 9719 - VBM Reporting	828	218	26.33	96	9	6	37	32	14	0	23	1		
Pct 9721 - Election Day Reporting	598	81	13.55	26	2	1	26	10	5	0	11	0		
Pct 9721 - VBM Reporting	598	146	24.41	45	6	7	36	26	10	0	16	0		
Pct 9722 - Election Day Reporting	583	62	10.63	20	2	1	13	7	6	0	13	0		
Pct 9722 - VBM Reporting	583	158	27.10	60	7	7	32	26	9	0	16	1		
Pct 9723 - Election Day Reporting	415	25	6.02	8	1	0	4	3	6	0	3	0		
Pct 9723 - VBM Reporting	415	132	31.81	67	3	2	18	12	14	0	16	0		
Pct 9724 - Election Day Reporting	841	75	8.92	26	2	3	15	15	8	0	6	0		
Pct 9724 - VBM Reporting	841	248	29.49	90	13	2	30	53	26	1	33	0		
Pct 9725 - Election Day Reporting	878	45	5.13	10	7	0	8	12	2	0	6	0		
Pct 9725 - VBM Reporting	878	222	25.28	83	13	5	41	41	21	0	18	0		
Pct 9726 - Election Day Reporting	695	48	6.91	21	5	2	10	4	1	0	4	1		
Pct 9726 - VBM Reporting	695	94	13.53	42	8	4	7	12	8	0	13	0		
Pct 9727 - Election Day Reporting	405	38	9.63	20	0	0	6	7	3	0	3	0		
Pct 9727 - VBM Reporting	405	113	27.90	41	2	4	13	24	19	0	10	0		
Pct 9728 - Election Day Reporting	883	97	10.99	41	8	1	12	13	14	0	8	0		
Pct 9728 - VBM Reporting	883	238	26.95	82	10	7	46	51	26	0	15	1		
Pct 9729 - Election Day Reporting	703	79	11.24	27	0	1	18	17	9	0	7	0		
Pct 9729 - VBM Reporting	703	163	26.03	65	4	6	22	43	16	0	26	1		
Pct 9731 - Election Day Reporting	497	83	16.70	27	4	1	16	16	7	0	12	0		
Pct 9731 - VBM Reporting	497	113	22.74	33	5	4	21	26	16	1	7	0		

**THE CITY AND COUNTY OF SAN FRANCISCO Statement of Vote  
PRIMARY ELECTION JUNE 2014**

NON-PARTISAN STATE CONTROLLER														
	Registration	Ballots Cast	Turnout (%)	STATE CONTROLLER BETTY T. YEE	LAURA WELLS	TAMMY D. BLAIR	JOHN A. PÉREZ	DAVID EVANS	ASHLEY SWEARENGIN	WRITE-IN	Under Vote	Over Vote		
Pct 9732 MB - Election Day Repo	65	0	0.00	0	0	0	0	0	0	0	0	0	0	0
Pct 9732 MB - VBM Reporting	65	25	44.62	10	2	1	10	1	2	0	3	0	0	0
Pct 9733 MB - Election Day Repo	210	1	0.48	0	0	1	0	0	0	0	0	0	0	0
Pct 9733 MB - VBM Reporting	210	86	41.90	34	5	4	18	8	4	0	15	0	0	0
Pct 9734 - Election Day Reporting	569	62	10.90	27	2	1	14	12	1	0	5	0	0	0
Pct 9734 - VBM Reporting	569	186	32.69	62	7	3	33	39	12	0	29	1	0	0
Pct 9735 - Election Day Reporting	738	93	12.60	36	3	4	22	11	8	1	8	0	0	0
Pct 9735 - VBM Reporting	738	215	29.13	85	10	3	43	35	20	1	17	1	0	0
Pct 9736 - Election Day Reporting	666	78	11.71	36	2	3	12	9	6	0	10	0	0	0
Pct 9736 - VBM Reporting	666	191	28.68	74	11	9	47	23	8	0	19	0	0	0
Pct 9737 - Election Day Reporting	736	55	7.47	23	7	2	9	9	1	0	4	0	0	0
Pct 9737 - VBM Reporting	736	229	31.11	84	7	9	58	26	12	1	31	1	0	0
Pct 9738 - Election Day Reporting	672	49	7.29	13	8	0	14	9	2	0	3	0	0	0
Pct 9738 - VBM Reporting	672	148	22.02	38	9	16	41	21	9	1	13	0	0	0
Pct 9739 - Election Day Reporting	791	38	4.80	17	5	2	9	3	1	0	1	0	0	0
Pct 9739 - VBM Reporting	791	104	13.15	31	12	5	23	16	6	0	11	0	0	0
Pct 9741 - Election Day Reporting	631	2	0.32	2	0	0	0	0	0	0	0	0	0	0
Pct 9741 - VBM Reporting	631	1	0.16	1	0	0	0	0	0	0	0	0	0	0
Pct 9742 - Election Day Reporting	563	66	11.72	21	3	2	19	10	3	0	8	0	0	0
Pct 9742 - VBM Reporting	563	116	20.60	45	4	7	11	28	7	0	14	0	0	0
Pct 9743 - Election Day Reporting	839	58	6.91	17	7	6	19	4	0	0	5	0	0	0
Pct 9743 - VBM Reporting	839	169	20.14	45	16	13	56	20	11	1	5	2	0	0
Pct 9744 - Election Day Reporting	817	66	8.08	20	9	4	23	2	6	0	2	0	0	0
Pct 9744 - VBM Reporting	817	121	14.81	28	8	3	43	20	4	0	15	0	0	0
Pct 9745 - Election Day Reporting	898	58	6.46	14	7	6	19	1	5	0	6	0	0	0
Pct 9745 - VBM Reporting	898	109	12.14	25	13	5	27	13	11	0	14	1	0	0
Pct 9746 - Election Day Reporting	867	96	11.07	28	5	2	18	22	7	0	14	0	0	0
Pct 9746 - VBM Reporting	867	222	25.61	89	12	11	31	29	21	0	29	0	0	0
Pct 9747 - Election Day Reporting	858	74	8.62	30	11	2	19	2	4	0	6	0	0	0
Pct 9747 - VBM Reporting	858	176	20.51	63	17	7	47	11	11	1	19	0	0	0
Pct 9748 - Election Day Reporting	888	86	9.68	26	8	3	22	15	2	0	10	0	0	0
Pct 9748 - VBM Reporting	888	211	23.76	80	12	7	47	29	12	2	20	2	0	0
Pct 9749 - Election Day Reporting	770	59	7.66	23	2	3	16	3	4	0	8	0	0	0
Pct 9749 - VBM Reporting	770	145	18.83	58	16	17	21	12	3	0	18	0	0	0
Pct 9751 - Election Day Reporting	854	77	9.02	25	3	5	20	16	5	0	3	0	0	0
Pct 9751 - VBM Reporting	854	236	27.63	91	17	8	52	36	9	0	23	0	0	0
Pct 9752 - Election Day Reporting	652	63	9.66	18	4	1	16	7	5	0	12	0	0	0
Pct 9752 - VBM Reporting	652	202	30.98	77	19	5	48	25	14	0	14	0	0	0
Pct 9753 - Election Day Reporting	691	58	8.10	25	4	2	14	3	2	0	6	0	0	0
Pct 9753 - VBM Reporting	691	160	23.15	50	23	7	49	10	3	0	18	0	0	0
Pct 9754 - Election Day Reporting	664	73	10.99	26	10	4	23	4	4	0	2	0	0	0
Pct 9754 - VBM Reporting	664	167	25.15	67	17	8	41	15	6	1	12	0	0	0
Pct 9755 - Election Day Reporting	504	52	10.32	20	2	2	14	4	1	0	9	0	0	0
Pct 9755 - VBM Reporting	504	131	25.99	41	11	8	41	17	2	1	10	0	0	0
Pct 9756 - Election Day Reporting	786	48	6.11	11	4	2	11	6	6	1	7	0	0	0
Pct 9756 - VBM Reporting	786	180	22.90	83	19	7	21	31	7	0	12	0	0	0
Pct 9801 - Election Day Reporting	381	40	10.50	16	4	1	6	4	3	0	6	0	0	0
Pct 9801 - VBM Reporting	381	80	21.00	28	7	1	27	3	3	0	11	0	0	0
Pct 9900 MB - Election Day Repo	0	0	0.00	0	0	0	0	0	0	0	0	0	0	0
Pct 9900 MB - VBM Reporting	0	0	0.00	0	0	0	0	0	0	0	0	0	0	0
Pct 9901 MB - Election Day Repo	0	0	0.00	0	0	0	0	0	0	0	0	0	0	0
Pct 9901 MB - VBM Reporting	0	0	0.00	0	0	0	0	0	0	0	0	0	0	0
Pct 9902 MB - Election Day Repo	0	0	0.00	0	0	0	0	0	0	0	0	0	0	0
Pct 9902 MB - VBM Reporting	0	0	0.00	0	0	0	0	0	0	0	0	0	0	0
Election Day Reporting Totals	435757	39406	9.04	14467	3658	1540	10420	3068	1457	80	4659	57		

**THE CITY AND COUNTY OF SAN FRANCISCO Statement of Vote  
PRIMARY ELECTION JUNE 2014**

NON-PARTISAN STATE CONTROLLER												
	Registration	Ballots Cast	Turnout (%)	STATE CONTROLLER BETTY T. YEE	LAURA WELLS	TAMMY D. BLAIR	JOHN A. PÉREZ	DAVID EVANS	ASHLEY SWEARENGIN	WRITE-IN	Under Vote	Over Vote
VBM Reporting Totals	435757	89993	20.65	35861	6501	3727	19402	9683	4348	156	9991	344
District Totals - Absentee												
District Grand Totals												
12TH CONGRESSIONAL DISTRICT	385648	114107	29.59	44709	9143	4572	26261	10795	4954	200	13113	360
13TH CONGRESSIONAL DISTRICT	0	0	0.00	0	0	0	0	0	0	0	0	0
14TH CONGRESSIONAL DISTRICT	50109	15292	30.52	5619	1016	695	3561	1936	851	36	1537	41
11TH SENATORIAL DISTRICT	435757	129399	29.70	50328	10159	5267	29822	12731	5805	236	14650	401
17TH ASSEMBLY DISTRICT	251482	76933	30.59	29832	6406	3309	19336	6102	2812	143	8705	288
19TH ASSEMBLY DISTRICT	184275	52466	28.47	20496	3753	1958	10486	6629	2893	93	5945	113
BOARD OF EQ. DISTRICT 2	435757	129399	29.70	50328	10159	5267	29822	12731	5805	236	14650	401
SUPERVISORIAL DISTRICT 1	37767	10488	27.77	4493	833	365	1978	1119	494	15	1168	24
SUPERVISORIAL DISTRICT 2	43533	11966	27.56	4059	717	371	2181	1948	972	14	1712	22
SUPERVISORIAL DISTRICT 3	33270	10359	31.14	4298	730	385	1891	1178	518	26	1295	38
SUPERVISORIAL DISTRICT 4	37949	10880	28.67	4767	787	392	1907	1360	557	23	1071	16
SUPERVISORIAL DISTRICT 5	47671	13088	27.45	5048	1306	550	3280	831	445	16	1558	52
SUPERVISORIAL DISTRICT 6	34002	9061	26.65	3160	785	615	2040	908	424	20	1034	75
SUPERVISORIAL DISTRICT 7	42355	14311	33.79	5500	977	497	2899	1932	885	20	1572	29
SUPERVISORIAL DISTRICT 8	53703	19219	35.79	7852	1532	609	5230	1105	580	32	2282	17
SUPERVISORIAL DISTRICT 9	38405	12015	31.28	4310	1181	498	3657	701	312	23	1281	52
SUPERVISORIAL DISTRICT 10	35021	8924	25.48	3558	627	514	2278	729	278	21	881	38
SUPERVISORIAL DISTRICT 11	32081	9059	28.24	3283	694	471	2481	920	360	26	796	38
CITY/COUNTY OF SAN FRANCISCO	435757	129399	29.70	50328	10159	5267	29822	12731	5805	236	14650	401
BAYVIEW/HUNTERS POINT	16695	3854	23.08	1485	235	276	1063	313	107	8	341	26
CHINATOWN	14573	4367	29.97	1965	308	134	703	464	208	12	558	15
CIVIC CENTER/DOWNTOWN	24423	6808	27.88	2465	570	410	1600	670	334	16	691	52
DIAMOND HEIGHTS	6435	2633	40.92	1150	164	93	612	198	113	10	290	3
EXCELSIOR (OUTER MISSION)	23621	6928	29.33	2467	520	331	1904	769	297	19	590	31
HIGHT ASHBURY	13174	3684	27.96	1455	385	136	905	195	114	5	478	11
INGLESIDE	10397	2683	25.81	1035	216	171	679	210	89	8	268	7
INNER SUNSET	8836	2387	27.01	1002	245	67	483	179	97	1	309	4
LAKE MERCED	7477	1812	24.23	598	146	78	407	261	141	3	174	4
LAUREL HEIGHTS/ANZA VISTA	8629	2287	26.50	835	198	73	499	240	129	2	309	2
MARINA/PACIFIC HEIGHTS	34933	9391	26.88	3132	562	295	1697	1581	773	11	1338	22
MISSION	28168	7962	28.27	2764	888	287	2478	433	177	13	880	42
NOE VALLEY	15911	5531	34.76	2275	444	177	1409	327	170	9	718	2
NORTH BERNAL HTS	8108	3099	38.22	1211	308	107	909	113	70	7	369	5
NORTH EMBARCADERO	6066	2166	35.71	850	149	88	340	299	106	4	325	5
PORTOLA	7972	2539	31.85	925	148	130	720	263	116	6	219	12
POTRERO HILL	12285	3536	28.78	1413	317	143	815	251	137	8	442	10
RICHMOND	32988	9245	28.03	4038	717	319	1723	977	437	14	999	21
SEA CLIFF/PRESIDIO HEIGHTS	7363	2366	32.13	828	154	83	425	361	165	4	343	3
SOUTH BERNAL HEIGHT	8738	3004	34.38	1184	277	125	834	168	72	3	338	3
SOUTH OF MARKET	18900	5193	27.48	1815	420	312	1120	573	251	14	652	36
SUNSET	37410	10737	28.70	4706	778	386	1876	1351	550	22	1052	16
UPPER MARKET/EUREKA VALL	17459	6607	37.84	2718	494	201	1935	337	154	9	754	5
VISITATION VALLEY	7291	1871	25.66	813	94	121	428	203	60	5	143	4
WEST OF TWIN PEAKS	31559	11503	36.45	4497	736	375	2297	1575	710	14	1274	25
WESTERN ADDITION	27878	7710	27.66	2875	725	366	2092	504	249	10	850	39
Grand Totals	435757	129399	29.70	50328	10159	5267	29822	12731	5805	236	14650	401

**THE CITY AND COUNTY OF SAN FRANCISCO Statement of Vote  
PRIMARY ELECTION JUNE 2014**

NON-PARTISAN STATE TREASURER												
	Registration	Ballots Cast	Turnout(%)	STATE TREASURER ELLEN H. BROWN	GREG CONLON	JOHN CHIANG	WRITE-IN	Under Vote	Over Vote			
Pct 1101 - Election Day Reporting	484	35	7.23	3	3	24	0	9	0			
Pct 1101 - VBM Reporting	484	106	21.90	5	13	79	1	8	0			
Pct 1102 - Election Day Reporting	873	94	10.77	14	7	57	0	16	0			
Pct 1102 - VBM Reporting	873	192	21.99	11	32	135	0	14	0			
Pct 1103 - Election Day Reporting	827	76	9.19	10	6	53	0	7	0			
Pct 1103 - VBM Reporting	827	215	26.00	11	31	153	0	20	0			
Pct 1104/1105 - Election Day Rep	817	65	7.96	5	11	41	0	7	1			
Pct 1104/1105 - VBM Reporting	817	155	18.97	19	14	107	1	14	0			
Pct 1106 - Election Day Reporting	681	43	6.31	10	3	25	1	4	0			
Pct 1106 - VBM Reporting	681	144	21.15	23	21	86	1	13	0			
Pct 1107 - Election Day Reporting	661	45	6.81	7	5	29	0	4	0			
Pct 1107 - VBM Reporting	661	124	18.76	8	5	97	0	14	0			
Pct 1108 - Election Day Reporting	827	57	6.89	7	1	36	0	13	0			
Pct 1108 - VBM Reporting	827	195	23.58	16	14	155	2	8	0			
Pct 1109 - Election Day Reporting	707	49	6.93	6	4	36	0	3	0			
Pct 1109 - VBM Reporting	707	164	23.20	15	17	117	1	14	0			
Pct 1111 - Election Day Reporting	859	66	7.68	9	6	44	0	7	0			
Pct 1111 - VBM Reporting	859	194	22.58	24	24	131	0	15	0			
Pct 1112 - Election Day Reporting	638	32	5.02	4	2	20	0	6	0			
Pct 1112 - VBM Reporting	638	124	19.44	5	5	108	0	6	0			
Pct 1113 - Election Day Reporting	622	26	4.50	6	1	18	0	3	0			
Pct 1113 - VBM Reporting	622	155	24.92	21	21	95	0	16	2			
Pct 1114 - Election Day Reporting	788	62	7.87	9	11	36	1	5	0			
Pct 1114 - VBM Reporting	788	161	20.43	21	29	103	1	7	0			
Pct 1115 - Election Day Reporting	760	33	4.34	4	2	27	0	0	0			
Pct 1115 - VBM Reporting	760	132	17.37	12	10	96	0	14	0			
Pct 1116 - Election Day Reporting	781	38	4.87	3	4	22	0	9	0			
Pct 1116 - VBM Reporting	781	167	21.38	14	8	129	0	16	0			
Pct 1117 - Election Day Reporting	711	51	7.17	11	6	22	0	12	0			
Pct 1117 - VBM Reporting	711	139	19.55	17	11	94	0	17	0			
Pct 1118 - Election Day Reporting	855	55	6.43	10	1	38	0	6	0			
Pct 1118 - VBM Reporting	855	176	20.82	23	11	126	0	18	0			
Pct 1119 - Election Day Reporting	676	34	5.03	13	3	15	0	3	0			
Pct 1119 - VBM Reporting	676	133	19.67	11	8	100	1	10	3			
Pct 1121 - Election Day Reporting	597	53	8.88	6	5	35	1	6	0			
Pct 1121 - VBM Reporting	597	136	22.78	9	14	92	1	20	0			
Pct 1122 - Election Day Reporting	541	33	6.10	3	4	24	0	2	0			
Pct 1122 - VBM Reporting	541	112	20.70	6	13	84	0	9	0			
Pct 1123 - Election Day Reporting	798	32	4.01	2	1	26	1	1	1			
Pct 1123 - VBM Reporting	798	108	13.53	10	3	82	1	12	0			
Pct 1124 - Election Day Reporting	673	40	5.94	4	2	26	0	8	0			
Pct 1124 - VBM Reporting	673	102	15.16	5	5	81	0	10	1			
Pct 1125 - Election Day Reporting	846	16	1.89	3	4	7	0	2	0			
Pct 1125 - VBM Reporting	846	174	20.57	15	17	128	0	14	0			
Pct 1126 - Election Day Reporting	789	29	3.68	6	4	17	0	2	0			
Pct 1126 - VBM Reporting	789	160	20.28	11	11	131	0	7	0			
Pct 1127 - Election Day Reporting	791	69	8.72	13	9	41	0	6	0			
Pct 1127 - VBM Reporting	791	164	20.73	11	22	117	0	13	1			
Pct 1128 - Election Day Reporting	719	40	5.56	8	3	22	0	7	0			
Pct 1128 - VBM Reporting	719	168	23.37	13	21	113	0	20	1			
Pct 1129 - Election Day Reporting	791	50	6.32	7	9	27	2	5	0			
Pct 1129 - VBM Reporting	791	165	20.86	17	20	117	0	11	0			
Pct 1131 - Election Day Reporting	702	32	4.56	5	3	16	0	8	0			
Pct 1131 - VBM Reporting	702	161	22.93	15	16	117	0	13	0			
Pct 1132 - Election Day Reporting	829	61	7.36	5	3	45	1	7	0			
Pct 1132 - VBM Reporting	829	191	23.04	15	32	128	1	14	1			
Pct 1133 - Election Day Reporting	769	37	4.81	6	10	17	0	4	0			

**THE CITY AND COUNTY OF SAN FRANCISCO Statement of Vote  
PRIMARY ELECTION JUNE 2014**

NON-PARTISAN STATE TREASURER													
	Registration	Ballots Cast	Turnout (%)	STATE TREASURER ELLEN H. BROWN	GREG CONLON	JOHN CHIANG	WRITE IN	Under Vote	Over Vote				
Pct 1133 - VBM Reporting	769	191	24.84	18	22	130	0	21	0				
Pct 1134 - Election Day Reporting	688	48	6.98	10	2	27	0	9	0				
Pct 1134 - VBM Reporting	688	146	21.22	6	16	101	1	22	0				
Pct 1135 - Election Day Reporting	456	27	5.92	2	3	18	0	4	0				
Pct 1135 - VBM Reporting	456	121	26.54	10	18	87	0	6	0				
Pct 1136 - Election Day Reporting	707	30	4.24	3	5	20	0	2	0				
Pct 1136 - VBM Reporting	707	179	25.32	15	29	120	1	12	2				
Pct 1141 - Election Day Reporting	859	48	5.59	9	4	34	0	1	0				
Pct 1141 - VBM Reporting	859	204	23.75	24	22	136	1	19	2				
Pct 1142 - Election Day Reporting	793	48	6.05	4	3	35	0	6	0				
Pct 1142 - VBM Reporting	793	187	23.58	36	19	111	0	21	0				
Pct 1143 - Election Day Reporting	843	76	9.02	17	4	50	0	5	0				
Pct 1143 - VBM Reporting	843	186	22.06	19	27	123	0	17	0				
Pct 1144 - Election Day Reporting	751	58	7.72	6	7	39	0	6	0				
Pct 1144 - VBM Reporting	751	143	19.04	14	15	100	0	13	1				
Pct 1145 - Election Day Reporting	805	58	7.20	8	3	38	0	9	0				
Pct 1145 - VBM Reporting	805	205	25.47	19	13	166	0	7	0				
Pct 1146 - Election Day Reporting	826	56	6.78	13	9	31	0	3	0				
Pct 1146 - VBM Reporting	826	196	23.73	17	23	140	0	15	1				
Pct 1147 - Election Day Reporting	779	72	9.24	17	4	39	0	12	0				
Pct 1147 - VBM Reporting	779	179	22.98	25	27	112	1	14	0				
Pct 1148 - Election Day Reporting	798	60	7.52	14	9	33	0	4	0				
Pct 1148 - VBM Reporting	798	168	21.05	12	24	121	1	10	0				
Pct 1149 - Election Day Reporting	812	69	8.50	12	5	47	0	5	0				
Pct 1149 - VBM Reporting	812	164	20.20	12	20	117	0	15	0				
Pct 1151 MB - Election Day Reporting	0	0	0.00	0	0	0	0	0	0				
Pct 1151 MB - VBM Reporting	0	0	0.00	0	0	0	0	0	0				
Pct 1152 - Election Day Reporting	764	66	8.64	13	12	33	1	7	0				
Pct 1152 - VBM Reporting	764	191	23.69	19	14	136	1	11	0				
Pct 1153 - Election Day Reporting	788	65	8.25	7	13	36	0	9	0				
Pct 1153 - VBM Reporting	788	154	19.54	14	29	105	0	6	0				
Pct 1154 MB - Election Day Reporting	0	0	0.00	0	0	0	0	0	0				
Pct 1154 MB - VBM Reporting	0	0	0.00	0	0	0	0	0	0				
Pct 7001 - Election Day Reporting	641	42	6.55	8	3	29	0	2	0				
Pct 7001 - VBM Reporting	641	105	16.38	7	7	69	0	22	0				
Pct 7002 - Election Day Reporting	820	52	6.34	9	2	31	0	10	0				
Pct 7002 - VBM Reporting	820	167	20.37	11	22	117	0	17	0				
Pct 7003 - Election Day Reporting	792	105	13.26	14	6	65	0	20	0				
Pct 7003 - VBM Reporting	792	162	20.45	10	15	120	0	17	0				
Pct 7004 - Election Day Reporting	784	81	10.33	12	3	55	0	11	0				
Pct 7004 - VBM Reporting	784	150	19.13	14	12	102	0	22	0				
Pct 7005 - Election Day Reporting	776	99	12.76	11	7	68	0	13	0				
Pct 7005 - VBM Reporting	776	149	19.20	14	14	99	0	22	0				
Pct 7006 - Election Day Reporting	825	91	11.03	16	6	54	0	15	0				
Pct 7006 - VBM Reporting	825	152	18.42	20	16	98	1	17	0				
Pct 7007 - Election Day Reporting	897	96	10.70	11	6	67	0	12	0				
Pct 7007 - VBM Reporting	897	169	21.07	17	10	131	1	30	0				
Pct 7008 - Election Day Reporting	787	122	15.50	11	9	78	1	23	0				
Pct 7008 - VBM Reporting	787	206	26.18	19	19	144	2	22	0				
Pct 7009 - Election Day Reporting	805	53	6.58	13	3	32	0	5	0				
Pct 7009 - VBM Reporting	805	185	22.98	17	11	138	0	19	0				
Pct 7011 - Election Day Reporting	876	50	5.71	5	0	39	0	6	0				
Pct 7011 - VBM Reporting	876	117	13.36	13	8	81	0	15	0				
Pct 7012 - Election Day Reporting	908	102	11.23	13	9	65	0	15	0				
Pct 7012 - VBM Reporting	908	168	18.61	17	14	127	0	10	1				
Pct 7013 - Election Day Reporting	554	44	7.94	7	2	28	0	7	0				
Pct 7013 - VBM Reporting	554	100	18.05	10	4	77	0	9	0				



**THE CITY AND COUNTY OF SAN FRANCISCO Statement of Vote  
PRIMARY ELECTION JUNE 2014**

NON-PARTISAN STATE TREASURER										
	Registration	Ballots Cast	Turnout(%)	STATE TREASURER ELLEN H. BROWN	GREG CONLON	JOHN CHANG	WRITE-IN	Under Vote	Over Vote	
Pct 7014 - Election Day Reporting	940	78	8.30	14	6	45	0	13	0	
Pct 7014 - VBM Reporting	940	188	17.87	16	9	119	1	23	1	
Pct 7015 MB - Election Day Repo	66	0	0.00	0	0	0	0	0	0	
Pct 7015 MB - VBM Reporting	66	13	19.70	1	1	9	0	2	0	
Pct 7016 - Election Day Reporting	787	40	5.08	10	2	22	0	6	0	
Pct 7016 - VBM Reporting	787	141	17.92	7	13	99	2	19	1	
Pct 7017 - Election Day Reporting	676	17	2.51	3	0	13	0	1	0	
Pct 7017 - VBM Reporting	676	94	13.91	19	7	61	0	7	0	
Pct 7018 - Election Day Reporting	840	42	5.00	4	2	32	1	3	0	
Pct 7018 - VBM Reporting	840	242	28.81	13	20	181	3	24	1	
Pct 7019 - Election Day Reporting	861	45	5.23	3	4	35	0	3	0	
Pct 7019 - VBM Reporting	861	222	25.78	22	16	161	0	23	0	
Pct 7021 - Election Day Reporting	841	56	6.90	8	2	37	1	10	0	
Pct 7021 - VBM Reporting	841	143	17.00	13	13	107	0	9	1	
Pct 7022 - Election Day Reporting	888	45	5.07	8	2	29	1	5	0	
Pct 7022 - VBM Reporting	888	152	17.12	9	12	117	0	14	0	
Pct 7023 - Election Day Reporting	823	40	4.86	8	1	27	0	4	0	
Pct 7023 - VBM Reporting	823	168	20.41	11	13	119	1	24	0	
Pct 7024 - Election Day Reporting	263	3	1.14	0	0	1	0	2	0	
Pct 7024 - VBM Reporting	263	13	4.94	2	1	8	0	2	0	
Pct 7025 - Election Day Reporting	417	18	4.32	6	0	12	0	0	0	
Pct 7025 - VBM Reporting	417	32	7.67	4	1	25	0	2	0	
Pct 7026 - Election Day Reporting	837	46	5.50	6	5	27	0	8	0	
Pct 7026 - VBM Reporting	837	235	28.08	13	24	175	0	23	0	
Pct 7027 - Election Day Reporting	775	53	6.84	5	4	38	0	6	0	
Pct 7027 - VBM Reporting	775	147	18.97	8	13	108	0	18	0	
Pct 7028 - Election Day Reporting	762	32	4.20	8	1	22	0	1	0	
Pct 7028 - VBM Reporting	762	91	11.94	7	4	74	0	6	0	
Pct 7029 - Election Day Reporting	802	27	3.37	8	0	17	0	1	1	
Pct 7029 - VBM Reporting	802	105	13.09	14	11	69	1	9	1	
Pct 7030 - Election Day Reporting	669	36	5.38	2	7	23	0	4	0	
Pct 7030 - VBM Reporting	669	180	26.91	11	18	135	0	16	0	
Pct 7031 - Election Day Reporting	358	12	3.35	4	0	4	0	4	0	
Pct 7031 - VBM Reporting	358	121	33.80	10	10	85	0	15	1	
Pct 7032 - Election Day Reporting	799	49	6.13	7	2	33	0	7	0	
Pct 7032 - VBM Reporting	799	151	18.90	13	11	110	0	16	1	
Pct 7033 - Election Day Reporting	706	47	6.66	7	7	27	1	5	0	
Pct 7033 - VBM Reporting	706	101	14.31	7	8	83	0	3	0	
Pct 7034 - Election Day Reporting	767	13	1.69	3	2	6	0	2	0	
Pct 7034 - VBM Reporting	767	59	7.69	6	1	50	0	2	0	
Pct 7035 - Election Day Reporting	311	23	7.40	3	3	16	0	1	0	
Pct 7035 - VBM Reporting	311	41	13.18	5	4	31	0	1	0	
Pct 7036 - Election Day Reporting	813	25	3.08	1	3	20	0	1	0	
Pct 7036 - VBM Reporting	813	171	21.03	19	15	127	0	10	0	
Pct 7037 - Election Day Reporting	687	15	2.18	0	0	13	0	2	0	
Pct 7037 - VBM Reporting	687	41	5.97	7	4	24	0	6	0	
Pct 7038 - Election Day Reporting	807	14	1.73	2	0	6	0	6	0	
Pct 7038 - VBM Reporting	807	171	21.19	14	11	129	1	16	0	
Pct 7039 - Election Day Reporting	705	58	8.23	8	5	40	0	5	0	
Pct 7039 - VBM Reporting	705	141	20.00	18	19	95	0	9	0	
Pct 7041 MB - Election Day Repo	53	0	0.00	0	0	0	0	0	0	
Pct 7041 MB - VBM Reporting	53	14	26.42	0	4	10	0	0	0	
Pct 7042 - Election Day Reporting	586	24	4.10	5	3	15	0	1	0	
Pct 7042 - VBM Reporting	586	130	22.18	17	15	88	0	9	1	
Pct 7043 - Election Day Reporting	765	23	3.01	6	1	13	0	3	0	
Pct 7043 - VBM Reporting	765	152	19.87	12	11	116	0	13	0	
Pct 7044 - Election Day Reporting	754	27	3.58	5	2	16	0	4	0	

**THE CITY AND COUNTY OF SAN FRANCISCO Statement of Vote  
PRIMARY ELECTION JUNE 2014**

NON-PARTISAN STATE TREASURER										
	Registration	Ballots Cast	Turnout (%)	STATE TREASURER ELLEN H. BROWN	GREG CONLON	JOHN CHIANG	WRITE-IN	Under Vote	Over Vote	
Pct 7044 - VBM Reporting	754	61	8.09	7	9	39	1	5	0	
Pct 7045 - Election Day Reporting	692	42	6.07	4	5	21	0	12	0	
Pct 7045 - VBM Reporting	692	181	26.16	5	23	135	0	17	1	
Pct 7046 - Election Day Reporting	389	25	6.43	4	1	16	0	4	0	
Pct 7046 - VBM Reporting	389	95	24.42	12	12	66	0	5	0	
Pct 7047 - Election Day Reporting	744	45	6.05	9	3	29	0	3	1	
Pct 7047 - VBM Reporting	744	199	26.75	12	16	150	0	21	0	
Pct 7048 - Election Day Reporting	725	40	5.52	9	4	20	0	7	0	
Pct 7048 - VBM Reporting	725	129	17.79	9	12	99	2	7	0	
Pct 7049 - Election Day Reporting	724	37	5.11	2	4	27	0	4	0	
Pct 7049 - VBM Reporting	724	156	21.55	9	25	111	0	11	0	
Pct 7051 - Election Day Reporting	771	29	3.76	4	2	19	1	3	0	
Pct 7051 - VBM Reporting	771	199	25.81	11	23	152	1	12	0	
Pct 7052 - Election Day Reporting	749	47	6.28	4	6	30	0	7	0	
Pct 7052 - VBM Reporting	749	156	20.83	6	19	120	1	10	0	
Pct 7053 - Election Day Reporting	400	13	3.25	0	5	8	0	0	0	
Pct 7053 - VBM Reporting	400	117	29.25	5	21	85	0	6	0	
Pct 7054 - Election Day Reporting	770	39	5.06	7	4	23	0	5	0	
Pct 7054 - VBM Reporting	770	119	15.45	11	5	89	0	13	1	
Pct 7101 MB - Election Day Repo	118	2	1.69	0	0	1	0	1	0	
Pct 7101 MB - VBM Reporting	118	28	23.73	4	1	18	0	5	0	
Pct 7201 - Election Day Reporting	823	69	8.38	9	5	45	1	9	0	
Pct 7201 - VBM Reporting	823	169	20.53	9	34	104	0	21	1	
Pct 7202 - Election Day Reporting	773	78	9.83	8	8	43	0	17	0	
Pct 7202 - VBM Reporting	773	178	23.03	9	49	104	0	16	0	
Pct 7203 - Election Day Reporting	779	65	8.34	6	8	43	0	8	0	
Pct 7203 - VBM Reporting	779	122	15.66	10	24	77	1	10	0	
Pct 7204 - Election Day Reporting	806	64	7.94	10	6	39	0	9	0	
Pct 7204 - VBM Reporting	806	206	25.56	17	29	135	0	25	0	
Pct 7205 - Election Day Reporting	814	81	9.95	11	11	46	0	13	0	
Pct 7205 - VBM Reporting	814	228	28.01	10	44	134	0	39	1	
Pct 7206 - Election Day Reporting	338	33	9.76	6	4	21	0	2	0	
Pct 7206 - VBM Reporting	338	51	15.09	3	4	35	0	9	0	
Pct 7207 - Election Day Reporting	546	32	5.86	4	3	21	0	4	0	
Pct 7207 - VBM Reporting	546	102	18.68	10	17	60	0	14	1	
Pct 7208 - Election Day Reporting	525	33	6.29	4	1	22	0	6	0	
Pct 7208 - VBM Reporting	525	133	25.33	9	21	91	-1	12	1	
Pct 7209 - Election Day Reporting	476	36	7.56	3	4	24	0	5	0	
Pct 7209 - VBM Reporting	476	186	39.08	12	28	119	0	27	0	
Pct 7301 - Election Day Reporting	838	63	7.52	8	7	40	0	8	0	
Pct 7301 - VBM Reporting	838	178	21.24	14	27	121	1	15	0	
Pct 7302 - Election Day Reporting	722	77	10.66	8	9	46	0	14	0	
Pct 7302 - VBM Reporting	722	263	36.43	18	51	163	0	31	0	
Pct 7303 - Election Day Reporting	839	86	10.25	8	7	51	0	20	0	
Pct 7303 - VBM Reporting	839	169	20.14	14	22	111	1	21	0	
Pct 7304 - Election Day Reporting	856	91	10.63	13	13	51	0	14	0	
Pct 7304 - VBM Reporting	856	187	21.85	20	27	116	0	24	0	
Pct 7305 - Election Day Reporting	782	98	12.53	9	16	52	0	21	0	
Pct 7305 - VBM Reporting	782	199	25.45	21	35	108	0	34	1	
Pct 7306 - Election Day Reporting	880	75	8.52	10	10	43	0	12	0	
Pct 7306 - VBM Reporting	880	178	20.23	21	28	105	0	24	0	
Pct 7307 - Election Day Reporting	673	65	9.66	10	2	43	0	10	0	
Pct 7307 - VBM Reporting	673	151	22.44	11	15	101	0	24	0	
Pct 7308 - Election Day Reporting	533	59	11.07	4	4	35	0	16	0	
Pct 7308 - VBM Reporting	533	158	29.64	8	33	100	0	17	0	
Pct 7309 - Election Day Reporting	738	70	9.49	6	8	48	0	8	0	
Pct 7309 - VBM Reporting	738	99	13.41	8	16	69	0	6	0	

**THE CITY AND COUNTY OF SAN FRANCISCO Statement of Vote  
PRIMARY ELECTION JUNE 2014**

NON-PARTISAN STATE TREASURER										
	Registration	Ballots Cast	Turnout (%)	STATE TREASURER ELLEN H. BROWN	GREG CONLON	JOHN CHIANG	WRITE-IN	Under Vote	Over Vote	
Pct 7311 - Election Day Reporting	795	66	8.30	8	7	44	0	7	0	
Pct 7311 - VBM Reporting	795	151	18.99	10	21	101	0	19	0	
Pct 7312 - Election Day Reporting	809	74	9.15	6	14	47	1	6	0	
Pct 7312 - VBM Reporting	809	242	29.91	12	48	145	1	36	0	
Pct 7313 - Election Day Reporting	768	72	9.38	12	12	39	0	9	0	
Pct 7313 - VBM Reporting	768	187	24.35	10	26	125	0	26	0	
Pct 7314 - Election Day Reporting	614	43	7.00	8	2	21	0	12	0	
Pct 7314 - VBM Reporting	614	142	23.13	13	9	100	1	19	0	
Pct 7315 - Election Day Reporting	629	55	8.74	7	5	28	0	15	0	
Pct 7315 - VBM Reporting	629	110	17.49	5	13	83	1	8	0	
Pct 7316 - Election Day Reporting	721	54	7.49	11	6	27	0	10	0	
Pct 7316 - VBM Reporting	721	160	22.19	22	14	100	1	22	1	
Pct 7317 - Election Day Reporting	823	80	9.72	8	10	56	1	5	0	
Pct 7317 - VBM Reporting	823	242	29.40	23	34	161	0	24	0	
Pct 7318 - Election Day Reporting	653	61	9.34	8	13	32	1	7	0	
Pct 7318 - VBM Reporting	653	162	24.81	11	19	108	0	24	0	
Pct 7319 - Election Day Reporting	856	50	5.84	6	4	33	0	7	0	
Pct 7319 - VBM Reporting	856	157	18.34	18	17	105	1	16	0	
Pct 7321 - Election Day Reporting	580	46	7.93	1	5	35	0	5	0	
Pct 7321 - VBM Reporting	580	131	22.59	3	11	98	0	19	0	
Pct 7322 - Election Day Reporting	743	34	4.58	2	1	28	0	3	0	
Pct 7322 - VBM Reporting	743	224	30.15	8	13	170	0	32	1	
Pct 7323 - Election Day Reporting	664	71	10.69	12	8	42	0	9	0	
Pct 7323 - VBM Reporting	664	121	18.22	8	8	96	0	9	0	
Pct 7324 - Election Day Reporting	656	46	7.01	4	3	35	0	4	0	
Pct 7324 - VBM Reporting	656	120	18.29	6	8	90	0	16	0	
Pct 7325 - Election Day Reporting	774	69	8.91	11	8	42	0	8	0	
Pct 7325 - VBM Reporting	774	134	17.31	11	9	90	0	24	0	
Pct 7326 - Election Day Reporting	736	63	8.56	9	7	35	0	12	0	
Pct 7326 - VBM Reporting	736	157	21.33	8	27	102	0	20	0	
Pct 7327 - Election Day Reporting	546	33	6.04	2	4	19	0	8	0	
Pct 7327 - VBM Reporting	546	156	28.57	4	7	130	0	15	0	
Pct 7328 - Election Day Reporting	730	36	4.93	3	3	16	1	13	0	
Pct 7328 - VBM Reporting	730	230	31.51	8	14	177	1	27	3	
Pct 7329 - Election Day Reporting	418	31	7.42	3	6	15	0	7	0	
Pct 7329 - VBM Reporting	418	125	29.90	7	36	66	0	16	0	
Pct 7331 - Election Day Reporting	798	115	14.41	12	22	53	2	26	0	
Pct 7331 - VBM Reporting	798	296	37.09	18	50	185	0	43	0	
Pct 7332 - Election Day Reporting	710	64	9.01	13	5	36	0	10	0	
Pct 7332 - VBM Reporting	710	117	16.48	6	14	84	0	13	0	
Pct 7333 - Election Day Reporting	845	75	8.88	10	8	44	0	13	0	
Pct 7333 - VBM Reporting	845	165	19.53	8	18	113	2	23	1	
Pct 7334 - Election Day Reporting	797	68	8.53	9	7	42	0	10	0	
Pct 7334 - VBM Reporting	797	150	18.82	17	13	105	1	14	0	
Pct 7335 - Election Day Reporting	821	69	8.40	1	9	48	0	11	0	
Pct 7335 - VBM Reporting	821	186	22.66	11	34	120	0	21	0	
Pct 7336 - Election Day Reporting	818	68	8.31	10	7	42	0	9	0	
Pct 7336 - VBM Reporting	818	201	24.57	12	50	120	2	17	0	
Pct 7337 - Election Day Reporting	745	59	7.92	6	7	39	0	7	0	
Pct 7337 - VBM Reporting	745	200	26.85	15	33	125	0	27	0	
Pct 7338 - Election Day Reporting	797	40	5.02	1	5	24	0	10	0	
Pct 7338 - VBM Reporting	797	255	31.99	11	24	189	0	31	0	
Pct 7339 - Election Day Reporting	531	52	9.79	10	7	31	0	4	0	
Pct 7339 - VBM Reporting	531	118	22.22	7	11	91	0	7	2	
Pct 7341 - Election Day Reporting	721	64	8.88	13	9	34	0	8	0	
Pct 7341 - VBM Reporting	721	138	19.14	14	14	100	1	9	0	
Pct 7342 - Election Day Reporting	819	113	13.80	12	19	72	0	10	0	

**THE CITY AND COUNTY OF SAN FRANCISCO Statement of Vote  
PRIMARY ELECTION JUNE 2014**

NON-PARTISAN STATE TREASURER										
	Registration	Ballois Cast	Turnout(%)	STATE TREASURER ELLEN H. BROWN	GREG CONLON	JOHN CHANG	WRITE IN	Under Vote	Over Vote	
Pct 7342 - VBM Reporting	819	135	16.48	17	23	77	1	16	1	
Pct 7343 - Election Day Reporting	588	68	11.56	13	8	38	0	9	0	
Pct 7343 - VBM Reporting	588	83	14.12	9	6	56	0	12	0	
Pct 7344 - Election Day Reporting	941	89	9.46	9	8	63	0	9	0	
Pct 7344 - VBM Reporting	941	179	19.02	15	20	121	0	23	0	
Pct 7345 - Election Day Reporting	847	61	7.20	10	1	45	0	5	0	
Pct 7345 - VBM Reporting	847	127	14.99	10	15	97	0	5	0	
Pct 7346 - Election Day Reporting	759	77	10.14	13	11	44	0	9	0	
Pct 7346 - VBM Reporting	759	103	13.57	7	11	79	1	5	0	
Pct 7347 - Election Day Reporting	830	60	7.23	8	4	41	0	7	0	
Pct 7347 - VBM Reporting	830	125	15.54	23	13	85	0	8	0	
Pct 7348 - Election Day Reporting	754	68	9.02	5	11	46	0	6	0	
Pct 7348 - VBM Reporting	754	134	17.77	14	13	94	0	13	0	
Pct 7349 - Election Day Reporting	773	76	9.83	7	6	50	0	13	0	
Pct 7349 - VBM Reporting	773	156	20.18	17	23	98	0	18	0	
Pct 7501 - Election Day Reporting	486	58	11.93	3	9	37	0	9	0	
Pct 7501 - VBM Reporting	486	75	15.43	0	16	46	0	13	0	
Pct 7502 - Election Day Reporting	661	46	6.96	2	5	34	0	5	0	
Pct 7502 - VBM Reporting	661	127	19.21	11	21	82	1	12	0	
Pct 7503 - Election Day Reporting	687	53	7.71	10	8	28	0	7	0	
Pct 7503 - VBM Reporting	687	135	19.65	8	19	94	0	14	0	
Pct 7504 - Election Day Reporting	425	32	7.53	1	4	21	0	6	0	
Pct 7504 - VBM Reporting	425	101	23.76	5	11	79	0	6	0	
Pct 7505 - Election Day Reporting	798	91	11.40	5	9	57	0	20	0	
Pct 7505 - VBM Reporting	798	314	39.35	18	38	223	0	35	0	
Pct 7506 - Election Day Reporting	736	42	5.71	6	3	29	0	4	0	
Pct 7506 - VBM Reporting	736	127	17.26	13	11	91	0	12	0	
Pct 7507 - Election Day Reporting	866	64	7.39	9	2	46	0	7	0	
Pct 7507 - VBM Reporting	866	173	19.98	28	19	106	1	19	0	
Pct 7508 - Election Day Reporting	656	76	11.59	8	11	48	0	9	0	
Pct 7508 - VBM Reporting	656	220	33.54	21	30	134	0	33	2	
Pct 7509/7511 - Election Day Rep	853	86	10.08	9	10	58	0	9	0	
Pct 7509/7511 - VBM Reporting	853	207	24.27	17	26	143	1	20	0	
Pct 7512 - Election Day Reporting	570	44	7.72	2	4	34	0	4	0	
Pct 7512 - VBM Reporting	570	119	20.88	15	22	74	0	8	0	
Pct 7513 - Election Day Reporting	699	72	10.30	9	5	46	0	12	0	
Pct 7513 - VBM Reporting	699	100	14.31	12	13	67	0	8	0	
Pct 7514 - Election Day Reporting	811	28	3.45	4	2	13	2	7	0	
Pct 7514 - VBM Reporting	811	165	20.35	15	10	118	0	22	0	
Pct 7515 - Election Day Reporting	774	68	8.79	9	2	50	0	7	0	
Pct 7515 - VBM Reporting	774	174	22.48	25	16	117	0	15	1	
Pct 7516 - Election Day Reporting	744	86	11.56	7	7	63	0	9	0	
Pct 7516 - VBM Reporting	744	221	29.70	22	19	155	0	24	1	
Pct 7517 - Election Day Reporting	822	88	10.46	6	2	72	0	6	0	
Pct 7517 - VBM Reporting	822	123	14.96	11	7	83	1	20	1	
Pct 7518 - Election Day Reporting	795	102	12.83	17	8	63	0	14	0	
Pct 7518 - VBM Reporting	795	131	16.48	12	4	99	0	16	0	
Pct 7519 - Election Day Reporting	693	60	8.66	12	5	40	0	3	0	
Pct 7519 - VBM Reporting	693	91	13.13	10	4	67	0	10	0	
Pct 7521 - Election Day Reporting	728	68	9.34	11	5	46	0	6	0	
Pct 7521 - VBM Reporting	728	112	15.38	9	5	85	0	13	0	
Pct 7522 - Election Day Reporting	771	68	8.95	6	2	54	0	7	0	
Pct 7522 - VBM Reporting	771	103	13.36	16	1	75	0	11	0	
Pct 7523 - Election Day Reporting	696	93	13.36	14	6	65	1	7	0	
Pct 7523 - VBM Reporting	696	95	13.65	24	5	57	0	9	0	
Pct 7524 - Election Day Reporting	580	57	9.83	8	3	36	0	10	0	
Pct 7524 - VBM Reporting	580	80	13.79	8	7	54	0	11	0	

**THE CITY AND COUNTY OF SAN FRANCISCO Statement of Vote  
PRIMARY ELECTION JUNE 2014**

NON-PARTISAN STATE TREASURER													
	Registration	Ballois Cast	Turnout (%)	STATE TREASURER ELLEN H. BROWN	GREG CONLON	JOHN CHIANG	WRITE-IN	Under Vote	Over Vote				
Pct 7525 - Election Day Reporting	780	59	7.56	9	3	40	0	7	0				
Pct 7525 - VBM Reporting	780	120	15.38	18	5	89	1	7	0				
Pct 7526 - Election Day Reporting	789	69	8.75	12	3	45	0	9	0				
Pct 7526 - VBM Reporting	789	135	17.11	11	4	103	0	17	0				
Pct 7527/7528 - Election Day Rep	679	80	11.78	9	9	51	0	11	0				
Pct 7527/7528 - VBM Reporting	679	131	19.29	11	22	83	0	14	1				
Pct 7529 - Election Day Reporting	812	84	10.34	14	3	58	1	9	0				
Pct 7529 - VBM Reporting	812	115	14.16	11	2	94	0	8	0				
Pct 7531 - Election Day Reporting	805	68	8.20	14	6	39	0	7	0				
Pct 7531 - VBM Reporting	805	91	11.30	11	1	68	0	11	0				
Pct 7532 - Election Day Reporting	639	65	10.17	7	7	42	0	9	0				
Pct 7532 - VBM Reporting	639	98	15.34	9	17	63	0	9	0				
Pct 7533 - Election Day Reporting	810	104	12.84	23	7	62	1	11	0				
Pct 7533 - VBM Reporting	810	97	11.98	14	8	61	0	14	0				
Pct 7534 - Election Day Reporting	762	86	11.29	20	6	51	0	9	0				
Pct 7534 - VBM Reporting	762	90	11.81	11	5	62	0	11	1				
Pct 7535 - Election Day Reporting	671	102	15.20	9	1	76	0	16	0				
Pct 7535 - VBM Reporting	671	90	13.41	14	8	64	0	4	0				
Pct 7536 - Election Day Reporting	749	91	12.15	9	4	56	0	22	0				
Pct 7536 - VBM Reporting	749	136	18.16	13	5	105	0	13	0				
Pct 7537 - Election Day Reporting	666	76	11.41	14	3	55	0	4	0				
Pct 7537 - VBM Reporting	666	108	16.22	17	2	76	0	13	0				
Pct 7538 - Election Day Reporting	728	96	13.19	14	3	72	1	6	0				
Pct 7538 - VBM Reporting	728	115	15.80	13	2	90	0	10	0				
Pct 7539 - Election Day Reporting	868	120	13.82	25	4	76	0	15	0				
Pct 7539 - VBM Reporting	868	118	13.59	27	5	74	0	12	0				
Pct 7541 - Election Day Reporting	732	79	10.79	19	5	48	0	9	0				
Pct 7541 - VBM Reporting	732	119	16.26	7	7	85	0	20	0				
Pct 7542 - Election Day Reporting	780	83	10.64	18	4	47	0	14	0				
Pct 7542 - VBM Reporting	780	118	15.13	15	6	89	0	8	0				
Pct 7543 - Election Day Reporting	845	69	8.17	11	2	47	0	9	0				
Pct 7543 - VBM Reporting	845	175	20.71	12	9	133	0	21	0				
Pct 7544 - Election Day Reporting	801	85	10.61	8	3	63	0	11	0				
Pct 7544 - VBM Reporting	801	138	17.23	18	6	100	0	14	0				
Pct 7545 - Election Day Reporting	779	82	10.53	16	1	57	0	8	0				
Pct 7545 - VBM Reporting	779	143	18.36	16	9	101	1	15	1				
Pct 7546 - Election Day Reporting	836	99	11.84	20	5	63	0	11	0				
Pct 7546 - VBM Reporting	836	141	16.87	22	13	91	2	13	0				
Pct 7547 - Election Day Reporting	885	83	9.38	16	2	50	0	15	0				
Pct 7547 - VBM Reporting	885	123	13.90	19	4	85	0	15	0				
Pct 7548 - Election Day Reporting	919	72	7.83	10	4	53	0	5	0				
Pct 7548 - VBM Reporting	919	168	18.28	12	10	131	0	15	0				
Pct 7549 - Election Day Reporting	734	80	10.90	12	5	53	0	10	0				
Pct 7549 - VBM Reporting	734	131	17.85	10	11	96	0	14	0				
Pct 7551 - Election Day Reporting	629	91	14.47	9	2	68	0	12	0				
Pct 7551 - VBM Reporting	629	99	15.74	8	7	78	0	6	0				
Pct 7552 - Election Day Reporting	659	88	13.35	6	5	66	0	11	0				
Pct 7552 - VBM Reporting	659	120	18.21	12	9	83	0	16	0				
Pct 7553 MB - Election Day Repo	154	3	1.95	1	0	1	0	1	0				
Pct 7553 MB - VBM Reporting	154	54	35.06	3	3	46	0	2	0				
Pct 7554 - Election Day Reporting	753	85	11.29	10	8	48	0	19	0				
Pct 7554 - VBM Reporting	753	167	22.18	8	10	120	0	29	0				
Pct 7555 - Election Day Reporting	834	113	13.55	11	6	81	0	15	0				
Pct 7555 - VBM Reporting	834	173	20.74	11	8	127	0	27	0				
Pct 7556/7557 - Election Day Rep	919	113	12.30	20	13	64	0	16	0				
Pct 7556/7557 - VBM Reporting	919	207	22.52	27	18	141	0	21	0				
Pct 7601 - Election Day Reporting	803	54	6.72	10	4	34	0	6	0				

**THE CITY AND COUNTY OF SAN FRANCISCO Statement of Vote  
PRIMARY ELECTION JUNE 2014**

NON-PARTISAN STATE TREASURER												
	Registration	Ballots Cast	Turnout (%)	STATE TREASURER ELLEN H. BROWN	GREG CONLON	JOHN CHIANG	WRITE-IN	Under Vote	Over Vote			
Pct 7601 - VBM Reporting	803	100	12.45	18	6	65	1	7	3			
Pct 7602 - Election Day Reporting	794	60	7.56	11	4	38	0	7	0			
Pct 7602 - VBM Reporting	794	115	14.48	9	8	86	1	11	0			
Pct 7603 - Election Day Reporting	713	70	9.82	10	6	49	0	5	0			
Pct 7603 - VBM Reporting	713	112	15.71	17	7	76	0	12	0			
Pct 7604 - Election Day Reporting	715	68	9.51	8	7	42	0	11	0			
Pct 7604 - VBM Reporting	715	117	16.36	19	12	78	0	8	0			
Pct 7605 - Election Day Reporting	696	54	7.76	9	3	31	0	11	0			
Pct 7605 - VBM Reporting	696	128	18.39	20	13	80	0	13	2			
Pct 7606 - Election Day Reporting	770	57	7.40	11	10	32	0	4	0			
Pct 7606 - VBM Reporting	770	109	14.16	24	14	61	1	9	0			
Pct 7607 - Election Day Reporting	836	57	6.82	12	6	33	0	6	0			
Pct 7607 - VBM Reporting	836	145	17.34	22	15	96	0	12	0			
Pct 7608 - Election Day Reporting	435	37	8.51	5	4	24	0	4	0			
Pct 7608 - VBM Reporting	435	83	19.08	9	7	57	0	10	0			
Pct 7609 - Election Day Reporting	839	57	6.79	12	5	26	0	14	0			
Pct 7609 - VBM Reporting	839	209	24.91	16	13	160	1	16	3			
Pct 7611 - Election Day Reporting	805	62	7.70	17	8	22	1	13	1			
Pct 7611 - VBM Reporting	805	146	18.14	23	11	100	1	11	0			
Pct 7612 - Election Day Reporting	598	50	8.36	4	6	29	0	11	0			
Pct 7612 - VBM Reporting	598	140	23.41	9	23	96	0	12	0			
Pct 7613 - Election Day Reporting	837	90	10.75	16	4	60	0	9	1			
Pct 7613 - VBM Reporting	837	151	18.04	17	18	102	0	14	0			
Pct 7614 - Election Day Reporting	895	50	5.59	10	7	27	0	6	0			
Pct 7614 - VBM Reporting	895	144	16.09	24	15	98	0	5	2			
Pct 7615 - Election Day Reporting	875	49	5.60	5	8	25	0	11	0			
Pct 7615 - VBM Reporting	875	139	15.89	16	19	93	0	11	0			
Pct 7616 - Election Day Reporting	461	35	7.59	6	3	26	0	0	0			
Pct 7616 - VBM Reporting	461	89	19.31	8	11	60	0	10	0			
Pct 7617 - Election Day Reporting	720	55	7.64	10	6	29	1	7	2			
Pct 7617 - VBM Reporting	720	150	20.83	29	15	95	0	9	2			
Pct 7618 - Election Day Reporting	789	64	8.11	12	3	41	0	8	0			
Pct 7618 - VBM Reporting	789	173	21.93	14	10	137	0	11	1			
Pct 7619 - Election Day Reporting	983	68	6.92	18	7	37	0	6	0			
Pct 7619 - VBM Reporting	983	186	18.92	25	14	123	1	22	1			
Pct 7621 - Election Day Reporting	864	53	6.13	4	5	43	0	1	0			
Pct 7621 - VBM Reporting	864	160	18.52	19	22	107	0	12	0			
Pct 7622 - Election Day Reporting	881	46	5.22	14	5	21	1	5	0			
Pct 7622 - VBM Reporting	881	133	15.10	22	12	87	0	12	0			
Pct 7623 - Election Day Reporting	766	25	3.26	5	1	15	0	4	0			
Pct 7623 - VBM Reporting	766	116	15.14	15	13	80	0	8	0			
Pct 7624 - Election Day Reporting	890	69	7.75	14	6	44	0	4	1			
Pct 7624 - VBM Reporting	890	131	14.72	18	15	88	0	9	1			
Pct 7625 - Election Day Reporting	842	67	7.96	7	7	41	0	12	0			
Pct 7625 - VBM Reporting	842	346	41.09	20	31	254	0	39	2			
Pct 7626 - Election Day Reporting	898	56	6.24	5	4	41	1	5	0			
Pct 7626 - VBM Reporting	898	183	20.38	14	23	122	1	23	0			
Pct 7627 - Election Day Reporting	944	48	5.08	4	7	31	1	5	0			
Pct 7627 - VBM Reporting	944	189	20.02	13	46	106	0	24	0			
Pct 7628 - Election Day Reporting	864	68	7.87	13	4	43	0	8	0			
Pct 7628 - VBM Reporting	864	141	16.32	26	6	88	0	21	0			
Pct 7629 - Election Day Reporting	711	33	4.64	7	1	23	0	2	0			
Pct 7629 - VBM Reporting	711	110	15.47	12	10	78	0	9	1			
Pct 7631 - Election Day Reporting	761	46	6.04	6	9	29	0	2	0			
Pct 7631 - VBM Reporting	761	156	20.50	17	18	101	0	19	1			
Pct 7632 - Election Day Reporting	646	33	5.11	4	3	26	0	0	0			
Pct 7632 - VBM Reporting	646	117	18.11	16	14	78	0	9	0			

**THE CITY AND COUNTY OF SAN FRANCISCO Statement of Vote  
PRIMARY ELECTION JUNE 2014**

NON-PARTISAN STATE TREASURER													
	Registration	Ballots Cast	Turnout (%)	STATE TREASURER ELLEN H. BROWN	GREG CONLON	JOHN CHIANG	WRITE IN	Under Vote	Over Vote				
Pct 7633 - Election Day Reporting	627	44	7.02	6	2	31	1	4	0				
Pct 7633 - VBM Reporting	627	189	30.14	4	14	153	0	17	1				
Pct 7634 - Election Day Reporting	854	56	6.56	6	2	37	0	11	0				
Pct 7634 - VBM Reporting	854	209	24.47	19	25	141	0	23	1				
Pct 7635 - Election Day Reporting	689	26	3.77	5	3	17	0	1	0				
Pct 7635 - VBM Reporting	689	118	17.13	15	11	80	1	11	0				
Pct 7636 - Election Day Reporting	858	56	6.53	9	3	30	2	12	0				
Pct 7636 - VBM Reporting	858	126	14.69	13	14	81	0	18	0				
Pct 7637 - Election Day Reporting	915	49	5.36	4	9	29	0	7	0				
Pct 7637 - VBM Reporting	915	202	22.08	13	33	127	0	29	0				
Pct 7638 - Election Day Reporting	879	45	5.12	1	6	32	0	6	0				
Pct 7638 - VBM Reporting	879	248	28.21	10	53	158	1	26	0				
Pct 7639 - Election Day Reporting	821	52	6.33	5	9	32	0	6	0				
Pct 7639 - VBM Reporting	821	172	20.95	11	26	117	0	18	0				
Pct 7641 - Election Day Reporting	847	62	7.32	5	6	39	0	12	0				
Pct 7641 - VBM Reporting	847	211	24.91	15	39	134	1	22	0				
Pct 7642 - Election Day Reporting	863	49	5.68	7	7	26	0	9	0				
Pct 7642 - VBM Reporting	863	352	40.79	41	44	166	1	100	0				
Pct 7643 - Election Day Reporting	777	44	5.66	8	5	27	0	4	0				
Pct 7643 - VBM Reporting	777	206	26.51	16	32	143	0	14	1				
Pct 7644 - Election Day Reporting	864	45	5.21	2	9	22	0	12	0				
Pct 7644 - VBM Reporting	864	133	15.39	7	17	94	0	15	0				
Pct 7645 - Election Day Reporting	577	34	5.89	4	5	21	0	4	0				
Pct 7645 - VBM Reporting	577	163	28.25	7	31	95	0	30	0				
Pct 7646 - Election Day Reporting	880	47	5.34	3	4	33	0	7	0				
Pct 7646 - VBM Reporting	880	174	19.77	11	20	124	0	19	0				
Pct 7647 - Election Day Reporting	835	40	4.79	9	3	27	0	1	0				
Pct 7647 - VBM Reporting	835	89	10.66	15	9	56	0	9	0				
Pct 7648 MB - Election Day Reporting	85	1	1.18	0	0	1	0	0	0				
Pct 7648 MB - VBM Reporting	85	20	23.53	3	3	10	1	3	0				
Pct 7701 - Election Day Reporting	881	99	11.24	14	13	63	0	9	0				
Pct 7701 - VBM Reporting	881	205	23.27	19	29	143	0	14	0				
Pct 7702 - Election Day Reporting	678	69	10.18	7	7	49	0	6	0				
Pct 7702 - VBM Reporting	678	195	28.91	10	41	122	0	23	0				
Pct 7703 MB - Election Day Reporting	146	1	0.68	0	0	0	0	1	0				
Pct 7703 MB - VBM Reporting	146	38	26.03	5	3	24	0	5	1				
Pct 7704 - Election Day Reporting	887	87	9.81	14	15	50	0	8	0				
Pct 7704 - VBM Reporting	887	277	31.23	19	52	171	0	33	2				
Pct 7705 - Election Day Reporting	509	70	13.75	2	11	46	0	11	0				
Pct 7705 - VBM Reporting	509	144	28.29	7	32	89	0	16	0				
Pct 7706 - Election Day Reporting	785	114	14.52	8	25	70	0	11	0				
Pct 7706 - VBM Reporting	785	206	26.24	15	32	138	0	21	0				
Pct 7707 - Election Day Reporting	779	111	14.25	13	15	75	0	8	0				
Pct 7707 - VBM Reporting	779	229	29.40	11	30	170	0	18	0				
Pct 7708 - Election Day Reporting	819	92	11.23	11	8	67	1	5	0				
Pct 7708 - VBM Reporting	819	235	28.69	16	29	168	0	22	0				
Pct 7709 - Election Day Reporting	325	48	14.77	7	4	32	0	5	0				
Pct 7709 - VBM Reporting	325	90	27.69	8	6	68	0	8	0				
Pct 7711 - Election Day Reporting	713	94	13.18	9	4	68	0	13	0				
Pct 7711 - VBM Reporting	713	188	26.37	24	17	128	1	18	0				
Pct 7712 - Election Day Reporting	490	66	13.47	15	3	36	1	11	0				
Pct 7712 - VBM Reporting	490	120	24.49	13	14	84	0	9	0				
Pct 7801 - Election Day Reporting	904	118	13.05	10	7	83	0	18	0				
Pct 7801 - VBM Reporting	904	230	25.44	16	31	154	0	29	0				
Pct 7802 - Election Day Reporting	713	100	14.03	16	1	64	0	19	0				
Pct 7802 - VBM Reporting	713	174	24.40	6	17	132	0	19	0				
Pct 7803 - Election Day Reporting	774	77	9.95	3	5	57	0	12	0				

**THE CITY AND COUNTY OF SAN FRANCISCO Statement of Vote  
PRIMARY ELECTION JUNE 2014**

NON-PARTISAN STATE TREASURER										
	Registration	Ballots Cast	Turnout (%)	STATE TREASURER ELLEN H. BROWN	GREG COILON	JOHN CHANG	WRITEN	Under Vote	Over Vote	
Pct 7803 - VBM Reporting	774	261	33.72	23	16	191	0	29	0	
Pct 7804 - Election Day Reporting	833	114	13.69	13	10	77	1	13	0	
Pct 7804 - VBM Reporting	833	220	26.41	20	16	154	1	29	0	
Pct 7805 - Election Day Reporting	803	94	11.71	11	1	75	0	7	0	
Pct 7805 - VBM Reporting	803	182	22.67	19	9	132	1	21	0	
Pct 7806 - Election Day Reporting	677	81	11.96	5	2	61	0	13	0	
Pct 7806 - VBM Reporting	677	126	18.61	13	11	92	0	10	0	
Pct 7807 - Election Day Reporting	672	103	15.33	12	2	74	0	15	0	
Pct 7807 - VBM Reporting	672	106	15.77	5	3	85	0	13	0	
Pct 7808 - Election Day Reporting	644	92	14.29	7	6	69	0	10	0	
Pct 7808 - VBM Reporting	644	125	19.41	13	8	93	0	11	0	
Pct 7809 - Election Day Reporting	809	104	12.86	19	1	68	2	14	0	
Pct 7809 - VBM Reporting	809	163	20.15	15	7	125	0	16	0	
Pct 7811 - Election Day Reporting	692	85	12.28	12	4	61	0	8	0	
Pct 7811 - VBM Reporting	692	126	18.21	11	4	98	0	13	0	
Pct 7812 - Election Day Reporting	798	106	13.28	14	11	74	0	7	0	
Pct 7812 - VBM Reporting	798	163	20.43	13	12	121	0	17	0	
Pct 7813 - Election Day Reporting	880	116	13.41	10	4	89	1	14	0	
Pct 7813 - VBM Reporting	880	195	22.16	22	12	136	0	25	0	
Pct 7814 - Election Day Reporting	792	73	9.22	13	3	46	2	9	0	
Pct 7814 - VBM Reporting	792	103	13.01	23	10	57	0	12	1	
Pct 7815 - Election Day Reporting	847	102	12.04	7	12	69	0	14	0	
Pct 7815 - VBM Reporting	847	226	26.68	24	7	179	0	16	0	
Pct 7816 - Election Day Reporting	832	95	11.42	9	6	69	0	11	0	
Pct 7816 - VBM Reporting	832	250	30.05	16	5	210	0	19	0	
Pct 7817 - Election Day Reporting	755	123	17.09	12	3	93	1	20	0	
Pct 7817 - VBM Reporting	755	176	23.31	15	3	133	0	25	0	
Pct 7818 - Election Day Reporting	809	108	13.35	14	4	83	0	7	0	
Pct 7818 - VBM Reporting	809	175	21.63	10	8	142	0	15	0	
Pct 7819 - Election Day Reporting	758	113	14.91	10	9	80	0	13	1	
Pct 7819 - VBM Reporting	758	154	20.32	10	12	118	0	13	1	
Pct 7821 - Election Day Reporting	891	124	13.92	19	6	87	0	12	0	
Pct 7821 - VBM Reporting	891	249	27.83	25	17	176	0	30	0	
Pct 7822 - Election Day Reporting	863	127	14.72	17	4	86	0	20	0	
Pct 7822 - VBM Reporting	863	159	18.42	19	6	121	1	12	0	
Pct 7823 - Election Day Reporting	816	122	14.95	17	3	88	0	14	0	
Pct 7823 - VBM Reporting	816	185	23.04	17	15	134	0	22	0	
Pct 7824 - Election Day Reporting	763	101	13.24	13	7	62	1	18	0	
Pct 7824 - VBM Reporting	763	166	21.76	20	10	121	0	15	0	
Pct 7825 - Election Day Reporting	535	76	14.21	9	4	51	0	12	0	
Pct 7825 - VBM Reporting	535	101	18.88	11	11	72	0	7	0	
Pct 7826 - Election Day Reporting	642	103	16.04	14	0	72	0	17	0	
Pct 7826 - VBM Reporting	642	98	15.26	11	4	72	0	11	0	
Pct 7827 - Election Day Reporting	837	108	12.90	24	4	67	0	13	0	
Pct 7827 - VBM Reporting	837	137	16.37	17	12	93	0	14	1	
Pct 7828 - Election Day Reporting	900	96	10.67	4	8	72	0	12	0	
Pct 7828 - VBM Reporting	900	235	26.11	16	31	163	0	25	0	
Pct 7829 - Election Day Reporting	810	115	14.20	7	6	95	0	7	0	
Pct 7829 - VBM Reporting	810	234	28.89	15	10	176	0	33	0	
Pct 7831 - Election Day Reporting	851	116	13.63	10	5	89	0	12	0	
Pct 7831 - VBM Reporting	851	194	22.60	19	7	145	0	23	0	
Pct 7832 - Election Day Reporting	759	94	12.38	8	3	67	0	16	0	
Pct 7832 - VBM Reporting	759	211	27.80	21	17	156	0	17	0	
Pct 7833 - Election Day Reporting	742	78	10.51	5	4	59	0	10	0	
Pct 7833 - VBM Reporting	742	148	19.95	18	6	102	0	22	0	
Pct 7834 - Election Day Reporting	823	105	12.76	13	3	73	0	16	0	
Pct 7834 - VBM Reporting	823	130	15.80	17	3	97	0	13	0	



**THE CITY AND COUNTY OF SAN FRANCISCO Statement of Vote**  
**PRIMARY ELECTION JUNE 2014**

NON-PARTISAN STATE TREASURER													
	Registration	Ballots Cast	Turnout(%)	STATE TREASURER ELLEN H. BROWN	GREG COILON	JOHN CHIANG	WRITE-IN	Under Vote	Over Vote				
Pct 7835 - Election Day Reporting	765	69	9.02	7	4	47	1	10	0				
Pct 7835 - VBM Reporting	765	193	25.23	19	17	140	0	17	0				
Pct 7836 - Election Day Reporting	880	106	12.05	11	8	75	1	11	0				
Pct 7836 - VBM Reporting	880	230	26.14	21	20	167	0	22	0				
Pct 7837 - Election Day Reporting	853	125	14.65	18	3	88	0	16	0				
Pct 7837 - VBM Reporting	853	207	24.27	11	21	153	0	22	0				
Pct 7838 - Election Day Reporting	846	109	12.88	13	5	76	0	15	0				
Pct 7838 - VBM Reporting	846	238	28.13	22	8	184	0	23	1				
Pct 7839 - Election Day Reporting	805	98	12.17	4	12	70	0	12	0				
Pct 7839 - VBM Reporting	805	232	28.82	19	28	161	0	24	0				
Pct 7841 - Election Day Reporting	874	124	14.19	12	4	90	0	18	0				
Pct 7841 - VBM Reporting	874	175	20.02	15	17	122	1	20	0				
Pct 7842 - Election Day Reporting	832	111	13.34	13	10	75	1	12	0				
Pct 7842 - VBM Reporting	832	148	17.79	20	14	95	0	19	0				
Pct 7843 - Election Day Reporting	740	96	12.97	14	5	67	0	10	0				
Pct 7843 - VBM Reporting	740	131	17.70	10	11	97	0	13	0				
Pct 7844 - Election Day Reporting	680	72	10.59	6	4	51	1	10	0				
Pct 7844 - VBM Reporting	680	121	17.79	16	12	81	0	12	0				
Pct 7845 - Election Day Reporting	839	102	12.16	12	7	72	0	11	0				
Pct 7845 - VBM Reporting	839	176	20.98	16	10	127	0	23	0				
Pct 7846 - Election Day Reporting	863	108	12.51	15	5	79	0	9	0				
Pct 7846 - VBM Reporting	863	208	23.87	15	27	136	0	28	0				
Pct 7847 - Election Day Reporting	845	107	12.66	11	8	73	0	15	0				
Pct 7847 - VBM Reporting	845	199	23.55	14	17	141	0	27	0				
Pct 7848 - Election Day Reporting	861	116	13.47	9	4	82	0	21	0				
Pct 7848 - VBM Reporting	861	197	22.88	17	10	143	0	27	0				
Pct 7849 - Election Day Reporting	885	128	14.46	15	10	96	1	6	0				
Pct 7849 - VBM Reporting	885	166	18.76	18	3	119	0	26	0				
Pct 7851 - Election Day Reporting	492	64	13.01	1	8	45	1	9	0				
Pct 7851 - VBM Reporting	492	154	31.30	9	14	120	0	11	0				
Pct 7852 - Election Day Reporting	604	87	14.40	4	11	61	0	11	0				
Pct 7852 - VBM Reporting	604	193	31.95	12	17	144	1	19	0				
Pct 7853 - Election Day Reporting	805	86	10.68	6	10	62	0	8	0				
Pct 7853 - VBM Reporting	805	194	24.10	10	23	141	0	20	0				
Pct 7854 - Election Day Reporting	845	101	11.95	11	7	68	0	14	1				
Pct 7854 - VBM Reporting	845	184	21.78	18	16	126	1	23	0				
Pct 7855 - Election Day Reporting	873	104	11.91	16	3	72	0	13	0				
Pct 7855 - VBM Reporting	873	178	20.50	14	18	133	1	13	0				
Pct 7856 - Election Day Reporting	766	101	13.19	15	2	73	0	11	0				
Pct 7856 - VBM Reporting	766	147	19.19	13	10	111	0	13	0				
Pct 7857 - Election Day Reporting	864	102	11.81	18	7	64	0	13	0				
Pct 7857 - VBM Reporting	864	191	22.11	21	16	132	1	20	1				
Pct 7858 - Election Day Reporting	691	89	12.88	12	7	56	1	13	0				
Pct 7858 - VBM Reporting	691	106	15.34	12	5	79	0	10	0				
Pct 7859 - Election Day Reporting	788	104	13.20	14	9	65	1	15	0				
Pct 7859 - VBM Reporting	788	197	25.00	10	20	145	0	21	1				
Pct 7861 - Election Day Reporting	821	95	11.57	17	3	60	2	13	0				
Pct 7861 - VBM Reporting	821	178	21.68	13	20	126	1	18	0				
Pct 7862 - Election Day Reporting	850	125	15.18	18	9	88	0	14	0				
Pct 7862 - VBM Reporting	850	177	20.82	18	17	117	0	25	0				
Pct 7863 - Election Day Reporting	841	127	15.10	21	7	82	0	17	0				
Pct 7863 - VBM Reporting	841	146	17.36	16	13	102	0	15	0				
Pct 7864 - Election Day Reporting	752	85	11.30	11	8	52	0	14	0				
Pct 7864 - VBM Reporting	752	130	17.29	11	11	88	0	19	0				
Pct 7865 - Election Day Reporting	788	101	12.82	15	4	70	0	12	0				
Pct 7865 - VBM Reporting	788	173	21.95	24	19	106	0	24	0				
Pct 7866 - Election Day Reporting	765	106	13.86	4	11	81	0	10	0				

**THE CITY AND COUNTY OF SAN FRANCISCO Statement of Vote  
PRIMARY ELECTION JUNE 2014**

NON-PARTISAN STATE TREASURER										
	Registration	Ballots Cast	Turnout (%)	STATE TREASURER ELLEN H. BROWN	GREG CONLON	JOHN CHIANG	WRITE-IN	Under Vote	Over Vote	
Pct 7866 - VBM Reporting	765	243	31.76	20	34	170	0	19	0	
Pct 7867 - Election Day Reporting	865	123	14.22	15	5	91	0	12	0	
Pct 7867 - VBM Reporting	865	237	27.40	27	12	176	2	20	0	
Pct 7868 - Election Day Reporting	799	81	10.14	11	3	55	0	12	0	
Pct 7868 - VBM Reporting	799	238	29.79	18	27	175	1	17	0	
Pct 7869 - Election Day Reporting	813	110	13.53	14	4	72	0	20	0	
Pct 7869 - VBM Reporting	813	233	28.66	24	28	157	0	23	1	
Pct 7871 - Election Day Reporting	827	130	15.72	16	8	90	0	16	0	
Pct 7871 - VBM Reporting	827	210	25.39	8	10	168	2	22	0	
Pct 7872 - Election Day Reporting	851	140	16.45	20	5	91	1	23	0	
Pct 7872 - VBM Reporting	851	180	21.15	20	15	124	0	21	0	
Pct 7873 - Election Day Reporting	839	126	15.02	16	4	85	0	21	0	
Pct 7873 - VBM Reporting	839	205	24.43	17	21	142	0	25	0	
Pct 7874 - Election Day Reporting	441	51	11.56	9	4	35	0	3	0	
Pct 7874 - VBM Reporting	441	106	24.04	8	3	89	0	6	0	
Pct 7875 - Election Day Reporting	550	58	10.55	8	4	41	0	5	0	
Pct 7875 - VBM Reporting	550	127	23.09	16	12	85	0	14	0	
Pct 7901 - Election Day Reporting	939	67	7.14	12	1	36	1	17	0	
Pct 7901 - VBM Reporting	939	163	17.36	23	9	116	0	13	2	
Pct 7902 - Election Day Reporting	805	75	9.32	15	1	54	0	5	0	
Pct 7902 - VBM Reporting	805	108	13.17	12	5	83	0	6	0	
Pct 7903 - Election Day Reporting	808	77	9.53	23	0	38	0	16	0	
Pct 7903 - VBM Reporting	808	127	15.72	23	11	74	0	18	1	
Pct 7904 - Election Day Reporting	794	53	6.68	7	3	34	0	8	1	
Pct 7904 - VBM Reporting	794	131	16.50	13	12	88	0	18	0	
Pct 7905 - Election Day Reporting	785	87	11.08	10	4	61	0	12	0	
Pct 7905 - VBM Reporting	785	147	18.73	25	11	94	0	17	0	
Pct 7906 - Election Day Reporting	712	77	10.81	13	2	54	0	8	0	
Pct 7906 - VBM Reporting	712	100	14.04	8	3	72	0	17	0	
Pct 7907 - Election Day Reporting	883	85	9.63	11	5	57	0	12	0	
Pct 7907 - VBM Reporting	883	139	15.74	16	6	107	1	9	0	
Pct 7908 - Election Day Reporting	921	131	14.22	20	11	75	1	24	0	
Pct 7908 - VBM Reporting	921	191	20.74	30	21	119	1	17	3	
Pct 7908 - Election Day Reporting	696	69	9.91	13	0	45	0	11	0	
Pct 7909 - VBM Reporting	696	103	14.80	18	5	72	0	8	0	
Pct 7911 - Election Day Reporting	832	97	11.66	18	4	65	0	10	0	
Pct 7911 - VBM Reporting	832	120	14.42	17	10	79	1	13	0	
Pct 7912 - Election Day Reporting	831	96	11.79	20	6	66	0	6	0	
Pct 7912 - VBM Reporting	831	153	18.41	28	8	102	0	15	0	
Pct 7913 - Election Day Reporting	797	98	12.30	11	3	71	0	13	0	
Pct 7913 - VBM Reporting	797	113	14.18	14	15	75	1	8	0	
Pct 7914 - Election Day Reporting	793	98	12.36	15	1	63	0	19	0	
Pct 7914 - VBM Reporting	793	148	18.41	17	10	106	0	12	1	
Pct 7915 - Election Day Reporting	738	91	12.33	16	4	60	0	11	0	
Pct 7915 - VBM Reporting	738	96	13.01	13	5	68	0	9	1	
Pct 7916 - Election Day Reporting	810	126	15.56	25	3	87	0	11	0	
Pct 7916 - VBM Reporting	810	124	15.31	19	6	87	0	12	0	
Pct 7917 - Election Day Reporting	905	128	14.14	22	7	76	0	23	0	
Pct 7917 - VBM Reporting	905	139	15.36	21	13	90	0	14	1	
Pct 7918 - Election Day Reporting	728	100	13.74	20	4	54	2	20	0	
Pct 7918 - VBM Reporting	728	100	13.74	14	6	63	0	17	0	
Pct 7919 - Election Day Reporting	792	104	13.13	16	3	68	0	17	0	
Pct 7919 - VBM Reporting	792	110	13.89	19	4	74	0	13	0	
Pct 7921 - Election Day Reporting	793	88	11.10	18	7	51	0	12	0	
Pct 7921 - VBM Reporting	793	106	13.62	17	9	76	0	6	0	
Pct 7922 - Election Day Reporting	796	101	12.69	23	7	54	1	16	0	
Pct 7922 - VBM Reporting	796	125	15.70	21	11	77	1	15	0	

**THE CITY AND COUNTY OF SAN FRANCISCO Statement of Vote  
PRIMARY ELECTION JUNE 2014**

NON-PARTISAN STATE TREASURER													
	Registration	Ballots Cast	Turnout (%)	STATE TREASURER ELLEN H. BROWN	GREG CONLON	JOHN CHIANG	WRITE-IN	Under Vote	Over Vote				
Pct 7923 - Election Day Reporting	784	115	15.05	34	2	69	0	12	1				
Pct 7923 - VBM Reporting	784	135	17.22	25	11	92	0	7	0				
Pct 7924 - Election Day Reporting	769	96	12.48	23	2	61	0	10	0				
Pct 7924 - VBM Reporting	769	134	17.43	20	13	87	0	14	0				
Pct 7925 - Election Day Reporting	520	65	12.50	16	5	32	0	12	0				
Pct 7925 - VBM Reporting	520	180	15.38	12	2	57	1	7	1				
Pct 7926 - Election Day Reporting	772	117	15.16	13	1	82	0	21	0				
Pct 7926 - VBM Reporting	772	163	21.11	22	6	115	2	18	0				
Pct 7927 - Election Day Reporting	696	115	16.52	19	3	74	1	18	0				
Pct 7927 - VBM Reporting	696	143	20.55	15	9	108	0	11	0				
Pct 7928 - Election Day Reporting	848	135	15.92	21	7	90	0	17	0				
Pct 7928 - VBM Reporting	848	165	19.46	23	7	118	0	17	0				
Pct 7929 - Election Day Reporting	797	122	15.31	8	7	95	0	12	0				
Pct 7929 - VBM Reporting	797	208	26.10	26	4	155	1	22	0				
Pct 7931 - Election Day Reporting	703	109	15.50	17	6	74	0	12	0				
Pct 7931 - VBM Reporting	703	203	28.88	25	9	141	2	26	0				
Pct 7932 - Election Day Reporting	504	65	12.90	11	5	45	0	4	0				
Pct 7932 - VBM Reporting	504	109	21.63	15	4	78	0	12	0				
Pct 7933 MB - Election Day Repo	9	0	0.00	0	0	0	0	0	0				
Pct 7933 MB - VBM Reporting	9	3	33.33	1	0	2	0	0	0				
Pct 7934 - Election Day Reporting	777	108	13.90	16	4	73	0	15	0				
Pct 7934 - VBM Reporting	777	177	22.78	27	10	122	0	18	0				
Pct 7935 - Election Day Reporting	885	162	18.31	29	5	107	0	21	0				
Pct 7935 - VBM Reporting	885	248	28.02	26	11	178	0	33	0				
Pct 7936 - Election Day Reporting	798	140	17.54	12	9	98	0	21	0				
Pct 7936 - VBM Reporting	798	176	22.06	27	10	123	1	15	0				
Pct 7937 - Election Day Reporting	808	110	13.61	17	7	70	0	16	0				
Pct 7937 - VBM Reporting	808	179	22.15	15	7	131	0	26	0				
Pct 7938 - Election Day Reporting	704	95	13.49	16	5	57	0	17	0				
Pct 7938 - VBM Reporting	704	115	16.34	18	2	84	0	11	0				
Pct 7939 - Election Day Reporting	670	100	14.93	9	6	78	0	7	0				
Pct 7939 - VBM Reporting	670	148	22.09	20	5	102	0	21	0				
Pct 7941 - Election Day Reporting	733	83	11.32	10	2	63	0	8	0				
Pct 7941 - VBM Reporting	733	139	18.96	15	9	107	0	8	0				
Pct 7942 - Election Day Reporting	798	80	10.03	11	1	56	0	12	0				
Pct 7942 - VBM Reporting	798	171	21.43	25	5	116	0	25	0				
Pct 7943 - Election Day Reporting	801	98	12.23	13	12	60	0	13	0				
Pct 7943 - VBM Reporting	801	179	22.35	15	20	119	1	24	0				
Pct 7944 - Election Day Reporting	748	112	14.97	17	2	84	0	9	0				
Pct 7944 - VBM Reporting	748	147	19.65	22	14	99	0	12	0				
Pct 7945 - Election Day Reporting	790	37	4.68	7	2	26	0	2	0				
Pct 7945 - VBM Reporting	790	164	20.76	20	11	120	0	13	0				
Pct 7946 - Election Day Reporting	854	65	7.61	10	4	46	0	5	0				
Pct 7946 - VBM Reporting	854	223	26.11	14	23	162	0	24	0				
Pct 7947 - Election Day Reporting	814	48	5.90	11	8	25	0	4	0				
Pct 7947 - VBM Reporting	814	182	22.36	10	17	133	0	22	0				
Pct 7948 - Election Day Reporting	819	71	8.67	6	5	48	2	10	0				
Pct 7948 - VBM Reporting	819	184	22.47	18	27	122	1	16	0				
Pct 7949 - Election Day Reporting	496	36	7.26	4	3	24	0	5	0				
Pct 7949 - VBM Reporting	496	133	26.81	6	13	103	0	11	0				
Pct 7951 - Election Day Reporting	705	55	8.37	7	8	40	0	4	0				
Pct 7951 - VBM Reporting	705	200	28.37	15	28	145	0	11	1				
Pct 7952 - Election Day Reporting	687	46	6.70	4	5	31	0	6	0				
Pct 7952 - VBM Reporting	687	171	24.89	9	14	125	0	22	1				
Pct 7953 - Election Day Reporting	742	67	9.03	8	2	53	1	3	0				
Pct 7953 - VBM Reporting	742	195	26.28	11	31	132	0	21	0				
Pct 7954 MB - Election Day Repo	0	0	0.00	0	0	0	0	0	0				

**THE CITY AND COUNTY OF SAN FRANCISCO Statement of Vote  
PRIMARY ELECTION JUNE 2014**

NON-PARTISAN STATE TREASURER										
	Registration	Ballots Cast	Turnout (%)	STATE TREASURER ELLEN H. BROWN	GREG CONLON	JOHN CHIANG	WRITE IN	Under Vote	Over Vote	
Pct 7954 MB - VBM Reporting	0	0	0.00	0	0	0	0	0	0	
Pct 7955 - Election Day Reporting	768	56	7.29	6	11	35	0	4	0	
Pct 7955 - VBM Reporting	768	177	23.05	10	23	121	2	21	0	
Pct 7956 - Election Day Reporting	628	37	5.89	3	5	23	0	6	0	
Pct 7956 - VBM Reporting	628	164	26.11	11	18	119	1	15	0	
Pct 7957 - Election Day Reporting	570	46	8.07	8	1	32	0	9	0	
Pct 7957 - VBM Reporting	570	122	21.40	8	10	93	0	10	1	
Pct 7958 MB - Election Day Repo	250	2	0.80	0	0	1	0	1	0	
Pct 7958 MB - VBM Reporting	250	87	34.80	14	13	53	0	7	0	
Pct 9001 MB - Election Day Repo	234	1	0.43	0	0	1	0	0	0	
Pct 9001 MB - VBM Reporting	234	57	24.36	1	7	45	0	4	0	
Pct 9101 - Election Day Reporting	820	78	9.51	13	9	46	0	10	0	
Pct 9101 - VBM Reporting	820	186	22.68	20	23	126	1	16	0	
Pct 9102 - Election Day Reporting	834	74	8.87	6	13	45	0	10	0	
Pct 9102 - VBM Reporting	834	165	19.78	9	31	111	0	14	0	
Pct 9103 - Election Day Reporting	824	81	9.83	6	10	59	1	5	0	
Pct 9103 - VBM Reporting	824	156	18.93	9	24	109	0	12	2	
Pct 9104 - Election Day Reporting	852	62	7.28	6	5	42	0	9	0	
Pct 9104 - VBM Reporting	852	158	18.54	9	27	114	0	8	0	
Pct 9105 - Election Day Reporting	874	78	8.92	5	4	59	0	10	0	
Pct 9105 - VBM Reporting	874	171	19.57	22	27	104	1	17	0	
Pct 9106 - Election Day Reporting	831	79	9.51	16	9	43	0	11	0	
Pct 9106 - VBM Reporting	831	146	17.57	17	15	103	0	11	0	
Pct 9107 - Election Day Reporting	747	82	10.98	10	10	46	0	14	2	
Pct 9107 - VBM Reporting	747	120	16.06	13	17	73	0	17	0	
Pct 9108 - Election Day Reporting	705	62	8.79	13	10	33	0	6	0	
Pct 9108 - VBM Reporting	705	103	14.61	7	7	78	0	11	0	
Pct 9109 - Election Day Reporting	748	78	10.43	6	10	54	0	8	0	
Pct 9109 - VBM Reporting	748	135	18.05	10	13	95	0	17	0	
Pct 9111 - Election Day Reporting	694	53	7.64	8	7	28	0	10	0	
Pct 9111 - VBM Reporting	694	105	15.13	4	11	71	0	19	0	
Pct 9112 - Election Day Reporting	848	72	8.49	10	7	51	0	4	0	
Pct 9112 - VBM Reporting	848	149	17.57	13	15	105	0	16	0	
Pct 9113 - Election Day Reporting	924	94	10.17	14	14	59	1	6	0	
Pct 9113 - VBM Reporting	924	186	20.13	12	16	136	0	22	0	
Pct 9114 - Election Day Reporting	777	60	7.72	9	6	41	0	4	0	
Pct 9114 - VBM Reporting	777	148	19.05	14	16	99	0	19	0	
Pct 9115 - Election Day Reporting	819	67	8.18	9	6	43	0	9	0	
Pct 9115 - VBM Reporting	819	126	15.38	13	18	80	0	14	1	
Pct 9116 - Election Day Reporting	838	68	8.11	15	3	42	0	8	0	
Pct 9116 - VBM Reporting	838	135	16.11	19	16	89	0	11	0	
Pct 9117 - Election Day Reporting	684	77	11.26	10	5	52	0	10	0	
Pct 9117 - VBM Reporting	684	177	25.88	18	19	127	1	12	0	
Pct 9118 - Election Day Reporting	836	69	8.25	6	7	51	0	5	0	
Pct 9118 - VBM Reporting	836	147	17.58	10	15	108	0	14	0	
Pct 9119 - Election Day Reporting	794	57	7.18	12	5	35	0	5	0	
Pct 9119 - VBM Reporting	794	179	22.54	20	26	118	1	14	0	
Pct 9121 - Election Day Reporting	797	63	7.90	3	9	48	0	3	0	
Pct 9121 - VBM Reporting	797	146	18.32	8	17	110	2	9	0	
Pct 9122 - Election Day Reporting	811	48	5.92	8	7	31	0	2	0	
Pct 9122 - VBM Reporting	811	175	21.58	10	23	133	0	9	0	
Pct 9123 - Election Day Reporting	766	68	8.88	7	13	42	0	6	0	
Pct 9123 - VBM Reporting	766	138	18.02	9	21	96	1	9	2	
Pct 9124 - Election Day Reporting	803	65	8.09	10	5	44	0	6	0	
Pct 9124 - VBM Reporting	803	144	17.93	13	12	99	1	19	0	
Pct 9125 - Election Day Reporting	783	60	7.66	9	4	44	0	3	0	
Pct 9125 - VBM Reporting	783	158	20.31	20	19	108	0	12	0	

**THE CITY AND COUNTY OF SAN FRANCISCO Statement of Vote  
PRIMARY ELECTION JUNE 2014**

NON-PARTISAN STATE TREASURER													
	Registration	Ballots Cast	Turnout (%)	STATE TREASURER ELLEN H. BROWN	GREG CONLON	JOHN CHIANG	WRITE-IN	Under Vote	Over Vote				
Pct 9126 - Election Day Reporting	833	65	8.28	5	9	47	0	8	0				
Pct 9126 - VBM Reporting	833	194	23.29	7	19	133	1	34	0				
Pct 9127 - Election Day Reporting	884	85	9.62	9	9	57	0	10	0				
Pct 9127 - VBM Reporting	884	175	19.80	9	21	136	0	9	0				
Pct 9128 - Election Day Reporting	761	65	8.54	8	10	39	0	8	0				
Pct 9128 - VBM Reporting	761	168	22.08	7	37	109	0	15	0				
Pct 9129 - Election Day Reporting	643	71	11.04	4	7	53	0	7	0				
Pct 9129 - VBM Reporting	643	110	17.11	6	17	80	0	7	0				
Pct 9131 - Election Day Reporting	658	65	9.88	7	4	48	0	6	0				
Pct 9131 - VBM Reporting	658	140	21.28	12	8	108	0	12	0				
Pct 9132 - Election Day Reporting	804	79	9.83	9	11	49	0	9	1				
Pct 9132 - VBM Reporting	804	102	12.69	10	8	70	0	13	1				
Pct 9133 - Election Day Reporting	910	83	9.12	8	6	63	2	4	0				
Pct 9133 - VBM Reporting	910	221	24.29	20	18	162	0	20	1				
Pct 9134 - Election Day Reporting	720	45	6.25	5	6	25	0	9	0				
Pct 9134 - VBM Reporting	720	135	19.31	14	17	93	1	14	0				
Pct 9135 - Election Day Reporting	732	75	10.25	15	13	34	0	13	0				
Pct 9135 - VBM Reporting	732	146	19.95	16	22	94	0	14	0				
Pct 9136 - Election Day Reporting	813	60	7.38	4	9	37	0	10	0				
Pct 9136 - VBM Reporting	813	134	16.48	16	13	85	0	16	0				
Pct 9137 - Election Day Reporting	845	77	9.11	7	10	53	0	7	0				
Pct 9137 - VBM Reporting	845	183	21.66	12	28	129	0	13	1				
Pct 9138 - Election Day Reporting	803	61	7.60	3	7	44	0	7	0				
Pct 9138 - VBM Reporting	803	175	22.29	18	29	117	0	15	0				
Pct 9139 - Election Day Reporting	876	73	8.33	6	24	39	0	4	0				
Pct 9139 - VBM Reporting	876	235	27.28	15	35	174	0	15	0				
Pct 9141 - Election Day Reporting	849	64	7.54	6	6	48	0	4	0				
Pct 9141 - VBM Reporting	849	171	20.14	6	20	131	1	13	0				
Pct 9142 - Election Day Reporting	838	54	6.44	8	4	39	0	3	0				
Pct 9142 - VBM Reporting	838	144	17.18	20	17	100	0	7	0				
Pct 9143 - Election Day Reporting	831	80	9.63	13	6	51	1	9	0				
Pct 9143 - VBM Reporting	831	170	20.46	17	13	124	0	16	0				
Pct 9144 - Election Day Reporting	844	98	11.61	4	8	73	0	13	0				
Pct 9144 - VBM Reporting	844	157	18.60	7	24	110	0	16	0				
Pct 9145 - Election Day Reporting	793	88	11.10	7	7	67	0	7	0				
Pct 9145 - VBM Reporting	793	142	17.91	7	22	99	0	14	0				
Pct 9146 - Election Day Reporting	824	66	8.01	10	7	44	0	5	0				
Pct 9146 - VBM Reporting	824	141	17.11	8	20	98	0	14	1				
Pct 9147 - Election Day Reporting	881	89	10.10	12	11	57	0	9	0				
Pct 9147 - VBM Reporting	881	135	15.32	8	17	97	1	12	0				
Pct 9148 - Election Day Reporting	862	81	9.40	10	6	54	2	9	0				
Pct 9148 - VBM Reporting	862	136	15.78	11	12	98	0	15	0				
Pct 9149 - Election Day Reporting	856	85	9.93	15	4	51	0	15	0				
Pct 9149 - VBM Reporting	856	145	16.94	13	20	96	0	16	0				
Pct 9151 - Election Day Reporting	700	58	8.29	6	9	33	0	10	0				
Pct 9151 - VBM Reporting	700	171	24.43	9	20	124	0	18	0				
Pct 9152 - Election Day Reporting	680	13	1.91	2	2	6	0	3	0				
Pct 9152 - VBM Reporting	680	84	12.35	10	14	53	0	7	0				
Pct 9201 - Election Day Reporting	773	52	6.73	8	11	29	0	4	0				
Pct 9201 - VBM Reporting	773	94	12.16	10	11	62	0	11	0				
Pct 9202 - Election Day Reporting	816	47	5.76	8	4	30	0	5	0				
Pct 9202 - VBM Reporting	816	98	12.01	9	17	64	0	8	0				
Pct 9203 - Election Day Reporting	834	62	7.43	6	17	28	0	11	0				
Pct 9203 - VBM Reporting	834	151	18.11	7	56	71	1	16	0				
Pct 9204 - Election Day Reporting	750	68	9.07	3	19	31	0	15	0				
Pct 9204 - VBM Reporting	750	147	19.60	5	45	73	0	24	0				
Pct 9205 - Election Day Reporting	651	33	5.07	1	5	25	0	2	0				

**THE CITY AND COUNTY OF SAN FRANCISCO Statement of Vote  
PRIMARY ELECTION JUNE 2014**

NON-PARTISAN STATE TREASURER																			
	Registration	Ballots Cast	Turnout (%)	STATE TREASURER ELLEN H. BROWN	GREG CONLON	JOHN CHIANG	WRITE-IN	Under Vote	Over Vote										
Pct 9205 - VBM Reporting	651	134	20.58	10	28	77	0	19	0										
Pct 9206 - Election Day Reporting	844	55	6.52	6	13	26	0	10	0										
Pct 9206 - VBM Reporting	844	184	21.80	15	62	86	0	21	0										
Pct 9207 - Election Day Reporting	832	73	8.77	1	19	47	0	6	0										
Pct 9207 - VBM Reporting	832	110	13.22	6	34	54	0	16	0										
Pct 9208 - Election Day Reporting	813	53	6.52	2	14	33	0	4	0										
Pct 9208 - VBM Reporting	813	120	14.76	2	41	63	0	14	0										
Pct 9209 - Election Day Reporting	630	41	6.51	7	9	18	0	7	0										
Pct 9209 - VBM Reporting	630	120	19.05	6	38	64	1	11	0										
Pct 9211 - Election Day Reporting	746	51	6.84	4	10	29	0	8	0										
Pct 9211 - VBM Reporting	746	109	14.61	5	33	47	1	23	0										
Pct 9212 - Election Day Reporting	691	39	5.64	7	5	22	0	5	0										
Pct 9212 - VBM Reporting	691	97	14.04	8	24	54	0	11	0										
Pct 9213 - Election Day Reporting	812	65	8.00	8	17	27	0	13	0										
Pct 9213 - VBM Reporting	812	134	16.50	16	29	67	1	21	0										
Pct 9214 - Election Day Reporting	544	43	7.90	2	8	23	0	10	0										
Pct 9214 - VBM Reporting	544	119	21.88	5	36	54	1	23	0										
Pct 9215 - Election Day Reporting	571	49	8.58	5	16	21	0	7	0										
Pct 9215 - VBM Reporting	571	101	17.69	9	28	49	0	15	0										
Pct 9216 - Election Day Reporting	692	58	8.38	4	10	37	0	7	0										
Pct 9216 - VBM Reporting	692	90	13.01	4	30	47	0	9	0										
Pct 9217 - Election Day Reporting	622	50	8.04	6	11	30	0	3	0										
Pct 9217 - VBM Reporting	622	113	18.17	5	35	56	0	17	0										
Pct 9218 - Election Day Reporting	685	42	6.13	5	3	26	0	8	0										
Pct 9218 - VBM Reporting	685	95	13.87	13	21	45	0	16	0										
Pct 9219 - Election Day Reporting	687	44	6.40	2	6	31	0	5	0										
Pct 9219 - VBM Reporting	687	109	15.87	12	19	65	0	12	1										
Pct 9221 - Election Day Reporting	608	68	11.18	4	15	37	0	12	0										
Pct 9221 - VBM Reporting	608	168	27.63	6	64	76	0	22	0										
Pct 9222 - Election Day Reporting	763	70	9.17	3	18	39	0	10	0										
Pct 9222 - VBM Reporting	763	168	22.15	8	41	93	0	27	0										
Pct 9223 - Election Day Reporting	550	41	7.45	5	6	27	0	3	0										
Pct 9223 - VBM Reporting	550	103	18.73	2	27	60	0	14	0										
Pct 9224 - Election Day Reporting	868	62	7.14	6	11	40	0	5	0										
Pct 9224 - VBM Reporting	868	210	24.19	12	50	116	0	32	0										
Pct 9225 - Election Day Reporting	772	59	7.64	4	14	32	0	9	0										
Pct 9225 - VBM Reporting	772	121	15.67	8	28	67	1	17	0										
Pct 9226 - Election Day Reporting	817	64	7.83	5	16	32	0	11	0										
Pct 9226 - VBM Reporting	817	152	18.60	6	42	76	0	28	0										
Pct 9227 - Election Day Reporting	692	59	8.53	6	8	40	0	5	0										
Pct 9227 - VBM Reporting	692	204	29.48	13	47	117	0	27	0										
Pct 9228 - Election Day Reporting	665	74	11.13	6	12	43	0	13	0										
Pct 9228 - VBM Reporting	665	174	26.17	7	46	93	1	27	0										
Pct 9229 - Election Day Reporting	532	53	9.96	3	10	29	0	11	0										
Pct 9229 - VBM Reporting	532	123	23.12	10	20	78	0	15	0										
Pct 9231 - Election Day Reporting	915	107	11.69	12	16	67	0	12	0										
Pct 9231 - VBM Reporting	915	178	19.23	14	27	114	0	21	0										
Pct 9232 - Election Day Reporting	675	66	9.78	6	7	47	0	6	0										
Pct 9232 - VBM Reporting	675	142	21.04	16	29	80	0	17	0										
Pct 9233 - Election Day Reporting	692	47	6.79	8	7	19	0	13	0										
Pct 9233 - VBM Reporting	692	182	26.30	13	53	90	0	26	0										
Pct 9234 - Election Day Reporting	648	63	9.72	3	9	43	1	7	0										
Pct 9234 - VBM Reporting	648	172	26.54	7	51	89	0	23	2										
Pct 9235 - Election Day Reporting	839	83	9.89	7	19	42	0	15	0										
Pct 9235 - VBM Reporting	839	167	19.90	6	54	83	1	21	2										
Pct 9236 - Election Day Reporting	636	53	8.33	6	8	36	0	3	0										
Pct 9236 - VBM Reporting	636	128	19.81	8	25	71	0	22	0										

**THE CITY AND COUNTY OF SAN FRANCISCO Statement of Vote  
PRIMARY ELECTION JUNE 2014**

NON-PARTISAN STATE TREASURER												
	Registration	Ballots Cast	Turnout(%)	STATE TREASURER ELLEN H. BROWN	GREG CONLON	JOHN CHANG	WRITE-IN	Under Vote	Over Vote			
Pct 9237 - Election Day Reporting	821	58	7.06	2	5	41	0	10	0			
Pct 9237 - VBM Reporting	821	159	19.37	7	45	84	0	23	0			
Pct 9238 - Election Day Reporting	746	45	6.03	5	10	24	0	6	0			
Pct 9238 - VBM Reporting	746	184	24.66	7	49	103	0	24	1			
Pct 9239 - Election Day Reporting	777	57	7.34	4	3	36	0	14	0			
Pct 9239 - VBM Reporting	777	191	24.58	8	63	99	1	20	0			
Pct 9241 - Election Day Reporting	879	68	7.74	4	16	38	0	10	0			
Pct 9241 - VBM Reporting	879	154	17.52	10	32	96	0	16	0			
Pct 9242 - Election Day Reporting	844	86	7.82	10	16	33	0	7	0			
Pct 9242 - VBM Reporting	844	156	18.48	11	27	100	0	18	0			
Pct 9243 - Election Day Reporting	543	47	8.66	2	5	34	0	6	0			
Pct 9243 - VBM Reporting	543	92	16.94	3	13	66	0	10	0			
Pct 9244 - Election Day Reporting	763	65	8.52	3	5	52	0	5	0			
Pct 9244 - VBM Reporting	763	118	15.47	8	19	81	0	10	0			
Pct 9245 - Election Day Reporting	631	61	9.67	10	8	38	0	5	0			
Pct 9245 - VBM Reporting	631	104	16.48	10	11	65	0	18	0			
Pct 9246 - Election Day Reporting	803	38	4.73	4	5	24	0	5	0			
Pct 9246 - VBM Reporting	803	152	18.93	16	32	91	0	13	0			
Pct 9247 - Election Day Reporting	800	57	7.13	4	9	36	0	8	0			
Pct 9247 - VBM Reporting	800	160	20.00	7	30	102	0	21	0			
Pct 9248 - Election Day Reporting	752	53	7.05	9	9	31	0	4	0			
Pct 9248 - VBM Reporting	752	139	18.48	10	23	85	0	21	0			
Pct 9249 - Election Day Reporting	805	73	9.07	10	11	44	0	8	0			
Pct 9249 - VBM Reporting	805	149	18.51	9	25	100	0	15	0			
Pct 9251 - Election Day Reporting	822	93	11.31	9	8	62	0	14	0			
Pct 9251 - VBM Reporting	822	155	18.86	13	21	97	0	24	0			
Pct 9252 - Election Day Reporting	807	63	7.81	3	15	40	0	5	0			
Pct 9252 - VBM Reporting	807	160	19.83	11	24	112	0	13	0			
Pct 9253 - Election Day Reporting	717	58	8.09	7	8	35	1	7	0			
Pct 9253 - VBM Reporting	717	147	20.50	12	23	95	0	17	0			
Pct 9254 - Election Day Reporting	818	50	6.11	3	5	29	0	3	0			
Pct 9254 - VBM Reporting	818	155	18.95	8	24	106	0	17	0			
Pct 9255 - Election Day Reporting	486	43	8.85	3	5	29	0	6	0			
Pct 9255 - VBM Reporting	486	62	12.76	7	17	35	0	3	0			
Pct 9256 - Election Day Reporting	325	18	4.92	2	1	10	0	3	0			
Pct 9256 - VBM Reporting	325	48	14.77	2	4	30	0	12	0			
Pct 9257 MB - Election Day Repo	259	0	0.00	0	0	0	0	0	0			
Pct 9257 MB - VBM Reporting	259	67	25.87	10	6	49	0	2	0			
Pct 9258 - Election Day Reporting	590	33	5.59	2	5	19	0	7	0			
Pct 9258 - VBM Reporting	590	128	21.69	6	13	97	0	12	0			
Pct 9401 - Election Day Reporting	842	82	9.74	20	6	42	1	13	0			
Pct 9401 - VBM Reporting	842	135	16.03	17	14	95	0	9	0			
Pct 9402 - Election Day Reporting	860	64	7.44	14	11	36	0	3	0			
Pct 9402 - VBM Reporting	860	140	16.28	20	13	96	0	11	0			
Pct 9403 - Election Day Reporting	800	42	5.25	4	9	21	1	7	0			
Pct 9403 - VBM Reporting	800	160	20.00	10	30	106	0	14	0			
Pct 9404 - Election Day Reporting	821	64	7.80	11	9	37	0	7	0			
Pct 9404 - VBM Reporting	821	179	21.80	9	33	121	1	15	0			
Pct 9405 - Election Day Reporting	682	79	11.58	8	14	49	0	8	0			
Pct 9405 - VBM Reporting	682	120	17.60	9	14	87	0	10	0			
Pct 9406 - Election Day Reporting	819	68	8.42	4	15	40	0	10	0			
Pct 9406 - VBM Reporting	819	158	19.29	7	16	118	0	17	0			
Pct 9407 - Election Day Reporting	812	54	6.65	10	6	34	0	4	0			
Pct 9407 - VBM Reporting	812	133	16.38	11	11	101	0	10	0			
Pct 9408 - Election Day Reporting	717	53	7.39	4	7	39	0	3	0			
Pct 9408 - VBM Reporting	717	110	15.34	13	2	77	0	18	0			
Pct 9409 - Election Day Reporting	539	48	8.91	6	2	36	0	3	1			

**THE CITY AND COUNTY OF SAN FRANCISCO Statement of Vote  
PRIMARY ELECTION JUNE 2014**

NON-PARTISAN STATE TREASURER										
	Registration	Ballots Cast	Turnout(%)	STATE TREASURER ELLEN H. BROWN	GREG CONLON	JOHN CHANG	WRITE-IN	Under Vote	Over Vote	
Pct 9409 - VBM Reporting	539	95	17.63	7	10	69	1	8	0	
Pct 9411 - Election Day Reporting	851	62	7.29	5	3	48	0	6	0	
Pct 9411 - VBM Reporting	851	131	15.39	17	21	83	0	10	0	
Pct 9412 - Election Day Reporting	798	72	9.02	12	7	43	2	8	0	
Pct 9412 - VBM Reporting	798	160	20.05	13	16	117	0	14	0	
Pct 9413 - Election Day Reporting	821	52	6.33	4	4	33	0	11	0	
Pct 9413 - VBM Reporting	821	172	20.95	8	24	121	0	19	0	
Pct 9414 - Election Day Reporting	806	64	7.94	13	7	39	0	5	0	
Pct 9414 - VBM Reporting	806	170	21.09	18	16	124	0	12	0	
Pct 9415 - Election Day Reporting	689	54	7.84	5	5	41	0	3	0	
Pct 9415 - VBM Reporting	689	144	20.90	8	26	97	1	11	1	
Pct 9416 - Election Day Reporting	867	81	9.34	12	12	47	0	10	0	
Pct 9416 - VBM Reporting	867	162	18.69	17	18	116	1	10	0	
Pct 9417 - Election Day Reporting	676	40	5.92	11	7	20	1	1	0	
Pct 9417 - VBM Reporting	676	139	20.56	12	29	89	0	9	0	
Pct 9418 - Election Day Reporting	688	47	6.83	6	6	31	0	4	0	
Pct 9418 - VBM Reporting	688	154	22.38	9	27	109	0	9	0	
Pct 9419 - Election Day Reporting	796	76	9.55	10	14	41	1	10	0	
Pct 9419 - VBM Reporting	796	187	23.49	6	43	126	0	12	0	
Pct 9421 - Election Day Reporting	812	50	6.16	7	8	22	0	13	0	
Pct 9421 - VBM Reporting	812	198	24.38	12	29	143	0	14	0	
Pct 9422 - Election Day Reporting	925	83	8.97	9	17	47	0	10	0	
Pct 9422 - VBM Reporting	925	185	20.00	9	33	127	0	16	0	
Pct 9423 - Election Day Reporting	809	59	7.29	11	10	32	0	6	0	
Pct 9423 - VBM Reporting	809	151	18.67	16	9	114	0	12	0	
Pct 9424 - Election Day Reporting	826	57	6.90	10	9	32	0	6	0	
Pct 9424 - VBM Reporting	826	180	21.79	11	18	133	0	18	0	
Pct 9425 - Election Day Reporting	808	40	4.95	3	4	28	0	5	0	
Pct 9425 - VBM Reporting	808	162	20.05	14	21	119	0	8	0	
Pct 9426 - Election Day Reporting	727	57	7.84	6	5	35	0	11	0	
Pct 9426 - VBM Reporting	727	137	18.84	6	17	106	0	8	0	
Pct 9427 - Election Day Reporting	797	57	7.15	3	9	39	1	5	0	
Pct 9427 - VBM Reporting	797	185	23.21	10	28	127	0	20	0	
Pct 9428 - Election Day Reporting	854	51	5.97	1	12	32	1	5	0	
Pct 9428 - VBM Reporting	854	186	21.78	15	20	136	0	15	0	
Pct 9429 - Election Day Reporting	774	90	11.63	5	17	57	0	11	0	
Pct 9429 - VBM Reporting	774	159	20.54	12	28	109	0	10	0	
Pct 9431 - Election Day Reporting	868	70	8.06	5	10	53	0	2	0	
Pct 9431 - VBM Reporting	868	224	25.81	10	27	163	0	23	1	
Pct 9432 - Election Day Reporting	851	84	9.87	12	10	53	0	9	0	
Pct 9432 - VBM Reporting	851	176	20.68	9	21	130	2	14	0	
Pct 9433 - Election Day Reporting	839	53	6.32	3	11	31	0	8	0	
Pct 9433 - VBM Reporting	839	186	22.17	7	32	127	0	20	0	
Pct 9434 - Election Day Reporting	889	82	6.97	8	5	41	0	8	0	
Pct 9434 - VBM Reporting	889	208	23.40	20	37	142	1	8	0	
Pct 9435 - Election Day Reporting	855	89	10.41	10	12	56	0	11	0	
Pct 9435 - VBM Reporting	855	189	22.11	15	28	126	0	20	0	
Pct 9436 - Election Day Reporting	900	64	7.11	3	15	40	0	5	1	
Pct 9436 - VBM Reporting	900	227	25.22	18	27	155	2	25	0	
Pct 9437 - Election Day Reporting	825	75	9.09	14	9	43	0	9	0	
Pct 9437 - VBM Reporting	825	178	21.33	10	42	114	1	9	0	
Pct 9438 - Election Day Reporting	841	69	8.20	11	12	42	0	4	0	
Pct 9438 - VBM Reporting	841	188	22.35	14	23	132	0	19	0	
Pct 9439 - Election Day Reporting	827	62	7.50	7	8	39	0	8	0	
Pct 9439 - VBM Reporting	827	174	21.04	11	36	114	0	12	1	
Pct 9441 - Election Day Reporting	895	67	7.49	9	2	46	0	10	0	
Pct 9441 - VBM Reporting	895	197	22.01	11	35	127	1	23	0	



**THE CITY AND COUNTY OF SAN FRANCISCO Statement of Vote  
PRIMARY ELECTION JUNE 2014**

NON-PARTISAN STATE TREASURER										
	Registration	Ballots Cast	Turnout (%)	STATE TREASURER ELLEN H. BROWN	GREG CONLON	JOHN CHIANG	WRITE IN	Under Vote	Over Vote	
Pct 9442 - Election Day Reporting	896	80	8.93	9	8	53	0	10	0	
Pct 9442 - VBM Reporting	896	166	18.53	12	30	116	0	8	0	
Pct 9443 - Election Day Reporting	780	59	7.56	9	6	37	1	6	0	
Pct 9443 - VBM Reporting	780	159	20.38	15	25	104	0	15	0	
Pct 9444 - Election Day Reporting	819	41	5.01	4	9	25	0	4	0	
Pct 9444 - VBM Reporting	819	175	21.37	9	27	122	0	17	0	
Pct 9445 - Election Day Reporting	853	72	8.44	3	16	44	0	9	0	
Pct 9445 - VBM Reporting	853	205	24.03	23	29	138	0	15	0	
Pct 9446 - Election Day Reporting	906	81	8.94	14	12	41	2	12	0	
Pct 9446 - VBM Reporting	906	210	23.18	29	33	125	1	22	0	
Pct 9447 - Election Day Reporting	860	58	6.74	8	8	39	0	3	0	
Pct 9447 - VBM Reporting	860	181	21.05	11	25	126	0	18	1	
Pct 9448 - Election Day Reporting	834	55	6.59	4	14	32	0	5	0	
Pct 9448 - VBM Reporting	834	177	21.22	11	37	116	0	13	0	
Pct 9449 - Election Day Reporting	678	51	7.52	8	8	31	0	4	0	
Pct 9449 - VBM Reporting	678	159	23.45	6	23	117	0	12	1	
Pct 9451 - Election Day Reporting	368	36	9.78	1	7	27	0	1	0	
Pct 9451 - VBM Reporting	368	89	24.18	7	22	52	0	8	0	
Pct 9452 - Election Day Reporting	715	67	9.37	8	10	39	0	10	0	
Pct 9452 - VBM Reporting	715	138	19.30	9	21	97	0	11	0	
Pct 9453 - Election Day Reporting	434	33	7.60	2	4	25	0	2	0	
Pct 9453 - VBM Reporting	434	109	25.12	10	10	77	1	11	0	
Pct 9501 MB - Election Day Repo	125	1	0.80	0	1	0	0	0	0	
Pct 9501 MB - VBM Reporting	125	41	32.80	4	7	28	0	2	0	
Pct 9502 MB - Election Day Repo	188	0	0.00	0	0	0	0	0	0	
Pct 9502 MB - VBM Reporting	188	63	33.51	3	8	46	0	6	0	
Pct 9503/9504 - Election Day Rep	625	33	5.28	5	2	20	0	6	0	
Pct 9503/9504 - VBM Reporting	625	109	17.44	15	10	73	1	9	1	
Pct 9505 - Election Day Reporting	727	50	6.88	3	2	39	0	6	0	
Pct 9505 - VBM Reporting	727	144	19.81	18	10	95	1	20	0	
Pct 9506 - Election Day Reporting	706	47	6.66	6	2	39	0	0	0	
Pct 9506 - VBM Reporting	706	101	14.31	8	7	76	0	10	0	
Pct 9507 - Election Day Reporting	670	61	9.10	18	4	36	0	3	0	
Pct 9507 - VBM Reporting	670	114	17.01	12	7	85	0	9	1	
Pct 9508 - Election Day Reporting	708	48	6.78	6	0	36	1	5	0	
Pct 9508 - VBM Reporting	708	83	11.72	14	1	60	1	7	0	
Pct 9509 - Election Day Reporting	588	49	8.33	10	4	27	0	8	0	
Pct 9509 - VBM Reporting	588	96	16.33	6	5	70	0	15	0	
Pct 9511 - Election Day Reporting	572	64	11.19	9	8	38	0	9	0	
Pct 9511 - VBM Reporting	572	85	14.86	13	6	55	0	11	0	
Pct 9512 - Election Day Reporting	703	47	6.69	8	3	31	0	5	0	
Pct 9512 - VBM Reporting	703	117	16.64	20	6	78	1	12	0	
Pct 9513 - Election Day Reporting	808	62	7.67	10	3	44	1	4	0	
Pct 9513 - VBM Reporting	808	108	13.37	11	5	86	0	6	0	
Pct 9514/9522 - Election Day Rep	852	80	9.39	14	6	52	0	8	0	
Pct 9514/9522 - VBM Reporting	852	97	11.38	12	9	68	0	8	0	
Pct 9515 - Election Day Reporting	651	65	9.98	13	4	39	0	9	0	
Pct 9515 - VBM Reporting	651	97	14.90	9	15	65	0	8	0	
Pct 9516 - Election Day Reporting	794	90	11.34	12	5	63	0	10	0	
Pct 9516 - VBM Reporting	794	141	17.76	19	20	90	0	12	0	
Pct 9517 - Election Day Reporting	740	63	8.51	7	3	47	0	6	0	
Pct 9517 - VBM Reporting	740	123	16.62	11	15	82	0	15	0	
Pct 9518 - Election Day Reporting	684	64	9.36	9	3	47	0	5	0	
Pct 9518 - VBM Reporting	684	87	12.72	8	8	64	0	7	0	
Pct 9519 - Election Day Reporting	821	91	11.08	14	9	61	0	7	0	
Pct 9519 - VBM Reporting	821	126	15.35	11	15	81	0	19	0	
Pct 9521 - Election Day Reporting	841	99	11.77	16	5	63	0	15	0	

**THE CITY AND COUNTY OF SAN FRANCISCO Statement of Vote  
PRIMARY ELECTION JUNE 2014**

NON-PARTISAN STATE TREASURER													
	Registration	Ballois Cast	Turnout(%)	STATE TREASURER ELLEN H. BROWN	GREG CONLON	JOHN CHANG	WRITE IN	Under Vote	Over Vote				
Pct 9521 - VBM Reporting	841	123	14.63	16	13	78	0	16	0				
Pct 9701 - Election Day Reporting	608	65	10.69	8	7	43	0	7	0				
Pct 9701 - VBM Reporting	608	134	22.04	12	12	88	0	22	0				
Pct 9702 - Election Day Reporting	665	65	9.77	9	4	46	0	6	0				
Pct 9702 - VBM Reporting	665	114	17.14	13	14	66	0	21	0				
Pct 9703 - Election Day Reporting	871	72	8.27	7	18	42	0	5	0				
Pct 9703 - VBM Reporting	871	201	23.08	11	29	144	1	16	0				
Pct 9704 - Election Day Reporting	880	76	8.64	8	11	43	0	14	0				
Pct 9704 - VBM Reporting	880	199	22.61	16	39	127	0	29	0				
Pct 9705 - Election Day Reporting	823	58	7.05	5	3	44	0	6	0				
Pct 9705 - VBM Reporting	823	165	20.05	15	19	111	2	18	0				
Pct 9706 MB - Election Day Repo	55	0	0.00	0	0	0	0	0	0				
Pct 9706 MB - VBM Reporting	55	18	32.73	2	0	15	0	1	0				
Pct 9707 - Election Day Reporting	725	54	7.45	3	8	36	0	6	1				
Pct 9707 - VBM Reporting	725	193	26.62	16	32	129	0	16	0				
Pct 9708 - Election Day Reporting	826	66	7.99	11	6	42	0	7	0				
Pct 9708 - VBM Reporting	826	178	21.55	13	24	114	0	27	0				
Pct 9709 - Election Day Reporting	877	81	9.24	8	16	47	0	10	0				
Pct 9709 - VBM Reporting	877	202	23.03	13	37	138	1	13	0				
Pct 9711 - Election Day Reporting	575	78	13.57	7	16	48	0	7	0				
Pct 9711 - VBM Reporting	575	152	26.43	13	21	106	0	12	0				
Pct 9712 - Election Day Reporting	589	73	12.39	7	14	49	0	3	0				
Pct 9712 - VBM Reporting	589	152	25.81	9	25	98	0	20	0				
Pct 9713 - Election Day Reporting	866	57	6.58	6	7	34	0	10	0				
Pct 9713 - VBM Reporting	866	193	22.29	8	35	128	0	22	0				
Pct 9714 - Election Day Reporting	864	88	10.19	1	22	55	0	10	0				
Pct 9714 - VBM Reporting	864	247	28.59	12	66	149	0	20	0				
Pct 9715 - Election Day Reporting	554	88	15.88	9	8	61	0	10	0				
Pct 9715 - VBM Reporting	554	148	26.71	7	34	94	0	13	0				
Pct 9716 - Election Day Reporting	829	71	8.56	13	10	39	0	9	0				
Pct 9716 - VBM Reporting	829	187	22.56	10	23	134	0	19	1				
Pct 9717 - Election Day Reporting	881	80	9.08	16	15	37	0	12	0				
Pct 9717 - VBM Reporting	881	188	21.34	15	38	118	0	17	0				
Pct 9718 - Election Day Reporting	800	108	13.25	8	22	62	0	14	0				
Pct 9718 - VBM Reporting	800	230	28.75	14	52	153	1	10	0				
Pct 9719 - Election Day Reporting	828	108	13.04	10	20	63	0	15	0				
Pct 9719 - VBM Reporting	828	218	26.33	11	36	144	0	27	0				
Pct 9721 - Election Day Reporting	598	81	13.55	8	12	51	0	10	0				
Pct 9721 - VBM Reporting	598	146	24.41	7	33	88	0	18	0				
Pct 9722 - Election Day Reporting	583	62	10.63	2	16	35	0	9	0				
Pct 9722 - VBM Reporting	583	158	27.10	16	28	104	0	10	0				
Pct 9723 - Election Day Reporting	415	25	6.02	0	9	15	0	1	0				
Pct 9723 - VBM Reporting	415	132	31.81	4	19	92	1	16	0				
Pct 9724 - Election Day Reporting	841	75	8.92	5	15	49	0	6	0				
Pct 9724 - VBM Reporting	841	248	29.49	7	76	135	0	30	0				
Pct 9725 - Election Day Reporting	878	45	5.13	6	11	17	0	9	0				
Pct 9725 - VBM Reporting	878	222	25.28	14	50	133	1	24	0				
Pct 9726 - Election Day Reporting	695	48	6.91	5	5	31	0	7	0				
Pct 9726 - VBM Reporting	695	94	13.53	7	14	66	0	7	0				
Pct 9727 - Election Day Reporting	405	38	9.63	1	11	20	0	7	0				
Pct 9727 - VBM Reporting	405	113	27.90	1	37	64	0	11	0				
Pct 9728 - Election Day Reporting	883	97	10.99	8	18	60	0	11	0				
Pct 9728 - VBM Reporting	883	238	26.95	17	69	134	0	18	0				
Pct 9729 - Election Day Reporting	703	79	11.24	5	22	45	0	7	0				
Pct 9729 - VBM Reporting	703	183	26.03	4	50	111	0	18	0				
Pct 9731 - Election Day Reporting	497	83	16.70	8	22	43	0	10	0				
Pct 9731 - VBM Reporting	497	113	22.74	4	34	66	1	8	0				

**THE CITY AND COUNTY OF SAN FRANCISCO Statement of Vote  
PRIMARY ELECTION JUNE 2014**

NON-PARTISAN STATE TREASURER												
	Registration	Ballois Cast	Turnout(%)	STATE TREASURER ELLEN H. BROWN	GREG CONLON	JOHN CHIANG	WRITE-IN	Under Vote	Over Vote			
Pct 9732 MB - Election Day Repo	65	0	0.00	0	0	0	0	0	0			
Pct 9732 MB - VBM Reporting	65	25	44.62	4	3	20	0	2	0			
Pct 9733 MB - Election Day Repo	210	1	0.48	0	0	1	0	0	0			
Pct 9733 MB - VBM Reporting	210	89	41.90	8	13	56	0	11	0			
Pct 9734 - Election Day Reporting	569	62	10.90	2	11	45	0	4	0			
Pct 9734 - VBM Reporting	569	186	32.69	7	57	102	0	20	0			
Pct 9735 - Election Day Reporting	738	93	12.60	4	15	63	1	10	0			
Pct 9735 - VBM Reporting	738	215	29.13	16	39	145	1	14	0			
Pct 9736 - Election Day Reporting	666	78	11.71	6	14	46	0	12	0			
Pct 9736 - VBM Reporting	666	191	28.68	13	28	127	0	23	0			
Pct 9737 - Election Day Reporting	736	55	7.47	9	10	30	0	6	0			
Pct 9737 - VBM Reporting	736	229	31.11	7	36	163	1	22	0			
Pct 9738 - Election Day Reporting	672	49	7.29	7	7	29	0	6	0			
Pct 9738 - VBM Reporting	672	146	22.02	10	32	95	1	10	0			
Pct 9739 - Election Day Reporting	791	38	4.80	5	4	25	0	4	0			
Pct 9739 - VBM Reporting	791	104	13.15	12	15	68	0	9	0			
Pct 9741 - Election Day Reporting	631	2	0.32	0	0	2	0	0	0			
Pct 9741 - VBM Reporting	631	1	0.16	0	0	1	0	0	0			
Pct 9742 - Election Day Reporting	563	66	11.72	2	15	43	0	6	0			
Pct 9742 - VBM Reporting	563	116	20.60	10	32	67	0	7	0			
Pct 9743 - Election Day Reporting	839	58	6.91	11	6	38	0	3	0			
Pct 9743 - VBM Reporting	839	169	20.14	22	26	112	1	8	0			
Pct 9744 - Election Day Reporting	817	66	8.08	13	7	42	0	4	0			
Pct 9744 - VBM Reporting	817	121	14.81	4	24	78	0	15	0			
Pct 9745 - Election Day Reporting	898	58	6.46	15	7	29	0	7	0			
Pct 9745 - VBM Reporting	898	109	12.14	12	18	64	0	14	1			
Pct 9746 - Election Day Reporting	867	98	11.07	9	24	52	0	11	0			
Pct 9746 - VBM Reporting	867	222	25.61	10	48	138	0	26	0			
Pct 9747 - Election Day Reporting	858	74	8.62	9	8	51	0	6	0			
Pct 9747 - VBM Reporting	858	176	20.51	12	20	128	1	15	0			
Pct 9748 - Election Day Reporting	888	86	9.68	16	11	54	0	5	0			
Pct 9748 - VBM Reporting	888	211	23.76	18	35	133	2	22	1			
Pct 9749 - Election Day Reporting	770	59	7.66	4	5	42	0	8	0			
Pct 9749 - VBM Reporting	770	145	18.83	17	15	100	0	13	0			
Pct 9751 - Election Day Reporting	854	77	9.02	8	19	46	0	4	0			
Pct 9751 - VBM Reporting	854	236	27.63	22	35	160	0	19	0			
Pct 9752 - Election Day Reporting	652	63	9.66	6	12	37	0	8	0			
Pct 9752 - VBM Reporting	652	202	30.98	23	29	130	0	20	0			
Pct 9753 - Election Day Reporting	691	56	8.10	7	4	40	0	5	0			
Pct 9753 - VBM Reporting	691	160	23.15	20	10	110	0	20	0			
Pct 9754 - Election Day Reporting	664	73	10.99	11	9	48	1	4	0			
Pct 9754 - VBM Reporting	664	167	25.15	14	15	115	2	21	0			
Pct 9755 - Election Day Reporting	504	52	10.32	4	7	31	0	10	0			
Pct 9755 - VBM Reporting	504	131	25.99	9	11	93	2	15	1			
Pct 9756 - Election Day Reporting	786	48	6.11	8	10	25	0	5	0			
Pct 9756 - VBM Reporting	786	180	22.90	18	33	121	2	6	0			
Pct 9801 - Election Day Reporting	381	40	10.50	8	5	25	0	2	0			
Pct 9801 - VBM Reporting	381	80	21.00	6	9	56	0	9	0			
Pct 9900 MB - Election Day Repo	0	0	0.00	0	0	0	0	0	0			
Pct 9900 MB - VBM Reporting	0	0	0.00	0	0	0	0	0	0			
Pct 9901 MB - Election Day Repo	0	0	0.00	0	0	0	0	0	0			
Pct 9901 MB - VBM Reporting	0	0	0.00	0	0	0	0	0	0			
Pct 9902 MB - Election Day Repo	0	0	0.00	0	0	0	0	0	0			
Pct 9902 MB - VBM Reporting	0	0	0.00	0	0	0	0	0	0			
Election Day Reporting Totals	435757	39406	9.04	5096	3883	25414	89	4905	19			

**THE CITY AND COUNTY OF SAN FRANCISCO Statement of Vote  
PRIMARY ELECTION JUNE 2014**

NON-PARTISAN STATE TREASURER										
	Registration	Ballots Cast	Turnout (%)	STATE TREASURER ELLEN H. BROWN	GREG CONLON	JOHN CHIANG	WRITE-IN	Under Vote	Over Vote	
VBM Reporting Totals	435757	89993	20.65	7797	11159	61489	162	9267	119	
District Totals - Absentee										
District Grand Totals										
12TH CONGRESSIONAL DISTRICT	385648	114107	29.59	11561	12705	76812	211	12696	122	
13TH CONGRESSIONAL DISTRICT	0	0	0.00	0	0	0	0	0	0	
14TH CONGRESSIONAL DISTRICT	50109	15292	30.52	1332	2337	10091	40	1476	16	
11TH SENATORIAL DISTRICT	435757	129399	29.70	12893	15042	86903	251	14172	138	
17TH ASSEMBLY DISTRICT	251482	76933	30.59	8298	6975	52679	148	8740	93	
19TH ASSEMBLY DISTRICT	184275	52466	28.47	4595	8067	34224	103	5432	45	
BOARD OF EQ. DISTRICT 2	435757	129399	29.70	12893	15042	86903	251	14172	138	
SUPERVISORIAL DISTRICT 1	37767	10489	27.77	975	1273	7184	19	1026	12	
SUPERVISORIAL DISTRICT 2	43533	11998	27.56	873	2514	7008	12	1579	10	
SUPERVISORIAL DISTRICT 3	33270	10359	31.14	912	1321	6775	22	1319	10	
SUPERVISORIAL DISTRICT 4	37949	10880	28.67	949	1586	7324	24	990	7	
SUPERVISORIAL DISTRICT 5	47671	13086	27.45	1574	987	9019	20	1476	10	
SUPERVISORIAL DISTRICT 6	34032	9061	26.65	1054	1038	5897	20	1025	27	
SUPERVISORIAL DISTRICT 7	42355	14311	33.79	1168	2457	9212	26	1440	8	
SUPERVISORIAL DISTRICT 8	53703	19219	35.79	1917	1330	13744	33	2166	9	
SUPERVISORIAL DISTRICT 9	38405	12015	31.28	1622	787	8205	26	1360	15	
SUPERVISORIAL DISTRICT 10	35021	8924	25.48	872	767	6303	24	945	13	
SUPERVISORIAL DISTRICT 11	32091	9059	28.24	977	982	6232	25	826	17	
CITY/COUNTY OF SAN FRANCISCO	435757	129399	29.70	12893	15042	86903	251	14172	138	
BAYVIEW/HUNTERS POINT	16695	3854	23.08	362	328	2769	13	374	8	
CHINATOWN	14573	4367	29.97	352	520	2904	9	579	3	
CIVIC CENTER/DOWNTOWN	24423	6806	27.88	799	787	4446	17	737	22	
DIAMOND HEIGHTS	6435	2633	40.92	213	239	1909	9	262	1	
EXCELSIOR (OUTER MISSION)	23621	6926	29.33	744	857	4691	19	605	12	
HAIGHT ASHBURY	13174	3684	27.96	459	227	2557	4	434	3	
INGLESIDE	10397	2683	25.81	294	202	1910	8	264	5	
INNER SUNSET	8836	2387	27.01	270	216	1612	1	287	1	
LAKE MERCED	7477	1812	24.23	161	345	1121	4	180	1	
LAUREL HEIGHTS/ANZA VISTA	8629	2287	26.50	215	295	1510	2	264	1	
MARINA/PACIFIC HEIGHTS	34933	9391	26.88	679	1998	5457	10	1241	6	
MISSION	28168	7962	28.27	1167	476	5367	15	921	16	
NOE VALLEY	15911	5531	34.76	581	398	3881	10	658	3	
NORTH BERNAL HTS	8108	3099	38.22	412	138	2166	8	374	1	
NORTH EMBARCADERO	6066	2166	35.71	197	312	1355	3	298	1	
PORTOLA	7972	2539	31.85	215	291	1779	7	243	4	
POTRERO HILL	12285	3536	28.78	361	300	2423	6	443	3	
RICHMOND	32988	9245	28.03	837	1125	6375	17	879	12	
SEA CLIFF/PRESIDIO HEIGHTS	7363	2366	32.13	197	470	1383	4	308	4	
SOUTH BERNAL HEIGHT	8738	3004	34.38	370	196	2092	2	343	1	
SOUTH OF MARKET	18900	5193	27.48	545	640	3346	13	640	9	
SUNSET	37410	10737	28.70	936	1574	7219	23	979	6	
UPPER MARKET/EUREKA VALL	17459	6607	37.84	605	406	4835	7	754	0	
VISITATION VALLEY	7291	1871	25.66	160	194	1345	5	165	2	
WEST OF TWIN PEAKS	31559	11503	36.45	890	1995	7440	19	1152	7	
WESTERN ADDITION	27878	7710	27.66	918	580	5346	17	842	7	
Grand Totals	435757	129399	29.70	12893	15042	86903	251	14172	138	

**THE CITY AND COUNTY OF SAN FRANCISCO Statement of Vote  
PRIMARY ELECTION JUNE 2014**

NON-PARTISAN ATTORNEY GENERAL														
	Registration	Ballois Cast	Turnout(%)	ATTORNEY GENERAL	PHIL WYMAN	DAVID KING	ORLY TAITZ	KAMALA D. HARRIS	JOHN HAGGERTY	JONATHAN JAECH	RONALD GOLD	WRITE-IN	Under Vote	Over Vote
Pct 1101 - Election Day Reporting	484	35	7.23	0	1	0	0	30	1	1	0	0	2	0
Pct 1101 - VBM Reporting	484	106	21.90	2	2	4	4	78	4	2	6	0	8	0
Pct 1102 - Election Day Reporting	873	94	10.77	1	1	1	1	71	4	3	1	0	12	0
Pct 1102 - VBM Reporting	873	192	21.99	9	2	5	147	11	2	9	0	7	0	0
Pct 1103 - Election Day Reporting	827	76	9.19	0	2	0	0	57	6	1	3	0	7	0
Pct 1103 - VBM Reporting	827	215	26.00	7	5	5	161	8	1	15	1	12	0	0
Pct 1104/1105 - Election Day Rep	817	65	7.96	2	2	1	44	6	0	3	0	6	1	0
Pct 1104/1105 - VBM Reporting	817	155	18.97	6	4	3	118	1	7	8	1	7	0	0
Pct 1106 - Election Day Reporting	681	43	6.31	0	1	4	33	1	0	2	0	2	0	0
Pct 1106 - VBM Reporting	681	144	21.15	3	2	4	102	8	0	12	0	13	0	0
Pct 1107 - Election Day Reporting	661	45	6.81	1	0	1	40	0	0	2	0	1	0	0
Pct 1107 - VBM Reporting	661	124	18.76	3	3	1	100	1	1	4	0	11	0	0
Pct 1108 - Election Day Reporting	827	57	6.89	0	0	1	49	1	2	0	0	4	0	0
Pct 1108 - VBM Reporting	827	195	23.58	2	6	7	153	3	3	12	2	7	0	0
Pct 1109 - Election Day Reporting	707	49	6.93	4	0	1	37	0	3	4	0	4	0	0
Pct 1109 - VBM Reporting	707	164	23.20	2	12	5	124	6	0	5	1	9	0	0
Pct 1111 - Election Day Reporting	859	66	7.68	1	0	3	47	5	1	3	1	5	0	0
Pct 1111 - VBM Reporting	859	194	22.58	1	5	6	153	4	3	13	0	9	0	0
Pct 1112 - Election Day Reporting	638	32	5.02	1	0	0	25	0	1	1	0	3	0	0
Pct 1112 - VBM Reporting	638	124	19.44	2	3	1	103	3	3	3	0	5	1	0
Pct 1113 - Election Day Reporting	622	28	4.50	0	0	3	19	1	1	0	0	3	1	0
Pct 1113 - VBM Reporting	622	155	24.92	11	6	2	110	1	2	12	0	9	2	0
Pct 1114 - Election Day Reporting	788	62	7.87	1	2	1	40	2	4	2	5	0	7	0
Pct 1114 - VBM Reporting	788	161	20.43	5	15	4	109	7	3	10	0	8	0	0
Pct 1115 - Election Day Reporting	760	33	4.34	1	0	0	28	0	0	2	0	2	0	0
Pct 1115 - VBM Reporting	760	132	17.37	1	4	6	94	6	2	6	0	12	1	0
Pct 1116 - Election Day Reporting	781	38	4.87	0	2	0	27	3	1	1	0	4	0	0
Pct 1116 - VBM Reporting	781	167	21.38	2	1	5	146	3	2	2	0	6	0	0
Pct 1117 - Election Day Reporting	711	51	7.17	1	2	2	35	2	1	2	0	6	0	0
Pct 1117 - VBM Reporting	711	139	19.55	4	5	2	88	6	5	5	3	21	0	0
Pct 1118 - Election Day Reporting	855	55	6.43	0	3	0	47	0	1	0	0	4	0	0
Pct 1118 - VBM Reporting	855	178	20.82	5	4	2	131	8	10	9	0	9	0	0
Pct 1119 - Election Day Reporting	676	34	5.03	1	0	0	26	3	4	0	0	0	0	0
Pct 1119 - VBM Reporting	676	133	19.57	0	5	1	106	5	2	4	4	3	3	0
Pct 1121 - Election Day Reporting	597	53	8.88	0	0	3	40	4	2	1	1	2	0	0
Pct 1121 - VBM Reporting	597	136	22.78	0	4	4	97	3	1	12	1	14	0	0
Pct 1122 - Election Day Reporting	541	33	6.10	1	3	1	26	1	0	0	0	1	0	0
Pct 1122 - VBM Reporting	541	112	20.70	0	2	3	68	12	0	12	1	14	0	0
Pct 1123 - Election Day Reporting	798	32	4.01	0	1	0	25	0	1	3	0	1	1	0
Pct 1123 - VBM Reporting	798	108	13.53	1	3	4	79	1	3	4	0	13	0	0
Pct 1124 - Election Day Reporting	673	40	5.94	0	1	0	28	0	3	2	0	6	0	0
Pct 1124 - VBM Reporting	673	102	15.16	1	2	9	77	1	3	4	0	5	0	0
Pct 1125 - Election Day Reporting	846	16	1.89	0	0	0	12	1	0	2	0	1	0	0
Pct 1125 - VBM Reporting	846	174	20.57	8	4	4	128	8	3	12	0	9	0	0
Pct 1126 - Election Day Reporting	789	29	3.68	1	0	0	25	1	1	1	0	0	0	0
Pct 1126 - VBM Reporting	789	160	20.28	4	2	7	125	4	4	4	2	8	0	0
Pct 1127 - Election Day Reporting	791	69	8.72	1	3	3	47	5	2	1	1	6	0	0
Pct 1127 - VBM Reporting	791	164	20.73	10	4	2	120	7	2	7	0	11	1	0
Pct 1128 - Election Day Reporting	719	40	5.56	2	2	1	25	3	3	2	0	2	0	0
Pct 1128 - VBM Reporting	719	168	23.37	2	6	3	113	8	4	10	0	21	1	0
Pct 1129 - Election Day Reporting	791	50	6.32	3	5	2	28	5	0	4	1	2	0	0
Pct 1129 - VBM Reporting	791	165	20.86	0	3	4	125	4	2	18	0	7	2	0
Pct 1131 - Election Day Reporting	702	32	4.56	1	0	1	19	3	2	0	0	6	0	0
Pct 1131 - VBM Reporting	702	161	22.93	1	9	6	107	18	5	8	0	7	0	0
Pct 1132 - Election Day Reporting	829	61	7.36	0	1	0	50	1	1	3	1	4	0	0
Pct 1132 - VBM Reporting	829	191	23.04	15	6	5	129	8	4	13	0	10	1	0
Pct 1133 - Election Day Reporting	769	37	4.81	0	0	3	24	5	1	3	1	0	0	0

**THE CITY AND COUNTY OF SAN FRANCISCO Statement of Vote  
PRIMARY ELECTION JUNE 2014**

NON-PARTISAN ATTORNEY GENERAL													
	Registration	Ballots Cast	Turnout (%)	ATTORNEY GENERAL PHIL WYMAN	DAVID KING	ORLY TAITZ	KAMALA D. HARRIS	JOHN HAGGERTY	JONATHAN JAECH	RONALD GOLD	WRITE-IN	Under Vote	Over Vote
Pct 1133 - VBM Reporting	769	191	24.84	2	9	4	134	14	2	13	0	12	1
Pct 1134 - Election Day Reporting	688	46	6.98	1	2	2	33	3	0	1	0	5	1
Pct 1134 - VBM Reporting	688	146	21.22	3	5	5	94	12	1	9	1	16	0
Pct 1135 - Election Day Reporting	456	27	5.92	0	0	0	23	2	0	1	0	1	0
Pct 1135 - VBM Reporting	456	121	26.54	11	2	8	77	6	3	7	0	7	0
Pct 1136 - Election Day Reporting	707	30	4.24	1	2	0	19	3	0	3	0	2	0
Pct 1136 - VBM Reporting	707	179	25.32	7	2	3	126	9	6	15	1	10	0
Pct 1141 - Election Day Reporting	859	48	5.59	1	0	2	39	1	0	1	0	4	0
Pct 1141 - VBM Reporting	859	204	23.75	1	5	7	153	3	5	7	1	20	2
Pct 1142 - Election Day Reporting	793	48	6.05	0	0	0	37	4	0	1	0	6	0
Pct 1142 - VBM Reporting	793	187	23.58	10	5	4	126	13	6	2	0	21	0
Pct 1143 - Election Day Reporting	843	76	9.02	2	2	3	61	0	0	0	0	8	0
Pct 1143 - VBM Reporting	843	186	22.06	4	2	10	131	5	7	10	0	16	1
Pct 1144 - Election Day Reporting	751	58	7.72	3	1	1	41	5	0	2	0	5	0
Pct 1144 - VBM Reporting	751	143	19.04	7	0	2	97	11	6	5	0	14	1
Pct 1145 - Election Day Reporting	805	59	7.20	1	0	2	50	1	0	0	0	4	0
Pct 1145 - VBM Reporting	805	205	25.47	3	4	9	166	4	1	11	0	6	1
Pct 1146 - Election Day Reporting	826	56	6.78	0	6	2	46	2	0	0	0	0	0
Pct 1146 - VBM Reporting	826	196	23.73	0	2	12	144	7	4	15	1	10	1
Pct 1147 - Election Day Reporting	779	72	9.24	1	0	1	56	2	2	4	0	6	0
Pct 1147 - VBM Reporting	779	179	22.98	5	8	6	120	11	4	15	0	10	0
Pct 1148 - Election Day Reporting	798	60	7.52	2	2	2	43	2	4	2	0	3	0
Pct 1148 - VBM Reporting	798	168	21.05	4	7	3	106	13	7	12	3	13	0
Pct 1149 - Election Day Reporting	812	69	8.50	0	2	1	56	2	1	3	0	4	0
Pct 1149 - VBM Reporting	812	164	20.20	1	3	8	117	4	1	16	0	14	0
Pct 1151 MB - Election Day Reporting	0	0	0.00	0	0	0	0	0	0	0	0	0	0
Pct 1151 MB - VBM Reporting	0	0	0.00	0	0	0	0	0	0	0	0	0	0
Pct 1152 - Election Day Reporting	764	66	8.64	4	3	3	46	4	0	1	0	5	0
Pct 1152 - VBM Reporting	764	181	23.69	2	3	2	142	6	3	13	0	10	0
Pct 1153 - Election Day Reporting	788	65	8.25	2	0	4	45	4	2	3	0	5	0
Pct 1153 - VBM Reporting	788	154	19.54	3	4	8	97	11	6	19	0	6	0
Pct 1154 MB - Election Day Reporting	0	0	0.00	0	0	0	0	0	0	0	0	0	0
Pct 1154 MB - VBM Reporting	0	0	0.00	0	0	0	0	0	0	0	0	0	0
Pct 7001 - Election Day Reporting	641	42	6.55	0	2	2	29	1	2	1	0	5	0
Pct 7001 - VBM Reporting	641	105	16.38	0	3	0	82	1	0	3	0	16	0
Pct 7002 - Election Day Reporting	820	52	6.34	2	0	3	39	0	2	1	1	4	0
Pct 7002 - VBM Reporting	820	167	20.37	4	7	6	114	12	3	5	0	16	0
Pct 7003 - Election Day Reporting	792	105	13.26	0	0	3	82	2	6	2	0	10	0
Pct 7003 - VBM Reporting	792	162	20.45	2	2	2	138	3	4	2	0	9	0
Pct 7004 - Election Day Reporting	784	81	10.33	1	1	0	67	1	1	2	0	8	0
Pct 7004 - VBM Reporting	784	150	19.13	2	0	2	124	2	4	3	1	12	0
Pct 7005 - Election Day Reporting	776	99	12.76	1	0	0	88	1	1	2	0	6	0
Pct 7005 - VBM Reporting	776	149	19.20	1	1	3	122	3	1	7	0	11	0
Pct 7006 - Election Day Reporting	825	91	11.03	2	0	2	74	1	1	2	0	9	0
Pct 7006 - VBM Reporting	825	152	18.42	1	4	1	119	6	5	5	0	11	0
Pct 7007 - Election Day Reporting	897	96	10.70	0	0	2	80	5	0	3	0	6	0
Pct 7007 - VBM Reporting	897	189	21.07	1	0	4	164	0	2	5	0	13	0
Pct 7008 - Election Day Reporting	787	122	15.50	1	2	4	96	3	2	2	1	11	0
Pct 7008 - VBM Reporting	787	206	26.18	5	0	5	159	5	6	7	3	15	1
Pct 7009 - Election Day Reporting	805	53	6.58	4	0	2	38	4	2	0	0	3	0
Pct 7009 - VBM Reporting	805	185	22.98	0	2	4	164	4	2	1	0	8	0
Pct 7011 - Election Day Reporting	876	50	5.71	1	0	1	46	0	0	0	0	2	0
Pct 7011 - VBM Reporting	876	117	13.36	0	0	4	95	2	5	3	0	8	0
Pct 7012 - Election Day Reporting	908	102	11.23	0	0	2	82	7	2	0	0	9	0
Pct 7012 - VBM Reporting	908	169	18.61	1	6	2	143	3	2	4	0	8	0
Pct 7013 - Election Day Reporting	554	44	7.94	1	0	1	36	0	1	0	0	5	0
Pct 7013 - VBM Reporting	554	100	18.05	1	0	1	89	0	4	0	0	5	0

**THE CITY AND COUNTY OF SAN FRANCISCO Statement of Vote  
PRIMARY ELECTION JUNE 2014**

NON-PARTISAN ATTORNEY GENERAL														
	Registration	Ballots Cast	Turnout (%)	ATTORNEY GENERAL	PHIL WYMAN	DAVID KING	ORLY TAITZ	KAMALA D. HARRIS	JOHN HAGGERTY	JONATHAN JAECH	RONALD GOLD	WRITE IN	Under Vote	Over Vote
Pct 7014 - Election Day Reporting	940	78	8.30		1	1	2	66	1	0	1	0	6	0
Pct 7014 - VBM Reporting	940	168	17.87		1	0	4	146	4	4	0	0	9	0
Pct 7015 MB - Election Day Repo	66	0	0.00		0	0	0	0	0	0	0	0	0	0
Pct 7015 MB - VBM Reporting	66	13	19.70		1	0	0	11	0	0	1	0	0	0
Pct 7016 - Election Day Reporting	787	40	5.08		1	0	1	31	0	2	1	0	4	0
Pct 7016 - VBM Reporting	787	141	17.92		3	3	5	106	3	2	3	2	14	0
Pct 7017 - Election Day Reporting	676	17	2.51		0	0	1	15	0	0	0	0	1	0
Pct 7017 - VBM Reporting	676	94	13.91		1	3	1	79	1	1	4	0	4	0
Pct 7018 - Election Day Reporting	840	42	5.00		0	2	3	31	1	1	2	0	2	0
Pct 7018 - VBM Reporting	840	242	28.81		0	4	1	196	10	4	8	2	15	2
Pct 7019 - Election Day Reporting	861	45	5.23		0	1	1	37	2	0	1	0	3	0
Pct 7019 - VBM Reporting	861	222	25.78		0	3	7	179	5	6	7	0	15	0
Pct 7021 - Election Day Reporting	841	58	6.90		1	0	2	39	2	2	1	1	9	1
Pct 7021 - VBM Reporting	841	143	17.00		5	0	1	118	6	3	5	0	4	1
Pct 7022 - Election Day Reporting	888	45	5.07		0	1	0	40	1	0	1	0	2	0
Pct 7022 - VBM Reporting	888	152	17.12		0	3	5	126	2	3	6	0	7	0
Pct 7023 - Election Day Reporting	823	40	4.86		0	2	0	37	0	0	0	0	1	0
Pct 7023 - VBM Reporting	823	168	20.41		1	1	2	144	5	4	2	0	7	2
Pct 7024 - Election Day Reporting	263	3	1.14		0	0	0	3	0	0	0	0	0	0
Pct 7024 - VBM Reporting	263	13	4.94		0	1	2	8	0	0	1	0	1	0
Pct 7025 - Election Day Reporting	417	18	4.32		0	0	1	17	0	0	0	0	0	0
Pct 7025 - VBM Reporting	417	32	7.67		0	0	1	28	0	1	0	0	2	0
Pct 7026 - Election Day Reporting	837	46	5.50		0	4	1	31	1	2	0	0	7	0
Pct 7026 - VBM Reporting	837	235	28.08		9	5	8	169	14	2	10	0	18	0
Pct 7027 - Election Day Reporting	775	53	6.84		1	1	1	41	1	1	2	0	5	0
Pct 7027 - VBM Reporting	775	147	18.97		0	2	4	109	3	3	15	0	11	0
Pct 7028 - Election Day Reporting	762	32	4.20		0	0	0	30	0	0	1	0	1	0
Pct 7028 - VBM Reporting	762	91	11.94		0	1	0	80	2	1	3	0	3	1
Pct 7029 - Election Day Reporting	802	27	3.37		0	1	0	23	0	1	0	0	1	1
Pct 7029 - VBM Reporting	802	105	13.09		1	5	0	84	1	1	6	0	4	3
Pct 7030 - Election Day Reporting	669	36	5.38		2	2	1	20	3	0	4	0	4	0
Pct 7030 - VBM Reporting	669	180	26.91		3	6	3	132	4	7	12	0	13	0
Pct 7031 - Election Day Reporting	358	12	3.35		0	0	0	9	0	0	2	0	1	0
Pct 7031 - VBM Reporting	358	121	33.80		2	7	3	95	0	4	1	0	8	1
Pct 7032 - Election Day Reporting	799	49	6.13		2	2	1	37	1	0	0	2	4	0
Pct 7032 - VBM Reporting	799	151	18.90		1	4	5	122	4	2	5	0	7	1
Pct 7033 - Election Day Reporting	706	47	6.66		1	0	1	40	2	2	0	0	1	0
Pct 7033 - VBM Reporting	706	101	14.31		5	4	2	80	3	2	3	1	1	0
Pct 7034 - Election Day Reporting	767	13	1.69		0	1	1	9	0	0	1	0	1	0
Pct 7034 - VBM Reporting	767	59	7.69		0	1	0	56	0	1	0	0	1	0
Pct 7035 - Election Day Reporting	311	23	7.40		1	0	1	19	0	1	1	0	0	0
Pct 7035 - VBM Reporting	311	41	13.18		0	2	0	32	2	1	2	0	2	0
Pct 7036 - Election Day Reporting	813	25	3.08		1	0	1	20	1	0	1	0	1	0
Pct 7036 - VBM Reporting	813	171	21.03		2	2	8	129	8	3	10	0	9	0
Pct 7037 - Election Day Reporting	687	15	2.18		0	1	0	12	0	0	0	0	2	0
Pct 7037 - VBM Reporting	687	41	5.97		1	3	1	32	2	0	1	0	1	0
Pct 7038 - Election Day Reporting	807	14	1.73		0	1	0	8	0	1	0	0	4	0
Pct 7038 - VBM Reporting	807	171	21.19		1	3	8	129	13	2	3	0	12	0
Pct 7039 - Election Day Reporting	705	58	8.23		1	0	2	44	4	1	1	0	5	0
Pct 7039 - VBM Reporting	705	141	20.00		1	4	7	97	7	2	13	1	9	0
Pct 7041 MB - Election Day Repo	53	0	0.00		0	0	0	0	0	0	0	0	0	0
Pct 7041 MB - VBM Reporting	53	14	26.42		0	0	0	10	2	0	0	0	2	0
Pct 7042 - Election Day Reporting	586	24	4.10		0	0	0	22	1	0	1	0	0	0
Pct 7042 - VBM Reporting	586	130	22.18		0	3	3	104	9	2	4	0	4	1
Pct 7043 - Election Day Reporting	765	23	3.01		0	1	1	18	0	0	1	0	2	0
Pct 7043 - VBM Reporting	765	152	19.87		2	2	4	117	7	2	7	1	10	0
Pct 7044 - Election Day Reporting	754	27	3.58		1	0	0	21	1	1	0	0	3	0

**THE CITY AND COUNTY OF SAN FRANCISCO Statement of Vote  
PRIMARY ELECTION JUNE 2014**

NON-PARTISAN ATTORNEY GENERAL													
	Registration	Ballois Cast	Turnout (%)	ATTORNEY GENERAL PHIL WYMAN	DAVID KING	ORLY TAITZ	KAMALA D. HARRIS	JOHN HAGGERTY	JONATHAN JAECH	RONALD GOLD	WRITE-IN	Under Vote	Over Vote
Pct 7044 - VBM Reporting	754	61	8.09	2	2	3	47	1	2	1	0	3	0
Pct 7045 - Election Day Reporting	692	42	6.07	1	2	2	23	1	0	2	1	10	0
Pct 7045 - VBM Reporting	692	181	26.16	2	6	5	130	9	3	10	0	15	1
Pct 7046 - Election Day Reporting	389	25	6.43	2	0	1	20	0	0	0	0	2	0
Pct 7046 - VBM Reporting	389	95	24.42	2	3	5	72	2	5	4	0	2	0
Pct 7047 - Election Day Reporting	744	45	6.05	2	0	3	29	3	3	1	1	2	1
Pct 7047 - VBM Reporting	744	199	26.75	5	5	6	150	7	3	7	0	16	0
Pct 7048 - Election Day Reporting	725	40	5.52	2	0	0	29	1	3	0	0	5	0
Pct 7048 - VBM Reporting	725	129	17.79	0	6	4	93	3	3	10	2	8	0
Pct 7049 - Election Day Reporting	724	37	5.11	0	3	0	29	1	1	2	0	1	0
Pct 7049 - VBM Reporting	724	156	21.55	5	5	9	110	6	1	6	0	14	0
Pct 7051 - Election Day Reporting	771	29	3.76	2	1	0	19	1	0	0	1	5	0
Pct 7051 - VBM Reporting	771	195	25.81	1	4	12	153	5	1	8	2	13	0
Pct 7052 - Election Day Reporting	749	47	6.28	1	0	2	31	0	1	4	0	8	0
Pct 7052 - VBM Reporting	749	156	20.83	2	8	7	116	9	0	4	0	10	0
Pct 7053 - Election Day Reporting	400	13	3.25	0	1	0	10	1	0	1	0	0	0
Pct 7053 - VBM Reporting	400	117	29.25	2	2	5	76	6	5	18	0	3	0
Pct 7054 - Election Day Reporting	770	39	5.06	3	1	0	31	1	0	1	0	2	0
Pct 7054 - VBM Reporting	770	119	15.45	0	0	1	102	8	1	1	1	4	1
Pct 7101 MB - Election Day Repo	118	2	1.69	0	0	0	1	0	0	0	0	1	0
Pct 7101 MB - VBM Reporting	118	28	23.73	0	0	0	23	0	0	0	0	4	1
Pct 7201 - Election Day Reporting	823	69	8.38	0	2	2	49	2	1	3	0	10	0
Pct 7201 - VBM Reporting	823	169	20.53	6	7	4	120	7	3	7	0	14	1
Pct 7202 - Election Day Reporting	773	76	9.83	1	1	1	59	3	2	1	0	8	0
Pct 7202 - VBM Reporting	773	178	23.03	6	12	3	120	18	3	9	1	6	0
Pct 7203 - Election Day Reporting	779	65	8.34	1	1	1	53	1	2	2	0	4	0
Pct 7203 - VBM Reporting	779	122	15.66	6	1	1	88	4	2	11	1	8	0
Pct 7204 - Election Day Reporting	806	64	7.94	1	0	0	46	2	3	4	0	8	0
Pct 7204 - VBM Reporting	806	206	25.56	7	5	6	154	6	5	6	0	17	0
Pct 7205 - Election Day Reporting	814	81	9.95	4	0	0	65	3	0	1	0	8	0
Pct 7205 - VBM Reporting	814	228	28.01	10	5	2	158	14	2	17	0	20	0
Pct 7206 - Election Day Reporting	338	33	9.76	2	0	0	25	0	3	0	0	3	0
Pct 7206 - VBM Reporting	338	51	15.09	1	0	1	40	2	0	1	0	6	0
Pct 7207 - Election Day Reporting	546	32	5.86	2	0	0	26	1	2	0	0	1	0
Pct 7207 - VBM Reporting	546	102	18.68	5	3	1	75	5	2	7	0	4	0
Pct 7208 - Election Day Reporting	525	33	6.29	0	1	0	27	0	0	0	0	5	0
Pct 7208 - VBM Reporting	525	133	25.33	3	8	5	93	3	4	5	0	12	0
Pct 7209 - Election Day Reporting	476	36	7.56	0	1	0	28	3	2	1	0	1	0
Pct 7209 - VBM Reporting	476	186	39.08	5	4	3	140	7	1	8	0	18	0
Pct 7301 - Election Day Reporting	838	63	7.52	0	3	1	41	4	6	0	0	8	0
Pct 7301 - VBM Reporting	838	178	21.24	6	3	6	125	6	7	11	1	13	0
Pct 7302 - Election Day Reporting	722	77	10.66	1	1	0	56	6	2	2	0	9	0
Pct 7302 - VBM Reporting	722	263	36.43	12	10	8	179	17	5	9	0	22	1
Pct 7303 - Election Day Reporting	839	86	10.25	3	1	2	60	3	2	2	0	13	0
Pct 7303 - VBM Reporting	839	169	20.14	3	4	6	120	9	2	11	1	13	0
Pct 7304 - Election Day Reporting	856	91	10.63	6	0	2	69	2	1	4	0	7	0
Pct 7304 - VBM Reporting	856	187	21.85	4	5	5	136	10	3	6	1	17	0
Pct 7305 - Election Day Reporting	782	98	12.53	3	2	1	69	2	3	7	0	11	0
Pct 7305 - VBM Reporting	782	195	25.45	3	7	4	136	14	9	3	0	23	0
Pct 7306 - Election Day Reporting	880	75	8.52	0	0	1	57	1	2	5	1	8	0
Pct 7306 - VBM Reporting	880	178	20.23	5	6	0	131	7	2	15	0	12	0
Pct 7307 - Election Day Reporting	673	65	9.66	2	1	1	45	3	2	1	0	10	0
Pct 7307 - VBM Reporting	673	151	22.44	2	8	7	108	5	5	4	0	12	0
Pct 7308 - Election Day Reporting	533	59	11.07	1	0	0	42	2	3	4	0	7	0
Pct 7308 - VBM Reporting	533	158	29.64	5	5	3	108	4	3	14	0	16	0
Pct 7309 - Election Day Reporting	738	70	9.49	1	3	1	54	2	4	2	0	3	0
Pct 7309 - VBM Reporting	738	95	13.41	6	1	2	76	5	4	0	0	5	0



**THE CITY AND COUNTY OF SAN FRANCISCO Statement of Vote  
PRIMARY ELECTION JUNE 2014**

NON-PARTISAN ATTORNEY GENERAL													
	Registration	Ballots Cast	Turnout (%)	ATTORNEY GENERAL PHIL WYMAN	DAVID KING	ORLY TAITZ	KAMALA D. HARRIS	JOHN HAGGERTY	JONATHAN JAECH	RONALD GOLD	WRITE-IN	Under Vote	Over Vote
Pct 7311 - Election Day Reporting	795	66	8.30	1	0	5	53	2	2	0	0	3	0
Pct 7311 - VBM Reporting	795	151	18.99	7	4	3	111	2	6	7	0	11	0
Pct 7312 - Election Day Reporting	809	74	9.15	2	1	2	54	5	1	4	0	5	0
Pct 7312 - VBM Reporting	809	242	29.91	6	5	3	173	16	10	13	0	16	0
Pct 7313 - Election Day Reporting	768	72	9.38	3	3	1	54	4	3	1	1	2	0
Pct 7313 - VBM Reporting	768	187	24.35	3	3	5	132	11	4	8	1	20	0
Pct 7314 - Election Day Reporting	614	43	7.00	0	1	1	25	4	2	0	0	10	0
Pct 7314 - VBM Reporting	614	142	23.13	2	2	6	106	2	4	1	1	18	0
Pct 7315 - Election Day Reporting	629	55	8.74	0	0	2	35	7	0	2	0	9	0
Pct 7315 - VBM Reporting	629	110	17.49	5	2	1	80	6	1	4	0	9	2
Pct 7316 - Election Day Reporting	721	54	7.49	0	0	1	42	1	2	2	0	6	0
Pct 7316 - VBM Reporting	721	160	22.19	1	2	3	121	5	4	6	0	17	1
Pct 7317 - Election Day Reporting	823	80	9.72	4	3	1	61	5	3	0	0	3	0
Pct 7317 - VBM Reporting	823	242	29.40	8	5	5	182	8	6	11	1	14	2
Pct 7318 - Election Day Reporting	653	61	9.34	3	1	5	40	2	1	2	0	6	1
Pct 7318 - VBM Reporting	653	162	24.81	3	2	9	113	3	2	7	0	23	0
Pct 7319 - Election Day Reporting	856	50	5.84	2	0	1	32	5	3	0	0	6	1
Pct 7319 - VBM Reporting	856	157	18.34	5	2	3	112	9	3	8	1	14	0
Pct 7321 - Election Day Reporting	580	46	7.93	1	3	3	30	4	0	1	0	4	0
Pct 7321 - VBM Reporting	580	131	22.59	4	3	2	80	7	0	10	0	24	1
Pct 7322 - Election Day Reporting	743	34	4.58	0	1	1	26	0	0	2	0	4	0
Pct 7322 - VBM Reporting	743	224	30.15	2	5	3	170	5	2	14	0	22	1
Pct 7323 - Election Day Reporting	664	71	10.69	1	4	3	46	2	6	4	0	5	0
Pct 7323 - VBM Reporting	664	121	18.22	2	1	2	95	3	2	4	0	12	0
Pct 7324 - Election Day Reporting	656	46	7.01	0	0	0	37	2	2	1	0	4	0
Pct 7324 - VBM Reporting	656	120	18.29	0	3	1	92	1	0	7	0	16	0
Pct 7325 - Election Day Reporting	774	69	8.91	0	3	2	53	1	0	1	0	9	0
Pct 7325 - VBM Reporting	774	134	17.31	3	3	4	97	0	3	4	0	19	1
Pct 7326 - Election Day Reporting	736	63	8.56	1	0	2	46	4	2	2	0	6	0
Pct 7326 - VBM Reporting	736	157	21.33	2	8	10	105	6	4	7	0	14	1
Pct 7327 - Election Day Reporting	546	33	6.04	0	1	1	20	2	1	1	0	7	0
Pct 7327 - VBM Reporting	546	156	28.57	4	4	8	114	2	0	5	0	18	1
Pct 7328 - Election Day Reporting	730	36	4.93	2	0	1	21	0	2	1	0	9	0
Pct 7328 - VBM Reporting	730	230	31.51	2	3	13	160	10	8	4	1	24	5
Pct 7329 - Election Day Reporting	418	31	7.42	2	1	0	19	2	1	2	0	4	0
Pct 7329 - VBM Reporting	418	125	29.90	5	8	2	78	7	5	7	0	12	1
Pct 7331 - Election Day Reporting	798	115	14.41	3	7	0	72	10	3	6	1	13	0
Pct 7331 - VBM Reporting	798	296	37.09	7	12	5	207	17	5	17	0	26	0
Pct 7332 - Election Day Reporting	710	64	9.01	1	0	1	48	0	3	5	0	6	0
Pct 7332 - VBM Reporting	710	117	16.48	6	7	2	84	4	3	3	0	8	0
Pct 7333 - Election Day Reporting	845	79	8.88	3	2	3	54	2	3	4	0	4	0
Pct 7333 - VBM Reporting	845	165	19.53	6	5	2	125	4	2	4	1	16	0
Pct 7334 - Election Day Reporting	797	68	8.53	1	1	3	55	0	2	1	0	5	0
Pct 7334 - VBM Reporting	797	150	18.82	5	2	3	112	3	3	7	1	14	0
Pct 7335 - Election Day Reporting	821	69	8.40	4	2	0	58	1	0	2	0	2	0
Pct 7335 - VBM Reporting	821	186	22.66	7	10	2	129	5	5	8	0	19	1
Pct 7336 - Election Day Reporting	818	68	8.31	1	1	1	45	5	2	3	0	10	0
Pct 7336 - VBM Reporting	818	201	24.57	11	8	5	140	9	2	13	2	11	0
Pct 7337 - Election Day Reporting	745	59	7.92	1	2	0	41	2	2	4	0	7	0
Pct 7337 - VBM Reporting	745	200	26.85	8	4	3	147	14	3	11	0	10	0
Pct 7338 - Election Day Reporting	797	40	5.02	4	4	0	20	1	0	1	0	10	0
Pct 7338 - VBM Reporting	797	255	31.99	2	3	10	181	11	3	16	0	28	1
Pct 7339 - Election Day Reporting	531	52	9.79	2	2	3	34	2	3	2	0	4	0
Pct 7339 - VBM Reporting	531	116	22.22	2	3	2	95	1	3	3	0	7	2
Pct 7341 - Election Day Reporting	721	64	8.88	1	3	2	42	3	2	3	0	8	0
Pct 7341 - VBM Reporting	721	138	19.14	1	2	3	112	1	3	7	1	8	0
Pct 7342 - Election Day Reporting	819	113	13.80	3	1	5	81	12	3	3	0	5	0

**THE CITY AND COUNTY OF SAN FRANCISCO Statement of Vote  
PRIMARY ELECTION JUNE 2014**

NON-PARTISAN ATTORNEY GENERAL													
	Registration	Ballots Cast	Turnout (%)	ATTORNEY GENERAL PHIL WYMAN	DAVID KING	ORLY TATZ	KAMALA D. HARRIS	JOHN HAGGERTY	JONATHAN JAECH	RONALD GOLD	WRITE-IN	Under Vote	Over Vote
Pct 7342 - VBM Reporting	819	135	16.48	1	1	4	93	9	5	10	0	11	1
Pct 7343 - Election Day Reporting	588	68	11.56	2	2	2	54	2	1	1	0	4	0
Pct 7343 - VBM Reporting	588	83	14.12	0	1	2	62	3	4	0	0	11	0
Pct 7344 - Election Day Reporting	941	89	9.46	2	1	2	66	4	4	4	0	6	0
Pct 7344 - VBM Reporting	941	179	19.02	9	3	2	137	3	6	5	0	14	0
Pct 7345 - Election Day Reporting	847	61	7.20	1	0	4	49	2	3	0	0	2	0
Pct 7345 - VBM Reporting	847	127	14.99	3	2	4	106	3	2	3	0	4	0
Pct 7346 - Election Day Reporting	759	77	10.14	1	2	1	62	2	3	2	0	4	0
Pct 7346 - VBM Reporting	759	103	13.57	1	1	2	83	4	2	3	1	6	0
Pct 7347 - Election Day Reporting	830	60	7.23	0	0	2	46	0	3	1	1	7	0
Pct 7347 - VBM Reporting	830	129	15.54	0	1	8	94	6	9	4	0	7	0
Pct 7348 - Election Day Reporting	754	68	9.02	1	1	2	51	4	3	3	0	3	0
Pct 7348 - VBM Reporting	754	134	17.77	2	7	4	102	3	3	3	0	10	0
Pct 7349 - Election Day Reporting	773	76	9.83	0	0	3	58	3	2	2	0	8	0
Pct 7349 - VBM Reporting	773	156	20.18	8	2	2	117	8	4	5	0	10	0
Pct 7501 - Election Day Reporting	486	58	11.93	1	0	0	48	1	0	4	0	4	0
Pct 7501 - VBM Reporting	486	75	15.43	2	0	3	51	3	2	8	0	6	0
Pct 7502 - Election Day Reporting	661	46	6.96	0	1	1	34	1	1	2	0	6	0
Pct 7502 - VBM Reporting	661	127	19.21	6	2	2	91	5	2	11	1	6	1
Pct 7503 - Election Day Reporting	687	53	7.71	0	2	1	36	2	2	3	0	7	0
Pct 7503 - VBM Reporting	687	135	19.65	1	2	9	100	3	4	7	0	9	0
Pct 7504 - Election Day Reporting	425	32	7.53	0	0	1	22	4	1	1	0	3	0
Pct 7504 - VBM Reporting	425	101	23.76	3	2	1	73	5	2	8	0	5	2
Pct 7505 - Election Day Reporting	798	91	11.40	1	2	3	64	4	1	4	0	12	0
Pct 7505 - VBM Reporting	798	314	39.35	2	9	9	233	16	5	12	1	25	2
Pct 7506 - Election Day Reporting	736	42	5.71	1	1	0	34	0	2	1	0	3	0
Pct 7506 - VBM Reporting	736	127	17.26	1	3	10	99	1	1	3	0	9	0
Pct 7507 - Election Day Reporting	866	64	7.39	0	1	1	52	1	1	0	0	8	0
Pct 7507 - VBM Reporting	866	173	19.98	1	5	7	130	6	5	7	0	11	1
Pct 7508 - Election Day Reporting	656	76	11.59	3	2	1	56	5	1	2	0	6	0
Pct 7508 - VBM Reporting	656	220	33.54	4	6	15	143	11	7	13	0	19	2
Pct 7509/7511 - Election Day Rep	853	86	10.08	2	0	1	67	5	3	2	0	6	0
Pct 7509/7511 - VBM Reporting	853	207	24.27	3	2	3	165	6	4	8	1	15	0
Pct 7512 - Election Day Reporting	570	44	7.72	0	0	4	38	0	0	1	0	1	0
Pct 7512 - VBM Reporting	570	119	20.88	4	4	9	88	4	2	2	0	4	2
Pct 7513 - Election Day Reporting	699	72	10.30	1	1	3	51	3	2	3	0	8	0
Pct 7513 - VBM Reporting	699	100	14.31	3	1	5	78	1	1	5	0	5	1
Pct 7514 - Election Day Reporting	811	28	3.45	0	2	1	19	0	0	0	0	4	2
Pct 7514 - VBM Reporting	811	165	20.35	1	1	5	144	2	1	6	0	5	0
Pct 7515 - Election Day Reporting	774	68	8.79	3	0	1	60	1	1	0	0	2	0
Pct 7515 - VBM Reporting	774	174	22.48	6	4	0	131	4	4	9	0	13	3
Pct 7516 - Election Day Reporting	744	86	11.56	4	0	1	73	1	3	2	0	2	0
Pct 7516 - VBM Reporting	744	221	29.70	8	5	7	174	5	5	3	1	11	2
Pct 7517 - Election Day Reporting	822	86	10.46	0	0	0	79	0	3	1	0	3	0
Pct 7517 - VBM Reporting	822	123	14.96	0	0	1	104	1	3	4	1	8	1
Pct 7518 - Election Day Reporting	795	102	12.83	2	0	5	81	4	5	1	0	4	0
Pct 7518 - VBM Reporting	795	131	16.48	0	0	4	109	2	4	7	0	5	0
Pct 7519 - Election Day Reporting	693	60	8.66	0	2	2	50	1	2	0	0	3	0
Pct 7519 - VBM Reporting	693	91	13.13	1	0	3	77	1	0	2	0	7	0
Pct 7521 - Election Day Reporting	728	68	9.34	0	0	2	52	5	2	2	1	4	0
Pct 7521 - VBM Reporting	728	112	15.38	2	1	2	99	2	0	0	0	6	0
Pct 7522 - Election Day Reporting	771	69	8.95	0	0	0	63	1	1	0	0	4	0
Pct 7522 - VBM Reporting	771	103	13.36	0	0	4	90	0	4	1	1	3	0
Pct 7523 - Election Day Reporting	696	93	13.36	1	0	2	80	2	0	2	1	5	0
Pct 7523 - VBM Reporting	696	99	13.65	0	1	1	85	1	1	1	0	5	0
Pct 7524 - Election Day Reporting	580	57	9.83	0	0	2	45	1	2	1	0	6	0
Pct 7524 - VBM Reporting	580	80	13.79	1	1	1	61	3	2	2	0	9	0

**THE CITY AND COUNTY OF SAN FRANCISCO Statement of Vote  
PRIMARY ELECTION JUNE 2014**

NON-PARTISAN ATTORNEY GENERAL														
	Registration	Ballots Cast	Turnout (%)	ATTORNEY GENERAL	PHIL WYMAN	DAVID KING	ORLY TAITZ	KAMALA D. HARRIS	JOHN HAGGERTY	JONATHAN JAECH	RONALD GOLD	WRITE-IN	Under Vote	Over Vote
Pct 7525 - Election Day Reporting	780	55	7.56		1	0	0	50	2	2	1	0	3	0
Pct 7525 - VBM Reporting	780	120	15.38		0	0	3	111	1	2	0	1	2	0
Pct 7526 - Election Day Reporting	789	69	8.75		1	0	2	64	0	1	0	0	1	0
Pct 7526 - VBM Reporting	789	135	17.11		1	0	3	116	1	6	0	0	8	0
Pct 7527/7528 - Election Day Rep	679	80	11.78		0	3	6	59	1	1	3	0	7	0
Pct 7527/7528 - VBM Reporting	679	131	19.29		3	1	10	92	2	3	7	0	11	2
Pct 7529 - Election Day Reporting	812	84	10.34		1	0	5	70	1	0	0	0	7	0
Pct 7529 - VBM Reporting	812	115	14.16		0	0	1	103	0	5	0	0	6	0
Pct 7531 - Election Day Reporting	805	66	8.20		1	0	0	54	2	3	0	0	6	0
Pct 7531 - VBM Reporting	805	91	11.30		1	0	3	73	1	2	1	0	10	0
Pct 7532 - Election Day Reporting	639	65	10.17		1	3	6	43	1	7	2	0	2	0
Pct 7532 - VBM Reporting	639	98	15.34		4	3	6	70	2	3	5	0	5	0
Pct 7533 - Election Day Reporting	810	104	12.84		2	1	4	77	4	4	2	1	9	0
Pct 7533 - VBM Reporting	810	97	11.98		1	2	2	72	4	6	1	0	9	0
Pct 7534 - Election Day Reporting	762	86	11.29		1	0	4	69	3	1	0	1	7	0
Pct 7534 - VBM Reporting	762	90	11.81		1	1	0	75	2	1	1	0	9	0
Pct 7535 - Election Day Reporting	671	102	15.20		0	0	1	87	1	1	0	0	12	0
Pct 7535 - VBM Reporting	671	90	13.41		0	2	4	75	3	0	1	0	5	0
Pct 7536 - Election Day Reporting	749	91	12.15		0	0	1	69	2	3	1	0	15	0
Pct 7536 - VBM Reporting	749	136	18.16		0	0	3	119	0	5	1	0	8	0
Pct 7537 - Election Day Reporting	666	76	11.41		0	1	1	65	1	5	0	0	3	0
Pct 7537 - VBM Reporting	666	106	16.22		0	1	4	92	0	5	1	0	5	0
Pct 7538 - Election Day Reporting	728	96	13.19		0	0	3	86	0	2	1	1	3	0
Pct 7538 - VBM Reporting	728	115	15.80		1	0	0	101	0	4	0	1	8	0
Pct 7539 - Election Day Reporting	868	120	13.82		2	1	4	98	0	3	2	0	10	0
Pct 7539 - VBM Reporting	868	118	13.58		0	0	4	96	3	7	0	1	7	0
Pct 7541 - Election Day Reporting	732	79	10.79		2	0	0	69	1	3	0	0	4	0
Pct 7541 - VBM Reporting	732	119	16.26		0	1	3	100	1	5	2	0	7	0
Pct 7542 - Election Day Reporting	780	83	10.64		1	0	2	65	2	5	0	0	8	0
Pct 7542 - VBM Reporting	780	118	15.13		0	0	2	101	1	7	1	1	5	0
Pct 7543 - Election Day Reporting	845	68	8.17		0	0	1	63	1	0	1	0	3	0
Pct 7543 - VBM Reporting	845	175	20.71		0	1	5	150	0	4	1	0	14	0
Pct 7544 - Election Day Reporting	801	85	10.61		0	0	2	72	1	1	2	0	7	0
Pct 7544 - VBM Reporting	801	138	17.23		2	1	3	119	0	2	2	0	9	0
Pct 7545 - Election Day Reporting	779	82	10.53		0	0	0	72	1	1	0	0	8	0
Pct 7545 - VBM Reporting	779	143	18.36		0	3	4	116	4	7	4	0	5	0
Pct 7546 - Election Day Reporting	836	99	11.84		1	1	2	82	0	1	1	0	11	0
Pct 7546 - VBM Reporting	836	141	16.87		0	1	5	118	4	4	0	1	8	0
Pct 7547 - Election Day Reporting	885	83	9.38		0	1	3	72	1	0	0	0	6	0
Pct 7547 - VBM Reporting	885	123	13.90		0	0	4	103	0	1	2	0	13	0
Pct 7548 - Election Day Reporting	919	72	7.83		0	3	4	57	2	3	0	0	3	0
Pct 7548 - VBM Reporting	919	168	18.28		0	0	7	145	4	1	2	0	9	0
Pct 7549 - Election Day Reporting	734	80	10.90		2	2	4	61	0	2	1	0	8	0
Pct 7549 - VBM Reporting	734	131	17.85		2	2	7	106	1	2	2	0	9	0
Pct 7551 - Election Day Reporting	629	91	14.47		1	0	1	67	3	1	1	0	17	0
Pct 7551 - VBM Reporting	629	95	15.74		2	1	1	80	2	2	4	1	6	0
Pct 7552 - Election Day Reporting	659	86	13.35		0	2	2	78	1	0	1	0	4	0
Pct 7552 - VBM Reporting	659	120	18.21		1	1	1	100	1	3	6	0	7	0
Pct 7553 MB - Election Day Repo	154	3	1.95		0	0	0	1	0	1	0	0	1	0
Pct 7553 MB - VBM Reporting	154	54	35.06		0	2	1	44	1	4	1	0	1	0
Pct 7554 - Election Day Reporting	753	85	11.29		1	2	1	65	1	1	3	0	11	0
Pct 7554 - VBM Reporting	753	167	22.18		1	3	4	137	1	3	4	0	14	0
Pct 7555 - Election Day Reporting	834	113	13.55		2	0	2	96	1	2	2	0	8	0
Pct 7555 - VBM Reporting	834	173	20.74		2	1	2	143	3	2	4	0	16	0
Pct 7556/7557 - Election Day Rep	919	113	12.30		0	2	0	95	1	4	3	0	8	0
Pct 7556/7557 - VBM Reporting	919	207	22.52		3	1	4	165	4	9	6	0	15	0
Pct 7601 - Election Day Reporting	803	54	6.72		3	2	4	40	2	2	0	0	1	0

THE CITY AND COUNTY OF SAN FRANCISCO Statement of Vote  
PRIMARY ELECTION JUNE 2014

NON-PARTISAN ATTORNEY GENERAL															
	Registration	Ballots Cast	Turnout(%)	ATTORNEY GENERAL PHIL WYMAN	DAVID KING	ORLY TAITZ	KAMALA D. HARRIS	JOHN HAGGERTY	JONATHAN JAECH	RONALD GOLD	WRITE-IN	Under Vote	Over Vote		
Pct 7601 - VBM Reporting	803	100	12.45	3	2	4	76	2	2	4	1	3	3		
Pct 7602 - Election Day Reporting	794	60	7.56	0	1	4	43	1	2	3	0	6	0		
Pct 7602 - VBM Reporting	794	115	14.48	1	1	5	91	1	4	2	0	10	0		
Pct 7603 - Election Day Reporting	713	70	9.82	1	0	2	58	3	2	1	0	3	0		
Pct 7603 - VBM Reporting	713	112	15.71	2	1	2	90	3	6	2	1	5	0		
Pct 7604 - Election Day Reporting	715	68	9.51	1	2	0	50	3	3	3	0	6	0		
Pct 7604 - VBM Reporting	715	117	16.36	3	1	6	89	3	4	3	0	8	0		
Pct 7605 - Election Day Reporting	696	54	7.76	2	0	1	38	2	1	1	0	8	1		
Pct 7605 - VBM Reporting	696	128	18.39	4	1	5	87	4	10	3	0	14	0		
Pct 7606 - Election Day Reporting	770	57	7.40	0	1	5	41	0	2	4	0	4	0		
Pct 7606 - VBM Reporting	770	109	14.16	2	4	9	74	3	3	6	0	8	0		
Pct 7607 - Election Day Reporting	836	57	6.82	1	2	1	39	4	2	2	1	4	1		
Pct 7607 - VBM Reporting	836	145	17.34	2	3	8	110	5	4	5	0	7	1		
Pct 7608 - Election Day Reporting	435	37	8.51	0	2	2	23	2	2	4	0	2	0		
Pct 7608 - VBM Reporting	435	83	19.08	1	1	3	63	4	3	0	0	8	0		
Pct 7609 - Election Day Reporting	839	57	6.79	0	1	1	44	2	1	0	0	8	0		
Pct 7609 - VBM Reporting	839	203	24.31	2	4	10	168	2	5	4	1	12	1		
Pct 7611 - Election Day Reporting	805	62	7.70	0	1	3	38	4	3	4	1	8	0		
Pct 7611 - VBM Reporting	805	146	18.14	1	3	5	112	9	2	3	0	10	1		
Pct 7612 - Election Day Reporting	598	50	8.36	2	2	3	32	1	1	1	0	8	0		
Pct 7612 - VBM Reporting	598	140	23.41	2	5	5	109	3	0	9	0	7	0		
Pct 7613 - Election Day Reporting	837	90	10.75	1	0	6	68	0	5	3	0	7	0		
Pct 7613 - VBM Reporting	837	151	18.04	5	2	3	117	3	4	8	0	9	0		
Pct 7614 - Election Day Reporting	895	50	5.59	0	0	0	39	2	1	2	0	6	0		
Pct 7614 - VBM Reporting	895	144	16.09	5	2	4	110	8	5	3	0	4	3		
Pct 7615 - Election Day Reporting	875	49	5.60	0	2	3	24	4	6	2	0	8	0		
Pct 7615 - VBM Reporting	875	139	15.89	4	2	11	88	4	7	12	0	10	1		
Pct 7616 - Election Day Reporting	461	35	7.59	0	2	0	31	0	0	1	0	1	0		
Pct 7616 - VBM Reporting	461	89	19.31	0	0	2	71	3	4	0	0	9	0		
Pct 7617 - Election Day Reporting	720	55	7.64	1	0	1	44	2	0	0	1	3	3		
Pct 7617 - VBM Reporting	720	150	20.83	2	3	5	108	9	4	7	1	9	2		
Pct 7618 - Election Day Reporting	789	64	8.11	1	1	1	52	1	0	0	0	8	0		
Pct 7618 - VBM Reporting	789	173	21.93	1	2	4	138	4	7	9	0	7	1		
Pct 7619 - Election Day Reporting	983	68	6.92	0	1	2	55	3	2	0	0	5	0		
Pct 7619 - VBM Reporting	983	186	18.92	4	3	4	141	4	4	8	1	16	1		
Pct 7621 - Election Day Reporting	864	53	6.13	2	0	3	43	1	2	1	0	1	0		
Pct 7621 - VBM Reporting	864	160	18.52	3	2	9	126	5	4	7	0	4	0		
Pct 7622 - Election Day Reporting	881	46	5.22	2	2	3	31	1	0	2	0	5	0		
Pct 7622 - VBM Reporting	881	133	15.10	0	2	7	106	4	3	6	0	5	0		
Pct 7623 - Election Day Reporting	766	25	3.26	0	1	2	19	0	1	0	0	2	0		
Pct 7623 - VBM Reporting	766	116	15.14	1	4	7	85	3	5	5	0	6	0		
Pct 7624 - Election Day Reporting	890	69	7.75	2	1	1	50	4	0	6	0	4	1		
Pct 7624 - VBM Reporting	890	131	14.72	1	9	8	96	5	2	1	0	6	3		
Pct 7625 - Election Day Reporting	842	67	7.96	3	1	2	52	1	0	2	0	6	0		
Pct 7625 - VBM Reporting	842	346	41.09	7	11	11	239	20	3	15	1	36	3		
Pct 7626 - Election Day Reporting	898	56	6.24	1	0	2	42	5	2	1	0	3	0		
Pct 7626 - VBM Reporting	898	183	20.38	4	4	5	136	3	5	13	1	12	0		
Pct 7627 - Election Day Reporting	944	48	5.08	2	0	1	34	2	1	1	1	6	0		
Pct 7627 - VBM Reporting	944	189	20.02	7	8	6	128	9	4	10	0	17	0		
Pct 7628 - Election Day Reporting	864	68	7.87	1	1	3	55	1	2	0	0	5	0		
Pct 7628 - VBM Reporting	864	141	16.32	1	1	4	112	1	7	2	2	11	0		
Pct 7629 - Election Day Reporting	711	33	4.64	0	0	0	28	1	2	0	0	2	0		
Pct 7629 - VBM Reporting	711	110	15.47	1	1	9	82	4	4	2	0	5	2		
Pct 7631 - Election Day Reporting	761	46	6.04	1	2	0	36	2	1	2	0	2	0		
Pct 7631 - VBM Reporting	761	156	20.50	6	0	4	118	3	3	8	0	13	1		
Pct 7632 - Election Day Reporting	646	33	5.11	0	0	0	28	2	3	0	0	0	0		
Pct 7632 - VBM Reporting	646	117	18.11	2	1	4	93	4	8	0	0	5	0		

**THE CITY AND COUNTY OF SAN FRANCISCO Statement of Vote  
PRIMARY ELECTION JUNE 2014**

NON-PARTISAN ATTORNEY GENERAL													
	Registration	Ballots Cast	Turnout (%)	ATTORNEY GENERAL PHIL WYMAN	DAVID KING	ORLY TAITZ	KAMALAD. HARRIS	JOHN HAGGERTY	JONATHAN JAECH	RONALD GOLD	WRITE-IN	Under Vote	Over Vote
Pct 7633 - Election Day Reporting	627	44	7.02	1	1	1	36	0	0	0	0	5	0
Pct 7633 - VBM Reporting	627	189	30.14	2	3	6	157	3	2	6	0	10	0
Pct 7634 - Election Day Reporting	854	56	6.56	1	2	1	41	1	1	0	0	9	0
Pct 7634 - VBM Reporting	854	209	24.47	5	5	8	150	5	6	13	0	12	5
Pct 7635 - Election Day Reporting	689	26	3.77	0	0	0	20	1	1	2	0	2	0
Pct 7635 - VBM Reporting	689	118	17.13	2	4	6	82	1	7	4	0	12	0
Pct 7636 - Election Day Reporting	858	56	6.53	0	0	2	41	0	4	0	2	7	0
Pct 7636 - VBM Reporting	858	126	14.69	1	2	6	94	2	5	5	0	11	0
Pct 7637 - Election Day Reporting	915	49	5.36	0	2	0	39	3	2	1	0	2	0
Pct 7637 - VBM Reporting	915	202	22.08	2	5	2	150	10	3	11	1	17	1
Pct 7638 - Election Day Reporting	879	45	5.12	1	0	0	33	4	1	2	0	4	0
Pct 7638 - VBM Reporting	879	248	28.21	4	8	8	167	18	8	17	0	17	1
Pct 7639 - Election Day Reporting	821	52	6.33	0	0	2	39	4	0	3	0	4	0
Pct 7639 - VBM Reporting	821	172	20.95	1	6	5	126	3	11	3	0	17	0
Pct 7641 - Election Day Reporting	847	62	7.32	3	3	2	49	1	0	0	0	4	0
Pct 7641 - VBM Reporting	847	211	24.91	8	3	14	147	4	6	12	0	17	0
Pct 7642 - Election Day Reporting	863	49	5.68	1	1	0	32	4	2	3	0	5	1
Pct 7642 - VBM Reporting	863	352	40.79	5	2	5	302	10	6	8	0	13	1
Pct 7643 - Election Day Reporting	777	44	5.66	0	0	4	33	1	2	2	0	2	0
Pct 7643 - VBM Reporting	777	206	26.51	2	1	10	160	9	2	11	0	9	2
Pct 7644 - Election Day Reporting	864	45	5.21	0	1	0	29	4	0	4	0	7	0
Pct 7644 - VBM Reporting	864	133	15.39	1	4	5	99	4	1	6	0	13	0
Pct 7645 - Election Day Reporting	577	34	5.89	0	0	0	24	4	1	1	0	4	0
Pct 7645 - VBM Reporting	577	163	28.25	2	3	5	114	13	2	8	0	16	0
Pct 7646 - Election Day Reporting	880	47	5.34	0	1	2	34	1	0	0	0	9	0
Pct 7646 - VBM Reporting	880	174	19.77	2	4	6	137	6	5	3	0	11	0
Pct 7647 - Election Day Reporting	835	40	4.79	2	1	3	31	0	1	1	0	0	1
Pct 7647 - VBM Reporting	835	89	10.66	1	1	3	71	4	2	4	0	3	0
Pct 7648 MB - Election Day Repo	85	1	1.18	0	0	0	1	0	0	0	0	0	0
Pct 7648 MB - VBM Reporting	85	20	23.53	0	0	0	17	1	0	0	0	2	0
Pct 7701 - Election Day Reporting	881	99	11.24	2	1	2	78	5	3	4	0	4	0
Pct 7701 - VBM Reporting	881	205	23.27	4	5	11	147	9	8	9	0	12	0
Pct 7702 - Election Day Reporting	678	69	10.18	3	1	4	49	3	0	2	0	7	0
Pct 7702 - VBM Reporting	678	196	28.91	3	7	1	139	5	3	22	0	16	0
Pct 7703 MB - Election Day Repo	146	1	0.68	0	0	0	1	0	0	0	0	0	0
Pct 7703 MB - VBM Reporting	146	38	26.03	2	1	1	27	1	1	0	0	4	1
Pct 7704 - Election Day Reporting	887	87	9.81	2	2	1	63	6	2	5	0	5	1
Pct 7704 - VBM Reporting	887	277	31.23	18	4	6	178	19	9	18	0	25	0
Pct 7705 - Election Day Reporting	509	70	13.75	1	1	2	49	3	2	4	0	8	0
Pct 7705 - VBM Reporting	509	144	28.29	8	2	7	94	10	4	10	0	9	0
Pct 7706 - Election Day Reporting	785	114	14.52	4	3	2	77	9	2	9	0	8	0
Pct 7706 - VBM Reporting	785	206	26.24	2	3	2	158	12	3	13	0	11	1
Pct 7707 - Election Day Reporting	779	111	14.25	1	0	0	89	5	5	6	0	5	0
Pct 7707 - VBM Reporting	779	225	29.40	7	1	7	168	18	5	11	0	12	0
Pct 7708 - Election Day Reporting	819	92	11.23	1	1	3	72	6	1	3	2	3	0
Pct 7708 - VBM Reporting	819	235	28.69	4	10	4	171	9	2	16	0	19	0
Pct 7709 - Election Day Reporting	325	48	14.77	1	1	0	40	1	1	1	0	3	0
Pct 7709 - VBM Reporting	325	90	27.69	2	3	1	70	2	1	2	1	8	0
Pct 7711 - Election Day Reporting	713	94	13.18	2	1	3	79	4	0	1	0	4	0
Pct 7711 - VBM Reporting	713	188	26.37	3	4	5	145	1	3	14	0	13	0
Pct 7712 - Election Day Reporting	490	66	13.47	2	0	1	53	0	2	1	0	7	0
Pct 7712 - VBM Reporting	490	120	24.49	0	2	5	99	4	1	5	0	4	0
Pct 7801 - Election Day Reporting	904	118	13.05	0	2	0	99	2	4	2	0	9	0
Pct 7801 - VBM Reporting	904	230	25.44	10	4	7	181	5	5	5	0	13	0
Pct 7802 - Election Day Reporting	713	100	14.03	0	0	3	86	3	0	0	0	8	0
Pct 7802 - VBM Reporting	713	174	24.40	4	0	1	151	8	1	3	0	6	0
Pct 7803 - Election Day Reporting	774	77	9.95	1	1	0	67	1	1	0	0	6	0

**THE CITY AND COUNTY OF SAN FRANCISCO Statement of Vote  
PRIMARY ELECTION JUNE 2014**

NON-PARTISAN ATTORNEY GENERAL															
	Registration	Balls Cast	Turnout (%)	ATTORNEY GENERAL PHIL WYMAN	DAVID KING	ORLY TAITZ	KAMALA D. HARRIS	JOHN HAGGERTY	JONATHAN JAECH	RONALD GOLD	WRITE-IN	Under Vote	Over Vote		
Pct 7803 - VBM Reporting	774	261	33.72	2	3	3	224	2	8	7	0	12	0		
Pct 7804 - Election Day Reporting	833	114	13.69	0	0	3	95	2	3	4	1	6	0		
Pct 7804 - VBM Reporting	833	220	26.41	1	0	2	183	5	6	4	3	16	0		
Pct 7805 - Election Day Reporting	803	94	11.71	0	0	1	87	1	2	0	0	3	0		
Pct 7805 - VBM Reporting	803	182	22.67	3	0	3	155	4	2	0	1	14	0		
Pct 7806 - Election Day Reporting	677	81	11.96	0	0	1	70	0	3	1	0	6	0		
Pct 7806 - VBM Reporting	677	128	18.61	1	0	2	114	0	2	2	0	5	0		
Pct 7807 - Election Day Reporting	672	103	15.33	1	0	1	94	1	0	0	0	6	0		
Pct 7807 - VBM Reporting	672	106	15.77	1	0	2	93	1	2	1	0	6	0		
Pct 7808 - Election Day Reporting	644	92	14.29	0	0	2	81	0	2	3	0	4	0		
Pct 7808 - VBM Reporting	644	125	19.41	2	1	4	107	2	3	1	0	5	0		
Pct 7809 - Election Day Reporting	809	104	12.86	0	1	1	86	0	6	0	2	8	0		
Pct 7809 - VBM Reporting	809	163	20.15	1	2	3	135	2	6	4	0	10	0		
Pct 7811 - Election Day Reporting	692	85	12.28	0	2	3	74	0	1	1	0	4	0		
Pct 7811 - VBM Reporting	692	128	18.21	1	0	0	115	1	1	0	1	7	0		
Pct 7812 - Election Day Reporting	798	106	13.28	2	3	2	82	3	2	4	0	8	0		
Pct 7812 - VBM Reporting	798	163	20.43	1	0	2	142	2	4	2	0	10	0		
Pct 7813 - Election Day Reporting	880	118	13.41	0	0	1	103	0	5	2	1	6	0		
Pct 7813 - VBM Reporting	880	195	22.16	5	0	8	163	3	4	2	0	10	0		
Pct 7814 - Election Day Reporting	792	73	9.22	0	0	3	59	1	0	2	1	7	0		
Pct 7814 - VBM Reporting	792	103	13.01	3	5	4	76	3	5	1	0	5	1		
Pct 7815 - Election Day Reporting	847	102	12.04	1	5	3	82	1	0	1	0	9	0		
Pct 7815 - VBM Reporting	847	226	26.68	0	2	5	207	0	4	4	0	4	0		
Pct 7816 - Election Day Reporting	832	95	11.42	1	0	2	86	1	0	1	0	4	0		
Pct 7816 - VBM Reporting	832	250	30.05	0	0	2	232	4	2	1	0	9	0		
Pct 7817 - Election Day Reporting	755	129	17.09	0	0	1	108	2	2	3	1	12	0		
Pct 7817 - VBM Reporting	755	176	23.31	0	0	3	156	1	8	1	0	7	0		
Pct 7818 - Election Day Reporting	809	106	13.35	0	1	1	92	0	3	1	0	10	0		
Pct 7818 - VBM Reporting	809	175	21.63	1	0	2	154	1	2	2	0	13	0		
Pct 7819 - Election Day Reporting	758	113	14.91	0	4	4	91	0	1	2	0	10	1		
Pct 7819 - VBM Reporting	758	154	20.32	1	0	2	130	4	4	3	0	8	2		
Pct 7821 - Election Day Reporting	891	124	13.92	0	1	4	109	2	3	0	0	5	0		
Pct 7821 - VBM Reporting	891	248	27.83	3	4	2	205	5	7	6	0	16	0		
Pct 7822 - Election Day Reporting	863	127	14.72	1	0	4	106	2	1	3	0	10	0		
Pct 7822 - VBM Reporting	863	159	18.42	0	2	3	140	4	1	2	0	7	0		
Pct 7823 - Election Day Reporting	816	122	14.95	0	0	0	112	1	2	0	0	7	0		
Pct 7823 - VBM Reporting	816	188	23.04	2	3	2	161	4	2	2	1	11	0		
Pct 7824 - Election Day Reporting	763	101	13.24	0	1	2	79	1	2	2	1	13	0		
Pct 7824 - VBM Reporting	763	166	21.76	1	3	2	139	3	6	4	0	8	0		
Pct 7825 - Election Day Reporting	535	76	14.21	2	0	2	62	1	3	0	0	6	0		
Pct 7825 - VBM Reporting	535	101	18.88	1	1	3	86	1	4	2	0	3	0		
Pct 7826 - Election Day Reporting	642	103	16.04	0	1	2	88	0	3	0	0	9	0		
Pct 7826 - VBM Reporting	642	98	15.26	0	1	2	88	1	1	1	0	4	0		
Pct 7827 - Election Day Reporting	837	108	12.90	2	3	4	88	0	2	1	0	8	0		
Pct 7827 - VBM Reporting	837	137	16.37	0	2	6	103	2	4	6	0	14	0		
Pct 7828 - Election Day Reporting	900	96	10.67	2	0	4	70	5	2	7	0	6	0		
Pct 7828 - VBM Reporting	900	235	26.11	4	2	4	198	6	4	7	1	9	0		
Pct 7829 - Election Day Reporting	810	115	14.20	2	4	1	95	2	2	0	0	9	0		
Pct 7829 - VBM Reporting	810	234	28.89	2	1	4	198	3	1	9	0	16	0		
Pct 7831 - Election Day Reporting	851	116	13.63	0	0	2	102	1	1	2	0	8	0		
Pct 7831 - VBM Reporting	851	194	22.80	2	1	1	174	1	2	6	0	7	0		
Pct 7832 - Election Day Reporting	759	94	12.38	0	0	0	84	0	2	0	0	8	0		
Pct 7832 - VBM Reporting	759	211	27.80	5	1	1	172	4	2	6	0	20	0		
Pct 7833 - Election Day Reporting	742	78	10.51	0	0	0	62	4	0	1	0	11	0		
Pct 7833 - VBM Reporting	742	148	19.95	3	1	0	123	1	4	0	0	16	0		
Pct 7834 - Election Day Reporting	823	105	12.76	0	1	4	85	2	0	2	0	10	1		
Pct 7834 - VBM Reporting	823	130	15.80	0	1	3	117	1	1	1	0	6	0		

THE CITY AND COUNTY OF SAN FRANCISCO Statement of Vote  
PRIMARY ELECTION JUNE 2014

NON-PARTISAN ATTORNEY GENERAL													
	Registration	Ballots Cast	Turnout (%)	PHIL WYMAN	DAVID KING	ORLY TAITZ	KAMALA D. HARRIS	JOHN HAGGERTY	JONATHAN JAECH	RONALD GOLD	WRITE-IN	Under Vote	Over Vote
Pct 7835 - Election Day Reporting	765	69	9.02	0	1	0	54	2	4	4	0	4	0
Pct 7835 - VBM Reporting	765	193	25.23	2	2	4	154	11	3	8	0	9	0
Pct 7836 - Election Day Reporting	880	106	12.05	1	0	3	90	3	3	2	1	4	0
Pct 7836 - VBM Reporting	880	230	26.14	5	3	1	187	5	9	2	0	18	0
Pct 7837 - Election Day Reporting	853	125	14.65	0	1	5	107	4	2	0	0	6	0
Pct 7837 - VBM Reporting	853	207	24.27	4	2	2	174	3	4	9	0	9	0
Pct 7838 - Election Day Reporting	846	109	12.88	0	0	4	91	1	3	3	0	7	0
Pct 7838 - VBM Reporting	846	239	28.13	0	1	1	207	6	3	4	0	16	0
Pct 7839 - Election Day Reporting	805	99	12.17	0	1	0	76	3	2	4	0	12	0
Pct 7839 - VBM Reporting	805	232	28.82	2	4	3	185	17	3	5	0	12	0
Pct 7841 - Election Day Reporting	874	124	14.19	2	1	1	107	0	2	0	0	11	0
Pct 7841 - VBM Reporting	874	175	20.02	4	2	3	142	4	2	3	3	11	1
Pct 7842 - Election Day Reporting	832	111	13.34	2	3	0	93	0	3	2	0	8	0
Pct 7842 - VBM Reporting	832	148	17.79	7	2	4	115	5	4	3	0	7	1
Pct 7843 - Election Day Reporting	740	96	12.97	1	1	1	82	0	2	2	0	7	0
Pct 7843 - VBM Reporting	740	131	17.70	1	3	2	106	1	5	7	0	6	0
Pct 7844 - Election Day Reporting	680	72	10.59	1	0	1	61	1	3	1	1	3	0
Pct 7844 - VBM Reporting	680	121	17.79	2	1	2	99	1	2	4	0	10	0
Pct 7845 - Election Day Reporting	839	102	12.16	3	1	1	89	1	0	1	0	6	0
Pct 7845 - VBM Reporting	839	176	20.98	1	0	1	154	2	1	4	0	13	0
Pct 7846 - Election Day Reporting	863	108	12.51	0	1	1	94	4	0	2	0	6	0
Pct 7846 - VBM Reporting	863	206	23.87	6	5	4	155	5	9	8	0	15	0
Pct 7847 - Election Day Reporting	845	107	12.66	1	0	4	91	3	1	3	0	4	0
Pct 7847 - VBM Reporting	845	199	23.55	4	2	4	160	4	4	4	0	17	0
Pct 7848 - Election Day Reporting	861	116	13.47	0	4	2	96	2	2	1	0	9	0
Pct 7848 - VBM Reporting	861	197	22.88	1	2	4	171	1	3	3	0	12	0
Pct 7849 - Election Day Reporting	885	128	14.46	3	1	2	111	2	1	2	1	5	0
Pct 7849 - VBM Reporting	885	166	18.76	0	0	1	146	0	7	5	0	7	0
Pct 7851 - Election Day Reporting	492	64	13.01	6	1	4	47	2	0	1	1	2	0
Pct 7851 - VBM Reporting	492	154	31.30	1	1	1	128	1	4	11	0	7	0
Pct 7852 - Election Day Reporting	604	87	14.40	0	3	0	68	5	3	9	1	4	0
Pct 7852 - VBM Reporting	604	193	31.95	3	4	5	158	5	2	7	1	8	0
Pct 7853 - Election Day Reporting	805	86	10.68	3	0	2	70	3	1	2	0	5	0
Pct 7853 - VBM Reporting	805	194	24.10	4	2	5	160	7	4	1	0	11	0
Pct 7854 - Election Day Reporting	845	101	11.95	0	0	2	84	3	0	2	0	9	1
Pct 7854 - VBM Reporting	845	184	21.78	1	6	2	149	3	4	5	1	13	0
Pct 7855 - Election Day Reporting	873	104	11.91	0	0	1	87	2	2	0	0	12	0
Pct 7855 - VBM Reporting	873	179	20.50	4	0	3	139	7	10	5	1	10	0
Pct 7856 - Election Day Reporting	766	101	13.19	0	0	0	91	0	3	0	1	6	0
Pct 7856 - VBM Reporting	766	147	19.19	0	3	2	124	4	2	5	0	7	0
Pct 7857 - Election Day Reporting	864	102	11.81	2	2	0	79	5	3	2	1	8	0
Pct 7857 - VBM Reporting	864	191	22.11	2	2	3	155	4	9	2	1	13	0
Pct 7858 - Election Day Reporting	691	89	12.88	1	3	2	72	3	0	2	1	5	0
Pct 7858 - VBM Reporting	691	106	15.34	1	2	4	94	0	1	2	0	2	0
Pct 7859 - Election Day Reporting	788	104	13.20	4	0	5	83	2	1	3	0	6	0
Pct 7859 - VBM Reporting	788	197	25.00	3	0	2	161	9	6	10	0	6	0
Pct 7861 - Election Day Reporting	821	95	11.57	2	1	2	75	1	2	3	2	7	0
Pct 7861 - VBM Reporting	821	178	21.68	3	1	7	143	6	1	5	1	11	0
Pct 7862 - Election Day Reporting	850	129	15.18	1	1	3	108	2	4	4	0	6	0
Pct 7862 - VBM Reporting	850	177	20.82	3	1	7	143	4	2	2	0	15	0
Pct 7863 - Election Day Reporting	841	127	15.10	1	0	2	104	4	2	2	0	12	0
Pct 7863 - VBM Reporting	841	146	17.36	2	0	7	111	1	5	6	0	14	0
Pct 7864 - Election Day Reporting	752	85	11.30	0	1	1	66	2	3	1	0	11	0
Pct 7864 - VBM Reporting	752	130	17.29	2	1	3	104	4	1	6	0	9	0
Pct 7865 - Election Day Reporting	788	101	12.82	0	0	2	86	2	4	0	0	7	0
Pct 7865 - VBM Reporting	788	173	21.95	7	0	6	132	7	7	3	0	11	0
Pct 7866 - Election Day Reporting	765	106	13.86	2	2	1	83	10	2	2	0	4	0

THE CITY AND COUNTY OF SAN FRANCISCO Statement of Vote  
PRIMARY ELECTION JUNE 2014

NON-PARTISAN ATTORNEY GENERAL													
	Registration	Ballots Cast	Turnout (%)	ATTORNEY GENERAL PHIL WYMAN	DAVID KING	ORLY TAITZ	KAMALA D. HARRIS	JOHN HAGGERTY	JONATHAN JAECH	RONALD GOLD	WRITE-IN	Under Vote	Over Vote
Pct 7866 - VBM Reporting	765	243	31.76	6	8	2	182	15	4	10	0	16	0
Pct 7867 - Election Day Reporting	865	123	14.22	0	2	3	102	5	3	1	0	7	0
Pct 7867 - VBM Reporting	865	237	27.40	3	1	3	199	8	1	10	3	11	0
Pct 7868 - Election Day Reporting	799	81	10.14	1	3	4	59	4	2	1	0	7	0
Pct 7868 - VBM Reporting	799	238	29.79	8	3	2	195	8	3	6	0	13	0
Pct 7869 - Election Day Reporting	813	110	13.53	3	0	1	95	0	1	1	0	8	1
Pct 7869 - VBM Reporting	813	233	28.66	9	2	2	197	5	2	8	0	8	0
Pct 7871 - Election Day Reporting	827	130	15.72	2	2	3	109	2	2	1	0	9	0
Pct 7871 - VBM Reporting	827	210	25.39	1	1	4	181	5	2	7	2	7	0
Pct 7872 - Election Day Reporting	851	140	16.45	2	1	4	114	3	1	2	0	13	0
Pct 7872 - VBM Reporting	851	180	21.15	3	2	7	137	7	4	3	0	17	0
Pct 7873 - Election Day Reporting	839	126	15.02	1	0	0	106	3	6	2	0	8	0
Pct 7873 - VBM Reporting	839	205	24.43	2	5	3	174	1	2	4	0	14	0
Pct 7874 - Election Day Reporting	441	51	11.56	1	0	1	40	1	1	1	1	4	0
Pct 7874 - VBM Reporting	441	106	24.04	0	4	9	84	2	0	0	0	7	0
Pct 7875 - Election Day Reporting	550	58	10.55	2	0	1	42	2	2	4	0	5	0
Pct 7875 - VBM Reporting	550	127	23.09	3	4	2	103	3	1	4	1	6	0
Pct 7901 - Election Day Reporting	939	67	7.14	0	1	1	50	1	1	0	1	11	1
Pct 7901 - VBM Reporting	939	163	17.36	2	1	7	129	5	6	5	1	5	2
Pct 7902 - Election Day Reporting	805	75	9.32	0	3	1	60	0	2	2	0	6	1
Pct 7902 - VBM Reporting	805	106	13.17	3	1	4	88	3	2	2	0	2	1
Pct 7903 - Election Day Reporting	808	77	9.53	1	3	2	58	1	0	0	0	12	0
Pct 7903 - VBM Reporting	808	127	15.72	2	2	9	97	0	1	7	0	8	1
Pct 7904 - Election Day Reporting	794	53	6.68	0	0	0	38	1	0	6	0	7	1
Pct 7904 - VBM Reporting	794	131	16.50	2	2	2	102	5	3	5	1	9	0
Pct 7905 - Election Day Reporting	785	87	11.08	0	1	2	71	1	3	0	1	8	0
Pct 7905 - VBM Reporting	785	147	18.73	0	5	4	119	1	7	0	0	11	0
Pct 7906 - Election Day Reporting	712	77	10.81	0	0	2	65	1	2	0	0	7	0
Pct 7906 - VBM Reporting	712	100	14.04	0	2	1	81	0	6	1	0	9	0
Pct 7907 - Election Day Reporting	883	85	9.63	1	3	3	69	1	1	0	0	7	0
Pct 7907 - VBM Reporting	883	139	15.74	2	3	3	115	3	4	4	0	5	0
Pct 7908 - Election Day Reporting	921	131	14.22	0	1	8	95	3	5	3	0	15	1
Pct 7908 - VBM Reporting	921	191	20.74	2	3	8	133	17	4	5	0	16	3
Pct 7909 - Election Day Reporting	696	69	9.91	0	1	3	54	0	1	1	0	9	0
Pct 7909 - VBM Reporting	696	103	14.80	3	0	4	85	0	1	0	0	10	0
Pct 7911 - Election Day Reporting	832	97	11.66	0	1	4	86	0	1	2	1	2	0
Pct 7911 - VBM Reporting	832	120	14.42	4	2	3	100	0	3	1	2	5	0
Pct 7912 - Election Day Reporting	831	98	11.79	0	2	2	84	0	3	2	0	5	0
Pct 7912 - VBM Reporting	831	153	18.41	1	0	3	120	2	8	6	0	12	1
Pct 7913 - Election Day Reporting	797	98	12.30	0	0	1	86	1	2	1	1	6	0
Pct 7913 - VBM Reporting	797	113	14.18	2	0	7	80	2	6	9	1	5	1
Pct 7914 - Election Day Reporting	793	98	12.36	0	1	2	82	1	1	2	0	9	0
Pct 7914 - VBM Reporting	793	146	18.41	4	1	3	126	2	3	1	2	4	0
Pct 7915 - Election Day Reporting	738	91	12.33	0	0	0	77	1	2	2	0	9	0
Pct 7915 - VBM Reporting	738	96	13.01	0	0	1	84	2	0	4	0	5	0
Pct 7916 - Election Day Reporting	810	126	15.56	0	2	2	105	2	6	1	0	8	0
Pct 7916 - VBM Reporting	810	124	15.31	0	1	1	110	1	4	6	0	2	0
Pct 7917 - Election Day Reporting	905	126	14.14	1	1	5	91	5	2	3	1	19	0
Pct 7917 - VBM Reporting	905	139	15.36	0	2	5	110	2	2	9	0	9	0
Pct 7918 - Election Day Reporting	728	100	13.74	0	0	1	77	1	1	0	3	16	0
Pct 7918 - VBM Reporting	728	100	13.74	0	0	1	85	0	2	2	0	10	0
Pct 7919 - Election Day Reporting	792	104	13.13	0	0	3	86	1	1	1	0	12	0
Pct 7919 - VBM Reporting	792	110	13.89	4	0	1	92	2	1	2	0	8	0
Pct 7921 - Election Day Reporting	793	88	11.10	0	1	1	64	3	0	4	0	15	0
Pct 7921 - VBM Reporting	793	108	13.62	1	2	1	92	2	4	5	0	1	0
Pct 7922 - Election Day Reporting	796	101	12.69	0	0	2	78	5	2	0	0	14	0
Pct 7922 - VBM Reporting	796	125	15.70	6	1	2	94	2	5	2	0	13	0



**THE CITY AND COUNTY OF SAN FRANCISCO Statement of Vote  
PRIMARY ELECTION JUNE 2014**

NON-PARTISAN ATTORNEY GENERAL														
	Registration	Ballots Cast	Turnout (%)	ATTORNEY GENERAL PHIL WYMAN	DAVID KING	ORLY TAITZ	KAMALA D. HARRIS	JOHN HAGGERTY	JONATHAN JAECH	RONALD GOLD	WRITE-IN	Under Vote	Over Vote	
Pct 7923 - Election Day Reporting	784	118	15.05	1	3	6	97	1	3	0	1	6	0	
Pct 7923 - VBM Reporting	784	135	17.22	0	4	2	112	7	1	2	0	7	0	
Pct 7924 - Election Day Reporting	769	96	12.48	1	1	3	72	3	0	4	0	12	0	
Pct 7924 - VBM Reporting	769	134	17.43	2	6	4	95	7	7	5	0	8	0	
Pct 7925 - Election Day Reporting	520	65	12.50	1	2	1	55	0	1	1	0	4	0	
Pct 7925 - VBM Reporting	520	80	15.38	0	3	3	63	0	2	1	1	6	1	
Pct 7926 - Election Day Reporting	772	117	15.16	0	0	1	104	0	0	0	0	12	0	
Pct 7926 - VBM Reporting	772	163	21.11	0	1	1	142	6	1	3	1	8	0	
Pct 7927 - Election Day Reporting	696	115	16.52	1	1	3	96	1	1	1	0	11	0	
Pct 7927 - VBM Reporting	696	143	20.55	3	2	1	129	2	0	1	2	3	0	
Pct 7928 - Election Day Reporting	848	135	15.92	1	0	0	120	2	3	1	0	8	0	
Pct 7928 - VBM Reporting	848	165	19.46	1	0	1	143	2	6	1	1	10	0	
Pct 7929 - Election Day Reporting	797	122	15.31	0	1	2	100	2	4	5	0	8	0	
Pct 7929 - VBM Reporting	797	208	26.10	0	6	5	176	0	3	3	1	14	0	
Pct 7931 - Election Day Reporting	703	109	15.50	0	1	8	89	2	2	1	0	6	0	
Pct 7931 - VBM Reporting	703	203	28.88	5	0	1	171	3	5	5	0	13	0	
Pct 7932 - Election Day Reporting	504	65	12.90	3	0	2	51	4	0	2	0	3	0	
Pct 7932 - VBM Reporting	504	109	21.63	1	2	4	89	2	0	2	1	8	0	
Pct 7933 MB - Election Day Repo	9	0	0.00	0	0	0	0	0	0	0	0	0	0	
Pct 7933 MB - VBM Reporting	9	3	33.33	0	1	0	2	0	0	0	0	0	0	
Pct 7934 - Election Day Reporting	777	106	13.90	0	0	2	83	1	5	2	0	14	1	
Pct 7934 - VBM Reporting	777	177	22.78	1	0	10	145	2	4	5	0	10	0	
Pct 7935 - Election Day Reporting	885	162	18.31	2	0	4	137	2	5	2	0	10	0	
Pct 7935 - VBM Reporting	885	248	28.02	0	0	6	206	8	4	3	0	21	0	
Pct 7936 - Election Day Reporting	798	140	17.54	4	2	3	115	1	3	2	0	10	0	
Pct 7936 - VBM Reporting	798	176	22.06	1	5	3	146	3	2	7	0	8	1	
Pct 7937 - Election Day Reporting	808	110	13.61	1	0	3	88	3	5	2	0	8	0	
Pct 7937 - VBM Reporting	808	179	22.15	2	3	3	146	3	2	4	0	16	0	
Pct 7938 - Election Day Reporting	704	95	13.49	1	2	2	72	1	5	1	0	10	1	
Pct 7938 - VBM Reporting	704	115	16.34	0	0	1	104	2	3	0	1	3	1	
Pct 7939 - Election Day Reporting	670	100	14.93	3	1	0	80	4	3	1	0	8	0	
Pct 7939 - VBM Reporting	670	146	21.93	0	1	3	125	2	3	3	0	11	0	
Pct 7941 - Election Day Reporting	733	83	11.32	0	0	0	72	1	5	1	1	3	0	
Pct 7941 - VBM Reporting	733	139	18.96	2	0	2	123	2	3	4	1	2	0	
Pct 7942 - Election Day Reporting	798	80	10.03	0	2	0	61	5	0	0	0	12	0	
Pct 7942 - VBM Reporting	798	171	21.43	0	1	2	135	7	5	3	0	18	0	
Pct 7943 - Election Day Reporting	801	96	12.23	4	0	3	77	5	2	2	0	5	0	
Pct 7943 - VBM Reporting	801	179	22.35	6	1	7	138	9	2	5	0	11	0	
Pct 7944 - Election Day Reporting	748	112	14.97	0	2	1	96	1	1	4	0	7	0	
Pct 7944 - VBM Reporting	748	147	19.65	1	2	1	120	4	5	8	0	6	0	
Pct 7945 - Election Day Reporting	790	37	4.68	0	1	1	33	2	0	0	0	0	0	
Pct 7945 - VBM Reporting	790	164	20.76	3	0	4	133	6	5	6	0	7	0	
Pct 7946 - Election Day Reporting	854	65	7.61	0	0	2	54	3	1	2	0	3	0	
Pct 7946 - VBM Reporting	854	223	26.11	3	4	8	162	7	2	21	0	16	0	
Pct 7947 - Election Day Reporting	814	46	5.90	3	1	2	33	1	3	4	0	1	0	
Pct 7947 - VBM Reporting	814	182	22.36	1	4	3	137	8	2	5	0	22	0	
Pct 7948 - Election Day Reporting	819	71	8.67	0	1	4	52	2	2	2	0	8	0	
Pct 7948 - VBM Reporting	819	184	22.47	3	8	8	124	4	5	19	1	12	0	
Pct 7949 - Election Day Reporting	496	36	7.26	0	3	0	28	0	0	2	0	3	0	
Pct 7949 - VBM Reporting	496	133	26.81	7	0	9	84	10	3	6	0	14	0	
Pct 7951 - Election Day Reporting	705	55	8.37	0	1	2	41	4	1	6	0	4	0	
Pct 7951 - VBM Reporting	705	200	28.37	8	6	11	133	14	2	15	0	11	0	
Pct 7952 - Election Day Reporting	687	46	6.70	1	3	2	30	3	2	1	0	4	0	
Pct 7952 - VBM Reporting	687	171	24.89	6	8	6	122	3	2	4	0	19	1	
Pct 7953 - Election Day Reporting	742	67	9.03	0	1	3	54	2	2	2	1	2	0	
Pct 7953 - VBM Reporting	742	195	26.28	1	0	7	139	12	3	12	0	20	1	
Pct 7954 MB - Election Day Repo	0	0	0.00	0	0	0	0	0	0	0	0	0	0	

**THE CITY AND COUNTY OF SAN FRANCISCO Statement of Vote  
PRIMARY ELECTION JUNE 2014**

NON-PARTISAN ATTORNEY GENERAL													
	Registration	Ballots Cast	Turnout (%)	ATTORNEY GENERAL PHIL WYMAN	DAVID KING	ORLY TAITZ	KAMALA D. HARRIS	JOHN HAGGERTY	JONATHAN JAECH	RONALD GOLD	WRITE-IN	Under Vote	Over Vote
Pct 7954 - MB - VBM Reporting	0	0	0.00	0	0	0	0	0	0	0	0	0	0
Pct 7955 - Election Day Reporting	768	56	7.29	2	1	2	40	7	0	2	0	2	0
Pct 7955 - VBM Reporting	768	177	23.05	5	3	1	121	12	0	17	1	14	0
Pct 7956 - Election Day Reporting	628	37	5.89	0	2	0	23	4	0	3	1	4	0
Pct 7956 - VBM Reporting	628	164	26.11	3	4	7	123	8	2	8	0	9	0
Pct 7957 - Election Day Reporting	570	46	8.07	0	0	1	39	2	0	1	0	3	0
Pct 7957 - VBM Reporting	570	122	21.40	2	3	5	94	7	1	6	0	4	0
Pct 7958 MB - Election Day Repo	250	2	0.80	0	0	0	2	0	0	0	0	0	0
Pct 7958 MB - VBM Reporting	250	87	34.80	3	9	4	62	5	1	0	0	2	0
Pct 9001 MB - Election Day Repo	234	1	0.43	0	0	0	1	0	0	0	0	0	0
Pct 9001 MB - VBM Reporting	234	57	24.36	1	3	2	43	1	2	1	0	4	0
Pct 9101 - Election Day Reporting	820	76	9.51	2	3	2	57	1	7	1	0	5	0
Pct 9101 - VBM Reporting	820	186	22.68	3	6	8	125	12	6	12	0	13	1
Pct 9102 - Election Day Reporting	834	74	8.87	5	2	5	47	1	0	5	0	9	0
Pct 9102 - VBM Reporting	834	165	19.78	2	5	8	111	9	7	12	1	9	1
Pct 9103 - Election Day Reporting	824	81	9.83	3	3	1	58	3	1	9	0	3	0
Pct 9103 - VBM Reporting	824	156	18.93	4	5	4	115	9	4	9	0	5	1
Pct 9104 - Election Day Reporting	852	62	7.28	1	0	0	48	3	1	2	0	7	0
Pct 9104 - VBM Reporting	852	159	18.54	2	5	9	115	7	5	9	0	6	0
Pct 9105 - Election Day Reporting	874	76	8.92	2	2	0	63	1	0	2	0	8	0
Pct 9105 - VBM Reporting	874	171	19.57	5	9	5	125	9	4	6	1	7	0
Pct 9106 - Election Day Reporting	831	79	9.51	1	2	1	55	4	5	2	1	8	0
Pct 9106 - VBM Reporting	831	146	17.57	4	5	8	101	7	3	7	0	11	0
Pct 9107 - Election Day Reporting	747	82	10.98	0	4	5	57	3	1	3	0	8	1
Pct 9107 - VBM Reporting	747	120	16.06	3	5	5	73	4	2	17	0	11	0
Pct 9108 - Election Day Reporting	705	62	8.79	4	1	3	42	4	1	1	0	5	1
Pct 9108 - VBM Reporting	705	103	14.61	3	3	1	76	4	4	2	0	10	0
Pct 9109 - Election Day Reporting	748	76	10.43	2	4	2	58	5	1	4	0	2	0
Pct 9109 - VBM Reporting	748	135	18.05	4	1	3	102	4	5	5	0	11	0
Pct 9111 - Election Day Reporting	694	53	7.64	1	2	1	29	5	6	3	0	6	0
Pct 9111 - VBM Reporting	694	105	15.13	3	2	3	72	4	1	8	0	12	0
Pct 9112 - Election Day Reporting	848	72	8.49	1	1	1	56	2	4	4	0	3	0
Pct 9112 - VBM Reporting	848	149	17.57	3	5	2	119	4	1	7	0	7	1
Pct 9113 - Election Day Reporting	924	94	10.17	0	4	4	64	5	4	4	2	7	0
Pct 9113 - VBM Reporting	924	186	20.13	7	7	0	147	4	3	6	0	12	0
Pct 9114 - Election Day Reporting	777	60	7.72	0	2	4	43	2	2	3	0	4	0
Pct 9114 - VBM Reporting	777	149	19.05	4	6	1	109	9	4	4	0	11	0
Pct 9115 - Election Day Reporting	819	67	8.18	3	1	3	46	3	0	2	0	9	0
Pct 9115 - VBM Reporting	819	126	15.38	3	3	5	86	7	5	8	0	9	0
Pct 9116 - Election Day Reporting	838	66	8.11	2	1	1	43	4	3	4	0	10	0
Pct 9116 - VBM Reporting	838	135	16.11	3	7	7	103	3	4	5	0	3	0
Pct 9117 - Election Day Reporting	684	77	11.26	3	1	0	62	2	0	3	2	4	0
Pct 9117 - VBM Reporting	684	177	25.88	4	4	2	145	1	2	11	0	8	0
Pct 9118 - Election Day Reporting	836	69	8.25	1	4	2	49	3	1	4	1	4	0
Pct 9118 - VBM Reporting	836	147	17.58	8	3	12	101	4	2	10	0	7	0
Pct 9119 - Election Day Reporting	794	57	7.18	0	1	2	44	4	3	0	0	3	0
Pct 9119 - VBM Reporting	794	179	22.54	6	8	9	118	7	1	14	1	15	0
Pct 9121 - Election Day Reporting	797	63	7.90	1	4	1	47	5	0	1	0	4	0
Pct 9121 - VBM Reporting	797	146	18.32	5	8	5	98	5	1	9	2	13	0
Pct 9122 - Election Day Reporting	811	48	5.92	1	1	0	38	2	1	2	0	2	1
Pct 9122 - VBM Reporting	811	175	21.58	8	5	9	119	10	2	12	0	10	0
Pct 9123 - Election Day Reporting	766	68	8.88	4	2	5	44	4	0	5	0	4	0
Pct 9123 - VBM Reporting	766	138	18.02	3	11	6	89	6	3	13	1	5	1
Pct 9124 - Election Day Reporting	803	65	8.09	4	0	3	44	2	4	1	0	7	0
Pct 9124 - VBM Reporting	803	144	17.93	4	5	9	95	4	5	6	1	13	0
Pct 9125 - Election Day Reporting	783	60	7.66	0	2	0	53	1	0	1	0	3	0
Pct 9125 - VBM Reporting	783	159	20.31	7	12	8	99	5	3	8	0	17	0

THE CITY AND COUNTY OF SAN FRANCISCO Statement of Vote  
PRIMARY ELECTION JUNE 2014

NON-PARTISAN ATTORNEY GENERAL													
	Registration	Ballots cast	Turnout(%)	ATTORNEY GENERAL PHIL WYMAN	DAVID KING	ORLY TAITZ	KAMALA D. HARRIS	JOHN HAGGERTY	JONATHAN JAECH	RONALD GOLD	WRITE-IN	Under Vote	Over Vote
Pct 9126 - Election Day Reporting	833	68	8.28	2	1	3	52	3	2	3	0	3	0
Pct 9126 - VBM Reporting	833	194	23.29	9	6	5	117	9	4	9	1	34	0
Pct 9127 - Election Day Reporting	884	85	9.62	3	0	1	63	6	3	4	0	5	0
Pct 9127 - VBM Reporting	884	175	19.80	6	3	7	134	7	5	3	0	10	0
Pct 9128 - Election Day Reporting	761	65	8.54	3	0	2	49	3	2	4	0	2	0
Pct 9128 - VBM Reporting	761	168	22.08	10	11	3	106	11	1	14	0	12	0
Pct 9129 - Election Day Reporting	643	71	11.04	1	3	0	54	5	4	2	0	2	0
Pct 9129 - VBM Reporting	643	110	17.11	1	1	5	71	7	3	8	0	14	0
Pct 9131 - Election Day Reporting	658	63	9.88	0	2	1	50	3	3	2	0	3	1
Pct 9131 - VBM Reporting	658	140	21.28	2	8	7	101	3	6	4	0	9	0
Pct 9132 - Election Day Reporting	804	79	9.83	0	3	4	53	5	2	1	0	10	1
Pct 9132 - VBM Reporting	804	102	12.69	1	3	2	71	5	5	5	0	10	0
Pct 9133 - Election Day Reporting	910	83	9.12	1	2	4	68	3	0	0	0	5	0
Pct 9133 - VBM Reporting	910	221	24.29	4	5	2	168	5	8	9	3	16	1
Pct 9134 - Election Day Reporting	720	45	6.25	0	2	0	32	3	1	0	0	7	0
Pct 9134 - VBM Reporting	720	139	19.31	3	4	5	96	5	8	5	0	13	0
Pct 9135 - Election Day Reporting	732	75	10.25	5	2	3	48	7	1	2	0	7	0
Pct 9135 - VBM Reporting	732	146	19.95	6	2	1	94	11	5	16	1	10	0
Pct 9136 - Election Day Reporting	813	60	7.38	2	2	2	43	3	0	3	0	5	0
Pct 9136 - VBM Reporting	813	134	16.48	2	3	7	105	0	1	9	0	7	0
Pct 9137 - Election Day Reporting	845	77	9.11	5	1	3	60	5	0	1	0	2	0
Pct 9137 - VBM Reporting	845	183	21.66	3	6	3	136	7	4	16	0	8	0
Pct 9138 - Election Day Reporting	803	61	7.60	1	2	0	47	3	2	2	0	4	0
Pct 9138 - VBM Reporting	803	179	22.29	2	4	7	135	5	2	15	1	7	1
Pct 9139 - Election Day Reporting	876	73	8.33	6	3	3	40	4	2	9	0	6	0
Pct 9139 - VBM Reporting	876	239	27.28	8	9	17	154	8	3	23	0	17	0
Pct 9141 - Election Day Reporting	849	64	7.54	1	1	1	46	8	2	2	0	3	0
Pct 9141 - VBM Reporting	849	171	20.14	4	5	3	124	5	1	14	0	15	0
Pct 9142 - Election Day Reporting	838	54	6.44	1	0	2	44	2	0	3	1	1	0
Pct 9142 - VBM Reporting	838	144	17.18	4	9	2	103	7	3	6	1	9	0
Pct 9143 - Election Day Reporting	831	80	9.63	0	1	5	61	1	0	6	1	5	0
Pct 9143 - VBM Reporting	831	170	20.46	2	5	5	122	4	0	10	1	21	0
Pct 9144 - Election Day Reporting	844	98	11.61	1	1	1	68	5	2	8	1	11	0
Pct 9144 - VBM Reporting	844	157	18.60	3	6	2	114	8	2	10	0	12	0
Pct 9145 - Election Day Reporting	793	88	11.10	0	2	2	68	4	2	6	0	4	0
Pct 9145 - VBM Reporting	793	142	17.91	0	2	5	103	4	6	11	0	11	0
Pct 9146 - Election Day Reporting	824	66	8.01	1	2	2	53	2	1	2	0	3	0
Pct 9146 - VBM Reporting	824	141	17.11	5	3	3	100	6	2	7	0	15	0
Pct 9147 - Election Day Reporting	881	89	10.10	4	3	5	65	1	3	2	0	6	0
Pct 9147 - VBM Reporting	881	136	15.32	3	4	4	100	3	2	7	1	11	0
Pct 9148 - Election Day Reporting	862	81	9.40	2	0	5	63	2	3	2	1	3	0
Pct 9148 - VBM Reporting	862	136	15.78	4	1	5	101	2	3	6	0	14	0
Pct 9149 - Election Day Reporting	856	85	9.93	3	2	2	64	2	2	1	0	9	0
Pct 9149 - VBM Reporting	856	145	16.94	3	3	2	106	4	5	10	0	11	1
Pct 9151 - Election Day Reporting	700	58	8.29	1	3	1	39	0	4	1	0	9	0
Pct 9151 - VBM Reporting	700	171	24.43	4	6	8	129	3	2	6	1	12	0
Pct 9152 - Election Day Reporting	680	13	1.91	0	0	2	7	0	1	0	0	3	0
Pct 9152 - VBM Reporting	680	84	12.35	0	2	8	50	3	5	9	0	7	0
Pct 9201 - Election Day Reporting	773	52	6.73	2	1	2	40	3	2	1	0	1	0
Pct 9201 - VBM Reporting	773	94	12.16	2	0	4	66	2	4	6	0	10	0
Pct 9202 - Election Day Reporting	816	47	5.76	1	1	3	36	0	2	1	0	3	0
Pct 9202 - VBM Reporting	816	98	12.01	6	3	2	78	3	2	1	0	3	0
Pct 9203 - Election Day Reporting	834	62	7.43	5	0	0	35	8	3	1	0	10	0
Pct 9203 - VBM Reporting	834	151	18.11	8	14	7	82	13	3	9	0	15	0
Pct 9204 - Election Day Reporting	750	68	9.07	6	2	1	42	7	1	1	1	7	0
Pct 9204 - VBM Reporting	750	147	19.60	8	9	4	81	18	1	13	0	12	1
Pct 9205 - Election Day Reporting	651	33	5.07	2	1	4	22	0	0	2	0	2	0

**THE CITY AND COUNTY OF SAN FRANCISCO Statement of Vote  
PRIMARY ELECTION JUNE 2014**

NON-PARTISAN ATTORNEY GENERAL														
	Registration	Ballots Cast	Turnout (%)	ATTORNEY GENERAL PHIL WYMAN	DAVID KING	ORLYTAITZ	KAMALA D. HARRIS	JOHN HAGGERTY	JONATHAN JAECH	RONALD GOLD	WRITE-IN	Under Vote	Over Vote	
Pct 9205 - VBM Reporting	651	134	20.58	5	3	2	100	6	7	1	0	10	0	
Pct 9206 - Election Day Reporting	844	55	6.52	1	0	2	35	6	4	2	0	5	0	
Pct 9206 - VBM Reporting	844	184	21.80	11	9	2	108	22	6	16	0	10	0	
Pct 9207 - Election Day Reporting	832	73	8.77	3	1	1	52	8	1	2	0	4	1	
Pct 9207 - VBM Reporting	832	110	13.22	2	6	1	65	8	10	8	0	10	0	
Pct 9208 - Election Day Reporting	813	53	6.52	3	1	2	37	5	0	2	0	3	0	
Pct 9208 - VBM Reporting	813	120	14.76	5	8	5	71	7	3	13	0	8	0	
Pct 9209 - Election Day Reporting	630	41	6.51	2	0	1	22	3	3	4	0	6	0	
Pct 9209 - VBM Reporting	630	120	19.05	8	7	0	77	7	3	12	1	5	0	
Pct 9211 - Election Day Reporting	746	51	6.84	3	1	0	34	3	1	3	0	6	0	
Pct 9211 - VBM Reporting	746	108	14.61	7	4	0	67	11	3	5	1	11	0	
Pct 9212 - Election Day Reporting	691	38	5.54	0	0	2	30	3	0	1	0	3	0	
Pct 9212 - VBM Reporting	691	97	14.04	2	1	2	62	7	6	8	0	8	1	
Pct 9213 - Election Day Reporting	812	65	8.00	1	4	0	36	4	5	6	0	9	0	
Pct 9213 - VBM Reporting	812	134	16.50	4	7	4	81	10	5	4	0	19	0	
Pct 9214 - Election Day Reporting	544	43	7.90	1	1	2	27	3	1	5	0	3	0	
Pct 9214 - VBM Reporting	544	119	21.88	6	4	1	63	14	7	10	0	14	0	
Pct 9215 - Election Day Reporting	571	49	8.58	2	2	2	28	4	3	6	0	2	0	
Pct 9215 - VBM Reporting	571	101	17.69	2	3	2	60	10	1	12	0	11	0	
Pct 9216 - Election Day Reporting	692	58	8.38	2	2	0	38	6	2	1	1	6	0	
Pct 9216 - VBM Reporting	692	90	13.01	2	4	0	55	8	3	12	0	6	0	
Pct 9217 - Election Day Reporting	622	50	8.04	4	1	2	34	3	3	2	0	1	0	
Pct 9217 - VBM Reporting	622	113	18.17	1	8	0	69	8	2	13	0	12	0	
Pct 9218 - Election Day Reporting	685	42	6.13	0	0	1	36	2	0	2	0	1	0	
Pct 9218 - VBM Reporting	685	95	13.87	5	0	1	59	6	3	9	0	12	0	
Pct 9219 - Election Day Reporting	687	44	6.40	1	0	1	31	4	0	1	0	6	0	
Pct 9219 - VBM Reporting	687	108	15.87	5	2	3	77	8	2	4	0	8	0	
Pct 9221 - Election Day Reporting	608	68	11.18	5	0	0	42	6	0	4	0	11	0	
Pct 9221 - VBM Reporting	608	168	27.63	14	9	5	95	15	1	18	0	11	0	
Pct 9222 - Election Day Reporting	763	70	9.17	6	4	1	42	9	1	5	0	2	0	
Pct 9222 - VBM Reporting	763	169	22.15	12	1	2	103	13	8	11	0	19	0	
Pct 9223 - Election Day Reporting	550	41	7.45	1	2	0	29	4	4	1	0	0	0	
Pct 9223 - VBM Reporting	550	103	18.73	1	7	4	72	3	2	5	0	9	0	
Pct 9224 - Election Day Reporting	868	62	7.14	2	3	3	40	3	3	3	0	5	0	
Pct 9224 - VBM Reporting	868	210	24.19	13	11	2	141	9	5	14	0	14	1	
Pct 9225 - Election Day Reporting	772	59	7.64	1	2	2	35	5	5	3	0	6	0	
Pct 9225 - VBM Reporting	772	121	15.67	2	9	3	81	7	1	9	0	9	0	
Pct 9226 - Election Day Reporting	817	64	7.83	4	2	0	39	10	0	2	0	7	0	
Pct 9226 - VBM Reporting	817	152	18.60	7	7	2	93	6	10	8	0	19	0	
Pct 9227 - Election Day Reporting	692	59	8.53	4	1	0	41	4	3	1	0	5	0	
Pct 9227 - VBM Reporting	692	204	29.48	9	11	3	121	16	9	13	0	22	0	
Pct 9228 - Election Day Reporting	665	74	11.13	1	1	3	50	6	2	6	0	5	0	
Pct 9228 - VBM Reporting	665	174	26.17	7	6	3	109	12	3	14	1	19	0	
Pct 9229 - Election Day Reporting	532	53	9.96	2	2	1	35	1	1	4	0	7	0	
Pct 9229 - VBM Reporting	532	123	23.12	3	2	2	87	8	3	7	1	9	1	
Pct 9231 - Election Day Reporting	915	107	11.69	5	3	0	85	3	1	2	1	7	0	
Pct 9231 - VBM Reporting	915	176	19.23	4	3	5	134	1	8	6	1	14	0	
Pct 9232 - Election Day Reporting	675	66	9.78	2	0	1	51	1	1	6	0	4	0	
Pct 9232 - VBM Reporting	675	142	21.04	6	3	5	94	11	5	8	0	10	0	
Pct 9233 - Election Day Reporting	692	47	6.79	2	0	0	35	3	1	1	0	5	0	
Pct 9233 - VBM Reporting	692	182	26.30	9	9	0	118	17	3	12	0	14	0	
Pct 9234 - Election Day Reporting	648	63	9.72	3	0	1	53	1	0	1	0	4	0	
Pct 9234 - VBM Reporting	648	172	26.54	10	5	3	124	7	1	6	0	15	1	
Pct 9235 - Election Day Reporting	839	83	9.89	2	1	4	60	4	1	4	0	7	0	
Pct 9235 - VBM Reporting	839	167	19.90	6	12	3	108	11	4	15	1	6	1	
Pct 9236 - Election Day Reporting	636	53	8.33	1	0	1	39	3	4	3	0	2	0	
Pct 9236 - VBM Reporting	636	126	19.81	4	5	0	86	7	1	8	0	14	1	

**THE CITY AND COUNTY OF SAN FRANCISCO Statement of Vote  
PRIMARY ELECTION JUNE 2014**

NON-PARTISAN ATTORNEY GENERAL														
	Registration	Ballots Cast	Turnout(%)	ATTORNEY GENERAL	PHIL WYMAN	DAVID KING	ORLY TAITZ	KAMALA D. HARRIS	JOHN HAGGERTY	JONATHAN JAECH	RONALD GOLD	WRITE-IN	Under Vote	Over Vote
Pct 9237 - Election Day Reporting	821	58	7.06	1	1	1	45	1	0	1	0	8	0	
Pct 9237 - VBM Reporting	821	159	19.37	12	6	1	109	10	9	6	0	6	0	
Pct 9238 - Election Day Reporting	746	45	6.03	3	0	2	31	2	2	1	0	4	0	
Pct 9238 - VBM Reporting	746	184	24.66	13	8	2	122	13	1	12	1	12	0	
Pct 9239 - Election Day Reporting	777	57	7.34	2	1	1	49	1	1	0	0	2	0	
Pct 9239 - VBM Reporting	777	191	24.58	18	8	2	112	13	5	18	0	15	0	
Pct 9241 - Election Day Reporting	879	68	7.74	3	3	2	42	6	2	5	0	5	0	
Pct 9241 - VBM Reporting	879	154	17.52	7	7	2	102	8	5	6	0	16	1	
Pct 9242 - Election Day Reporting	844	66	7.82	2	5	5	44	2	3	3	0	2	0	
Pct 9242 - VBM Reporting	844	156	18.48	8	4	3	112	8	3	6	0	12	0	
Pct 9243 - Election Day Reporting	543	47	8.66	1	0	0	37	3	0	1	0	5	0	
Pct 9243 - VBM Reporting	543	92	16.94	2	1	1	71	3	5	5	1	3	0	
Pct 9244 - Election Day Reporting	763	65	8.52	1	1	0	52	5	2	3	0	1	0	
Pct 9244 - VBM Reporting	763	118	15.47	5	2	4	94	2	3	0	0	8	0	
Pct 9245 - Election Day Reporting	631	61	9.67	4	2	2	47	1	0	1	0	4	0	
Pct 9245 - VBM Reporting	631	104	16.48	2	1	3	81	4	1	2	0	10	0	
Pct 9246 - Election Day Reporting	803	38	4.73	1	0	0	27	2	4	1	0	3	0	
Pct 9246 - VBM Reporting	803	152	18.93	5	4	2	101	13	6	10	0	10	1	
Pct 9247 - Election Day Reporting	800	57	7.13	3	1	1	40	3	3	2	1	3	0	
Pct 9247 - VBM Reporting	800	160	20.00	6	5	1	118	5	5	11	0	9	0	
Pct 9248 - Election Day Reporting	752	53	7.05	0	3	1	38	2	4	2	0	3	0	
Pct 9248 - VBM Reporting	752	139	18.48	6	1	3	98	8	4	8	0	11	0	
Pct 9249 - Election Day Reporting	805	73	9.07	2	2	0	59	3	1	2	0	4	0	
Pct 9249 - VBM Reporting	805	149	18.51	4	5	3	118	1	2	9	0	7	0	
Pct 9251 - Election Day Reporting	822	93	11.31	2	0	3	69	2	1	3	0	13	0	
Pct 9251 - VBM Reporting	822	155	18.86	0	8	2	122	4	1	6	1	11	0	
Pct 9252 - Election Day Reporting	807	63	7.81	1	1	3	43	6	3	2	0	4	0	
Pct 9252 - VBM Reporting	807	160	19.83	7	5	6	117	3	3	10	0	9	0	
Pct 9253 - Election Day Reporting	717	58	8.09	1	3	1	43	4	2	0	0	4	0	
Pct 9253 - VBM Reporting	717	147	20.50	7	3	12	100	6	4	6	0	9	0	
Pct 9254 - Election Day Reporting	818	50	6.11	1	0	1	42	0	0	4	0	2	0	
Pct 9254 - VBM Reporting	818	155	18.95	6	2	0	117	6	1	12	0	11	0	
Pct 9255 - Election Day Reporting	486	43	8.85	0	1	0	35	3	3	0	0	1	0	
Pct 9255 - VBM Reporting	486	62	12.76	8	3	1	40	2	2	4	0	2	0	
Pct 9256 - Election Day Reporting	325	16	4.92	0	0	1	13	0	0	2	0	0	0	
Pct 9256 - VBM Reporting	325	48	14.77	2	3	0	35	1	0	1	0	6	0	
Pct 9257 MB - Election Day Repo	259	0	0.00	0	0	0	0	0	0	0	0	0	0	
Pct 9257 MB - VBM Reporting	259	67	25.87	2	0	3	53	1	3	1	0	4	0	
Pct 9258 - Election Day Reporting	590	33	5.59	1	0	0	26	2	0	1	0	3	0	
Pct 9258 - VBM Reporting	590	126	21.69	3	2	7	91	4	1	11	1	8	0	
Pct 9401 - Election Day Reporting	842	82	9.74	0	4	2	59	2	5	3	1	6	0	
Pct 9401 - VBM Reporting	842	135	16.03	5	6	3	109	2	2	2	0	6	0	
Pct 9402 - Election Day Reporting	860	64	7.44	3	0	4	52	2	2	0	0	1	0	
Pct 9402 - VBM Reporting	860	140	16.28	5	1	5	104	8	4	2	0	11	0	
Pct 9403 - Election Day Reporting	800	42	5.25	2	0	0	25	4	1	2	0	8	0	
Pct 9403 - VBM Reporting	800	160	20.00	5	11	4	98	6	3	15	0	17	1	
Pct 9404 - Election Day Reporting	821	64	7.80	3	0	1	47	1	1	5	0	6	0	
Pct 9404 - VBM Reporting	821	179	21.80	15	2	7	111	15	4	8	0	16	1	
Pct 9405 - Election Day Reporting	682	79	11.58	2	2	1	56	5	6	3	1	3	0	
Pct 9405 - VBM Reporting	682	120	17.60	6	6	6	84	4	4	4	0	6	0	
Pct 9406 - Election Day Reporting	819	69	8.42	3	0	1	39	5	4	8	0	9	0	
Pct 9406 - VBM Reporting	819	159	19.29	6	4	5	121	4	2	7	0	9	0	
Pct 9407 - Election Day Reporting	812	54	6.65	3	0	5	36	2	0	4	0	4	0	
Pct 9407 - VBM Reporting	812	133	16.38	6	5	4	92	7	2	6	0	11	0	
Pct 9408 - Election Day Reporting	717	53	7.39	1	1	2	36	6	0	3	0	4	0	
Pct 9408 - VBM Reporting	717	110	15.34	0	4	2	77	2	4	8	0	13	0	
Pct 9409 - Election Day Reporting	539	48	8.91	2	0	0	42	2	0	0	0	2	0	

**THE CITY AND COUNTY OF SAN FRANCISCO Statement of Vote  
PRIMARY ELECTION JUNE 2014**

NON-PARTISAN ATTORNEY GENERAL													
	Registration	Ballots Cast	Turnout (%)	ATTORNEY GENERAL PHIL WYMAN	DAVID KING	ORLY TAITZ	KAMALA D. HARRIS	JOHN HAGGERTY	JONATHAN JAECH	RONALD GOLD	WRITE-IN	Under Vote	Over Vote
Pct 9409 - VBM Reporting	539	85	17.65	1	4	5	69	2	2	3	2	7	0
Pct 9411 - Election Day Reporting	857	62	7.29	1	0	0	49	2	4	0	0	6	0
Pct 9411 - VBM Reporting	857	131	15.39	2	5	2	98	8	4	8	0	4	0
Pct 9412 - Election Day Reporting	798	72	9.02	2	1	4	49	1	2	5	2	5	1
Pct 9412 - VBM Reporting	798	160	20.05	6	5	2	109	8	2	8	2	18	0
Pct 9413 - Election Day Reporting	821	52	6.33	0	0	1	35	2	1	4	0	9	0
Pct 9413 - VBM Reporting	821	172	20.95	2	2	8	113	15	3	11	0	18	0
Pct 9414 - Election Day Reporting	806	64	7.94	1	4	2	42	6	1	5	0	3	0
Pct 9414 - VBM Reporting	806	170	21.09	5	4	5	121	5	3	9	2	16	0
Pct 9415 - Election Day Reporting	689	54	7.84	0	2	2	40	2	1	5	0	2	0
Pct 9415 - VBM Reporting	689	144	20.90	7	7	5	97	9	2	8	1	8	0
Pct 9416 - Election Day Reporting	867	81	9.34	0	0	3	56	13	2	4	0	3	0
Pct 9416 - VBM Reporting	867	162	18.89	2	5	1	121	10	6	9	0	8	0
Pct 9417 - Election Day Reporting	676	40	5.92	0	2	4	24	2	2	2	1	3	0
Pct 9417 - VBM Reporting	676	139	20.56	6	8	5	86	14	4	7	2	6	1
Pct 9418 - Election Day Reporting	688	47	6.83	1	6	2	30	2	3	2	0	1	0
Pct 9418 - VBM Reporting	688	154	22.38	11	8	8	91	13	3	6	0	14	0
Pct 9419 - Election Day Reporting	796	76	9.55	2	0	2	48	10	1	5	1	7	0
Pct 9419 - VBM Reporting	796	187	23.49	8	4	5	106	16	5	24	1	18	0
Pct 9421 - Election Day Reporting	812	50	6.16	1	2	0	28	7	1	5	1	5	0
Pct 9421 - VBM Reporting	812	198	24.38	5	8	4	134	10	2	11	0	24	0
Pct 9422 - Election Day Reporting	925	83	8.97	4	0	0	55	6	0	9	0	9	0
Pct 9422 - VBM Reporting	925	185	20.00	2	13	3	131	10	3	11	0	12	0
Pct 9423 - Election Day Reporting	809	59	7.29	4	0	1	36	6	2	7	0	3	0
Pct 9423 - VBM Reporting	809	151	18.87	2	0	3	110	6	5	9	0	15	1
Pct 9424 - Election Day Reporting	826	57	6.90	2	2	4	39	2	1	2	0	5	0
Pct 9424 - VBM Reporting	826	180	21.79	5	5	4	125	10	2	5	1	23	0
Pct 9425 - Election Day Reporting	808	40	4.95	0	0	1	29	3	1	1	0	5	0
Pct 9425 - VBM Reporting	808	162	20.05	3	5	7	117	4	2	15	0	9	0
Pct 9426 - Election Day Reporting	727	57	7.84	3	2	3	37	3	3	1	0	5	0
Pct 9426 - VBM Reporting	727	137	18.84	4	6	1	89	4	6	14	1	11	1
Pct 9427 - Election Day Reporting	797	57	7.15	1	3	0	37	7	1	5	0	3	0
Pct 9427 - VBM Reporting	797	185	23.21	8	2	4	117	15	3	22	0	14	0
Pct 9428 - Election Day Reporting	854	51	5.97	0	3	2	31	7	2	4	1	1	0
Pct 9428 - VBM Reporting	854	186	21.78	6	3	9	136	10	2	11	0	9	0
Pct 9429 - Election Day Reporting	774	90	11.63	3	1	2	54	4	4	12	0	10	0
Pct 9429 - VBM Reporting	774	159	20.54	7	10	5	108	10	1	10	0	8	0
Pct 9431 - Election Day Reporting	868	70	8.06	1	3	2	51	6	3	3	0	1	0
Pct 9431 - VBM Reporting	868	224	25.81	8	8	6	148	13	4	17	2	18	0
Pct 9432 - Election Day Reporting	851	84	9.87	4	1	3	57	2	1	8	1	7	0
Pct 9432 - VBM Reporting	851	176	20.68	6	8	2	123	8	2	11	2	14	0
Pct 9433 - Election Day Reporting	839	53	6.32	2	1	1	32	2	4	5	0	6	0
Pct 9433 - VBM Reporting	839	186	22.17	6	5	6	125	12	3	14	0	15	0
Pct 9434 - Election Day Reporting	889	62	6.97	2	1	0	45	3	2	3	0	6	0
Pct 9434 - VBM Reporting	889	208	23.40	4	7	7	141	8	8	21	0	12	0
Pct 9435 - Election Day Reporting	855	89	10.41	3	0	0	62	11	1	5	0	7	0
Pct 9435 - VBM Reporting	855	188	22.11	4	9	4	120	13	4	13	0	22	0
Pct 9436 - Election Day Reporting	900	64	7.11	3	3	5	37	4	2	6	0	3	1
Pct 9436 - VBM Reporting	900	227	25.22	7	7	5	161	8	6	12	1	20	0
Pct 9437 - Election Day Reporting	825	75	9.09	4	3	1	51	7	2	2	0	5	0
Pct 9437 - VBM Reporting	825	176	21.33	10	7	4	108	19	1	17	0	10	0
Pct 9438 - Election Day Reporting	841	85	8.20	2	2	1	45	6	4	5	0	4	0
Pct 9438 - VBM Reporting	841	188	22.35	5	4	5	139	2	3	18	1	11	0
Pct 9439 - Election Day Reporting	827	62	7.50	1	3	2	41	8	0	2	0	5	0
Pct 9439 - VBM Reporting	827	174	21.04	11	2	5	111	19	6	12	1	7	0
Pct 9441 - Election Day Reporting	895	67	7.49	0	3	3	40	3	6	4	0	8	0
Pct 9441 - VBM Reporting	895	197	22.01	6	4	11	126	13	5	15	1	16	0

**THE CITY AND COUNTY OF SAN FRANCISCO Statement of Vote  
PRIMARY ELECTION JUNE 2014**

NON-PARTISAN ATTORNEY GENERAL														
	Registration	Balls Cast	Turnout (%)	ATTORNEY GENERAL PHIL WYMAN	DAVID KING	ORLY TAITZ	KAMALA D. HARRIS	JOHN HAGGERTY	JONATHAN JAECH	RONALD GOLD	WRITE-IN	Under Vote	Over Vote	
Pct 9442 - Election Day Reporting	896	80	8.93	0	0	4	55	5	4	4	0	8	0	
Pct 9442 - VBM Reporting	896	166	18.53	7	8	11	91	15	5	15	1	11	2	
Pct 9443 - Election Day Reporting	780	59	7.56	2	0	3	44	4	1	0	0	5	0	
Pct 9443 - VBM Reporting	780	159	20.38	10	4	9	115	7	2	3	0	9	0	
Pct 9444 - Election Day Reporting	819	41	5.01	1	3	0	28	3	0	1	0	5	0	
Pct 9444 - VBM Reporting	819	175	21.37	7	10	7	109	9	3	16	0	14	0	
Pct 9445 - Election Day Reporting	853	72	8.44	3	1	4	42	11	2	4	0	5	0	
Pct 9445 - VBM Reporting	853	205	24.03	2	2	6	139	11	3	25	0	14	3	
Pct 9446 - Election Day Reporting	906	81	8.94	1	2	4	51	9	4	5	1	4	0	
Pct 9446 - VBM Reporting	906	210	23.18	2	9	8	144	14	3	16	0	14	0	
Pct 9447 - Election Day Reporting	860	58	6.74	2	0	3	42	5	2	3	0	1	0	
Pct 9447 - VBM Reporting	860	181	21.05	6	7	9	114	7	4	12	0	22	0	
Pct 9448 - Election Day Reporting	834	55	6.59	2	3	0	31	10	1	4	0	4	0	
Pct 9448 - VBM Reporting	834	177	21.22	10	4	9	109	6	13	13	1	12	0	
Pct 9449 - Election Day Reporting	678	51	7.52	2	2	1	35	4	3	1	0	3	0	
Pct 9449 - VBM Reporting	678	159	23.45	3	5	13	93	15	2	13	2	13	0	
Pct 9451 - Election Day Reporting	368	36	9.78	0	3	0	27	3	0	2	0	1	0	
Pct 9451 - VBM Reporting	368	89	24.18	10	3	2	49	6	4	6	0	9	0	
Pct 9452 - Election Day Reporting	715	67	9.37	4	4	1	40	8	3	4	0	3	0	
Pct 9452 - VBM Reporting	715	138	19.30	2	5	6	91	7	3	11	0	13	0	
Pct 9453 - Election Day Reporting	434	33	7.60	2	2	3	23	2	0	1	0	0	0	
Pct 9453 - VBM Reporting	434	109	25.12	3	4	7	82	5	2	4	0	2	0	
Pct 9501 MB - Election Day Repo	125	1	0.80	0	0	0	0	0	0	0	0	1	0	
Pct 9501 MB - VBM Reporting	125	41	32.80	1	0	3	31	0	0	2	0	4	0	
Pct 9502 MB - Election Day Repo	188	0	0.00	0	0	0	0	0	0	0	0	0	0	
Pct 9502 MB - VBM Reporting	188	63	33.51	1	1	1	51	2	2	3	0	2	0	
Pct 9503/9504 - Election Day Rep	625	33	5.28	0	0	0	24	0	4	2	0	3	0	
Pct 9503/9504 - VBM Reporting	625	109	17.44	1	2	2	88	5	4	0	0	7	0	
Pct 9505 - Election Day Reporting	727	50	6.88	1	1	0	42	2	1	0	1	2	0	
Pct 9505 - VBM Reporting	727	144	19.81	3	0	2	117	1	5	5	2	8	1	
Pct 9506 - Election Day Reporting	706	47	6.66	1	0	0	44	0	1	0	0	1	0	
Pct 9506 - VBM Reporting	706	101	14.31	5	1	3	82	1	2	2	0	5	0	
Pct 9507 - Election Day Reporting	670	61	9.10	3	0	2	50	1	3	2	0	0	0	
Pct 9507 - VBM Reporting	670	114	17.01	3	2	2	94	1	1	3	1	7	0	
Pct 9508 - Election Day Reporting	708	48	6.78	1	0	4	38	0	2	0	0	3	0	
Pct 9508 - VBM Reporting	708	83	11.72	0	0	4	73	0	3	0	1	2	0	
Pct 9509 - Election Day Reporting	588	49	8.33	0	0	0	37	0	1	4	0	7	0	
Pct 9509 - VBM Reporting	588	96	16.33	0	1	3	80	1	1	2	0	8	0	
Pct 9511 - Election Day Reporting	572	64	11.19	4	0	2	46	1	3	1	0	7	0	
Pct 9511 - VBM Reporting	572	85	14.86	1	0	2	64	1	3	3	0	10	1	
Pct 9512 - Election Day Reporting	703	47	6.69	0	0	1	41	0	1	2	0	2	0	
Pct 9512 - VBM Reporting	703	117	16.64	2	3	3	99	0	0	1	1	8	0	
Pct 9513 - Election Day Reporting	808	62	7.67	0	1	2	53	1	0	1	0	4	0	
Pct 9513 - VBM Reporting	808	108	13.37	1	2	0	96	0	2	0	1	6	0	
Pct 9514/9522 - Election Day Rep	852	80	9.39	1	0	5	66	0	2	3	1	2	0	
Pct 9514/9522 - VBM Reporting	852	97	11.38	1	2	1	76	2	0	9	0	6	0	
Pct 9515 - Election Day Reporting	651	65	9.98	2	2	2	51	1	2	3	0	2	0	
Pct 9515 - VBM Reporting	651	97	14.90	1	1	3	68	7	5	7	0	5	0	
Pct 9516 - Election Day Reporting	794	90	11.34	1	1	2	72	1	1	3	0	9	0	
Pct 9516 - VBM Reporting	794	141	17.76	1	8	6	97	3	5	9	0	12	0	
Pct 9517 - Election Day Reporting	740	63	8.51	0	0	0	54	0	1	2	0	6	0	
Pct 9517 - VBM Reporting	740	123	16.62	5	3	3	91	6	1	2	0	12	0	
Pct 9518 - Election Day Reporting	684	64	9.36	0	0	1	50	3	4	4	0	2	0	
Pct 9518 - VBM Reporting	684	87	12.72	3	1	5	69	1	3	0	0	5	0	
Pct 9519 - Election Day Reporting	821	91	11.08	1	1	3	70	2	1	8	0	5	0	
Pct 9519 - VBM Reporting	821	126	15.35	3	3	2	93	7	4	4	0	10	0	
Pct 9521 - Election Day Reporting	841	99	11.77	1	2	1	84	1	1	2	0	7	0	

**THE CITY AND COUNTY OF SAN FRANCISCO Statement of Vote  
PRIMARY ELECTION JUNE 2014**

NON-PARTISAN ATTORNEY GENERAL														
	Registration	Ballots Cast	Turnout (%)	ATTORNEY GENERAL PHIL WYMAN	DAVID KING	ORLY TAITZ	KAMALA D. HARRIS	JOHN HAGGERTY	JONATHAN JAECH	RONALD GOLD	WRITE-IN	Under Vote	Over Vote	
Pct 9521 - VBM Reporting	841	123	14.63	3	4	1	97	5	3	1	0	9	0	
Pct 9701 - Election Day Reporting	608	65	10.69	1	0	0	49	5	4	1	0	5	0	
Pct 9701 - VBM Reporting	608	134	22.04	3	4	2	99	2	4	7	0	13	0	
Pct 9702 - Election Day Reporting	665	65	9.77	2	1	1	56	1	2	0	0	2	0	
Pct 9702 - VBM Reporting	665	114	17.14	3	1	3	84	2	2	5	0	14	0	
Pct 9703 - Election Day Reporting	871	72	8.27	4	1	0	49	9	1	4	0	4	0	
Pct 9703 - VBM Reporting	871	201	23.08	4	8	3	138	9	5	15	0	19	0	
Pct 9704 - Election Day Reporting	880	76	8.64	3	2	0	53	5	0	4	0	9	0	
Pct 9704 - VBM Reporting	880	195	22.61	8	4	3	139	16	4	10	0	15	0	
Pct 9705 - Election Day Reporting	823	58	7.05	0	0	3	51	1	0	2	0	1	0	
Pct 9705 - VBM Reporting	823	165	20.05	3	4	3	123	3	2	14	0	12	1	
Pct 9706 MB - Election Day Repo	55	0	0.00	0	0	0	0	0	0	0	0	0	0	
Pct 9706 MB - VBM Reporting	55	16	32.73	0	0	0	15	0	2	0	0	1	0	
Pct 9707 - Election Day Reporting	725	54	7.45	2	3	2	35	4	4	0	0	4	0	
Pct 9707 - VBM Reporting	725	193	26.62	8	8	0	135	7	2	15	0	16	2	
Pct 9708 - Election Day Reporting	826	66	7.99	3	1	2	49	0	2	5	0	4	0	
Pct 9708 - VBM Reporting	826	178	21.55	7	6	0	137	6	2	6	0	12	2	
Pct 9709 - Election Day Reporting	877	81	9.24	3	2	1	56	5	3	5	0	5	1	
Pct 9709 - VBM Reporting	877	202	23.03	12	4	3	136	15	8	6	0	18	0	
Pct 9711 - Election Day Reporting	575	78	13.57	5	5	3	49	6	2	2	0	6	0	
Pct 9711 - VBM Reporting	575	152	26.43	11	2	4	112	13	5	2	0	3	0	
Pct 9712 - Election Day Reporting	589	73	12.39	1	6	1	58	1	0	3	0	3	0	
Pct 9712 - VBM Reporting	589	152	25.81	5	6	0	114	9	3	6	0	9	0	
Pct 9713 - Election Day Reporting	866	57	6.58	2	0	2	39	7	1	2	0	4	0	
Pct 9713 - VBM Reporting	866	193	22.29	15	2	8	125	8	3	13	0	19	0	
Pct 9714 - Election Day Reporting	864	88	10.19	1	5	0	62	10	0	3	0	7	0	
Pct 9714 - VBM Reporting	864	247	28.59	14	13	4	156	18	5	18	0	19	0	
Pct 9715 - Election Day Reporting	554	88	15.88	1	1	4	72	2	1	3	0	4	0	
Pct 9715 - VBM Reporting	554	146	26.71	10	9	4	93	8	5	8	0	11	0	
Pct 9716 - Election Day Reporting	829	71	8.56	4	2	0	47	5	3	3	0	7	0	
Pct 9716 - VBM Reporting	829	187	22.56	5	5	12	124	11	2	8	1	19	0	
Pct 9717 - Election Day Reporting	881	80	9.08	2	5	1	48	9	4	4	0	7	0	
Pct 9717 - VBM Reporting	881	188	21.34	7	8	5	129	13	2	14	0	10	0	
Pct 9718 - Election Day Reporting	800	106	13.25	6	1	1	78	6	1	4	0	9	0	
Pct 9718 - VBM Reporting	800	230	28.75	13	9	7	162	13	1	10	3	11	1	
Pct 9719 - Election Day Reporting	828	108	13.04	3	2	2	79	6	4	5	0	7	0	
Pct 9719 - VBM Reporting	828	218	26.33	5	5	4	154	17	4	14	0	15	0	
Pct 9721 - Election Day Reporting	598	81	13.55	1	5	0	52	5	2	6	0	10	0	
Pct 9721 - VBM Reporting	598	146	24.41	7	8	3	98	7	1	12	0	10	0	
Pct 9722 - Election Day Reporting	583	62	10.63	3	4	0	37	3	0	2	1	12	0	
Pct 9722 - VBM Reporting	583	158	27.10	4	4	5	114	12	1	12	0	6	0	
Pct 9723 - Election Day Reporting	415	25	6.02	5	2	0	14	1	0	2	0	1	0	
Pct 9723 - VBM Reporting	415	132	31.81	4	6	3	82	7	1	9	0	20	0	
Pct 9724 - Election Day Reporting	841	75	8.92	4	2	3	50	5	0	8	0	3	0	
Pct 9724 - VBM Reporting	841	248	29.49	23	15	7	124	26	8	19	0	26	0	
Pct 9725 - Election Day Reporting	878	45	5.13	1	4	3	19	9	0	2	0	7	0	
Pct 9725 - VBM Reporting	878	222	25.28	15	8	4	139	17	6	14	0	19	0	
Pct 9726 - Election Day Reporting	695	48	6.91	0	0	3	35	4	2	0	0	4	0	
Pct 9726 - VBM Reporting	695	94	13.53	3	5	3	54	5	1	12	0	11	0	
Pct 9727 - Election Day Reporting	405	38	9.63	3	2	1	23	6	0	1	0	3	0	
Pct 9727 - VBM Reporting	405	113	27.90	8	1	2	63	11	1	15	0	12	0	
Pct 9728 - Election Day Reporting	883	97	10.99	7	4	0	62	8	2	9	0	5	0	
Pct 9728 - VBM Reporting	883	238	26.95	14	12	2	143	22	6	21	0	18	0	
Pct 9729 - Election Day Reporting	703	79	11.24	5	2	0	47	14	0	3	0	8	0	
Pct 9729 - VBM Reporting	703	183	26.03	8	9	1	122	15	1	15	0	12	0	
Pct 9731 - Election Day Reporting	497	83	16.70	2	3	0	55	8	2	7	0	6	0	
Pct 9731 - VBM Reporting	497	113	22.74	7	11	1	61	14	1	10	0	8	0	



**THE CITY AND COUNTY OF SAN FRANCISCO Statement of Vote  
PRIMARY ELECTION JUNE 2014**

NON-PARTISAN ATTORNEY GENERAL													
	Registration	Ballots Cast	Turnout (%)	ATTORNEY GENERAL PHIL WYMAN	DAVID KING	ORLY TAITZ	KAMALA D. HARRIS	JOHN HAGGERTY	JONATHAN JAECH	RONALD GOLD	WRITE-IN	Under Vote	Over Vote
Pct 9732 MB - Election Day Reporting	65	0	0.00	0	0	0	0	0	0	0	0	0	0
Pct 9732 MB - VBM Reporting	65	29	44.62	0	0	2	18	0	0	6	0	3	0
Pct 9733 MB - Election Day Reporting	210	1	0.48	0	0	0	1	0	0	0	0	0	0
Pct 9733 MB - VBM Reporting	210	86	41.90	3	1	2	69	4	0	0	0	9	0
Pct 9734 - Election Day Reporting	569	62	10.90	2	3	2	47	3	0	3	0	2	0
Pct 9734 - VBM Reporting	569	186	32.69	10	14	0	122	13	4	14	0	9	0
Pct 9735 - Election Day Reporting	738	93	12.60	5	5	6	61	8	0	3	1	6	0
Pct 9735 - VBM Reporting	738	215	29.13	8	3	9	141	12	1	23	2	16	0
Pct 9736 - Election Day Reporting	666	78	11.71	3	1	1	57	2	4	5	0	5	0
Pct 9736 - VBM Reporting	666	191	28.68	6	7	5	132	8	6	12	0	15	0
Pct 9737 - Election Day Reporting	736	55	7.47	1	0	2	40	5	1	3	0	3	0
Pct 9737 - VBM Reporting	736	229	31.11	6	10	5	175	6	2	15	0	10	0
Pct 9738 - Election Day Reporting	672	45	7.29	0	1	1	35	4	1	3	1	3	0
Pct 9738 - VBM Reporting	672	148	22.02	9	4	5	102	4	3	10	2	9	0
Pct 9739 - Election Day Reporting	791	38	4.80	1	0	1	32	2	1	1	0	0	0
Pct 9739 - VBM Reporting	791	104	13.15	0	5	2	78	3	2	6	0	8	0
Pct 9741 - Election Day Reporting	631	2	0.32	0	0	0	2	0	0	0	0	0	0
Pct 9741 - VBM Reporting	631	1	0.16	0	0	0	1	0	0	0	0	0	0
Pct 9742 - Election Day Reporting	563	66	11.72	2	7	2	42	5	0	3	0	5	0
Pct 9742 - VBM Reporting	563	116	20.60	9	4	1	61	14	3	9	0	15	0
Pct 9743 - Election Day Reporting	839	58	6.91	0	1	1	46	3	1	3	0	3	0
Pct 9743 - VBM Reporting	839	169	20.14	5	6	7	123	12	5	7	0	4	0
Pct 9744 - Election Day Reporting	817	66	8.08	1	2	6	51	1	2	1	0	2	0
Pct 9744 - VBM Reporting	817	121	14.81	1	5	3	80	9	1	8	0	14	0
Pct 9745 - Election Day Reporting	898	58	6.46	3	1	3	42	2	2	1	1	3	0
Pct 9745 - VBM Reporting	898	109	12.14	3	1	3	74	6	3	12	1	6	0
Pct 9746 - Election Day Reporting	867	95	11.07	4	6	2	57	12	3	17	0	5	0
Pct 9746 - VBM Reporting	867	222	25.61	8	19	3	158	8	5	7	0	14	0
Pct 9747 - Election Day Reporting	858	74	8.62	1	0	2	57	7	1	1	0	5	0
Pct 9747 - VBM Reporting	858	176	20.51	3	3	1	139	7	6	11	1	5	0
Pct 9748 - Election Day Reporting	888	86	9.68	2	3	0	60	10	6	0	0	5	0
Pct 9748 - VBM Reporting	888	211	23.76	9	12	3	144	16	2	10	1	12	2
Pct 9749 - Election Day Reporting	770	59	7.66	0	1	4	42	4	1	2	0	5	0
Pct 9749 - VBM Reporting	770	145	18.83	3	4	8	105	4	2	9	0	10	0
Pct 9751 - Election Day Reporting	854	77	9.02	6	2	3	55	6	1	2	0	2	0
Pct 9751 - VBM Reporting	854	236	27.63	3	6	6	170	11	7	19	0	14	0
Pct 9752 - Election Day Reporting	652	63	9.66	1	0	2	41	8	3	5	0	3	0
Pct 9752 - VBM Reporting	652	202	30.98	4	3	7	146	17	2	12	1	10	0
Pct 9753 - Election Day Reporting	691	56	8.10	0	3	0	46	0	0	2	0	5	0
Pct 9753 - VBM Reporting	691	160	23.15	3	3	7	123	1	1	8	1	13	0
Pct 9754 - Election Day Reporting	664	73	10.99	1	4	3	56	1	3	1	0	4	0
Pct 9754 - VBM Reporting	664	167	25.15	5	3	1	132	6	2	6	1	11	0
Pct 9755 - Election Day Reporting	504	52	10.32	2	2	1	37	2	1	0	0	7	0
Pct 9755 - VBM Reporting	504	131	25.99	1	4	2	95	5	2	11	1	10	0
Pct 9756 - Election Day Reporting	786	48	6.11	4	1	0	29	3	4	2	0	5	0
Pct 9756 - VBM Reporting	786	180	22.90	6	6	5	126	5	5	17	0	10	0
Pct 9801 - Election Day Reporting	381	40	10.50	0	0	0	29	3	4	0	0	4	0
Pct 9801 - VBM Reporting	381	80	21.00	0	1	4	58	4	2	4	0	7	0
Pct 9900 MB - Election Day Reporting	0	0	0.00	0	0	0	0	0	0	0	0	0	0
Pct 9900 MB - VBM Reporting	0	0	0.00	0	0	0	0	0	0	0	0	0	0
Pct 9901 MB - Election Day Reporting	0	0	0.00	0	0	0	0	0	0	0	0	0	0
Pct 9901 MB - VBM Reporting	0	0	0.00	0	0	0	0	0	0	0	0	0	0
Pct 9902 MB - Election Day Reporting	0	0	0.00	0	0	0	0	0	0	0	0	0	0
Pct 9902 MB - VBM Reporting	0	0	0.00	0	0	0	0	0	0	0	0	0	0
Election Day Reporting Totals	435757	39406	9.04	757	702	966	30044	1541	986	1197	91	3083	39

**THE CITY AND COUNTY OF SAN FRANCISCO Statement of Vote  
PRIMARY ELECTION JUNE 2014**

NON-PARTISAN ATTORNEY GENERAL													
	Registration	Balls to Cast	Turnout (%)	ATTORNEY GENERAL PHIL WYMAN	DAVID KING	ORLY TAITZ	KAMALA D. HARRIS	JOHN HAGGERTY	JONATHAN JAECH	RONALD GOLD	WRITE-IN	Under Vote	Over Vote
VBM Reporting Totals	435757	89993	20.65	2147	2164	2405	67026	3448	1991	4186	189	6269	168
District Totals - Absentee													
District Grand Totals													
12TH CONGRESSIONAL DISTRICT	385648	114107	29.59	2418	2343	2992	86278	4156	2678	4511	238	8306	187
13TH CONGRESSIONAL DISTRICT	0	0	0.00	0	0	0	0	0	0	0	0	0	0
14TH CONGRESSIONAL DISTRICT	50109	15292	30.52	486	523	379	10792	833	299	872	42	1046	20
11TH SENATORIAL DISTRICT	435757	129399	29.70	2904	2866	3371	97070	4989	2977	5383	280	9352	207
17TH ASSEMBLY DISTRICT	251482	76933	30.59	1202	1230	1960	60358	2243	1734	2415	154	5493	144
19TH ASSEMBLY DISTRICT	184275	52466	28.47	1702	1636	1411	36712	2746	1243	2968	126	3859	63
BOARD OF EQ. DISTRICT 2	435757	129399	29.70	2904	2866	3371	97070	4989	2977	5383	280	9352	207
SUPERVISORIAL DISTRICT 1	37767	10489	27.77	271	326	347	7491	419	250	566	27	778	14
SUPERVISORIAL DISTRICT 2	43533	11996	27.56	488	384	237	8239	690	325	660	16	946	11
SUPERVISORIAL DISTRICT 3	33270	10359	31.14	259	252	264	7489	420	269	422	18	942	24
SUPERVISORIAL DISTRICT 4	37949	10880	28.67	354	340	354	7302	674	267	715	34	828	12
SUPERVISORIAL DISTRICT 5	47671	13066	27.45	164	155	361	10545	260	327	327	25	899	23
SUPERVISORIAL DISTRICT 6	34002	9061	26.65	151	174	331	6795	312	256	333	16	652	41
SUPERVISORIAL DISTRICT 7	42355	14311	33.79	516	461	326	9996	840	285	836	22	1017	12
SUPERVISORIAL DISTRICT 8	53703	19219	35.79	233	190	349	16014	400	383	403	39	1199	9
SUPERVISORIAL DISTRICT 9	38405	12015	31.28	140	167	312	9556	316	256	348	30	870	20
SUPERVISORIAL DISTRICT 10	35021	8924	25.48	119	175	230	7022	271	169	296	24	600	18
SUPERVISORIAL DISTRICT 11	32081	9059	28.24	209	242	260	6621	387	190	477	29	621	23
CITY/COUNTY OF SAN FRANCISCO	435757	129399	29.70	2904	2866	3371	97070	4989	2977	5383	280	9352	207
BAYVIEW/HUNTERS POINT	16695	3654	23.08	54	90	89	3034	113	71	150	10	229	14
CHINATOWN	14573	4367	29.97	104	102	107	3166	166	97	183	6	425	11
CIVIC CENTER/DOWNTOWN	24423	6906	27.88	143	145	228	5001	252	210	252	15	535	27
DIAMOND HEIGHTS	6435	2633	40.92	49	35	52	2137	93	43	82	8	134	0
EXCELSIOR (OUTER MISSION)	23621	6928	29.33	182	185	204	4959	332	150	399	18	482	17
HAIGHT ASHBURY	13174	3684	27.96	25	29	97	3027	66	87	67	6	276	4
INGLESIDE	10397	2683	25.81	40	70	77	2051	78	58	112	11	180	6
INNER SUNSET	8836	2387	27.01	41	49	63	1851	57	60	84	3	179	0
LAKE MERCED	7477	1812	24.23	78	68	58	1183	120	39	118	5	143	0
LAUREL HEIGHTS/ANZA VISTA	8629	2287	26.50	57	59	74	1698	65	59	100	4	170	1
MARINA/PACIFIC HEIGHTS	34933	9391	26.88	381	296	180	6403	562	270	525	11	754	9
MISSION	28168	7962	28.27	76	109	195	6440	141	181	180	20	600	20
NOE VALLEY	15911	5531	34.76	67	48	101	4560	123	126	121	13	370	2
NORTH BERNAL HTS	8108	3099	38.22	27	29	67	2594	49	58	54	7	211	3
NORTH EMBARCADERO	6066	2166	35.71	63	58	52	1537	100	62	89	4	198	3
PORTOLA	7972	2539	31.85	48	65	90	1833	130	39	144	4	183	3
POTRERO HILL	12285	3536	28.78	38	37	87	2863	94	70	83	6	255	3
RICHMOND	32988	9245	28.03	245	286	305	6600	378	210	517	24	668	12
SEA CLIFF/PRESIDIO HEIGHTS	7363	2366	32.13	87	77	48	1649	127	58	123	7	187	3
SOUTH BERNAL HEIGHT	8738	3004	34.38	46	31	57	2461	78	62	68	5	193	3
SOUTH OF MARKET	18900	5193	27.48	93	107	176	3898	184	139	196	9	370	21
SUNSET	37410	10737	28.70	351	336	349	7191	670	265	712	32	819	12
UPPER MARKET/EUREKA VALL	17459	6607	37.84	62	48	104	5640	116	121	115	10	391	0
VISITATION VALLEY	7291	1871	25.66	32	52	76	1372	75	34	80	8	140	2
WEST OF TWIN PEAKS	31559	11503	36.45	414	373	239	8071	690	219	669	17	799	12
WESTERN ADDITION	27878	7710	27.66	109	88	216	6234	144	200	180	18	500	21
Grand Totals	435757	129399	29.70	2904	2866	3371	97070	4989	2977	5383	280	9352	207

**THE CITY AND COUNTY OF SAN FRANCISCO Statement of Vote  
PRIMARY ELECTION JUNE 2014**

NON-PARTISAN INSURANCE COMMISSIONER												
	Registration	Ballots Cast	Turnout(%)	INSURANCE COMMISSIONER	NATHALIE HRZI	DAVE JONES	TED GAINES	WRITE IN	Under Vote	Over Vote		
Pct 1101 - Election Day Reporting	484	95	7.23		4	25	0	1	5	0		
Pct 1101 - VBM Reporting	484	106	21.90		10	69	17	1	9	0		
Pct 1102 - Election Day Reporting	873	94	10.77		12	56	7	0	19	0		
Pct 1102 - VBM Reporting	873	192	21.99		8	133	39	0	12	0		
Pct 1103 - Election Day Reporting	827	76	9.19		6	50	9	0	11	0		
Pct 1103 - VBM Reporting	827	215	26.00		10	144	34	0	27	0		
Pct 1104/1105 - Election Day Rep	817	65	7.96		6	42	8	0	8	1		
Pct 1104/1105 - VBM Reporting	817	155	18.97		14	105	20	1	15	0		
Pct 1106 - Election Day Reporting	681	43	6.31		2	30	2	0	9	0		
Pct 1106 - VBM Reporting	681	144	21.15		14	97	22	0	11	0		
Pct 1107 - Election Day Reporting	661	45	6.81		4	35	5	0	1	0		
Pct 1107 - VBM Reporting	661	124	18.76		5	84	12	0	23	0		
Pct 1108 - Election Day Reporting	827	57	6.89		5	37	2	0	13	0		
Pct 1108 - VBM Reporting	827	195	23.58		15	142	23	2	13	0		
Pct 1109 - Election Day Reporting	707	48	6.93		3	37	6	0	3	0		
Pct 1109 - VBM Reporting	707	164	23.20		13	107	16	1	27	0		
Pct 1111 - Election Day Reporting	859	66	7.68		5	48	8	0	5	0		
Pct 1111 - VBM Reporting	859	194	22.58		22	131	27	0	14	0		
Pct 1112 - Election Day Reporting	638	32	5.02		3	25	1	0	3	0		
Pct 1112 - VBM Reporting	638	124	19.44		5	102	6	0	11	0		
Pct 1113 - Election Day Reporting	622	28	4.50		8	16	1	0	3	0		
Pct 1113 - VBM Reporting	622	155	24.92		21	87	21	2	24	0		
Pct 1114 - Election Day Reporting	788	62	7.87		6	36	11	0	9	0		
Pct 1114 - VBM Reporting	788	161	20.43		14	97	38	0	12	0		
Pct 1115 - Election Day Reporting	760	33	4.34		0	31	2	0	0	0		
Pct 1115 - VBM Reporting	760	132	17.37		12	86	15	0	19	0		
Pct 1116 - Election Day Reporting	781	38	4.87		3	21	7	0	7	0		
Pct 1116 - VBM Reporting	781	167	21.38		19	121	7	2	18	0		
Pct 1117 - Election Day Reporting	711	51	7.17		7	31	4	0	9	0		
Pct 1117 - VBM Reporting	711	139	19.55		8	86	18	1	26	0		
Pct 1118 - Election Day Reporting	855	55	6.43		6	41	3	0	5	0		
Pct 1118 - VBM Reporting	855	178	20.82		25	117	25	0	11	0		
Pct 1119 - Election Day Reporting	676	34	5.03		5	20	4	0	5	0		
Pct 1119 - VBM Reporting	676	133	19.87		9	99	10	3	9	3		
Pct 1121 - Election Day Reporting	597	53	8.88		12	30	6	1	4	0		
Pct 1121 - VBM Reporting	597	136	22.78		7	95	15	2	17	0		
Pct 1122 - Election Day Reporting	541	33	6.10		5	22	4	0	2	0		
Pct 1122 - VBM Reporting	541	112	20.70		11	57	20	1	23	0		
Pct 1123 - Election Day Reporting	798	32	4.01		4	25	0	0	2	1		
Pct 1123 - VBM Reporting	798	108	13.53		13	72	5	0	18	0		
Pct 1124 - Election Day Reporting	673	40	5.94		7	22	2	0	9	0		
Pct 1124 - VBM Reporting	673	102	15.16		14	69	8	0	11	0		
Pct 1125 - Election Day Reporting	846	16	1.89		3	8	4	0	1	0		
Pct 1125 - VBM Reporting	846	174	20.57		8	124	28	0	14	0		
Pct 1126 - Election Day Reporting	789	29	3.68		5	21	1	0	2	0		
Pct 1126 - VBM Reporting	789	160	20.28		13	124	14	0	9	0		
Pct 1127 - Election Day Reporting	791	69	8.72		9	44	9	0	7	0		
Pct 1127 - VBM Reporting	791	164	20.73		12	102	31	1	17	1		
Pct 1128 - Election Day Reporting	719	40	5.56		11	21	1	0	7	0		
Pct 1128 - VBM Reporting	719	168	23.37		17	104	30	0	17	0		
Pct 1129 - Election Day Reporting	791	50	6.32		8	24	9	2	7	0		
Pct 1129 - VBM Reporting	791	165	20.86		17	110	27	0	11	0		
Pct 1131 - Election Day Reporting	702	32	4.56		3	19	3	0	7	0		
Pct 1131 - VBM Reporting	702	161	22.93		14	111	18	0	18	0		
Pct 1132 - Election Day Reporting	829	61	7.36		8	37	2	1	13	0		
Pct 1132 - VBM Reporting	829	191	23.04		14	125	32	1	18	1		
Pct 1133 - Election Day Reporting	769	37	4.81		5	21	10	0	1	0		

**THE CITY AND COUNTY OF SAN FRANCISCO Statement of Vote  
PRIMARY ELECTION JUNE 2014**

NON-PARTISAN INSURANCE COMMISSIONER										
	Registration	Ballots Cast	Turnout (%)	INSURANCE COMMISSIONER						
				NATHALIE HRZI	DAVE JONES	TED GAINES	WRITEN	Under Vote	Over Vote	
Pct 1133 - VBM Reporting	769	191	24.84	9	134	26	0	22	0	
Pct 1134 - Election Day Reporting	688	46	6.98	8	29	4	0	7	0	
Pct 1134 - VBM Reporting	688	146	21.22	11	83	28	1	23	0	
Pct 1135 - Election Day Reporting	456	27	5.92	2	21	3	0	1	0	
Pct 1135 - VBM Reporting	456	121	26.54	9	79	19	0	14	0	
Pct 1136 - Election Day Reporting	707	30	4.24	4	15	7	0	4	0	
Pct 1136 - VBM Reporting	707	179	25.32	14	112	35	1	16	1	
Pct 1141 - Election Day Reporting	859	48	5.59	5	35	4	0	4	0	
Pct 1141 - VBM Reporting	859	204	23.75	17	142	18	1	24	2	
Pct 1142 - Election Day Reporting	793	46	6.05	5	30	6	0	6	1	
Pct 1142 - VBM Reporting	793	187	23.58	26	109	28	0	24	0	
Pct 1143 - Election Day Reporting	843	76	9.02	11	52	4	0	9	0	
Pct 1143 - VBM Reporting	843	186	22.06	15	120	25	0	26	0	
Pct 1144 - Election Day Reporting	751	58	7.72	7	34	8	0	9	0	
Pct 1144 - VBM Reporting	751	143	19.04	21	88	22	0	12	0	
Pct 1145 - Election Day Reporting	805	58	7.20	6	41	2	0	9	0	
Pct 1145 - VBM Reporting	805	205	25.47	30	143	17	0	15	0	
Pct 1146 - Election Day Reporting	826	56	6.78	12	33	8	0	3	0	
Pct 1146 - VBM Reporting	826	196	23.73	17	134	24	1	19	1	
Pct 1147 - Election Day Reporting	779	72	9.24	11	46	6	0	9	0	
Pct 1147 - VBM Reporting	779	179	22.98	14	130	21	0	14	0	
Pct 1148 - Election Day Reporting	798	60	7.52	8	34	6	0	12	0	
Pct 1148 - VBM Reporting	798	168	21.05	14	107	27	1	19	0	
Pct 1149 - Election Day Reporting	812	69	8.50	13	44	7	0	5	0	
Pct 1149 - VBM Reporting	812	164	20.20	20	107	13	0	24	0	
Pct 1151 MB - Election Day Reporting	0	0	0.00	0	0	0	0	0	0	
Pct 1151 MB - VBM Reporting	0	0	0.00	0	0	0	0	0	0	
Pct 1152 - Election Day Reporting	764	66	8.64	7	40	11	0	8	0	
Pct 1152 - VBM Reporting	764	181	23.69	10	130	20	1	20	0	
Pct 1153 - Election Day Reporting	788	65	8.25	7	37	9	0	12	0	
Pct 1153 - VBM Reporting	788	154	19.54	6	105	32	0	11	0	
Pct 1154 MB - Election Day Reporting	0	0	0.00	0	0	0	0	0	0	
Pct 1154 MB - VBM Reporting	0	0	0.00	0	0	0	0	0	0	
Pct 7001 - Election Day Reporting	641	42	6.55	4	32	4	0	2	0	
Pct 7001 - VBM Reporting	641	105	16.38	5	69	5	0	26	0	
Pct 7002 - Election Day Reporting	820	52	6.34	8	31	3	0	10	0	
Pct 7002 - VBM Reporting	820	167	20.37	11	110	21	0	25	0	
Pct 7003 - Election Day Reporting	792	105	13.26	13	67	8	0	17	0	
Pct 7003 - VBM Reporting	792	162	20.45	5	129	14	0	14	0	
Pct 7004 - Election Day Reporting	784	81	10.33	7	55	3	0	16	0	
Pct 7004 - VBM Reporting	784	150	19.13	11	105	12	0	22	0	
Pct 7005 - Election Day Reporting	776	99	12.76	4	77	4	0	14	0	
Pct 7005 - VBM Reporting	776	149	19.20	7	107	14	0	21	0	
Pct 7006 - Election Day Reporting	825	91	11.03	12	63	3	0	13	0	
Pct 7006 - VBM Reporting	825	152	18.42	19	104	13	0	16	0	
Pct 7007 - Election Day Reporting	897	96	10.70	6	68	6	0	16	0	
Pct 7007 - VBM Reporting	897	189	21.07	11	141	8	0	29	0	
Pct 7008 - Election Day Reporting	787	122	15.50	4	84	10	1	23	0	
Pct 7008 - VBM Reporting	787	206	26.18	15	150	14	3	23	1	
Pct 7009 - Election Day Reporting	805	53	6.58	6	33	6	1	7	0	
Pct 7009 - VBM Reporting	805	185	22.98	14	136	10	0	25	0	
Pct 7011 - Election Day Reporting	876	50	5.71	5	38	1	1	5	0	
Pct 7011 - VBM Reporting	876	117	13.36	11	79	12	1	14	0	
Pct 7012 - Election Day Reporting	908	102	11.23	13	64	10	0	15	0	
Pct 7012 - VBM Reporting	908	169	18.61	18	121	14	1	15	0	
Pct 7013 - Election Day Reporting	554	44	7.94	10	24	1	0	9	0	
Pct 7013 - VBM Reporting	554	100	18.05	11	79	2	0	8	0	

**THE CITY AND COUNTY OF SAN FRANCISCO Statement of Vote  
PRIMARY ELECTION JUNE 2014**

NON-PARTISAN INSURANCE COMMISSIONER										
	Registration	Ballois Cast	Turnout (%)	INSURANCE COMMISSIONER	NATHALIE HRZI	DAVE JONES	TED GAINES	WRITE-IN	Under Vote	Over Vote
Pct 7014 - Election Day Reporting	940	76	8.30	8	48	6	0	16	0	
Pct 7014 - VBM Reporting	940	166	17.87	12	127	9	0	20	0	
Pct 7015 MB - Election Day Repor	66	0	0.00	0	0	0	0	0	0	
Pct 7015 MB - VBM Reporting	66	13	19.70	1	9	2	0	1	0	
Pct 7016 - Election Day Reporting	787	40	5.08	4	27	2	0	7	0	
Pct 7016 - VBM Reporting	787	141	17.92	5	94	16	2	29	1	
Pct 7017 - Election Day Reporting	676	17	2.51	1	11	1	0	4	0	
Pct 7017 - VBM Reporting	676	94	13.91	7	71	9	0	7	0	
Pct 7018 - Election Day Reporting	840	42	5.00	2	32	5	0	3	0	
Pct 7018 - VBM Reporting	840	242	28.81	11	172	27	1	30	1	
Pct 7019 - Election Day Reporting	861	45	5.23	3	33	3	0	6	0	
Pct 7019 - VBM Reporting	861	222	25.78	16	155	19	2	30	0	
Pct 7021 - Election Day Reporting	841	58	6.90	9	32	4	1	12	0	
Pct 7021 - VBM Reporting	841	143	17.00	8	113	12	0	9	1	
Pct 7022 - Election Day Reporting	889	49	5.07	4	29	3	1	8	0	
Pct 7022 - VBM Reporting	889	152	17.12	7	114	17	0	14	0	
Pct 7023 - Election Day Reporting	823	40	4.86	2	32	1	0	5	0	
Pct 7023 - VBM Reporting	823	166	20.41	12	123	18	0	15	0	
Pct 7024 - Election Day Reporting	263	3	1.14	0	1	0	0	2	0	
Pct 7024 - VBM Reporting	263	13	4.94	0	9	2	0	2	0	
Pct 7025 - Election Day Reporting	417	16	4.32	3	14	0	0	1	0	
Pct 7025 - VBM Reporting	417	32	7.67	3	26	0	0	3	0	
Pct 7026 - Election Day Reporting	837	46	5.50	3	29	6	0	8	0	
Pct 7026 - VBM Reporting	837	235	28.08	22	154	27	0	32	0	
Pct 7027 - Election Day Reporting	775	53	6.84	1	41	2	0	9	0	
Pct 7027 - VBM Reporting	775	147	18.97	12	99	14	0	22	0	
Pct 7028 - Election Day Reporting	762	32	4.20	3	26	1	0	2	0	
Pct 7028 - VBM Reporting	762	91	11.94	6	73	7	0	5	0	
Pct 7029 - Election Day Reporting	802	27	3.37	2	21	2	0	1	1	
Pct 7029 - VBM Reporting	802	105	13.09	4	76	11	1	11	2	
Pct 7030 - Election Day Reporting	669	36	5.38	4	20	7	0	5	0	
Pct 7030 - VBM Reporting	669	180	26.91	22	112	27	0	18	1	
Pct 7031 - Election Day Reporting	358	12	3.35	2	5	1	0	4	0	
Pct 7031 - VBM Reporting	358	121	33.80	11	81	9	0	19	1	
Pct 7032 - Election Day Reporting	799	46	6.13	5	36	3	0	5	0	
Pct 7032 - VBM Reporting	799	151	18.90	11	115	14	0	11	0	
Pct 7033 - Election Day Reporting	706	47	6.66	6	28	5	0	8	0	
Pct 7033 - VBM Reporting	706	101	14.31	6	78	11	0	6	0	
Pct 7034 - Election Day Reporting	767	13	1.69	2	7	2	0	2	0	
Pct 7034 - VBM Reporting	767	59	7.69	2	52	2	0	3	0	
Pct 7035 - Election Day Reporting	311	23	7.40	4	17	0	0	2	0	
Pct 7035 - VBM Reporting	311	41	13.18	2	27	5	1	6	0	
Pct 7036 - Election Day Reporting	813	25	3.08	2	19	1	0	3	0	
Pct 7036 - VBM Reporting	813	171	21.03	18	123	18	2	10	0	
Pct 7037 - Election Day Reporting	687	15	2.18	0	11	0	0	4	0	
Pct 7037 - VBM Reporting	687	41	5.97	0	30	8	0	3	0	
Pct 7038 - Election Day Reporting	807	14	1.73	1	9	0	0	4	0	
Pct 7038 - VBM Reporting	807	171	21.19	22	106	21	1	21	0	
Pct 7039 - Election Day Reporting	705	56	8.23	2	43	7	0	6	0	
Pct 7039 - VBM Reporting	705	141	20.00	16	84	22	1	18	0	
Pct 7041 MB - Election Day Repor	53	0	0.00	0	0	0	0	0	0	
Pct 7041 MB - VBM Reporting	53	14	26.42	0	10	4	0	0	0	
Pct 7042 - Election Day Reporting	586	24	4.10	3	17	3	0	1	0	
Pct 7042 - VBM Reporting	586	130	22.18	11	83	18	0	17	1	
Pct 7043 - Election Day Reporting	765	23	3.01	1	16	3	0	3	0	
Pct 7043 - VBM Reporting	765	152	19.87	9	115	17	0	11	0	
Pct 7044 - Election Day Reporting	754	27	3.58	7	15	3	0	2	0	

**THE CITY AND COUNTY OF SAN FRANCISCO Statement of Vote  
PRIMARY ELECTION JUNE 2014**

NON-PARTISAN INSURANCE COMMISSIONER										
	Registration	Ballots Cast	Turnout(%)	INSURANCE COMMISSIONER	NATHALIE HRIZI	DAVE JONES	TED GAINES	WRITE-IN	Under Vote	Over Vote
Pct 7044 - VBM Reporting	754	61	8.09		8	37	10	0	6	0
Pct 7045 - Election Day Reporting	692	42	6.07		3	16	9	0	14	0
Pct 7045 - VBM Reporting	692	181	26.16		11	113	26	2	28	1
Pct 7046 - Election Day Reporting	389	25	6.43		1	19	2	0	3	0
Pct 7046 - VBM Reporting	389	95	24.42		9	63	12	0	11	0
Pct 7047 - Election Day Reporting	744	45	6.05		8	33	2	0	2	0
Pct 7047 - VBM Reporting	744	199	26.75		19	127	21	0	32	0
Pct 7048 - Election Day Reporting	725	40	5.52		7	22	3	0	8	0
Pct 7048 - VBM Reporting	725	129	17.79		10	90	14	2	13	0
Pct 7049 - Election Day Reporting	724	37	5.11		3	21	6	0	7	0
Pct 7049 - VBM Reporting	724	156	21.55		15	96	26	0	19	0
Pct 7051 - Election Day Reporting	771	29	3.76		4	14	3	1	7	0
Pct 7051 - VBM Reporting	771	199	25.81		18	136	23	3	19	0
Pct 7052 - Election Day Reporting	749	47	6.28		3	30	4	0	10	0
Pct 7052 - VBM Reporting	749	156	20.83		12	104	18	1	21	0
Pct 7053 - Election Day Reporting	400	13	3.25		2	7	3	0	1	0
Pct 7053 - VBM Reporting	400	117	29.25		9	74	24	0	10	0
Pct 7054 - Election Day Reporting	770	39	5.06		3	29	3	0	4	0
Pct 7054 - VBM Reporting	770	119	15.45		3	95	4	0	16	1
Pct 7101 MB - Election Day Repo	118	2	1.69		0	1	0	0	1	0
Pct 7101 MB - VBM Reporting	118	28	23.73		2	19	0	0	6	1
Pct 7201 - Election Day Reporting	823	69	8.38		1	52	3	0	13	0
Pct 7201 - VBM Reporting	823	169	20.53		3	107	39	0	20	0
Pct 7202 - Election Day Reporting	773	76	9.83		5	46	9	0	16	0
Pct 7202 - VBM Reporting	773	178	23.03		7	101	52	0	18	0
Pct 7203 - Election Day Reporting	779	65	8.34		4	48	5	0	8	0
Pct 7203 - VBM Reporting	779	122	15.66		5	81	23	1	12	0
Pct 7204 - Election Day Reporting	806	64	7.94		3	42	8	0	11	0
Pct 7204 - VBM Reporting	806	206	25.56		9	139	32	0	26	0
Pct 7205 - Election Day Reporting	814	81	9.95		3	46	15	1	16	0
Pct 7205 - VBM Reporting	814	228	28.01		9	138	43	0	38	0
Pct 7206 - Election Day Reporting	338	33	9.76		3	25	4	0	1	0
Pct 7206 - VBM Reporting	338	51	15.09		1	38	6	0	6	0
Pct 7207 - Election Day Reporting	546	32	5.86		5	19	3	0	5	0
Pct 7207 - VBM Reporting	546	102	18.68		6	64	18	0	14	0
Pct 7208 - Election Day Reporting	525	33	6.29		0	24	1	0	8	0
Pct 7208 - VBM Reporting	525	133	25.33		9	89	16	0	19	0
Pct 7209 - Election Day Reporting	476	36	7.56		5	21	5	0	5	0
Pct 7209 - VBM Reporting	476	186	39.08		1	118	35	0	32	0
Pct 7301 - Election Day Reporting	838	63	7.52		4	39	7	0	13	0
Pct 7301 - VBM Reporting	838	178	21.24		8	110	34	1	25	0
Pct 7302 - Election Day Reporting	722	77	10.66		4	45	9	0	19	0
Pct 7302 - VBM Reporting	722	263	36.43		12	156	55	0	40	0
Pct 7303 - Election Day Reporting	839	86	10.25		8	53	9	0	16	0
Pct 7303 - VBM Reporting	839	169	20.14		12	103	28	1	25	0
Pct 7304 - Election Day Reporting	856	91	10.63		5	60	12	0	14	0
Pct 7304 - VBM Reporting	856	187	21.85		10	120	31	0	26	0
Pct 7305 - Election Day Reporting	782	98	12.53		3	58	17	0	22	0
Pct 7305 - VBM Reporting	782	199	25.45		8	108	38	0	45	0
Pct 7306 - Election Day Reporting	880	75	8.52		6	40	11	0	18	0
Pct 7306 - VBM Reporting	880	178	20.23		13	102	36	0	27	0
Pct 7307 - Election Day Reporting	673	65	9.66		5	41	5	0	14	0
Pct 7307 - VBM Reporting	673	151	22.44		7	95	22	0	27	0
Pct 7308 - Election Day Reporting	533	58	11.07		3	28	6	0	22	0
Pct 7308 - VBM Reporting	533	158	29.64		9	102	25	0	22	0
Pct 7309 - Election Day Reporting	738	70	9.49		4	55	5	0	6	0
Pct 7309 - VBM Reporting	738	95	13.41		5	70	14	0	10	0

**THE CITY AND COUNTY OF SAN FRANCISCO Statement of Vote  
PRIMARY ELECTION JUNE 2014**

NON-PARTISAN INSURANCE COMMISSIONER												
	Registration	Ballots Cast	Turnout (%)	INSURANCE COMMISSIONER NATHALIE HRIZI	DAVE JONES	TED GAINES	WRITE-IN	Under Vote	Over Vote			
Pct 7311 - Election Day Reporting	795	66	8.30	4	45	6	0	11	0			
Pct 7311 - VBM Reporting	795	151	18.99	6	101	25	0	19	0			
Pct 7312 - Election Day Reporting	809	74	9.15	2	45	14	1	12	0			
Pct 7312 - VBM Reporting	809	242	29.91	8	150	50	0	34	0			
Pct 7313 - Election Day Reporting	768	72	9.38	2	48	12	0	10	0			
Pct 7313 - VBM Reporting	768	187	24.35	5	120	35	0	27	0			
Pct 7314 - Election Day Reporting	614	43	7.00	8	18	4	0	13	0			
Pct 7314 - VBM Reporting	614	142	23.13	10	93	9	0	30	0			
Pct 7315 - Election Day Reporting	629	55	8.74	4	31	3	0	17	0			
Pct 7315 - VBM Reporting	629	110	17.49	3	81	12	1	13	0			
Pct 7316 - Election Day Reporting	721	54	7.49	5	28	10	0	11	0			
Pct 7316 - VBM Reporting	721	160	22.19	16	100	17	1	25	1			
Pct 7317 - Election Day Reporting	823	80	9.72	10	49	11	1	9	0			
Pct 7317 - VBM Reporting	823	242	29.40	16	159	41	0	26	0			
Pct 7318 - Election Day Reporting	653	61	9.34	5	31	14	1	10	0			
Pct 7318 - VBM Reporting	653	162	24.81	16	98	16	0	34	0			
Pct 7319 - Election Day Reporting	856	50	5.84	5	31	5	0	9	0			
Pct 7319 - VBM Reporting	856	157	18.34	8	100	22	1	26	0			
Pct 7321 - Election Day Reporting	580	46	7.93	1	28	5	0	12	0			
Pct 7321 - VBM Reporting	580	131	22.59	7	82	14	0	28	0			
Pct 7322 - Election Day Reporting	743	34	4.58	7	15	2	0	10	0			
Pct 7322 - VBM Reporting	743	224	30.15	15	138	25	0	45	1			
Pct 7323 - Election Day Reporting	664	71	10.69	6	44	8	0	13	0			
Pct 7323 - VBM Reporting	664	121	18.22	8	86	8	0	19	0			
Pct 7324 - Election Day Reporting	656	46	7.01	3	30	5	0	8	0			
Pct 7324 - VBM Reporting	656	120	18.29	5	75	11	1	28	0			
Pct 7325 - Election Day Reporting	774	69	8.91	3	44	6	0	16	0			
Pct 7325 - VBM Reporting	774	134	17.31	6	78	15	0	35	0			
Pct 7326 - Election Day Reporting	736	63	8.56	10	32	8	0	13	0			
Pct 7326 - VBM Reporting	736	157	21.33	10	90	27	0	30	0			
Pct 7327 - Election Day Reporting	546	33	6.04	3	18	2	0	10	0			
Pct 7327 - VBM Reporting	546	156	28.57	5	107	9	0	35	0			
Pct 7328 - Election Day Reporting	730	36	4.93	4	13	4	0	15	0			
Pct 7328 - VBM Reporting	730	230	31.51	14	149	24	0	39	4			
Pct 7329 - Election Day Reporting	418	31	7.42	2	15	8	0	6	0			
Pct 7329 - VBM Reporting	418	125	29.90	4	71	30	0	20	0			
Pct 7331 - Election Day Reporting	798	115	14.41	8	57	26	1	23	0			
Pct 7331 - VBM Reporting	798	296	37.09	13	185	58	0	40	0			
Pct 7332 - Election Day Reporting	710	64	9.01	9	39	4	0	12	0			
Pct 7332 - VBM Reporting	710	117	16.48	9	73	21	0	14	0			
Pct 7333 - Election Day Reporting	845	75	8.88	8	50	9	0	8	0			
Pct 7333 - VBM Reporting	845	165	19.53	8	120	15	1	21	0			
Pct 7334 - Election Day Reporting	797	68	8.53	4	45	9	1	9	0			
Pct 7334 - VBM Reporting	797	150	18.82	6	109	15	0	20	0			
Pct 7335 - Election Day Reporting	821	69	8.40	2	45	10	0	12	0			
Pct 7335 - VBM Reporting	821	186	22.66	7	115	36	0	28	0			
Pct 7336 - Election Day Reporting	818	68	8.31	4	46	6	0	12	0			
Pct 7336 - VBM Reporting	818	201	24.57	6	125	52	3	15	0			
Pct 7337 - Election Day Reporting	745	59	7.92	3	38	6	0	12	0			
Pct 7337 - VBM Reporting	745	200	26.85	7	122	43	0	28	0			
Pct 7338 - Election Day Reporting	797	40	5.02	4	19	8	0	9	0			
Pct 7338 - VBM Reporting	797	259	31.99	8	164	31	0	52	0			
Pct 7339 - Election Day Reporting	531	52	9.79	9	29	8	0	6	0			
Pct 7339 - VBM Reporting	531	118	22.22	8	67	8	0	13	2			
Pct 7341 - Election Day Reporting	721	64	8.88	11	33	9	0	11	0			
Pct 7341 - VBM Reporting	721	138	19.14	14	98	10	1	15	0			
Pct 7342 - Election Day Reporting	819	113	13.80	10	74	15	0	14	0			

**THE CITY AND COUNTY OF SAN FRANCISCO Statement of Vote  
PRIMARY ELECTION JUNE 2014**

NON-PARTISAN INSURANCE COMMISSIONER											
	Registration	Ballots Cast	Turnout(%)	INSURANCE COMMISSIONER NATHALIE HRZI	DAVE JONES	TED GAINES	WRITE-IN	Under Vote	Over Vote		
Pct 7342 - VBM Reporting	819	135	16.48	8	83	25	0	18	1		
Pct 7343 - Election Day Reporting	588	68	11.56	9	41	9	0	9	0		
Pct 7343 - VBM Reporting	588	83	14.12	7	53	7	0	16	0		
Pct 7344 - Election Day Reporting	941	89	9.46	8	64	8	0	9	0		
Pct 7344 - VBM Reporting	941	179	19.02	9	123	21	0	25	1		
Pct 7345 - Election Day Reporting	847	61	7.20	4	48	3	0	6	0		
Pct 7345 - VBM Reporting	847	127	14.99	5	102	14	0	6	0		
Pct 7346 - Election Day Reporting	759	77	10.14	5	54	8	0	10	0		
Pct 7346 - VBM Reporting	759	103	13.57	6	79	10	1	7	0		
Pct 7347 - Election Day Reporting	830	60	7.23	6	43	3	0	8	0		
Pct 7347 - VBM Reporting	830	129	15.54	9	96	16	0	8	0		
Pct 7348 - Election Day Reporting	754	68	9.02	7	45	9	0	7	0		
Pct 7348 - VBM Reporting	754	134	17.77	14	92	14	0	14	0		
Pct 7349 - Election Day Reporting	773	76	9.83	6	51	3	0	16	0		
Pct 7349 - VBM Reporting	773	156	20.18	13	101	23	0	19	0		
Pct 7501 - Election Day Reporting	486	58	11.93	3	39	6	0	10	0		
Pct 7501 - VBM Reporting	486	75	15.43	1	42	17	0	15	0		
Pct 7502 - Election Day Reporting	661	46	6.96	3	33	2	0	8	0		
Pct 7502 - VBM Reporting	661	127	19.21	4	90	20	1	12	0		
Pct 7503 - Election Day Reporting	687	53	7.71	6	30	6	0	11	0		
Pct 7503 - VBM Reporting	687	135	19.65	3	94	22	0	15	1		
Pct 7504 - Election Day Reporting	425	32	7.53	0	19	6	0	7	0		
Pct 7504 - VBM Reporting	425	101	23.76	2	73	19	0	7	0		
Pct 7505 - Election Day Reporting	798	91	11.40	7	54	11	0	19	0		
Pct 7505 - VBM Reporting	798	314	39.35	16	218	40	0	39	1		
Pct 7506 - Election Day Reporting	736	42	5.71	4	31	2	0	5	0		
Pct 7506 - VBM Reporting	736	127	17.26	6	95	14	0	12	0		
Pct 7507 - Election Day Reporting	866	64	7.39	8	42	2	0	12	0		
Pct 7507 - VBM Reporting	866	173	19.98	21	113	21	0	18	0		
Pct 7508 - Election Day Reporting	656	76	11.59	4	49	12	0	11	0		
Pct 7508 - VBM Reporting	656	220	33.54	15	143	33	0	28	1		
Pct 7509/7511 - Election Day Rep	853	86	10.08	8	54	11	0	13	0		
Pct 7509/7511 - VBM Reporting	853	207	24.27	15	144	26	1	21	0		
Pct 7512 - Election Day Reporting	570	44	7.72	0	35	5	0	4	0		
Pct 7512 - VBM Reporting	570	119	20.88	8	74	24	0	13	0		
Pct 7513 - Election Day Reporting	699	72	10.30	5	50	4	0	13	0		
Pct 7513 - VBM Reporting	699	100	14.31	3	80	13	0	4	0		
Pct 7514 - Election Day Reporting	811	28	3.45	2	17	2	1	6	0		
Pct 7514 - VBM Reporting	811	165	20.35	9	128	9	0	19	0		
Pct 7515 - Election Day Reporting	774	68	8.79	6	49	4	0	9	0		
Pct 7515 - VBM Reporting	774	174	22.48	17	121	15	0	21	0		
Pct 7516 - Election Day Reporting	744	86	11.56	6	64	6	0	10	0		
Pct 7516 - VBM Reporting	744	221	29.70	18	155	23	0	24	1		
Pct 7517 - Election Day Reporting	822	86	10.46	4	69	4	0	9	0		
Pct 7517 - VBM Reporting	822	123	14.96	10	86	6	0	20	1		
Pct 7518 - Election Day Reporting	795	102	12.83	10	71	8	0	13	0		
Pct 7518 - VBM Reporting	795	131	16.48	5	95	9	0	22	0		
Pct 7519 - Election Day Reporting	693	60	8.66	7	45	3	0	4	1		
Pct 7519 - VBM Reporting	693	91	13.13	12	63	5	0	11	0		
Pct 7521 - Election Day Reporting	728	68	9.34	9	46	7	0	6	0		
Pct 7521 - VBM Reporting	728	112	15.38	12	80	6	1	13	0		
Pct 7522 - Election Day Reporting	771	65	8.55	12	50	1	0	6	0		
Pct 7522 - VBM Reporting	771	103	13.36	8	79	3	0	12	1		
Pct 7523 - Election Day Reporting	696	93	13.36	10	72	3	1	7	0		
Pct 7523 - VBM Reporting	696	95	13.65	15	69	4	0	7	0		
Pct 7524 - Election Day Reporting	580	57	9.83	4	39	2	0	12	0		
Pct 7524 - VBM Reporting	580	80	13.79	4	52	12	0	12	0		



**THE CITY AND COUNTY OF SAN FRANCISCO Statement of Vote  
PRIMARY ELECTION JUNE 2014**

NON-PARTISAN INSURANCE COMMISSIONER													
	Registration	Ballots Cast	Turnout (%)	INSURANCE COMMISSIONER NATHALIE HRIZI	DAVE JONES	TED GAINES	WRITE-IN	Under Vote	Over Vote				
Pct 7525 - Election Day Reporting	780	59	7.56	5	43	4	0	7	0				
Pct 7525 - VBM Reporting	780	120	15.39	13	95	5	1	6	0				
Pct 7526 - Election Day Reporting	789	69	8.75	8	54	2	0	9	0				
Pct 7526 - VBM Reporting	789	135	17.11	8	104	4	0	19	0				
Pct 7527/7528 - Election Day Rep	679	80	11.78	6	55	7	0	12	0				
Pct 7527/7528 - VBM Reporting	679	131	19.29	10	84	21	0	15	1				
Pct 7529 - Election Day Reporting	812	84	10.34	11	58	2	0	13	0				
Pct 7529 - VBM Reporting	812	115	14.16	6	96	3	0	9	1				
Pct 7531 - Election Day Reporting	805	66	8.20	13	42	3	0	8	0				
Pct 7531 - VBM Reporting	805	91	11.30	4	73	1	0	13	0				
Pct 7532 - Election Day Reporting	639	65	10.17	5	41	6	0	13	0				
Pct 7532 - VBM Reporting	639	95	15.34	9	60	16	0	13	0				
Pct 7533 - Election Day Reporting	810	104	12.84	8	70	11	1	14	0				
Pct 7533 - VBM Reporting	810	97	11.98	7	70	7	0	13	0				
Pct 7534 - Election Day Reporting	762	86	11.29	4	65	5	0	12	0				
Pct 7534 - VBM Reporting	762	90	11.81	6	70	2	0	12	0				
Pct 7535 - Election Day Reporting	671	102	15.20	12	69	1	0	20	0				
Pct 7535 - VBM Reporting	671	90	13.41	11	64	6	0	9	0				
Pct 7536 - Election Day Reporting	749	91	12.15	11	57	4	0	19	0				
Pct 7536 - VBM Reporting	749	136	18.16	9	109	4	0	14	0				
Pct 7537 - Election Day Reporting	666	76	11.41	13	51	4	0	8	0				
Pct 7537 - VBM Reporting	666	108	16.22	7	82	4	0	15	0				
Pct 7538 - Election Day Reporting	728	96	13.19	14	73	1	1	7	0				
Pct 7538 - VBM Reporting	728	115	15.80	6	95	1	1	12	0				
Pct 7539 - Election Day Reporting	868	120	13.82	12	86	5	0	17	0				
Pct 7539 - VBM Reporting	868	118	13.59	18	80	7	1	12	0				
Pct 7541 - Election Day Reporting	732	79	10.79	11	51	8	0	9	0				
Pct 7541 - VBM Reporting	732	119	16.26	7	86	9	0	17	0				
Pct 7542 - Election Day Reporting	780	83	10.64	11	56	2	1	13	0				
Pct 7542 - VBM Reporting	780	118	15.13	12	90	6	0	10	0				
Pct 7543 - Election Day Reporting	845	69	8.17	8	49	2	0	10	0				
Pct 7543 - VBM Reporting	845	175	20.71	11	128	8	0	28	0				
Pct 7544 - Election Day Reporting	801	85	10.61	6	67	3	0	9	0				
Pct 7544 - VBM Reporting	801	138	17.23	13	100	7	0	18	0				
Pct 7545 - Election Day Reporting	779	82	10.53	7	58	1	0	16	0				
Pct 7545 - VBM Reporting	779	143	18.36	9	109	8	1	16	0				
Pct 7546 - Election Day Reporting	836	95	11.84	12	71	4	0	12	0				
Pct 7546 - VBM Reporting	836	141	16.87	23	94	8	0	16	0				
Pct 7547 - Election Day Reporting	885	83	9.38	12	58	0	0	13	0				
Pct 7547 - VBM Reporting	885	123	13.90	24	81	4	0	14	0				
Pct 7548 - Election Day Reporting	919	72	7.83	13	46	8	0	5	0				
Pct 7548 - VBM Reporting	919	168	18.28	13	131	6	0	18	0				
Pct 7549 - Election Day Reporting	734	80	10.90	11	54	6	0	9	0				
Pct 7549 - VBM Reporting	734	131	17.85	12	94	8	0	17	0				
Pct 7551 - Election Day Reporting	629	91	14.47	7	64	6	0	14	0				
Pct 7551 - VBM Reporting	629	99	15.74	10	76	5	0	8	0				
Pct 7552 - Election Day Reporting	659	86	13.35	7	63	6	0	12	0				
Pct 7552 - VBM Reporting	659	120	18.21	8	86	10	1	15	0				
Pct 7553 MB - Election Day Repo	154	3	1.95	1	1	0	0	1	0				
Pct 7553 MB - VBM Reporting	154	54	35.06	2	43	6	0	3	0				
Pct 7554 - Election Day Reporting	753	85	11.29	4	56	8	0	17	0				
Pct 7554 - VBM Reporting	753	167	22.18	4	118	14	0	31	0				
Pct 7555 - Election Day Reporting	834	113	13.55	6	86	2	0	19	0				
Pct 7555 - VBM Reporting	834	173	20.74	8	131	6	0	28	0				
Pct 7556/7557 - Election Day Rep	919	113	12.30	10	70	11	1	21	0				
Pct 7556/7557 - VBM Reporting	919	207	22.52	12	154	17	0	24	0				
Pct 7601 - Election Day Reporting	803	54	6.72	9	34	6	0	5	0				

**THE CITY AND COUNTY OF SAN FRANCISCO Statement of Vote  
PRIMARY ELECTION JUNE 2014**

NON-PARTISAN INSURANCE COMMISSIONER										
	Registration	Ballots Cast	Turnout(%)	INSURANCE COMMISSIONER						
				NATHALIE HRIZI	DAVE JONES	TED GAINES	WRITE IN	Under Vote	Over Vote	
Pct 7601 - VBM Reporting	803	100	12.45	11	63	11	1	11	3	
Pct 7602 - Election Day Reporting	794	60	7.56	8	40	3	0	9	0	
Pct 7602 - VBM Reporting	794	115	14.48	7	82	9	0	17	0	
Pct 7603 - Election Day Reporting	713	70	9.82	10	49	7	0	4	0	
Pct 7603 - VBM Reporting	713	112	15.71	9	86	7	0	10	0	
Pct 7604 - Election Day Reporting	715	68	9.51	5	46	6	0	11	0	
Pct 7604 - VBM Reporting	715	117	16.36	20	76	11	0	10	0	
Pct 7605 - Election Day Reporting	696	54	7.76	7	30	5	0	12	0	
Pct 7605 - VBM Reporting	696	128	18.39	14	82	12	0	19	1	
Pct 7606 - Election Day Reporting	770	57	7.40	5	38	7	0	7	0	
Pct 7606 - VBM Reporting	770	108	14.16	22	62	16	0	9	0	
Pct 7607 - Election Day Reporting	836	57	6.82	5	30	10	1	11	0	
Pct 7607 - VBM Reporting	836	145	17.34	10	104	15	1	15	0	
Pct 7608 - Election Day Reporting	435	37	8.51	1	27	4	0	5	0	
Pct 7608 - VBM Reporting	435	83	19.08	12	55	4	0	12	0	
Pct 7609 - Election Day Reporting	839	57	6.79	4	34	5	0	14	0	
Pct 7609 - VBM Reporting	839	203	24.91	23	149	10	1	26	0	
Pct 7611 - Election Day Reporting	805	62	7.70	11	29	6	1	15	0	
Pct 7611 - VBM Reporting	805	146	18.14	22	92	12	0	20	0	
Pct 7612 - Election Day Reporting	598	50	8.36	4	27	9	0	10	0	
Pct 7612 - VBM Reporting	598	140	23.41	5	102	18	0	15	0	
Pct 7613 - Election Day Reporting	837	90	10.75	15	58	4	0	13	0	
Pct 7613 - VBM Reporting	837	151	18.04	16	102	19	0	14	0	
Pct 7614 - Election Day Reporting	895	50	5.59	9	26	6	0	9	0	
Pct 7614 - VBM Reporting	895	144	16.09	22	97	16	0	7	2	
Pct 7615 - Election Day Reporting	875	48	5.60	5	26	4	0	14	0	
Pct 7615 - VBM Reporting	875	139	15.89	19	87	15	0	19	0	
Pct 7616 - Election Day Reporting	461	35	7.59	2	28	2	0	3	0	
Pct 7616 - VBM Reporting	461	89	19.31	4	65	7	0	13	0	
Pct 7617 - Election Day Reporting	720	55	7.64	4	37	3	1	8	2	
Pct 7617 - VBM Reporting	720	150	20.83	12	98	20	1	17	2	
Pct 7618 - Election Day Reporting	789	64	8.11	8	44	2	0	10	0	
Pct 7618 - VBM Reporting	789	173	21.93	12	125	15	0	20	1	
Pct 7619 - Election Day Reporting	983	68	6.92	12	47	3	0	6	0	
Pct 7619 - VBM Reporting	983	186	18.92	13	125	21	1	25	1	
Pct 7621 - Election Day Reporting	864	53	6.13	9	40	3	0	1	0	
Pct 7621 - VBM Reporting	864	160	18.52	11	116	18	0	15	0	
Pct 7622 - Election Day Reporting	881	46	5.22	10	24	4	0	8	0	
Pct 7622 - VBM Reporting	881	133	15.10	6	102	13	0	12	0	
Pct 7623 - Election Day Reporting	766	25	3.26	2	16	1	0	6	0	
Pct 7623 - VBM Reporting	766	116	15.14	11	84	14	0	7	0	
Pct 7624 - Election Day Reporting	890	69	7.75	10	43	8	0	8	0	
Pct 7624 - VBM Reporting	890	131	14.72	16	96	10	0	8	1	
Pct 7625 - Election Day Reporting	842	67	7.96	4	38	8	0	17	0	
Pct 7625 - VBM Reporting	842	346	41.09	20	218	37	1	67	3	
Pct 7626 - Election Day Reporting	898	56	6.24	3	43	7	1	2	0	
Pct 7626 - VBM Reporting	898	183	20.38	8	118	29	1	27	0	
Pct 7627 - Election Day Reporting	944	48	5.08	2	32	8	1	5	0	
Pct 7627 - VBM Reporting	944	185	20.02	8	107	48	0	26	0	
Pct 7628 - Election Day Reporting	864	68	7.87	9	45	5	0	8	1	
Pct 7628 - VBM Reporting	864	141	16.32	25	99	5	1	11	0	
Pct 7629 - Election Day Reporting	711	33	4.64	6	24	0	0	3	0	
Pct 7629 - VBM Reporting	711	110	15.47	13	74	8	0	15	0	
Pct 7631 - Election Day Reporting	761	46	6.04	4	31	9	0	2	0	
Pct 7631 - VBM Reporting	761	156	20.50	13	109	15	0	18	1	
Pct 7632 - Election Day Reporting	646	33	5.11	5	25	3	0	0	0	
Pct 7632 - VBM Reporting	646	117	18.11	14	77	14	0	12	0	

**THE CITY AND COUNTY OF SAN FRANCISCO Statement of Vote  
PRIMARY ELECTION JUNE 2014**

NON-PARTISAN INSURANCE COMMISSIONER												
	Registration	Ballois Cast	Turnout (%)	INSURANCE COMMISSIONER NATHALIE HRIZI	DAVE JONES	TED GAINES	WRITE-IN	Under Vote	Over Vote			
Pct 7633 - Election Day Reporting	627	44	7.02	4	32	2	1	5	0			
Pct 7633 - VBM Reporting	627	189	30.14	8	131	17	0	33	0			
Pct 7634 - Election Day Reporting	854	56	6.56	1	39	4	0	12	0			
Pct 7634 - VBM Reporting	854	209	24.47	25	122	28	0	34	0			
Pct 7635 - Election Day Reporting	689	26	3.77	3	17	3	0	3	0			
Pct 7635 - VBM Reporting	689	118	17.13	15	80	8	3	12	0			
Pct 7636 - Election Day Reporting	858	56	6.53	8	32	3	1	12	0			
Pct 7636 - VBM Reporting	858	128	14.69	5	87	17	0	17	0			
Pct 7637 - Election Day Reporting	915	49	5.36	3	29	7	0	10	0			
Pct 7637 - VBM Reporting	915	203	22.08	8	132	36	1	25	0			
Pct 7638 - Election Day Reporting	879	45	5.12	1	30	8	0	6	0			
Pct 7638 - VBM Reporting	879	248	28.21	7	164	52	1	24	0			
Pct 7639 - Election Day Reporting	821	52	6.33	4	30	8	0	10	0			
Pct 7639 - VBM Reporting	821	172	20.95	10	119	23	0	20	0			
Pct 7641 - Election Day Reporting	847	62	7.32	4	40	6	0	12	0			
Pct 7641 - VBM Reporting	847	211	24.91	10	134	40	0	27	0			
Pct 7642 - Election Day Reporting	863	49	5.68	6	26	11	0	6	0			
Pct 7642 - VBM Reporting	863	352	40.79	48	162	43	0	99	0			
Pct 7643 - Election Day Reporting	777	44	5.66	7	28	4	0	5	0			
Pct 7643 - VBM Reporting	777	206	26.51	8	142	30	0	25	1			
Pct 7644 - Election Day Reporting	864	45	5.21	0	22	10	0	13	0			
Pct 7644 - VBM Reporting	864	133	15.39	6	88	18	0	21	0			
Pct 7645 - Election Day Reporting	577	34	5.89	3	16	8	0	7	0			
Pct 7645 - VBM Reporting	577	163	28.25	7	94	28	0	34	0			
Pct 7646 - Election Day Reporting	880	47	5.34	2	35	2	0	8	0			
Pct 7646 - VBM Reporting	880	174	19.77	8	124	22	0	20	0			
Pct 7647 - Election Day Reporting	835	40	4.79	7	29	3	0	0	1			
Pct 7647 - VBM Reporting	835	89	10.66	11	60	11	0	7	0			
Pct 7648 MB - Election Day Reporting	85	1	1.18	0	1	0	0	0	0			
Pct 7648 MB - VBM Reporting	85	20	23.53	1	10	5	1	3	0			
Pct 7701 - Election Day Reporting	881	99	11.24	8	63	13	0	15	0			
Pct 7701 - VBM Reporting	881	205	23.27	15	139	39	0	12	0			
Pct 7702 - Election Day Reporting	678	69	10.18	4	47	10	0	8	0			
Pct 7702 - VBM Reporting	678	196	28.91	5	117	44	0	29	1			
Pct 7703 MB - Election Day Reporting	146	1	0.68	0	0	0	0	1	0			
Pct 7703 MB - VBM Reporting	146	38	26.03	9	21	2	0	5	1			
Pct 7704 - Election Day Reporting	887	87	9.81	4	52	16	0	15	0			
Pct 7704 - VBM Reporting	887	277	31.23	19	161	62	1	34	0			
Pct 7705 - Election Day Reporting	509	70	13.75	6	40	10	0	13	1			
Pct 7705 - VBM Reporting	509	144	28.29	6	83	32	0	23	0			
Pct 7706 - Election Day Reporting	785	114	14.52	3	70	25	0	16	0			
Pct 7706 - VBM Reporting	785	208	26.24	12	138	32	0	24	0			
Pct 7707 - Election Day Reporting	779	111	14.25	5	82	12	0	12	0			
Pct 7707 - VBM Reporting	779	229	29.40	7	162	32	0	28	0			
Pct 7708 - Election Day Reporting	819	92	11.23	3	74	8	1	6	0			
Pct 7708 - VBM Reporting	819	235	28.69	10	168	26	2	29	0			
Pct 7709 - Election Day Reporting	325	48	14.77	5	31	5	0	7	0			
Pct 7709 - VBM Reporting	325	90	27.69	4	67	8	0	11	0			
Pct 7711 - Election Day Reporting	713	94	13.18	13	63	4	0	14	0			
Pct 7711 - VBM Reporting	713	188	26.37	15	134	22	1	16	0			
Pct 7712 - Election Day Reporting	490	66	13.47	6	44	3	1	12	0			
Pct 7712 - VBM Reporting	490	120	24.49	14	88	12	0	6	0			
Pct 7801 - Election Day Reporting	904	116	13.05	11	78	6	0	23	0			
Pct 7801 - VBM Reporting	904	230	25.44	6	165	25	0	34	0			
Pct 7802 - Election Day Reporting	713	100	14.03	9	68	3	0	20	0			
Pct 7802 - VBM Reporting	713	174	24.40	3	138	15	0	18	0			
Pct 7803 - Election Day Reporting	774	77	9.95	2	57	4	0	14	0			

**THE CITY AND COUNTY OF SAN FRANCISCO Statement of Vote  
PRIMARY ELECTION JUNE 2014**

NON-PARTISAN INSURANCE COMMISSIONER										
	Registration	Ballots Cast	Turnout (%)	INSURANCE COMMISSIONER NATHALIE HRIZI	DAVE JONES	TED GAINES	WRITE-IN	Under Vote	Over Vote	
Pct 7803 - VBM Reporting	774	261	33.72	11	211	15	0	24	0	
Pct 7804 - Election Day Reporting	833	114	13.69	9	80	10	1	14	0	
Pct 7804 - VBM Reporting	833	220	26.41	8	168	11	1	32	0	
Pct 7805 - Election Day Reporting	803	94	11.71	8	77	0	0	9	0	
Pct 7805 - VBM Reporting	803	182	22.67	11	138	10	1	22	0	
Pct 7806 - Election Day Reporting	677	81	11.96	7	57	3	0	14	0	
Pct 7806 - VBM Reporting	677	126	18.61	9	100	10	0	13	0	
Pct 7807 - Election Day Reporting	672	103	15.33	12	74	4	0	13	0	
Pct 7807 - VBM Reporting	672	106	15.77	8	80	4	0	14	0	
Pct 7808 - Election Day Reporting	644	92	14.29	9	67	3	0	13	0	
Pct 7808 - VBM Reporting	644	125	19.41	7	100	6	1	11	0	
Pct 7809 - Election Day Reporting	809	104	12.86	5	81	2	1	15	0	
Pct 7809 - VBM Reporting	809	163	20.15	21	114	10	0	18	0	
Pct 7811 - Election Day Reporting	692	85	12.28	10	62	2	0	11	0	
Pct 7811 - VBM Reporting	692	126	18.21	9	96	7	1	13	0	
Pct 7812 - Election Day Reporting	798	106	13.28	9	74	10	0	13	0	
Pct 7812 - VBM Reporting	798	163	20.43	7	125	11	0	20	0	
Pct 7813 - Election Day Reporting	880	118	13.41	9	86	3	1	19	0	
Pct 7813 - VBM Reporting	880	195	22.16	9	143	17	0	26	0	
Pct 7814 - Election Day Reporting	792	73	9.22	14	43	3	2	11	0	
Pct 7814 - VBM Reporting	792	103	13.01	15	67	9	0	11	1	
Pct 7815 - Election Day Reporting	847	102	12.04	7	74	9	0	12	0	
Pct 7815 - VBM Reporting	847	226	26.68	12	186	5	0	23	0	
Pct 7816 - Election Day Reporting	832	95	11.42	4	75	5	0	11	0	
Pct 7816 - VBM Reporting	832	250	30.05	10	213	8	1	18	0	
Pct 7817 - Election Day Reporting	755	129	17.09	15	88	4	1	21	0	
Pct 7817 - VBM Reporting	755	176	23.31	8	142	3	0	23	0	
Pct 7818 - Election Day Reporting	809	108	13.35	14	77	3	0	14	0	
Pct 7818 - VBM Reporting	809	175	21.63	6	146	6	0	16	1	
Pct 7819 - Election Day Reporting	758	113	14.91	12	80	5	1	14	1	
Pct 7819 - VBM Reporting	758	154	20.32	12	109	17	0	15	1	
Pct 7821 - Election Day Reporting	891	124	13.92	11	91	3	0	19	0	
Pct 7821 - VBM Reporting	891	246	27.83	20	176	21	0	31	0	
Pct 7822 - Election Day Reporting	863	127	14.72	13	92	5	0	17	0	
Pct 7822 - VBM Reporting	863	159	18.42	8	124	11	0	16	0	
Pct 7823 - Election Day Reporting	816	122	14.95	8	96	1	0	17	0	
Pct 7823 - VBM Reporting	816	186	23.04	13	138	12	0	25	0	
Pct 7824 - Election Day Reporting	763	101	13.24	10	65	4	1	21	0	
Pct 7824 - VBM Reporting	763	166	21.76	6	136	9	0	15	0	
Pct 7825 - Election Day Reporting	535	76	14.21	8	52	2	0	14	0	
Pct 7825 - VBM Reporting	535	101	18.88	10	75	8	0	8	0	
Pct 7826 - Election Day Reporting	642	103	16.04	16	63	0	0	24	0	
Pct 7826 - VBM Reporting	642	98	15.26	5	75	4	0	14	0	
Pct 7827 - Election Day Reporting	837	108	12.90	20	66	10	1	11	0	
Pct 7827 - VBM Reporting	837	137	16.37	23	91	8	0	15	0	
Pct 7828 - Election Day Reporting	900	96	10.67	6	71	8	0	11	0	
Pct 7828 - VBM Reporting	900	235	26.11	13	167	31	0	24	0	
Pct 7829 - Election Day Reporting	810	115	14.20	2	94	7	0	12	0	
Pct 7829 - VBM Reporting	810	234	28.89	8	181	10	0	35	0	
Pct 7831 - Election Day Reporting	851	116	13.63	10	89	3	0	14	0	
Pct 7831 - VBM Reporting	851	194	22.80	10	160	8	0	16	0	
Pct 7832 - Election Day Reporting	759	94	12.38	11	67	0	0	16	0	
Pct 7832 - VBM Reporting	759	211	27.80	11	162	13	0	25	0	
Pct 7833 - Election Day Reporting	742	78	10.51	8	51	7	0	12	0	
Pct 7833 - VBM Reporting	742	148	19.95	8	107	7	0	26	0	
Pct 7834 - Election Day Reporting	823	105	12.76	16	64	4	0	21	0	
Pct 7834 - VBM Reporting	823	130	15.80	14	98	6	0	12	0	

**THE CITY AND COUNTY OF SAN FRANCISCO Statement of Vote  
PRIMARY ELECTION JUNE 2014**

NON-PARTISAN INSURANCE COMMISSIONER												
	Registration	Ballots Cast	Turnout (%)	INSURANCE COMMISSIONER								
				NATHALIE HRIZI	DAVE JONES	TED GAINES	WRITE-IN	Under Vote	Over Vote			
Pct 7835 - Election Day Reporting	765	69	9.02	3	46	7	0	13	0			
Pct 7835 - VBM Reporting	765	193	25.23	11	140	19	0	23	0			
Pct 7836 - Election Day Reporting	880	106	12.05	11	74	8	1	12	0			
Pct 7836 - VBM Reporting	880	230	26.14	16	170	23	0	21	0			
Pct 7837 - Election Day Reporting	853	125	14.65	5	97	6	0	17	0			
Pct 7837 - VBM Reporting	853	207	24.27	8	161	17	0	21	0			
Pct 7838 - Election Day Reporting	846	109	12.88	13	74	3	0	19	0			
Pct 7838 - VBM Reporting	846	238	28.13	9	192	11	0	26	0			
Pct 7839 - Election Day Reporting	805	98	12.17	8	61	10	1	18	0			
Pct 7839 - VBM Reporting	805	232	28.82	7	174	34	0	17	0			
Pct 7841 - Election Day Reporting	874	124	14.19	8	97	2	0	17	0			
Pct 7841 - VBM Reporting	874	175	20.02	11	124	16	1	23	0			
Pct 7842 - Election Day Reporting	832	111	13.34	12	73	11	1	14	0			
Pct 7842 - VBM Reporting	832	148	17.79	8	102	18	0	20	0			
Pct 7843 - Election Day Reporting	740	96	12.97	12	70	3	1	10	0			
Pct 7843 - VBM Reporting	740	131	17.70	13	93	13	0	12	0			
Pct 7844 - Election Day Reporting	680	72	10.59	12	42	4	1	13	0			
Pct 7844 - VBM Reporting	680	121	17.79	11	85	12	0	13	0			
Pct 7845 - Election Day Reporting	839	102	12.16	8	75	7	0	12	0			
Pct 7845 - VBM Reporting	839	178	20.98	9	134	10	0	23	0			
Pct 7846 - Election Day Reporting	863	106	12.51	7	77	8	0	16	0			
Pct 7846 - VBM Reporting	863	206	23.87	8	147	25	0	26	0			
Pct 7847 - Election Day Reporting	845	107	12.66	4	80	9	0	14	0			
Pct 7847 - VBM Reporting	845	199	23.55	20	141	16	0	22	0			
Pct 7848 - Election Day Reporting	861	116	13.47	8	83	3	0	22	0			
Pct 7848 - VBM Reporting	861	197	22.88	19	148	7	0	22	1			
Pct 7849 - Election Day Reporting	885	128	14.46	11	102	4	0	11	0			
Pct 7849 - VBM Reporting	885	166	18.76	14	119	10	0	23	0			
Pct 7851 - Election Day Reporting	492	64	13.01	2	41	12	1	8	0			
Pct 7851 - VBM Reporting	492	154	31.30	10	117	12	0	15	0			
Pct 7852 - Election Day Reporting	604	87	14.40	2	61	12	0	12	0			
Pct 7852 - VBM Reporting	604	193	31.95	10	146	16	1	20	0			
Pct 7853 - Election Day Reporting	805	86	10.68	8	57	6	0	15	0			
Pct 7853 - VBM Reporting	805	194	24.10	12	141	20	0	21	0			
Pct 7854 - Election Day Reporting	845	101	11.95	1	75	7	0	17	1			
Pct 7854 - VBM Reporting	845	184	21.78	9	126	15	1	33	0			
Pct 7855 - Election Day Reporting	873	104	11.91	17	68	3	0	18	0			
Pct 7855 - VBM Reporting	873	179	20.50	16	130	15	1	17	0			
Pct 7856 - Election Day Reporting	766	101	13.19	8	74	3	0	16	0			
Pct 7856 - VBM Reporting	766	147	19.19	10	112	10	1	14	0			
Pct 7857 - Election Day Reporting	864	102	11.81	20	60	7	0	15	0			
Pct 7857 - VBM Reporting	864	191	22.11	26	121	16	1	27	0			
Pct 7858 - Election Day Reporting	691	89	12.88	9	55	11	1	13	0			
Pct 7858 - VBM Reporting	691	106	15.34	12	82	2	0	10	0			
Pct 7859 - Election Day Reporting	788	104	13.20	8	74	11	0	11	0			
Pct 7859 - VBM Reporting	788	197	25.00	7	153	21	0	16	0			
Pct 7861 - Election Day Reporting	821	95	11.57	9	61	7	1	17	0			
Pct 7861 - VBM Reporting	821	178	21.88	5	133	16	1	23	0			
Pct 7862 - Election Day Reporting	850	129	15.18	11	91	10	0	17	0			
Pct 7862 - VBM Reporting	850	177	20.82	12	126	14	0	25	0			
Pct 7863 - Election Day Reporting	841	127	15.10	14	81	10	0	22	0			
Pct 7863 - VBM Reporting	841	146	17.36	11	110	7	0	18	0			
Pct 7864 - Election Day Reporting	752	85	11.30	7	57	8	0	13	0			
Pct 7864 - VBM Reporting	752	130	17.29	4	91	10	0	25	0			
Pct 7865 - Election Day Reporting	788	101	12.82	15	68	3	0	15	0			
Pct 7865 - VBM Reporting	788	173	21.95	13	120	17	0	23	0			
Pct 7866 - Election Day Reporting	765	106	13.86	8	72	10	0	16	0			

**THE CITY AND COUNTY OF SAN FRANCISCO Statement of Vote  
PRIMARY ELECTION JUNE 2014**

NON-PARTISAN INSURANCE COMMISSIONER											
	Registration	Ballots Cast	Turnout (%)	INSURANCE COMMISSIONER NATHALIE HRIZI	DAVE JONES	TED GAINES	WRITE-IN	Under Vote	Over Vote		
Pct 7866 - VBM Reporting	765	243	31.76	10	168	44	0	21	0		
Pct 7867 - Election Day Reporting	865	123	14.22	11	89	7	0	16	0		
Pct 7867 - VBM Reporting	865	237	27.40	17	180	14	1	25	0		
Pct 7868 - Election Day Reporting	799	81	10.14	7	50	10	0	14	0		
Pct 7868 - VBM Reporting	799	238	29.79	11	181	26	1	19	0		
Pct 7869 - Election Day Reporting	813	110	13.53	7	79	3	0	21	0		
Pct 7869 - VBM Reporting	813	233	28.66	9	167	31	0	26	0		
Pct 7871 - Election Day Reporting	827	130	15.72	9	95	10	0	16	0		
Pct 7871 - VBM Reporting	827	210	25.39	8	168	9	2	23	0		
Pct 7872 - Election Day Reporting	851	140	16.45	7	94	9	0	30	0		
Pct 7872 - VBM Reporting	851	180	21.15	14	133	13	0	20	0		
Pct 7873 - Election Day Reporting	839	126	15.02	5	93	5	0	23	0		
Pct 7873 - VBM Reporting	839	205	24.43	8	154	16	0	27	0		
Pct 7874 - Election Day Reporting	441	51	11.56	5	35	4	1	6	0		
Pct 7874 - VBM Reporting	441	106	24.04	7	86	6	0	7	0		
Pct 7875 - Election Day Reporting	550	58	10.55	8	39	5	0	6	0		
Pct 7875 - VBM Reporting	550	127	23.09	12	85	15	0	15	0		
Pct 7901 - Election Day Reporting	939	67	7.14	7	39	3	1	17	0		
Pct 7901 - VBM Reporting	939	163	17.36	16	119	12	0	13	3		
Pct 7902 - Election Day Reporting	805	75	9.32	11	53	3	2	6	0		
Pct 7902 - VBM Reporting	805	106	13.17	13	77	8	0	8	0		
Pct 7903 - Election Day Reporting	808	77	9.53	16	41	4	0	16	0		
Pct 7903 - VBM Reporting	808	127	15.72	20	79	11	0	17	0		
Pct 7904 - Election Day Reporting	794	53	6.68	7	31	6	0	8	1		
Pct 7904 - VBM Reporting	794	131	16.50	23	80	12	0	16	0		
Pct 7905 - Election Day Reporting	785	87	11.08	8	61	2	0	16	0		
Pct 7905 - VBM Reporting	785	147	18.73	12	106	10	1	18	0		
Pct 7906 - Election Day Reporting	712	77	10.81	15	51	3	0	8	0		
Pct 7906 - VBM Reporting	712	100	14.04	11	65	7	0	17	0		
Pct 7907 - Election Day Reporting	883	85	9.63	14	55	4	0	12	0		
Pct 7907 - VBM Reporting	883	139	15.74	12	115	5	0	7	0		
Pct 7908 - Election Day Reporting	921	131	14.22	17	80	12	0	22	0		
Pct 7908 - VBM Reporting	921	191	20.74	20	110	20	0	38	3		
Pct 7909 - Election Day Reporting	696	69	9.91	15	42	2	0	10	0		
Pct 7909 - VBM Reporting	696	103	14.80	14	71	6	0	12	0		
Pct 7911 - Election Day Reporting	832	97	11.66	13	70	3	1	10	0		
Pct 7911 - VBM Reporting	832	120	14.42	12	83	12	1	12	0		
Pct 7912 - Election Day Reporting	831	98	11.79	27	60	3	0	8	0		
Pct 7912 - VBM Reporting	831	153	18.41	23	96	7	1	26	0		
Pct 7913 - Election Day Reporting	797	98	12.30	14	71	2	0	11	0		
Pct 7913 - VBM Reporting	797	113	14.18	18	72	14	1	8	0		
Pct 7914 - Election Day Reporting	793	98	12.36	16	62	3	0	17	0		
Pct 7914 - VBM Reporting	793	148	18.41	17	104	7	2	15	1		
Pct 7915 - Election Day Reporting	738	91	12.33	14	60	5	0	12	0		
Pct 7915 - VBM Reporting	738	96	13.01	14	71	1	0	10	0		
Pct 7916 - Election Day Reporting	810	126	15.56	28	79	5	0	14	0		
Pct 7916 - VBM Reporting	810	124	15.31	8	91	10	0	15	0		
Pct 7917 - Election Day Reporting	905	128	14.14	24	72	9	0	23	0		
Pct 7917 - VBM Reporting	905	139	15.36	21	93	9	0	16	0		
Pct 7918 - Election Day Reporting	728	100	13.74	11	62	4	3	20	0		
Pct 7918 - VBM Reporting	728	100	13.74	15	58	4	0	23	0		
Pct 7919 - Election Day Reporting	792	104	13.13	26	57	2	1	18	0		
Pct 7919 - VBM Reporting	792	110	13.89	19	68	5	0	18	0		
Pct 7921 - Election Day Reporting	793	88	11.10	13	53	6	0	16	0		
Pct 7921 - VBM Reporting	793	108	13.62	12	75	12	0	8	1		
Pct 7922 - Election Day Reporting	796	101	12.69	19	51	4	1	26	0		
Pct 7922 - VBM Reporting	796	125	15.70	20	79	10	0	16	0		

**THE CITY AND COUNTY OF SAN FRANCISCO Statement of Vote  
PRIMARY ELECTION JUNE 2014**

NON-PARTISAN INSURANCE COMMISSIONER										
	Registration	Ballots Cast	Turnout (%)	INSURANCE COMMISSIONER NATHALIE HRZI	DAVE JONES	TED GAINES	WRTE-IN	Under Vote	Over Vote	
Pct 7923 - Election Day Reporting	784	118	15.05	25	73	1	0	19	0	
Pct 7923 - VBM Reporting	784	135	17.22	23	92	11	0	9	0	
Pct 7924 - Election Day Reporting	769	96	12.48	22	59	4	0	11	0	
Pct 7924 - VBM Reporting	769	134	17.43	19	87	18	0	10	0	
Pct 7925 - Election Day Reporting	520	65	12.50	10	41	4	0	10	0	
Pct 7925 - VBM Reporting	520	80	15.38	12	57	4	1	6	0	
Pct 7926 - Election Day Reporting	772	117	15.16	14	76	2	0	25	0	
Pct 7926 - VBM Reporting	772	163	21.11	22	120	4	2	15	0	
Pct 7927 - Election Day Reporting	696	115	16.52	14	81	4	1	15	0	
Pct 7927 - VBM Reporting	696	143	20.55	16	104	8	0	15	0	
Pct 7928 - Election Day Reporting	848	135	15.92	15	94	6	0	20	0	
Pct 7928 - VBM Reporting	848	165	19.46	20	118	4	1	22	0	
Pct 7929 - Election Day Reporting	797	122	15.31	18	75	9	0	20	0	
Pct 7929 - VBM Reporting	797	208	26.10	23	152	9	1	23	0	
Pct 7931 - Election Day Reporting	703	109	15.50	9	87	3	0	10	0	
Pct 7931 - VBM Reporting	703	203	28.88	9	160	9	0	25	0	
Pct 7932 - Election Day Reporting	504	65	12.90	7	46	6	1	5	0	
Pct 7932 - VBM Reporting	504	109	21.63	11	81	6	0	11	0	
Pct 7933 MB - Election Day Repo	9	0	0.00	0	0	0	0	0	0	
Pct 7933 MB - VBM Reporting	9	3	33.33	1	2	0	0	0	0	
Pct 7934 - Election Day Reporting	777	108	13.90	20	71	2	0	14	1	
Pct 7934 - VBM Reporting	777	177	22.78	24	125	11	0	17	0	
Pct 7935 - Election Day Reporting	885	162	18.31	24	115	2	0	21	0	
Pct 7935 - VBM Reporting	885	248	28.02	18	184	14	0	32	0	
Pct 7936 - Election Day Reporting	798	140	17.54	15	94	8	0	23	0	
Pct 7936 - VBM Reporting	798	176	22.06	21	127	14	0	14	0	
Pct 7937 - Election Day Reporting	808	110	13.61	11	74	6	0	19	0	
Pct 7937 - VBM Reporting	808	176	22.15	18	130	6	0	24	1	
Pct 7938 - Election Day Reporting	704	95	13.49	22	49	7	0	17	0	
Pct 7938 - VBM Reporting	704	115	16.34	19	83	3	1	9	0	
Pct 7939 - Election Day Reporting	670	100	14.93	6	80	5	0	9	0	
Pct 7939 - VBM Reporting	670	148	22.09	22	107	1	0	18	0	
Pct 7941 - Election Day Reporting	733	83	11.32	13	60	2	0	8	0	
Pct 7941 - VBM Reporting	733	138	18.96	24	97	8	0	10	0	
Pct 7942 - Election Day Reporting	798	80	10.03	12	47	4	0	17	0	
Pct 7942 - VBM Reporting	798	171	21.43	19	116	8	0	28	0	
Pct 7943 - Election Day Reporting	801	98	12.23	13	59	11	0	15	0	
Pct 7943 - VBM Reporting	801	179	22.35	15	116	16	1	31	0	
Pct 7944 - Election Day Reporting	748	112	14.97	17	76	2	0	17	0	
Pct 7944 - VBM Reporting	748	147	19.65	11	113	11	0	12	0	
Pct 7945 - Election Day Reporting	790	37	4.68	5	26	3	0	3	0	
Pct 7945 - VBM Reporting	790	164	20.76	11	125	11	0	17	0	
Pct 7946 - Election Day Reporting	854	65	7.61	3	52	4	1	5	0	
Pct 7946 - VBM Reporting	854	223	26.11	17	150	23	0	33	0	
Pct 7947 - Election Day Reporting	814	48	5.90	3	32	9	0	4	0	
Pct 7947 - VBM Reporting	814	182	22.36	11	111	25	1	34	0	
Pct 7948 - Election Day Reporting	819	71	8.67	4	48	8	0	11	0	
Pct 7948 - VBM Reporting	819	184	22.47	15	111	38	1	19	0	
Pct 7949 - Election Day Reporting	496	36	7.26	4	21	4	0	7	0	
Pct 7949 - VBM Reporting	496	133	26.81	14	85	21	0	13	0	
Pct 7951 - Election Day Reporting	705	59	8.37	4	43	6	0	6	0	
Pct 7951 - VBM Reporting	705	200	28.37	8	126	38	0	28	0	
Pct 7952 - Election Day Reporting	687	46	6.70	3	33	4	0	6	0	
Pct 7952 - VBM Reporting	687	171	24.89	10	113	20	0	27	1	
Pct 7953 - Election Day Reporting	742	67	9.03	7	53	4	1	2	0	
Pct 7953 - VBM Reporting	742	195	26.28	9	125	31	0	30	0	
Pct 7954 MB - Election Day Repo	0	0	0.00	0	0	0	0	0	0	

**THE CITY AND COUNTY OF SAN FRANCISCO Statement of Vote  
PRIMARY ELECTION JUNE 2014**

NON-PARTISAN INSURANCE COMMISSIONER										
	Registration	Ballots Cast	Turnout (%)	INSURANCE COMMISSIONER	NATHALIE HRIZI	DAVE JONES	TED GAINES	WRITE-IN	Under Vote	Over Vote
Pct 7954 MB - VBM Reporting	0	0	0.00		0	0	0	0	0	0
Pct 7955 - Election Day Reporting	768	56	7.29		5	36	12	0	3	0
Pct 7955 - VBM Reporting	768	177	23.05		13	110	28	0	26	0
Pct 7956 - Election Day Reporting	628	37	5.89		3	22	4	1	7	0
Pct 7956 - VBM Reporting	628	164	26.11		12	112	25	1	14	0
Pct 7957 - Election Day Reporting	570	46	8.07		3	34	2	0	7	0
Pct 7957 - VBM Reporting	570	122	21.40		5	87	19	0	11	0
Pct 7958 MB - Election Day Reporting	250	3	0.80		0	0	0	0	2	0
Pct 7958 MB - VBM Reporting	250	87	34.80		8	58	13	0	8	0
Pct 9001 MB - Election Day Reporting	234	1	0.43		0	0	1	0	0	0
Pct 9001 MB - VBM Reporting	234	57	24.36		4	40	7	0	6	0
Pct 9101 - Election Day Reporting	820	78	9.51		11	44	8	0	15	0
Pct 9101 - VBM Reporting	820	186	22.68		17	114	35	0	20	0
Pct 9102 - Election Day Reporting	834	74	8.87		6	43	16	0	9	0
Pct 9102 - VBM Reporting	834	165	19.78		10	101	33	0	21	0
Pct 9103 - Election Day Reporting	824	81	9.83		7	49	13	2	10	0
Pct 9103 - VBM Reporting	824	156	18.93		12	99	32	0	12	1
Pct 9104 - Election Day Reporting	852	62	7.28		3	44	4	0	10	1
Pct 9104 - VBM Reporting	852	156	18.54		6	110	26	0	16	0
Pct 9105 - Election Day Reporting	874	78	8.92		1	51	9	0	17	0
Pct 9105 - VBM Reporting	874	171	19.57		21	106	25	1	18	0
Pct 9106 - Election Day Reporting	831	79	9.51		8	46	11	1	13	0
Pct 9106 - VBM Reporting	831	146	17.57		5	104	23	0	14	0
Pct 9107 - Election Day Reporting	747	82	10.98		7	46	10	0	18	1
Pct 9107 - VBM Reporting	747	120	16.06		11	66	20	0	23	0
Pct 9108 - Election Day Reporting	705	62	8.79		5	40	10	0	7	0
Pct 9108 - VBM Reporting	705	103	14.61		6	71	13	0	13	0
Pct 9109 - Election Day Reporting	748	78	10.43		5	55	10	0	8	0
Pct 9109 - VBM Reporting	748	135	18.05		10	91	14	0	20	0
Pct 9111 - Election Day Reporting	694	53	7.64		5	32	8	0	8	0
Pct 9111 - VBM Reporting	694	105	15.13		5	67	15	0	18	0
Pct 9112 - Election Day Reporting	848	72	8.49		3	51	12	0	6	0
Pct 9112 - VBM Reporting	848	149	17.57		10	105	16	0	17	1
Pct 9113 - Election Day Reporting	924	94	10.17		11	59	17	0	7	0
Pct 9113 - VBM Reporting	924	186	20.13		6	135	24	0	21	0
Pct 9114 - Election Day Reporting	777	60	7.72		8	40	4	0	8	0
Pct 9114 - VBM Reporting	777	148	19.05		8	96	18	0	25	0
Pct 9115 - Election Day Reporting	819	67	8.18		5	43	8	0	11	0
Pct 9115 - VBM Reporting	819	126	15.38		9	82	16	0	19	0
Pct 9116 - Election Day Reporting	838	68	8.11		8	45	8	0	7	0
Pct 9116 - VBM Reporting	838	135	16.11		8	90	26	0	11	0
Pct 9117 - Election Day Reporting	684	77	11.26		7	56	5	1	8	0
Pct 9117 - VBM Reporting	684	177	25.88		10	126	21	0	20	0
Pct 9118 - Election Day Reporting	836	69	8.25		4	51	7	0	7	0
Pct 9118 - VBM Reporting	836	147	17.58		10	96	24	0	17	0
Pct 9119 - Election Day Reporting	794	57	7.18		7	33	8	0	9	0
Pct 9119 - VBM Reporting	794	179	22.54		19	107	30	1	22	0
Pct 9121 - Election Day Reporting	797	63	7.90		2	40	10	0	11	0
Pct 9121 - VBM Reporting	797	146	18.32		6	97	24	2	17	0
Pct 9122 - Election Day Reporting	811	48	5.92		5	29	8	0	6	0
Pct 9122 - VBM Reporting	811	175	21.58		15	105	37	0	18	0
Pct 9123 - Election Day Reporting	766	68	8.88		5	41	17	0	5	0
Pct 9123 - VBM Reporting	766	138	18.02		14	81	28	0	14	1
Pct 9124 - Election Day Reporting	803	65	8.09		9	41	4	0	11	0
Pct 9124 - VBM Reporting	803	144	17.93		10	93	18	2	21	0
Pct 9125 - Election Day Reporting	783	60	7.66		5	46	4	0	5	0
Pct 9125 - VBM Reporting	783	158	20.31		18	90	27	0	24	0



**THE CITY AND COUNTY OF SAN FRANCISCO Statement of Vote  
PRIMARY ELECTION JUNE 2014**

NON-PARTISAN INSURANCE COMMISSIONER													
	Registration	Ballots Cast	Turnout (%)	INSURANCE COMMISSIONER NATHALIE HRZI	DAVE JONES	TED GAINES	WRITE IN	Under Vote	Over Vote				
Pct 9126 - Election Day Reporting	833	68	8.28	9	44	9	0	7	0				
Pct 9126 - VBM Reporting	833	194	23.29	13	123	21	1	36	0				
Pct 9127 - Election Day Reporting	884	85	9.62	6	53	12	0	14	0				
Pct 9127 - VBM Reporting	884	175	19.80	15	121	19	0	20	0				
Pct 9128 - Election Day Reporting	761	65	8.54	6	42	12	0	5	0				
Pct 9128 - VBM Reporting	761	168	22.08	5	101	44	0	18	0				
Pct 9129 - Election Day Reporting	643	71	11.04	7	48	8	0	8	0				
Pct 9129 - VBM Reporting	643	110	17.11	4	70	22	0	14	0				
Pct 9131 - Election Day Reporting	658	65	9.88	7	46	6	0	6	0				
Pct 9131 - VBM Reporting	658	140	21.28	12	90	19	0	19	0				
Pct 9132 - Election Day Reporting	804	79	9.83	10	43	11	0	15	0				
Pct 9132 - VBM Reporting	804	102	12.69	7	65	13	0	17	0				
Pct 9133 - Election Day Reporting	910	83	9.12	2	64	9	0	8	0				
Pct 9133 - VBM Reporting	910	221	24.29	17	152	22	0	29	1				
Pct 9134 - Election Day Reporting	720	45	6.25	4	25	5	0	11	0				
Pct 9134 - VBM Reporting	720	139	19.31	11	93	15	1	19	0				
Pct 9135 - Election Day Reporting	732	75	10.25	4	43	13	0	15	0				
Pct 9135 - VBM Reporting	732	146	19.95	9	94	24	0	19	0				
Pct 9136 - Election Day Reporting	813	60	7.38	4	39	8	0	9	0				
Pct 9136 - VBM Reporting	813	134	16.48	11	95	13	0	15	0				
Pct 9137 - Election Day Reporting	845	77	9.11	7	47	15	0	8	0				
Pct 9137 - VBM Reporting	845	183	21.66	15	124	28	1	15	0				
Pct 9138 - Election Day Reporting	803	61	7.60	4	40	5	1	11	0				
Pct 9138 - VBM Reporting	803	179	22.29	15	121	29	1	12	1				
Pct 9139 - Election Day Reporting	876	73	8.33	4	39	22	0	8	0				
Pct 9139 - VBM Reporting	876	239	27.28	16	140	49	0	34	0				
Pct 9141 - Election Day Reporting	849	64	7.54	7	42	12	0	3	0				
Pct 9141 - VBM Reporting	849	171	20.14	20	98	30	0	23	0				
Pct 9142 - Election Day Reporting	838	54	6.44	4	40	6	0	4	0				
Pct 9142 - VBM Reporting	838	144	17.18	13	88	24	0	19	0				
Pct 9143 - Election Day Reporting	831	80	9.63	7	51	8	1	13	0				
Pct 9143 - VBM Reporting	831	170	20.46	8	114	17	0	31	0				
Pct 9144 - Election Day Reporting	844	98	11.61	3	67	11	1	16	0				
Pct 9144 - VBM Reporting	844	157	18.60	10	98	26	0	23	0				
Pct 9145 - Election Day Reporting	793	88	11.10	8	60	11	0	9	0				
Pct 9145 - VBM Reporting	793	142	17.91	7	95	23	0	16	1				
Pct 9146 - Election Day Reporting	824	66	8.01	10	45	5	0	6	0				
Pct 9146 - VBM Reporting	824	141	17.11	7	95	20	0	18	1				
Pct 9147 - Election Day Reporting	881	89	10.10	14	57	9	0	9	0				
Pct 9147 - VBM Reporting	881	135	15.32	12	88	20	1	14	0				
Pct 9148 - Election Day Reporting	862	81	9.40	9	56	7	2	7	0				
Pct 9148 - VBM Reporting	862	136	15.78	8	90	20	0	18	0				
Pct 9149 - Election Day Reporting	856	85	9.93	10	59	5	0	11	0				
Pct 9149 - VBM Reporting	856	145	16.94	12	85	24	0	24	0				
Pct 9151 - Election Day Reporting	700	56	8.29	8	33	7	0	10	0				
Pct 9151 - VBM Reporting	700	171	24.43	10	115	24	0	22	0				
Pct 9152 - Election Day Reporting	680	13	1.91	2	6	3	0	2	0				
Pct 9152 - VBM Reporting	680	84	12.35	6	44	24	0	10	0				
Pct 9201 - Election Day Reporting	773	52	6.73	4	39	6	0	3	0				
Pct 9201 - VBM Reporting	773	94	12.16	8	64	12	0	10	0				
Pct 9202 - Election Day Reporting	816	47	5.76	5	33	3	0	6	0				
Pct 9202 - VBM Reporting	816	98	12.01	5	70	17	0	6	0				
Pct 9203 - Election Day Reporting	834	62	7.43	5	32	17	0	8	0				
Pct 9203 - VBM Reporting	834	151	18.11	3	71	58	0	19	0				
Pct 9204 - Election Day Reporting	750	66	9.07	4	30	19	0	15	0				
Pct 9204 - VBM Reporting	750	147	19.60	7	68	48	0	24	0				
Pct 9205 - Election Day Reporting	651	33	5.07	3	22	6	0	2	0				

**THE CITY AND COUNTY OF SAN FRANCISCO Statement of Vote  
PRIMARY ELECTION JUNE 2014**

NON-PARTISAN INSURANCE COMMISSIONER										
	Registration	Ballots Cast	Turnout (%)	INSURANCE COMMISSIONER NATHALIE HRZI	DAVE JONES	TED GAINES	WRITE-IN	Under Vote	Over Vote	
Pct 9205 - VBM Reporting	651	134	20.58	6	79	30	0	19	0	
Pct 9206 - Election Day Reporting	844	55	6.52	4	30	13	0	8	0	
Pct 9206 - VBM Reporting	844	184	21.80	11	88	64	0	21	0	
Pct 9207 - Election Day Reporting	832	73	8.77	2	46	18	0	7	0	
Pct 9207 - VBM Reporting	832	110	13.22	3	59	35	0	13	0	
Pct 9208 - Election Day Reporting	813	53	6.52	0	34	12	0	7	0	
Pct 9208 - VBM Reporting	813	120	14.76	1	68	40	0	11	0	
Pct 9209 - Election Day Reporting	630	41	6.51	2	23	8	0	8	0	
Pct 9209 - VBM Reporting	630	120	19.05	3	70	34	1	12	0	
Pct 9211 - Election Day Reporting	746	51	6.84	4	29	6	0	12	0	
Pct 9211 - VBM Reporting	746	109	14.61	6	50	32	0	21	0	
Pct 9212 - Election Day Reporting	691	39	5.64	0	26	7	0	6	0	
Pct 9212 - VBM Reporting	691	97	14.04	2	61	23	1	10	0	
Pct 9213 - Election Day Reporting	812	65	8.00	6	30	12	0	17	0	
Pct 9213 - VBM Reporting	812	134	16.50	10	67	33	0	24	0	
Pct 9214 - Election Day Reporting	544	43	7.90	1	22	11	0	9	0	
Pct 9214 - VBM Reporting	544	119	21.88	4	51	39	0	25	0	
Pct 9215 - Election Day Reporting	571	49	8.58	3	24	13	0	9	0	
Pct 9215 - VBM Reporting	571	101	17.69	2	51	27	0	21	0	
Pct 9216 - Election Day Reporting	692	56	8.39	2	39	12	0	5	0	
Pct 9216 - VBM Reporting	692	90	13.01	4	45	31	0	10	0	
Pct 9217 - Election Day Reporting	622	50	8.04	3	34	13	0	0	0	
Pct 9217 - VBM Reporting	622	113	18.17	4	59	34	0	16	0	
Pct 9218 - Election Day Reporting	685	42	6.13	2	28	3	0	9	0	
Pct 9218 - VBM Reporting	685	95	13.87	4	50	24	0	17	0	
Pct 9219 - Election Day Reporting	687	44	6.40	1	32	7	0	4	0	
Pct 9219 - VBM Reporting	687	109	15.87	2	66	26	0	15	0	
Pct 9221 - Election Day Reporting	608	66	11.18	1	31	21	0	15	0	
Pct 9221 - VBM Reporting	608	168	27.63	4	70	68	0	26	0	
Pct 9222 - Election Day Reporting	763	70	9.17	2	40	18	0	10	0	
Pct 9222 - VBM Reporting	763	169	22.15	5	96	40	0	28	0	
Pct 9223 - Election Day Reporting	550	41	7.45	4	24	9	0	4	0	
Pct 9223 - VBM Reporting	550	103	18.73	2	57	28	0	16	0	
Pct 9224 - Election Day Reporting	868	62	7.14	4	38	12	0	8	0	
Pct 9224 - VBM Reporting	868	210	24.19	6	121	50	0	33	0	
Pct 9225 - Election Day Reporting	772	59	7.64	2	34	13	0	10	0	
Pct 9225 - VBM Reporting	772	121	15.67	5	66	25	0	25	0	
Pct 9226 - Election Day Reporting	817	64	7.83	3	31	18	0	12	0	
Pct 9226 - VBM Reporting	817	152	18.60	2	83	34	2	31	0	
Pct 9227 - Election Day Reporting	692	59	8.53	2	35	9	0	13	0	
Pct 9227 - VBM Reporting	692	204	29.48	8	115	50	0	31	0	
Pct 9228 - Election Day Reporting	665	74	11.13	2	41	15	0	16	0	
Pct 9228 - VBM Reporting	665	174	26.17	4	88	51	1	29	1	
Pct 9229 - Election Day Reporting	532	53	9.96	0	32	12	0	9	0	
Pct 9229 - VBM Reporting	532	123	23.12	4	79	22	0	18	0	
Pct 9231 - Election Day Reporting	915	107	11.69	7	73	14	0	13	0	
Pct 9231 - VBM Reporting	915	176	19.23	9	109	30	2	26	0	
Pct 9232 - Election Day Reporting	675	66	9.78	3	44	8	0	11	0	
Pct 9232 - VBM Reporting	675	142	21.04	10	83	38	0	11	0	
Pct 9233 - Election Day Reporting	692	47	6.79	0	27	10	0	10	0	
Pct 9233 - VBM Reporting	692	182	26.30	5	95	55	0	27	0	
Pct 9234 - Election Day Reporting	648	63	9.72	2	42	7	0	12	0	
Pct 9234 - VBM Reporting	648	172	26.54	12	91	41	0	27	1	
Pct 9235 - Election Day Reporting	839	83	9.89	3	38	21	0	21	0	
Pct 9235 - VBM Reporting	839	167	19.90	5	87	53	1	21	0	
Pct 9236 - Election Day Reporting	636	53	8.33	4	30	11	0	8	0	
Pct 9236 - VBM Reporting	636	126	19.81	3	81	24	0	18	0	

**THE CITY AND COUNTY OF SAN FRANCISCO Statement of Vote  
PRIMARY ELECTION JUNE 2014**

NON-PARTISAN INSURANCE COMMISSIONER												
	Registration	Ballots Cast	Turnout(%)	INSURANCE COMMISSIONER	NATHALIE HRIZI	DAVE JONES	TED GAINES	WRITE-IN	Under Vote	Over Vote		
Pct 9237 - Election Day Reporting	821	56	7.06		2	35	8	0	13	0		
Pct 9237 - VBM Reporting	821	159	19.37		3	91	46	0	19	0		
Pct 9238 - Election Day Reporting	746	45	6.03		1	27	9	0	8	0		
Pct 9238 - VBM Reporting	746	184	24.66		6	111	50	0	17	0		
Pct 9239 - Election Day Reporting	777	57	7.34		2	37	6	0	12	0		
Pct 9239 - VBM Reporting	777	191	24.58		7	101	59	1	23	0		
Pct 9241 - Election Day Reporting	879	68	7.74		1	37	16	0	14	0		
Pct 9241 - VBM Reporting	879	154	17.52		5	93	37	0	19	0		
Pct 9242 - Election Day Reporting	844	66	7.82		2	41	12	0	11	0		
Pct 9242 - VBM Reporting	844	156	18.48		5	99	32	0	20	0		
Pct 9243 - Election Day Reporting	543	47	8.66		2	34	7	0	4	0		
Pct 9243 - VBM Reporting	543	92	16.94		1	69	15	0	7	0		
Pct 9244 - Election Day Reporting	763	65	8.52		3	47	8	0	7	0		
Pct 9244 - VBM Reporting	763	118	15.47		3	82	21	0	12	0		
Pct 9245 - Election Day Reporting	631	61	9.67		3	42	7	0	9	0		
Pct 9245 - VBM Reporting	631	104	16.48		3	70	9	0	22	0		
Pct 9246 - Election Day Reporting	803	38	4.73		5	25	3	0	5	0		
Pct 9246 - VBM Reporting	803	152	18.93		4	94	35	0	19	0		
Pct 9247 - Election Day Reporting	800	57	7.13		1	37	10	0	9	0		
Pct 9247 - VBM Reporting	800	160	20.00		5	103	33	0	19	0		
Pct 9248 - Election Day Reporting	752	53	7.05		6	38	6	0	3	0		
Pct 9248 - VBM Reporting	752	138	18.48		6	83	30	0	20	0		
Pct 9249 - Election Day Reporting	805	73	9.07		8	43	12	0	10	0		
Pct 9249 - VBM Reporting	805	148	18.51		7	107	22	0	13	0		
Pct 9251 - Election Day Reporting	822	93	11.31		3	64	10	0	16	0		
Pct 9251 - VBM Reporting	822	155	18.86		13	100	21	0	21	0		
Pct 9252 - Election Day Reporting	807	63	7.81		6	36	13	1	7	0		
Pct 9252 - VBM Reporting	807	160	19.83		7	109	27	0	17	0		
Pct 9253 - Election Day Reporting	717	56	8.09		6	37	9	0	6	0		
Pct 9253 - VBM Reporting	717	147	20.50		4	94	24	0	25	0		
Pct 9254 - Election Day Reporting	818	50	6.11		3	33	6	1	7	0		
Pct 9254 - VBM Reporting	818	155	18.95		4	103	24	1	23	0		
Pct 9255 - Election Day Reporting	486	43	8.85		1	32	4	0	6	0		
Pct 9255 - VBM Reporting	486	62	12.76		7	36	16	0	3	0		
Pct 9256 - Election Day Reporting	325	16	4.92		1	14	1	0	0	0		
Pct 9256 - VBM Reporting	325	48	14.77		0	31	6	0	11	0		
Pct 9257 MB - Election Day Repo	259	0	0.00		0	0	0	0	0	0		
Pct 9257 MB - VBM Reporting	259	67	25.87		8	53	5	0	1	0		
Pct 9258 - Election Day Reporting	590	33	5.59		0	24	4	0	5	0		
Pct 9258 - VBM Reporting	590	128	21.69		4	88	18	2	16	0		
Pct 9401 - Election Day Reporting	842	82	9.74		11	52	6	1	12	0		
Pct 9401 - VBM Reporting	842	135	16.03		17	90	11	0	17	0		
Pct 9402 - Election Day Reporting	850	64	7.44		13	43	8	0	0	0		
Pct 9402 - VBM Reporting	850	140	16.28		12	92	11	0	25	0		
Pct 9403 - Election Day Reporting	800	42	5.25		1	23	7	0	11	0		
Pct 9403 - VBM Reporting	800	160	20.00		15	92	29	0	24	0		
Pct 9404 - Election Day Reporting	821	64	7.80		9	39	7	0	9	0		
Pct 9404 - VBM Reporting	821	175	21.80		9	109	40	0	21	0		
Pct 9405 - Election Day Reporting	682	79	11.58		5	52	11	1	10	0		
Pct 9405 - VBM Reporting	682	120	17.60		11	76	21	0	12	0		
Pct 9406 - Election Day Reporting	819	69	8.42		4	37	15	0	13	0		
Pct 9406 - VBM Reporting	819	158	19.29		8	106	19	2	23	0		
Pct 9407 - Election Day Reporting	812	54	6.65		7	35	5	0	7	0		
Pct 9407 - VBM Reporting	812	133	16.38		11	85	14	1	22	0		
Pct 9408 - Election Day Reporting	717	53	7.39		5	35	10	0	3	0		
Pct 9408 - VBM Reporting	717	110	15.34		12	68	9	0	21	0		
Pct 9409 - Election Day Reporting	539	48	8.91		3	37	3	0	5	0		

**THE CITY AND COUNTY OF SAN FRANCISCO Statement of Vote  
PRIMARY ELECTION JUNE 2014**

NON-PARTISAN INSURANCE COMMISSIONER										
	Registration	Ballots Cast	Turnout(%)	INSURANCE COMMISSIONER NATHALIE HRIZI	DAVE JONES	TED GAINES	WRITE IN	Under Vote	Over Vote	
Pct 9409 - VBM Reporting	539	95	17.63	7	56	11	2	19	0	
Pct 9411 - Election Day Reporting	851	62	7.29	5	42	5	0	10	0	
Pct 9411 - VBM Reporting	851	131	15.39	19	84	17	0	11	0	
Pct 9412 - Election Day Reporting	798	72	9.02	6	46	10	2	8	0	
Pct 9412 - VBM Reporting	798	160	20.05	20	96	21	1	22	0	
Pct 9413 - Election Day Reporting	821	52	6.33	4	32	4	0	12	0	
Pct 9413 - VBM Reporting	821	172	20.95	11	111	21	0	29	0	
Pct 9414 - Election Day Reporting	806	64	7.94	11	40	10	0	3	0	
Pct 9414 - VBM Reporting	806	170	21.09	17	108	24	0	21	0	
Pct 9415 - Election Day Reporting	689	54	7.84	5	37	9	0	3	0	
Pct 9415 - VBM Reporting	689	144	20.90	17	86	28	1	12	0	
Pct 9416 - Election Day Reporting	867	81	9.34	8	44	15	0	14	0	
Pct 9416 - VBM Reporting	867	162	18.69	15	105	22	0	20	0	
Pct 9417 - Election Day Reporting	676	40	5.92	10	23	5	1	1	0	
Pct 9417 - VBM Reporting	676	139	20.56	16	76	31	0	16	0	
Pct 9418 - Election Day Reporting	688	47	6.83	3	29	10	0	5	0	
Pct 9418 - VBM Reporting	688	154	22.38	8	90	34	0	22	0	
Pct 9419 - Election Day Reporting	796	76	9.55	7	37	19	1	12	0	
Pct 9419 - VBM Reporting	796	187	23.49	10	96	49	2	30	0	
Pct 9421 - Election Day Reporting	812	50	6.16	4	25	9	0	12	0	
Pct 9421 - VBM Reporting	812	198	24.38	15	123	26	0	34	0	
Pct 9422 - Election Day Reporting	925	83	8.97	7	44	21	0	11	0	
Pct 9422 - VBM Reporting	925	185	20.00	9	112	41	0	23	0	
Pct 9423 - Election Day Reporting	809	59	7.29	3	38	11	0	7	0	
Pct 9423 - VBM Reporting	809	151	18.67	5	110	16	0	20	0	
Pct 9424 - Election Day Reporting	826	57	6.90	9	29	10	0	9	0	
Pct 9424 - VBM Reporting	826	180	21.79	11	122	14	0	33	0	
Pct 9425 - Election Day Reporting	808	40	4.95	2	26	6	0	6	0	
Pct 9425 - VBM Reporting	808	162	20.05	4	108	26	0	24	0	
Pct 9426 - Election Day Reporting	727	57	7.84	3	36	6	0	12	0	
Pct 9426 - VBM Reporting	727	137	18.84	14	76	26	0	21	0	
Pct 9427 - Election Day Reporting	797	57	7.15	5	30	14	0	8	0	
Pct 9427 - VBM Reporting	797	185	23.21	10	107	37	0	31	0	
Pct 9428 - Election Day Reporting	854	51	5.97	6	24	14	0	7	0	
Pct 9428 - VBM Reporting	854	186	21.78	14	119	30	0	23	0	
Pct 9429 - Election Day Reporting	774	90	11.63	6	51	19	0	14	0	
Pct 9429 - VBM Reporting	774	158	20.54	12	97	34	2	14	0	
Pct 9431 - Election Day Reporting	868	70	8.06	6	51	8	0	5	0	
Pct 9431 - VBM Reporting	868	224	25.81	15	131	42	0	36	0	
Pct 9432 - Election Day Reporting	851	84	9.87	12	52	12	0	8	0	
Pct 9432 - VBM Reporting	851	176	20.68	12	106	33	0	25	0	
Pct 9433 - Election Day Reporting	839	53	6.32	2	30	12	0	9	0	
Pct 9433 - VBM Reporting	839	186	22.17	6	107	40	0	33	0	
Pct 9434 - Election Day Reporting	889	62	6.97	7	37	6	0	12	0	
Pct 9434 - VBM Reporting	889	206	23.40	24	125	37	0	22	0	
Pct 9435 - Election Day Reporting	855	89	10.41	6	60	14	0	9	0	
Pct 9435 - VBM Reporting	855	189	22.11	16	115	27	1	30	0	
Pct 9436 - Election Day Reporting	900	64	7.11	5	37	16	0	6	0	
Pct 9436 - VBM Reporting	900	227	25.22	14	133	39	1	40	0	
Pct 9437 - Election Day Reporting	825	75	9.09	8	42	12	0	13	0	
Pct 9437 - VBM Reporting	825	176	21.33	16	100	44	0	16	0	
Pct 9438 - Election Day Reporting	841	69	8.20	6	43	13	0	7	0	
Pct 9438 - VBM Reporting	841	188	22.35	15	129	23	0	21	0	
Pct 9439 - Election Day Reporting	827	62	7.50	3	38	11	0	10	0	
Pct 9439 - VBM Reporting	827	174	21.04	8	100	47	3	16	0	
Pct 9441 - Election Day Reporting	895	67	7.49	9	44	3	0	11	0	
Pct 9441 - VBM Reporting	895	197	22.01	6	120	36	0	35	0	

**THE CITY AND COUNTY OF SAN FRANCISCO Statement of Vote  
PRIMARY ELECTION JUNE 2014**

NON-PARTISAN INSURANCE COMMISSIONER										
	Registration	Ballots Cast	Turnout (%)	INSURANCE COMMISSIONER NATHALIE HRIZI	DAVE JONES	TED GAINES	WRITE-IN	Under Vote	Over Vote	
Pct 9442 - Election Day Reporting	896	80	8.93	6	57	8	0	9	0	
Pct 9442 - VBM Reporting	896	166	18.53	18	101	25	0	22	0	
Pct 9443 - Election Day Reporting	780	59	7.56	8	39	6	1	5	0	
Pct 9443 - VBM Reporting	780	159	20.38	21	93	31	0	14	0	
Pct 9444 - Election Day Reporting	819	41	5.01	2	24	8	0	7	0	
Pct 9444 - VBM Reporting	819	175	21.37	10	107	35	2	21	0	
Pct 9445 - Election Day Reporting	853	72	8.44	4	44	16	0	8	0	
Pct 9445 - VBM Reporting	853	205	24.03	15	129	40	0	21	0	
Pct 9446 - Election Day Reporting	906	81	8.94	9	48	14	1	9	0	
Pct 9446 - VBM Reporting	906	210	23.18	22	126	28	1	33	0	
Pct 9447 - Election Day Reporting	860	58	6.74	6	39	8	0	5	0	
Pct 9447 - VBM Reporting	860	181	21.05	8	107	35	0	31	0	
Pct 9448 - Election Day Reporting	834	55	6.59	1	33	18	0	3	0	
Pct 9448 - VBM Reporting	834	177	21.22	16	105	37	1	18	0	
Pct 9449 - Election Day Reporting	678	51	7.52	5	28	8	1	9	0	
Pct 9449 - VBM Reporting	678	159	23.45	12	94	33	2	18	0	
Pct 9451 - Election Day Reporting	368	36	9.78	0	24	9	0	3	0	
Pct 9451 - VBM Reporting	368	89	24.18	1	53	23	0	12	0	
Pct 9452 - Election Day Reporting	715	67	9.37	7	36	16	0	8	0	
Pct 9452 - VBM Reporting	715	139	19.30	13	84	24	0	16	1	
Pct 9453 - Election Day Reporting	434	33	7.60	2	19	7	0	5	0	
Pct 9453 - VBM Reporting	434	109	25.12	7	69	16	0	17	0	
Pct 9501 MB - Election Day Repo	125	1	0.80	0	0	0	0	1	0	
Pct 9501 MB - VBM Reporting	125	41	32.80	4	28	4	0	5	0	
Pct 9502 MB - Election Day Repo	188	0	0.00	0	0	0	0	0	0	
Pct 9502 MB - VBM Reporting	188	63	33.51	3	50	7	0	3	0	
Pct 9503/9504 - Election Day Rep	625	33	5.28	7	19	2	0	5	0	
Pct 9503/9504 - VBM Reporting	625	109	17.44	10	79	9	0	10	1	
Pct 9505 - Election Day Reporting	727	50	6.88	2	39	2	0	7	0	
Pct 9505 - VBM Reporting	727	144	19.81	15	101	10	0	18	0	
Pct 9506 - Election Day Reporting	706	47	6.66	0	44	1	0	2	0	
Pct 9506 - VBM Reporting	706	101	14.31	7	75	5	0	14	0	
Pct 9507 - Election Day Reporting	670	61	9.10	15	37	4	0	5	0	
Pct 9507 - VBM Reporting	670	114	17.01	12	84	3	0	15	0	
Pct 9508 - Election Day Reporting	708	49	6.78	8	29	2	2	7	0	
Pct 9508 - VBM Reporting	708	83	11.72	11	64	1	0	7	0	
Pct 9509 - Election Day Reporting	588	49	8.33	9	30	4	0	6	0	
Pct 9509 - VBM Reporting	588	96	16.33	4	73	4	0	15	0	
Pct 9511 - Election Day Reporting	572	64	11.19	11	36	6	0	11	0	
Pct 9511 - VBM Reporting	572	85	14.86	12	51	10	0	11	1	
Pct 9512 - Election Day Reporting	703	47	6.69	1	40	2	0	3	1	
Pct 9512 - VBM Reporting	703	117	16.64	9	90	5	1	12	0	
Pct 9513 - Election Day Reporting	808	62	7.67	10	43	2	0	7	0	
Pct 9513 - VBM Reporting	808	108	13.37	9	88	6	1	4	0	
Pct 9514/9522 - Election Day Rep	852	80	9.39	8	60	8	0	4	0	
Pct 9514/9522 - VBM Reporting	852	97	11.38	2	72	15	0	8	0	
Pct 9515 - Election Day Reporting	651	65	9.98	12	34	11	0	8	0	
Pct 9515 - VBM Reporting	651	97	14.90	7	59	17	1	13	0	
Pct 9516 - Election Day Reporting	794	90	11.34	5	61	8	0	15	1	
Pct 9516 - VBM Reporting	794	141	17.76	24	85	20	0	12	0	
Pct 9517 - Election Day Reporting	740	63	8.51	3	47	4	0	9	0	
Pct 9517 - VBM Reporting	740	123	16.62	12	76	11	1	23	0	
Pct 9518 - Election Day Reporting	684	64	9.36	7	46	6	0	5	0	
Pct 9518 - VBM Reporting	684	87	12.72	8	61	5	0	13	0	
Pct 9519 - Election Day Reporting	821	91	11.08	9	62	11	0	9	0	
Pct 9519 - VBM Reporting	821	126	15.35	5	79	18	0	24	0	
Pct 9521 - Election Day Reporting	841	99	11.77	7	73	4	0	15	0	

**THE CITY AND COUNTY OF SAN FRANCISCO Statement of Vote  
PRIMARY ELECTION JUNE 2014**

NON-PARTISAN INSURANCE COMMISSIONER														
	Registration	Balls Cast	Turnout(%)	INSURANCE COMMISSIONER	NATHALIE HRZI	DAVE JONES	TED GAINES	WRITE-IN	Under Vote	Over Vote				
Pct 9521 - VBM Reporting	841	123	14.63		6	82	15	0	20	0				
Pct 9701 - Election Day Reporting	608	65	10.69		3	49	6	0	7	0				
Pct 9701 - VBM Reporting	608	134	22.04		7	92	15	0	20	0				
Pct 9702 - Election Day Reporting	665	65	9.77		6	50	4	0	5	0				
Pct 9702 - VBM Reporting	665	114	17.14		7	70	14	0	23	0				
Pct 9703 - Election Day Reporting	871	72	8.27		5	40	17	0	10	0				
Pct 9703 - VBM Reporting	871	201	23.08		17	126	30	0	28	0				
Pct 9704 - Election Day Reporting	880	78	8.64		2	47	14	0	13	0				
Pct 9704 - VBM Reporting	880	199	22.61		11	119	36	0	33	0				
Pct 9705 - Election Day Reporting	823	56	7.05		5	46	5	0	2	0				
Pct 9705 - VBM Reporting	823	165	20.05		8	113	22	0	22	0				
Pct 9706 MB - Election Day Repo	55	0	0.00		0	0	0	0	0	0				
Pct 9706 MB - VBM Reporting	55	18	32.73		0	14	2	0	2	0				
Pct 9707 - Election Day Reporting	725	54	7.45		6	33	9	0	6	0				
Pct 9707 - VBM Reporting	725	193	26.62		17	117	40	0	19	0				
Pct 9708 - Election Day Reporting	826	66	7.99		2	49	8	0	7	0				
Pct 9708 - VBM Reporting	826	178	21.55		10	115	23	0	30	0				
Pct 9709 - Election Day Reporting	877	81	9.24		6	49	14	1	11	0				
Pct 9709 - VBM Reporting	877	202	23.03		9	117	43	1	32	0				
Pct 9711 - Election Day Reporting	575	78	13.57		2	48	18	0	10	0				
Pct 9711 - VBM Reporting	575	152	26.43		6	109	26	0	11	0				
Pct 9712 - Election Day Reporting	589	73	12.39		4	48	11	0	10	0				
Pct 9712 - VBM Reporting	589	152	25.81		8	95	27	0	22	0				
Pct 9713 - Election Day Reporting	866	57	6.58		5	35	7	0	10	0				
Pct 9713 - VBM Reporting	866	193	22.29		11	122	33	0	27	0				
Pct 9714 - Election Day Reporting	864	88	10.19		4	51	20	0	13	0				
Pct 9714 - VBM Reporting	864	247	28.59		8	133	70	0	36	0				
Pct 9715 - Election Day Reporting	554	88	15.88		3	63	9	0	13	0				
Pct 9715 - VBM Reporting	554	148	26.71		4	90	38	0	16	0				
Pct 9716 - Election Day Reporting	829	71	8.56		6	42	13	0	10	0				
Pct 9716 - VBM Reporting	829	187	22.56		13	125	22	0	27	0				
Pct 9717 - Election Day Reporting	881	80	9.08		4	46	18	0	12	0				
Pct 9717 - VBM Reporting	881	188	21.34		11	109	43	0	25	0				
Pct 9718 - Election Day Reporting	800	106	13.25		3	68	23	0	12	0				
Pct 9718 - VBM Reporting	800	230	28.75		8	153	53	1	15	0				
Pct 9719 - Election Day Reporting	828	108	13.04		4	68	22	1	13	0				
Pct 9719 - VBM Reporting	828	218	26.33		6	138	41	0	33	0				
Pct 9721 - Election Day Reporting	598	81	13.55		2	55	13	0	11	0				
Pct 9721 - VBM Reporting	598	146	24.41		4	90	33	0	19	0				
Pct 9722 - Election Day Reporting	583	62	10.63		1	32	15	0	14	0				
Pct 9722 - VBM Reporting	583	158	27.10		6	102	39	0	11	0				
Pct 9723 - Election Day Reporting	415	25	6.02		2	12	9	0	2	0				
Pct 9723 - VBM Reporting	415	132	31.81		6	76	23	0	27	0				
Pct 9724 - Election Day Reporting	841	75	8.92		2	47	18	0	8	0				
Pct 9724 - VBM Reporting	841	248	29.48		13	123	74	1	37	0				
Pct 9725 - Election Day Reporting	878	45	5.13		4	18	14	0	9	0				
Pct 9725 - VBM Reporting	878	222	25.28		13	130	51	0	28	0				
Pct 9726 - Election Day Reporting	695	48	6.91		3	32	6	0	7	0				
Pct 9726 - VBM Reporting	695	94	13.53		5	51	20	0	18	0				
Pct 9727 - Election Day Reporting	405	39	9.63		1	23	6	0	9	0				
Pct 9727 - VBM Reporting	405	113	27.90		4	53	40	0	16	0				
Pct 9728 - Election Day Reporting	883	97	10.99		4	51	27	0	15	0				
Pct 9728 - VBM Reporting	883	236	26.95		9	129	77	0	23	0				
Pct 9729 - Election Day Reporting	703	78	11.24		2	43	26	0	8	0				
Pct 9729 - VBM Reporting	703	183	26.03		4	111	52	0	16	0				
Pct 9731 - Election Day Reporting	497	83	16.70		3	47	21	0	12	0				
Pct 9731 - VBM Reporting	497	113	22.74		5	58	40	1	9	0				

**THE CITY AND COUNTY OF SAN FRANCISCO Statement of Vote  
PRIMARY ELECTION JUNE 2014**

NON-PARTISAN INSURANCE COMMISSIONER										
	Registration	Ballots Cast	Turnout (%)	INSURANCE COMMISSIONER NATHALIE HRIZI	DAVE JONES	TED GAINES	WRITE-IN	Under Vote	Over Vote	
Pct 9732 MB - Election Day Repo	65	0	0.00	0	0	0	0	0	0	
Pct 9732 MB - VBM Reporting	65	29	44.62	0	20	4	0	5	0	
Pct 9733 MB - Election Day Repo	210	1	0.48	0	1	0	0	0	0	
Pct 9733 MB - VBM Reporting	210	89	41.90	3	63	10	0	12	0	
Pct 9734 - Election Day Reporting	569	62	10.90	1	45	11	0	5	0	
Pct 9734 - VBM Reporting	569	186	32.69	2	116	52	0	16	0	
Pct 9735 - Election Day Reporting	738	93	12.60	6	60	17	1	9	0	
Pct 9735 - VBM Reporting	738	215	29.13	6	137	48	1	23	0	
Pct 9736 - Election Day Reporting	666	78	11.71	4	50	15	0	9	0	
Pct 9736 - VBM Reporting	666	191	28.68	11	136	23	0	21	0	
Pct 9737 - Election Day Reporting	736	55	7.47	3	34	14	0	4	0	
Pct 9737 - VBM Reporting	736	229	31.11	6	163	36	0	24	0	
Pct 9738 - Election Day Reporting	672	49	7.29	3	34	10	0	2	0	
Pct 9738 - VBM Reporting	672	148	22.02	10	97	27	1	13	0	
Pct 9739 - Election Day Reporting	791	38	4.80	5	26	6	0	1	0	
Pct 9739 - VBM Reporting	791	104	13.15	11	71	11	0	11	0	
Pct 9741 - Election Day Reporting	631	2	0.32	0	2	0	0	0	0	
Pct 9741 - VBM Reporting	631	1	0.16	0	1	0	0	0	0	
Pct 9742 - Election Day Reporting	563	66	11.72	1	41	17	0	7	0	
Pct 9742 - VBM Reporting	563	116	20.60	9	56	32	0	19	0	
Pct 9743 - Election Day Reporting	839	58	6.91	9	36	6	0	7	0	
Pct 9743 - VBM Reporting	839	169	20.14	17	117	29	0	6	0	
Pct 9744 - Election Day Reporting	817	68	8.08	11	45	8	0	2	0	
Pct 9744 - VBM Reporting	817	121	14.81	2	79	23	1	16	0	
Pct 9745 - Election Day Reporting	898	58	6.46	5	41	6	4	2	0	
Pct 9745 - VBM Reporting	898	109	12.14	6	60	24	0	19	0	
Pct 9746 - Election Day Reporting	867	96	11.07	6	50	25	0	15	0	
Pct 9746 - VBM Reporting	867	222	25.61	13	140	47	0	22	0	
Pct 9747 - Election Day Reporting	858	74	8.62	6	49	9	0	10	0	
Pct 9747 - VBM Reporting	858	176	20.51	11	125	22	1	17	0	
Pct 9748 - Election Day Reporting	888	86	9.68	7	59	11	0	9	0	
Pct 9748 - VBM Reporting	888	211	23.76	6	138	41	2	23	1	
Pct 9749 - Election Day Reporting	770	59	7.66	6	39	6	0	8	0	
Pct 9749 - VBM Reporting	770	145	18.83	15	89	20	0	21	0	
Pct 9751 - Election Day Reporting	854	77	9.02	4	49	19	0	5	0	
Pct 9751 - VBM Reporting	854	236	27.63	20	157	35	0	24	0	
Pct 9752 - Election Day Reporting	652	63	9.66	8	32	15	0	8	0	
Pct 9752 - VBM Reporting	652	202	30.98	16	120	39	1	26	0	
Pct 9753 - Election Day Reporting	691	56	8.10	4	39	6	0	7	0	
Pct 9753 - VBM Reporting	691	160	23.15	14	118	11	0	17	0	
Pct 9754 - Election Day Reporting	664	73	10.99	11	45	9	1	7	0	
Pct 9754 - VBM Reporting	664	167	25.15	9	119	20	0	19	0	
Pct 9755 - Election Day Reporting	504	52	10.32	1	34	4	0	13	0	
Pct 9755 - VBM Reporting	504	131	25.99	15	81	18	2	14	1	
Pct 9756 - Election Day Reporting	786	48	6.11	4	28	9	0	7	0	
Pct 9756 - VBM Reporting	786	180	22.90	19	106	37	0	18	0	
Pct 9801 - Election Day Reporting	381	40	10.50	5	24	5	1	5	0	
Pct 9801 - VBM Reporting	381	80	21.00	7	59	6	0	8	0	
Pct 9900 MB - Election Day Repo	0	0	0.00	0	0	0	0	0	0	
Pct 9900 MB - VBM Reporting	0	0	0.00	0	0	0	0	0	0	
Pct 9901 MB - Election Day Repo	0	0	0.00	0	0	0	0	0	0	
Pct 9901 MB - VBM Reporting	0	0	0.00	0	0	0	0	0	0	
Pct 9902 MB - Election Day Repo	0	0	0.00	0	0	0	0	0	0	
Pct 9902 MB - VBM Reporting	0	0	0.00	0	0	0	0	0	0	
Election Day Reporting Totals	435757	39406	9.04	3721	25756	4119	95	5697	18	

**THE CITY AND COUNTY OF SAN FRANCISCO Statement of Vote  
PRIMARY ELECTION JUNE 2014**

NON-PARTISAN INSURANCE COMMISSIONER									
	Registration	Ballois Cast	Turnout (%)	INSURANCE COMMISSIONER NATHALIE HRIZI	DAVE JONES	TED GAINES	WRITE-IN	Under Vote	Over Vote
VBM Reporting Totals	435757	89993	20.65	6275	59970	12258	181	11224	85
District Totals - Absentee									
District Grand Totals									
12TH CONGRESSIONAL DISTRICT	385648	114107	29.59	8914	75949	13758	231	15162	93
13TH CONGRESSIONAL DISTRICT	0	0	0.00	0	0	0	0	0	0
14TH CONGRESSIONAL DISTRICT	50109	15292	30.52	1082	9777	2619	45	1759	10
11TH SENATORIAL DISTRICT	435757	129399	29.70	9996	85726	16377	276	16921	103
17TH ASSEMBLY DISTRICT	251482	76933	30.59	6371	52777	7376	158	10174	77
19TH ASSEMBLY DISTRICT	184275	52466	28.47	3625	32949	9001	118	6747	28
BOARD OF EQ. DISTRICT 2	435757	129399	29.70	9996	85726	16377	276	16921	103
SUPERVISORIAL DISTRICT 1	37767	10489	27.77	804	6765	1545	20	1345	10
SUPERVISORIAL DISTRICT 2	43533	11996	27.56	496	7169	2598	16	1715	2
SUPERVISORIAL DISTRICT 3	33270	10359	31.14	646	6572	1453	17	1661	10
SUPERVISORIAL DISTRICT 4	37949	10880	28.67	880	6645	1851	31	1472	1
SUPERVISORIAL DISTRICT 5	47671	13086	27.45	1126	9266	1015	20	1646	13
SUPERVISORIAL DISTRICT 6	34002	9061	26.65	816	5918	1054	21	1232	20
SUPERVISORIAL DISTRICT 7	42355	14311	33.79	823	9064	2649	27	1743	5
SUPERVISORIAL DISTRICT 8	53703	19219	35.79	1369	14053	1335	35	2421	6
SUPERVISORIAL DISTRICT 9	38405	12015	31.28	1446	8103	872	30	1552	12
SUPERVISORIAL DISTRICT 10	35021	8924	25.48	722	6182	856	30	1122	12
SUPERVISORIAL DISTRICT 11	32081	9059	28.24	868	5989	1149	29	1012	12
CITY/COUNTY OF SAN FRANCISCO	435757	129399	29.70	9996	85726	16377	276	16921	103
BAYVIEW/HUNTERS POINT	16695	3854	23.08	286	2718	386	10	445	9
CHINATOWN	14573	4367	29.97	259	2742	584	7	773	2
CIVIC CENTER/DOWNTOWN	24423	6806	27.88	595	4467	808	14	906	18
DIAMOND HEIGHTS	6435	2633	40.92	160	1925	255	7	286	0
EXCELSIOR (OUTER MISSION)	23621	6928	29.33	675	4480	966	21	768	8
HAIGHT ASHBURY	13174	3684	27.96	340	2632	217	4	487	4
INGLESIDE	10397	2683	25.81	249	1844	266	9	311	4
INNER SUNSET	8836	2387	27.01	182	1617	248	4	335	1
LAKE MERCED	7477	1812	24.23	127	1098	365	7	215	0
LAUREL HEIGHTS/ANZA VISTA	8629	2287	26.50	172	1504	309	4	298	0
MARINA/PACIFIC HEIGHTS	34833	9391	26.88	381	5612	2050	-9	1338	1
MISSION	28168	7962	28.27	1040	5316	511	24	1058	13
NOE VALLEY	15911	5531	34.76	411	3985	389	8	736	2
NORTH BERNAL HTS	8108	3089	38.22	351	2212	141	7	386	2
NORTH EMBARCADERO	6066	2168	35.71	124	1324	350	3	365	0
PORTOLA	7972	2538	31.85	175	1672	363	6	321	2
POTRERO HILL	12285	3536	28.78	272	2479	290	8	485	2
RICHMOND	32988	9245	28.03	704	5978	1370	17	1167	9
SEA CLIFF/PRESIDIO HEIGHTS	7363	2366	32.13	111	1386	504	6	357	2
SOUTH BERNAL HEIGHT	8738	3004	34.38	291	2119	199	3	392	0
SOUTH OF MARKET	18900	5193	27.48	433	3349	662	14	727	8
SUNSET	37410	10737	28.70	870	6552	1837	29	1448	1
UPPER MARKET/EUREKA VALL	17459	6607	37.84	401	5002	379	9	815	1
VISITATION VALLEY	7291	1871	25.66	173	1215	232	12	238	1
WEST OF TWIN PEAKS	31559	11503	36.45	609	7311	2158	19	1401	5
WESTERN ADDITION	27878	7710	27.66	644	5514	603	16	924	9
Grand Totals	435757	129399	29.70	9996	85726	16377	276	16921	103



**THE CITY AND COUNTY OF SAN FRANCISCO Statement of Vote  
PRIMARY ELECTION JUNE 2014**

NON-PARTISAN BOARD OF EQUALIZATION, DISTRICT 2										
	Registration	Ballots Cast	Turnout(%)	BOARD OF EQUALIZATION, DISTRICT 2	FIONA MA	JAMES E. THEIS	WRITE IN	Under Vote	Over Vote	
Pct 1101 - Election Day Reporting	484	35	7.23		27	2	0	6	0	
Pct 1101 - VBM Reporting	484	106	21.90		75	21	1	9	0	
Pct 1102 - Election Day Reporting	873	94	10.77		71	8	1	14	0	
Pct 1102 - VBM Reporting	873	192	21.99		144	34	0	14	0	
Pct 1103 - Election Day Reporting	827	76	9.19		54	12	0	10	0	
Pct 1103 - VBM Reporting	827	215	26.00		149	37	3	26	0	
Pct 1104/1105 - Election Day Rep	817	65	7.96		49	9	1	6	0	
Pct 1104/1105 - VBM Reporting	817	155	18.97		114	23	4	14	0	
Pct 1106 - Election Day Reporting	681	43	6.31		32	4	0	7	0	
Pct 1106 - VBM Reporting	681	144	21.15		95	25	0	24	0	
Pct 1107 - Election Day Reporting	661	45	6.81		37	7	1	0	0	
Pct 1107 - VBM Reporting	661	124	18.76		92	12	0	20	0	
Pct 1108 - Election Day Reporting	827	57	6.89		45	1	0	11	0	
Pct 1108 - VBM Reporting	827	195	23.58		149	25	3	18	0	
Pct 1109 - Election Day Reporting	707	49	6.93		40	4	1	4	0	
Pct 1109 - VBM Reporting	707	164	23.20		114	18	1	31	0	
Pct 1111 - Election Day Reporting	859	66	7.68		48	8	1	9	0	
Pct 1111 - VBM Reporting	859	194	22.58		147	28	2	17	0	
Pct 1112 - Election Day Reporting	638	32	5.02		24	3	0	5	0	
Pct 1112 - VBM Reporting	638	124	19.44		92	5	2	25	0	
Pct 1113 - Election Day Reporting	622	28	4.50		20	4	0	4	0	
Pct 1113 - VBM Reporting	622	155	24.92		106	27	2	20	0	
Pct 1114 - Election Day Reporting	788	62	7.87		40	15	0	7	0	
Pct 1114 - VBM Reporting	788	161	20.43		105	39	0	17	0	
Pct 1115 - Election Day Reporting	760	33	4.34		26	2	0	5	0	
Pct 1115 - VBM Reporting	760	132	17.37		101	15	1	15	0	
Pct 1116 - Election Day Reporting	781	38	4.87		26	3	1	8	0	
Pct 1116 - VBM Reporting	781	167	21.38		132	18	3	14	0	
Pct 1117 - Election Day Reporting	711	51	7.17		32	7	2	10	0	
Pct 1117 - VBM Reporting	711	139	19.55		100	17	1	21	0	
Pct 1118 - Election Day Reporting	855	55	6.43		46	3	0	6	0	
Pct 1118 - VBM Reporting	855	176	20.82		128	31	2	17	0	
Pct 1119 - Election Day Reporting	676	34	5.03		25	5	1	3	0	
Pct 1119 - VBM Reporting	676	133	19.67		102	11	6	11	3	
Pct 1121 - Election Day Reporting	597	53	8.88		39	8	2	4	0	
Pct 1121 - VBM Reporting	597	136	22.78		98	19	1	18	0	
Pct 1122 - Election Day Reporting	541	33	6.10		25	5	1	2	0	
Pct 1122 - VBM Reporting	541	112	20.70		71	17	0	24	0	
Pct 1123 - Election Day Reporting	798	32	4.01		27	2	1	2	0	
Pct 1123 - VBM Reporting	798	108	13.53		85	6	2	15	0	
Pct 1124 - Election Day Reporting	673	40	5.94		25	4	1	10	0	
Pct 1124 - VBM Reporting	673	102	15.16		79	9	0	14	0	
Pct 1125 - Election Day Reporting	846	16	1.89		8	6	1	1	0	
Pct 1125 - VBM Reporting	846	174	20.57		135	23	1	15	0	
Pct 1126 - Election Day Reporting	789	29	3.68		23	2	0	4	0	
Pct 1126 - VBM Reporting	789	160	20.28		134	10	0	16	0	
Pct 1127 - Election Day Reporting	791	65	8.22		46	10	1	12	0	
Pct 1127 - VBM Reporting	791	164	20.73		111	30	1	21	1	
Pct 1128 - Election Day Reporting	719	40	5.56		22	9	0	9	0	
Pct 1128 - VBM Reporting	719	168	23.37		103	31	1	32	1	
Pct 1129 - Election Day Reporting	791	50	6.32		29	12	2	7	0	
Pct 1129 - VBM Reporting	791	165	20.86		130	22	0	13	0	
Pct 1131 - Election Day Reporting	702	32	4.56		17	6	0	9	0	
Pct 1131 - VBM Reporting	702	161	22.93		115	22	2	22	0	
Pct 1132 - Election Day Reporting	829	61	7.36		35	5	1	20	0	
Pct 1132 - VBM Reporting	829	191	23.04		127	42	0	21	1	
Pct 1133 - Election Day Reporting	769	37	4.81		24	12	0	1	0	

**THE CITY AND COUNTY OF SAN FRANCISCO Statement of Vote  
PRIMARY ELECTION JUNE 2014**

NON-PARTISAN BOARD OF EQUALIZATION, DISTRICT 2												
	Registration	Ballois Cast	Turnout(%)	BOARD OF EQUALIZATION, DISTRICT 2	FIONA MA	JAMES E. THEIS	WRITE-IN	Under Vote	Over Vote			
Pct 1133 - VBM Reporting	769	191	24.84		140	25	2	24	0			
Pct 1134 - Election Day Reporting	688	48	6.98		37	5	0	6	0			
Pct 1134 - VBM Reporting	688	146	21.22		98	21	3	24	0			
Pct 1135 - Election Day Reporting	456	27	5.92		20	2	0	5	0			
Pct 1135 - VBM Reporting	456	121	26.54		80	20	1	20	0			
Pct 1136 - Election Day Reporting	707	30	4.24		18	9	0	3	0			
Pct 1136 - VBM Reporting	707	179	25.32		122	31	2	24	0			
Pct 1141 - Election Day Reporting	859	48	5.59		37	4	0	7	0			
Pct 1141 - VBM Reporting	859	204	23.75		154	22	1	26	1			
Pct 1142 - Election Day Reporting	793	48	6.05		39	4	0	5	0			
Pct 1142 - VBM Reporting	793	187	23.58		127	31	0	29	0			
Pct 1143 - Election Day Reporting	843	76	9.02		56	5	1	14	0			
Pct 1143 - VBM Reporting	843	186	22.06		124	34	2	26	0			
Pct 1144 - Election Day Reporting	751	58	7.72		38	6	0	14	0			
Pct 1144 - VBM Reporting	751	143	19.04		101	27	1	14	0			
Pct 1145 - Election Day Reporting	805	58	7.20		48	2	0	8	0			
Pct 1145 - VBM Reporting	805	205	25.47		169	16	0	20	0			
Pct 1146 - Election Day Reporting	826	56	6.78		44	6	2	4	0			
Pct 1146 - VBM Reporting	826	196	23.73		133	30	4	28	1			
Pct 1147 - Election Day Reporting	779	72	9.24		50	8	1	13	0			
Pct 1147 - VBM Reporting	779	179	22.98		126	29	0	24	0			
Pct 1148 - Election Day Reporting	798	60	7.52		47	6	0	7	0			
Pct 1148 - VBM Reporting	798	168	21.05		118	30	3	17	0			
Pct 1149 - Election Day Reporting	812	89	8.50		52	8	0	9	0			
Pct 1149 - VBM Reporting	812	164	20.20		114	20	0	30	0			
Pct 1151 MB - Election Day Repo	0	0	0.00		0	0	0	0	0			
Pct 1151 MB - VBM Reporting	0	0	0.00		0	0	0	0	0			
Pct 1152 - Election Day Reporting	764	66	8.64		35	13	3	15	0			
Pct 1152 - VBM Reporting	764	181	23.69		133	22	2	24	0			
Pct 1153 - Election Day Reporting	788	65	8.25		43	6	1	15	0			
Pct 1153 - VBM Reporting	788	154	19.54		109	34	2	9	0			
Pct 1154 MB - Election Day Repo	0	0	0.00		0	0	0	0	0			
Pct 1154 MB - VBM Reporting	0	0	0.00		0	0	0	0	0			
Pct 7001 - Election Day Reporting	641	42	6.55		31	7	0	4	0			
Pct 7001 - VBM Reporting	641	105	16.38		76	7	0	22	0			
Pct 7002 - Election Day Reporting	820	52	6.34		37	4	0	11	0			
Pct 7002 - VBM Reporting	820	167	20.37		109	33	0	25	0			
Pct 7003 - Election Day Reporting	792	105	13.26		75	6	1	23	0			
Pct 7003 - VBM Reporting	792	162	20.45		123	17	1	21	0			
Pct 7004 - Election Day Reporting	784	81	10.33		63	2	0	16	0			
Pct 7004 - VBM Reporting	784	150	19.13		103	17	1	29	0			
Pct 7005 - Election Day Reporting	776	99	12.76		80	9	1	9	0			
Pct 7005 - VBM Reporting	776	149	19.20		105	19	0	25	0			
Pct 7006 - Election Day Reporting	825	91	11.03		67	4	1	19	0			
Pct 7006 - VBM Reporting	825	152	18.42		111	19	2	20	0			
Pct 7007 - Election Day Reporting	897	96	10.70		76	7	0	13	0			
Pct 7007 - VBM Reporting	897	186	21.07		145	9	1	34	0			
Pct 7008 - Election Day Reporting	787	122	15.50		82	11	0	29	0			
Pct 7008 - VBM Reporting	787	205	26.18		142	27	3	34	0			
Pct 7009 - Election Day Reporting	805	53	6.58		37	8	0	8	0			
Pct 7009 - VBM Reporting	805	185	22.98		145	11	0	29	0			
Pct 7011 - Election Day Reporting	876	50	5.71		44	1	0	5	0			
Pct 7011 - VBM Reporting	876	117	13.36		79	11	2	25	0			
Pct 7012 - Election Day Reporting	908	102	11.23		69	13	0	20	0			
Pct 7012 - VBM Reporting	908	169	18.61		126	16	2	25	0			
Pct 7013 - Election Day Reporting	554	44	7.94		29	5	0	10	0			
Pct 7013 - VBM Reporting	554	100	18.05		87	5	0	8	0			

**THE CITY AND COUNTY OF SAN FRANCISCO Statement of Vote  
PRIMARY ELECTION JUNE 2014**

NON-PARTISAN BOARD OF EQUALIZATION, DISTRICT 2

	Registration	Ballots Cast	Turnout (%)	BOARD OF EQUALIZATION, DISTRICT 2	FIONA MA	JAMES E. THEIS	WRITE-IN	Under Vote	Over Vote									
Pct 7014 - Election Day Reporting	940	78	8.30	51	10	1	16	0										
Pct 7014 - VBM Reporting	940	168	17.87	121	19	0	28	0										
Pct 7015 MB - Election Day Repo	66	0	0.00	0	0	0	0	0										
Pct 7015 MB - VBM Reporting	66	13	19.70	9	3	0	1	0										
Pct 7016 - Election Day Reporting	787	40	5.08	28	4	0	8	0										
Pct 7016 - VBM Reporting	787	141	17.92	94	17	2	27	1										
Pct 7017 - Election Day Reporting	676	17	2.51	13	0	0	4	0										
Pct 7017 - VBM Reporting	676	94	13.91	74	9	0	11	0										
Pct 7018 - Election Day Reporting	840	42	5.00	33	5	0	4	0										
Pct 7018 - VBM Reporting	840	242	28.81	176	24	6	35	1										
Pct 7019 - Election Day Reporting	861	45	5.23	34	6	0	5	0										
Pct 7019 - VBM Reporting	861	222	25.78	172	23	0	27	0										
Pct 7021 - Election Day Reporting	841	58	6.90	38	8	1	11	0										
Pct 7021 - VBM Reporting	841	143	17.00	105	16	0	22	0										
Pct 7022 - Election Day Reporting	888	45	5.07	30	3	1	11	0										
Pct 7022 - VBM Reporting	888	152	17.12	118	15	0	19	0										
Pct 7023 - Election Day Reporting	823	40	4.86	30	3	0	7	0										
Pct 7023 - VBM Reporting	823	168	20.41	128	13	2	25	0										
Pct 7024 - Election Day Reporting	263	3	1.14	1	1	0	1	0										
Pct 7024 - VBM Reporting	263	13	4.94	11	1	0	1	0										
Pct 7025 - Election Day Reporting	417	18	4.32	16	0	0	2	0										
Pct 7025 - VBM Reporting	417	32	7.67	23	1	0	8	0										
Pct 7026 - Election Day Reporting	837	46	5.50	30	5	0	11	0										
Pct 7026 - VBM Reporting	837	235	28.08	175	26	0	34	0										
Pct 7027 - Election Day Reporting	775	53	6.84	38	6	0	9	0										
Pct 7027 - VBM Reporting	775	147	18.97	104	19	2	22	0										
Pct 7028 - Election Day Reporting	762	32	4.20	28	1	0	3	0										
Pct 7028 - VBM Reporting	762	91	11.94	81	4	0	6	0										
Pct 7029 - Election Day Reporting	802	27	3.37	22	2	0	3	0										
Pct 7029 - VBM Reporting	802	105	13.09	75	12	1	16	1										
Pct 7030 - Election Day Reporting	669	36	5.38	23	8	1	4	0										
Pct 7030 - VBM Reporting	669	180	26.91	135	17	0	28	0										
Pct 7031 - Election Day Reporting	358	12	3.35	7	0	0	5	0										
Pct 7031 - VBM Reporting	358	121	33.80	85	13	0	22	1										
Pct 7032 - Election Day Reporting	799	45	5.13	39	4	1	11	0										
Pct 7032 - VBM Reporting	799	151	18.90	118	14	0	19	0										
Pct 7033 - Election Day Reporting	706	47	6.66	30	9	0	8	0										
Pct 7033 - VBM Reporting	706	101	14.31	82	10	1	8	0										
Pct 7034 - Election Day Reporting	767	13	1.69	8	4	0	1	0										
Pct 7034 - VBM Reporting	767	58	7.69	54	2	0	3	0										
Pct 7035 - Election Day Reporting	311	23	7.40	20	1	0	2	0										
Pct 7035 - VBM Reporting	311	41	13.18	33	5	0	3	0										
Pct 7036 - Election Day Reporting	813	25	3.08	17	3	2	3	0										
Pct 7036 - VBM Reporting	813	171	21.03	132	18	1	20	0										
Pct 7037 - Election Day Reporting	687	15	2.18	11	0	0	4	0										
Pct 7037 - VBM Reporting	687	41	5.97	35	3	0	3	0										
Pct 7038 - Election Day Reporting	807	14	1.73	7	3	0	4	0										
Pct 7038 - VBM Reporting	807	171	21.19	131	21	0	19	0										
Pct 7039 - Election Day Reporting	705	58	8.23	40	7	0	11	0										
Pct 7039 - VBM Reporting	705	141	20.00	100	22	0	19	0										
Pct 7041 MB - Election Day Repo	53	0	0.00	0	0	0	0	0										
Pct 7041 MB - VBM Reporting	53	14	26.42	9	3	0	2	0										
Pct 7042 - Election Day Reporting	586	24	4.10	20	4	0	0	0										
Pct 7042 - VBM Reporting	586	130	22.18	93	15	0	21	1										
Pct 7043 - Election Day Reporting	765	23	3.01	19	1	0	3	0										
Pct 7043 - VBM Reporting	765	152	19.87	113	13	0	26	0										
Pct 7044 - Election Day Reporting	754	27	3.58	23	1	0	3	0										

**THE CITY AND COUNTY OF SAN FRANCISCO Statement of Vote  
PRIMARY ELECTION JUNE 2014**

NON-PARTISAN BOARD OF EQUALIZATION, DISTRICT 2										
	Registration	Ballois Cast	Turnout (%)	BOARD OF EQUALIZATION, DISTRICT 2	FIONA MA	JAMES E. THEIS	WRITE-IN	Under Vote	Over Vote	
Pct 7044 - VBM Reporting	754	61	8.09		38	11	1	11	0	
Pct 7045 - Election Day Reporting	692	42	6.07		23	7	0	12	0	
Pct 7045 - VBM Reporting	692	181	26.16		127	23	0	31	0	
Pct 7046 - Election Day Reporting	389	25	6.43		19	1	0	5	0	
Pct 7046 - VBM Reporting	389	95	24.42		59	18	0	18	0	
Pct 7047 - Election Day Reporting	744	45	6.05		30	4	0	11	0	
Pct 7047 - VBM Reporting	744	198	26.75		139	26	0	34	0	
Pct 7048 - Election Day Reporting	725	40	5.52		27	8	0	5	0	
Pct 7048 - VBM Reporting	725	129	17.79		94	16	1	18	0	
Pct 7049 - Election Day Reporting	724	37	5.11		27	4	0	6	0	
Pct 7049 - VBM Reporting	724	156	21.55		119	22	0	15	0	
Pct 7051 - Election Day Reporting	771	29	3.76		20	4	0	5	0	
Pct 7051 - VBM Reporting	771	199	25.81		136	38	1	24	0	
Pct 7052 - Election Day Reporting	749	47	6.28		30	7	0	10	0	
Pct 7052 - VBM Reporting	749	156	20.83		107	23	1	25	0	
Pct 7053 - Election Day Reporting	400	13	3.25		10	3	0	0	0	
Pct 7053 - VBM Reporting	400	117	29.25		83	24	1	9	0	
Pct 7054 - Election Day Reporting	770	39	5.06		27	6	0	6	0	
Pct 7054 - VBM Reporting	770	119	15.45		99	4	0	15	1	
Pct 7101 MB - Election Day Repo	118	2	1.69		1	0	0	1	0	
Pct 7101 MB - VBM Reporting	118	28	23.73		24	1	0	3	0	
Pct 7201 - Election Day Reporting	823	69	8.38		48	8	0	13	0	
Pct 7201 - VBM Reporting	823	169	20.53		110	36	0	23	0	
Pct 7202 - Election Day Reporting	773	76	9.83		49	8	0	19	0	
Pct 7202 - VBM Reporting	773	178	23.03		102	57	0	19	0	
Pct 7203 - Election Day Reporting	779	65	8.34		50	7	0	8	0	
Pct 7203 - VBM Reporting	779	122	15.66		74	25	2	21	0	
Pct 7204 - Election Day Reporting	806	64	7.94		38	12	0	14	0	
Pct 7204 - VBM Reporting	806	206	25.56		134	38	1	33	0	
Pct 7205 - Election Day Reporting	814	81	9.95		54	16	0	11	0	
Pct 7205 - VBM Reporting	814	228	28.01		133	48	1	46	0	
Pct 7206 - Election Day Reporting	338	33	9.76		22	6	0	5	0	
Pct 7206 - VBM Reporting	338	51	15.09		36	7	0	8	0	
Pct 7207 - Election Day Reporting	546	32	5.86		23	3	1	5	0	
Pct 7207 - VBM Reporting	546	102	18.68		65	19	0	18	0	
Pct 7208 - Election Day Reporting	525	33	6.29		22	3	0	8	0	
Pct 7208 - VBM Reporting	525	133	25.33		88	22	1	22	0	
Pct 7209 - Election Day Reporting	476	36	7.56		26	5	0	5	0	
Pct 7209 - VBM Reporting	476	166	39.08		113	27	0	46	0	
Pct 7301 - Election Day Reporting	838	63	7.52		41	8	1	13	0	
Pct 7301 - VBM Reporting	838	178	21.24		118	30	1	29	0	
Pct 7302 - Election Day Reporting	722	77	10.66		43	13	1	20	0	
Pct 7302 - VBM Reporting	722	263	36.43		162	59	3	38	1	
Pct 7303 - Election Day Reporting	839	86	10.25		51	12	0	23	0	
Pct 7303 - VBM Reporting	839	169	20.14		120	26	2	20	0	
Pct 7304 - Election Day Reporting	856	91	10.63		66	12	0	13	0	
Pct 7304 - VBM Reporting	856	187	21.85		120	37	1	29	0	
Pct 7305 - Election Day Reporting	782	96	12.53		56	19	0	23	0	
Pct 7305 - VBM Reporting	782	199	25.45		116	36	1	46	0	
Pct 7306 - Election Day Reporting	880	75	8.52		47	9	1	18	0	
Pct 7306 - VBM Reporting	880	178	20.23		118	33	1	26	0	
Pct 7307 - Election Day Reporting	673	65	9.66		49	5	0	11	0	
Pct 7307 - VBM Reporting	673	151	22.44		101	20	0	30	0	
Pct 7308 - Election Day Reporting	533	58	11.07		33	9	0	17	0	
Pct 7308 - VBM Reporting	533	158	29.64		95	35	0	28	0	
Pct 7309 - Election Day Reporting	738	70	9.49		51	14	1	4	0	
Pct 7309 - VBM Reporting	738	99	13.41		67	15	0	17	0	

**THE CITY AND COUNTY OF SAN FRANCISCO Statement of Vote  
PRIMARY ELECTION JUNE 2014**

NON-PARTISAN BOARD OF EQUALIZATION, DISTRICT 2									
	Registration	Ballois Cast	Turnout (%)	BOARD OF EQUALIZATION, DISTRICT 2	FIONA MA	JAMES E. THEIS	WRIEHN	Under Vote	Over Vote
Pct 7311 - Election Day Reporting	795	66	8.30		46	8	0	12	0
Pct 7311 - VBM Reporting	795	151	18.99		104	21	0	26	0
Pct 7312 - Election Day Reporting	809	74	9.15		47	13	2	12	0
Pct 7312 - VBM Reporting	809	242	29.91		144	50	1	47	0
Pct 7313 - Election Day Reporting	768	72	9.38		50	12	0	10	0
Pct 7313 - VBM Reporting	768	187	24.35		129	28	0	30	0
Pct 7314 - Election Day Reporting	614	43	7.00		22	6	0	15	0
Pct 7314 - VBM Reporting	614	142	23.13		98	11	1	32	0
Pct 7315 - Election Day Reporting	629	55	8.74		30	9	1	15	0
Pct 7315 - VBM Reporting	629	110	17.49		69	18	1	21	1
Pct 7316 - Election Day Reporting	721	54	7.49		32	7	0	15	0
Pct 7316 - VBM Reporting	721	160	22.19		108	19	2	31	0
Pct 7317 - Election Day Reporting	823	80	9.72		53	11	2	14	0
Pct 7317 - VBM Reporting	823	242	29.40		152	48	1	41	0
Pct 7318 - Election Day Reporting	653	61	9.34		35	15	2	8	1
Pct 7318 - VBM Reporting	653	162	24.81		113	18	0	31	0
Pct 7319 - Election Day Reporting	856	50	5.84		30	7	0	13	0
Pct 7319 - VBM Reporting	856	157	18.34		112	26	1	18	0
Pct 7321 - Election Day Reporting	580	46	7.93		33	6	0	7	0
Pct 7321 - VBM Reporting	580	131	22.59		91	18	0	22	0
Pct 7322 - Election Day Reporting	743	34	4.58		26	1	0	7	0
Pct 7322 - VBM Reporting	743	224	30.15		155	27	0	41	1
Pct 7323 - Election Day Reporting	664	71	10.69		49	12	0	10	0
Pct 7323 - VBM Reporting	664	121	18.22		94	13	0	14	0
Pct 7324 - Election Day Reporting	656	46	7.01		36	3	0	7	0
Pct 7324 - VBM Reporting	656	120	18.29		82	12	0	26	0
Pct 7325 - Election Day Reporting	774	69	8.91		47	6	0	16	0
Pct 7325 - VBM Reporting	774	134	17.31		82	17	1	24	0
Pct 7326 - Election Day Reporting	736	63	8.56		44	9	0	10	0
Pct 7326 - VBM Reporting	736	157	21.33		101	28	1	27	0
Pct 7327 - Election Day Reporting	546	33	6.04		21	4	0	8	0
Pct 7327 - VBM Reporting	546	156	28.57		109	14	0	33	0
Pct 7328 - Election Day Reporting	730	36	4.93		20	3	0	13	0
Pct 7328 - VBM Reporting	730	230	31.51		163	20	3	42	2
Pct 7329 - Election Day Reporting	418	31	7.42		18	6	0	7	0
Pct 7329 - VBM Reporting	418	125	29.90		79	27	0	19	0
Pct 7331 - Election Day Reporting	798	115	14.41		63	27	1	24	0
Pct 7331 - VBM Reporting	798	296	37.09		180	57	1	58	0
Pct 7332 - Election Day Reporting	710	64	9.01		48	3	1	12	0
Pct 7332 - VBM Reporting	710	117	16.48		78	20	0	19	0
Pct 7333 - Election Day Reporting	845	75	8.88		53	9	0	13	0
Pct 7333 - VBM Reporting	845	185	19.53		117	19	3	26	0
Pct 7334 - Election Day Reporting	797	68	8.53		48	7	1	12	0
Pct 7334 - VBM Reporting	797	150	18.82		108	16	2	24	0
Pct 7335 - Election Day Reporting	821	69	8.40		46	11	1	11	0
Pct 7335 - VBM Reporting	821	186	22.66		121	39	0	26	0
Pct 7336 - Election Day Reporting	818	68	8.31		45	8	0	15	0
Pct 7336 - VBM Reporting	818	201	24.57		115	50	3	32	1
Pct 7337 - Election Day Reporting	745	59	7.92		42	7	0	10	0
Pct 7337 - VBM Reporting	745	200	26.85		125	37	0	38	0
Pct 7338 - Election Day Reporting	797	40	5.02		21	6	0	13	0
Pct 7338 - VBM Reporting	797	255	31.99		174	33	5	43	0
Pct 7339 - Election Day Reporting	531	52	9.79		30	8	0	14	0
Pct 7339 - VBM Reporting	531	118	22.22		87	13	0	18	0
Pct 7341 - Election Day Reporting	721	64	8.88		37	10	1	16	0
Pct 7341 - VBM Reporting	721	138	19.14		105	14	5	14	0
Pct 7342 - Election Day Reporting	819	113	13.80		79	17	1	16	0

**THE CITY AND COUNTY OF SAN FRANCISCO Statement of Vote  
PRIMARY ELECTION JUNE 2014**

NON-PARTISAN BOARD OF EQUALIZATION, DISTRICT 2										
	Registration	Ballots Cast	Turnout (%)	BOARD OF EQUALIZATION, DISTRICT 2	FIONA MA	JAMES E. THEIS	WRITE-IN	Under Vote	Over Vote	
Pct 7342 - VBM Reporting	819	135	16.48		82	28	1	23	1	
Pct 7343 - Election Day Reporting	588	68	11.56		53	6	1	8	0	
Pct 7343 - VBM Reporting	588	83	14.12		61	9	0	13	0	
Pct 7344 - Election Day Reporting	941	89	9.46		68	12	0	9	0	
Pct 7344 - VBM Reporting	941	179	19.02		126	22	1	30	0	
Pct 7345 - Election Day Reporting	847	61	7.20		47	5	0	9	0	
Pct 7345 - VBM Reporting	847	127	14.99		99	18	1	9	0	
Pct 7346 - Election Day Reporting	759	77	10.14		56	7	1	13	0	
Pct 7346 - VBM Reporting	759	103	13.57		78	11	1	13	0	
Pct 7347 - Election Day Reporting	830	60	7.23		46	2	0	12	0	
Pct 7347 - VBM Reporting	830	129	15.54		94	19	0	18	0	
Pct 7348 - Election Day Reporting	754	65	9.02		47	14	0	7	0	
Pct 7348 - VBM Reporting	754	134	17.77		97	14	0	23	0	
Pct 7349 - Election Day Reporting	773	76	9.83		53	6	0	17	0	
Pct 7349 - VBM Reporting	773	156	20.18		110	26	0	20	0	
Pct 7501 - Election Day Reporting	486	58	11.93		39	9	1	9	0	
Pct 7501 - VBM Reporting	486	75	15.43		46	16	0	13	0	
Pct 7502 - Election Day Reporting	661	46	6.96		31	7	0	8	0	
Pct 7502 - VBM Reporting	661	127	19.21		85	24	1	17	0	
Pct 7503 - Election Day Reporting	687	53	7.71		35	8	0	10	0	
Pct 7503 - VBM Reporting	687	135	19.65		90	22	1	22	0	
Pct 7504 - Election Day Reporting	425	32	7.53		20	6	0	6	0	
Pct 7504 - VBM Reporting	425	101	23.76		71	18	0	12	0	
Pct 7505 - Election Day Reporting	798	91	11.40		57	12	1	21	0	
Pct 7505 - VBM Reporting	798	314	39.35		205	50	2	56	1	
Pct 7506 - Election Day Reporting	736	42	5.71		32	4	0	6	0	
Pct 7506 - VBM Reporting	736	127	17.26		104	12	0	11	0	
Pct 7507 - Election Day Reporting	866	64	7.39		51	2	1	10	0	
Pct 7507 - VBM Reporting	866	173	19.98		125	18	0	30	0	
Pct 7508 - Election Day Reporting	656	76	11.59		48	12	0	16	0	
Pct 7508 - VBM Reporting	656	220	33.54		136	37	1	45	1	
Pct 7509/7511 - Election Day Rep	853	86	10.08		54	16	0	16	0	
Pct 7509/7511 - VBM Reporting	853	207	24.27		156	27	3	21	0	
Pct 7512 - Election Day Reporting	570	44	7.72		30	7	0	7	0	
Pct 7512 - VBM Reporting	570	119	20.88		73	23	0	23	0	
Pct 7513 - Election Day Reporting	699	72	10.30		46	10	0	16	0	
Pct 7513 - VBM Reporting	699	100	14.31		68	21	1	10	0	
Pct 7514 - Election Day Reporting	811	28	3.45		18	3	0	7	0	
Pct 7514 - VBM Reporting	811	165	20.35		123	14	1	27	0	
Pct 7515 - Election Day Reporting	774	68	8.79		53	6	1	8	0	
Pct 7515 - VBM Reporting	774	174	22.48		129	20	1	24	0	
Pct 7516 - Election Day Reporting	744	86	11.56		64	11	0	11	0	
Pct 7516 - VBM Reporting	744	221	29.70		157	26	1	37	0	
Pct 7517 - Election Day Reporting	822	86	10.46		73	5	1	7	0	
Pct 7517 - VBM Reporting	822	123	14.96		90	9	1	22	1	
Pct 7518 - Election Day Reporting	795	102	12.83		71	13	1	17	0	
Pct 7518 - VBM Reporting	795	131	16.48		102	7	0	22	0	
Pct 7519 - Election Day Reporting	693	60	8.66		47	3	1	9	0	
Pct 7519 - VBM Reporting	693	91	13.13		69	7	2	13	0	
Pct 7521 - Election Day Reporting	728	68	9.34		47	6	2	13	0	
Pct 7521 - VBM Reporting	728	112	15.38		82	8	4	18	0	
Pct 7522 - Election Day Reporting	771	69	8.95		57	4	0	8	0	
Pct 7522 - VBM Reporting	771	103	13.36		79	5	1	18	0	
Pct 7523 - Election Day Reporting	696	93	13.36		69	10	2	12	0	
Pct 7523 - VBM Reporting	696	95	13.65		74	8	1	12	0	
Pct 7524 - Election Day Reporting	580	57	9.83		41	5	1	10	0	
Pct 7524 - VBM Reporting	580	80	13.79		52	11	0	17	0	

**THE CITY AND COUNTY OF SAN FRANCISCO Statement of Vote  
PRIMARY ELECTION JUNE 2014**

NON-PARTISAN BOARD OF EQUALIZATION, DISTRICT 2													
	Registration	Ballots Cast	Turnout (%)		BOARD OF EQUALIZATION, DISTRICT 2								
					FIONA MA	JAMES E. THEIS	WRITE-IN	Under Vote	Over Vote				
Pct 7525 - Election Day Reporting	780	58	7.56		46	5	0	8	0				
Pct 7525 - VBM Reporting	780	120	15.38		97	6	3	14	0				
Pct 7526 - Election Day Reporting	789	69	8.75		60	2	0	7	0				
Pct 7526 - VBM Reporting	789	135	17.11		103	6	0	26	0				
Pct 7527/7528 - Election Day Rep	679	80	11.78		54	11	0	15	0				
Pct 7527/7528 - VBM Reporting	679	131	19.29		80	26	2	22	1				
Pct 7529 - Election Day Reporting	812	84	10.34		60	4	2	18	0				
Pct 7529 - VBM Reporting	812	115	14.16		95	3	0	17	0				
Pct 7531 - Election Day Reporting	805	66	8.20		50	4	1	11	0				
Pct 7531 - VBM Reporting	805	91	11.30		71	2	0	18	0				
Pct 7532 - Election Day Reporting	639	65	10.17		47	7	0	11	0				
Pct 7532 - VBM Reporting	639	98	15.34		59	16	1	22	0				
Pct 7533 - Election Day Reporting	810	104	12.84		70	13	2	19	0				
Pct 7533 - VBM Reporting	810	97	11.98		73	9	0	15	0				
Pct 7534 - Election Day Reporting	762	86	11.29		66	8	1	11	0				
Pct 7534 - VBM Reporting	762	90	11.81		72	4	0	14	0				
Pct 7535 - Election Day Reporting	671	102	15.20		74	4	1	23	0				
Pct 7535 - VBM Reporting	671	90	13.41		68	11	1	10	0				
Pct 7536 - Election Day Reporting	749	91	12.15		66	5	0	20	0				
Pct 7536 - VBM Reporting	749	136	18.16		109	7	0	20	0				
Pct 7537 - Election Day Reporting	666	78	11.41		61	4	1	10	0				
Pct 7537 - VBM Reporting	666	108	16.22		81	9	0	18	0				
Pct 7538 - Election Day Reporting	728	96	13.19		79	6	2	9	0				
Pct 7538 - VBM Reporting	728	115	15.80		97	2	0	16	0				
Pct 7539 - Election Day Reporting	868	120	13.82		91	9	1	19	0				
Pct 7539 - VBM Reporting	868	118	13.59		97	6	1	14	0				
Pct 7541 - Election Day Reporting	732	79	10.79		55	8	2	14	0				
Pct 7541 - VBM Reporting	732	119	16.26		82	5	1	31	0				
Pct 7542 - Election Day Reporting	780	83	10.64		63	4	1	15	0				
Pct 7542 - VBM Reporting	780	118	15.13		94	4	1	19	0				
Pct 7543 - Election Day Reporting	845	69	8.17		51	5	0	13	0				
Pct 7543 - VBM Reporting	845	175	20.71		128	8	2	37	0				
Pct 7544 - Election Day Reporting	801	85	10.61		69	6	0	10	0				
Pct 7544 - VBM Reporting	801	138	17.23		112	10	0	16	0				
Pct 7545 - Election Day Reporting	779	82	10.53		66	0	1	15	0				
Pct 7545 - VBM Reporting	779	143	18.36		106	12	2	23	0				
Pct 7546 - Election Day Reporting	836	99	11.84		76	7	1	15	0				
Pct 7546 - VBM Reporting	836	141	16.87		115	6	0	20	0				
Pct 7547 - Election Day Reporting	885	83	9.38		61	5	0	17	0				
Pct 7547 - VBM Reporting	885	123	13.90		95	4	3	21	0				
Pct 7548 - Election Day Reporting	919	72	7.83		57	9	0	6	0				
Pct 7548 - VBM Reporting	919	168	18.28		130	12	1	25	0				
Pct 7549 - Election Day Reporting	734	80	10.90		60	9	2	9	0				
Pct 7549 - VBM Reporting	734	131	17.85		97	10	1	23	0				
Pct 7551 - Election Day Reporting	629	91	14.47		67	6	0	18	0				
Pct 7551 - VBM Reporting	629	99	15.74		81	6	2	10	0				
Pct 7552 - Election Day Reporting	659	88	13.35		65	7	0	16	0				
Pct 7552 - VBM Reporting	659	120	18.21		89	10	1	20	0				
Pct 7553 MB - Election Day Repo	154	3	1.95		1	0	0	2	0				
Pct 7553 MB - VBM Reporting	154	54	35.06		44	7	0	3	0				
Pct 7554 - Election Day Reporting	753	85	11.29		63	9	0	13	0				
Pct 7554 - VBM Reporting	753	167	22.18		117	14	0	36	0				
Pct 7555 - Election Day Reporting	834	113	13.55		86	6	0	21	0				
Pct 7555 - VBM Reporting	834	173	20.74		138	11	0	24	0				
Pct 7556/7557 - Election Day Rep	919	113	12.30		83	9	0	21	0				
Pct 7556/7557 - VBM Reporting	919	207	22.52		154	14	1	38	0				
Pct 7601 - Election Day Reporting	803	54	6.72		36	8	1	8	0				

**THE CITY AND COUNTY OF SAN FRANCISCO Statement of Vote  
PRIMARY ELECTION JUNE 2014**

NON-PARTISAN BOARD OF EQUALIZATION, DISTRICT 2										
	Registration	Ballots Cast	Turnout (%)	BOARD OF EQUALIZATION, DISTRICT 2	FIONA MA	JAMES E. THEIS	WRITE-IN	Under Vote	Over Vote	
Pct 7601 - VBM Reporting	803	100	12.45		73	7	1	17	2	
Pct 7602 - Election Day Reporting	794	60	7.56		43	6	1	10	0	
Pct 7602 - VBM Reporting	794	115	14.48		80	12	2	21	0	
Pct 7603 - Election Day Reporting	713	70	9.82		51	8	1	10	0	
Pct 7603 - VBM Reporting	713	112	15.71		90	10	0	12	0	
Pct 7604 - Election Day Reporting	715	68	9.51		47	10	0	11	0	
Pct 7604 - VBM Reporting	715	117	16.36		83	17	1	16	0	
Pct 7605 - Election Day Reporting	696	54	7.76		29	9	1	15	0	
Pct 7605 - VBM Reporting	696	128	18.39		83	16	1	28	0	
Pct 7606 - Election Day Reporting	770	57	7.40		34	12	0	11	0	
Pct 7606 - VBM Reporting	770	105	14.16		72	21	2	13	1	
Pct 7607 - Election Day Reporting	836	57	6.82		35	14	1	7	0	
Pct 7607 - VBM Reporting	836	145	17.34		110	17	2	16	0	
Pct 7608 - Election Day Reporting	435	37	8.51		27	5	0	5	0	
Pct 7608 - VBM Reporting	435	83	19.08		59	10	1	13	0	
Pct 7609 - Election Day Reporting	839	57	6.79		33	9	0	15	0	
Pct 7609 - VBM Reporting	839	205	24.91		138	31	2	38	0	
Pct 7611 - Election Day Reporting	805	62	7.70		36	11	2	13	0	
Pct 7611 - VBM Reporting	805	146	18.14		100	13	3	30	0	
Pct 7612 - Election Day Reporting	598	50	8.36		27	9	0	14	0	
Pct 7612 - VBM Reporting	598	140	23.41		90	25	0	25	0	
Pct 7613 - Election Day Reporting	837	90	10.75		67	10	0	13	0	
Pct 7613 - VBM Reporting	837	151	18.04		117	23	0	11	0	
Pct 7614 - Election Day Reporting	895	50	5.59		33	5	0	12	0	
Pct 7614 - VBM Reporting	895	144	16.09		108	21	2	11	2	
Pct 7615 - Election Day Reporting	875	45	5.60		24	9	0	16	0	
Pct 7615 - VBM Reporting	875	139	15.89		92	27	0	20	0	
Pct 7616 - Election Day Reporting	461	35	7.59		29	2	0	4	0	
Pct 7616 - VBM Reporting	461	89	19.31		62	13	0	14	0	
Pct 7617 - Election Day Reporting	720	55	7.64		35	5	1	12	2	
Pct 7617 - VBM Reporting	720	150	20.83		104	19	2	24	1	
Pct 7618 - Election Day Reporting	789	64	8.11		47	3	0	14	0	
Pct 7618 - VBM Reporting	789	173	21.93		139	19	0	15	0	
Pct 7619 - Election Day Reporting	983	68	6.92		50	8	2	8	0	
Pct 7619 - VBM Reporting	983	186	18.92		134	21	2	28	1	
Pct 7621 - Election Day Reporting	864	53	6.13		42	6	1	4	0	
Pct 7621 - VBM Reporting	864	160	18.52		116	24	2	18	0	
Pct 7622 - Election Day Reporting	881	46	5.22		29	8	0	9	0	
Pct 7622 - VBM Reporting	881	133	15.10		101	17	0	15	0	
Pct 7623 - Election Day Reporting	766	25	3.26		19	0	0	6	0	
Pct 7623 - VBM Reporting	766	116	15.14		87	17	2	10	0	
Pct 7624 - Election Day Reporting	890	65	7.75		47	9	0	13	0	
Pct 7624 - VBM Reporting	890	131	14.72		95	17	2	16	1	
Pct 7625 - Election Day Reporting	842	67	7.96		40	7	0	20	0	
Pct 7625 - VBM Reporting	842	348	41.09		233	42	1	69	1	
Pct 7626 - Election Day Reporting	898	56	6.24		42	8	1	5	0	
Pct 7626 - VBM Reporting	898	183	20.38		117	32	3	31	0	
Pct 7627 - Election Day Reporting	944	48	5.08		34	5	2	7	0	
Pct 7627 - VBM Reporting	944	189	20.02		105	46	1	37	0	
Pct 7628 - Election Day Reporting	864	68	7.87		48	5	2	13	0	
Pct 7628 - VBM Reporting	864	141	16.32		103	11	4	23	0	
Pct 7629 - Election Day Reporting	711	33	4.64		30	0	0	3	0	
Pct 7629 - VBM Reporting	711	110	15.47		75	13	2	20	0	
Pct 7631 - Election Day Reporting	761	46	6.04		28	10	1	7	0	
Pct 7631 - VBM Reporting	761	156	20.50		111	19	0	26	0	
Pct 7632 - Election Day Reporting	646	33	5.11		28	3	2	0	0	
Pct 7632 - VBM Reporting	646	117	18.11		85	16	1	15	0	



**THE CITY AND COUNTY OF SAN FRANCISCO Statement of Vote  
PRIMARY ELECTION JUNE 2014**

NON-PARTISAN BOARD OF EQUALIZATION, DISTRICT 2													
	Registration	Ballots Cast	Turnout (%)	BOARD OF EQUALIZATION, DISTRICT 2	FIONA MA	JAMES E. THEIS	WRITE-IN	Under Vote	Over Vote				
Pct 7633 - Election Day Reporting	627	44	7.02		31	6	1	6	0				
Pct 7633 - VBM Reporting	627	189	30.14		152	16	1	20	0				
Pct 7634 - Election Day Reporting	854	58	6.56		38	6	0	12	0				
Pct 7634 - VBM Reporting	854	208	24.47		145	33	1	29	1				
Pct 7635 - Election Day Reporting	689	26	3.77		17	6	0	3	0				
Pct 7635 - VBM Reporting	689	118	17.13		90	11	1	16	0				
Pct 7636 - Election Day Reporting	858	56	6.53		32	5	3	16	0				
Pct 7636 - VBM Reporting	858	126	14.69		85	18	1	22	0				
Pct 7637 - Election Day Reporting	915	49	5.36		32	10	0	7	0				
Pct 7637 - VBM Reporting	915	202	22.08		128	36	0	38	0				
Pct 7638 - Election Day Reporting	879	45	5.12		30	7	0	8	0				
Pct 7638 - VBM Reporting	879	248	28.21		163	51	1	33	0				
Pct 7639 - Election Day Reporting	821	52	6.33		33	10	0	9	0				
Pct 7639 - VBM Reporting	821	172	20.95		129	19	0	24	0				
Pct 7641 - Election Day Reporting	847	62	7.32		40	10	0	12	0				
Pct 7641 - VBM Reporting	847	211	24.91		140	41	0	30	0				
Pct 7642 - Election Day Reporting	863	48	5.68		33	9	0	7	0				
Pct 7642 - VBM Reporting	863	352	40.79		198	42	0	112	0				
Pct 7643 - Election Day Reporting	777	44	5.66		31	6	1	6	0				
Pct 7643 - VBM Reporting	777	206	26.51		145	31	0	30	0				
Pct 7644 - Election Day Reporting	864	45	5.21		22	8	1	14	0				
Pct 7644 - VBM Reporting	864	133	15.39		81	21	1	30	0				
Pct 7645 - Election Day Reporting	577	34	5.89		18	7	0	9	0				
Pct 7645 - VBM Reporting	577	163	28.25		97	32	1	33	0				
Pct 7646 - Election Day Reporting	880	47	5.34		36	4	0	7	0				
Pct 7646 - VBM Reporting	880	174	19.77		124	24	1	25	0				
Pct 7647 - Election Day Reporting	835	40	4.79		28	6	1	5	0				
Pct 7647 - VBM Reporting	835	89	10.66		64	10	0	15	0				
Pct 7648 MB - Election Day Repo	85	1	1.18		1	0	0	0	0				
Pct 7648 MB - VBM Reporting	85	20	23.53		12	3	1	4	0				
Pct 7701 - Election Day Reporting	881	99	11.24		68	19	0	12	0				
Pct 7701 - VBM Reporting	881	203	23.27		149	32	0	24	0				
Pct 7702 - Election Day Reporting	678	69	10.18		47	12	1	9	0				
Pct 7702 - VBM Reporting	678	196	28.91		131	38	0	27	0				
Pct 7703 MB - Election Day Repo	146	1	0.68		0	0	0	1	0				
Pct 7703 MB - VBM Reporting	146	38	26.03		26	4	1	7	0				
Pct 7704 - Election Day Reporting	887	87	9.81		58	15	0	14	0				
Pct 7704 - VBM Reporting	887	277	31.23		183	50	1	43	0				
Pct 7705 - Election Day Reporting	509	70	13.75		51	12	0	7	0				
Pct 7705 - VBM Reporting	509	144	28.29		87	30	0	27	0				
Pct 7706 - Election Day Reporting	785	114	14.52		74	28	0	12	0				
Pct 7706 - VBM Reporting	785	206	26.24		143	35	0	28	0				
Pct 7707 - Election Day Reporting	779	111	14.25		85	13	0	13	0				
Pct 7707 - VBM Reporting	779	225	29.40		168	32	0	29	0				
Pct 7708 - Election Day Reporting	819	92	11.23		64	14	2	12	0				
Pct 7708 - VBM Reporting	819	235	28.69		163	32	0	40	0				
Pct 7709 - Election Day Reporting	325	48	14.77		38	5	0	5	0				
Pct 7709 - VBM Reporting	325	90	27.69		65	13	0	12	0				
Pct 7711 - Election Day Reporting	713	94	13.18		75	7	1	11	0				
Pct 7711 - VBM Reporting	713	188	26.37		142	22	3	21	0				
Pct 7712 - Election Day Reporting	490	66	13.47		48	3	1	14	0				
Pct 7712 - VBM Reporting	490	120	24.49		89	17	2	12	0				
Pct 7801 - Election Day Reporting	904	118	13.05		83	11	0	24	0				
Pct 7801 - VBM Reporting	904	230	25.44		158	33	0	39	0				
Pct 7802 - Election Day Reporting	713	100	14.03		75	4	1	20	0				
Pct 7802 - VBM Reporting	713	174	24.40		126	26	0	22	0				
Pct 7803 - Election Day Reporting	774	77	9.95		57	4	0	16	0				

**THE CITY AND COUNTY OF SAN FRANCISCO Statement of Vote  
PRIMARY ELECTION JUNE 2014**

NON-PARTISAN BOARD OF EQUALIZATION, DISTRICT 2												
	Registration	Ballots Cast	Turnout (%)	BOARD OF EQUALIZATION, DISTRICT 2	FIONA MA	JAMES E. THEIS	WRITE-IN	Under Vote	Over Vote			
Pct 7803 - VBM Reporting	774	261	33.72	192	25	1	43	0				
Pct 7804 - Election Day Reporting	833	114	13.69	79	12	1	22	0				
Pct 7804 - VBM Reporting	833	220	26.41	160	15	5	40	0				
Pct 7805 - Election Day Reporting	803	94	11.71	77	2	2	13	0				
Pct 7805 - VBM Reporting	803	182	22.67	135	11	1	35	0				
Pct 7806 - Election Day Reporting	677	81	11.96	61	4	1	15	0				
Pct 7806 - VBM Reporting	677	128	18.61	103	8	0	15	0				
Pct 7807 - Election Day Reporting	672	103	15.33	85	2	0	16	0				
Pct 7807 - VBM Reporting	672	108	15.77	76	5	1	24	0				
Pct 7808 - Election Day Reporting	644	92	14.29	70	6	0	16	0				
Pct 7808 - VBM Reporting	644	123	19.41	92	13	3	17	0				
Pct 7809 - Election Day Reporting	809	104	12.86	77	3	3	21	0				
Pct 7809 - VBM Reporting	809	163	20.15	122	14	0	27	0				
Pct 7811 - Election Day Reporting	692	85	12.28	67	7	0	11	0				
Pct 7811 - VBM Reporting	692	126	18.21	97	9	2	24	0				
Pct 7812 - Election Day Reporting	798	106	13.28	77	14	0	15	0				
Pct 7812 - VBM Reporting	798	163	20.43	121	13	0	29	0				
Pct 7813 - Election Day Reporting	880	118	13.41	93	5	1	19	0				
Pct 7813 - VBM Reporting	880	195	22.16	141	14	3	37	0				
Pct 7814 - Election Day Reporting	792	73	9.22	54	2	3	14	0				
Pct 7814 - VBM Reporting	792	103	13.01	69	13	1	19	1				
Pct 7815 - Election Day Reporting	847	102	12.04	74	14	0	14	0				
Pct 7815 - VBM Reporting	847	228	26.88	190	13	0	23	0				
Pct 7816 - Election Day Reporting	832	95	11.42	80	6	0	8	1				
Pct 7816 - VBM Reporting	832	250	30.05	203	11	1	35	0				
Pct 7817 - Election Day Reporting	755	125	17.09	90	8	2	29	0				
Pct 7817 - VBM Reporting	755	176	23.31	141	3	2	30	0				
Pct 7818 - Election Day Reporting	809	108	13.35	86	2	1	19	0				
Pct 7818 - VBM Reporting	809	175	21.63	140	11	1	23	0				
Pct 7819 - Election Day Reporting	758	113	14.91	86	6	1	20	0				
Pct 7819 - VBM Reporting	758	154	20.32	118	13	1	22	0				
Pct 7821 - Election Day Reporting	891	124	13.92	103	4	1	16	0				
Pct 7821 - VBM Reporting	891	248	27.83	184	21	1	42	0				
Pct 7822 - Election Day Reporting	863	127	14.72	98	8	0	21	0				
Pct 7822 - VBM Reporting	863	159	18.42	129	11	1	18	0				
Pct 7823 - Election Day Reporting	816	123	14.95	102	1	0	19	0				
Pct 7823 - VBM Reporting	816	188	23.04	141	17	1	29	0				
Pct 7824 - Election Day Reporting	763	101	13.24	70	8	1	22	0				
Pct 7824 - VBM Reporting	763	166	21.76	124	15	1	26	0				
Pct 7825 - Election Day Reporting	535	78	14.21	54	7	0	15	0				
Pct 7825 - VBM Reporting	535	101	18.88	81	7	0	13	0				
Pct 7826 - Election Day Reporting	642	103	16.04	75	2	0	26	0				
Pct 7826 - VBM Reporting	642	98	15.26	74	4	1	19	0				
Pct 7827 - Election Day Reporting	837	108	12.90	83	10	1	14	0				
Pct 7827 - VBM Reporting	837	137	16.37	94	17	0	26	0				
Pct 7828 - Election Day Reporting	900	96	10.67	70	11	0	15	0				
Pct 7828 - VBM Reporting	900	235	26.11	170	27	1	37	0				
Pct 7829 - Election Day Reporting	810	115	14.20	99	7	0	9	0				
Pct 7829 - VBM Reporting	810	234	28.89	182	14	0	38	0				
Pct 7831 - Election Day Reporting	851	116	13.63	92	8	1	15	0				
Pct 7831 - VBM Reporting	851	194	22.80	149	15	2	28	0				
Pct 7832 - Election Day Reporting	759	94	12.38	78	2	0	14	0				
Pct 7832 - VBM Reporting	759	211	27.80	163	16	1	31	0				
Pct 7833 - Election Day Reporting	742	78	10.51	59	7	0	12	0				
Pct 7833 - VBM Reporting	742	146	19.95	110	4	0	34	0				
Pct 7834 - Election Day Reporting	823	105	12.76	73	7	0	25	0				
Pct 7834 - VBM Reporting	823	130	15.80	106	5	0	19	0				

**THE CITY AND COUNTY OF SAN FRANCISCO Statement of Vote  
PRIMARY ELECTION JUNE 2014**

NON-PARTISAN BOARD OF EQUALIZATION, DISTRICT 2										
	Registration	Ballots Cast	Turnout (%)	BOARD OF EQUALIZATION, DISTRICT 2	FIONA MA	JAMES E. THEIS	WRITE-IN	Under Vote	Over Vote	
Pct 7835 - Election Day Reporting	765	69	9.02		48	8	0	13	0	
Pct 7835 - VBM Reporting	765	193	25.23		139	26	1	27	0	
Pct 7836 - Election Day Reporting	880	106	12.05		85	7	2	12	0	
Pct 7836 - VBM Reporting	880	230	26.14		170	27	0	33	0	
Pct 7837 - Election Day Reporting	853	125	14.65		106	5	1	13	0	
Pct 7837 - VBM Reporting	853	207	24.27		165	18	0	24	0	
Pct 7838 - Election Day Reporting	846	109	12.88		86	7	1	15	0	
Pct 7838 - VBM Reporting	846	238	28.13		190	12	0	36	0	
Pct 7839 - Election Day Reporting	805	98	12.17		65	9	0	24	0	
Pct 7839 - VBM Reporting	805	232	28.82		165	37	0	30	0	
Pct 7841 - Election Day Reporting	874	124	14.19		99	7	0	16	0	
Pct 7841 - VBM Reporting	874	175	20.02		122	18	2	33	0	
Pct 7842 - Election Day Reporting	832	111	13.34		75	16	3	17	0	
Pct 7842 - VBM Reporting	832	148	17.79		104	17	0	27	0	
Pct 7843 - Election Day Reporting	740	96	12.97		75	6	0	15	0	
Pct 7843 - VBM Reporting	740	131	17.70		92	13	3	23	0	
Pct 7844 - Election Day Reporting	680	72	10.59		53	5	1	13	0	
Pct 7844 - VBM Reporting	680	121	17.79		84	14	2	21	0	
Pct 7845 - Election Day Reporting	839	102	12.16		83	9	0	10	0	
Pct 7845 - VBM Reporting	839	176	20.98		137	9	0	30	0	
Pct 7846 - Election Day Reporting	863	108	12.51		86	6	0	16	0	
Pct 7846 - VBM Reporting	863	206	23.87		153	28	1	24	0	
Pct 7847 - Election Day Reporting	845	107	12.66		82	8	0	17	0	
Pct 7847 - VBM Reporting	845	199	23.55		141	21	1	36	0	
Pct 7848 - Election Day Reporting	861	116	13.47		88	5	0	23	0	
Pct 7848 - VBM Reporting	861	197	22.88		143	15	0	39	0	
Pct 7849 - Election Day Reporting	885	128	14.46		103	4	1	20	0	
Pct 7849 - VBM Reporting	885	166	18.76		132	6	1	27	0	
Pct 7851 - Election Day Reporting	492	64	13.01		46	10	1	7	0	
Pct 7851 - VBM Reporting	492	154	31.30		118	16	1	19	0	
Pct 7852 - Election Day Reporting	604	87	14.40		63	10	1	13	0	
Pct 7852 - VBM Reporting	604	193	31.95		142	23	1	27	0	
Pct 7853 - Election Day Reporting	805	86	10.68		68	10	0	8	0	
Pct 7853 - VBM Reporting	805	194	24.10		146	23	0	25	0	
Pct 7854 - Election Day Reporting	845	101	11.95		75	9	0	17	0	
Pct 7854 - VBM Reporting	845	184	21.78		132	21	1	30	0	
Pct 7855 - Election Day Reporting	873	104	11.91		83	4	0	17	0	
Pct 7855 - VBM Reporting	873	179	20.50		128	22	1	28	0	
Pct 7856 - Election Day Reporting	766	101	13.19		79	7	1	14	0	
Pct 7856 - VBM Reporting	766	147	19.19		108	15	1	23	0	
Pct 7857 - Election Day Reporting	864	102	11.81		71	8	3	20	0	
Pct 7857 - VBM Reporting	864	191	22.11		136	17	2	36	0	
Pct 7858 - Election Day Reporting	691	89	12.88		66	8	1	14	0	
Pct 7858 - VBM Reporting	691	106	15.34		89	4	0	13	0	
Pct 7859 - Election Day Reporting	788	104	13.20		73	14	0	17	0	
Pct 7859 - VBM Reporting	788	197	25.00		145	22	1	29	0	
Pct 7861 - Election Day Reporting	821	95	11.57		65	6	3	21	0	
Pct 7861 - VBM Reporting	821	178	21.68		124	22	2	30	0	
Pct 7862 - Election Day Reporting	850	129	15.18		103	10	0	16	0	
Pct 7862 - VBM Reporting	850	177	20.82		128	14	0	35	0	
Pct 7863 - Election Day Reporting	841	127	15.10		96	7	0	24	0	
Pct 7863 - VBM Reporting	841	146	17.36		111	10	0	25	0	
Pct 7864 - Election Day Reporting	752	85	11.30		62	8	0	15	0	
Pct 7864 - VBM Reporting	752	130	17.29		92	12	0	26	0	
Pct 7865 - Election Day Reporting	788	101	12.82		76	7	1	17	0	
Pct 7865 - VBM Reporting	788	173	21.95		124	23	0	26	0	
Pct 7866 - Election Day Reporting	765	106	13.86		78	11	0	17	0	

**THE CITY AND COUNTY OF SAN FRANCISCO Statement of Vote  
PRIMARY ELECTION JUNE 2014**

NON-PARTISAN BOARD OF EQUALIZATION, DISTRICT 2										
	Registration	Ballots Cast	Turnout (%)	BOARD OF EQUALIZATION, DISTRICT 2						
				FIONA MA	JAMES E. THEIS	WRITE-IN	Under Vote	Over Vote		
Pct 7866 - VBM Reporting	765	243	31.76	172	36	0	35	0		
Pct 7867 - Election Day Reporting	865	123	14.22	89	11	0	23	0		
Pct 7867 - VBM Reporting	865	237	27.40	183	26	3	25	0		
Pct 7868 - Election Day Reporting	799	81	10.14	52	10	0	19	0		
Pct 7868 - VBM Reporting	799	238	29.79	183	28	2	25	0		
Pct 7869 - Election Day Reporting	813	110	13.53	77	5	1	27	0		
Pct 7869 - VBM Reporting	813	233	28.66	173	27	0	33	0		
Pct 7871 - Election Day Reporting	827	130	15.72	104	10	0	16	0		
Pct 7871 - VBM Reporting	827	210	25.39	175	7	0	28	0		
Pct 7872 - Election Day Reporting	851	140	16.45	102	8	0	30	0		
Pct 7872 - VBM Reporting	851	180	21.15	135	19	1	25	0		
Pct 7873 - Election Day Reporting	839	128	15.02	95	8	1	22	0		
Pct 7873 - VBM Reporting	839	205	24.43	155	15	1	34	0		
Pct 7874 - Election Day Reporting	441	51	11.56	40	7	1	3	0		
Pct 7874 - VBM Reporting	441	106	24.04	91	6	0	9	0		
Pct 7875 - Election Day Reporting	550	58	10.55	40	8	0	10	0		
Pct 7875 - VBM Reporting	550	127	23.09	98	14	2	19	0		
Pct 7901 - Election Day Reporting	939	67	7.14	41	5	1	20	0		
Pct 7901 - VBM Reporting	939	163	17.36	126	13	2	21	1		
Pct 7902 - Election Day Reporting	805	75	9.32	55	8	2	10	0		
Pct 7902 - VBM Reporting	805	106	13.17	77	15	0	14	0		
Pct 7903 - Election Day Reporting	808	77	9.53	44	5	0	28	0		
Pct 7903 - VBM Reporting	808	127	15.72	93	14	1	19	0		
Pct 7904 - Election Day Reporting	794	53	6.68	35	3	0	14	1		
Pct 7904 - VBM Reporting	794	131	16.50	81	15	1	34	0		
Pct 7905 - Election Day Reporting	785	87	11.08	70	2	0	15	0		
Pct 7905 - VBM Reporting	785	147	18.73	116	13	1	17	0		
Pct 7906 - Election Day Reporting	712	77	10.81	56	3	1	17	0		
Pct 7906 - VBM Reporting	712	100	14.04	70	11	0	19	0		
Pct 7907 - Election Day Reporting	883	85	9.63	65	8	1	11	0		
Pct 7907 - VBM Reporting	883	135	15.74	108	14	0	17	0		
Pct 7908 - Election Day Reporting	921	131	14.22	93	11	2	25	0		
Pct 7908 - VBM Reporting	921	191	20.74	126	24	1	37	3		
Pct 7909 - Election Day Reporting	696	69	9.91	48	4	0	17	0		
Pct 7909 - VBM Reporting	696	103	14.80	82	8	0	13	0		
Pct 7911 - Election Day Reporting	832	97	11.66	77	6	2	12	0		
Pct 7911 - VBM Reporting	832	120	14.42	85	16	2	17	0		
Pct 7912 - Election Day Reporting	831	98	11.79	77	8	3	10	0		
Pct 7912 - VBM Reporting	831	153	18.41	113	13	2	25	0		
Pct 7913 - Election Day Reporting	797	98	12.30	77	6	0	15	0		
Pct 7913 - VBM Reporting	797	113	14.18	76	18	2	17	0		
Pct 7914 - Election Day Reporting	793	98	12.36	74	6	0	18	0		
Pct 7914 - VBM Reporting	793	146	18.41	109	11	3	23	0		
Pct 7915 - Election Day Reporting	738	91	12.33	72	5	1	13	0		
Pct 7915 - VBM Reporting	738	98	13.01	71	5	2	18	0		
Pct 7916 - Election Day Reporting	810	126	15.56	88	14	1	23	0		
Pct 7916 - VBM Reporting	810	124	15.31	103	3	2	16	0		
Pct 7917 - Election Day Reporting	905	128	14.14	82	12	1	33	0		
Pct 7917 - VBM Reporting	905	135	15.36	88	16	0	35	0		
Pct 7918 - Election Day Reporting	728	100	13.74	69	6	3	22	0		
Pct 7918 - VBM Reporting	728	100	13.74	68	5	0	27	0		
Pct 7919 - Election Day Reporting	792	104	13.13	75	8	1	20	0		
Pct 7919 - VBM Reporting	792	110	13.89	77	9	1	23	0		
Pct 7921 - Election Day Reporting	793	85	11.10	48	9	1	30	0		
Pct 7921 - VBM Reporting	793	108	13.62	82	13	0	13	0		
Pct 7922 - Election Day Reporting	796	101	12.69	66	7	2	26	0		
Pct 7922 - VBM Reporting	796	125	15.70	84	19	0	22	0		

**THE CITY AND COUNTY OF SAN FRANCISCO Statement of Vote  
PRIMARY ELECTION JUNE 2014**

NON-PARTISAN BOARD OF EQUALIZATION, DISTRICT 2										
	Registration	Ballots Cast	Turnout (%)	BOARD OF EQUALIZATION, DISTRICT 2	FIONA MA	JAMES E. THEIS	WRITEN	Under Vote	Over Vote	
Pct 7923 - Election Day Reporting	784	118	15.05		89	3	3	23	0	
Pct 7923 - VBM Reporting	784	135	17.22		91	12	1	31	0	
Pct 7924 - Election Day Reporting	769	96	12.48		68	6	2	20	0	
Pct 7924 - VBM Reporting	769	134	17.43		95	21	0	18	0	
Pct 7925 - Election Day Reporting	520	65	12.50		44	4	1	16	0	
Pct 7925 - VBM Reporting	520	80	15.38		61	4	1	14	0	
Pct 7926 - Election Day Reporting	772	117	15.16		87	5	2	23	0	
Pct 7926 - VBM Reporting	772	163	21.11		120	11	4	28	0	
Pct 7927 - Election Day Reporting	696	115	16.52		67	5	2	21	0	
Pct 7927 - VBM Reporting	696	143	20.55		105	9	2	27	0	
Pct 7928 - Election Day Reporting	848	135	15.92		98	11	1	25	0	
Pct 7928 - VBM Reporting	848	165	19.46		123	4	3	35	0	
Pct 7929 - Election Day Reporting	797	122	15.31		93	10	0	19	0	
Pct 7929 - VBM Reporting	797	208	26.10		165	8	1	34	0	
Pct 7931 - Election Day Reporting	703	109	15.50		84	10	0	15	0	
Pct 7931 - VBM Reporting	703	203	28.88		155	11	1	35	1	
Pct 7932 - Election Day Reporting	504	65	12.90		51	6	1	7	0	
Pct 7932 - VBM Reporting	504	108	21.63		87	8	1	13	0	
Pct 7933 MB - Election Day Repo	9	0	0.00		0	0	0	0	0	
Pct 7933 MB - VBM Reporting	9	3	33.33		1	1	0	1	0	
Pct 7934 - Election Day Reporting	777	108	13.90		81	4	1	22	0	
Pct 7934 - VBM Reporting	777	177	22.78		128	17	1	31	0	
Pct 7935 - Election Day Reporting	885	162	18.31		129	13	1	19	0	
Pct 7935 - VBM Reporting	885	248	28.02		183	17	0	48	0	
Pct 7936 - Election Day Reporting	798	140	17.54		101	11	0	28	0	
Pct 7936 - VBM Reporting	798	176	22.06		127	18	3	28	0	
Pct 7937 - Election Day Reporting	808	110	13.61		77	11	0	22	0	
Pct 7937 - VBM Reporting	808	179	22.15		138	10	1	30	0	
Pct 7938 - Election Day Reporting	704	95	13.49		62	9	0	24	0	
Pct 7938 - VBM Reporting	704	115	16.34		94	6	0	15	0	
Pct 7939 - Election Day Reporting	670	100	14.93		72	12	1	15	0	
Pct 7939 - VBM Reporting	670	148	22.09		112	9	0	27	0	
Pct 7941 - Election Day Reporting	733	83	11.32		64	3	1	15	0	
Pct 7941 - VBM Reporting	733	139	18.96		107	9	0	23	0	
Pct 7942 - Election Day Reporting	798	80	10.03		50	6	1	23	0	
Pct 7942 - VBM Reporting	798	171	21.43		120	14	2	34	1	
Pct 7943 - Election Day Reporting	801	98	12.23		71	11	1	15	0	
Pct 7943 - VBM Reporting	801	179	22.35		129	23	0	27	0	
Pct 7944 - Election Day Reporting	748	112	14.97		83	5	1	23	0	
Pct 7944 - VBM Reporting	748	147	19.65		108	18	1	20	0	
Pct 7945 - Election Day Reporting	790	37	4.68		28	5	0	4	0	
Pct 7945 - VBM Reporting	790	164	20.76		124	16	1	23	0	
Pct 7946 - Election Day Reporting	854	65	7.61		53	5	0	7	0	
Pct 7946 - VBM Reporting	854	223	26.11		149	33	1	40	0	
Pct 7947 - Election Day Reporting	814	48	5.90		36	6	0	6	0	
Pct 7947 - VBM Reporting	814	182	22.36		123	25	2	32	0	
Pct 7948 - Election Day Reporting	819	71	8.67		47	11	1	12	0	
Pct 7948 - VBM Reporting	819	184	22.47		131	27	3	23	0	
Pct 7949 - Election Day Reporting	496	36	7.26		31	3	0	2	0	
Pct 7949 - VBM Reporting	496	133	26.81		102	18	0	13	0	
Pct 7951 - Election Day Reporting	705	59	8.37		43	11	-0	5	0	
Pct 7951 - VBM Reporting	705	200	28.37		142	37	1	20	0	
Pct 7952 - Election Day Reporting	687	46	6.70		33	6	1	6	0	
Pct 7952 - VBM Reporting	687	171	24.89		120	19	1	30	1	
Pct 7953 - Election Day Reporting	742	67	9.03		56	6	1	4	0	
Pct 7953 - VBM Reporting	742	195	26.28		130	29	1	35	0	
Pct 7954 MB - Election Day Repo	0	0	0.00		0	0	0	0	0	

**THE CITY AND COUNTY OF SAN FRANCISCO Statement of Vote  
PRIMARY ELECTION JUNE 2014**

NON-PARTISAN BOARD OF EQUALIZATION, DISTRICT 2										
	Registration	Ballots Cast	Turnout (%)	BOARD OF EQUALIZATION, DISTRICT 2	FIONA MA	JAMES E. THEIS	WRITE-IN	Under Vote	Over Vote	
Pct 7954 MB - VBM Reporting	0	0	0.00	0	0	0	0	0	0	
Pct 7955 - Election Day Reporting	768	56	7.29	38	13	0	5	0		
Pct 7955 - VBM Reporting	768	177	23.05	114	28	2	33	0		
Pct 7956 - Election Day Reporting	628	37	5.89	25	6	1	5	0		
Pct 7956 - VBM Reporting	628	164	26.11	109	34	1	20	0		
Pct 7957 - Election Day Reporting	570	46	8.07	34	4	1	7	0		
Pct 7957 - VBM Reporting	570	122	21.40	91	19	0	12	0		
Pct 7958 MB - Election Day Repo	250	2	0.80	0	0	0	2	0		
Pct 7958 MB - VBM Reporting	250	87	34.80	63	16	2	6	0		
Pct 9001 MB - Election Day Repo	234	1	0.43	1	0	0	0	0		
Pct 9001 MB - VBM Reporting	234	57	24.36	42	8	0	7	0		
Pct 9101 - Election Day Reporting	820	78	9.51	49	13	2	14	0		
Pct 9101 - VBM Reporting	820	186	22.68	127	34	0	25	0		
Pct 9102 - Election Day Reporting	834	74	8.87	46	17	0	11	0		
Pct 9102 - VBM Reporting	834	165	19.78	110	37	0	18	0		
Pct 9103 - Election Day Reporting	824	81	9.83	66	11	1	3	0		
Pct 9103 - VBM Reporting	824	156	18.93	112	30	0	14	0		
Pct 9104 - Election Day Reporting	852	62	7.28	48	5	0	9	0		
Pct 9104 - VBM Reporting	852	158	18.54	118	24	2	14	0		
Pct 9105 - Election Day Reporting	874	78	8.92	58	9	0	11	0		
Pct 9105 - VBM Reporting	874	171	19.57	122	25	2	22	0		
Pct 9106 - Election Day Reporting	831	79	9.51	52	14	1	12	0		
Pct 9106 - VBM Reporting	831	146	17.57	106	19	0	21	0		
Pct 9107 - Election Day Reporting	747	82	10.98	56	12	0	13	1		
Pct 9107 - VBM Reporting	747	120	16.06	78	19	2	20	1		
Pct 9108 - Election Day Reporting	705	62	8.79	49	8	0	5	0		
Pct 9108 - VBM Reporting	705	103	14.61	77	12	0	14	0		
Pct 9109 - Election Day Reporting	748	78	10.43	55	12	0	11	0		
Pct 9109 - VBM Reporting	748	135	18.05	96	18	0	21	0		
Pct 9111 - Election Day Reporting	694	53	7.64	33	11	1	8	0		
Pct 9111 - VBM Reporting	694	105	15.13	72	11	0	22	0		
Pct 9112 - Election Day Reporting	848	72	8.49	58	6	0	8	0		
Pct 9112 - VBM Reporting	848	149	17.57	111	19	0	19	0		
Pct 9113 - Election Day Reporting	924	94	10.17	68	20	0	6	0		
Pct 9113 - VBM Reporting	924	186	20.13	145	17	0	24	0		
Pct 9114 - Election Day Reporting	777	60	7.72	47	4	0	8	1		
Pct 9114 - VBM Reporting	777	148	19.05	113	17	0	18	0		
Pct 9115 - Election Day Reporting	819	67	8.18	49	7	0	11	0		
Pct 9115 - VBM Reporting	819	126	15.38	76	22	0	28	0		
Pct 9116 - Election Day Reporting	838	68	8.11	42	10	2	14	0		
Pct 9116 - VBM Reporting	838	135	16.11	91	22	2	20	0		
Pct 9117 - Election Day Reporting	684	77	11.26	58	8	1	10	0		
Pct 9117 - VBM Reporting	684	177	25.88	141	17	2	17	0		
Pct 9118 - Election Day Reporting	836	69	8.25	59	5	0	5	0		
Pct 9118 - VBM Reporting	836	147	17.58	110	25	0	12	0		
Pct 9119 - Election Day Reporting	794	57	7.18	46	5	0	6	0		
Pct 9119 - VBM Reporting	794	179	22.54	118	30	2	29	0		
Pct 9121 - Election Day Reporting	797	63	7.90	38	15	0	10	0		
Pct 9121 - VBM Reporting	797	146	18.32	99	26	2	19	0		
Pct 9122 - Election Day Reporting	811	48	5.92	35	6	0	7	0		
Pct 9122 - VBM Reporting	811	175	21.58	119	37	0	19	0		
Pct 9123 - Election Day Reporting	766	68	8.88	47	14	1	6	0		
Pct 9123 - VBM Reporting	766	138	18.02	94	28	2	16	0		
Pct 9124 - Election Day Reporting	803	65	8.09	46	4	0	14	1		
Pct 9124 - VBM Reporting	803	144	17.93	100	18	0	26	0		
Pct 9125 - Election Day Reporting	783	60	7.66	50	6	0	4	0		
Pct 9125 - VBM Reporting	783	159	20.31	112	26	0	21	0		

**THE CITY AND COUNTY OF SAN FRANCISCO Statement of Vote  
PRIMARY ELECTION JUNE 2014**

NON-PARTISAN BOARD OF EQUALIZATION, DISTRICT 2													
	Registration	Ballots Cast	Turnout (%)	BOARD OF EQUALIZATION, DISTRICT 2	FIONA MA	JAMES E. THEIS	WRITE-IN	Under Vote	Over Vote				
Pct 9126 - Election Day Reporting	833	69	8.28	51	11	1	6	0					
Pct 9126 - VBM Reporting	833	194	23.29	126	29	2	37	0					
Pct 9127 - Election Day Reporting	884	85	9.62	57	9	2	17	0					
Pct 9127 - VBM Reporting	884	175	19.80	123	19	2	30	1					
Pct 9128 - Election Day Reporting	761	65	8.54	44	13	0	8	0					
Pct 9128 - VBM Reporting	761	166	22.08	112	31	0	25	0					
Pct 9129 - Election Day Reporting	643	71	11.04	51	12	0	8	0					
Pct 9129 - VBM Reporting	643	110	17.11	76	17	1	16	0					
Pct 9131 - Election Day Reporting	658	65	9.88	57	4	0	4	0					
Pct 9131 - VBM Reporting	658	140	21.28	102	15	0	23	0					
Pct 9132 - Election Day Reporting	804	79	9.83	53	13	0	13	0					
Pct 9132 - VBM Reporting	804	102	12.69	68	19	0	15	0					
Pct 9133 - Election Day Reporting	910	83	9.12	70	7	0	6	0					
Pct 9133 - VBM Reporting	910	221	24.29	179	19	1	21	1					
Pct 9134 - Election Day Reporting	720	45	6.25	27	5	0	13	0					
Pct 9134 - VBM Reporting	720	139	19.31	92	22	1	24	0					
Pct 9135 - Election Day Reporting	732	75	10.25	48	12	0	15	0					
Pct 9135 - VBM Reporting	732	146	19.95	102	30	0	14	0					
Pct 9136 - Election Day Reporting	813	60	7.38	39	8	0	13	0					
Pct 9136 - VBM Reporting	813	134	16.48	100	16	1	17	0					
Pct 9137 - Election Day Reporting	845	77	9.11	53	17	0	7	0					
Pct 9137 - VBM Reporting	845	183	21.66	132	30	1	20	0					
Pct 9138 - Election Day Reporting	803	61	7.60	48	8	0	5	0					
Pct 9138 - VBM Reporting	803	179	22.29	136	26	0	17	0					
Pct 9139 - Election Day Reporting	876	73	8.33	48	20	0	5	0					
Pct 9139 - VBM Reporting	876	239	27.28	169	45	0	25	0					
Pct 9141 - Election Day Reporting	849	64	7.54	50	12	0	2	0					
Pct 9141 - VBM Reporting	849	171	20.14	123	23	0	25	0					
Pct 9142 - Election Day Reporting	838	54	6.44	42	5	1	6	0					
Pct 9142 - VBM Reporting	838	144	17.18	110	22	3	9	0					
Pct 9143 - Election Day Reporting	831	80	9.63	63	9	1	7	0					
Pct 9143 - VBM Reporting	831	170	20.46	124	13	0	33	0					
Pct 9144 - Election Day Reporting	844	98	11.61	68	13	0	17	0					
Pct 9144 - VBM Reporting	844	157	18.60	110	31	0	16	0					
Pct 9145 - Election Day Reporting	793	88	11.10	69	11	0	8	0					
Pct 9145 - VBM Reporting	793	142	17.91	103	21	0	18	0					
Pct 9146 - Election Day Reporting	824	66	8.01	52	6	0	8	0					
Pct 9146 - VBM Reporting	824	141	17.11	99	25	0	17	0					
Pct 9147 - Election Day Reporting	881	89	10.10	64	12	1	12	0					
Pct 9147 - VBM Reporting	881	135	15.32	94	17	1	23	0					
Pct 9148 - Election Day Reporting	862	81	9.40	62	6	2	11	0					
Pct 9148 - VBM Reporting	862	136	15.78	94	19	1	22	0					
Pct 9149 - Election Day Reporting	856	85	9.93	57	7	0	21	0					
Pct 9149 - VBM Reporting	856	145	16.94	104	26	0	15	0					
Pct 9151 - Election Day Reporting	700	56	8.29	37	6	0	15	0					
Pct 9151 - VBM Reporting	700	171	24.43	122	19	0	30	0					
Pct 9152 - Election Day Reporting	680	13	1.91	8	2	1	2	0					
Pct 9152 - VBM Reporting	680	84	12.35	45	28	0	11	0					
Pct 9201 - Election Day Reporting	773	52	6.73	37	8	0	7	0					
Pct 9201 - VBM Reporting	773	94	12.16	65	13	0	16	0					
Pct 9202 - Election Day Reporting	816	47	5.76	35	6	0	6	0					
Pct 9202 - VBM Reporting	816	98	12.01	75	14	0	9	0					
Pct 9203 - Election Day Reporting	834	62	7.43	31	16	1	14	0					
Pct 9203 - VBM Reporting	834	151	18.11	77	49	1	24	0					
Pct 9204 - Election Day Reporting	750	68	9.07	34	19	1	14	0					
Pct 9204 - VBM Reporting	750	147	19.60	70	49	0	28	0					
Pct 9205 - Election Day Reporting	651	33	5.07	27	5	0	1	0					

**THE CITY AND COUNTY OF SAN FRANCISCO Statement of Vote  
PRIMARY ELECTION JUNE 2014**

NON-PARTISAN BOARD OF EQUALIZATION, DISTRICT 2										
	Registration	Ballots Cast	Turnout(%)	BOARD OF EQUALIZATION, DISTRICT 2	FIONA MA	JAMES E. THEIS	WRITE-IN	Under Vote	Over Vote	
Pct 9205 - VBM Reporting	651	134	20.58		84	25	0	25	0	
Pct 9206 - Election Day Reporting	844	55	6.52		30	15	0	10	0	
Pct 9206 - VBM Reporting	844	184	21.80		99	59	0	26	0	
Pct 9207 - Election Day Reporting	832	73	8.77		49	18	0	6	0	
Pct 9207 - VBM Reporting	832	110	13.22		57	37	1	15	0	
Pct 9208 - Election Day Reporting	813	53	6.52		38	10	0	5	0	
Pct 9208 - VBM Reporting	813	120	14.76		64	39	0	17	0	
Pct 9209 - Election Day Reporting	630	41	6.51		25	9	0	7	0	
Pct 9209 - VBM Reporting	630	120	19.05		64	36	0	20	0	
Pct 9211 - Election Day Reporting	746	51	6.84		31	9	0	11	0	
Pct 9211 - VBM Reporting	746	109	14.61		54	31	0	24	0	
Pct 9212 - Election Day Reporting	691	39	5.64		24	5	0	10	0	
Pct 9212 - VBM Reporting	691	97	14.04		59	24	1	13	0	
Pct 9213 - Election Day Reporting	812	65	8.00		27	21	0	17	0	
Pct 9213 - VBM Reporting	812	134	16.50		70	34	0	30	0	
Pct 9214 - Election Day Reporting	544	43	7.90		27	8	0	8	0	
Pct 9214 - VBM Reporting	544	119	21.88		52	36	0	31	0	
Pct 9215 - Election Day Reporting	571	49	8.58		28	14	0	7	0	
Pct 9215 - VBM Reporting	571	101	17.69		53	25	0	23	0	
Pct 9216 - Election Day Reporting	692	58	8.38		38	13	1	6	0	
Pct 9216 - VBM Reporting	692	90	13.01		46	32	0	12	0	
Pct 9217 - Election Day Reporting	622	50	8.04		32	13	1	4	0	
Pct 9217 - VBM Reporting	622	113	18.17		60	28	0	25	0	
Pct 9218 - Election Day Reporting	985	42	6.13		33	3	0	6	0	
Pct 9218 - VBM Reporting	685	95	13.87		51	21	0	23	0	
Pct 9219 - Election Day Reporting	687	44	6.40		31	6	0	7	0	
Pct 9219 - VBM Reporting	687	109	15.87		66	20	0	23	0	
Pct 9221 - Election Day Reporting	608	68	11.18		37	18	0	13	0	
Pct 9221 - VBM Reporting	608	165	27.63		75	61	1	31	0	
Pct 9222 - Election Day Reporting	763	70	9.17		43	21	0	6	0	
Pct 9222 - VBM Reporting	763	169	22.15		89	44	1	35	0	
Pct 9223 - Election Day Reporting	550	41	7.45		31	7	0	3	0	
Pct 9223 - VBM Reporting	550	103	18.73		60	20	0	23	0	
Pct 9224 - Election Day Reporting	868	62	7.14		44	13	0	5	0	
Pct 9224 - VBM Reporting	868	210	24.19		121	47	2	40	0	
Pct 9225 - Election Day Reporting	772	59	7.64		36	12	1	10	0	
Pct 9225 - VBM Reporting	772	121	15.67		65	29	0	27	0	
Pct 9226 - Election Day Reporting	817	64	7.83		29	19	0	16	0	
Pct 9226 - VBM Reporting	817	152	18.60		76	42	1	33	0	
Pct 9227 - Election Day Reporting	692	58	8.53		40	6	1	12	0	
Pct 9227 - VBM Reporting	692	204	29.48		125	47	1	31	0	
Pct 9228 - Election Day Reporting	665	74	11.13		35	20	0	19	0	
Pct 9228 - VBM Reporting	665	174	26.17		94	42	1	37	0	
Pct 9229 - Election Day Reporting	532	53	9.96		34	10	0	9	0	
Pct 9229 - VBM Reporting	532	123	23.12		82	18	2	21	0	
Pct 9231 - Election Day Reporting	915	107	11.69		77	15	0	15	0	
Pct 9231 - VBM Reporting	915	176	19.23		114	31	2	29	0	
Pct 9232 - Election Day Reporting	675	66	9.78		48	9	0	9	0	
Pct 9232 - VBM Reporting	675	142	21.04		92	33	1	16	0	
Pct 9233 - Election Day Reporting	692	47	6.79		29	8	0	10	0	
Pct 9233 - VBM Reporting	692	182	26.30		99	51	0	32	0	
Pct 9234 - Election Day Reporting	648	63	9.72		46	6	1	10	0	
Pct 9234 - VBM Reporting	648	172	26.54		108	34	0	29	1	
Pct 9235 - Election Day Reporting	839	83	9.89		48	16	1	18	0	
Pct 9235 - VBM Reporting	839	167	19.90		91	47	1	28	0	
Pct 9236 - Election Day Reporting	636	53	8.33		32	11	1	9	0	
Pct 9236 - VBM Reporting	636	126	19.81		75	29	0	22	0	



**THE CITY AND COUNTY OF SAN FRANCISCO Statement of Vote  
PRIMARY ELECTION JUNE 2014**

NON-PARTISAN BOARD OF EQUALIZATION, DISTRICT 2										
	Registration	Ballots Cast	Turnout (%)	BOARD OF EQUALIZATION, DISTRICT 2	FIONA MA	JAMES E. THEIS	WRITE-IN	Under Vote	Over Vote	
Pct 9237 - Election Day Reporting	821	58	7.05		38	7	0	13	0	
Pct 9237 - VBM Reporting	821	155	19.37		90	43	1	25	0	
Pct 9238 - Election Day Reporting	746	45	6.03		33	6	0	6	0	
Pct 9238 - VBM Reporting	746	184	24.66		110	47	0	27	0	
Pct 9239 - Election Day Reporting	777	57	7.34		42	3	0	12	0	
Pct 9239 - VBM Reporting	777	191	24.58		101	56	1	33	0	
Pct 9241 - Election Day Reporting	879	68	7.74		36	22	0	10	0	
Pct 9241 - VBM Reporting	879	154	17.52		97	31	0	26	0	
Pct 9242 - Election Day Reporting	844	66	7.82		39	19	0	8	0	
Pct 9242 - VBM Reporting	844	156	18.48		106	29	0	21	0	
Pct 9243 - Election Day Reporting	543	47	8.66		36	6	0	5	0	
Pct 9243 - VBM Reporting	543	92	16.94		71	12	0	9	0	
Pct 9244 - Election Day Reporting	763	65	8.52		51	7	0	7	0	
Pct 9244 - VBM Reporting	763	118	15.47		89	14	1	14	0	
Pct 9245 - Election Day Reporting	631	61	9.67		41	11	0	9	0	
Pct 9245 - VBM Reporting	631	104	16.48		89	12	0	23	0	
Pct 9246 - Election Day Reporting	803	38	4.73		28	5	0	5	0	
Pct 9246 - VBM Reporting	803	152	18.93		101	33	0	18	0	
Pct 9247 - Election Day Reporting	800	57	7.13		39	12	0	6	0	
Pct 9247 - VBM Reporting	800	160	20.00		100	33	1	26	0	
Pct 9248 - Election Day Reporting	752	55	7.05		34	11	1	7	0	
Pct 9248 - VBM Reporting	752	139	18.48		87	26	1	25	0	
Pct 9249 - Election Day Reporting	805	73	9.07		55	12	0	6	0	
Pct 9249 - VBM Reporting	805	149	18.51		108	24	0	17	0	
Pct 9251 - Election Day Reporting	822	95	11.31		59	16	1	17	0	
Pct 9251 - VBM Reporting	822	155	18.86		107	21	4	23	0	
Pct 9252 - Election Day Reporting	807	63	7.81		42	14	1	6	0	
Pct 9252 - VBM Reporting	807	160	19.83		108	26	0	26	0	
Pct 9253 - Election Day Reporting	717	58	8.09		40	12	0	6	0	
Pct 9253 - VBM Reporting	717	147	20.50		97	27	0	23	0	
Pct 9254 - Election Day Reporting	818	50	6.11		38	5	0	7	0	
Pct 9254 - VBM Reporting	818	155	18.95		115	22	0	18	0	
Pct 9255 - Election Day Reporting	486	43	8.85		31	6	0	6	0	
Pct 9255 - VBM Reporting	486	62	12.76		33	21	0	8	0	
Pct 9256 - Election Day Reporting	325	16	4.92		12	2	0	2	0	
Pct 9256 - VBM Reporting	325	48	14.77		36	3	1	8	0	
Pct 9257 MB - Election Day Repo	259	0	0.00		0	0	0	0	0	
Pct 9257 MB - VBM Reporting	259	67	25.87		48	7	2	10	0	
Pct 9258 - Election Day Reporting	590	33	5.59		22	7	0	4	0	
Pct 9258 - VBM Reporting	590	128	21.69		89	15	2	22	0	
Pct 9401 - Election Day Reporting	842	82	9.74		57	9	1	15	0	
Pct 9401 - VBM Reporting	842	135	16.03		106	13	1	15	0	
Pct 9402 - Election Day Reporting	860	64	7.44		51	8	1	4	0	
Pct 9402 - VBM Reporting	860	140	16.28		104	15	1	20	0	
Pct 9403 - Election Day Reporting	800	42	5.25		24	8	1	9	0	
Pct 9403 - VBM Reporting	800	160	20.00		93	38	0	29	0	
Pct 9404 - Election Day Reporting	821	64	7.80		40	12	1	11	0	
Pct 9404 - VBM Reporting	821	179	21.80		126	34	0	19	0	
Pct 9405 - Election Day Reporting	682	79	11.58		55	18	0	6	0	
Pct 9405 - VBM Reporting	682	120	17.60		83	25	0	12	0	
Pct 9406 - Election Day Reporting	819	65	8.42		44	14	0	11	0	
Pct 9406 - VBM Reporting	819	158	19.29		115	23	1	19	0	
Pct 9407 - Election Day Reporting	812	54	6.65		38	5	0	11	0	
Pct 9407 - VBM Reporting	812	133	16.38		92	20	1	20	0	
Pct 9408 - Election Day Reporting	717	53	7.39		37	9	0	7	0	
Pct 9408 - VBM Reporting	717	110	15.34		84	7	1	18	0	
Pct 9409 - Election Day Reporting	539	48	8.91		38	4	0	6	0	

**THE CITY AND COUNTY OF SAN FRANCISCO Statement of Vote  
PRIMARY ELECTION JUNE 2014**

NON-PARTISAN BOARD OF EQUALIZATION, DISTRICT 2										
	Registration	Ballots Cast	Turnout (%)	BOARD OF EQUALIZATION, DISTRICT 2	FIONA MA	JAMES E. THEIS	WRITEN	Under Vote	Over Vote	
Pct 9409 - VBM Reporting	539	95	17.63		67	14	4	10	0	
Pct 9411 - Election Day Reporting	851	62	7.29		50	4	0	8	0	
Pct 9411 - VBM Reporting	851	131	15.39		85	28	0	18	0	
Pct 9412 - Election Day Reporting	798	72	9.02		49	11	3	9	0	
Pct 9412 - VBM Reporting	798	160	20.05		113	17	4	26	0	
Pct 9413 - Election Day Reporting	821	52	6.33		36	6	0	10	0	
Pct 9413 - VBM Reporting	821	172	20.95		118	24	0	30	0	
Pct 9414 - Election Day Reporting	806	64	7.94		48	10	1	5	0	
Pct 9414 - VBM Reporting	806	170	21.09		114	26	2	28	0	
Pct 9415 - Election Day Reporting	689	54	7.84		41	9	1	3	0	
Pct 9415 - VBM Reporting	689	144	20.90		96	31	1	16	0	
Pct 9416 - Election Day Reporting	867	81	9.34		60	9	1	11	0	
Pct 9416 - VBM Reporting	867	162	18.69		121	24	1	16	0	
Pct 9417 - Election Day Reporting	676	40	5.92		31	6	2	1	0	
Pct 9417 - VBM Reporting	676	139	20.56		85	26	1	27	0	
Pct 9418 - Election Day Reporting	688	47	6.83		30	13	0	4	0	
Pct 9418 - VBM Reporting	688	154	22.38		99	34	1	20	0	
Pct 9419 - Election Day Reporting	796	76	9.55		48	19	1	8	0	
Pct 9419 - VBM Reporting	796	187	23.49		112	44	3	28	0	
Pct 9421 - Election Day Reporting	812	50	6.16		26	8	0	16	0	
Pct 9421 - VBM Reporting	812	196	24.38		143	34	1	20	0	
Pct 9422 - Election Day Reporting	925	83	8.97		52	21	0	10	0	
Pct 9422 - VBM Reporting	925	185	20.00		127	36	0	22	0	
Pct 9423 - Election Day Reporting	809	59	7.29		37	14	0	8	0	
Pct 9423 - VBM Reporting	809	151	18.67		120	17	0	14	0	
Pct 9424 - Election Day Reporting	826	57	6.90		40	10	0	7	0	
Pct 9424 - VBM Reporting	826	180	21.79		132	24	0	24	0	
Pct 9425 - Election Day Reporting	808	40	4.95		29	4	1	6	0	
Pct 9425 - VBM Reporting	808	162	20.05		118	23	2	19	0	
Pct 9426 - Election Day Reporting	727	57	7.84		43	8	0	6	0	
Pct 9426 - VBM Reporting	727	137	18.84		95	21	1	20	0	
Pct 9427 - Election Day Reporting	797	57	7.15		43	7	0	7	0	
Pct 9427 - VBM Reporting	797	185	23.21		116	37	1	31	0	
Pct 9428 - Election Day Reporting	854	51	5.97		35	13	1	2	0	
Pct 9428 - VBM Reporting	854	186	21.78		132	27	3	24	0	
Pct 9429 - Election Day Reporting	774	90	11.63		58	18	2	12	0	
Pct 9429 - VBM Reporting	774	159	20.54		110	29	3	17	0	
Pct 9431 - Election Day Reporting	868	70	8.06		54	10	0	6	0	
Pct 9431 - VBM Reporting	868	224	25.81		155	28	0	41	0	
Pct 9432 - Election Day Reporting	851	84	9.87		52	16	0	16	0	
Pct 9432 - VBM Reporting	851	176	20.68		129	27	2	18	0	
Pct 9433 - Election Day Reporting	839	53	6.32		30	14	0	9	0	
Pct 9433 - VBM Reporting	839	186	22.17		126	33	1	25	1	
Pct 9434 - Election Day Reporting	889	62	6.97		44	9	1	8	0	
Pct 9434 - VBM Reporting	889	208	23.40		139	39	0	30	0	
Pct 9435 - Election Day Reporting	855	89	10.41		58	16	1	14	0	
Pct 9435 - VBM Reporting	855	189	22.11		125	37	1	26	0	
Pct 9436 - Election Day Reporting	900	64	7.11		38	13	1	12	0	
Pct 9436 - VBM Reporting	900	227	25.22		157	38	0	32	0	
Pct 9437 - Election Day Reporting	825	75	9.09		43	11	0	21	0	
Pct 9437 - VBM Reporting	825	176	21.33		104	46	0	26	0	
Pct 9438 - Election Day Reporting	841	69	8.20		45	17	0	7	0	
Pct 9438 - VBM Reporting	841	188	22.35		134	22	0	32	0	
Pct 9439 - Election Day Reporting	827	62	7.50		47	9	0	6	0	
Pct 9439 - VBM Reporting	827	174	21.04		115	37	0	21	1	
Pct 9441 - Election Day Reporting	895	67	7.49		47	7	2	11	0	
Pct 9441 - VBM Reporting	895	197	22.01		123	44	6	24	0	

**THE CITY AND COUNTY OF SAN FRANCISCO Statement of Vote  
PRIMARY ELECTION JUNE 2014**

NON-PARTISAN BOARD OF EQUALIZATION, DISTRICT 2									
	Registration	Ballots Cast	Turnout (%)	BOARD OF EQUALIZATION DISTRICT 2	FIONA MA	JAMES E. THEIS	WRIE-HN	Under Vote	Over Vote
Pct 9442 - Election Day Reporting	896	80	8.93	54	12	23	12	0	0
Pct 9442 - VBM Reporting	896	166	18.53	116	23	1	26	0	0
Pct 9443 - Election Day Reporting	780	59	7.58	42	11	0	6	0	0
Pct 9443 - VBM Reporting	780	159	20.38	116	26	1	16	0	0
Pct 9444 - Election Day Reporting	819	41	5.01	20	11	0	10	0	0
Pct 9444 - VBM Reporting	819	175	21.37	123	28	0	24	0	0
Pct 9445 - Election Day Reporting	853	72	8.44	42	17	1	12	0	0
Pct 9445 - VBM Reporting	853	205	24.03	135	35	1	34	0	0
Pct 9446 - Election Day Reporting	906	81	8.94	51	20	1	9	0	0
Pct 9446 - VBM Reporting	906	210	23.18	140	37	2	31	0	0
Pct 9447 - Election Day Reporting	860	58	6.74	46	10	0	2	0	0
Pct 9447 - VBM Reporting	860	181	21.05	118	36	0	27	0	0
Pct 9448 - Election Day Reporting	834	55	6.59	35	12	0	8	0	0
Pct 9448 - VBM Reporting	834	177	21.22	114	36	1	26	0	0
Pct 9449 - Election Day Reporting	678	51	7.52	35	12	0	4	0	0
Pct 9449 - VBM Reporting	678	159	23.45	99	31	1	28	0	0
Pct 9451 - Election Day Reporting	368	36	9.78	29	4	1	2	0	0
Pct 9451 - VBM Reporting	368	89	24.18	61	24	1	3	0	0
Pct 9452 - Election Day Reporting	715	67	9.37	42	21	0	4	0	0
Pct 9452 - VBM Reporting	715	136	19.30	87	35	1	15	0	0
Pct 9453 - Election Day Reporting	434	33	7.60	22	8	0	3	0	0
Pct 9453 - VBM Reporting	434	109	25.12	79	18	1	11	0	0
Pct 9501 MB - Election Day Repo	125	1	0.80	0	0	0	1	0	0
Pct 9501 MB - VBM Reporting	125	41	32.80	26	7	0	8	0	0
Pct 9502 MB - Election Day Repo	188	0	0.00	0	0	0	0	0	0
Pct 9502 MB - VBM Reporting	188	63	33.51	47	9	0	7	0	0
Pct 9503/9504 - Election Day Rep	625	33	5.28	22	4	2	5	0	0
Pct 9503/9504 - VBM Reporting	625	109	17.44	81	14	1	13	0	0
Pct 9505 - Election Day Reporting	727	50	6.88	39	4	0	7	0	0
Pct 9505 - VBM Reporting	727	144	19.81	101	16	3	24	0	0
Pct 9506 - Election Day Reporting	706	47	6.66	43	1	0	3	0	0
Pct 9506 - VBM Reporting	706	101	14.31	75	6	0	20	0	0
Pct 9507 - Election Day Reporting	670	61	9.10	42	10	1	8	0	0
Pct 9507 - VBM Reporting	670	114	17.01	85	10	1	18	0	0
Pct 9508 - Election Day Reporting	709	48	6.78	39	2	0	7	0	0
Pct 9508 - VBM Reporting	709	83	11.72	71	3	0	9	0	0
Pct 9509 - Election Day Reporting	588	49	8.33	36	5	0	8	0	0
Pct 9509 - VBM Reporting	588	96	16.33	71	4	1	20	0	0
Pct 9511 - Election Day Reporting	572	64	11.19	41	7	1	15	0	0
Pct 9511 - VBM Reporting	572	85	14.86	61	10	0	14	0	0
Pct 9512 - Election Day Reporting	703	47	6.69	40	1	0	8	0	0
Pct 9512 - VBM Reporting	703	117	16.64	87	6	3	21	0	0
Pct 9513 - Election Day Reporting	808	62	7.67	48	7	1	6	0	0
Pct 9513 - VBM Reporting	808	108	13.37	89	7	1	11	0	0
Pct 9514/9522 - Election Day Rep	852	80	9.39	62	11	1	6	0	0
Pct 9514/9522 - VBM Reporting	852	97	11.38	69	16	1	11	0	0
Pct 9515 - Election Day Reporting	651	65	9.98	47	8	0	10	0	0
Pct 9515 - VBM Reporting	651	97	14.90	67	14	1	15	0	0
Pct 9516 - Election Day Reporting	794	90	11.34	69	8	0	13	0	0
Pct 9516 - VBM Reporting	794	141	17.76	92	31	0	18	0	0
Pct 9517 - Election Day Reporting	740	63	8.51	50	3	0	10	0	0
Pct 9517 - VBM Reporting	740	123	16.62	85	18	0	20	0	0
Pct 9518 - Election Day Reporting	684	64	9.36	52	6	0	6	0	0
Pct 9518 - VBM Reporting	684	87	12.72	68	7	1	11	0	0
Pct 9519 - Election Day Reporting	821	91	11.08	69	14	0	8	0	0
Pct 9519 - VBM Reporting	821	126	15.35	89	18	0	19	0	0
Pct 9521 - Election Day Reporting	841	99	11.77	77	9	2	11	0	0

**THE CITY AND COUNTY OF SAN FRANCISCO Statement of Vote  
PRIMARY ELECTION JUNE 2014**

NON-PARTISAN BOARD OF EQUALIZATION, DISTRICT 2										
	Registration	Ballots Cast	Turnout (%)	BOARD OF EQUALIZATION, DISTRICT 2	FIONA IMA	JAMES E. THEIS	WRITE-IN	Under Vote	Over Vote	
Pct 9521 - VBM Reporting	841	123	14.63		87	15	0	21	0	
Pct 9701 - Election Day Reporting	608	65	10.69		50	6	0	9	0	
Pct 9701 - VBM Reporting	608	134	22.04		92	15	0	27	0	
Pct 9702 - Election Day Reporting	665	65	9.77		52	6	1	6	0	
Pct 9702 - VBM Reporting	665	114	17.14		79	13	0	22	0	
Pct 9703 - Election Day Reporting	871	72	8.27		46	18	0	8	0	
Pct 9703 - VBM Reporting	871	201	23.08		141	35	1	24	0	
Pct 9704 - Election Day Reporting	880	76	8.64		50	12	0	14	0	
Pct 9704 - VBM Reporting	880	193	22.61		136	38	0	25	0	
Pct 9705 - Election Day Reporting	823	58	7.05		45	7	1	5	0	
Pct 9705 - VBM Reporting	823	165	20.05		116	28	1	20	0	
Pct 9706 MB - Election Day Repo	55	0	0.00		0	0	0	0	0	
Pct 9706 MB - VBM Reporting	55	16	32.73		16	0	0	2	0	
Pct 9707 - Election Day Reporting	725	54	7.45		37	10	0	7	0	
Pct 9707 - VBM Reporting	725	193	26.62		128	32	0	33	0	
Pct 9708 - Election Day Reporting	826	66	7.99		48	10	0	8	0	
Pct 9708 - VBM Reporting	826	178	21.55		131	19	0	28	0	
Pct 9709 - Election Day Reporting	877	81	9.24		52	17	1	11	0	
Pct 9709 - VBM Reporting	877	202	23.03		139	32	2	29	0	
Pct 9711 - Election Day Reporting	575	78	13.57		50	16	0	12	0	
Pct 9711 - VBM Reporting	575	152	26.43		108	23	1	20	0	
Pct 9712 - Election Day Reporting	589	73	12.39		53	13	0	7	0	
Pct 9712 - VBM Reporting	589	152	25.81		94	33	1	24	0	
Pct 9713 - Election Day Reporting	866	57	6.58		38	9	1	9	0	
Pct 9713 - VBM Reporting	866	193	22.29		124	38	1	30	0	
Pct 9714 - Election Day Reporting	864	88	10.19		61	17	0	10	0	
Pct 9714 - VBM Reporting	864	247	28.59		163	58	0	26	0	
Pct 9715 - Election Day Reporting	554	88	15.88		66	10	0	12	0	
Pct 9715 - VBM Reporting	554	148	26.71		98	33	0	17	0	
Pct 9716 - Election Day Reporting	829	71	8.56		49	12	0	10	0	
Pct 9716 - VBM Reporting	829	187	22.56		134	26	1	26	0	
Pct 9717 - Election Day Reporting	881	80	9.08		52	18	0	10	0	
Pct 9717 - VBM Reporting	881	188	21.34		135	34	1	18	0	
Pct 9718 - Election Day Reporting	800	106	13.25		71	24	0	11	0	
Pct 9718 - VBM Reporting	800	230	28.75		161	44	2	23	0	
Pct 9719 - Election Day Reporting	828	108	13.04		75	17	0	16	0	
Pct 9719 - VBM Reporting	828	218	26.33		152	39	0	27	0	
Pct 9721 - Election Day Reporting	598	81	13.55		57	12	1	11	0	
Pct 9721 - VBM Reporting	598	146	24.41		89	38	0	19	0	
Pct 9722 - Election Day Reporting	583	62	10.63		34	18	0	10	0	
Pct 9722 - VBM Reporting	583	158	27.10		111	30	0	17	0	
Pct 9723 - Election Day Reporting	415	25	6.02		13	10	0	2	0	
Pct 9723 - VBM Reporting	415	132	31.81		86	23	0	23	0	
Pct 9724 - Election Day Reporting	841	75	8.92		46	19	0	10	0	
Pct 9724 - VBM Reporting	841	248	29.49		142	62	1	43	0	
Pct 9725 - Election Day Reporting	878	45	5.13		26	13	0	6	0	
Pct 9725 - VBM Reporting	878	222	25.28		137	52	1	32	0	
Pct 9726 - Election Day Reporting	695	48	6.91		37	5	0	6	0	
Pct 9726 - VBM Reporting	695	94	13.53		58	18	0	18	0	
Pct 9727 - Election Day Reporting	405	39	9.63		24	8	0	7	0	
Pct 9727 - VBM Reporting	405	113	27.90		68	31	1	13	0	
Pct 9728 - Election Day Reporting	883	97	10.99		62	20	0	15	0	
Pct 9728 - VBM Reporting	883	238	26.95		147	63	0	28	0	
Pct 9729 - Election Day Reporting	703	79	11.24		48	21	0	10	0	
Pct 9729 - VBM Reporting	703	183	26.03		104	58	1	20	0	
Pct 9731 - Election Day Reporting	497	83	16.70		46	24	0	13	0	
Pct 9731 - VBM Reporting	497	113	22.74		60	38	0	15	0	

**THE CITY AND COUNTY OF SAN FRANCISCO Statement of Vote  
PRIMARY ELECTION JUNE 2014**

NON-PARTISAN BOARD OF EQUALIZATION, DISTRICT 2													
	Registration	Ballots Cast	Turnout (%)	BOARD OF EQUALIZATION, DISTRICT 2	FIONA MA	JAMES E. THEIS	WRITEN	Under Vote	Over Vote				
Pct 9732 MB - Election Day Repo	65	0	0.00	0	0	0	0	0	0				
Pct 9732 MB - VBM Reporting	65	29	44.62	22	3	0	0	4	0				
Pct 9733 MB - Election Day Repo	210	1	0.48	1	0	0	0	0	0				
Pct 9733 MB - VBM Reporting	210	88	41.90	59	11	0	0	18	0				
Pct 9734 - Election Day Reporting	569	62	10.90	45	14	0	0	3	0				
Pct 9734 - VBM Reporting	569	186	32.69	112	46	2	26	0	0				
Pct 9735 - Election Day Reporting	738	93	12.60	60	20	1	1	12	0				
Pct 9735 - VBM Reporting	738	215	29.13	145	45	4	4	21	0				
Pct 9736 - Election Day Reporting	666	78	11.71	54	19	1	1	5	0				
Pct 9736 - VBM Reporting	666	191	28.68	137	29	1	24	0	0				
Pct 9737 - Election Day Reporting	736	55	7.47	40	8	0	0	7	0				
Pct 9737 - VBM Reporting	736	229	31.11	168	35	1	25	0	0				
Pct 9738 - Election Day Reporting	672	49	7.29	34	10	0	0	5	0				
Pct 9738 - VBM Reporting	672	148	22.02	98	30	1	19	0	0				
Pct 9739 - Election Day Reporting	791	38	4.80	30	5	0	0	3	0				
Pct 9739 - VBM Reporting	791	104	13.15	74	16	0	14	0	0				
Pct 9741 - Election Day Reporting	631	2	0.32	2	0	0	0	0	0				
Pct 9741 - VBM Reporting	631	1	0.16	1	0	0	0	0	0				
Pct 9742 - Election Day Reporting	563	66	11.72	45	12	0	0	9	0				
Pct 9742 - VBM Reporting	563	116	20.60	74	30	0	12	0	0				
Pct 9743 - Election Day Reporting	839	58	6.91	43	6	0	0	9	0				
Pct 9743 - VBM Reporting	839	168	20.14	121	34	0	14	0	0				
Pct 9744 - Election Day Reporting	817	66	8.08	45	10	2	9	0	0				
Pct 9744 - VBM Reporting	817	121	14.81	76	25	0	20	0	0				
Pct 9745 - Election Day Reporting	898	58	6.46	43	7	1	7	0	0				
Pct 9745 - VBM Reporting	898	108	12.14	75	21	1	12	0	0				
Pct 9746 - Election Day Reporting	867	96	11.07	57	25	0	14	0	0				
Pct 9746 - VBM Reporting	867	222	25.61	150	49	0	23	0	0				
Pct 9747 - Election Day Reporting	858	74	8.62	49	12	0	13	0	0				
Pct 9747 - VBM Reporting	858	176	20.51	120	29	2	25	0	0				
Pct 9748 - Election Day Reporting	888	86	9.68	55	15	2	14	0	0				
Pct 9748 - VBM Reporting	888	217	23.76	139	41	5	26	0	0				
Pct 9749 - Election Day Reporting	770	58	7.66	41	8	1	9	0	0				
Pct 9749 - VBM Reporting	770	145	18.83	107	23	0	15	0	0				
Pct 9751 - Election Day Reporting	854	77	9.02	51	19	3	4	0	0				
Pct 9751 - VBM Reporting	854	236	27.63	164	44	1	27	0	0				
Pct 9752 - Election Day Reporting	652	63	9.66	39	12	0	12	0	0				
Pct 9752 - VBM Reporting	652	202	30.98	142	38	1	21	0	0				
Pct 9753 - Election Day Reporting	691	58	8.10	42	6	0	8	0	0				
Pct 9753 - VBM Reporting	691	160	23.15	122	19	2	17	0	0				
Pct 9754 - Election Day Reporting	664	73	10.99	58	8	1	6	0	0				
Pct 9754 - VBM Reporting	664	167	25.15	124	19	2	22	0	0				
Pct 9755 - Election Day Reporting	504	52	10.32	35	8	0	9	0	0				
Pct 9755 - VBM Reporting	504	131	25.99	94	21	2	14	0	0				
Pct 9756 - Election Day Reporting	786	46	5.11	28	11	0	9	0	0				
Pct 9756 - VBM Reporting	786	180	22.90	116	36	1	27	0	0				
Pct 9801 - Election Day Reporting	381	40	10.50	29	5	0	6	0	0				
Pct 9801 - VBM Reporting	381	80	21.00	60	7	0	13	0	0				
Pct 9900 MB - Election Day Repo	0	0	0.00	0	0	0	0	0	0				
Pct 9900 MB - VBM Reporting	0	0	0.00	0	0	0	0	0	0				
Pct 9901 MB - Election Day Repo	0	0	0.00	0	0	0	0	0	0				
Pct 9901 MB - VBM Reporting	0	0	0.00	0	0	0	0	0	0				
Pct 9902 MB - Election Day Repo	0	0	0.00	0	0	0	0	0	0				
Pct 9902 MB - VBM Reporting	0	0	0.00	0	0	0	0	0	0				
Election Day Reporting Totals	435757	39406	9.04	27973	4637	289	6299	8					

**THE CITY AND COUNTY OF SAN FRANCISCO Statement of Vote  
PRIMARY ELECTION JUNE 2014**

NON-PARTISAN BOARD OF EQUALIZATION, DISTRICT 2								
	Registration	Ballots Cast	Turnout (%)	BOARD OF EQUALIZATION, DISTRICT 2 FIONA MA	JAMES E. THEIS	WRITE-IN	Under Vote	Over Vote
VBM Reporting Totals	435757	89993	20.65	63055	12908	528	13453	49
District Totals - Absentee								
District Grand Totals								
12TH CONGRESSIONAL DISTRICT	385648	114107	29.59	80481	15065	704	17806	51
13TH CONGRESSIONAL DISTRICT	0	0	0.00	0	0	0	0	0
14TH CONGRESSIONAL DISTRICT	50109	15292	30.52	10547	2680	113	1946	6
11TH SENATORIAL DISTRICT	435757	129399	29.70	91028	17745	817	19752	57
17TH ASSEMBLY DISTRICT	251482	76933	30.59	55307	8631	502	12451	42
19TH ASSEMBLY DISTRICT	184275	52466	28.47	35721	9114	315	7301	15
BOARD OF EQ. DISTRICT 2	435757	129399	29.70	91028	17745	817	19752	57
SUPERVISORIAL DISTRICT 1	37767	10489	27.77	7490	1544	48	1401	6
SUPERVISORIAL DISTRICT 2	43533	11998	27.56	7383	2568	48	1996	1
SUPERVISORIAL DISTRICT 3	33270	10359	31.14	6927	1555	64	1805	8
SUPERVISORIAL DISTRICT 4	37949	10880	28.67	7417	1908	80	1473	2
SUPERVISORIAL DISTRICT 5	47671	13086	27.45	9657	1265	95	2065	4
SUPERVISORIAL DISTRICT 6	34002	9061	26.65	6207	1269	74	1499	12
SUPERVISORIAL DISTRICT 7	42255	14311	33.79	9728	2636	70	1877	0
SUPERVISORIAL DISTRICT 8	53703	19219	35.79	14469	1604	104	3040	2
SUPERVISORIAL DISTRICT 9	38405	12015	31.28	8709	1143	103	2052	8
SUPERVISORIAL DISTRICT 10	35021	8924	25.48	6534	982	42	1360	6
SUPERVISORIAL DISTRICT 11	32081	9059	28.24	6507	1271	89	1184	8
CITY/COUNTY OF SAN FRANCISCO	435757	129399	29.70	91028	17745	817	19752	57
BAYVIEW/HUNTERS POINT	16695	3854	23.08	2864	408	21	556	5
CHINATOWN	14573	4367	29.97	2936	631	20	777	3
CIVIC CENTER/DOWNTOWN	24423	6808	27.88	4662	959	57	1118	12
DIAMOND HEIGHTS	6435	2633	40.82	1874	287	13	359	0
EXCELSIOR (OUTER MISSION)	23621	6928	29.33	4891	1057	58	917	5
HAIGHT ASHBURY	13174	3684	27.96	2777	282	29	594	2
INGLESIDE	10397	2683	25.81	1997	304	33	346	3
INNER SUNSET	8836	2387	27.01	1743	285	14	345	0
LAKE MERCED	7477	1812	24.23	1187	366	7	252	0
LAUREL HEIGHTS/ANZA VISTA	8629	2287	26.50	1564	354	13	356	0
MARINA/PACIFIC HEIGHTS	34933	9391	26.88	5717	2064	32	1578	0
MISSION	28168	7962	28.27	5784	679	68	1425	6
NOE VALLEY	15911	5531	34.76	4151	468	26	886	0
NORTH BERNAL HTS	8108	3099	38.22	2324	207	27	540	1
NORTH EMBARCADERO	6066	2168	35.71	1376	380	14	395	1
PORTOLA	7972	2539	31.85	1792	379	19	348	2
POTRERO HILL	12285	3536	28.78	2545	377	20	594	0
RICHMOND	32988	9245	28.03	6635	1361	43	1200	6
SEA CLIFF/PRESIDIO HEIGHTS	7363	2366	32.13	1500	460	14	391	1
SOUTH BERNAL HEIGHT	8738	3004	34.38	2230	263	16	494	1
SOUTH OF MARKET	18900	5193	27.48	3535	738	43	873	4
SUNSET	37410	10737	28.70	7312	1890	76	1457	2
UPPER MARKET/EUREKA VALL	17459	6607	37.84	5022	501	37	1046	1
VISITATION VALLEY	7291	1871	25.66	1336	256	5	274	0
WEST OF TWIN PEAKS	31559	11503	36.45	7839	2132	57	1475	0
WESTERN ADDITION	27878	7710	27.66	5679	738	60	1230	3
Grand Totals	435757	129399	29.70	91028	17745	817	19752	57

**THE CITY AND COUNTY OF SAN FRANCISCO Statement of Vote  
PRIMARY ELECTION JUNE 2014**

NON-PARTISAN US REPRESENTATIVE, DISTRICT 12														
	Registration	Ballois Cast	Turnout (%)	US REPRESENTATIVE, DISTRICT 12 JIM WELLES	A.J. "DESMOND" THORSSON	DAVID PETERSON	NANCY PELOSI	BARRY HERMANSON	JOHN DENNIS	MICHAEL STEGER	FRANK LARA	WRITE-IN	Under Vote	Over Vote
Pct 1141 - Election Day Reporting	859	48	5.59	0	0	2	35	2	1	1	0	0	7	0
Pct 1141 - VBM Reporting	859	204	23.75	5	3	7	145	12	9	6	3	1	13	3
Pct 1142 - Election Day Reporting	793	48	6.05	0	1	1	38	1	2	0	0	0	5	0
Pct 1142 - VBM Reporting	793	187	23.58	3	2	13	115	11	16	1	12	0	14	0
Pct 1143 - Election Day Reporting	843	76	9.02	1	2	2	59	4	1	1	4	0	1	1
Pct 1143 - VBM Reporting	843	186	22.06	2	3	5	123	14	20	0	6	0	13	1
Pct 1144 - Election Day Reporting	751	58	7.72	1	0	3	37	2	9	2	1	0	3	0
Pct 1144 - VBM Reporting	751	143	19.04	3	1	1	93	8	12	2	10	0	12	1
Pct 1145 - Election Day Reporting	805	58	7.20	1	1	1	46	4	1	0	0	0	4	0
Pct 1145 - VBM Reporting	805	205	25.47	0	0	4	164	8	15	3	6	0	5	1
Pct 1146 - Election Day Reporting	826	56	6.78	0	0	3	31	6	6	2	3	0	4	1
Pct 1146 - VBM Reporting	826	196	23.73	2	3	7	138	12	17	5	5	0	6	1
Pct 1147 - Election Day Reporting	779	72	9.24	0	0	2	49	5	7	0	8	0	1	0
Pct 1147 - VBM Reporting	779	179	22.98	0	5	11	115	5	23	4	7	0	7	2
Pct 1148 - Election Day Reporting	798	60	7.52	1	1	2	41	2	7	0	1	0	5	0
Pct 1148 - VBM Reporting	798	168	21.05	1	4	7	102	5	28	1	5	1	12	2
Pct 1149 - Election Day Reporting	812	69	8.50	0	1	5	48	2	7	0	4	0	1	1
Pct 1149 - VBM Reporting	812	164	20.20	2	4	2	104	8	28	1	8	0	7	0
Pct 1151 MB - Election Day Repo	0	0	0.00	0	0	0	0	0	0	0	0	0	0	0
Pct 1151 MB - VBM Reporting	0	0	0.00	0	0	0	0	0	0	0	0	0	0	0
Pct 1152 - Election Day Reporting	764	66	8.64	0	0	1	44	5	10	1	3	0	2	0
Pct 1152 - VBM Reporting	764	181	23.69	7	2	8	126	4	12	0	13	1	6	3
Pct 1153 - Election Day Reporting	788	65	8.25	1	1	4	34	4	11	1	5	0	4	0
Pct 1153 - VBM Reporting	788	154	19.54	1	3	4	96	5	32	0	6	0	6	1
Pct 1154 MB - Election Day Repo	0	0	0.00	0	0	0	0	0	0	0	0	0	0	0
Pct 1154 MB - VBM Reporting	0	0	0.00	0	0	0	0	0	0	0	0	0	0	0
Pct 7001 - Election Day Reporting	641	42	6.55	0	0	1	33	3	2	1	1	0	1	0
Pct 7001 - VBM Reporting	641	105	16.38	2	0	7	74	2	3	1	3	0	12	1
Pct 7002 - Election Day Reporting	820	52	6.34	0	0	1	33	2	5	2	1	2	6	0
Pct 7002 - VBM Reporting	820	167	20.37	2	3	7	110	7	27	1	2	0	8	0
Pct 7003 - Election Day Reporting	792	105	13.26	0	0	4	77	5	7	1	5	0	6	0
Pct 7003 - VBM Reporting	792	162	20.45	0	1	2	130	3	18	2	4	0	4	0
Pct 7004 - Election Day Reporting	784	81	10.33	0	1	1	61	8	4	1	2	0	3	0
Pct 7004 - VBM Reporting	784	150	19.13	2	1	4	114	13	11	1	1	0	3	0
Pct 7005 - Election Day Reporting	776	99	12.76	0	0	2	86	2	5	1	1	0	2	0
Pct 7005 - VBM Reporting	776	149	19.20	0	0	4	115	7	14	1	2	0	7	0
Pct 7006 - Election Day Reporting	825	91	11.03	1	0	2	59	16	3	1	5	0	4	0
Pct 7006 - VBM Reporting	825	152	18.42	2	3	3	113	16	11	1	3	0	1	0
Pct 7007 - Election Day Reporting	897	96	10.70	0	1	3	76	6	6	0	1	0	3	0
Pct 7007 - VBM Reporting	897	189	21.07	0	1	5	158	6	11	1	3	0	5	0
Pct 7008 - Election Day Reporting	787	122	15.50	1	0	2	97	3	11	0	2	1	5	0
Pct 7008 - VBM Reporting	787	206	26.18	1	3	3	163	5	19	1	1	2	6	2
Pct 7009 - Election Day Reporting	805	53	6.58	0	1	3	36	4	5	0	2	0	2	0
Pct 7009 - VBM Reporting	805	185	22.98	1	1	3	151	4	12	1	3	0	9	0
Pct 7011 - Election Day Reporting	876	50	5.71	1	0	2	40	2	0	0	4	0	1	0
Pct 7011 - VBM Reporting	876	117	13.36	1	1	2	97	5	5	1	4	0	3	1
Pct 7012 - Election Day Reporting	908	102	11.23	1	0	3	74	13	5	2	2	0	2	0
Pct 7012 - VBM Reporting	908	168	18.61	2	0	7	131	13	13	2	0	0	3	0
Pct 7013 - Election Day Reporting	554	44	7.94	0	0	2	32	3	3	0	0	0	4	0
Pct 7013 - VBM Reporting	554	100	18.05	1	2	6	79	7	2	0	1	0	4	0
Pct 7014 - Election Day Reporting	940	78	8.30	2	1	4	59	4	3	3	1	0	1	0
Pct 7014 - VBM Reporting	940	168	17.87	0	0	3	143	7	9	2	2	1	3	0
Pct 7015 MB - Election Day Repo	66	0	0.00	0	0	0	0	0	0	0	0	0	0	0
Pct 7015 MB - VBM Reporting	66	13	19.70	0	0	0	8	2	3	0	0	0	0	0
Pct 7016 - Election Day Reporting	787	40	5.08	0	1	1	29	4	1	0	2	0	2	0
Pct 7016 - VBM Reporting	787	141	17.92	1	4	2	101	10	6	1	6	2	4	4
Pct 7017 - Election Day Reporting	676	17	2.51	0	0	0	16	0	0	0	0	0	1	0

**THE CITY AND COUNTY OF SAN FRANCISCO Statement of Vote  
PRIMARY ELECTION JUNE 2014**

NON-PARTISAN US REPRESENTATIVE, DISTRICT 12														
	Registration	Ballots Cast	Turnout (%)	US REPRESENTATIVE, DISTRICT 12 JIM WELLES	A.J. "DESMOND" THORSSON	DAVID PETERSON	NANCY PELOSI	BARRY HERMANSON	JOHN DENNIS	MICHAEL STEGER	FRANK LARA	WRITE-IN	Under Vote	Over Vote
Pct 7017 - VBM Reporting	676	94	13.91	1	0	0	76	1	6	0	7	0	3	0
Pct 7018 - Election Day Reporting	840	42	5.00	0	1	3	31	2	2	1	0	0	2	0
Pct 7018 - VBM Reporting	840	242	28.81	3	8	8	175	7	21	4	2	0	13	2
Pct 7019 - Election Day Reporting	861	45	5.23	1	0	1	37	1	3	0	0	1	1	0
Pct 7019 - VBM Reporting	861	222	25.78	2	3	4	169	7	17	2	2	0	14	2
Pct 7021 - Election Day Reporting	841	58	6.90	2	0	1	43	2	2	1	3	1	3	0
Pct 7021 - VBM Reporting	841	143	17.00	0	3	6	105	7	12	1	2	0	4	3
Pct 7022 - Election Day Reporting	888	45	5.07	0	0	1	35	3	1	1	1	0	3	0
Pct 7022 - VBM Reporting	888	152	17.12	0	0	3	127	6	11	0	2	0	4	1
Pct 7023 - Election Day Reporting	823	40	4.86	0	0	1	30	4	2	0	0	0	3	0
Pct 7023 - VBM Reporting	823	168	20.41	3	1	4	138	7	8	0	2	0	3	2
Pct 7024 - Election Day Reporting	263	3	1.14	0	0	0	3	0	0	0	0	0	0	0
Pct 7024 - VBM Reporting	263	13	4.94	0	0	1	9	0	1	0	1	0	1	0
Pct 7025 - Election Day Reporting	417	19	4.32	0	0	1	15	0	0	0	2	0	0	0
Pct 7025 - VBM Reporting	417	32	7.67	1	0	4	22	2	0	1	1	0	0	0
Pct 7026 - Election Day Reporting	837	46	5.50	1	0	3	34	1	1	1	0	0	5	0
Pct 7026 - VBM Reporting	837	235	28.08	5	6	10	154	13	21	5	4	0	13	3
Pct 7027 - Election Day Reporting	775	53	6.84	0	0	6	40	2	2	0	1	0	2	0
Pct 7027 - VBM Reporting	775	147	18.97	0	2	6	100	9	14	4	0	0	10	2
Pct 7028 - Election Day Reporting	762	32	4.20	0	0	0	30	1	0	0	1	0	0	0
Pct 7028 - VBM Reporting	762	91	11.94	1	0	5	76	0	3	0	3	0	2	3
Pct 7029 - Election Day Reporting	802	27	3.37	1	1	2	20	1	0	1	0	0	0	1
Pct 7029 - VBM Reporting	802	105	13.09	0	1	1	81	3	9	1	2	2	5	3
Pct 7030 - Election Day Reporting	669	36	5.38	1	3	0	21	1	7	1	1	0	1	0
Pct 7030 - VBM Reporting	669	180	26.91	3	3	14	114	9	22	3	3	0	8	1
Pct 7031 - Election Day Reporting	358	12	3.35	0	1	1	8	0	0	1	0	0	1	0
Pct 7031 - VBM Reporting	358	121	33.80	0	1	10	80	4	9	2	3	0	12	1
Pct 7032 - Election Day Reporting	799	49	6.13	1	0	3	39	0	1	0	0	0	4	0
Pct 7032 - VBM Reporting	799	151	18.90	1	4	14	114	2	12	0	1	0	2	1
Pct 7033 - Election Day Reporting	706	47	6.66	0	0	1	42	0	3	0	0	0	2	0
Pct 7033 - VBM Reporting	706	101	14.31	0	0	6	75	2	9	1	6	0	1	1
Pct 7034 - Election Day Reporting	767	13	1.69	1	0	3	6	0	2	0	0	0	1	0
Pct 7034 - VBM Reporting	767	59	7.69	0	0	2	52	0	1	0	1	0	3	1
Pct 7035 - Election Day Reporting	311	23	7.40	0	0	2	20	1	0	0	0	0	0	0
Pct 7035 - VBM Reporting	311	41	13.18	1	1	1	33	0	3	1	1	0	1	0
Pct 7036 - Election Day Reporting	813	25	3.08	1	1	2	19	1	3	0	0	0	0	0
Pct 7036 - VBM Reporting	813	171	21.03	5	2	4	132	2	15	1	5	0	4	1
Pct 7037 - Election Day Reporting	687	19	2.18	0	1	0	11	0	1	0	2	0	0	0
Pct 7037 - VBM Reporting	687	41	5.97	0	2	2	29	0	4	0	0	0	3	0
Pct 7038 - Election Day Reporting	807	14	1.73	0	0	2	7	0	0	0	1	0	4	0
Pct 7038 - VBM Reporting	807	171	21.19	3	4	7	108	8	13	8	7	0	13	0
Pct 7039 - Election Day Reporting	705	58	8.23	0	0	3	41	2	7	1	2	0	2	0
Pct 7039 - VBM Reporting	705	141	20.00	3	3	4	98	5	18	0	4	0	7	0
Pct 7041 MB - Election Day Repo	53	0	0.00	0	0	0	0	0	0	0	0	0	0	0
Pct 7041 MB - VBM Reporting	53	14	26.42	0	0	0	11	0	3	0	0	0	0	0
Pct 7042 - Election Day Reporting	586	24	4.10	0	1	0	20	0	2	0	0	0	1	0
Pct 7042 - VBM Reporting	586	130	22.18	1	5	2	94	4	17	1	1	0	4	1
Pct 7043 - Election Day Reporting	765	23	3.01	0	0	1	15	2	1	0	1	0	3	0
Pct 7043 - VBM Reporting	765	152	19.87	1	5	6	113	10	9	2	1	0	4	2
Pct 7044 - Election Day Reporting	754	27	3.58	0	0	1	21	0	1	0	2	0	2	0
Pct 7044 - VBM Reporting	754	61	8.09	2	2	2	41	4	6	0	3	0	1	0
Pct 7045 - Election Day Reporting	692	42	6.07	3	1	1	25	1	4	0	0	0	7	0
Pct 7045 - VBM Reporting	692	181	26.16	7	1	7	110	6	24	4	4	0	17	1
Pct 7046 - Election Day Reporting	389	25	6.43	0	0	0	22	1	0	0	0	0	2	0
Pct 7046 - VBM Reporting	389	95	24.42	6	2	3	67	2	9	0	0	0	5	1
Pct 7047 - Election Day Reporting	744	45	6.05	1	1	2	30	2	2	2	3	0	1	1
Pct 7047 - VBM Reporting	744	199	26.75	6	2	6	138	6	22	3	2	0	14	0



**THE CITY AND COUNTY OF SAN FRANCISCO Statement of Vote  
PRIMARY ELECTION JUNE 2014**

NON-PARTISAN US REPRESENTATIVE, DISTRICT 12														
	Registration	Ballots Cast	Turnout (%)	US REPRESENTATIVE, DISTRICT 12 JIM WELLES	A.J. "DESMOND" THORSSON	DAVID PETERSON	NANCY PELOSI	BARRY HERMANSON	JOHN DENNIS	MICHAEL STEGER	FRANK LARA	WRITE-IN	Under Vote	Over Vote
Pct 7048 - Election Day Reporting	725	40	5.52	0	0	2	27	1	6	1	0	0	2	1
Pct 7048 - VBM Reporting	725	129	17.79	4	3	11	93	4	7	1	5	0	2	0
Pct 7049 - Election Day Reporting	724	37	5.11	1	0	2	26	0	4	1	1	0	2	0
Pct 7049 - VBM Reporting	724	156	21.55	2	5	8	101	7	12	4	5	2	10	0
Pct 7051 - Election Day Reporting	771	29	3.76	0	0	1	22	0	0	2	1	0	3	0
Pct 7051 - VBM Reporting	771	199	25.81	8	6	15	123	7	17	8	5	0	9	1
Pct 7052 - Election Day Reporting	749	47	6.28	0	0	3	28	2	6	1	1	0	6	0
Pct 7052 - VBM Reporting	749	156	20.83	7	6	11	85	5	15	5	1	0	19	4
Pct 7053 - Election Day Reporting	400	13	3.25	0	1	0	8	0	3	0	0	0	1	0
Pct 7053 - VBM Reporting	400	117	29.25	2	2	6	75	6	23	1	3	0	0	0
Pct 7054 - Election Day Reporting	770	39	5.06	0	0	2	31	1	2	0	1	0	1	1
Pct 7054 - VBM Reporting	770	119	15.45	1	3	7	91	4	4	0	2	0	6	1
Pct 7101 MB - Election Day Repo	118	2	1.69	0	0	0	1	0	0	0	0	0	1	0
Pct 7101 MB - VBM Reporting	118	28	23.73	0	0	1	22	2	2	0	0	0	1	0
Pct 7201 - Election Day Reporting	823	69	8.38	0	0	0	57	2	4	2	1	0	3	0
Pct 7201 - VBM Reporting	823	169	20.53	0	3	4	115	4	37	0	1	0	6	1
Pct 7202 - Election Day Reporting	773	76	9.83	0	2	1	56	3	6	0	0	0	8	0
Pct 7202 - VBM Reporting	773	178	23.03	3	1	3	105	4	52	1	0	0	7	0
Pct 7203 - Election Day Reporting	779	65	8.34	1	2	2	50	2	6	1	0	0	1	0
Pct 7203 - VBM Reporting	779	122	15.66	1	0	3	80	2	21	0	2	1	12	0
Pct 7204 - Election Day Reporting	806	64	7.94	0	1	1	46	4	8	0	0	0	4	0
Pct 7204 - VBM Reporting	806	206	25.56	0	2	4	154	2	33	1	4	0	8	0
Pct 7205 - Election Day Reporting	814	81	9.95	1	0	1	59	2	13	2	0	0	3	0
Pct 7205 - VBM Reporting	814	229	28.01	0	1	2	156	6	48	1	2	0	12	0
Pct 7206 - Election Day Reporting	338	33	9.76	1	1	0	23	1	3	2	0	0	2	0
Pct 7206 - VBM Reporting	338	51	15.09	1	1	1	37	2	4	1	0	0	4	0
Pct 7207 - Election Day Reporting	546	32	5.86	0	2	0	23	0	3	0	1	0	2	1
Pct 7207 - VBM Reporting	546	102	18.68	1	2	3	70	4	17	2	3	0	0	0
Pct 7208 - Election Day Reporting	525	35	6.29	0	0	0	26	1	1	0	1	0	4	0
Pct 7208 - VBM Reporting	525	133	25.33	0	2	3	92	1	24	1	4	0	8	0
Pct 7209 - Election Day Reporting	476	36	7.56	0	0	0	27	2	4	0	0	0	3	0
Pct 7209 - VBM Reporting	476	186	39.08	2	1	4	129	5	32	1	1	0	10	1
Pct 7301 - Election Day Reporting	838	63	7.52	0	1	2	35	6	8	1	3	0	7	0
Pct 7301 - VBM Reporting	838	178	21.24	1	4	8	111	7	33	2	3	0	10	0
Pct 7302 - Election Day Reporting	722	77	10.66	0	0	4	46	2	11	3	0	0	9	1
Pct 7302 - VBM Reporting	722	263	36.43	2	5	12	164	9	53	6	1	0	12	0
Pct 7303 - Election Day Reporting	839	86	10.25	1	1	2	57	5	7	4	2	0	6	1
Pct 7303 - VBM Reporting	839	169	20.14	4	4	4	106	8	26	2	4	0	8	1
Pct 7304 - Election Day Reporting	856	91	10.63	0	1	4	64	4	7	4	1	0	6	0
Pct 7304 - VBM Reporting	856	187	21.85	3	1	4	119	10	32	2	7	1	12	1
Pct 7305 - Election Day Reporting	782	98	12.53	0	0	3	61	5	16	0	3	1	9	0
Pct 7305 - VBM Reporting	782	199	25.45	0	3	6	117	6	49	1	3	0	15	1
Pct 7306 - Election Day Reporting	880	75	8.52	0	0	1	54	7	7	1	2	0	3	0
Pct 7306 - VBM Reporting	880	178	20.23	2	1	7	108	7	34	4	4	0	11	1
Pct 7307 - Election Day Reporting	673	65	9.66	0	3	0	48	4	4	0	1	0	5	0
Pct 7307 - VBM Reporting	673	151	22.44	3	1	4	109	4	21	1	2	0	9	1
Pct 7308 - Election Day Reporting	533	59	11.07	0	0	2	43	2	5	2	0	0	5	0
Pct 7308 - VBM Reporting	533	158	29.64	4	0	1	103	7	33	2	1	0	8	0
Pct 7309 - Election Day Reporting	738	70	9.49	0	2	4	52	2	7	0	2	0	1	0
Pct 7309 - VBM Reporting	738	99	13.41	0	1	2	72	2	17	1	1	0	3	0
Pct 7311 - Election Day Reporting	795	66	8.30	0	0	1	52	1	8	0	1	0	3	0
Pct 7311 - VBM Reporting	795	151	18.99	1	1	1	113	6	23	0	1	0	5	0
Pct 7312 - Election Day Reporting	809	74	9.15	1	0	1	50	3	13	1	0	0	5	0
Pct 7312 - VBM Reporting	809	242	29.91	2	1	5	154	7	57	2	4	0	9	0
Pct 7313 - Election Day Reporting	768	72	9.38	1	1	5	47	2	9	1	1	0	5	0
Pct 7313 - VBM Reporting	768	187	24.35	2	8	6	109	12	28	3	4	1	15	0
Pct 7314 - Election Day Reporting	614	43	7.00	1	0	2	20	4	4	1	4	0	7	0

**THE CITY AND COUNTY OF SAN FRANCISCO Statement of Vote  
PRIMARY ELECTION JUNE 2014**

NON-PARTISAN US REPRESENTATIVE, DISTRICT 12														
	Registration	Ballots Cast	Turnout(%)	US REPRESENTATIVE, DISTRICT 12 JIM WELLES	A.J. "DESMOND" THORSON	DAVID PETERSON	NANCY PELOSI	BARRY HERMANSON	JOHN DENNIS	MICHAEL STEGER	FRANK LARA	WRITE-IN	Under Vote	Over Vote
Pct 7314 - VBM Reporting	614	142	23.13	1	3	2	98	10	6	10	4	0	10	1
Pct 7315 - Election Day Reporting	629	55	8.74	0	2	0	43	1	3	0	1	0	5	0
Pct 7315 - VBM Reporting	629	110	17.49	2	0	6	74	8	11	3	1	0	4	2
Pct 7316 - Election Day Reporting	721	54	7.49	0	0	2	38	5	5	1	0	0	3	0
Pct 7316 - VBM Reporting	721	160	22.19	2	2	14	104	14	9	2	5	2	9	1
Pct 7317 - Election Day Reporting	823	80	9.72	1	1	3	49	7	12	3	1	0	4	0
Pct 7317 - VBM Reporting	823	242	29.40	3	4	10	162	6	33	5	7	0	12	3
Pct 7318 - Election Day Reporting	653	61	9.34	1	2	0	37	1	11	0	2	1	6	0
Pct 7318 - VBM Reporting	653	162	24.81	4	3	3	105	11	15	0	8	0	12	1
Pct 7319 - Election Day Reporting	856	50	5.84	0	1	1	29	4	9	1	2	0	3	0
Pct 7319 - VBM Reporting	856	157	18.34	2	2	7	97	8	24	3	1	1	12	0
Pct 7321 - Election Day Reporting	580	46	7.93	0	2	0	28	2	7	2	1	0	4	0
Pct 7321 - VBM Reporting	580	131	22.59	1	2	9	77	5	16	1	2	0	17	0
Pct 7322 - Election Day Reporting	743	34	4.58	1	2	1	20	2	2	1	1	0	6	0
Pct 7322 - VBM Reporting	743	224	30.15	2	6	11	127	10	17	12	7	0	34	1
Pct 7323 - Election Day Reporting	664	71	10.69	1	0	5	46	4	8	3	1	0	3	0
Pct 7323 - VBM Reporting	664	121	18.22	0	0	3	86	5	12	4	6	0	6	0
Pct 7324 - Election Day Reporting	656	46	7.01	0	2	0	33	2	3	1	0	0	5	0
Pct 7324 - VBM Reporting	656	120	18.29	0	1	2	83	8	13	0	1	0	12	0
Pct 7325 - Election Day Reporting	774	69	8.91	1	0	3	42	6	8	1	2	0	6	0
Pct 7325 - VBM Reporting	774	134	17.31	0	1	3	89	7	12	2	3	0	15	2
Pct 7326 - Election Day Reporting	736	63	8.56	2	0	3	39	4	7	1	0	0	6	1
Pct 7326 - VBM Reporting	736	157	21.33	7	7	6	80	13	27	0	1	1	14	0
Pct 7327 - Election Day Reporting	546	33	6.04	1	0	0	19	0	4	2	0	0	7	0
Pct 7327 - VBM Reporting	546	156	28.57	9	2	12	79	8	7	9	2	1	27	1
Pct 7328 - Election Day Reporting	730	36	4.93	1	1	1	17	2	3	1	0	0	10	0
Pct 7328 - VBM Reporting	730	230	31.51	9	12	13	129	15	16	3	5	1	24	5
Pct 7329 - Election Day Reporting	418	31	7.42	0	0	0	19	0	9	1	0	0	2	0
Pct 7329 - VBM Reporting	418	125	29.90	0	1	5	68	5	33	5	2	0	7	1
Pct 7331 - Election Day Reporting	798	115	14.41	3	1	0	72	4	25	2	0	0	8	0
Pct 7331 - VBM Reporting	798	296	37.09	3	5	6	195	4	69	2	1	0	11	1
Pct 7332 - Election Day Reporting	710	64	9.01	0	1	1	47	3	3	2	2	0	5	0
Pct 7332 - VBM Reporting	710	117	16.48	0	2	4	69	12	21	0	2	0	5	1
Pct 7333 - Election Day Reporting	845	75	8.88	1	0	3	45	7	13	1	1	0	4	0
Pct 7333 - VBM Reporting	845	165	19.53	2	3	2	119	5	21	1	0	1	13	0
Pct 7334 - Election Day Reporting	797	68	8.53	1	2	1	51	3	5	0	2	0	3	0
Pct 7334 - VBM Reporting	797	150	18.82	2	1	7	101	7	17	6	2	1	7	0
Pct 7335 - Election Day Reporting	821	65	8.40	0	0	2	49	0	13	1	0	0	4	0
Pct 7335 - VBM Reporting	821	186	22.66	1	4	4	126	3	41	0	0	0	8	0
Pct 7336 - Election Day Reporting	818	69	8.31	1	0	5	42	5	11	1	1	0	2	0
Pct 7336 - VBM Reporting	818	201	24.57	4	1	8	128	5	49	0	0	0	7	0
Pct 7337 - Election Day Reporting	745	59	7.92	1	0	4	37	6	8	0	0	0	3	0
Pct 7337 - VBM Reporting	745	200	26.85	2	0	7	131	7	41	4	0	0	9	1
Pct 7338 - Election Day Reporting	797	40	5.02	2	3	3	16	3	7	3	0	0	3	0
Pct 7338 - VBM Reporting	797	255	31.99	9	3	13	155	16	26	4	5	1	23	2
Pct 7339 - Election Day Reporting	531	52	9.79	1	0	2	33	2	9	2	3	0	0	0
Pct 7339 - VBM Reporting	531	118	22.22	4	3	7	85	3	9	0	0	0	5	2
Pct 7341 - Election Day Reporting	721	64	8.88	0	1	3	38	5	8	0	2	0	7	0
Pct 7341 - VBM Reporting	721	136	19.14	1	0	9	106	4	9	2	3	1	4	0
Pct 7342 - Election Day Reporting	819	112	13.80	0	0	2	74	7	16	2	4	1	7	0
Pct 7342 - VBM Reporting	819	125	16.48	1	1	4	86	6	24	4	4	1	5	1
Pct 7343 - Election Day Reporting	588	68	11.56	0	0	4	47	7	6	0	0	0	4	0
Pct 7343 - VBM Reporting	588	83	14.12	0	0	3	64	7	4	1	3	0	0	0
Pct 7344 - Election Day Reporting	941	89	9.46	0	0	6	65	5	9	1	1	0	2	0
Pct 7344 - VBM Reporting	941	179	19.02	1	3	6	135	5	20	1	4	0	4	0
Pct 7345 - Election Day Reporting	847	61	7.20	0	3	0	46	7	2	0	1	0	2	0
Pct 7345 - VBM Reporting	847	127	14.99	0	0	2	99	4	15	1	0	0	6	0

**THE CITY AND COUNTY OF SAN FRANCISCO Statement of Vote  
PRIMARY ELECTION JUNE 2014**

NON-PARTISAN US REPRESENTATIVE, DISTRICT 12															
	Registration	Ballots Cast	Turnout (%)	US REPRESENTATIVE, DISTRICT 12	JIM WELLES	A.J. "DESMOND" THORSSON	DAVID PETERSON	NANCY PELOSI	BARRY HERMANSON	JOHN DENNIS	MICHAEL STEGER	FRANK LARA	WRITE-IN	Under Vote	Over Vote
Pct 7346 - Election Day Reporting	759	77	10.14		2	1	3	57	3	7	1	1	0	2	0
Pct 7346 - VBM Reporting	759	103	13.57		2	2	5	72	7	8	2	2	1	3	0
Pct 7347 - Election Day Reporting	830	60	7.23		1	1	1	45	1	2	0	3	0	4	2
Pct 7347 - VBM Reporting	830	125	15.54		2	1	3	91	13	8	1	7	0	3	0
Pct 7348 - Election Day Reporting	754	66	9.02		1	0	1	47	5	9	2	2	0	1	0
Pct 7348 - VBM Reporting	754	134	17.77		1	0	9	96	7	8	1	5	0	6	1
Pct 7349 - Election Day Reporting	773	76	9.83		1	1	4	54	5	4	0	2	0	5	0
Pct 7349 - VBM Reporting	773	156	20.18		0	0	8	103	7	24	4	6	0	5	0
Pct 7501 - Election Day Reporting	486	56	11.93		0	0	1	39	6	7	0	0	0	5	0
Pct 7501 - VBM Reporting	486	75	15.43		0	0	2	49	0	19	0	0	0	6	0
Pct 7502 - Election Day Reporting	661	46	6.96		0	1	3	33	0	5	0	1	0	3	0
Pct 7502 - VBM Reporting	661	127	19.21		0	0	3	90	5	21	1	0	0	8	0
Pct 7503 - Election Day Reporting	687	53	7.71		0	0	2	36	2	7	1	0	0	5	0
Pct 7503 - VBM Reporting	687	135	19.65		1	3	3	97	3	18	0	0	0	8	1
Pct 7504 - Election Day Reporting	425	32	7.53		0	0	1	22	0	5	1	0	0	3	0
Pct 7504 - VBM Reporting	425	101	23.76		2	0	5	66	1	14	2	3	0	5	1
Pct 7505 - Election Day Reporting	798	91	11.40		0	1	3	71	0	10	2	1	0	4	0
Pct 7505 - VBM Reporting	798	314	39.35		1	2	10	239	5	38	1	5	1	9	3
Pct 7506 - Election Day Reporting	736	42	5.71		0	0	3	32	2	4	1	0	0	0	0
Pct 7506 - VBM Reporting	736	127	17.26		2	0	8	100	1	8	2	1	0	4	0
Pct 7507 - Election Day Reporting	866	64	7.39		0	0	1	46	6	1	4	3	0	3	0
Pct 7507 - VBM Reporting	866	173	19.98		1	0	5	127	11	17	1	7	0	4	0
Pct 7508 - Election Day Reporting	656	76	11.59		0	3	0	55	3	9	1	3	0	2	0
Pct 7508 - VBM Reporting	656	220	33.54		3	3	6	136	8	41	6	4	0	12	2
Pct 7509/7511 - Election Day Rep	853	86	10.08		1	0	4	64	2	10	1	2	1	1	0
Pct 7509/7511 - VBM Reporting	853	207	24.27		3	1	7	156	7	23	1	1	0	5	3
Pct 7512 - Election Day Reporting	570	44	7.72		0	0	2	36	2	1	1	0	0	2	0
Pct 7512 - VBM Reporting	570	119	20.88		0	1	5	78	5	22	1	2	0	2	3
Pct 7513 - Election Day Reporting	699	72	10.30		0	1	4	50	3	5	1	0	0	6	2
Pct 7513 - VBM Reporting	699	100	14.31		1	0	8	71	0	10	4	0	0	2	4
Pct 7514 - Election Day Reporting	811	28	3.45		0	0	2	19	0	1	2	1	0	2	1
Pct 7514 - VBM Reporting	811	165	20.35		0	0	9	138	1	8	1	3	0	3	2
Pct 7515 - Election Day Reporting	774	66	8.79		0	0	2	53	4	3	1	1	0	3	0
Pct 7515 - VBM Reporting	774	174	22.48		1	0	8	129	7	18	0	2	1	6	1
Pct 7516 - Election Day Reporting	744	86	11.56		0	0	3	64	8	6	0	3	0	2	0
Pct 7516 - VBM Reporting	744	221	29.70		0	3	6	169	11	19	3	3	0	4	2
Pct 7517 - Election Day Reporting	822	86	10.46		1	1	3	69	6	2	1	1	0	2	0
Pct 7517 - VBM Reporting	822	123	14.96		2	1	2	102	4	7	0	1	0	5	1
Pct 7518 - Election Day Reporting	795	102	12.83		0	0	2	69	14	9	1	2	0	5	0
Pct 7518 - VBM Reporting	795	131	16.48		0	1	5	104	7	9	1	0	0	4	0
Pct 7519 - Election Day Reporting	693	60	8.66		1	0	1	40	6	3	4	2	0	3	0
Pct 7519 - VBM Reporting	693	91	13.13		3	0	2	65	8	5	1	4	0	5	0
Pct 7521 - Election Day Reporting	728	66	9.34		0	0	1	48	12	5	0	1	0	1	0
Pct 7521 - VBM Reporting	728	112	15.38		0	0	3	84	10	8	1	5	0	3	0
Pct 7522 - Election Day Reporting	771	69	8.95		0	1	4	46	11	1	1	2	0	3	0
Pct 7522 - VBM Reporting	771	103	13.36		2	0	3	85	3	1	0	3	1	3	1
Pct 7523 - Election Day Reporting	696	93	13.36		1	0	4	67	11	5	1	0	0	4	0
Pct 7523 - VBM Reporting	696	95	13.65		0	3	1	65	13	6	1	1	1	3	1
Pct 7524 - Election Day Reporting	580	57	9.83		0	0	4	44	1	4	0	0	0	3	0
Pct 7524 - VBM Reporting	580	80	13.79		1	0	3	56	5	9	0	1	0	5	0
Pct 7525 - Election Day Reporting	780	59	7.56		0	0	1	47	7	2	1	0	0	1	0
Pct 7525 - VBM Reporting	780	120	15.38		1	0	1	93	7	4	4	6	0	3	1
Pct 7526 - Election Day Reporting	789	69	8.75		0	0	2	55	8	2	0	1	0	1	0
Pct 7526 - VBM Reporting	789	135	17.11		0	1	5	107	5	7	0	4	1	5	0
Pct 7527/7528 - Election Day Rep	679	80	11.78		7	1	5	52	3	6	1	1	1	3	0
Pct 7527/7528 - VBM Reporting	679	131	19.29		2	0	5	85	5	20	2	1	0	7	4
Pct 7529 - Election Day Reporting	812	84	10.34		0	0	2	60	13	2	1	2	0	4	0

**THE CITY AND COUNTY OF SAN FRANCISCO Statement of Vote  
PRIMARY ELECTION JUNE 2014**

NON-PARTISAN US REPRESENTATIVE, DISTRICT 12														
	Registration	Ballots Cast	Turnout (%)	US REPRESENTATIVE, DISTRICT 12 JIM WELLES	A.J. "DESMOND" THORSSON	DAVID PETERSON	NANCY PELOSI	BARRY HERMANSON	JOHN DENNIS	MICHAEL STEGER	FRANK LARA	WRITE-IN	Under Vote	Over Vote
Pct 7529 - VBM Reporting	812	115	14.16	0	0	0	103	4	2	1	3	0	2	0
Pct 7531 - Election Day Reporting	805	66	8.20	0	1	1	45	11	4	1	0	0	3	0
Pct 7531 - VBM Reporting	805	91	11.30	0	2	5	65	9	1	3	1	0	6	0
Pct 7532 - Election Day Reporting	639	65	10.17	1	1	2	43	4	4	1	0	0	8	1
Pct 7532 - VBM Reporting	639	98	15.34	0	1	7	65	7	13	3	1	0	2	0
Pct 7533 - Election Day Reporting	810	104	12.84	0	0	6	62	21	10	1	0	1	3	0
Pct 7533 - VBM Reporting	810	97	11.98	1	0	7	66	9	6	1	5	0	2	0
Pct 7534 - Election Day Reporting	762	86	11.29	0	1	6	55	11	4	1	3	0	5	0
Pct 7534 - VBM Reporting	762	90	11.81	0	0	3	70	6	4	0	2	0	5	0
Pct 7535 - Election Day Reporting	671	102	15.20	2	1	9	73	11	3	0	2	0	4	0
Pct 7535 - VBM Reporting	671	90	13.41	1	3	5	64	10	3	1	1	0	3	0
Pct 7536 - Election Day Reporting	749	91	12.15	0	1	3	64	9	4	0	4	0	6	0
Pct 7536 - VBM Reporting	749	136	18.16	0	1	3	106	10	3	3	3	0	7	0
Pct 7537 - Election Day Reporting	666	76	11.41	0	0	5	52	10	3	2	3	1	0	0
Pct 7537 - VBM Reporting	666	108	16.22	1	1	5	85	4	3	0	5	0	3	1
Pct 7538 - Election Day Reporting	728	96	13.19	2	4	5	67	12	1	2	1	0	2	0
Pct 7538 - VBM Reporting	728	115	15.80	0	1	4	91	7	1	0	2	0	8	1
Pct 7539 - Election Day Reporting	868	120	13.82	0	1	6	85	20	5	0	1	0	2	1
Pct 7539 - VBM Reporting	868	118	13.59	0	1	7	85	11	5	2	3	0	4	0
Pct 7541 - Election Day Reporting	732	79	10.79	0	0	1	52	15	6	1	2	0	2	0
Pct 7541 - VBM Reporting	732	119	16.26	0	0	3	96	5	8	2	1	0	3	1
Pct 7542 - Election Day Reporting	780	83	10.64	0	1	2	50	13	1	3	4	0	9	0
Pct 7542 - VBM Reporting	780	118	15.13	1	0	3	90	12	4	1	1	0	5	1
Pct 7543 - Election Day Reporting	845	69	8.17	1	0	1	57	3	2	0	2	0	3	0
Pct 7543 - VBM Reporting	845	175	20.71	0	1	7	144	7	6	4	1	0	5	0
Pct 7544 - Election Day Reporting	801	85	10.61	0	1	2	70	5	3	0	1	1	2	0
Pct 7544 - VBM Reporting	801	138	17.23	1	0	1	111	10	7	1	3	0	4	0
Pct 7545 - Election Day Reporting	779	82	10.53	1	0	4	64	5	0	0	3	0	5	0
Pct 7545 - VBM Reporting	779	143	18.36	1	0	4	108	3	11	6	0	1	7	1
Pct 7546 - Election Day Reporting	836	99	11.84	0	1	0	72	12	5	0	3	0	3	0
Pct 7546 - VBM Reporting	836	141	16.87	1	1	0	105	18	10	2	2	1	1	0
Pct 7547 - Election Day Reporting	885	83	9.38	0	0	2	59	8	3	4	5	0	2	0
Pct 7547 - VBM Reporting	885	123	13.90	1	0	1	94	15	4	0	5	0	3	0
Pct 7548 - Election Day Reporting	919	72	7.83	1	0	2	55	6	4	2	1	0	1	0
Pct 7548 - VBM Reporting	919	168	18.28	0	1	3	133	10	9	2	4	0	6	0
Pct 7549 - Election Day Reporting	734	80	10.90	0	0	3	60	8	5	0	0	0	4	0
Pct 7549 - VBM Reporting	734	131	17.85	3	5	6	97	6	6	4	2	0	2	0
Pct 7551 - Election Day Reporting	629	91	14.47	0	0	3	65	7	7	1	3	0	5	0
Pct 7551 - VBM Reporting	629	99	15.74	0	1	1	83	4	6	1	0	0	3	0
Pct 7552 - Election Day Reporting	659	88	13.35	0	1	5	74	3	2	0	0	0	3	0
Pct 7552 - VBM Reporting	659	120	18.21	0	2	4	94	3	10	0	1	0	6	0
Pct 7553 MB - Election Day Repo	154	3	1.95	0	0	0	1	1	1	0	0	0	0	0
Pct 7553 MB - VBM Reporting	154	54	35.06	0	0	2	43	4	5	0	0	0	1	0
Pct 7554 - Election Day Reporting	753	85	11.29	1	0	0	66	1	8	0	1	0	8	0
Pct 7554 - VBM Reporting	753	167	22.18	1	3	1	140	4	11	0	0	0	7	0
Pct 7555 - Election Day Reporting	834	113	13.55	0	0	0	95	7	8	1	0	0	1	0
Pct 7555 - VBM Reporting	834	173	20.74	0	1	3	136	8	13	0	0	1	11	0
Pct 7556/7557 - Election Day Rep	919	113	12.30	0	2	2	81	4	10	1	9	0	4	0
Pct 7556/7557 - VBM Reporting	919	207	22.52	0	4	4	158	8	20	1	3	0	10	0
Pct 7601 - Election Day Reporting	803	54	6.72	0	0	2	39	6	4	1	1	0	1	0
Pct 7601 - VBM Reporting	803	100	12.45	0	1	5	75	3	6	1	3	1	2	5
Pct 7602 - Election Day Reporting	794	60	7.56	1	1	2	43	4	3	2	3	0	1	0
Pct 7602 - VBM Reporting	794	115	14.48	1	0	5	80	9	5	3	3	1	5	2
Pct 7603 - Election Day Reporting	713	70	9.82	0	0	3	47	8	7	0	3	0	2	0
Pct 7603 - VBM Reporting	713	112	15.71	0	4	4	87	3	5	2	2	0	3	3
Pct 7604 - Election Day Reporting	715	68	9.51	2	0	5	50	4	6	0	0	0	1	0
Pct 7604 - VBM Reporting	715	117	16.38	1	0	8	87	6	8	0	1	0	3	1

**THE CITY AND COUNTY OF SAN FRANCISCO Statement of Vote  
PRIMARY ELECTION JUNE 2014**

NON-PARTISAN US REPRESENTATIVE, DISTRICT 12														
	Registration	Ballots Cast	Turnout (%)	US REPRESENTATIVE, DISTRICT 12 JIM WELLES	A.J. "DESMOND" THORSSON	DAVID PETERSON	NANCY PELOSI	BARRY HERMANSON	JOHN DENNIS	MICHAEL STEGER	FRANK LARA	WRTE-IN	Under Vote	Over Vote
Pct 7605 - Election Day Reporting	696	54	7.76	1	1	4	33	4	3	1	0	0	5	2
Pct 7605 - VBM Reporting	696	128	18.39	3	3	6	82	5	7	2	7	0	9	4
Pct 7606 - Election Day Reporting	770	57	7.40	0	0	3	39	5	6	1	2	0	1	0
Pct 7606 - VBM Reporting	770	109	14.16	1	3	6	66	7	12	2	7	0	6	0
Pct 7607 - Election Day Reporting	836	57	6.82	1	1	2	40	4	5	1	1	0	3	0
Pct 7607 - VBM Reporting	836	145	17.34	3	4	7	100	6	11	2	3	2	6	3
Pct 7608 - Election Day Reporting	435	37	8.51	1	0	4	25	0	2	0	2	0	2	0
Pct 7608 - VBM Reporting	435	83	19.08	1	2	4	55	8	5	1	4	0	2	0
Pct 7609 - Election Day Reporting	839	57	6.79	1	1	4	43	3	0	0	2	0	3	0
Pct 7609 - VBM Reporting	839	209	24.91	4	7	9	140	5	10	12	4	1	12	6
Pct 7611 - Election Day Reporting	805	62	7.70	2	0	6	29	6	8	1	2	1	5	2
Pct 7611 - VBM Reporting	805	146	18.14	2	7	8	96	6	9	1	5	0	11	2
Pct 7612 - Election Day Reporting	598	50	8.36	1	2	3	24	8	7	3	0	0	2	0
Pct 7612 - VBM Reporting	598	140	23.41	2	1	7	97	4	20	6	1	0	2	0
Pct 7613 - Election Day Reporting	837	90	10.75	0	0	5	62	6	4	1	7	0	5	0
Pct 7613 - VBM Reporting	837	151	18.04	3	3	4	108	6	13	1	7	0	3	3
Pct 7614 - Election Day Reporting	895	50	5.59	1	0	1	32	6	2	1	3	0	4	0
Pct 7614 - VBM Reporting	895	144	16.09	1	2	5	103	5	15	2	8	0	1	2
Pct 7615 - Election Day Reporting	875	49	5.60	1	0	3	27	4	3	1	1	0	8	1
Pct 7615 - VBM Reporting	875	139	15.89	8	7	5	86	4	13	2	4	0	9	1
Pct 7616 - Election Day Reporting	461	35	7.59	0	0	4	24	1	3	0	1	0	2	0
Pct 7616 - VBM Reporting	461	89	19.31	1	2	5	61	5	6	2	1	0	5	0
Pct 7617 - Election Day Reporting	720	55	7.64	2	1	3	33	4	2	1	2	0	3	4
Pct 7617 - VBM Reporting	720	150	20.83	4	3	9	104	7	11	1	2	1	4	3
Pct 7618 - Election Day Reporting	789	64	8.11	1	0	4	41	8	1	1	3	0	5	0
Pct 7618 - VBM Reporting	789	173	21.93	1	2	13	125	7	11	3	5	0	4	2
Pct 7619 - Election Day Reporting	983	68	6.92	1	1	6	43	9	3	1	3	0	1	0
Pct 7619 - VBM Reporting	983	186	18.92	1	3	7	128	14	19	3	3	1	8	0
Pct 7621 - Election Day Reporting	864	53	6.13	0	0	2	36	6	3	1	2	0	2	1
Pct 7621 - VBM Reporting	864	160	18.52	1	3	11	115	8	17	1	4	0	0	0
Pct 7622 - Election Day Reporting	881	46	5.22	0	0	2	33	5	3	0	3	0	0	0
Pct 7622 - VBM Reporting	881	133	15.10	5	2	15	91	2	5	2	2	0	4	4
Pct 7623 - Election Day Reporting	766	25	3.26	0	1	1	15	6	0	2	0	0	2	0
Pct 7623 - VBM Reporting	766	116	15.14	1	6	7	86	4	3	1	3	0	4	1
Pct 7624 - Election Day Reporting	890	69	7.75	0	0	6	45	4	4	2	2	0	3	3
Pct 7624 - VBM Reporting	890	131	14.72	1	1	3	99	8	9	4	1	0	4	3
Pct 7625 - Election Day Reporting	842	67	7.96	3	2	3	40	4	5	1	0	0	8	1
Pct 7625 - VBM Reporting	842	346	41.09	9	3	12	209	24	35	11	5	0	33	8
Pct 7626 - Election Day Reporting	898	56	6.24	0	0	4	36	2	8	3	0	0	3	0
Pct 7626 - VBM Reporting	898	183	20.38	1	0	4	132	9	25	2	2	0	7	0
Pct 7627 - Election Day Reporting	944	48	5.08	1	2	1	35	4	4	0	0	0	1	0
Pct 7627 - VBM Reporting	944	189	20.02	2	4	4	119	7	44	2	1	0	6	0
Pct 7628 - Election Day Reporting	864	68	7.87	1	2	1	49	6	3	0	2	0	4	0
Pct 7628 - VBM Reporting	864	141	16.32	0	1	6	101	9	8	0	6	1	8	1
Pct 7629 - Election Day Reporting	711	33	4.64	0	1	0	28	3	0	1	0	0	0	0
Pct 7629 - VBM Reporting	711	110	15.47	1	4	6	78	5	7	0	3	0	3	2
Pct 7631 - Election Day Reporting	761	46	6.04	0	0	0	33	5	7	0	0	0	1	0
Pct 7631 - VBM Reporting	761	156	20.50	0	0	2	123	5	11	1	5	0	7	2
Pct 7632 - Election Day Reporting	646	33	5.11	0	0	2	23	3	3	1	1	0	0	0
Pct 7632 - VBM Reporting	646	117	18.11	0	0	2	84	9	14	1	4	0	2	2
Pct 7633 - Election Day Reporting	627	44	7.02	0	0	1	30	4	5	0	1	0	3	0
Pct 7633 - VBM Reporting	627	189	30.14	3	2	10	133	10	13	4	0	1	13	0
Pct 7634 - Election Day Reporting	854	56	6.56	1	1	4	40	2	1	0	0	0	4	3
Pct 7634 - VBM Reporting	854	209	24.47	2	1	16	135	8	24	6	1	11	3	3
Pct 7635 - Election Day Reporting	689	26	3.77	0	0	4	18	4	2	0	0	0	0	0
Pct 7635 - VBM Reporting	689	118	17.13	3	3	5	81	5	8	3	4	0	6	1
Pct 7636 - Election Day Reporting	858	56	6.53	0	1	0	40	5	3	0	3	0	4	0

**THE CITY AND COUNTY OF SAN FRANCISCO Statement of Vote  
PRIMARY ELECTION JUNE 2014**

NON-PARTISAN US REPRESENTATIVE, DISTRICT 12															
	Registration	Ballots Cast	Turnout (%)	US REPRESENTATIVE, DISTRICT 12	JIM VELLES	A.J. "DESMOND" THORSSON	DAVID PETERSON	NANCY PELOSI	BARRY HERMANSON	JOHN DENNIS	MICHAEL STEGER	FRANK LARA	WRITE-IN	Under Vote	Over Vote
Pct 7636 - VBM Reporting	858	126	14.69		0	1	4	95	3	18	0	4	0	4	1
Pct 7637 - Election Day Reporting	915	49	5.36		0	2	5	30	4	4	0	0	0	4	0
Pct 7637 - VBM Reporting	915	202	22.08		2	0	7	144	1	31	2	4	0	12	0
Pct 7638 - Election Day Reporting	879	46	5.12		0	0	1	33	1	8	0	0	0	3	0
Pct 7638 - VBM Reporting	879	248	28.21		3	0	6	163	4	64	0	3	0	8	0
Pct 7639 - Election Day Reporting	821	58	6.33		0	1	4	37	2	7	0	1	0	0	0
Pct 7639 - VBM Reporting	821	172	20.95		2	2	4	121	4	21	4	1	0	14	0
Pct 7641 - Election Day Reporting	847	62	7.32		0	1	2	48	3	7	0	0	0	1	0
Pct 7641 - VBM Reporting	847	211	24.91		1	2	6	142	8	42	1	1	0	8	0
Pct 7642 - Election Day Reporting	863	46	5.68		1	0	1	33	2	7	2	1	0	2	0
Pct 7642 - VBM Reporting	863	352	40.79		1	1	6	291	5	30	4	4	0	8	2
Pct 7643 - Election Day Reporting	777	44	5.66		0	1	1	32	4	3	0	2	0	1	0
Pct 7643 - VBM Reporting	777	208	26.51		5	5	8	141	9	23	5	0	0	9	1
Pct 7644 - Election Day Reporting	864	45	5.21		0	0	3	29	0	10	1	0	0	2	0
Pct 7644 - VBM Reporting	864	133	15.39		4	0	6	91	3	15	1	2	0	12	0
Pct 7645 - Election Day Reporting	577	34	5.89		0	0	1	22	3	5	1	0	0	2	0
Pct 7645 - VBM Reporting	577	163	28.25		1	3	1	108	10	29	1	1	0	10	0
Pct 7646 - Election Day Reporting	880	47	5.34		0	0	1	37	2	2	2	0	0	3	0
Pct 7646 - VBM Reporting	880	174	19.77		1	3	6	128	6	18	2	1	0	8	1
Pct 7647 - Election Day Reporting	835	40	4.79		0	9	3	20	2	0	0	4	0	2	1
Pct 7647 - VBM Reporting	835	89	10.66		1	1	0	70	4	10	0	0	0	4	1
Pct 7648 MB - Election Day Repo	85	1	1.18		0	0	1	0	0	0	0	0	0	0	0
Pct 7648 MB - VBM Reporting	85	20	23.53		0	1	1	9	1	5	1	1	0	1	0
Pct 7701 - Election Day Reporting	881	95	11.24		0	0	5	71	1	15	1	2	0	3	1
Pct 7701 - VBM Reporting	881	205	23.27		1	2	8	143	8	33	2	2	1	6	0
Pct 7702 - Election Day Reporting	678	69	10.18		0	0	3	46	2	9	2	3	0	4	0
Pct 7702 - VBM Reporting	678	196	28.91		1	1	4	139	6	34	1	3	0	8	0
Pct 7703 MB - Election Day Repo	146	1	0.68		0	0	0	0	0	0	0	0	0	1	0
Pct 7703 MB - VBM Reporting	146	36	26.03		0	2	0	27	1	3	0	2	0	2	1
Pct 7704 - Election Day Reporting	887	87	9.81		1	1	0	81	7	13	2	0	0	2	0
Pct 7704 - VBM Reporting	887	277	31.23		0	4	8	181	8	57	4	4	0	14	2
Pct 7705 - Election Day Reporting	509	70	13.75		0	0	0	51	0	12	0	3	0	3	1
Pct 7705 - VBM Reporting	509	144	28.29		2	2	6	91	4	32	3	0	0	5	0
Pct 7706 - Election Day Reporting	785	114	14.52		0	1	5	77	5	22	3	0	0	1	0
Pct 7706 - VBM Reporting	785	206	26.24		1	1	6	148	4	32	1	4	0	12	0
Pct 7707 - Election Day Reporting	779	111	14.25		0	1	5	83	4	14	0	1	0	3	0
Pct 7707 - VBM Reporting	779	229	29.40		0	1	4	171	5	25	6	3	0	15	0
Pct 7708 - Election Day Reporting	819	92	11.23		1	1	3	71	3	6	2	0	0	4	1
Pct 7708 - VBM Reporting	819	235	28.69		1	3	6	175	8	30	0	4	0	9	0
Pct 7709 - Election Day Reporting	325	48	14.77		0	0	2	32	6	4	0	1	0	3	0
Pct 7709 - VBM Reporting	325	90	27.69		1	0	5	85	3	6	1	3	0	6	0
Pct 7711 - Election Day Reporting	713	94	13.18		0	0	3	76	5	4	1	3	0	2	0
Pct 7711 - VBM Reporting	713	186	26.37		1	2	3	134	12	25	0	3	0	9	0
Pct 7712 - Election Day Reporting	490	66	13.47		0	0	3	45	5	3	0	5	1	4	0
Pct 7712 - VBM Reporting	490	120	24.49		0	3	3	93	5	10	0	4	1	2	0
Pct 7801 - Election Day Reporting	904	118	13.05		0	0	1	95	8	7	0	1	0	6	0
Pct 7801 - VBM Reporting	904	230	25.44		1	2	3	178	5	25	1	3	1	13	0
Pct 7802 - Election Day Reporting	713	100	14.03		0	0	1	83	9	3	1	1	0	2	0
Pct 7802 - VBM Reporting	713	174	24.40		0	0	2	138	7	16	7	1	0	3	0
Pct 7803 - Election Day Reporting	774	77	9.95		1	0	3	62	1	5	1	1	0	3	0
Pct 7803 - VBM Reporting	774	261	33.72		1	1	6	209	9	16	2	3	0	11	0
Pct 7804 - Election Day Reporting	833	114	13.69		0	0	5	85	9	7	2	1	1	4	0
Pct 7804 - VBM Reporting	833	220	26.41		1	1	6	170	5	18	3	2	0	9	0
Pct 7805 - Election Day Reporting	803	94	11.71		1	0	3	78	6	0	0	2	0	4	0
Pct 7805 - VBM Reporting	803	182	22.67		0	0	4	148	12	7	3	2	0	8	0
Pct 7806 - Election Day Reporting	677	81	11.96		1	2	1	62	10	1	0	1	0	3	0
Pct 7806 - VBM Reporting	677	126	18.61		0	0	2	104	6	8	0	2	2	2	0

**THE CITY AND COUNTY OF SAN FRANCISCO Statement of Vote  
PRIMARY ELECTION JUNE 2014**

NON-PARTISAN US REPRESENTATIVE, DISTRICT 12

	Registration	Ballots Cast	Turnout (%)	US REPRESENTATIVE, DISTRICT 12	JIM WELLES	A.J. "DESMOND" THORSSON	DAVID PETERSON	NANCY PELOSI	BARRY HERMANSON	JOHN DENNIS	MICHAEL STEGER	FRANK LARA	WRITE-IN	Under Vote	Over Vote
Pct 7807 - Election Day Reporting	672	103	15.33		3	1	1	85	8	1	0	2	0	2	0
Pct 7807 - VBM Reporting	672	106	15.77		0	0	5	87	7	3	0	0	0	5	0
Pct 7808 - Election Day Reporting	644	92	14.29		1	0	2	71	9	4	1	2	0	1	1
Pct 7808 - VBM Reporting	644	125	19.41		0	0	0	100	8	3	2	1	0	4	0
Pct 7809 - Election Day Reporting	809	104	12.86		0	1	2	76	11	1	1	2	1	9	0
Pct 7809 - VBM Reporting	809	163	20.15		2	3	5	122	8	10	2	3	0	3	1
Pct 7811 - Election Day Reporting	692	85	12.28		1	0	4	64	8	3	2	1	0	2	0
Pct 7811 - VBM Reporting	692	126	18.21		0	1	1	108	8	4	2	0	0	2	0
Pct 7812 - Election Day Reporting	798	106	13.28		0	0	2	80	9	8	3	0	0	5	1
Pct 7812 - VBM Reporting	798	163	20.43		0	3	5	121	5	13	3	3	0	9	1
Pct 7813 - Election Day Reporting	880	116	13.41		0	0	4	96	6	2	1	5	1	3	0
Pct 7813 - VBM Reporting	880	195	22.16		0	0	6	148	9	15	2	4	1	9	0
Pct 7814 - Election Day Reporting	792	72	9.22		1	1	2	46	15	1	0	3	1	3	0
Pct 7814 - VBM Reporting	792	103	13.01		1	2	1	77	6	7	2	2	0	5	2
Pct 7815 - Election Day Reporting	847	102	12.04		0	1	3	81	4	8	0	2	0	3	0
Pct 7815 - VBM Reporting	847	226	26.68		0	1	3	183	13	6	3	3	0	7	0
Pct 7816 - Election Day Reporting	832	95	11.42		0	1	3	73	7	5	0	0	2	4	0
Pct 7816 - VBM Reporting	832	250	30.05		1	2	7	212	6	7	4	3	1	5	0
Pct 7817 - Election Day Reporting	755	129	17.09		0	0	4	99	13	5	0	3	1	4	0
Pct 7817 - VBM Reporting	755	176	23.31		0	1	3	149	8	5	2	2	0	3	0
Pct 7818 - Election Day Reporting	809	108	13.35		0	1	1	81	13	1	2	2	0	7	0
Pct 7818 - VBM Reporting	809	175	21.63		1	3	1	145	6	7	0	0	0	7	0
Pct 7819 - Election Day Reporting	758	113	14.91		0	1	3	84	13	4	0	3	0	3	2
Pct 7819 - VBM Reporting	758	154	20.32		0	3	5	112	9	6	2	4	0	8	1
Pct 7821 - Election Day Reporting	891	124	13.92		1	2	2	102	8	2	3	1	0	3	0
Pct 7821 - VBM Reporting	891	246	27.83		1	2	7	199	17	16	0	2	0	6	0
Pct 7822 - Election Day Reporting	863	127	14.72		1	1	1	102	7	5	1	3	0	6	0
Pct 7822 - VBM Reporting	863	156	18.42		1	1	4	131	9	4	1	2	1	2	1
Pct 7823 - Election Day Reporting	816	122	14.95		0	0	6	95	10	1	1	2	0	7	0
Pct 7823 - VBM Reporting	816	186	23.04		2	0	4	154	6	13	3	3	1	5	0
Pct 7824 - Election Day Reporting	763	101	13.24		1	1	4	74	5	3	1	4	0	8	0
Pct 7824 - VBM Reporting	763	166	21.76		1	3	5	127	13	10	2	1	0	6	0
Pct 7825 - Election Day Reporting	535	76	14.21		1	0	1	60	3	3	2	0	0	6	0
Pct 7825 - VBM Reporting	535	101	18.88		0	0	3	80	8	7	0	3	0	0	0
Pct 7826 - Election Day Reporting	642	103	16.04		0	0	3	71	16	0	2	6	0	6	0
Pct 7826 - VBM Reporting	642	98	15.26		0	0	4	84	3	2	1	1	0	7	0
Pct 7827 - Election Day Reporting	837	108	12.90		1	0	3	76	17	4	2	2	1	4	0
Pct 7827 - VBM Reporting	837	137	16.37		2	1	4	100	13	14	1	2	0	4	1
Pct 7828 - Election Day Reporting	900	96	10.67		3	1	3	76	2	6	0	0	0	5	0
Pct 7828 - VBM Reporting	900	235	26.11		1	1	7	178	8	27	1	3	1	9	0
Pct 7829 - Election Day Reporting	810	115	14.20		0	0	1	100	6	3	1	0	0	4	0
Pct 7829 - VBM Reporting	810	234	28.89		1	1	5	199	5	13	0	0	0	9	0
Pct 7831 - Election Day Reporting	851	116	13.63		0	0	0	100	6	2	2	1	0	5	0
Pct 7831 - VBM Reporting	851	194	22.80		1	2	7	160	7	15	4	1	0	3	0
Pct 7832 - Election Day Reporting	759	94	12.38		0	0	3	78	6	1	0	2	0	4	0
Pct 7832 - VBM Reporting	759	211	27.80		1	0	2	165	12	14	1	1	0	10	0
Pct 7833 - Election Day Reporting	742	76	10.51		0	0	5	57	7	6	0	1	0	2	0
Pct 7833 - VBM Reporting	742	146	19.95		0	0	2	111	11	6	2	4	0	10	0
Pct 7834 - Election Day Reporting	823	105	12.76		1	1	2	62	24	2	1	4	0	8	0
Pct 7834 - VBM Reporting	823	130	15.80		1	1	11	93	12	2	1	2	0	5	0
Pct 7835 - Election Day Reporting	765	69	9.02		0	0	5	50	3	4	2	2	1	2	0
Pct 7835 - VBM Reporting	765	193	25.23		1	3	7	137	10	22	2	3	0	4	0
Pct 7836 - Election Day Reporting	880	106	12.05		0	0	6	79	6	9	1	2	0	3	0
Pct 7836 - VBM Reporting	880	230	26.14		1	0	13	173	5	19	2	9	0	5	0
Pct 7837 - Election Day Reporting	853	125	14.65		0	2	4	102	10	4	0	0	0	3	0
Pct 7837 - VBM Reporting	853	207	24.27		2	0	5	163	4	13	1	1	0	5	0
Pct 7838 - Election Day Reporting	846	105	12.88		0	0	0	85	6	6	1	6	0	7	0

**THE CITY AND COUNTY OF SAN FRANCISCO Statement of Vote  
PRIMARY ELECTION JUNE 2014**

NON-PARTISAN US REPRESENTATIVE, DISTRICT 12															
	Registration	Ballots Cast	Turnout (%)	US REPRESENTATIVE, DISTRICT 12	JIM WELLES	A.J. "DESMOND" THORSSON	DAVID PETERSON	NANCY PELOSI	BARRY HERMANSON	JOHN DENNIS	MICHAEL STEGER	FRANK LARA	WRITE-IN	Under Vote	Over Vote
Pct 7838 - VBM Reporting	846	235	28.13	2	1	2	194	12	11	2	2	2	0	4	0
Pct 7839 - Election Day Reporting	805	98	12.17	0	0	4	74	4	8	1	1	1	0	6	0
Pct 7839 - VBM Reporting	805	232	28.82	0	1	11	170	9	28	0	2	2	1	9	0
Pct 7841 - Election Day Reporting	874	124	14.19	0	0	1	104	8	3	3	0	0	0	5	0
Pct 7841 - VBM Reporting	874	175	20.02	0	1	2	137	8	16	1	5	1	1	3	1
Pct 7842 - Election Day Reporting	832	111	13.34	3	0	2	78	16	5	0	1	1	0	7	0
Pct 7842 - VBM Reporting	832	148	17.79	2	1	5	105	11	17	1	3	0	0	4	0
Pct 7843 - Election Day Reporting	740	96	12.97	1	1	5	68	10	2	1	4	0	0	5	0
Pct 7843 - VBM Reporting	740	131	17.70	0	0	3	95	11	12	0	2	0	0	7	0
Pct 7844 - Election Day Reporting	680	72	10.59	0	1	3	47	10	2	1	3	0	0	4	1
Pct 7844 - VBM Reporting	680	121	17.79	0	0	4	79	12	11	2	3	0	0	5	0
Pct 7845 - Election Day Reporting	839	102	12.16	0	0	2	83	6	3	1	2	0	0	5	0
Pct 7845 - VBM Reporting	839	176	20.98	1	0	3	153	8	8	1	0	0	0	5	0
Pct 7846 - Election Day Reporting	863	108	12.51	0	0	1	86	6	4	2	2	0	0	7	0
Pct 7846 - VBM Reporting	863	206	23.87	1	1	4	163	8	22	2	0	1	1	4	0
Pct 7847 - Election Day Reporting	845	107	12.66	0	0	1	84	7	8	1	2	1	1	3	0
Pct 7847 - VBM Reporting	845	199	23.55	0	1	7	159	10	14	1	4	0	0	7	0
Pct 7848 - Election Day Reporting	861	116	13.47	2	1	3	89	8	3	1	1	0	0	8	0
Pct 7848 - VBM Reporting	861	197	22.88	0	2	8	155	9	9	1	1	0	0	9	0
Pct 7849 - Election Day Reporting	885	128	14.46	2	1	2	104	13	3	1	0	0	0	2	0
Pct 7849 - VBM Reporting	885	166	18.76	1	1	2	141	13	6	0	2	0	0	4	0
Pct 7851 - Election Day Reporting	492	64	13.01	1	0	0	47	0	9	1	1	1	1	4	0
Pct 7851 - VBM Reporting	492	154	31.30	0	1	6	125	1	13	0	0	0	0	8	0
Pct 7852 - Election Day Reporting	604	87	14.40	1	1	2	68	2	6	2	1	0	0	4	0
Pct 7852 - VBM Reporting	604	193	31.95	2	0	4	146	7	16	6	2	0	0	6	0
Pct 7853 - Election Day Reporting	805	86	10.68	1	2	2	71	2	6	0	1	0	0	1	0
Pct 7853 - VBM Reporting	805	194	24.10	1	1	7	154	8	12	1	3	0	0	4	0
Pct 7854 - Election Day Reporting	845	101	11.95	1	0	5	77	7	4	0	0	0	0	6	1
Pct 7854 - VBM Reporting	845	184	21.78	0	0	5	152	8	11	1	3	1	1	3	0
Pct 7855 - Election Day Reporting	873	104	11.91	0	0	6	81	9	1	1	4	0	0	2	0
Pct 7855 - VBM Reporting	873	179	20.50	1	2	4	133	6	20	3	3	1	1	3	0
Pct 7856 - Election Day Reporting	766	101	13.19	0	0	0	88	5	4	0	2	0	0	2	0
Pct 7856 - VBM Reporting	766	147	19.19	0	1	3	117	7	11	0	5	0	0	6	0
Pct 7857 - Election Day Reporting	864	102	11.81	1	0	5	72	11	7	0	5	0	1	1	0
Pct 7857 - VBM Reporting	864	191	22.11	2	2	6	131	16	15	0	6	2	10	0	0
Pct 7858 - Election Day Reporting	691	89	12.88	0	1	7	56	12	5	2	1	0	0	5	0
Pct 7858 - VBM Reporting	691	105	15.34	2	0	1	80	14	1	1	2	0	3	1	0
Pct 7859 - Election Day Reporting	788	104	13.20	1	0	2	76	6	9	2	2	0	0	6	0
Pct 7859 - VBM Reporting	788	197	25.00	1	1	0	156	3	23	4	4	0	4	2	0
Pct 7861 - Election Day Reporting	821	95	11.57	0	1	2	70	7	5	1	1	1	1	7	0
Pct 7861 - VBM Reporting	821	178	21.68	0	1	5	138	6	15	2	1	1	1	5	0
Pct 7862 - Election Day Reporting	850	129	15.18	0	0	7	97	10	9	1	1	0	0	4	0
Pct 7862 - VBM Reporting	850	177	20.82	0	0	3	142	7	17	0	2	0	0	6	0
Pct 7863 - Election Day Reporting	841	127	15.10	1	0	1	97	12	5	2	5	0	0	4	1
Pct 7863 - VBM Reporting	841	146	17.36	1	2	0	117	12	5	0	3	0	0	7	0
Pct 7864 - Election Day Reporting	752	85	11.30	0	0	3	63	6	7	0	2	0	0	4	0
Pct 7864 - VBM Reporting	752	130	17.29	0	0	1	106	2	14	0	0	0	0	5	0
Pct 7865 - Election Day Reporting	788	101	12.82	0	0	5	70	15	3	1	3	0	0	4	0
Pct 7865 - VBM Reporting	788	173	21.95	1	1	3	136	9	10	2	5	0	0	10	0
Pct 7866 - Election Day Reporting	765	106	13.86	0	2	3	80	3	12	2	0	0	0	4	0
Pct 7866 - VBM Reporting	765	243	31.76	1	2	8	166	9	42	1	1	0	0	6	1
Pct 7867 - Election Day Reporting	865	123	14.22	0	1	2	94	13	7	1	1	0	0	5	0
Pct 7867 - VBM Reporting	865	237	27.40	1	0	3	187	14	12	2	3	0	0	12	0
Pct 7868 - Election Day Reporting	799	81	10.14	0	0	0	61	4	6	0	2	0	0	8	0
Pct 7868 - VBM Reporting	799	238	29.79	1	0	6	190	7	25	0	2	1	1	3	0
Pct 7869 - Election Day Reporting	813	110	13.53	0	0	2	90	4	3	0	5	0	0	4	2
Pct 7869 - VBM Reporting	813	233	28.66	0	0	7	176	7	28	4	2	0	0	8	0



**THE CITY AND COUNTY OF SAN FRANCISCO Statement of Vote  
PRIMARY ELECTION JUNE 2014**

NON-PARTISAN US REPRESENTATIVE, DISTRICT 12

	Registration	Ballots Cast	Turnout (%)		US REPRESENTATIVE, DISTRICT 12 JIM WELLES	A.J. "DESMOND" THORSSON	DAVID PETERSON	NANCY PELOSI	BARRY HERMANSON	JOHN DENNIS	MICHAEL STEGER	FRANK LARA	WRITTEIN	Under Vote	Over Vote
Pct 7871 - Election Day Reporting	827	130	15.72		1	3	2	107	2	6	0	2	0	7	0
Pct 7871 - VBM Reporting	827	210	25.39		3	0	5	174	6	7	1	4	2	11	0
Pct 7872 - Election Day Reporting	851	140	16.45		0	1	4	105	10	8	2	4	0	6	0
Pct 7872 - VBM Reporting	851	180	21.15		0	0	4	144	12	13	0	4	0	5	0
Pct 7873 - Election Day Reporting	839	126	15.02		0	1	4	100	10	4	0	1	1	5	0
Pct 7873 - VBM Reporting	839	205	24.43		0	1	4	165	8	14	1	4	0	7	0
Pct 7874 - Election Day Reporting	441	51	11.56		0	1	3	40	1	4	0	1	0	0	1
Pct 7874 - VBM Reporting	441	106	24.04		0	0	1	90	7	4	1	1	0	3	0
Pct 7875 - Election Day Reporting	550	58	10.55		1	1	2	38	7	5	0	1	0	2	0
Pct 7875 - VBM Reporting	550	127	23.09		3	1	3	91	7	10	4	3	0	2	0
Pct 7901 - Election Day Reporting	939	67	7.14		0	0	0	48	5	1	3	3	1	3	3
Pct 7901 - VBM Reporting	939	163	17.36		3	2	6	120	14	7	0	4	0	4	4
Pct 7902 - Election Day Reporting	805	75	9.32		0	0	3	51	9	2	2	3	0	5	0
Pct 7902 - VBM Reporting	805	106	13.17		0	1	4	76	13	6	2	3	1	0	1
Pct 7903 - Election Day Reporting	808	77	9.53		1	1	1	48	8	0	2	11	0	5	0
Pct 7903 - VBM Reporting	808	127	15.72		2	1	3	81	9	12	2	6	0	9	4
Pct 7904 - Election Day Reporting	794	53	6.68		0	0	2	32	7	5	1	2	0	2	1
Pct 7904 - VBM Reporting	794	131	16.50		1	4	2	89	17	11	0	5	0	1	0
Pct 7905 - Election Day Reporting	785	87	11.08		1	0	1	63	10	2	1	3	0	5	1
Pct 7905 - VBM Reporting	785	147	18.73		0	2	5	110	18	6	0	0	0	5	0
Pct 7906 - Election Day Reporting	712	77	10.81		0	2	3	53	17	0	0	0	0	2	0
Pct 7906 - VBM Reporting	712	100	14.04		1	1	3	72	11	7	0	0	0	7	0
Pct 7907 - Election Day Reporting	883	85	9.63		1	0	4	58	14	3	1	3	0	1	0
Pct 7907 - VBM Reporting	883	139	15.74		0	3	4	106	14	3	1	3	0	3	1
Pct 7908 - Election Day Reporting	921	131	14.22		0	1	6	85	13	6	4	7	0	8	1
Pct 7908 - VBM Reporting	921	191	20.74		3	5	9	119	14	20	1	7	0	10	6
Pct 7909 - Election Day Reporting	696	69	9.91		1	2	2	38	13	1	0	7	0	5	0
Pct 7909 - VBM Reporting	696	103	14.80		0	0	4	75	14	4	0	1	0	6	0
Pct 7911 - Election Day Reporting	832	97	11.66		2	2	2	75	9	3	0	3	0	1	0
Pct 7911 - VBM Reporting	832	120	14.42		1	0	0	92	11	5	1	5	0	6	0
Pct 7912 - Election Day Reporting	831	98	11.79		1	0	4	63	18	2	0	9	0	2	0
Pct 7912 - VBM Reporting	831	153	18.41		1	1	4	112	19	5	3	4	0	4	0
Pct 7913 - Election Day Reporting	797	98	12.30		0	1	2	67	16	2	1	4	0	5	0
Pct 7913 - VBM Reporting	797	113	14.18		0	1	2	66	14	12	4	6	1	6	1
Pct 7914 - Election Day Reporting	793	98	12.36		0	0	3	74	7	0	0	6	0	8	0
Pct 7914 - VBM Reporting	793	146	18.41		0	0	2	101	22	7	0	3	0	6	5
Pct 7915 - Election Day Reporting	738	91	12.33		0	1	6	58	14	4	2	4	0	4	0
Pct 7915 - VBM Reporting	738	96	13.01		1	5	3	67	6	4	1	5	0	1	2
Pct 7916 - Election Day Reporting	810	126	15.56		0	1	4	80	18	3	4	9	0	7	0
Pct 7916 - VBM Reporting	810	124	15.31		0	1	0	93	19	7	2	3	0	0	0
Pct 7917 - Election Day Reporting	905	126	14.14		0	0	5	78	17	7	2	9	0	9	0
Pct 7917 - VBM Reporting	905	139	15.36		1	2	9	93	12	7	6	9	0	2	1
Pct 7918 - Election Day Reporting	728	100	13.74		1	1	6	65	13	3	2	3	1	5	0
Pct 7918 - VBM Reporting	728	100	13.74		0	0	7	68	11	3	1	4	0	5	1
Pct 7919 - Election Day Reporting	792	104	13.13		0	3	2	66	18	1	4	7	0	2	1
Pct 7919 - VBM Reporting	792	110	13.89		0	1	3	74	14	5	2	6	0	5	0
Pct 7921 - Election Day Reporting	793	88	11.10		1	1	7	60	9	2	1	4	0	3	0
Pct 7921 - VBM Reporting	793	105	13.62		0	1	7	76	10	9	2	3	0	0	1
Pct 7922 - Election Day Reporting	796	101	12.69		0	2	6	61	15	2	1	6	1	6	1
Pct 7922 - VBM Reporting	796	125	15.70		0	0	4	87	12	8	3	3	0	9	0
Pct 7923 - Election Day Reporting	784	118	15.05		0	0	8	81	19	1	0	6	0	2	1
Pct 7923 - VBM Reporting	784	135	17.22		4	4	5	89	19	4	3	2	0	5	0
Pct 7924 - Election Day Reporting	769	96	12.48		1	1	3	62	17	2	1	6	0	3	0
Pct 7924 - VBM Reporting	769	134	17.43		2	0	2	89	18	16	1	4	0	3	0
Pct 7925 - Election Day Reporting	520	65	12.50		0	0	5	44	6	3	1	3	0	3	0
Pct 7925 - VBM Reporting	520	80	15.38		0	1	6	57	7	2	0	2	0	4	1
Pct 7926 - Election Day Reporting	772	117	15.16		0	0	1	92	8	3	0	5	0	8	0

**THE CITY AND COUNTY OF SAN FRANCISCO Statement of Vote  
PRIMARY ELECTION JUNE 2014**

NON-PARTISAN US REPRESENTATIVE, DISTRICT 12														
	Registration	Ballots Cast	Turnout (%)	US REPRESENTATIVE, DISTRICT 12 JIM WELLES	A.J. "DESMOND" THORSSON	DAVID PETERSON	NANCY PELOSI	BARRY HERMANSON	JOHN DENNIS	MICHAEL STEGER	FRANK LARA	WRITE-IN	Under Vote	Over Vote
Pct 7926 - VBM Reporting	772	163	21.11	0	2	7	126	7	9	1	5	0	5	1
Pct 7927 - Election Day Reporting	696	115	16.52	0	3	4	83	14	2	2	4	1	2	0
Pct 7927 - VBM Reporting	696	143	20.55	0	1	3	107	16	8	2	3	0	3	0
Pct 7926 - Election Day Reporting	848	135	15.92	0	0	3	100	19	5	0	3	0	5	0
Pct 7928 - VBM Reporting	848	165	19.46	1	0	3	122	24	6	1	3	0	8	0
Pct 7929 - Election Day Reporting	797	122	15.31	0	1	5	92	14	7	1	2	0	0	0
Pct 7929 - VBM Reporting	797	206	26.10	0	3	4	174	14	3	1	4	0	5	0
Pct 7931 - Election Day Reporting	703	105	15.50	0	2	1	91	5	4	0	5	0	1	0
Pct 7931 - VBM Reporting	703	203	28.88	0	1	4	175	9	4	0	3	0	8	0
Pct 7932 - Election Day Reporting	504	85	12.90	1	3	0	50	3	5	1	2	0	0	0
Pct 7932 - VBM Reporting	504	105	21.63	0	1	4	82	6	6	0	3	0	8	0
Pct 7933 MB - Election Day Repo	9	0	0.00	0	0	0	0	0	0	0	0	0	0	0
Pct 7933 MB - VBM Reporting	9	3	33.33	0	0	0	2	0	0	0	1	0	0	0
Pct 7934 - Election Day Reporting	777	108	13.90	0	0	4	73	14	2	1	8	0	5	1
Pct 7934 - VBM Reporting	777	177	22.78	0	2	8	121	20	8	3	7	0	9	0
Pct 7935 - Election Day Reporting	885	162	18.31	2	0	6	118	20	3	3	4	0	6	0
Pct 7935 - VBM Reporting	885	248	28.02	0	2	5	190	17	15	2	5	0	13	1
Pct 7936 - Election Day Reporting	798	140	17.54	1	1	5	107	9	3	2	4	0	8	0
Pct 7936 - VBM Reporting	798	176	22.06	0	0	1	137	10	10	2	7	0	6	0
Pct 7937 - Election Day Reporting	808	110	13.61	0	1	1	83	9	6	2	3	0	5	0
Pct 7937 - VBM Reporting	808	179	22.15	1	1	6	143	11	7	0	3	0	7	0
Pct 7938 - Election Day Reporting	704	95	13.49	0	1	1	63	14	2	1	7	0	6	0
Pct 7938 - VBM Reporting	704	115	16.34	2	4	4	76	19	3	0	5	0	3	1
Pct 7939 - Election Day Reporting	670	100	14.93	0	0	6	75	8	7	0	3	0	1	0
Pct 7939 - VBM Reporting	670	148	22.09	2	2	6	110	12	7	0	4	0	5	2
Pct 7941 - Election Day Reporting	733	83	11.32	0	0	0	72	4	2	0	1	0	4	0
Pct 7941 - VBM Reporting	733	135	18.96	0	1	1	111	6	12	1	5	0	2	1
Pct 7942 - Election Day Reporting	798	80	10.03	0	0	3	58	8	3	2	0	0	4	1
Pct 7942 - VBM Reporting	798	171	21.43	0	0	3	127	12	6	4	4	0	14	1
Pct 7943 - Election Day Reporting	801	96	12.23	2	1	0	72	9	8	1	5	0	6	0
Pct 7943 - VBM Reporting	801	175	22.35	2	3	5	134	6	16	2	4	1	6	1
Pct 7944 - Election Day Reporting	748	112	14.97	0	0	5	88	8	1	1	4	0	5	0
Pct 7944 - VBM Reporting	748	147	19.65	0	3	5	107	12	7	1	8	0	4	0
Pct 7945 - Election Day Reporting	790	37	4.68	1	0	2	28	2	2	0	2	0	0	0
Pct 7945 - VBM Reporting	790	164	20.76	2	2	6	127	8	7	1	3	0	8	0
Pct 7946 - Election Day Reporting	854	65	7.61	0	0	1	51	1	3	1	5	0	3	0
Pct 7946 - VBM Reporting	854	223	26.11	2	2	5	169	8	23	0	1	0	13	0
Pct 7947 - Election Day Reporting	814	48	5.90	2	1	4	29	0	5	0	5	0	1	1
Pct 7947 - VBM Reporting	814	182	22.36	5	5	5	112	4	23	12	2	0	13	1
Pct 7948 - Election Day Reporting	819	71	8.67	2	3	2	48	2	6	3	1	1	3	0
Pct 7948 - VBM Reporting	819	184	22.47	5	1	8	117	7	27	1	5	1	14	1
Pct 7949 - Election Day Reporting	496	36	7.26	0	0	2	22	3	5	1	1	0	2	0
Pct 7949 - VBM Reporting	496	133	26.81	4	1	5	88	4	19	1	2	0	11	0
Pct 7951 - Election Day Reporting	705	58	8.37	1	0	3	36	7	5	1	2	0	4	0
Pct 7951 - VBM Reporting	705	200	28.37	7	4	12	111	8	36	8	4	0	11	0
Pct 7952 - Election Day Reporting	687	46	6.70	0	2	1	28	4	6	2	1	0	2	0
Pct 7952 - VBM Reporting	687	171	24.89	3	1	4	129	5	13	5	3	0	6	1
Pct 7953 - Election Day Reporting	742	67	9.03	3	0	2	54	2	4	0	2	0	2	0
Pct 7953 - VBM Reporting	742	195	26.28	3	2	8	144	5	26	1	0	0	8	1
Pct 7954 MB - Election Day Repo	0	0	0.00	0	0	0	0	0	0	0	0	0	0	0
Pct 7954 MB - VBM Reporting	0	0	0.00	0	0	0	0	0	0	0	0	0	0	0
Pct 7955 - Election Day Reporting	768	56	7.29	4	0	1	41	6	7	1	0	0	0	0
Pct 7955 - VBM Reporting	768	177	23.05	4	3	6	115	8	26	4	4	0	10	1
Pct 7956 - Election Day Reporting	628	37	5.89	1	1	5	18	2	3	1	1	0	5	0
Pct 7956 - VBM Reporting	628	164	26.11	6	3	8	99	8	20	4	7	0	4	3
Pct 7957 - Election Day Reporting	570	46	8.07	0	0	1	40	1	2	1	1	0	0	0
Pct 7957 - VBM Reporting	570	122	21.40	3	0	2	93	3	13	2	0	0	5	1

**THE CITY AND COUNTY OF SAN FRANCISCO Statement of Vote  
PRIMARY ELECTION JUNE 2014**

NON-PARTISAN US REPRESENTATIVE, DISTRICT 12															
	Registration	Ballots Cast	Turnout (%)	US REPRESENTATIVE, DISTRICT 12	JIM WELLES	A.J. "DESMOND" THORSSON	DAVID PETERSON	NANCY PELOSI	BARRY HERMANSON	JOHN DENNIS	MICHAEL STEGER	FRANK LARA	WRITE-IN	Under Vote	Over Vote
Pct 7958 MB - Election Day Reporting	250	87	34.80	0	0	0	0	2	0	0	0	0	0	0	0
Pct 7958 MB - VBM Reporting	250	87	34.80	1	0	0	3	56	2	10	4	1	1	8	2
Pct 9101 - Election Day Reporting	820	78	9.51	0	2	2	2	50	8	12	0	0	0	4	0
Pct 9101 - VBM Reporting	820	168	22.68	1	4	4	4	119	7	34	4	1	0	12	0
Pct 9102 - Election Day Reporting	834	74	8.87	1	1	1	3	42	3	19	0	1	0	4	0
Pct 9102 - VBM Reporting	834	168	19.78	3	2	8	8	105	4	35	2	1	0	7	0
Pct 9103 - Election Day Reporting	824	81	9.83	0	0	0	3	54	4	15	1	1	1	2	0
Pct 9103 - VBM Reporting	824	156	18.93	1	7	3	3	100	4	29	6	0	1	6	1
Pct 9104 - Election Day Reporting	852	62	7.28	0	0	0	3	44	2	5	3	1	0	4	0
Pct 9104 - VBM Reporting	852	158	18.54	1	0	5	5	111	8	27	1	0	0	5	0
Pct 9105 - Election Day Reporting	874	78	8.92	2	0	1	1	64	1	5	1	0	0	3	1
Pct 9105 - VBM Reporting	874	171	19.57	0	2	5	5	118	7	28	0	4	1	7	0
Pct 9106 - Election Day Reporting	831	78	9.51	0	0	0	3	51	3	10	2	3	0	7	0
Pct 9106 - VBM Reporting	831	146	17.57	0	1	7	7	95	11	26	3	0	0	4	2
Pct 9107 - Election Day Reporting	747	82	10.98	0	1	5	5	47	9	12	2	0	0	5	1
Pct 9107 - VBM Reporting	747	120	16.06	0	0	10	10	74	4	24	1	1	1	5	0
Pct 9108 - Election Day Reporting	705	62	8.79	0	3	3	3	38	4	9	1	2	0	2	0
Pct 9108 - VBM Reporting	705	103	14.61	1	0	8	8	70	4	12	1	2	0	7	0
Pct 9109 - Election Day Reporting	748	78	10.43	0	0	6	6	49	7	10	3	0	0	3	0
Pct 9109 - VBM Reporting	748	135	18.05	0	2	4	4	98	7	14	0	4	0	6	0
Pct 9111 - Election Day Reporting	694	53	7.64	0	0	4	4	29	2	11	1	3	0	3	0
Pct 9111 - VBM Reporting	694	105	15.13	0	2	5	5	64	5	15	3	2	0	6	3
Pct 9112 - Election Day Reporting	848	72	8.49	0	0	2	2	52	2	12	0	1	0	3	0
Pct 9112 - VBM Reporting	848	149	17.57	1	2	4	4	108	9	14	1	1	0	10	1
Pct 9113 - Election Day Reporting	924	94	10.17	0	1	6	6	54	9	16	3	3	0	1	1
Pct 9113 - VBM Reporting	924	186	20.13	1	1	10	10	140	4	21	0	1	0	8	0
Pct 9114 - Election Day Reporting	777	60	7.72	1	1	3	3	39	7	6	1	0	0	0	0
Pct 9114 - VBM Reporting	777	148	19.05	4	2	7	7	98	13	16	0	1	0	6	0
Pct 9115 - Election Day Reporting	819	67	8.18	1	0	1	1	44	6	7	3	1	0	3	1
Pct 9115 - VBM Reporting	819	126	15.38	1	0	6	6	82	8	21	3	1	0	3	1
Pct 9116 - Election Day Reporting	838	68	8.11	0	0	4	4	41	7	6	3	3	0	4	0
Pct 9116 - VBM Reporting	838	135	16.11	0	1	9	9	86	4	27	3	1	0	5	0
Pct 9117 - Election Day Reporting	684	77	11.26	0	0	2	2	61	1	5	2	0	0	6	0
Pct 9117 - VBM Reporting	684	177	25.88	0	1	1	1	138	9	13	1	1	1	10	2
Pct 9118 - Election Day Reporting	836	69	8.25	0	0	2	2	48	4	9	2	0	0	4	0
Pct 9118 - VBM Reporting	836	147	17.58	2	2	3	3	97	6	21	5	2	1	8	1
Pct 9119 - Election Day Reporting	794	57	7.18	1	1	4	4	31	8	8	1	1	0	2	0
Pct 9119 - VBM Reporting	794	175	22.54	4	0	3	3	109	8	35	6	6	0	8	0
Pct 9121 - Election Day Reporting	797	63	7.90	0	0	3	3	42	1	12	0	1	0	4	0
Pct 9121 - VBM Reporting	797	146	18.32	1	2	3	3	91	8	26	0	2	1	12	0
Pct 9122 - Election Day Reporting	811	48	5.92	0	0	2	2	35	1	5	3	1	0	1	0
Pct 9122 - VBM Reporting	811	175	21.58	1	1	5	5	116	5	37	1	1	0	8	1
Pct 9123 - Election Day Reporting	766	68	8.88	0	0	3	3	37	6	13	2	1	0	6	0
Pct 9123 - VBM Reporting	766	138	18.02	1	2	7	7	85	4	27	3	3	0	2	5
Pct 9124 - Election Day Reporting	803	65	8.09	1	0	0	0	42	5	5	5	3	0	4	0
Pct 9124 - VBM Reporting	803	144	17.93	2	1	4	4	88	12	21	4	3	0	8	1
Pct 9125 - Election Day Reporting	783	60	7.66	1	0	1	1	43	6	2	0	1	0	4	0
Pct 9125 - VBM Reporting	783	158	20.31	1	5	4	4	95	11	25	2	4	0	13	0
Pct 9126 - Election Day Reporting	833	69	8.28	0	0	3	3	44	4	13	0	1	0	4	0
Pct 9126 - VBM Reporting	833	194	23.29	4	6	6	6	124	3	26	3	0	0	20	1
Pct 9127 - Election Day Reporting	884	85	9.62	1	0	2	2	53	7	13	4	2	0	3	0
Pct 9127 - VBM Reporting	884	175	19.80	1	0	5	5	127	5	21	4	6	0	4	0
Pct 9128 - Election Day Reporting	761	65	8.54	0	3	3	3	39	2	13	2	1	0	2	0
Pct 9128 - VBM Reporting	761	168	22.08	1	0	3	3	111	6	35	0	0	0	12	0
Pct 9129 - Election Day Reporting	643	71	11.04	0	1	3	3	52	3	7	1	1	0	3	0
Pct 9129 - VBM Reporting	643	110	17.11	0	0	2	2	74	4	18	0	2	0	10	0
Pct 9131 - Election Day Reporting	658	65	9.88	0	0	0	0	51	2	4	2	2	0	2	0

**THE CITY AND COUNTY OF SAN FRANCISCO Statement of Vote  
PRIMARY ELECTION JUNE 2014**

NON-PARTISAN US REPRESENTATIVE, DISTRICT 12															
	Registration	Ballots Cast	Turnout (%)	US REPRESENTATIVE, DISTRICT 12	JIM WELLES	A.J. "DESMOND" THORSSON	DAVID PETERSON	NANCY PELOSI	BARRY HERMANSON	JOHN DENNIS	MICHAEL STEGER	FRANK LARA	WRITE-IN	Under Vote	Over Vote
Pct 9131 - VBM Reporting	658	140	21.28		2	3	8	87	8	19	2	4	0	7	0
Pct 9132 - Election Day Reporting	804	79	9.83		0	0	2	47	5	14	2	1	0	8	0
Pct 9132 - VBM Reporting	804	102	12.69		2	6	5	63	4	11	1	1	0	8	2
Pct 9133 - Election Day Reporting	910	83	9.12		0	1	3	66	3	7	0	1	0	2	0
Pct 9133 - VBM Reporting	910	221	24.29		3	4	14	151	9	23	5	2	1	6	1
Pct 9134 - Election Day Reporting	720	45	6.25		0	2	2	29	3	5	0	1	0	3	0
Pct 9134 - VBM Reporting	720	139	19.31		1	1	6	85	12	21	2	2	0	9	0
Pct 9135 - Election Day Reporting	732	75	10.25		1	0	6	45	4	15	0	1	0	3	0
Pct 9135 - VBM Reporting	732	146	19.95		1	5	10	93	7	22	3	0	0	5	0
Pct 9136 - Election Day Reporting	813	60	7.38		1	0	2	44	0	8	1	0	0	3	1
Pct 9136 - VBM Reporting	813	134	16.48		0	0	4	97	8	18	2	1	0	4	0
Pct 9137 - Election Day Reporting	845	77	9.11		1	2	2	48	4	12	2	1	0	4	1
Pct 9137 - VBM Reporting	845	183	21.66		1	3	4	130	10	24	0	4	0	7	1
Pct 9138 - Election Day Reporting	803	61	7.60		0	2	3	46	3	5	0	0	0	2	0
Pct 9138 - VBM Reporting	803	179	22.29		3	4	13	115	1	27	4	7	1	6	0
Pct 9139 - Election Day Reporting	876	73	8.33		1	0	3	44	0	22	0	0	0	3	0
Pct 9139 - VBM Reporting	876	236	27.28		0	2	8	149	8	52	3	1	0	18	1
Pct 9141 - Election Day Reporting	849	64	7.54		0	0	0	40	8	11	0	3	0	2	0
Pct 9141 - VBM Reporting	849	171	20.14		0	2	2	124	8	23	2	2	0	8	0
Pct 9142 - Election Day Reporting	838	54	6.44		0	0	2	42	3	4	1	0	0	1	0
Pct 9142 - VBM Reporting	838	144	17.16		0	4	6	95	9	17	2	2	0	9	0
Pct 9143 - Election Day Reporting	831	80	9.63		1	2	1	50	8	7	3	2	1	5	0
Pct 9143 - VBM Reporting	831	170	20.46		0	3	1	118	10	15	6	6	0	9	3
Pct 9144 - Election Day Reporting	844	98	11.61		0	2	3	69	3	9	3	0	0	9	0
Pct 9144 - VBM Reporting	844	157	18.60		0	1	2	106	1	35	1	3	0	11	0
Pct 9145 - Election Day Reporting	793	88	11.10		0	1	2	63	8	9	0	0	0	5	0
Pct 9145 - VBM Reporting	793	142	17.91		0	1	2	99	6	23	0	1	0	8	0
Pct 9146 - Election Day Reporting	824	66	8.01		1	2	1	43	10	5	1	1	0	2	0
Pct 9146 - VBM Reporting	824	141	17.11		0	1	9	87	11	19	0	4	0	6	0
Pct 9147 - Election Day Reporting	881	89	10.10		0	0	1	54	13	11	2	3	0	5	0
Pct 9147 - VBM Reporting	881	135	15.32		1	4	4	95	4	17	1	6	0	6	0
Pct 9148 - Election Day Reporting	862	81	9.40		0	0	2	59	8	5	0	1	1	5	0
Pct 9148 - VBM Reporting	862	136	15.78		2	0	7	108	2	16	2	1	0	5	0
Pct 9149 - Election Day Reporting	856	85	9.93		0	0	3	60	9	6	2	0	0	5	0
Pct 9149 - VBM Reporting	856	145	16.94		0	1	5	92	8	26	6	0	0	8	0
Pct 9151 - Election Day Reporting	700	58	8.29		0	1	3	36	4	8	1	0	0	5	0
Pct 9151 - VBM Reporting	700	171	24.43		0	3	2	129	7	18	1	4	0	6	1
Pct 9152 - Election Day Reporting	680	13	1.91		0	0	0	7	1	2	0	1	0	2	0
Pct 9152 - VBM Reporting	680	84	12.35		0	0	2	44	5	25	0	3	0	5	0
Pct 9201 - Election Day Reporting	773	52	6.73		0	0	1	41	1	8	1	0	0	0	0
Pct 9201 - VBM Reporting	773	94	12.16		1	2	4	67	6	9	2	2	0	1	0
Pct 9202 - Election Day Reporting	816	47	5.76		0	0	1	39	4	1	0	2	0	0	0
Pct 9202 - VBM Reporting	816	98	12.01		1	0	1	69	8	17	0	0	0	2	0
Pct 9203 - Election Day Reporting	834	62	7.43		1	0	0	37	3	15	0	1	0	5	0
Pct 9203 - VBM Reporting	834	151	18.11		0	0	6	78	1	59	0	1	1	6	0
Pct 9204 - Election Day Reporting	750	68	9.07		1	0	1	35	4	19	1	1	1	5	0
Pct 9204 - VBM Reporting	750	147	19.60		2	1	7	82	1	47	0	2	0	6	0
Pct 9205 - Election Day Reporting	651	33	5.07		0	2	3	20	3	4	0	0	0	1	0
Pct 9205 - VBM Reporting	651	134	20.58		1	2	3	97	1	25	0	1	1	4	0
Pct 9206 - Election Day Reporting	844	55	6.52		0	1	3	32	2	13	1	0	0	3	0
Pct 9206 - VBM Reporting	844	184	21.80		0	2	5	92	3	71	2	3	0	7	0
Pct 9207 - Election Day Reporting	832	73	8.77		0	1	4	47	0	16	1	1	1	2	0
Pct 9207 - VBM Reporting	832	110	13.22		1	3	3	58	2	36	1	2	0	6	1
Pct 9208 - Election Day Reporting	813	53	6.52		0	0	1	34	0	13	0	2	0	3	0
Pct 9208 - VBM Reporting	813	120	14.76		1	1	3	69	0	39	1	0	0	7	0
Pct 9209 - Election Day Reporting	630	41	6.51		0	0	0	25	1	9	1	0	0	5	0
Pct 9209 - VBM Reporting	630	120	19.05		0	0	6	71	5	34	0	0	0	5	1

**THE CITY AND COUNTY OF SAN FRANCISCO Statement of Vote  
PRIMARY ELECTION JUNE 2014**

NON-PARTISAN US REPRESENTATIVE, DISTRICT 12														
	Registration	Ballots Cast	Turnout (%)	US REPRESENTATIVE, DISTRICT 12 JIM WELLES	A.J. "DESMOND" THORSSON	DAVID PETERSON	NANCY PELOSI	BARRY HERMANSON	JOHN DENNIS	MICHAEL STEGER	FRANK LARA	WRITEN	Under Vote	Over Vote
Pct 9211 - Election Day Reporting	746	51	6.84	0	0	2	33	0	11	3	0	0	2	0
Pct 9211 - VBM Reporting	746	109	14.61	0	3	3	65	1	31	1	0	0	5	0
Pct 9212 - Election Day Reporting	691	39	5.64	0	0	1	24	2	8	1	0	0	2	0
Pct 9212 - VBM Reporting	691	97	14.04	0	2	2	66	2	21	0	1	0	3	0
Pct 9213 - Election Day Reporting	812	65	8.00	1	0	2	34	5	17	2	1	0	3	0
Pct 9213 - VBM Reporting	812	134	16.50	0	0	2	85	6	32	3	0	0	5	1
Pct 9214 - Election Day Reporting	544	43	7.90	0	1	1	27	1	11	0	0	0	2	0
Pct 9214 - VBM Reporting	544	119	21.88	1	1	4	64	1	38	1	1	1	9	0
Pct 9215 - Election Day Reporting	571	49	8.58	1	0	3	29	1	12	0	1	0	2	0
Pct 9215 - VBM Reporting	571	101	17.69	0	3	1	56	2	33	2	0	0	4	1
Pct 9216 - Election Day Reporting	692	56	8.38	0	0	1	39	3	13	0	0	0	2	0
Pct 9216 - VBM Reporting	692	90	13.01	1	1	1	47	0	31	0	0	1	8	0
Pct 9217 - Election Day Reporting	622	50	8.04	0	0	3	29	2	12	1	1	0	2	0
Pct 9217 - VBM Reporting	622	113	18.17	0	3	1	72	0	31	1	0	0	5	0
Pct 9218 - Election Day Reporting	685	42	6.13	0	0	1	32	2	3	1	0	0	3	0
Pct 9218 - VBM Reporting	685	95	13.87	0	2	0	58	1	25	1	1	0	5	0
Pct 9219 - Election Day Reporting	687	44	6.40	0	0	0	29	2	6	0	0	0	7	0
Pct 9219 - VBM Reporting	687	109	15.87	0	0	3	75	2	25	1	1	0	2	0
Pct 9221 - Election Day Reporting	608	68	11.18	0	0	2	38	2	16	2	0	0	8	0
Pct 9221 - VBM Reporting	608	168	27.63	0	0	3	80	5	70	0	1	0	12	0
Pct 9222 - Election Day Reporting	763	70	9.17	1	0	2	46	1	18	2	1	0	2	0
Pct 9222 - VBM Reporting	763	169	22.15	0	1	3	99	3	48	2	0	1	14	0
Pct 9223 - Election Day Reporting	550	41	7.45	0	0	3	29	1	7	1	0	0	0	0
Pct 9223 - VBM Reporting	550	109	18.73	0	1	3	60	0	30	0	1	0	9	0
Pct 9224 - Election Day Reporting	868	62	7.14	1	1	4	36	4	12	0	3	0	1	0
Pct 9224 - VBM Reporting	868	210	24.19	0	2	5	147	2	46	0	2	0	7	0
Pct 9225 - Election Day Reporting	772	59	7.64	0	0	2	36	1	12	3	1	0	4	0
Pct 9225 - VBM Reporting	772	121	15.67	1	0	0	81	4	30	0	0	0	5	0
Pct 9226 - Election Day Reporting	817	64	7.83	0	1	7	33	3	16	0	0	0	4	0
Pct 9226 - VBM Reporting	817	152	18.60	0	0	7	84	2	40	4	1	0	14	0
Pct 9227 - Election Day Reporting	692	59	8.53	2	0	0	43	2	10	0	0	0	2	0
Pct 9227 - VBM Reporting	692	204	29.48	0	0	7	132	3	54	0	5	0	7	0
Pct 9228 - Election Day Reporting	665	74	11.13	0	1	1	50	2	15	2	0	0	2	1
Pct 9228 - VBM Reporting	665	174	26.17	1	2	2	110	3	47	2	0	1	9	0
Pct 9229 - Election Day Reporting	532	53	9.96	0	0	1	36	0	15	0	0	0	1	0
Pct 9229 - VBM Reporting	532	123	23.12	0	0	1	85	2	27	2	1	0	5	0
Pct 9231 - Election Day Reporting	915	107	11.69	0	0	0	76	3	14	6	1	0	7	0
Pct 9231 - VBM Reporting	915	176	19.23	1	3	2	119	11	27	1	1	1	11	0
Pct 9232 - Election Day Reporting	675	66	9.78	1	0	6	47	1	4	1	2	0	4	0
Pct 9232 - VBM Reporting	675	142	21.04	3	2	3	92	4	27	2	2	1	5	0
Pct 9233 - Election Day Reporting	692	47	6.79	0	1	3	30	1	8	0	0	1	3	0
Pct 9233 - VBM Reporting	692	182	26.30	1	3	2	107	1	58	0	0	0	14	0
Pct 9234 - Election Day Reporting	648	63	9.72	1	0	1	50	1	8	0	0	0	3	0
Pct 9234 - VBM Reporting	648	172	26.54	1	0	3	113	2	40	1	0	1	11	1
Pct 9235 - Election Day Reporting	839	85	9.89	0	0	1	49	3	23	1	0	0	6	0
Pct 9235 - VBM Reporting	839	167	19.90	1	0	2	103	2	54	3	0	0	1	1
Pct 9236 - Election Day Reporting	636	53	8.33	2	0	1	37	3	8	0	0	0	2	0
Pct 9236 - VBM Reporting	636	126	19.81	0	2	3	89	2	24	0	0	0	8	0
Pct 9237 - Election Day Reporting	821	56	7.06	0	1	0	43	2	8	1	1	0	2	0
Pct 9237 - VBM Reporting	821	159	19.37	2	0	5	99	1	41	1	0	0	7	0
Pct 9238 - Election Day Reporting	746	45	6.03	0	1	1	31	1	7	1	0	0	3	0
Pct 9238 - VBM Reporting	746	184	24.66	0	1	5	112	2	50	1	1	0	9	2
Pct 9239 - Election Day Reporting	777	57	7.34	1	0	1	44	4	5	0	0	0	2	0
Pct 9239 - VBM Reporting	777	191	24.58	1	0	9	106	3	59	1	0	1	9	0
Pct 9241 - Election Day Reporting	879	68	7.74	0	0	0	44	2	19	0	1	0	2	0
Pct 9241 - VBM Reporting	879	154	17.52	0	1	6	86	4	37	4	0	0	12	0
Pct 9242 - Election Day Reporting	844	66	7.82	0	2	3	39	4	16	2	0	0	0	0

**THE CITY AND COUNTY OF SAN FRANCISCO Statement of Vote  
PRIMARY ELECTION JUNE 2014**

NON-PARTISAN US REPRESENTATIVE, DISTRICT 12														
	Registration	Ballots Cast	Turnout (%)	US REPRESENTATIVE, DISTRICT 12 JIM WELLES	A.J. "DESMOND" THORSSON	DAVID PETERSON	NANCY PELOSI	BARRY HERMANSON	JOHN DENNIS	MICHAEL STEGER	FRANK LARA	WRITE-IN	Under Vote	Over Vote
Pct 9242 - VBM Reporting	844	156	18.48	0	2	4	107	1	33	0	1	0	8	0
Pct 9243 - Election Day Reporting	543	47	8.66	0	0	1	38	1	6	0	0	0	1	0
Pct 9243 - VBM Reporting	543	92	16.94	1	0	2	66	3	13	2	0	0	3	0
Pct 9244 - Election Day Reporting	763	65	8.52	0	0	1	43	1	11	2	0	0	7	0
Pct 9244 - VBM Reporting	763	116	15.47	0	0	2	86	2	23	0	1	0	4	0
Pct 9245 - Election Day Reporting	631	61	9.67	2	1	3	45	0	7	2	0	0	1	0
Pct 9245 - VBM Reporting	631	104	16.48	1	0	2	79	5	12	1	0	0	5	0
Pct 9246 - Election Day Reporting	803	38	4.73	0	0	5	24	1	3	0	1	1	3	0
Pct 9246 - VBM Reporting	803	152	18.93	1	1	2	98	5	35	1	3	0	6	0
Pct 9247 - Election Day Reporting	800	57	7.13	0	1	2	35	4	9	1	1	0	3	0
Pct 9247 - VBM Reporting	800	160	20.00	2	1	3	111	1	30	1	2	0	8	1
Pct 9248 - Election Day Reporting	752	53	7.05	1	0	5	32	6	8	1	0	0	0	0
Pct 9248 - VBM Reporting	752	139	18.48	1	0	2	96	3	23	4	0	0	10	0
Pct 9249 - Election Day Reporting	805	73	9.07	0	1	2	46	8	10	2	1	0	3	0
Pct 9249 - VBM Reporting	805	149	18.51	1	0	3	115	5	22	2	1	0	2	0
Pct 9251 - Election Day Reporting	822	93	11.31	3	2	4	59	4	9	1	3	0	7	0
Pct 9251 - VBM Reporting	822	155	18.86	3	0	3	103	4	28	3	1	0	12	0
Pct 9252 - Election Day Reporting	807	63	7.81	0	3	3	33	3	14	2	2	0	3	0
Pct 9252 - VBM Reporting	807	160	19.83	0	1	9	112	2	28	1	2	0	9	0
Pct 9253 - Election Day Reporting	717	58	8.09	0	2	0	38	5	7	0	0	0	6	0
Pct 9253 - VBM Reporting	717	147	20.50	1	2	6	94	8	22	5	2	0	6	0
Pct 9254 - Election Day Reporting	818	50	6.11	2	0	0	37	2	6	1	0	0	2	0
Pct 9254 - VBM Reporting	818	155	18.95	0	2	3	110	3	26	1	2	0	9	0
Pct 9255 - Election Day Reporting	486	43	8.85	0	0	4	28	4	6	0	0	0	1	0
Pct 9255 - VBM Reporting	486	62	12.76	2	1	4	33	0	18	2	1	0	0	1
Pct 9256 - Election Day Reporting	325	16	4.92	0	0	1	13	1	1	0	0	0	0	0
Pct 9256 - VBM Reporting	325	48	14.77	0	0	2	38	0	5	0	0	0	3	0
Pct 9257 MB - Election Day Repo	259	0	0.00	0	0	0	0	0	0	0	0	0	0	0
Pct 9257 MB - VBM Reporting	259	67	25.87	1	1	4	44	8	2	0	2	0	4	0
Pct 9258 - Election Day Reporting	590	33	5.59	0	2	1	21	2	3	0	0	0	3	1
Pct 9258 - VBM Reporting	590	129	21.69	0	0	3	91	6	23	2	1	0	4	0
Pct 9401 - Election Day Reporting	842	82	9.74	1	0	5	53	6	8	1	4	0	4	0
Pct 9401 - VBM Reporting	842	135	16.03	0	2	8	101	5	13	1	5	1	2	0
Pct 9402 - Election Day Reporting	860	64	7.44	0	2	2	38	11	8	1	2	0	0	0
Pct 9402 - VBM Reporting	860	140	16.28	0	1	6	98	11	15	2	1	0	4	0
Pct 9403 - Election Day Reporting	800	42	5.25	0	1	2	27	2	5	1	0	0	4	0
Pct 9403 - VBM Reporting	800	160	20.00	3	3	7	95	9	29	5	0	0	11	1
Pct 9404 - Election Day Reporting	821	64	7.80	0	1	3	38	8	9	2	0	0	3	0
Pct 9404 - VBM Reporting	821	175	21.80	3	3	3	115	5	35	5	1	0	9	0
Pct 9405 - Election Day Reporting	682	79	11.58	0	2	1	47	5	14	5	2	0	3	0
Pct 9405 - VBM Reporting	682	120	17.60	1	1	4	78	8	17	4	1	0	7	0
Pct 9406 - Election Day Reporting	819	69	8.42	0	0	1	37	4	23	3	1	0	0	0
Pct 9406 - VBM Reporting	819	158	19.29	2	0	4	110	5	20	6	2	1	7	0
Pct 9407 - Election Day Reporting	812	54	6.65	0	0	3	38	4	6	1	1	0	1	0
Pct 9407 - VBM Reporting	812	133	16.38	1	4	6	89	6	14	4	3	0	7	1
Pct 9408 - Election Day Reporting	717	53	7.39	1	1	0	32	5	7	2	1	0	2	0
Pct 9408 - VBM Reporting	717	110	15.34	0	0	4	70	8	8	3	4	0	15	1
Pct 9409 - Election Day Reporting	539	48	8.91	0	1	1	34	3	4	0	1	0	4	0
Pct 9409 - VBM Reporting	539	95	17.63	0	0	2	63	7	12	1	1	2	10	0
Pct 9411 - Election Day Reporting	851	62	7.29	0	0	2	57	1	3	1	0	0	4	1
Pct 9411 - VBM Reporting	851	131	15.39	2	0	9	85	10	20	2	3	0	2	0
Pct 9412 - Election Day Reporting	798	72	9.02	0	0	3	49	6	10	0	0	2	2	0
Pct 9412 - VBM Reporting	798	160	20.05	1	1	9	104	9	17	3	1	1	16	0
Pct 9413 - Election Day Reporting	821	52	6.33	0	1	1	33	2	7	0	0	0	7	1
Pct 9413 - VBM Reporting	821	172	20.95	1	7	7	112	8	25	2	3	0	13	0
Pct 9414 - Election Day Reporting	806	64	7.94	1	2	4	37	7	10	0	2	0	1	0
Pct 9414 - VBM Reporting	806	170	21.09	0	1	5	116	9	17	0	4	0	15	0

**THE CITY AND COUNTY OF SAN FRANCISCO Statement of Vote  
PRIMARY ELECTION JUNE 2014**

NON-PARTISAN US REPRESENTATIVE, DISTRICT 12														
	Registration	Ballots Cast	Turnout (%)	US REPRESENTATIVE, DISTRICT 12 JIM WELLES	A.J. "DESMOND" THORSSON	DAVID PETERSON	NANCY PELOSI	BARRY HERMANSON	JOHN DENNIS	MICHAEL STEGER	FRANK LARA	WRITE-IN	Under Vote	Over Vote
Pct 9415 - Election Day Reporting	689	54	7.84	0	0	0	33	4	8	2	1	0	4	0
Pct 9415 - VBM Reporting	689	144	20.90	0	3	5	80	4	37	4	2	1	6	1
Pct 9416 - Election Day Reporting	867	81	9.34	0	2	4	51	4	14	1	0	1	4	0
Pct 9416 - VBM Reporting	867	162	18.69	5	5	9	101	8	20	5	3	0	6	0
Pct 9417 - Election Day Reporting	676	40	5.92	0	3	2	23	4	2	4	5	1	0	0
Pct 9417 - VBM Reporting	676	138	20.56	3	4	12	70	9	30	4	3	0	5	1
Pct 9418 - Election Day Reporting	688	47	6.83	0	2	4	28	2	10	1	0	0	0	0
Pct 9418 - VBM Reporting	688	154	22.38	0	2	3	92	2	34	3	1	0	13	1
Pct 9419 - Election Day Reporting	796	76	9.55	1	1	1	45	3	21	2	0	0	2	0
Pct 9419 - VBM Reporting	796	187	23.49	1	4	6	103	3	56	4	1	0	12	0
Pct 9421 - Election Day Reporting	812	50	6.16	0	0	3	25	5	10	3	0	1	3	0
Pct 9421 - VBM Reporting	812	198	24.38	1	7	10	126	8	28	4	1	0	16	0
Pct 9422 - Election Day Reporting	925	83	8.97	0	0	1	56	4	15	2	1	0	4	0
Pct 9422 - VBM Reporting	925	185	20.00	2	9	4	115	8	33	4	1	0	12	0
Pct 9423 - Election Day Reporting	809	58	7.29	2	1	5	31	3	10	2	1	0	4	0
Pct 9423 - VBM Reporting	809	151	18.67	0	3	7	105	6	15	0	1	1	12	1
Pct 9424 - Election Day Reporting	826	57	6.90	0	2	2	29	9	8	2	1	0	4	0
Pct 9424 - VBM Reporting	826	180	21.79	3	6	8	124	2	15	2	3	0	17	1
Pct 9425 - Election Day Reporting	808	40	4.95	0	1	5	25	1	5	0	0	0	3	0
Pct 9425 - VBM Reporting	808	162	20.05	3	2	8	109	7	18	2	3	1	13	0
Pct 9426 - Election Day Reporting	727	57	7.84	1	2	3	38	3	4	3	0	0	3	0
Pct 9426 - VBM Reporting	727	137	18.84	1	4	0	90	6	20	0	0	0	17	1
Pct 9427 - Election Day Reporting	797	57	7.15	1	0	2	32	1	13	3	1	0	4	0
Pct 9427 - VBM Reporting	797	185	23.21	1	6	3	117	3	43	4	2	0	10	1
Pct 9428 - Election Day Reporting	854	51	5.97	2	0	3	28	5	11	1	0	0	2	0
Pct 9428 - VBM Reporting	854	186	21.78	0	9	6	122	8	23	2	3	0	19	0
Pct 9429 - Election Day Reporting	774	90	11.63	0	3	3	55	4	17	0	2	0	6	0
Pct 9429 - VBM Reporting	774	158	20.54	1	7	8	90	11	29	2	0	2	10	0
Pct 9431 - Election Day Reporting	868	70	8.06	0	2	3	47	3	10	1	1	0	3	0
Pct 9431 - VBM Reporting	868	224	25.81	2	3	8	131	8	40	5	7	0	20	0
Pct 9432 - Election Day Reporting	851	84	9.87	2	2	1	52	6	12	2	1	0	6	0
Pct 9432 - VBM Reporting	851	178	20.68	2	3	6	107	5	28	5	8	0	12	0
Pct 9433 - Election Day Reporting	839	53	6.32	0	1	4	28	5	8	1	0	0	6	0
Pct 9433 - VBM Reporting	839	186	22.17	2	3	3	112	6	40	2	0	0	20	2
Pct 9434 - Election Day Reporting	889	62	6.97	0	2	1	40	5	7	1	1	0	4	1
Pct 9434 - VBM Reporting	889	208	23.40	4	5	10	129	11	36	3	1	0	11	0
Pct 9435 - Election Day Reporting	855	89	10.41	0	1	4	54	5	12	2	2	0	9	0
Pct 9435 - VBM Reporting	855	188	22.11	2	1	4	123	10	27	5	3	0	17	0
Pct 9436 - Election Day Reporting	900	64	7.11	1	2	2	35	4	16	1	0	0	3	0
Pct 9436 - VBM Reporting	900	227	25.22	0	5	13	134	7	36	8	3	0	13	2
Pct 9437 - Election Day Reporting	825	75	9.09	1	1	3	48	3	13	2	1	0	3	0
Pct 9437 - VBM Reporting	825	176	21.33	3	5	8	101	4	47	4	1	0	7	0
Pct 9438 - Election Day Reporting	841	68	8.20	0	1	5	36	7	13	5	0	0	2	0
Pct 9438 - VBM Reporting	841	188	22.35	2	6	8	115	10	27	3	2	0	9	0
Pct 9439 - Election Day Reporting	827	62	7.50	0	0	3	41	2	9	0	1	1	5	0
Pct 9439 - VBM Reporting	827	174	21.04	1	11	4	103	2	41	7	2	0	4	0
Pct 9441 - Election Day Reporting	895	67	7.49	0	0	4	41	9	5	2	3	0	3	0
Pct 9441 - VBM Reporting	895	197	22.01	2	4	4	128	8	33	3	7	0	12	0
Pct 9442 - Election Day Reporting	896	80	8.93	1	0	2	53	8	8	1	2	0	5	0
Pct 9442 - VBM Reporting	896	166	18.53	3	3	7	86	10	37	1	8	0	9	1
Pct 9443 - Election Day Reporting	780	58	7.56	0	2	3	36	6	8	1	1	0	2	0
Pct 9443 - VBM Reporting	780	158	20.38	3	3	6	99	6	27	2	5	0	7	0
Pct 9444 - Election Day Reporting	819	41	5.01	0	3	0	25	1	8	1	0	0	2	1
Pct 9444 - VBM Reporting	819	175	21.37	1	2	6	105	6	39	2	3	2	10	0
Pct 9445 - Election Day Reporting	853	72	8.44	0	0	4	40	5	21	0	0	0	2	0
Pct 9445 - VBM Reporting	853	205	24.03	5	6	8	125	12	33	3	3	0	13	3
Pct 9446 - Election Day Reporting	906	81	8.94	0	1	4	46	9	14	2	1	1	3	0

**THE CITY AND COUNTY OF SAN FRANCISCO Statement of Vote  
PRIMARY ELECTION JUNE 2014**

NON-PARTISAN US REPRESENTATIVE, DISTRICT 12															
	Registration	Ballots Cast	Turnout (%)	US REPRESENTATIVE, DISTRICT 12 JIM WELLES	A.J. "DESMOND" THORSSON	DAVID PETERSON	NANCY PELOSI	BARRY HERMANSON	JOHN DENNIS	MICHAEL STEGER	FRANK LARA	WRITE-IN	Under Vote	Over Vote	
Pct 9446 - VBM Reporting	906	210	23.18	3	3	12	128	17	28	5	4	0	16	0	
Pct 9447 - Election Day Reporting	860	58	6.74	1	1	1	41	1	9	2	1	0	1	0	
Pct 9447 - VBM Reporting	860	181	21.05	0	1	5	114	6	38	4	0	0	11	0	
Pct 9448 - Election Day Reporting	834	55	6.59	0	4	0	28	3	16	2	0	0	2	0	
Pct 9448 - VBM Reporting	834	177	21.22	2	4	3	110	9	38	3	6	1	6	0	
Pct 9449 - Election Day Reporting	678	51	7.52	1	0	2	33	2	9	0	2	0	2	0	
Pct 9449 - VBM Reporting	678	159	23.45	0	5	6	94	3	31	1	3	2	10	2	
Pct 9451 - Election Day Reporting	368	36	9.78	0	0	0	28	1	4	1	0	0	2	0	
Pct 9451 - VBM Reporting	368	89	24.18	2	1	0	55	2	26	1	1	0	3	1	
Pct 9452 - Election Day Reporting	715	67	9.37	0	0	4	35	5	15	5	0	0	3	0	
Pct 9452 - VBM Reporting	715	138	19.30	0	5	9	83	4	23	0	8	0	8	0	
Pct 9501 MB - Election Day Repo	125	1	0.80	0	0	0	1	0	0	0	0	0	0	0	
Pct 9501 MB - VBM Reporting	125	41	32.80	0	0	3	25	2	6	1	2	0	1	0	
Pct 9502 MB - Election Day Repo	188	0	0.00	0	0	0	0	0	0	0	0	0	0	0	
Pct 9502 MB - VBM Reporting	188	63	33.51	0	0	2	50	2	7	0	0	0	2	0	
Pct 9503/9504 - Election Day Rep	625	33	5.28	0	0	0	27	2	1	0	1	0	2	0	
Pct 9503/9504 - VBM Reporting	625	109	17.44	0	1	3	87	4	8	0	4	0	1	2	
Pct 9505 - Election Day Reporting	727	50	6.88	1	1	2	43	1	1	0	0	0	1	0	
Pct 9505 - VBM Reporting	727	144	19.81	1	4	5	110	6	8	1	1	1	6	2	
Pct 9506 - Election Day Reporting	706	47	6.66	0	0	0	45	0	0	0	0	0	0	0	
Pct 9506 - VBM Reporting	706	101	14.31	0	0	8	72	6	6	2	0	0	6	1	
Pct 9507 - Election Day Reporting	670	61	9.10	0	1	2	44	7	3	0	3	0	5	0	
Pct 9507 - VBM Reporting	670	114	17.01	0	0	4	87	13	2	0	4	0	0	0	
Pct 9508 - Election Day Reporting	708	48	6.78	0	0	2	35	6	2	0	1	1	1	0	
Pct 9508 - VBM Reporting	708	83	11.72	0	2	5	59	12	1	2	0	0	2	0	
Pct 9509 - Election Day Reporting	588	48	8.33	1	0	0	31	10	3	0	2	0	2	0	
Pct 9509 - VBM Reporting	588	96	16.33	0	1	7	67	9	5	0	1	0	6	0	
Pct 9511 - Election Day Reporting	572	64	11.19	0	0	1	37	10	10	1	0	0	5	0	
Pct 9511 - VBM Reporting	572	85	14.86	0	1	3	59	11	7	0	2	0	0	1	
Pct 9512 - Election Day Reporting	703	47	6.69	0	0	0	35	3	1	3	1	0	3	1	
Pct 9512 - VBM Reporting	703	117	16.64	1	0	2	93	9	4	1	1	1	5	0	
Pct 9513 - Election Day Reporting	808	62	7.67	1	0	1	48	6	1	0	0	0	5	0	
Pct 9513 - VBM Reporting	808	108	13.37	1	1	3	87	5	6	0	3	1	1	0	
Pct 9514/9522 - Election Day Rep	852	80	9.39	0	0	1	54	7	7	3	6	0	2	0	
Pct 9514/9522 - VBM Reporting	852	97	11.38	0	1	2	67	1	15	1	2	0	6	0	
Pct 9515 - Election Day Reporting	651	65	9.98	0	0	1	48	2	7	1	5	0	1	0	
Pct 9515 - VBM Reporting	651	97	14.90	0	0	4	62	6	19	1	2	0	2	1	
Pct 9516 - Election Day Reporting	794	90	11.34	1	0	4	63	8	6	2	2	0	4	0	
Pct 9516 - VBM Reporting	794	141	17.76	2	7	3	86	9	22	5	4	0	4	0	
Pct 9517 - Election Day Reporting	740	63	8.51	0	2	4	47	5	1	1	2	0	1	0	
Pct 9517 - VBM Reporting	740	123	16.62	0	2	3	82	6	15	1	3	2	11	0	
Pct 9518 - Election Day Reporting	684	64	9.36	0	1	2	40	6	6	3	2	0	5	0	
Pct 9518 - VBM Reporting	684	87	12.72	0	2	5	65	6	5	0	0	0	5	0	
Pct 9519 - Election Day Reporting	821	91	11.08	1	0	0	64	11	7	1	1	0	2	0	
Pct 9519 - VBM Reporting	821	126	15.35	0	0	4	87	11	21	2	0	0	5	1	
Pct 9521 - Election Day Reporting	841	99	11.77	0	0	2	75	12	4	1	1	0	5	0	
Pct 9521 - VBM Reporting	841	123	14.63	0	1	6	88	3	18	0	0	0	8	0	
Pct 9701 - Election Day Reporting	608	65	10.69	0	0	3	45	4	4	3	1	0	5	0	
Pct 9701 - VBM Reporting	608	134	22.04	1	2	5	88	6	17	0	4	0	10	1	
Pct 9702 - Election Day Reporting	665	65	9.77	0	0	3	51	4	2	2	2	0	1	0	
Pct 9702 - VBM Reporting	665	114	17.14	0	1	3	78	6	17	2	2	1	5	0	
Pct 9703 - Election Day Reporting	871	72	8.27	0	0	1	40	8	21	0	0	0	2	0	
Pct 9703 - VBM Reporting	871	201	23.08	1	4	6	133	7	28	1	4	0	15	1	
Pct 9704 - Election Day Reporting	880	76	8.64	0	0	1	56	2	15	0	0	0	2	0	
Pct 9704 - VBM Reporting	880	199	22.61	1	5	3	135	6	35	5	0	0	10	0	
Pct 9705 - Election Day Reporting	823	56	7.05	0	1	2	49	1	3	0	1	0	1	0	
Pct 9705 - VBM Reporting	823	165	20.05	0	1	6	118	7	19	3	0	0	9	1	



THE CITY AND COUNTY OF SAN FRANCISCO Statement of Vote  
PRIMARY ELECTION JUNE 2014

NON-PARTISAN US REPRESENTATIVE, DISTRICT 12														
	Registration	Balls Cast	Turnout (%)	US REPRESENTATIVE, DISTRICT 12 JIM WELLES	A.J. "DESMOND" THORSSON	DAVID PETERSON	NANCY PELOSI	BARRY HERMANSON	JOHN DENNIS	MICHAEL STEGER	FRANK LARA	WRITE IN	Under Vote	Over Vote
Pct 9706 MB - Election Day Repo	55	0	0.00	0	0	0	0	0	0	0	0	0	0	0
Pct 9706 MB - VBM Reporting	55	18	32.73	0	0	0	16	1	0	0	0	0	0	0
Pct 9707 - Election Day Reporting	725	54	7.45	0	1	4	35	3	11	0	0	0	0	0
Pct 9707 - VBM Reporting	725	193	26.62	0	0	7	126	4	42	2	3	0	11	0
Pct 9708 - Election Day Reporting	826	66	7.99	1	0	3	45	6	7	1	0	0	3	0
Pct 9708 - VBM Reporting	826	178	21.55	3	0	5	120	7	25	3	2	0	11	2
Pct 9709 - Election Day Reporting	877	81	9.24	1	1	2	47	5	17	0	2	0	6	0
Pct 9709 - VBM Reporting	877	202	23.03	0	1	2	142	3	35	2	0	1	14	1
Pct 9711 - Election Day Reporting	575	78	13.57	0	0	3	49	3	14	4	0	0	5	0
Pct 9711 - VBM Reporting	575	152	26.43	0	1	4	116	1	25	2	2	0	2	0
Pct 9713 - Election Day Reporting	866	57	6.58	0	2	3	39	2	6	0	1	0	4	0
Pct 9713 - VBM Reporting	866	193	22.29	2	2	11	118	8	35	2	2	0	14	1
Pct 9716 - Election Day Reporting	829	71	8.56	0	2	3	44	1	13	1	3	0	4	0
Pct 9716 - VBM Reporting	829	187	22.56	3	6	9	119	4	21	8	2	0	14	1
Pct 9717 - Election Day Reporting	881	80	9.08	0	2	4	44	3	19	1	2	0	5	1
Pct 9717 - VBM Reporting	881	188	21.34	0	3	2	117	8	40	3	2	0	14	0
Pct 9732 MB - Election Day Repo	65	0	0.00	0	0	0	0	0	0	0	0	0	0	0
Pct 9732 MB - VBM Reporting	65	29	44.62	0	1	1	17	3	4	1	1	0	1	0
Election Day Reporting Totals	385648	35465	9.20	220	323	1222	24820	2597	3186	529	782	48	1692	75
VBM Reporting Totals	385648	78642	20.39	659	947	2552	54996	3559	9736	985	1325	114	3683	337
District Totals - Absentee														
District Grand Totals														
12TH CONGRESSIONAL DISTRICT	385648	114107	29.59	879	1270	3774	79816	6156	12922	1514	2107	162	5375	412
11TH SENATORIAL DISTRICT	385648	114107	29.59	879	1270	3774	79816	6156	12922	1514	2107	162	5375	412
17TH ASSEMBLY DISTRICT	251482	76933	30.59	646	779	2519	55658	4476	6598	936	1612	105	3415	323
19TH ASSEMBLY DISTRICT	134166	37174	27.71	233	491	1255	24158	1680	6324	578	495	57	1980	89
BOARD OF EQ. DISTRICT 2	385648	114107	29.59	879	1270	3774	79816	6156	12922	1514	2107	162	5375	412
SUPERVISORIAL DISTRICT 1	37767	10489	27.77	63	123	376	6981	541	1530	167	155	11	532	34
SUPERVISORIAL DISTRICT 2	43533	11996	27.56	67	101	311	7780	321	2605	127	97	15	593	15
SUPERVISORIAL DISTRICT 3	33270	10359	31.14	129	141	368	6757	505	1425	172	190	17	663	37
SUPERVISORIAL DISTRICT 4	37515	10738	28.62	91	224	409	6668	537	1797	220	171	24	650	25
SUPERVISORIAL DISTRICT 5	47671	13086	27.45	68	100	433	9677	880	976	152	237	19	509	49
SUPERVISORIAL DISTRICT 6	34002	9061	26.65	110	135	393	6265	457	888	134	196	11	410	88
SUPERVISORIAL DISTRICT 7	16558	5753	34.76	23	61	178	3967	215	864	75	86	5	286	15
SUPERVISORIAL DISTRICT 8	53322	19099	35.82	86	99	482	14887	1121	1168	171	293	32	699	22
SUPERVISORIAL DISTRICT 9	38405	12018	31.28	97	126	389	8540	1077	706	159	393	10	498	59
SUPERVISORIAL DISTRICT 10	34787	8866	25.49	114	123	340	6511	373	689	106	179	15	397	50
SUPERVISORIAL DISTRICT 11	8818	2643	29.97	31	37	95	1783	129	274	31	110	3	138	18
CITY/COUNTY OF SAN FRANCISCO	385648	114107	29.59	879	1270	3774	79816	6156	12922	1514	2107	162	5375	412
BAYVIEW/HUNTERS POINT	16695	3854	23.08	43	63	170	2818	148	285	42	76	7	177	39
CHINATOWN	14573	4367	29.97	54	62	150	2811	219	580	80	76	8	334	12
CIVIC CENTER/DOWNTOWN	24423	6808	27.88	102	106	300	4569	356	716	109	167	14	323	60
DIAMOND HEIGHTS	6435	2633	40.92	15	17	58	2040	97	224	23	38	6	99	3
EXCELSIOR (OUTER MISSION)	8818	2643	29.97	31	37	95	1783	129	274	31	110	3	138	18
HAIGHT ASHBURY	13174	3684	27.96	24	25	113	2742	291	230	36	82	5	137	6
INNER SUNSET	8836	2387	27.01	10	28	70	1694	147	245	34	44	5	118	3
LAUREL HEIGHTS/ANZA VISTA	8629	2287	26.50	12	24	80	1534	141	321	32	35	0	112	3
MARINAPACIFIC HEIGHTS	34833	9391	26.88	47	77	249	6087	240	2054	88	71	11	472	14
MISSION	28168	7962	28.27	50	74	280	5548	889	374	105	270	7	335	49
NOE VALLEY	15911	5531	34.76	21	24	142	4348	315	350	40	95	10	184	3
NORTH BERNAL HTS	8108	3098	38.22	6	25	86	2367	262	121	25	88	1	121	4
NORTH EMBARCADERO	6066	2166	35.71	22	29	69	1394	92	350	37	39	2	137	9
PORTOLA	7972	2538	31.85	51	35	90	1727	94	304	54	49	3	130	13

**THE CITY AND COUNTY OF SAN FRANCISCO Statement of Vote  
PRIMARY ELECTION JUNE 2014**

NON-PARTISAN US REPRESENTATIVE, DISTRICT 12														
	Registration	Ballots Cast	Turnout (%)	US REPRESENTATIVE, DISTRICT 12 JIM WELLES	A. J. "DESMOND" THORSSON	DAVID PETERSON	NANCY PELOSI	BARRY HERMANSON	JOHN DENNIS	MICHAEL STEGER	FRANK LARA	WRITE-IN	Under Vote	Over Vote
POTRERO HILL	12285	3536	28.78	28	29	103	2692	185	280	36	57	6	130	5
RICHMOND	32988	9245	28.03	60	112	336	6148	468	1348	149	137	10	466	30
SEA CLIFF/PRESIDIO HEIGHTS	7363	2366	32.13	14	15	51	1570	63	500	27	19	6	112	6
SOUTH BERNAL HEIGHT	8738	3004	34.38	15	24	81	2287	201	176	26	81	2	104	10
SOUTH OF MARKET	18900	5193	27.48	49	68	200	3624	256	584	65	91	4	235	40
SUNSET	36976	10595	28.65	91	223	406	6571	527	1781	219	169	22	636	25
UPPER MARKET/EUREKA VALL	17459	6607	37.84	27	31	157	5280	339	357	61	78	12	240	2
VISITATION VALLEY	7057	1813	25.69	50	34	82	1229	55	168	36	47	2	107	6
WEST OF TWIN PEAKS	14795	5191	35.09	22	55	158	3567	185	811	68	68	2	259	14
WESTERN ADDITION	27878	7710	27.66	48	55	269	5743	474	548	96	125	16	285	45
Grand Totals	385648	114107	29.59	879	1270	3774	79816	6156	12922	1514	2107	162	5375	412

**THE CITY AND COUNTY OF SAN FRANCISCO Statement of Vote  
PRIMARY ELECTION JUNE 2014**

NON-PARTISAN US REPRESENTATIVE, DISTRICT 14

	Registration	Ballots Cast	Turnout (%)	US REPRESENTATIVE, DISTRICT 14	ROBIN CHEW	JACQUE SPEIER	WRITE-IN	Under Vote	Over Vote									
Pct 1101 - Election Day Reporting	484	35	7.23		3	30	0	2	0									
Pct 1101 - VBM Reporting	484	106	21.90		25	80	0	1	0									
Pct 1102 - Election Day Reporting	873	94	10.77		5	78	0	11	0									
Pct 1102 - VBM Reporting	873	192	21.99		36	146	1	10	0									
Pct 1103 - Election Day Reporting	827	76	9.19		6	67	0	3	0									
Pct 1103 - VBM Reporting	827	215	26.00		34	172	1	9	0									
Pct 1104/1105 - Election Day Rep	817	65	7.96		14	45	0	6	0									
Pct 1104/1105 - VBM Reporting	817	155	18.97		21	128	2	4	0									
Pct 1106 - Election Day Reporting	681	43	6.31		5	36	0	2	0									
Pct 1106 - VBM Reporting	681	144	21.15		29	109	0	6	0									
Pct 1107 - Election Day Reporting	661	45	6.81		4	39	0	2	0									
Pct 1107 - VBM Reporting	661	124	18.76		13	101	0	11	0									
Pct 1108 - Election Day Reporting	827	57	6.89		2	47	0	8	0									
Pct 1108 - VBM Reporting	827	195	23.58		23	166	3	7	0									
Pct 1109 - Election Day Reporting	707	49	6.93		6	38	0	5	0									
Pct 1109 - VBM Reporting	707	164	23.20		34	106	1	20	0									
Pct 1111 - Election Day Reporting	859	66	7.68		8	53	0	5	0									
Pct 1111 - VBM Reporting	859	194	22.58		33	158	0	5	0									
Pct 1112 - Election Day Reporting	638	32	5.02		3	26	0	3	0									
Pct 1112 - VBM Reporting	638	124	19.44		19	92	1	12	0									
Pct 1113 - Election Day Reporting	622	28	4.50		1	25	0	2	0									
Pct 1113 - VBM Reporting	622	155	24.92		30	113	1	12	0									
Pct 1114 - Election Day Reporting	788	62	7.87		12	44	0	6	0									
Pct 1114 - VBM Reporting	788	161	20.43		40	113	0	8	0									
Pct 1115 - Election Day Reporting	760	33	4.34		4	26	0	2	0									
Pct 1115 - VBM Reporting	760	132	17.37		21	97	0	14	0									
Pct 1116 - Election Day Reporting	781	36	4.87		5	28	0	6	0									
Pct 1116 - VBM Reporting	781	167	21.38		18	135	0	13	0									
Pct 1117 - Election Day Reporting	711	51	7.17		7	37	0	8	0									
Pct 1117 - VBM Reporting	711	135	19.55		33	95	1	11	0									
Pct 1118 - Election Day Reporting	855	55	6.43		5	46	0	4	0									
Pct 1118 - VBM Reporting	855	178	20.82		22	148	0	8	0									
Pct 1119 - Election Day Reporting	676	34	5.03		4	28	1	2	0									
Pct 1119 - VBM Reporting	676	133	19.67		14	110	4	3	1									
Pct 1121 - Election Day Reporting	597	53	8.88		7	43	1	2	0									
Pct 1121 - VBM Reporting	597	136	22.78		23	103	0	12	0									
Pct 1122 - Election Day Reporting	541	35	6.10		4	26	2	1	0									
Pct 1122 - VBM Reporting	541	112	20.70		27	72	0	13	0									
Pct 1123 - Election Day Reporting	798	32	4.01		2	28	0	2	0									
Pct 1123 - VBM Reporting	798	108	13.53		17	78	1	13	0									
Pct 1124 - Election Day Reporting	673	40	5.94		4	32	0	4	0									
Pct 1124 - VBM Reporting	673	102	15.16		14	82	0	7	0									
Pct 1125 - Election Day Reporting	846	16	1.89		2	13	0	1	0									
Pct 1125 - VBM Reporting	846	174	20.57		37	130	0	7	0									
Pct 1126 - Election Day Reporting	789	29	3.68		4	25	0	0	0									
Pct 1126 - VBM Reporting	789	160	20.28		22	134	0	2	0									
Pct 1127 - Election Day Reporting	791	69	8.72		9	53	1	6	0									
Pct 1127 - VBM Reporting	791	164	20.73		36	118	0	10	0									
Pct 1128 - Election Day Reporting	719	40	5.56		8	32	0	2	0									
Pct 1128 - VBM Reporting	719	168	23.37		33	121	1	13	0									
Pct 1129 - Election Day Reporting	791	50	6.32		11	31	3	5	0									
Pct 1129 - VBM Reporting	791	165	20.86		27	129	0	8	0									
Pct 1131 - Election Day Reporting	702	32	4.56		4	24	1	3	0									
Pct 1131 - VBM Reporting	702	161	22.93		27	126	0	7	0									
Pct 1132 - Election Day Reporting	829	61	7.36		3	46	2	10	0									
Pct 1132 - VBM Reporting	829	191	23.04		44	132	0	13	0									
Pct 1133 - Election Day Reporting	769	37	4.81		7	29	0	1	0									

**THE CITY AND COUNTY OF SAN FRANCISCO Statement of Vote  
PRIMARY ELECTION JUNE 2014**

NON-PARTISAN US REPRESENTATIVE, DISTRICT 14										
	Registration	Ballots Cast	Turnout (%)	US REPRESENTATIVE, DISTRICT 14 ROBIN CHEW	JACQUE SPEIER	WRITE-IN	Under Vote	Over Vote		
Pct 1133 - VBM Reporting	789	191	24.84	29	155	0	7	0		
Pct 1134 - Election Day Reporting	688	48	6.98	3	41	0	3	0		
Pct 1134 - VBM Reporting	688	146	21.22	32	107	1	5	0		
Pct 1135 - Election Day Reporting	456	27	5.92	2	21	0	4	0		
Pct 1135 - VBM Reporting	456	121	26.54	20	93	0	9	0		
Pct 1136 - Election Day Reporting	707	30	4.24	6	23	0	1	0		
Pct 1136 - VBM Reporting	707	179	25.32	37	137	1	6	0		
Pct 9001 MB - Election Day Repo	234	1	0.43	0	0	0	1	0		
Pct 9001 MB - VBM Reporting	234	57	24.36	10	45	0	3	0		
Pct 9453 - Election Day Reporting	434	33	7.60	5	27	0	1	0		
Pct 9453 - VBM Reporting	434	109	25.12	21	85	0	2	0		
Pct 9712 - Election Day Reporting	589	73	12.39	13	57	0	3	0		
Pct 9712 - VBM Reporting	589	152	25.81	28	120	1	2	0		
Pct 9714 - Election Day Reporting	864	88	10.19	20	63	0	5	0		
Pct 9714 - VBM Reporting	864	247	28.59	68	169	0	10	0		
Pct 9715 - Election Day Reporting	554	88	15.88	8	78	0	3	0		
Pct 9715 - VBM Reporting	554	148	26.71	35	108	0	4	0		
Pct 9718 - Election Day Reporting	800	106	13.25	22	80	0	4	0		
Pct 9718 - VBM Reporting	800	230	28.75	45	172	0	13	0		
Pct 9719 - Election Day Reporting	828	108	13.04	15	87	1	5	0		
Pct 9719 - VBM Reporting	828	218	26.33	44	166	0	10	0		
Pct 9721 - Election Day Reporting	598	81	13.55	12	66	0	3	0		
Pct 9721 - VBM Reporting	598	146	24.41	30	107	0	9	0		
Pct 9722 - Election Day Reporting	583	62	10.63	16	41	0	5	0		
Pct 9722 - VBM Reporting	583	158	27.10	33	115	0	11	0		
Pct 9723 - Election Day Reporting	415	25	6.02	9	14	0	2	0		
Pct 9723 - VBM Reporting	415	132	31.81	25	100	0	7	0		
Pct 9724 - Election Day Reporting	841	75	8.92	20	53	0	2	0		
Pct 9724 - VBM Reporting	841	248	29.49	67	166	1	16	0		
Pct 9725 - Election Day Reporting	878	45	5.13	10	27	0	8	0		
Pct 9725 - VBM Reporting	878	222	25.28	54	160	0	10	0		
Pct 9726 - Election Day Reporting	695	48	6.91	3	43	0	2	0		
Pct 9726 - VBM Reporting	695	94	13.53	17	71	0	10	0		
Pct 9727 - Election Day Reporting	405	39	9.63	8	28	2	1	0		
Pct 9727 - VBM Reporting	405	113	27.90	32	72	0	11	0		
Pct 9728 - Election Day Reporting	883	97	10.99	25	70	0	2	0		
Pct 9728 - VBM Reporting	883	236	26.95	75	153	0	10	0		
Pct 9729 - Election Day Reporting	703	78	11.24	21	55	0	3	0		
Pct 9729 - VBM Reporting	703	183	26.03	43	130	0	13	0		
Pct 9731 - Election Day Reporting	497	83	16.70	19	61	0	3	0		
Pct 9731 - VBM Reporting	497	113	22.74	41	69	0	3	0		
Pct 9733 MB - Election Day Repo	210	1	0.48	0	1	0	0	0		
Pct 9733 MB - VBM Reporting	210	88	41.90	12	73	0	3	0		
Pct 9734 - Election Day Reporting	569	62	10.90	12	46	0	4	0		
Pct 9734 - VBM Reporting	569	186	32.69	46	136	0	7	0		
Pct 9735 - Election Day Reporting	738	93	12.60	14	74	1	4	0		
Pct 9735 - VBM Reporting	738	215	29.13	38	171	0	7	0		
Pct 9736 - Election Day Reporting	666	78	11.71	13	63	0	2	0		
Pct 9736 - VBM Reporting	666	191	28.68	26	157	2	6	0		
Pct 9737 - Election Day Reporting	736	55	7.47	9	42	0	4	0		
Pct 9737 - VBM Reporting	736	228	31.11	34	192	0	4	0		
Pct 9738 - Election Day Reporting	672	49	7.29	8	40	0	1	0		
Pct 9738 - VBM Reporting	672	148	22.02	24	121	1	3	0		
Pct 9739 - Election Day Reporting	791	38	4.80	4	33	0	2	0		
Pct 9739 - VBM Reporting	791	104	13.15	12	90	0	2	0		
Pct 9741 - Election Day Reporting	631	2	0.32	0	2	0	0	0		
Pct 9741 - VBM Reporting	631	1	0.16	0	1	0	0	0		

**THE CITY AND COUNTY OF SAN FRANCISCO Statement of Vote  
PRIMARY ELECTION JUNE 2014**

NON-PARTISAN US REPRESENTATIVE, DISTRICT 14									
	Registration	Ballots Cast	Turnout (%)	US REPRESENTATIVE, DISTRICT 14 ROBIN CHEW	JACKIE SPEIER	WRITE-IN	Under Vote	Over Vote	
Pct 9742 - Election Day Reporting	563	66	11.72	12	48	0	6	0	
Pct 9742 - VBM Reporting	563	116	20.60	30	83	1	1	0	
Pct 9743 - Election Day Reporting	839	58	6.91	4	50	0	4	0	
Pct 9743 - VBM Reporting	839	169	20.14	23	141	0	7	0	
Pct 9744 - Election Day Reporting	817	66	8.08	11	51	0	4	0	
Pct 9744 - VBM Reporting	817	121	14.81	22	95	0	4	0	
Pct 9745 - Election Day Reporting	898	58	6.46	6	50	0	1	0	
Pct 9745 - VBM Reporting	898	109	12.14	22	80	1	6	0	
Pct 9746 - Election Day Reporting	867	96	11.07	24	70	0	2	0	
Pct 9746 - VBM Reporting	867	222	25.61	42	174	0	5	1	
Pct 9747 - Election Day Reporting	858	74	8.62	9	60	0	5	0	
Pct 9747 - VBM Reporting	858	176	20.51	26	145	1	4	0	
Pct 9748 - Election Day Reporting	888	86	9.68	14	64	1	7	0	
Pct 9748 - VBM Reporting	888	211	23.76	42	160	1	6	1	
Pct 9749 - Election Day Reporting	770	59	7.66	10	40	0	10	0	
Pct 9749 - VBM Reporting	770	145	18.83	26	112	0	8	0	
Pct 9751 - Election Day Reporting	854	77	9.02	14	61	0	2	0	
Pct 9751 - VBM Reporting	854	236	27.63	40	187	1	8	0	
Pct 9752 - Election Day Reporting	652	63	9.66	12	49	0	3	0	
Pct 9752 - VBM Reporting	652	202	30.98	33	160	1	8	0	
Pct 9753 - Election Day Reporting	691	56	8.10	8	46	0	2	0	
Pct 9753 - VBM Reporting	691	160	23.15	16	139	0	4	0	
Pct 9754 - Election Day Reporting	664	73	10.99	7	63	1	2	0	
Pct 9754 - VBM Reporting	664	167	25.15	18	143	1	5	0	
Pct 9755 - Election Day Reporting	504	52	10.32	5	42	0	5	0	
Pct 9755 - VBM Reporting	504	131	25.99	26	102	2	4	0	
Pct 9756 - Election Day Reporting	786	48	6.11	12	34	0	2	0	
Pct 9756 - VBM Reporting	786	180	22.90	34	138	0	8	0	
Pct 9801 - Election Day Reporting	381	40	10.50	3	35	0	1	0	
Pct 9801 - VBM Reporting	381	80	21.00	5	71	1	4	0	
Pct 9901 MB - Election Day Repo	0	0	0.00	0	0	0	0	0	
Pct 9901 MB - VBM Reporting	0	0	0.00	0	0	0	0	0	
Pct 9902 MB - Election Day Repo	0	0	0.00	0	0	0	0	0	
Pct 9902 MB - VBM Reporting	0	0	0.00	0	0	0	0	0	
Election Day Reporting Totals	50109	3941	7.86	607	3074	17	248	0	
VBM Reporting Totals	50109	11351	22.65	2135	8665	34	544	3	
District Totals - Absentee									
District Grand Totals									
14TH CONGRESSIONAL DISTRICT	50109	15292	30.52	2742	11739	51	792	3	
11TH SENATORIAL DISTRICT	50109	15292	30.52	2742	11739	51	792	3	
17TH ASSEMBLY DISTRICT	0	0	0.00	0	0	0	0	0	
19TH ASSEMBLY DISTRICT	50109	15292	30.52	2742	11739	51	792	3	
BOARD OF EQ. DISTRICT 2	50109	15292	30.52	2742	11739	51	792	3	
SUPERVISORIAL DISTRICT 4	434	142	32.72	26	112	0	3	0	
SUPERVISORIAL DISTRICT 7	25797	8556	33.17	1658	6530	20	372	2	
SUPERVISORIAL DISTRICT 8	381	120	31.50	8	106	1	5	0	
SUPERVISORIAL DISTRICT 10	234	58	24.79	10	45	0	4	0	
SUPERVISORIAL DISTRICT 11	23263	6416	27.58	1040	4946	30	408	1	
CITY/COUNTY OF SAN FRANCISCO	50109	15292	30.52	2742	11739	51	792	3	
EXCELSIOR (OUTER MISSION)	14803	4285	28.95	745	3283	19	240	0	
INGLESIDE	10397	2683	25.81	385	2093	12	201	1	
LAKE MERCED	7477	1812	24.23	341	1388	3	91	0	
NORTH BERNAL HTS	0	0	0.00	0	0	0	0	0	

**THE CITY AND COUNTY OF SAN FRANCISCO Statement of Vote  
PRIMARY ELECTION JUNE 2014**

NON-PARTISAN US REPRESENTATIVE, DISTRICT 14													
	Registration	Ballots Cast	Turnout (%)	US REPRESENTATIVE, DISTRICT 14 ROBIN CHEW	JACKIE SPEIER	WRITE-IN	Under Vote	Over Vote					
SOUTH BERNAL HEIGHT	0	0	0.00	0	0	0	0	0					
SUNSET	434	142	32.72	26	112	0	3	0					
VISITATION VALLEY	234	58	24.79	10	45	0	4	0					
WEST OF TWIN PEAKS	16764	6312	37.65	1235	4818	17	253	2					
Grand Totals	50109	15292	30.52	2742	11739	51	792	3					

**THE CITY AND COUNTY OF SAN FRANCISCO Statement of Vote  
PRIMARY ELECTION JUNE 2014**

NON-PARTISAN STATE ASSEMBLY, DISTRICT 17														
	Registration	Ballots Cast	Turnout (%)	STATE ASSEMBLY, DISTRICT 17	DAVID CHIU	DAVID CAMPOS	DAVID CARLOS SALAVERRY	WRITE-IN	Under Vote	Over Vote				
Pct 1141 - Election Day Reporting	859	48	5.59		16	25	0	0	7	0				
Pct 1141 - VBM Reporting	859	204	23.75		87	83	16	1	15	5				
Pct 1142 - Election Day Reporting	793	48	6.05		25	17	2	0	4	0				
Pct 1142 - VBM Reporting	793	187	23.58		93	59	17	0	16	2				
Pct 1143 - Election Day Reporting	843	76	9.02		20	47	5	0	4	0				
Pct 1143 - VBM Reporting	843	186	22.06		70	85	25	0	7	0				
Pct 1144 - Election Day Reporting	751	58	7.72		23	30	4	0	1	0				
Pct 1144 - VBM Reporting	751	143	19.04		70	56	10	0	6	1				
Pct 1145 - Election Day Reporting	805	58	7.20		27	26	1	1	3	0				
Pct 1145 - VBM Reporting	805	205	25.47		103	83	17	0	3	0				
Pct 1146 - Election Day Reporting	826	56	6.78		21	24	7	1	3	0				
Pct 1146 - VBM Reporting	826	196	23.73		82	85	18	0	10	1				
Pct 1147 - Election Day Reporting	779	72	9.24		18	43	8	0	3	0				
Pct 1147 - VBM Reporting	779	179	22.98		81	61	27	0	9	1				
Pct 1148 - Election Day Reporting	798	60	7.52		19	32	4	0	5	0				
Pct 1148 - VBM Reporting	798	168	21.05		88	49	23	4	4	0				
Pct 1149 - Election Day Reporting	812	69	8.50		21	41	3	0	4	0				
Pct 1149 - VBM Reporting	812	164	20.20		71	73	13	0	7	0				
Pct 1151 MB - Election Day Repo	0	0	0.00		0	0	0	0	0	0				
Pct 1151 MB - VBM Reporting	0	0	0.00		0	0	0	0	0	0				
Pct 1152 - Election Day Reporting	764	66	8.64		21	30	10	1	4	0				
Pct 1152 - VBM Reporting	764	181	23.69		104	59	11	1	6	1				
Pct 1153 - Election Day Reporting	788	65	8.25		28	26	8	0	3	0				
Pct 1153 - VBM Reporting	788	154	19.54		73	48	31	0	2	0				
Pct 1154 MB - Election Day Repo	0	0	0.00		0	0	0	0	0	0				
Pct 1154 MB - VBM Reporting	0	0	0.00		0	0	0	0	0	0				
Pct 7001 - Election Day Reporting	641	42	6.55		14	24	1	0	3	0				
Pct 7001 - VBM Reporting	641	105	16.38		39	53	3	0	10	0				
Pct 7002 - Election Day Reporting	820	52	6.34		17	28	2	0	5	0				
Pct 7002 - VBM Reporting	820	167	20.37		76	59	21	0	11	0				
Pct 7003 - Election Day Reporting	792	105	13.26		36	59	5	0	5	0				
Pct 7003 - VBM Reporting	792	162	20.45		71	72	12	1	8	0				
Pct 7004 - Election Day Reporting	784	81	10.33		34	42	0	0	5	0				
Pct 7004 - VBM Reporting	784	150	19.13		52	76	10	1	11	0				
Pct 7005 - Election Day Reporting	776	99	12.76		47	46	4	0	2	0				
Pct 7005 - VBM Reporting	776	149	19.20		62	62	11	0	15	0				
Pct 7006 - Election Day Reporting	825	91	11.03		24	60	4	0	3	0				
Pct 7006 - VBM Reporting	825	152	18.42		57	79	6	0	10	1				
Pct 7007 - Election Day Reporting	897	96	10.70		33	51	7	0	5	0				
Pct 7007 - VBM Reporting	897	185	21.07		88	78	9	0	14	1				
Pct 7008 - Election Day Reporting	787	122	15.50		43	63	7	2	7	0				
Pct 7008 - VBM Reporting	787	206	26.18		84	87	17	3	14	1				
Pct 7009 - Election Day Reporting	805	53	6.58		19	28	3	0	3	0				
Pct 7009 - VBM Reporting	805	185	22.98		87	71	16	0	11	0				
Pct 7011 - Election Day Reporting	876	50	5.71		18	32	0	0	0	0				
Pct 7011 - VBM Reporting	876	117	13.36		55	51	9	0	5	0				
Pct 7012 - Election Day Reporting	908	102	11.23		33	55	7	0	7	0				
Pct 7012 - VBM Reporting	908	168	18.61		65	76	17	1	12	0				
Pct 7013 - Election Day Reporting	554	44	7.94		15	23	2	0	4	0				
Pct 7013 - VBM Reporting	554	100	18.05		44	41	6	3	8	0				
Pct 7014 - Election Day Reporting	940	78	8.30		29	37	5	1	6	0				
Pct 7014 - VBM Reporting	940	168	17.87		67	84	8	0	10	1				
Pct 7015 MB - Election Day Repo	66	0	0.00		0	0	0	0	0	0				
Pct 7015 MB - VBM Reporting	66	13	19.70		3	8	2	0	0	0				
Pct 7016 - Election Day Reporting	787	40	5.08		11	27	1	0	1	0				
Pct 7016 - VBM Reporting	787	141	17.92		85	42	10	0	4	0				
Pct 7017 - Election Day Reporting	676	17	2.51		10	5	1	0	1	0				

**THE CITY AND COUNTY OF SAN FRANCISCO Statement of Vote  
PRIMARY ELECTION JUNE 2014**

NON-PARTISAN STATE ASSEMBLY, DISTRICT 17														
	Registration	Ballois Cast	Turnout (%)	STATE ASSEMBLY, DISTRICT 17	DAVID CHIU	DAVID CAMPOS	DAVID CARLOS SALAVERRY	WRITE-IN	Under Vote	Over Vote				
Pct 7017 - VBM Reporting	676	94	13.91		45	34	6	1	8	0				
Pct 7018 - Election Day Reporting	840	42	5.00		19	20	1	0	2	0				
Pct 7018 - VBM Reporting	840	242	28.81		125	79	12	1	24	2				
Pct 7019 - Election Day Reporting	861	45	5.23		24	18	2	0	1	0				
Pct 7019 - VBM Reporting	861	222	25.78		127	64	14	3	12	2				
Pct 7021 - Election Day Reporting	841	58	6.90		21	29	3	0	5	0				
Pct 7021 - VBM Reporting	841	143	17.00		73	51	11	1	4	3				
Pct 7022 - Election Day Reporting	888	45	5.07		21	23	0	0	1	0				
Pct 7022 - VBM Reporting	888	152	17.12		77	60	10	0	7	0				
Pct 7023 - Election Day Reporting	823	40	4.86		16	22	1	0	1	0				
Pct 7023 - VBM Reporting	823	168	20.41		76	61	12	1	16	2				
Pct 7024 - Election Day Reporting	263	9	1.14		0	2	1	0	0	0				
Pct 7024 - VBM Reporting	263	13	4.94		4	7	1	0	1	0				
Pct 7025 - Election Day Reporting	417	16	4.32		4	13	0	0	1	0				
Pct 7025 - VBM Reporting	417	32	7.67		13	16	0	1	2	0				
Pct 7026 - Election Day Reporting	837	46	5.50		19	21	1	0	5	0				
Pct 7026 - VBM Reporting	837	235	28.08		144	58	23	0	9	0				
Pct 7027 - Election Day Reporting	775	53	6.84		23	25	1	0	4	0				
Pct 7027 - VBM Reporting	775	147	18.97		82	42	14	0	9	0				
Pct 7028 - Election Day Reporting	762	32	4.20		8	23	0	0	1	0				
Pct 7028 - VBM Reporting	762	91	11.94		45	38	3	0	6	1				
Pct 7029 - Election Day Reporting	802	27	3.37		7	18	0	0	1	1				
Pct 7029 - VBM Reporting	802	105	13.09		50	43	10	0	4	1				
Pct 7030 - Election Day Reporting	669	36	5.38		18	6	9	0	3	0				
Pct 7030 - VBM Reporting	669	180	26.91		109	43	19	0	8	1				
Pct 7031 - Election Day Reporting	358	12	3.35		6	5	0	0	1	0				
Pct 7031 - VBM Reporting	358	121	33.80		67	37	10	0	7	1				
Pct 7032 - Election Day Reporting	799	49	6.13		18	24	1	0	5	0				
Pct 7032 - VBM Reporting	799	151	18.90		79	57	8	0	7	0				
Pct 7033 - Election Day Reporting	706	47	6.66		20	25	2	0	1	0				
Pct 7033 - VBM Reporting	706	101	14.31		41	45	9	1	5	0				
Pct 7034 - Election Day Reporting	767	13	1.69		5	7	0	0	1	0				
Pct 7034 - VBM Reporting	767	59	7.69		37	17	2	0	4	0				
Pct 7035 - Election Day Reporting	311	23	7.40		9	12	2	0	0	0				
Pct 7035 - VBM Reporting	311	41	13.18		21	15	4	0	2	0				
Pct 7036 - Election Day Reporting	813	25	3.08		13	11	2	1	0	0				
Pct 7036 - VBM Reporting	813	171	21.03		97	52	18	0	4	0				
Pct 7037 - Election Day Reporting	687	15	2.18		4	9	0	0	2	0				
Pct 7037 - VBM Reporting	687	41	5.97		23	14	3	0	0	0				
Pct 7038 - Election Day Reporting	807	14	1.73		6	4	1	0	2	1				
Pct 7038 - VBM Reporting	807	171	21.19		102	44	18	0	7	0				
Pct 7039 - Election Day Reporting	705	58	8.23		24	25	6	1	2	0				
Pct 7039 - VBM Reporting	705	141	20.00		77	46	15	0	4	0				
Pct 7041 MB - Election Day Reporting	53	0	0.00		0	0	0	0	0	0				
Pct 7041 MB - VBM Reporting	53	14	26.42		5	5	4	0	0	0				
Pct 7042 - Election Day Reporting	586	24	4.10		6	12	3	0	3	0				
Pct 7042 - VBM Reporting	586	130	22.18		52	54	15	0	8	1				
Pct 7043 - Election Day Reporting	765	23	3.01		7	13	2	0	1	0				
Pct 7043 - VBM Reporting	765	152	19.87		75	58	9	0	10	1				
Pct 7044 - Election Day Reporting	754	27	3.58		12	12	2	0	1	0				
Pct 7044 - VBM Reporting	754	61	8.09		33	18	7	0	3	0				
Pct 7045 - Election Day Reporting	692	42	6.07		19	12	4	0	7	0				
Pct 7045 - VBM Reporting	692	181	26.16		126	29	16	0	9	1				
Pct 7046 - Election Day Reporting	389	25	6.43		7	16	0	0	2	0				
Pct 7046 - VBM Reporting	389	95	24.42		44	38	11	0	1	1				
Pct 7047 - Election Day Reporting	744	45	6.05		9	26	5	0	4	1				
Pct 7047 - VBM Reporting	744	199	26.75		116	54	15	0	14	0				



**THE CITY AND COUNTY OF SAN FRANCISCO Statement of Vote  
PRIMARY ELECTION JUNE 2014**

NON-PARTISAN STATE ASSEMBLY, DISTRICT 17												
	Registration	Ballots Cast	Turnout (%)	STATE ASSEMBLY, DISTRICT 17	DAVID CHIU	DAVID CAMPOS	DAVID CARLOS SALAVERRY	WRITE-IN	Under Vote	Over Vote		
Pct 7048 - Election Day Reporting	725	40	5.52		14	15	7	0	3	1		
Pct 7048 - VBM Reporting	725	129	17.79		72	37	13	3	5	0		
Pct 7049 - Election Day Reporting	724	37	5.11		24	8	4	0	1	0		
Pct 7049 - VBM Reporting	724	156	21.55		97	30	21	0	8	0		
Pct 7051 - Election Day Reporting	771	29	3.76		20	7	0	0	2	0		
Pct 7051 - VBM Reporting	771	199	25.81		128	37	22	2	10	0		
Pct 7052 - Election Day Reporting	749	47	6.28		23	17	3	0	4	0		
Pct 7052 - VBM Reporting	749	156	20.83		95	31	13	2	15	2		
Pct 7053 - Election Day Reporting	400	13	3.25		6	4	2	0	1	0		
Pct 7053 - VBM Reporting	400	117	29.25		61	33	21	0	3	0		
Pct 7054 - Election Day Reporting	770	38	5.06		12	22	0	0	5	0		
Pct 7054 - VBM Reporting	770	119	15.45		67	37	7	0	7	1		
Pct 7101 MB - Election Day Repo	118	2	1.69		1	1	0	0	0	0		
Pct 7101 MB - VBM Reporting	118	28	23.73		13	13	1	0	1	0		
Pct 7201 - Election Day Reporting	823	69	8.38		37	26	2	1	3	0		
Pct 7201 - VBM Reporting	823	169	20.53		88	47	25	0	11	0		
Pct 7202 - Election Day Reporting	773	76	9.83		39	20	7	0	10	0		
Pct 7202 - VBM Reporting	773	178	23.03		92	33	43	0	8	0		
Pct 7203 - Election Day Reporting	779	65	8.34		29	28	6	0	2	0		
Pct 7203 - VBM Reporting	779	122	15.66		61	33	21	1	6	0		
Pct 7204 - Election Day Reporting	806	64	7.94		37	21	3	0	3	0		
Pct 7204 - VBM Reporting	806	208	25.56		120	45	24	0	18	1		
Pct 7205 - Election Day Reporting	814	81	9.95		50	19	10	0	2	0		
Pct 7205 - VBM Reporting	814	229	28.01		122	53	34	0	18	1		
Pct 7206 - Election Day Reporting	338	33	9.76		12	15	2	0	4	0		
Pct 7206 - VBM Reporting	338	51	15.09		26	17	4	0	4	0		
Pct 7207 - Election Day Reporting	546	32	5.86		18	8	3	0	2	1		
Pct 7207 - VBM Reporting	546	102	18.68		49	33	14	0	6	0		
Pct 7208 - Election Day Reporting	525	33	6.29		14	17	1	0	1	0		
Pct 7208 - VBM Reporting	525	133	25.33		70	36	18	0	11	0		
Pct 7209 - Election Day Reporting	476	36	7.56		22	7	4	0	3	0		
Pct 7209 - VBM Reporting	476	186	39.08		121	26	23	0	15	1		
Pct 7301 - Election Day Reporting	838	63	7.52		33	19	7	0	4	0		
Pct 7301 - VBM Reporting	838	178	21.24		112	33	24	2	8	0		
Pct 7302 - Election Day Reporting	722	77	10.66		45	19	6	0	6	0		
Pct 7302 - VBM Reporting	722	263	36.43		174	40	39	1	10	0		
Pct 7303 - Election Day Reporting	839	86	10.25		45	26	10	0	5	0		
Pct 7303 - VBM Reporting	839	169	20.14		106	39	15	0	7	0		
Pct 7304 - Election Day Reporting	856	91	10.63		53	30	5	0	3	0		
Pct 7304 - VBM Reporting	856	187	21.85		97	54	27	1	13	0		
Pct 7305 - Election Day Reporting	782	98	12.53		51	30	8	0	9	0		
Pct 7305 - VBM Reporting	782	199	25.45		127	38	30	1	5	0		
Pct 7306 - Election Day Reporting	880	75	8.52		35	32	5	0	3	0		
Pct 7306 - VBM Reporting	880	178	20.23		111	46	19	1	2	0		
Pct 7307 - Election Day Reporting	673	65	9.66		37	22	4	0	2	0		
Pct 7307 - VBM Reporting	673	151	22.44		96	36	12	0	11	0		
Pct 7308 - Election Day Reporting	533	59	11.07		34	17	5	0	3	0		
Pct 7308 - VBM Reporting	533	158	29.64		88	44	17	0	9	1		
Pct 7309 - Election Day Reporting	738	70	9.49		38	24	8	0	0	0		
Pct 7309 - VBM Reporting	738	99	13.41		53	30	12	0	3	1		
Pct 7311 - Election Day Reporting	795	66	8.30		31	27	5	0	3	0		
Pct 7311 - VBM Reporting	795	151	18.99		84	35	20	0	12	0		
Pct 7312 - Election Day Reporting	809	74	9.15		40	20	10	0	4	0		
Pct 7312 - VBM Reporting	809	242	29.91		153	45	29	0	14	0		
Pct 7313 - Election Day Reporting	768	72	9.38		37	21	10	0	4	0		
Pct 7313 - VBM Reporting	768	187	24.35		116	31	27	0	14	0		
Pct 7314 - Election Day Reporting	614	43	7.00		26	12	2	0	3	0		

**THE CITY AND COUNTY OF SAN FRANCISCO Statement of Vote  
PRIMARY ELECTION JUNE 2014**

NON-PARTISAN STATE ASSEMBLY, DISTRICT 17																		
	Registration	Ballots Cast	Turnout (%)	STATE ASSEMBLY, DISTRICT 17	DAVID CHU	DAVID CAMPOS	DAVID CARLOS SALAVERRY	WRITE-IN	Under Vote	Over Vote								
Pct 7314 - VBM Reporting	614	142	23.13		115	15	8	1	5	1								
Pct 7315 - Election Day Reporting	629	59	8.74		30	23	1	0	1	0								
Pct 7315 - VBM Reporting	629	110	17.49		66	31	5	1	4	1								
Pct 7316 - Election Day Reporting	721	54	7.49		23	23	5	0	4	0								
Pct 7316 - VBM Reporting	721	160	22.19		96	48	10	1	8	1								
Pct 7317 - Election Day Reporting	823	80	9.72		36	27	12	0	5	0								
Pct 7317 - VBM Reporting	823	242	29.40		152	45	35	1	12	0								
Pct 7318 - Election Day Reporting	653	61	9.34		23	23	11	0	4	0								
Pct 7318 - VBM Reporting	653	162	24.81		109	35	11	0	7	0								
Pct 7319 - Election Day Reporting	856	50	5.84		18	24	5	0	3	0								
Pct 7319 - VBM Reporting	856	157	18.34		90	41	17	1	8	0								
Pct 7321 - Election Day Reporting	580	46	7.93		35	7	2	0	2	0								
Pct 7321 - VBM Reporting	580	131	22.59		95	22	7	0	6	0								
Pct 7322 - Election Day Reporting	743	34	4.58		29	3	2	0	2	0								
Pct 7322 - VBM Reporting	743	224	30.15		181	19	14	0	12	1								
Pct 7323 - Election Day Reporting	664	71	10.69		38	23	6	0	4	0								
Pct 7323 - VBM Reporting	664	121	18.22		75	35	8	0	4	0								
Pct 7324 - Election Day Reporting	656	46	7.01		30	10	3	0	3	0								
Pct 7324 - VBM Reporting	656	120	18.29		85	23	9	0	3	0								
Pct 7325 - Election Day Reporting	774	65	8.91		31	28	7	0	3	0								
Pct 7325 - VBM Reporting	774	134	17.31		91	25	7	1	8	2								
Pct 7326 - Election Day Reporting	736	63	8.56		36	15	6	0	6	0								
Pct 7326 - VBM Reporting	736	157	21.33		99	26	22	1	8	0								
Pct 7327 - Election Day Reporting	546	33	6.04		24	4	2	0	3	0								
Pct 7327 - VBM Reporting	546	156	28.57		137	12	5	0	2	1								
Pct 7328 - Election Day Reporting	730	36	4.93		22	10	1	0	3	0								
Pct 7328 - VBM Reporting	730	230	31.51		171	28	15	3	11	4								
Pct 7329 - Election Day Reporting	418	31	7.42		19	7	3	0	2	0								
Pct 7329 - VBM Reporting	418	125	29.90		83	18	19	0	6	1								
Pct 7331 - Election Day Reporting	798	115	14.41		79	20	12	1	3	0								
Pct 7331 - VBM Reporting	798	296	37.09		181	66	34	0	16	0								
Pct 7332 - Election Day Reporting	710	64	9.01		28	33	1	0	2	0								
Pct 7332 - VBM Reporting	710	117	16.48		59	35	16	0	6	0								
Pct 7333 - Election Day Reporting	845	75	8.88		36	32	4	0	3	0								
Pct 7333 - VBM Reporting	845	165	19.53		111	37	11	0	8	0								
Pct 7334 - Election Day Reporting	797	68	8.53		33	29	4	0	2	0								
Pct 7334 - VBM Reporting	797	150	18.82		94	39	10	0	8	0								
Pct 7335 - Election Day Reporting	821	69	8.40		41	22	5	0	1	0								
Pct 7335 - VBM Reporting	821	186	22.66		97	52	29	0	9	0								
Pct 7336 - Election Day Reporting	818	68	8.31		37	22	6	0	3	0								
Pct 7336 - VBM Reporting	818	201	24.57		112	50	29	0	11	0								
Pct 7337 - Election Day Reporting	745	58	7.92		34	17	6	0	2	0								
Pct 7337 - VBM Reporting	745	200	26.85		123	38	31	0	10	0								
Pct 7338 - Election Day Reporting	797	40	5.02		29	6	4	0	1	0								
Pct 7338 - VBM Reporting	797	255	31.99		211	23	17	0	5	1								
Pct 7339 - Election Day Reporting	531	52	9.79		27	14	8	0	3	0								
Pct 7339 - VBM Reporting	531	118	22.22		65	38	11	0	4	0								
Pct 7341 - Election Day Reporting	721	64	8.88		24	30	6	0	4	0								
Pct 7341 - VBM Reporting	721	138	19.14		65	57	8	2	7	0								
Pct 7342 - Election Day Reporting	819	113	13.80		55	42	11	0	5	0								
Pct 7342 - VBM Reporting	819	135	16.48		66	44	17	0	9	1								
Pct 7343 - Election Day Reporting	588	68	11.56		30	31	2	0	5	0								
Pct 7343 - VBM Reporting	588	83	14.12		39	34	3	0	6	0								
Pct 7344 - Election Day Reporting	941	89	9.46		54	27	6	0	2	0								
Pct 7344 - VBM Reporting	941	179	19.02		98	52	18	0	11	0								
Pct 7345 - Election Day Reporting	847	61	7.20		34	22	2	0	3	0								
Pct 7345 - VBM Reporting	847	127	14.99		68	42	12	0	5	0								

**THE CITY AND COUNTY OF SAN FRANCISCO Statement of Vote  
PRIMARY ELECTION JUNE 2014**

NON-PARTISAN STATE ASSEMBLY, DISTRICT 17										
	Registration	Ballots Cast	Turnout (%)	STATE ASSEMBLY, DISTRICT 17	DAVID CHIU	DAVID CAMPOS	DAVID CARLOS SALAVERRY	WRITE-IN	Under Vote	Over Vote
Pct 7346 - Election Day Reporting	759	77	10.14	25	43	7	0	0	0	0
Pct 7346 - VBM Reporting	759	103	13.57	48	43	9	1	3	0	0
Pct 7347 - Election Day Reporting	830	60	7.23	24	31	2	0	3	0	0
Pct 7347 - VBM Reporting	830	129	15.54	59	51	12	1	6	0	0
Pct 7348 - Election Day Reporting	754	68	9.02	34	24	8	1	1	0	0
Pct 7348 - VBM Reporting	754	134	17.77	73	46	8	0	6	1	1
Pct 7349 - Election Day Reporting	773	76	9.83	38	25	5	2	5	1	1
Pct 7349 - VBM Reporting	773	156	20.18	89	38	21	0	9	0	0
Pct 7501 - Election Day Reporting	486	58	11.93	37	11	8	0	2	0	0
Pct 7501 - VBM Reporting	486	75	15.43	38	14	11	0	13	0	0
Pct 7502 - Election Day Reporting	661	46	6.96	21	18	3	0	4	0	0
Pct 7502 - VBM Reporting	661	127	19.21	62	40	17	0	9	0	0
Pct 7503 - Election Day Reporting	687	53	7.71	23	19	7	0	4	0	0
Pct 7503 - VBM Reporting	687	135	19.65	63	45	15	0	9	2	2
Pct 7504 - Election Day Reporting	425	32	7.53	21	5	2	1	3	0	0
Pct 7504 - VBM Reporting	425	101	23.76	41	37	16	0	4	1	1
Pct 7505 - Election Day Reporting	798	91	11.40	54	22	8	0	8	0	0
Pct 7505 - VBM Reporting	798	314	39.35	195	73	30	0	14	2	2
Pct 7506 - Election Day Reporting	736	42	5.71	18	16	2	0	6	0	0
Pct 7506 - VBM Reporting	736	127	17.26	62	47	10	0	7	0	0
Pct 7507 - Election Day Reporting	866	64	7.39	14	45	3	0	2	0	0
Pct 7507 - VBM Reporting	866	173	19.98	61	91	15	0	6	0	0
Pct 7508 - Election Day Reporting	656	76	11.59	36	26	11	0	3	0	0
Pct 7508 - VBM Reporting	656	220	33.54	118	64	27	0	12	0	0
Pct 7509/7511 - Election Day Rep	853	86	10.08	47	28	7	0	4	0	0
Pct 7509/7511 - VBM Reporting	853	207	24.27	99	77	16	0	13	2	2
Pct 7512 - Election Day Reporting	570	44	7.72	19	24	0	0	1	0	0
Pct 7512 - VBM Reporting	570	119	20.88	41	46	25	0	5	2	2
Pct 7513 - Election Day Reporting	699	72	10.30	28	34	7	0	3	0	0
Pct 7513 - VBM Reporting	699	100	14.31	33	48	10	1	5	3	3
Pct 7514 - Election Day Reporting	811	26	3.45	12	8	2	0	5	1	1
Pct 7514 - VBM Reporting	811	165	20.35	77	65	12	1	10	0	0
Pct 7515 - Election Day Reporting	774	68	8.79	21	37	4	0	5	0	0
Pct 7515 - VBM Reporting	774	174	22.48	70	80	11	0	10	2	2
Pct 7516 - Election Day Reporting	744	86	11.56	46	32	6	0	2	0	0
Pct 7516 - VBM Reporting	744	221	29.70	115	75	17	1	12	2	2
Pct 7517 - Election Day Reporting	822	86	10.46	28	52	5	0	1	0	0
Pct 7517 - VBM Reporting	822	123	14.96	46	52	7	3	16	1	1
Pct 7518 - Election Day Reporting	795	102	12.83	31	56	6	0	9	0	0
Pct 7518 - VBM Reporting	795	131	16.48	56	57	6	0	12	0	0
Pct 7519 - Election Day Reporting	693	60	8.66	19	30	4	0	7	0	0
Pct 7519 - VBM Reporting	693	91	13.13	29	54	2	0	8	0	0
Pct 7521 - Election Day Reporting	728	68	9.34	29	33	4	0	2	0	0
Pct 7521 - VBM Reporting	728	112	15.38	46	54	9	0	5	0	0
Pct 7522 - Election Day Reporting	771	69	8.95	18	46	1	0	4	0	0
Pct 7522 - VBM Reporting	771	103	13.36	35	56	2	1	7	1	1
Pct 7523 - Election Day Reporting	696	93	13.36	19	60	5	2	7	0	0
Pct 7523 - VBM Reporting	696	95	13.65	22	59	6	1	6	1	1
Pct 7524 - Election Day Reporting	580	57	9.83	23	26	2	0	5	0	0
Pct 7524 - VBM Reporting	580	80	13.79	31	37	7	1	4	0	0
Pct 7525 - Election Day Reporting	780	59	7.56	23	34	2	0	0	0	0
Pct 7525 - VBM Reporting	780	120	15.38	43	67	4	1	5	0	0
Pct 7526 - Election Day Reporting	789	69	8.75	23	40	1	1	4	0	0
Pct 7526 - VBM Reporting	789	135	17.11	49	74	3	0	8	1	1
Pct 7527/7528 - Election Day Rep	679	80	11.78	33	37	7	0	3	0	0
Pct 7527/7528 - VBM Reporting	679	131	19.29	61	43	17	1	8	1	1
Pct 7529 - Election Day Reporting	812	84	10.34	21	56	2	1	4	0	0

**THE CITY AND COUNTY OF SAN FRANCISCO Statement of Vote  
PRIMARY ELECTION JUNE 2014**

NON-PARTISAN STATE ASSEMBLY, DISTRICT 17										
	Registration	Ballots Cast	Turnout (%)	STATE ASSEMBLY, DISTRICT 17	DAVID CHIU	DAVID CAMPOS	DAVID CARLOS SALAVERRY	WRITE IN	Under Vote	Over Vote
Pct 7529 - VBM Reporting	812	115	14.16		49	63	0	0	3	0
Pct 7531 - Election Day Reporting	805	66	8.20		18	41	3	0	4	0
Pct 7531 - VBM Reporting	805	91	11.30		43	38	2	0	9	0
Pct 7532 - Election Day Reporting	639	65	10.17		25	30	5	0	5	0
Pct 7532 - VBM Reporting	639	98	15.34		46	39	10	0	4	0
Pct 7533 - Election Day Reporting	810	104	12.84		37	51	8	1	7	0
Pct 7533 - VBM Reporting	810	87	11.98		33	52	8	0	4	0
Pct 7534 - Election Day Reporting	762	86	11.29		34	47	4	0	1	0
Pct 7534 - VBM Reporting	762	90	11.81		38	43	5	0	4	0
Pct 7535 - Election Day Reporting	671	102	15.20		37	61	1	0	3	0
Pct 7535 - VBM Reporting	671	90	13.41		32	50	4	0	5	0
Pct 7536 - Election Day Reporting	749	91	12.15		24	57	2	0	8	0
Pct 7536 - VBM Reporting	749	136	18.16		59	63	8	0	6	0
Pct 7537 - Election Day Reporting	666	76	11.41		26	43	4	0	3	0
Pct 7537 - VBM Reporting	666	106	16.22		42	55	7	0	4	0
Pct 7538 - Election Day Reporting	728	86	13.19		28	60	2	1	5	0
Pct 7538 - VBM Reporting	728	115	15.80		41	67	1	0	6	0
Pct 7539 - Election Day Reporting	868	120	13.82		42	68	7	1	3	0
Pct 7539 - VBM Reporting	868	118	13.59		43	54	10	1	10	0
Pct 7541 - Election Day Reporting	732	79	10.79		20	52	5	0	2	0
Pct 7541 - VBM Reporting	732	119	16.26		51	52	8	0	7	1
Pct 7542 - Election Day Reporting	780	83	10.64		26	48	2	1	6	0
Pct 7542 - VBM Reporting	780	118	15.13		46	63	6	0	3	0
Pct 7543 - Election Day Reporting	845	69	8.17		21	40	3	1	4	0
Pct 7543 - VBM Reporting	845	175	20.71		61	94	8	0	12	0
Pct 7544 - Election Day Reporting	801	85	10.61		24	53	3	1	4	0
Pct 7544 - VBM Reporting	801	138	17.23		52	70	9	0	7	0
Pct 7545 - Election Day Reporting	779	82	10.53		33	44	0	0	5	0
Pct 7545 - VBM Reporting	779	143	18.36		54	68	12	1	7	0
Pct 7546 - Election Day Reporting	836	99	11.84		31	56	2	0	10	0
Pct 7546 - VBM Reporting	836	141	16.87		63	62	10	1	5	0
Pct 7547 - Election Day Reporting	885	85	9.38		24	54	1	0	4	0
Pct 7547 - VBM Reporting	885	123	13.90		43	70	5	0	5	0
Pct 7548 - Election Day Reporting	919	72	7.83		26	41	3	0	2	0
Pct 7548 - VBM Reporting	919	168	18.28		77	75	4	0	12	0
Pct 7549 - Election Day Reporting	734	80	10.90		26	41	6	0	7	0
Pct 7549 - VBM Reporting	734	131	17.85		62	54	9	1	4	1
Pct 7551 - Election Day Reporting	629	91	14.47		39	45	3	0	4	0
Pct 7551 - VBM Reporting	629	99	15.74		38	50	8	0	3	0
Pct 7552 - Election Day Reporting	659	88	13.35		37	42	5	0	4	0
Pct 7552 - VBM Reporting	659	120	18.21		59	48	7	0	6	0
Pct 7553 MB - Election Day Reporting	154	3	1.95		1	0	0	0	2	0
Pct 7553 MB - VBM Reporting	154	54	35.06		19	29	4	0	3	0
Pct 7554 - Election Day Reporting	753	85	11.29		46	25	4	0	10	0
Pct 7554 - VBM Reporting	753	167	22.18		78	67	8	0	14	0
Pct 7555 - Election Day Reporting	834	113	13.55		57	46	6	0	3	0
Pct 7555 - VBM Reporting	834	173	20.74		97	60	7	1	8	0
Pct 7556/7557 - Election Day Reporting	919	113	12.30		42	55	8	1	7	0
Pct 7556/7557 - VBM Reporting	919	207	22.52		112	80	9	0	7	0
Pct 7601 - Election Day Reporting	803	54	6.72		9	36	8	0	1	0
Pct 7601 - VBM Reporting	803	100	12.45		42	47	6	1	3	3
Pct 7602 - Election Day Reporting	794	60	7.56		21	35	1	0	2	1
Pct 7602 - VBM Reporting	794	115	14.48		46	51	5	3	6	3
Pct 7603 - Election Day Reporting	713	70	9.82		19	48	1	0	2	0
Pct 7603 - VBM Reporting	713	112	15.71		48	59	3	0	3	0
Pct 7604 - Election Day Reporting	715	68	9.51		30	28	6	0	4	0
Pct 7604 - VBM Reporting	715	117	16.36		46	53	12	0	4	0

**THE CITY AND COUNTY OF SAN FRANCISCO Statement of Vote  
PRIMARY ELECTION JUNE 2014**

NON-PARTISAN STATE ASSEMBLY, DISTRICT 17										
	Registration	Ballots Cast	Turnout (%)	STATE ASSEMBLY, DISTRICT 17	DAVID CHIU	DAVID CAMPOS	DAVID CARLOS SALA VERRY	WRITE-IN	Under Vote	Over Vote
Pct 7605 - Election Day Reporting	696	54	7.76		29	18	5	0	2	0
Pct 7605 - VBM Reporting	696	128	18.39		66	43	11	0	7	1
Pct 7606 - Election Day Reporting	770	57	7.40		23	25	5	0	4	0
Pct 7606 - VBM Reporting	770	109	14.16		35	47	19	1	9	0
Pct 7607 - Election Day Reporting	836	57	6.82		21	28	6	0	9	0
Pct 7607 - VBM Reporting	836	145	17.34		58	67	13	0	8	1
Pct 7608 - Election Day Reporting	435	37	8.51		15	15	2	0	4	0
Pct 7608 - VBM Reporting	435	83	19.08		53	20	7	0	2	0
Pct 7609 - Election Day Reporting	839	57	6.79		24	25	2	0	6	0
Pct 7609 - VBM Reporting	839	209	24.91		118	64	10	2	12	4
Pct 7611 - Election Day Reporting	805	62	7.70		20	29	8	0	5	0
Pct 7611 - VBM Reporting	805	146	18.14		79	43	15	4	5	1
Pct 7612 - Election Day Reporting	598	50	8.36		32	10	5	0	3	0
Pct 7612 - VBM Reporting	598	140	23.41		79	43	15	0	3	0
Pct 7613 - Election Day Reporting	837	90	10.75		32	49	5	0	4	0
Pct 7613 - VBM Reporting	837	151	18.04		65	62	14	2	6	2
Pct 7614 - Election Day Reporting	895	50	5.59		14	28	4	0	4	0
Pct 7614 - VBM Reporting	895	144	16.09		51	74	12	1	4	2
Pct 7615 - Election Day Reporting	875	49	5.60		19	18	6	0	6	0
Pct 7615 - VBM Reporting	875	139	15.89		74	45	14	0	6	0
Pct 7616 - Election Day Reporting	461	35	7.59		12	17	2	0	4	0
Pct 7616 - VBM Reporting	461	89	19.31		34	38	11	0	5	0
Pct 7617 - Election Day Reporting	720	55	7.64		15	33	1	1	2	3
Pct 7617 - VBM Reporting	720	150	20.83		73	53	12	1	7	3
Pct 7618 - Election Day Reporting	789	64	8.11		21	36	2	0	5	0
Pct 7618 - VBM Reporting	789	173	21.93		82	66	15	0	9	1
Pct 7619 - Election Day Reporting	983	68	6.92		25	37	3	0	3	0
Pct 7619 - VBM Reporting	983	186	18.92		91	67	18	0	11	0
Pct 7621 - Election Day Reporting	864	52	6.13		16	32	2	0	3	0
Pct 7621 - VBM Reporting	864	160	18.52		70	69	15	1	4	1
Pct 7622 - Election Day Reporting	881	46	5.22		14	26	5	0	1	0
Pct 7622 - VBM Reporting	881	133	15.10		52	57	16	1	3	3
Pct 7623 - Election Day Reporting	766	25	3.26		13	10	1	0	3	0
Pct 7623 - VBM Reporting	766	116	15.14		50	56	6	0	4	0
Pct 7624 - Election Day Reporting	890	69	7.75		17	41	5	0	4	2
Pct 7624 - VBM Reporting	890	131	14.72		66	47	13	0	5	2
Pct 7625 - Election Day Reporting	842	67	7.96		45	13	6	0	3	0
Pct 7625 - VBM Reporting	842	346	41.09		234	59	26	0	24	6
Pct 7626 - Election Day Reporting	898	56	6.24		32	18	4	0	2	0
Pct 7626 - VBM Reporting	898	183	20.38		93	49	24	0	17	0
Pct 7627 - Election Day Reporting	944	48	5.08		20	22	4	1	1	0
Pct 7627 - VBM Reporting	944	189	20.02		89	41	40	0	18	1
Pct 7628 - Election Day Reporting	864	65	7.87		22	38	2	0	6	0
Pct 7628 - VBM Reporting	864	141	16.32		57	64	6	1	13	0
Pct 7629 - Election Day Reporting	711	33	4.64		11	22	0	0	0	0
Pct 7629 - VBM Reporting	711	110	15.47		52	42	8	0	5	2
Pct 7631 - Election Day Reporting	761	46	6.04		17	18	9	1	1	0
Pct 7631 - VBM Reporting	761	156	20.50		74	58	15	0	10	1
Pct 7632 - Election Day Reporting	646	33	5.11		10	22	0	1	0	0
Pct 7632 - VBM Reporting	646	117	18.11		49	43	17	0	7	2
Pct 7633 - Election Day Reporting	627	44	7.02		23	15	3	1	2	0
Pct 7633 - VBM Reporting	627	189	30.14		133	32	14	1	9	0
Pct 7634 - Election Day Reporting	854	56	6.56		32	19	1	0	4	0
Pct 7634 - VBM Reporting	854	209	24.47		129	46	19	0	14	1
Pct 7635 - Election Day Reporting	689	26	3.77		12	13	3	0	0	0
Pct 7635 - VBM Reporting	689	118	17.13		47	47	13	1	10	1
Pct 7635 - Election Day Reporting	858	56	6.53		26	21	3	1	5	0

**THE CITY AND COUNTY OF SAN FRANCISCO Statement of Vote  
PRIMARY ELECTION JUNE 2014**

NON-PARTISAN STATE ASSEMBLY, DISTRICT 17										
	Registration	Ballots Cast	Turnout(%)	STATE ASSEMBLY, DISTRICT 17	DAVID CHIU	DAVID CAMPOS	DAVID CARLOS SALAVERRY	WRITE-IN	Under Vote	Over Vote
Pct 7636 - VBM Reporting	858	126	14.69	59	44	18	0	0	9	0
Pct 7637 - Election Day Reporting	915	49	5.36	19	18	8	0	0	4	0
Pct 7637 - VBM Reporting	915	202	22.08	99	56	34	1	0	13	0
Pct 7638 - Election Day Reporting	879	45	5.12	30	11	2	0	0	3	0
Pct 7638 - VBM Reporting	879	248	28.21	138	59	41	1	0	12	0
Pct 7639 - Election Day Reporting	821	52	6.33	32	11	6	0	0	3	0
Pct 7639 - VBM Reporting	821	172	20.95	97	40	21	1	0	14	0
Pct 7641 - Election Day Reporting	847	62	7.32	28	27	5	0	0	2	0
Pct 7641 - VBM Reporting	847	211	24.91	99	67	34	0	0	11	0
Pct 7642 - Election Day Reporting	863	49	5.68	18	17	8	0	0	6	0
Pct 7642 - VBM Reporting	863	352	40.79	86	130	42	0	0	94	0
Pct 7643 - Election Day Reporting	777	44	5.66	18	18	5	1	0	2	0
Pct 7643 - VBM Reporting	777	206	26.51	134	48	17	0	0	6	1
Pct 7644 - Election Day Reporting	864	45	5.21	16	12	10	0	0	7	0
Pct 7644 - VBM Reporting	864	133	15.39	66	36	16	0	0	16	0
Pct 7645 - Election Day Reporting	577	34	5.89	13	12	7	0	0	2	0
Pct 7645 - VBM Reporting	577	163	28.25	91	40	21	0	0	12	0
Pct 7646 - Election Day Reporting	880	47	5.34	21	16	3	1	0	6	0
Pct 7646 - VBM Reporting	880	174	19.77	91	51	21	0	0	11	0
Pct 7647 - Election Day Reporting	835	40	4.79	13	24	2	0	0	1	1
Pct 7647 - VBM Reporting	835	89	10.66	32	45	7	0	0	7	0
Pct 7648 MB - Election Day Repo	85	1	1.18	0	1	0	0	0	0	0
Pct 7648 MB - VBM Reporting	85	20	23.53	7	9	2	0	0	2	0
Pct 7701 - Election Day Reporting	881	99	11.24	41	35	17	0	0	6	0
Pct 7701 - VBM Reporting	881	205	23.27	106	62	28	1	0	9	0
Pct 7702 - Election Day Reporting	678	69	10.18	36	24	6	0	0	3	0
Pct 7702 - VBM Reporting	678	196	28.91	99	44	38	0	0	16	0
Pct 7703 MB - Election Day Repo	146	1	0.68	0	0	0	0	0	1	0
Pct 7703 MB - VBM Reporting	146	38	26.03	20	12	2	1	0	2	1
Pct 7704 - Election Day Reporting	887	87	9.81	44	29	10	0	0	4	0
Pct 7704 - VBM Reporting	887	277	31.23	131	75	55	0	0	20	1
Pct 7705 - Election Day Reporting	509	70	13.75	39	16	10	0	0	5	0
Pct 7705 - VBM Reporting	509	144	28.29	87	33	17	0	0	8	0
Pct 7706 - Election Day Reporting	785	114	14.52	57	29	20	1	0	7	0
Pct 7706 - VBM Reporting	785	206	26.24	113	47	30	2	0	17	0
Pct 7707 - Election Day Reporting	779	111	14.25	59	44	13	0	0	1	0
Pct 7707 - VBM Reporting	779	225	29.40	128	54	32	0	0	16	0
Pct 7708 - Election Day Reporting	819	92	11.23	44	36	10	0	0	2	0
Pct 7708 - VBM Reporting	819	235	28.69	125	64	32	0	0	15	0
Pct 7709 - Election Day Reporting	325	48	14.77	14	28	3	0	0	3	0
Pct 7709 - VBM Reporting	325	90	27.69	33	44	7	0	0	6	0
Pct 7711 - Election Day Reporting	713	94	13.18	46	40	4	0	0	4	0
Pct 7711 - VBM Reporting	713	188	26.37	96	60	24	0	0	9	0
Pct 7712 - Election Day Reporting	490	66	13.47	28	30	5	0	0	3	0
Pct 7712 - VBM Reporting	490	120	24.49	53	49	14	1	0	4	0
Pct 7801 - Election Day Reporting	904	118	13.05	64	43	2	0	0	9	0
Pct 7801 - VBM Reporting	904	230	25.44	123	80	14	0	0	15	0
Pct 7802 - Election Day Reporting	713	100	14.03	41	52	3	0	0	4	0
Pct 7802 - VBM Reporting	713	174	24.40	88	69	10	0	0	7	0
Pct 7803 - Election Day Reporting	774	77	9.95	38	31	2	0	0	6	0
Pct 7803 - VBM Reporting	774	261	33.72	121	112	14	0	0	11	0
Pct 7804 - Election Day Reporting	833	114	13.69	51	47	7	1	0	8	0
Pct 7804 - VBM Reporting	833	220	26.41	93	90	17	0	0	15	0
Pct 7805 - Election Day Reporting	803	94	11.71	36	54	0	0	0	4	0
Pct 7805 - VBM Reporting	803	182	22.67	75	87	6	1	0	15	0
Pct 7806 - Election Day Reporting	677	81	11.96	39	39	1	0	0	2	0
Pct 7806 - VBM Reporting	677	126	18.61	63	50	10	0	0	3	0

**THE CITY AND COUNTY OF SAN FRANCISCO Statement of Vote  
PRIMARY ELECTION JUNE 2014**

NON-PARTISAN STATE ASSEMBLY, DISTRICT 17										
	Registration	Ballots Cast	Turnout (%)	STATE ASSEMBLY, DISTRICT 17	DAVID CHIU	DAVID CAMPOS	DAVID CARLOS SALAVERRY	WRITE-IN	Under Vote	Over Vote
Pct 7807 - Election Day Reporting	672	103	15.33		33	63	2	0	5	0
Pct 7807 - VBM Reporting	672	106	15.77		40	56	3	0	8	0
Pct 7808 - Election Day Reporting	644	92	14.29		34	54	3	0	1	0
Pct 7808 - VBM Reporting	644	125	19.41		42	67	4	0	5	0
Pct 7809 - Election Day Reporting	809	104	12.86		24	70	0	1	9	0
Pct 7809 - VBM Reporting	809	163	20.15		53	90	10	0	6	0
Pct 7811 - Election Day Reporting	692	85	12.28		25	53	5	0	2	0
Pct 7811 - VBM Reporting	692	126	18.21		44	71	3	1	7	0
Pct 7812 - Election Day Reporting	798	106	13.28		44	54	3	0	7	0
Pct 7812 - VBM Reporting	798	163	20.43		80	65	11	0	6	1
Pct 7813 - Election Day Reporting	880	118	13.41		34	77	2	1	4	0
Pct 7813 - VBM Reporting	880	195	22.16		69	100	10	0	15	0
Pct 7814 - Election Day Reporting	792	73	9.22		21	49	1	0	2	0
Pct 7814 - VBM Reporting	792	103	13.01		35	56	8	1	4	1
Pct 7815 - Election Day Reporting	847	102	12.04		45	44	5	1	7	0
Pct 7815 - VBM Reporting	847	226	26.68		110	89	9	0	11	0
Pct 7816 - Election Day Reporting	832	95	11.42		46	43	2	0	4	0
Pct 7816 - VBM Reporting	832	250	30.05		107	126	6	1	8	0
Pct 7817 - Election Day Reporting	755	129	17.09		37	65	1	0	6	0
Pct 7817 - VBM Reporting	755	176	23.31		69	93	3	0	8	0
Pct 7818 - Election Day Reporting	809	108	13.35		33	68	1	0	6	0
Pct 7818 - VBM Reporting	809	175	21.63		77	81	4	0	8	0
Pct 7819 - Election Day Reporting	758	113	14.91		37	67	3	0	5	1
Pct 7819 - VBM Reporting	758	154	20.32		66	68	9	1	6	0
Pct 7821 - Election Day Reporting	891	124	13.92		52	66	4	0	2	0
Pct 7821 - VBM Reporting	891	248	27.83		138	94	10	0	7	1
Pct 7822 - Election Day Reporting	863	127	14.72		47	65	6	0	9	0
Pct 7822 - VBM Reporting	863	158	18.42		56	86	9	2	3	1
Pct 7823 - Election Day Reporting	816	122	14.95		33	84	0	0	5	0
Pct 7823 - VBM Reporting	816	188	23.04		79	90	16	0	6	0
Pct 7824 - Election Day Reporting	763	101	13.24		41	48	4	0	8	0
Pct 7824 - VBM Reporting	763	166	21.76		74	74	10	0	10	0
Pct 7825 - Election Day Reporting	535	78	14.21		18	51	3	0	4	0
Pct 7825 - VBM Reporting	535	101	18.88		35	57	4	0	5	0
Pct 7826 - Election Day Reporting	642	103	16.04		30	69	0	0	5	0
Pct 7826 - VBM Reporting	642	98	15.26		41	54	2	0	5	0
Pct 7827 - Election Day Reporting	837	108	12.90		27	80	1	0	2	0
Pct 7827 - VBM Reporting	837	137	16.37		43	86	8	0	5	0
Pct 7828 - Election Day Reporting	900	96	10.67		49	36	7	1	3	0
Pct 7828 - VBM Reporting	900	235	26.11		102	99	24	1	9	1
Pct 7829 - Election Day Reporting	810	115	14.20		50	58	4	0	3	0
Pct 7829 - VBM Reporting	810	234	28.89		123	86	12	0	12	0
Pct 7831 - Election Day Reporting	851	116	13.63		48	61	1	0	6	0
Pct 7831 - VBM Reporting	851	194	22.80		111	71	10	0	8	0
Pct 7832 - Election Day Reporting	759	94	12.38		47	45	0	0	2	0
Pct 7832 - VBM Reporting	759	211	27.80		103	80	13	1	9	0
Pct 7833 - Election Day Reporting	742	78	10.51		24	44	4	0	6	0
Pct 7833 - VBM Reporting	742	148	19.95		54	70	6	0	16	0
Pct 7834 - Election Day Reporting	823	105	12.76		23	75	3	0	4	0
Pct 7834 - VBM Reporting	823	130	15.80		49	68	4	0	9	0
Pct 7835 - Election Day Reporting	765	69	9.02		28	28	4	0	9	0
Pct 7835 - VBM Reporting	765	193	25.23		82	82	18	0	7	0
Pct 7836 - Election Day Reporting	880	106	12.05		41	52	9	1	3	0
Pct 7836 - VBM Reporting	880	230	26.14		92	110	19	0	6	0
Pct 7837 - Election Day Reporting	853	125	14.65		68	54	0	0	3	0
Pct 7837 - VBM Reporting	853	207	24.27		118	62	16	0	18	0
Pct 7838 - Election Day Reporting	846	105	12.88		55	45	2	1	8	0

**THE CITY AND COUNTY OF SAN FRANCISCO Statement of Vote  
PRIMARY ELECTION JUNE 2014**

NON-PARTISAN STATE ASSEMBLY, DISTRICT 17																		
	Registration	Ballots Cast	Turnout (%)	STATE ASSEMBLY, DISTRICT 17	DAVID CHU	DAVID CAMPOS	DAVID CARLOS SALAVERRY	WRITE-IN	Under Vote	Over Vote								
Pct 7838 - VBM Reporting	846	238	28.13		112	89	16	0	13	0								
Pct 7839 - Election Day Reporting	805	98	12.17		50	35	9	0	4	0								
Pct 7839 - VBM Reporting	805	232	28.82		111	89	22	0	9	0								
Pct 7841 - Election Day Reporting	874	124	14.19		54	59	6	0	5	0								
Pct 7841 - VBM Reporting	874	175	20.02		74	70	20	2	9	0								
Pct 7842 - Election Day Reporting	832	111	13.34		43	62	4	0	3	0								
Pct 7842 - VBM Reporting	832	148	17.79		53	74	15	0	6	1								
Pct 7843 - Election Day Reporting	740	96	12.97		32	63	0	0	2	0								
Pct 7843 - VBM Reporting	740	131	17.70		39	75	7	1	8	0								
Pct 7844 - Election Day Reporting	680	72	10.59		26	43	0	0	2	1								
Pct 7844 - VBM Reporting	680	121	17.79		29	74	8	0	5	0								
Pct 7845 - Election Day Reporting	839	102	12.16		62	34	4	0	2	0								
Pct 7845 - VBM Reporting	839	176	20.98		92	64	10	0	13	0								
Pct 7846 - Election Day Reporting	863	108	12.51		59	44	3	0	2	0								
Pct 7846 - VBM Reporting	863	206	23.87		119	62	15	0	10	0								
Pct 7847 - Election Day Reporting	845	107	12.66		43	53	9	0	2	0								
Pct 7847 - VBM Reporting	845	199	23.55		98	81	15	0	9	0								
Pct 7848 - Election Day Reporting	861	116	13.47		46	61	3	1	5	0								
Pct 7848 - VBM Reporting	861	197	22.88		99	76	5	0	14	0								
Pct 7849 - Election Day Reporting	885	128	14.46		48	75	2	0	3	0								
Pct 7849 - VBM Reporting	885	166	18.76		71	77	6	0	16	0								
Pct 7851 - Election Day Reporting	492	64	13.01		50	9	3	0	2	0								
Pct 7851 - VBM Reporting	492	154	31.30		103	28	12	0	11	0								
Pct 7852 - Election Day Reporting	604	87	14.40		41	38	4	0	3	1								
Pct 7852 - VBM Reporting	604	193	31.95		84	71	21	0	13	0								
Pct 7853 - Election Day Reporting	805	86	10.68		48	27	5	1	5	0								
Pct 7853 - VBM Reporting	805	194	24.10		86	79	18	0	8	0								
Pct 7854 - Election Day Reporting	845	101	11.95		41	44	8	1	6	1								
Pct 7854 - VBM Reporting	845	184	21.78		89	69	17	0	9	0								
Pct 7855 - Election Day Reporting	873	104	11.91		40	59	3	0	2	0								
Pct 7855 - VBM Reporting	873	175	20.50		72	76	20	1	7	0								
Pct 7856 - Election Day Reporting	766	101	13.19		52	42	2	0	5	0								
Pct 7856 - VBM Reporting	766	147	19.19		78	51	11	0	10	0								
Pct 7857 - Election Day Reporting	864	102	11.81		29	64	7	0	2	0								
Pct 7857 - VBM Reporting	864	191	22.11		79	85	10	1	15	0								
Pct 7858 - Election Day Reporting	691	86	12.88		29	54	3	0	3	0								
Pct 7858 - VBM Reporting	691	106	15.34		39	62	1	0	3	0								
Pct 7859 - Election Day Reporting	788	104	13.20		43	47	7	0	7	0								
Pct 7859 - VBM Reporting	788	197	25.00		108	60	20	0	9	1								
Pct 7861 - Election Day Reporting	821	95	11.57		42	45	2	0	6	0								
Pct 7861 - VBM Reporting	821	178	21.68		85	62	14	1	12	0								
Pct 7862 - Election Day Reporting	850	129	15.18		58	61	6	0	4	0								
Pct 7862 - VBM Reporting	850	177	20.82		84	70	11	0	11	1								
Pct 7863 - Election Day Reporting	841	127	15.10		50	67	5	0	6	0								
Pct 7863 - VBM Reporting	841	146	17.36		66	63	7	0	11	0								
Pct 7864 - Election Day Reporting	752	85	11.30		31	44	2	0	8	0								
Pct 7864 - VBM Reporting	752	130	17.29		60	45	12	0	11	0								
Pct 7865 - Election Day Reporting	788	101	12.82		30	60	5	1	5	0								
Pct 7865 - VBM Reporting	788	173	21.95		62	87	18	0	10	0								
Pct 7866 - Election Day Reporting	785	106	13.86		54	36	13	0	3	0								
Pct 7866 - VBM Reporting	785	243	31.76		127	70	32	0	8	0								
Pct 7867 - Election Day Reporting	865	123	14.22		54	61	4	0	5	0								
Pct 7867 - VBM Reporting	865	237	27.40		115	91	15	1	12	0								
Pct 7868 - Election Day Reporting	799	81	10.14		39	29	6	1	6	0								
Pct 7868 - VBM Reporting	799	238	29.79		121	85	25	0	4	0								
Pct 7869 - Election Day Reporting	813	110	13.53		45	57	3	0	5	0								
Pct 7869 - VBM Reporting	813	233	28.66		93	101	24	0	14	0								



**THE CITY AND COUNTY OF SAN FRANCISCO Statement of Vote  
PRIMARY ELECTION JUNE 2014**

NON-PARTISAN STATE ASSEMBLY, DISTRICT 17										
	Registration	Ballois Cast	Turnout (%)	STATE ASSEMBLY, DISTRICT 17	DAVID CHU	DAVID CAMPOS	DAVID CARLOS SALAVERRY	WRITE-IN	Under Vote	Over Vote
Pct 7871 - Election Day Reporting	827	130	15.72		64	51	9	1	5	0
Pct 7871 - VBM Reporting	827	210	25.39		126	71	2	0	14	0
Pct 7872 - Election Day Reporting	851	140	16.45		61	65	7	0	7	0
Pct 7872 - VBM Reporting	851	180	21.15		93	72	9	0	9	0
Pct 7873 - Election Day Reporting	839	126	15.02		43	67	4	0	12	0
Pct 7873 - VBM Reporting	839	205	24.43		87	89	9	0	19	0
Pct 7874 - Election Day Reporting	441	51	11.56		16	31	2	0	1	0
Pct 7874 - VBM Reporting	441	106	24.04		54	42	2	1	8	0
Pct 7875 - Election Day Reporting	550	58	10.55		20	33	2	0	2	0
Pct 7875 - VBM Reporting	550	127	23.09		47	63	10	0	4	0
Pct 7901 - Election Day Reporting	939	67	7.14		15	47	1	1	3	0
Pct 7901 - VBM Reporting	939	163	17.36		59	88	9	0	4	4
Pct 7902 - Election Day Reporting	805	75	9.32		19	49	2	2	3	0
Pct 7902 - VBM Reporting	805	106	13.17		36	61	5	1	3	1
Pct 7903 - Election Day Reporting	808	77	9.53		11	58	1	0	7	0
Pct 7903 - VBM Reporting	808	127	15.72		44	69	11	0	3	2
Pct 7904 - Election Day Reporting	794	53	6.68		14	32	3	0	2	1
Pct 7904 - VBM Reporting	794	131	16.50		52	64	9	0	5	0
Pct 7905 - Election Day Reporting	785	87	11.08		19	59	4	0	5	0
Pct 7905 - VBM Reporting	785	147	18.73		50	81	9	0	6	0
Pct 7906 - Election Day Reporting	712	77	10.81		19	53	2	0	3	0
Pct 7906 - VBM Reporting	712	100	14.04		38	51	5	0	8	0
Pct 7907 - Election Day Reporting	883	85	9.63		31	52	2	0	0	0
Pct 7907 - VBM Reporting	883	139	15.74		40	85	3	1	9	0
Pct 7908 - Election Day Reporting	921	131	14.22		30	91	6	0	4	0
Pct 7908 - VBM Reporting	921	191	20.74		61	102	13	1	12	5
Pct 7909 - Election Day Reporting	696	69	9.91		10	56	1	0	2	0
Pct 7909 - VBM Reporting	696	103	14.80		32	66	0	1	5	0
Pct 7911 - Election Day Reporting	832	97	11.66		29	66	2	0	0	0
Pct 7911 - VBM Reporting	832	120	14.42		37	73	4	1	6	0
Pct 7912 - Election Day Reporting	831	98	11.79		15	77	4	0	3	0
Pct 7912 - VBM Reporting	831	153	18.41		45	86	11	2	9	0
Pct 7913 - Election Day Reporting	797	98	12.30		30	63	2	0	3	0
Pct 7913 - VBM Reporting	797	113	14.18		49	47	10	1	6	0
Pct 7914 - Election Day Reporting	793	98	12.36		16	77	2	0	3	0
Pct 7914 - VBM Reporting	793	146	18.41		35	95	7	0	4	5
Pct 7915 - Election Day Reporting	738	91	12.33		22	61	7	0	3	0
Pct 7915 - VBM Reporting	738	96	13.01		29	56	6	0	3	1
Pct 7916 - Election Day Reporting	810	128	15.56		36	78	1	1	8	2
Pct 7916 - VBM Reporting	810	124	15.31		37	81	4	0	2	1
Pct 7917 - Election Day Reporting	905	128	14.14		25	91	7	0	4	0
Pct 7917 - VBM Reporting	905	139	15.36		37	86	13	0	5	1
Pct 7918 - Election Day Reporting	728	100	13.74		24	68	3	0	5	0
Pct 7918 - VBM Reporting	728	100	13.74		23	70	4	1	1	1
Pct 7919 - Election Day Reporting	792	104	13.13		22	75	0	0	7	0
Pct 7919 - VBM Reporting	792	110	13.89		24	77	5	0	4	0
Pct 7921 - Election Day Reporting	793	88	11.10		21	59	4	0	4	0
Pct 7921 - VBM Reporting	793	108	13.62		32	69	6	0	2	0
Pct 7922 - Election Day Reporting	796	101	12.69		24	71	2	0	3	1
Pct 7922 - VBM Reporting	796	125	15.70		36	80	6	0	4	0
Pct 7923 - Election Day Reporting	784	118	15.05		15	96	4	1	2	0
Pct 7923 - VBM Reporting	784	135	17.22		40	80	10	1	4	0
Pct 7924 - Election Day Reporting	769	98	12.48		16	73	2	0	4	1
Pct 7924 - VBM Reporting	769	134	17.43		37	81	14	0	3	0
Pct 7925 - Election Day Reporting	520	65	12.50		10	50	3	0	2	0
Pct 7925 - VBM Reporting	520	80	15.38		18	56	5	0	1	0
Pct 7926 - Election Day Reporting	772	117	15.16		30	83	3	0	1	0

**THE CITY AND COUNTY OF SAN FRANCISCO Statement of Vote  
PRIMARY ELECTION JUNE 2014**

NON-PARTISAN STATE ASSEMBLY, DISTRICT 17										
	Registration	Ballots Cast	Turnout (%)	STATE ASSEMBLY, DISTRICT 17	DAVID CHU	DAVID CAMPOS	DAVID CARLOS SALAVERRY	WRITE-IN	Under Vote	Over Vote
Pct 7926 - VBM Reporting	772	163	21.11	41	108	8	1	5	0	
Pct 7927 - Election Day Reporting	696	115	16.52	36	73	3	2	1	0	
Pct 7927 - VBM Reporting	696	143	20.55	75	60	6	0	2	0	
Pct 7928 - Election Day Reporting	848	135	15.92	37	90	4	0	4	0	
Pct 7928 - VBM Reporting	848	165	19.46	54	97	6	2	9	0	
Pct 7929 - Election Day Reporting	797	122	15.31	47	68	3	0	4	0	
Pct 7929 - VBM Reporting	797	208	26.10	68	128	7	0	5	0	
Pct 7931 - Election Day Reporting	703	109	15.50	35	68	3	0	3	0	
Pct 7931 - VBM Reporting	703	203	28.88	71	117	9	0	7	0	
Pct 7932 - Election Day Reporting	504	65	12.90	21	36	5	1	2	0	
Pct 7932 - VBM Reporting	504	108	21.63	43	53	10	1	3	0	
Pct 7933 MB - Election Day Repo	9	0	0.00	0	0	0	0	0	0	
Pct 7933 MB - VBM Reporting	9	3	33.33	0	3	0	0	0	0	
Pct 7934 - Election Day Reporting	777	108	13.90	27	76	2	0	2	1	
Pct 7934 - VBM Reporting	777	177	22.78	45	119	7	0	7	0	
Pct 7935 - Election Day Reporting	885	162	18.31	51	99	3	2	7	0	
Pct 7935 - VBM Reporting	885	248	28.02	100	128	12	1	8	1	
Pct 7936 - Election Day Reporting	798	140	17.54	37	96	3	0	4	0	
Pct 7936 - VBM Reporting	798	176	22.06	57	100	8	1	8	1	
Pct 7937 - Election Day Reporting	808	110	13.61	21	77	7	0	5	0	
Pct 7937 - VBM Reporting	808	179	22.15	49	110	9	1	10	0	
Pct 7938 - Election Day Reporting	704	95	13.49	20	70	2	0	3	0	
Pct 7938 - VBM Reporting	704	115	16.34	40	69	5	0	2	1	
Pct 7939 - Election Day Reporting	670	100	14.93	40	54	2	0	4	0	
Pct 7939 - VBM Reporting	670	148	22.09	50	87	7	0	6	0	
Pct 7941 - Election Day Reporting	733	83	11.32	35	42	1	2	3	0	
Pct 7941 - VBM Reporting	733	139	18.96	46	80	5	0	8	1	
Pct 7942 - Election Day Reporting	798	80	10.03	33	40	3	0	4	0	
Pct 7942 - VBM Reporting	798	171	21.43	57	88	14	0	12	0	
Pct 7943 - Election Day Reporting	801	98	12.23	39	51	5	0	3	0	
Pct 7943 - VBM Reporting	801	179	22.35	73	89	13	0	5	0	
Pct 7944 - Election Day Reporting	748	112	14.97	30	74	3	2	3	0	
Pct 7944 - VBM Reporting	748	147	19.65	54	77	11	0	5	0	
Pct 7945 - Election Day Reporting	790	37	4.68	9	27	1	0	0	0	
Pct 7945 - VBM Reporting	790	164	20.76	52	89	13	1	9	0	
Pct 7946 - Election Day Reporting	854	65	7.61	21	37	4	0	3	0	
Pct 7946 - VBM Reporting	854	223	26.11	119	69	22	0	13	0	
Pct 7947 - Election Day Reporting	814	46	5.90	17	24	6	0	0	1	
Pct 7947 - VBM Reporting	814	182	22.36	107	43	20	0	11	1	
Pct 7948 - Election Day Reporting	819	71	8.67	36	26	6	0	3	0	
Pct 7948 - VBM Reporting	819	184	22.47	84	60	24	1	18	0	
Pct 7949 - Election Day Reporting	496	36	7.26	15	14	5	0	2	0	
Pct 7949 - VBM Reporting	496	133	26.81	84	36	8	0	7	0	
Pct 7951 - Election Day Reporting	705	58	8.37	24	26	4	1	4	0	
Pct 7951 - VBM Reporting	705	200	28.37	107	57	26	0	11	0	
Pct 7952 - Election Day Reporting	687	46	6.70	19	24	2	0	1	0	
Pct 7952 - VBM Reporting	687	171	24.89	105	42	14	0	8	1	
Pct 7953 - Election Day Reporting	742	67	9.03	30	31	4	1	1	0	
Pct 7953 - VBM Reporting	742	195	26.28	96	68	25	0	8	1	
Pct 7954 MB - Election Day Repo	0	0	0.00	0	0	0	0	0	0	
Pct 7954 MB - VBM Reporting	0	0	0.00	0	0	0	0	0	0	
Pct 7955 - Election Day Reporting	768	56	7.29	20	23	11	0	1	1	
Pct 7955 - VBM Reporting	768	177	23.05	95	45	25	0	15	1	
Pct 7956 - Election Day Reporting	628	37	5.89	21	12	3	0	1	0	
Pct 7956 - VBM Reporting	628	164	26.11	89	44	21	1	5	2	
Pct 7957 - Election Day Reporting	570	46	8.07	19	22	4	0	1	0	
Pct 7957 - VBM Reporting	570	122	21.40	57	46	10	1	8	0	

**THE CITY AND COUNTY OF SAN FRANCISCO Statement of Vote  
PRIMARY ELECTION JUNE 2014**

NON-PARTISAN STATE ASSEMBLY, DISTRICT 17										
	Registration	Ballots Cast	Turnout (%)	STATE ASSEMBLY, DISTRICT 17	DAVID CHIU	DAVID CAMPOS	DAVID CARLOS SALAVERRY	WRITE-IN	Under Vote	Over Vote
Pct 7958 MB - Election Day Repo	250	2	0.80		0	2	0	0	0	0
Pct 7958 MB - VBM Reporting	250	87	34.80		41	33	8	0	8	0
Pct 9900 MB - Election Day Repo	0	0	0.00		0	0	0	0	0	0
Pct 9900 MB - VBM Reporting	0	0	0.00		0	0	0	0	0	0
Pct 9901 MB - Election Day Repo	0	0	0.00		0	0	0	0	0	0
Pct 9901 MB - VBM Reporting	0	0	0.00		0	0	0	0	0	0
Pct 9902 MB - Election Day Repo	0	0	0.00		0	0	0	0	0	0
Pct 9902 MB - VBM Reporting	0	0	0.00		0	0	0	0	0	0
Election Day Reporting Totals	251482	24469	9.73		9623	12244	1339	63	1193	26
VBM Reporting Totals	251482	52464	20.86		25240	19707	4504	134	2833	161
District Totals - Absentee										
District Grand Totals										
12TH CONGRESSIONAL DISTRICT	251482	76933	30.59	34863	31951	5843	197	4026	187	
13TH CONGRESSIONAL DISTRICT	0	0	0.00	0	0	0	0	0	0	0
14TH CONGRESSIONAL DISTRICT	0	0	0.00	0	0	0	0	0	0	0
11TH SENATORIAL DISTRICT	251482	76933	30.59	34863	31951	5843	197	4026	187	
17TH ASSEMBLY DISTRICT	251482	76933	30.59	34863	31951	5843	197	4026	187	
BOARD OF EQ. DISTRICT 2	251482	76933	30.59	34863	31951	5843	197	4026	187	
SUPERVISORIAL DISTRICT 1	118	30	25.42	14	14	1	0	1	0	0
SUPERVISORIAL DISTRICT 2	5880	1864	31.70	1007	484	244	2	127	4	4
SUPERVISORIAL DISTRICT 3	33270	10359	31.14	6180	2675	1012	24	495	19	19
SUPERVISORIAL DISTRICT 5	35868	10217	28.49	4219	4716	660	28	577	24	24
SUPERVISORIAL DISTRICT 6	34002	9061	26.65	4233	3286	894	31	594	49	49
SUPERVISORIAL DISTRICT 7	7012	2779	39.63	1393	855	377	6	161	2	2
SUPERVISORIAL DISTRICT 8	53322	19099	35.82	8316	8714	1039	30	949	12	12
SUPERVISORIAL DISTRICT 9	38405	12015	31.28	4093	6716	689	37	480	39	39
SUPERVISORIAL DISTRICT 10	34787	8866	25.49	4247	3409	667	30	516	28	28
SUPERVISORIAL DISTRICT 11	8818	2643	29.97	1161	1082	260	9	126	11	11
CITY/COUNTY OF SAN FRANCISCO	251482	76933	30.59	34863	31951	5843	197	4026	187	
BAYVIEW/HUNTERS POINT	16695	3854	23.08	1953	1390	272	11	224	18	18
CHINATOWN	14573	4367	29.97	2721	1036	409	7	205	8	8
CIVIC CENTER/DOWNTOWN	24423	6806	27.88	3475	2371	593	27	323	33	33
DIAMOND HEIGHTS	6435	2633	40.92	1344	932	215	5	122	2	2
EXCELSIOR (OUTER MISSION)	8818	2643	29.97	1161	1082	260	9	126	11	11
HAIGHT ASHBURY	13174	3684	27.96	1499	1788	197	8	197	2	2
INNER SUNSET	1641	520	31.69	232	216	31	1	40	1	1
MARINA/PACIFIC HEIGHTS	8567	2651	30.94	1397	736	328	2	185	8	8
MISSION	28168	7962	28.27	2425	4813	356	19	336	32	32
NOE VALLEY	15911	5531	34.76	2509	2372	342	10	297	2	2
NORTH BERNAL HTS	8108	3099	38.22	973	1892	126	12	100	3	3
NORTH EMBARCADERO	6066	2166	35.71	1286	519	256	6	112	1	1
PORTOLA	7972	2539	31.85	1269	855	274	5	138	9	9
POTRERO HILL	12285	3536	28.78	1502	1541	260	14	229	5	5
SOUTH BERNAL HEIGHT	8738	3004	34.38	1137	1557	158	6	147	2	2
SOUTH OF MARKET	18900	5193	27.48	2482	1752	559	13	387	23	23
UPPER MARKET/EUREKA VALL	17459	6607	37.84	2873	3086	298	10	314	3	3
VISITATION VALLEY	7057	1813	25.69	1022	514	181	7	87	5	5
WEST OF TWIN PEAKS	6522	2583	39.76	1312	776	358	5	154	2	2
WESTERN ADDITION	21502	6234	28.99	2531	2908	417	21	331	20	20
Grand Totals	251482	76933	30.59	34863	31951	5843	197	4026	187	

**THE CITY AND COUNTY OF SAN FRANCISCO Statement of Vote  
PRIMARY ELECTION JUNE 2014**

NON-PARTISAN STATE ASSEMBLY, DISTRICT 19										
	Registration	Ballots Cast	Turnout (%)	STATE ASSEMBLY, DISTRICT 19 RENE PINEDA	PHIL TING	WRITE-IN	Under Vote	Over Vote		
Pct 1101 - Election Day Reporting	484	33	7.23	5	26	0	4	0		
Pct 1101 - VBM Reporting	484	106	21.90	20	81	1	4	0		
Pct 1102 - Election Day Reporting	873	94	10.77	12	69	1	12	0		
Pct 1102 - VBM Reporting	873	192	21.99	43	140	0	10	0		
Pct 1103 - Election Day Reporting	827	76	9.19	12	58	0	6	0		
Pct 1103 - VBM Reporting	827	218	26.00	42	161	1	12	0		
Pct 1104/1105 - Election Day Rep	817	65	7.96	16	41	2	6	0		
Pct 1104/1105 - VBM Reporting	817	155	18.97	29	117	2	7	0		
Pct 1106 - Election Day Reporting	681	43	6.31	5	33	0	5	0		
Pct 1106 - VBM Reporting	681	144	21.15	29	105	1	9	0		
Pct 1107 - Election Day Reporting	661	45	6.81	5	38	1	1	0		
Pct 1107 - VBM Reporting	661	124	18.76	14	101	0	10	0		
Pct 1108 - Election Day Reporting	827	57	6.89	1	48	0	8	0		
Pct 1108 - VBM Reporting	827	195	23.58	23	164	3	9	0		
Pct 1109 - Election Day Reporting	707	49	6.93	5	42	0	2	0		
Pct 1109 - VBM Reporting	707	164	23.20	24	115	1	21	0		
Pct 1111 - Election Day Reporting	859	66	7.68	15	43	0	8	0		
Pct 1111 - VBM Reporting	859	194	22.58	46	139	0	11	0		
Pct 1112 - Election Day Reporting	638	32	5.02	3	24	0	5	0		
Pct 1112 - VBM Reporting	638	124	19.44	12	103	2	7	0		
Pct 1113 - Election Day Reporting	622	28	4.50	3	21	1	3	0		
Pct 1113 - VBM Reporting	622	155	24.92	44	105	4	3	0		
Pct 1114 - Election Day Reporting	788	62	7.87	18	40	1	3	0		
Pct 1114 - VBM Reporting	788	161	20.43	56	95	0	9	1		
Pct 1115 - Election Day Reporting	760	33	4.34	4	26	0	2	0		
Pct 1115 - VBM Reporting	760	132	17.37	31	92	0	9	0		
Pct 1116 - Election Day Reporting	781	38	4.87	5	26	1	7	0		
Pct 1116 - VBM Reporting	781	167	21.38	14	144	1	7	0		
Pct 1117 - Election Day Reporting	711	51	7.17	10	35	0	7	0		
Pct 1117 - VBM Reporting	711	139	19.55	27	101	3	8	1		
Pct 1118 - Election Day Reporting	855	55	6.43	6	45	1	3	0		
Pct 1118 - VBM Reporting	855	178	20.82	30	135	3	10	0		
Pct 1119 - Election Day Reporting	676	34	5.03	6	26	1	2	0		
Pct 1119 - VBM Reporting	676	133	19.67	17	107	5	1	2		
Pct 1121 - Election Day Reporting	597	53	8.88	10	41	2	0	0		
Pct 1121 - VBM Reporting	597	136	22.78	16	108	0	14	0		
Pct 1122 - Election Day Reporting	541	33	6.10	4	29	0	0	0		
Pct 1122 - VBM Reporting	541	112	20.70	22	77	0	13	0		
Pct 1123 - Election Day Reporting	798	32	4.01	4	26	0	2	0		
Pct 1123 - VBM Reporting	798	108	13.53	14	86	0	9	0		
Pct 1124 - Election Day Reporting	673	40	5.94	8	28	0	4	0		
Pct 1124 - VBM Reporting	673	102	15.16	14	81	1	7	0		
Pct 1125 - Election Day Reporting	846	16	1.89	6	9	0	1	0		
Pct 1125 - VBM Reporting	846	174	20.57	33	132	1	8	0		
Pct 1126 - Election Day Reporting	789	25	3.68	8	21	0	0	0		
Pct 1126 - VBM Reporting	789	160	20.28	29	126	0	3	0		
Pct 1127 - Election Day Reporting	791	69	8.72	17	45	1	6	0		
Pct 1127 - VBM Reporting	791	164	20.73	34	117	1	12	0		
Pct 1128 - Election Day Reporting	719	40	5.56	15	26	0	1	0		
Pct 1128 - VBM Reporting	719	168	23.37	41	112	2	13	0		
Pct 1129 - Election Day Reporting	791	50	6.32	21	25	1	3	0		
Pct 1129 - VBM Reporting	791	165	20.86	33	123	1	7	0		
Pct 1131 - Election Day Reporting	702	32	4.56	7	20	1	4	0		
Pct 1131 - VBM Reporting	702	161	22.93	28	119	0	13	0		
Pct 1132 - Election Day Reporting	829	61	7.36	11	42	1	7	0		
Pct 1132 - VBM Reporting	829	191	23.04	40	144	0	5	0		
Pct 1133 - Election Day Reporting	769	37	4.81	8	27	0	2	0		

THE CITY AND COUNTY OF SAN FRANCISCO Statement of Vote  
PRIMARY ELECTION JUNE 2014

NON-PARTISAN STATE ASSEMBLY, DISTRICT 19										
	Registration	Ballots Cast	Turnout (%)	STATE ASSEMBLY, DISTRICT 19	RENE PINEDA	PHIL TING	WRITE-IN	Under Vote	Over Vote	
Pct 1133 - VBM Reporting	769	191	24.84		48	129	1	13	0	
Pct 1134 - Election Day Reporting	688	48	6.98		8	36	0	3	0	
Pct 1134 - VBM Reporting	688	146	21.22		32	100	2	11	0	
Pct 1135 - Election Day Reporting	456	27	5.92		5	19	1	2	0	
Pct 1135 - VBM Reporting	456	121	26.54		28	87	0	7	0	
Pct 1136 - Election Day Reporting	707	30	4.24		10	19	0	1	0	
Pct 1136 - VBM Reporting	707	179	25.32		37	129	2	13	0	
Pct 9001 MB - Election Day Reporting	234	7	0.43		0	0	0	1	0	
Pct 9001 MB - VBM Reporting	234	57	24.36		9	43	1	5	0	
Pct 9101 - Election Day Reporting	820	78	9.51		13	56	1	8	0	
Pct 9101 - VBM Reporting	820	186	22.68		36	134	2	14	0	
Pct 9102 - Election Day Reporting	834	74	8.87		19	49	0	6	0	
Pct 9102 - VBM Reporting	834	165	19.78		31	130	1	5	0	
Pct 9103 - Election Day Reporting	824	81	9.83		12	67	1	1	0	
Pct 9103 - VBM Reporting	824	156	18.93		33	117	1	7	0	
Pct 9104 - Election Day Reporting	852	62	7.28		6	50	0	6	0	
Pct 9104 - VBM Reporting	852	156	18.54		24	126	1	6	1	
Pct 9105 - Election Day Reporting	874	78	8.92		5	66	0	7	0	
Pct 9105 - VBM Reporting	874	171	19.57		35	118	1	18	0	
Pct 9106 - Election Day Reporting	831	79	9.51		10	52	2	15	0	
Pct 9106 - VBM Reporting	831	146	17.57		28	108	2	11	0	
Pct 9107 - Election Day Reporting	747	82	10.98		13	52	0	16	1	
Pct 9107 - VBM Reporting	747	120	16.06		23	80	1	16	0	
Pct 9108 - Election Day Reporting	705	62	8.79		8	48	0	6	0	
Pct 9108 - VBM Reporting	705	103	14.61		12	78	2	13	0	
Pct 9109 - Election Day Reporting	748	78	10.43		12	64	0	2	0	
Pct 9109 - VBM Reporting	748	135	18.05		16	112	0	7	0	
Pct 9111 - Election Day Reporting	694	53	7.64		10	37	1	5	0	
Pct 9111 - VBM Reporting	694	105	15.13		13	83	0	9	0	
Pct 9112 - Election Day Reporting	848	72	8.49		11	56	0	5	0	
Pct 9112 - VBM Reporting	848	149	17.57		17	121	1	12	0	
Pct 9113 - Election Day Reporting	924	94	10.17		22	67	0	5	0	
Pct 9113 - VBM Reporting	924	186	20.13		22	157	1	6	0	
Pct 9114 - Election Day Reporting	777	60	7.72		6	49	0	5	0	
Pct 9114 - VBM Reporting	777	148	19.05		19	114	0	14	0	
Pct 9115 - Election Day Reporting	819	67	8.18		7	53	2	5	0	
Pct 9115 - VBM Reporting	819	128	15.38		19	93	3	11	0	
Pct 9116 - Election Day Reporting	838	68	8.11		10	50	2	6	0	
Pct 9116 - VBM Reporting	838	135	16.11		22	104	1	9	0	
Pct 9117 - Election Day Reporting	684	77	11.26		7	63	0	7	0	
Pct 9117 - VBM Reporting	684	177	25.88		22	145	1	9	0	
Pct 9118 - Election Day Reporting	836	69	8.25		8	58	0	5	0	
Pct 9118 - VBM Reporting	836	147	17.58		30	112	0	6	0	
Pct 9119 - Election Day Reporting	794	57	7.18		9	45	0	3	0	
Pct 9119 - VBM Reporting	794	179	22.54		33	128	1	17	0	
Pct 9121 - Election Day Reporting	797	63	7.90		13	45	0	5	0	
Pct 9121 - VBM Reporting	797	146	18.32		26	109	1	10	0	
Pct 9122 - Election Day Reporting	811	48	5.92		5	39	0	4	0	
Pct 9122 - VBM Reporting	811	175	21.58		31	141	0	4	0	
Pct 9123 - Election Day Reporting	766	68	8.88		12	50	2	4	0	
Pct 9123 - VBM Reporting	766	138	18.02		36	96	1	6	0	
Pct 9124 - Election Day Reporting	803	65	8.09		6	53	0	6	0	
Pct 9124 - VBM Reporting	803	144	17.93		23	110	1	10	0	
Pct 9125 - Election Day Reporting	783	60	7.66		3	52	2	1	0	
Pct 9125 - VBM Reporting	783	159	20.31		27	123	0	10	0	
Pct 9126 - Election Day Reporting	833	69	8.28		8	54	1	6	0	
Pct 9126 - VBM Reporting	833	194	23.29		28	140	1	24	0	

**THE CITY AND COUNTY OF SAN FRANCISCO Statement of Vote  
PRIMARY ELECTION JUNE 2014**

NON-PARTISAN STATE ASSEMBLY, DISTRICT 19										
	Registration	Ballots Cast	Turnout (%)	STATE ASSEMBLY, DISTRICT 19 RENE PINEDA	PHIL TING	WRITE-IN	Under Vote	Over Vote		
Pct 9127 - Election Day Reporting	88-4	85	9.62	10	64	2	9	0		
Pct 9127 - VBM Reporting	88-4	175	19.80	23	143	0	7	0		
Pct 9128 - Election Day Reporting	76-1	65	8.54	11	50	1	3	0		
Pct 9128 - VBM Reporting	76-1	168	22.08	34	121	0	13	0		
Pct 9129 - Election Day Reporting	64-3	71	11.04	15	52	1	3	0		
Pct 9129 - VBM Reporting	64-3	110	17.11	18	83	0	9	0		
Pct 9131 - Election Day Reporting	65-8	65	9.88	4	57	0	4	0		
Pct 9131 - VBM Reporting	65-8	140	21.28	17	114	0	9	0		
Pct 9132 - Election Day Reporting	80-4	79	9.83	13	57	0	9	0		
Pct 9132 - VBM Reporting	80-4	102	12.69	16	74	0	13	0		
Pct 9133 - Election Day Reporting	91-0	83	9.12	10	68	0	5	0		
Pct 9133 - VBM Reporting	91-0	221	24.29	29	183	1	6	0		
Pct 9134 - Election Day Reporting	72-0	45	6.25	7	28	0	10	0		
Pct 9134 - VBM Reporting	72-0	139	19.31	25	103	0	11	0		
Pct 9135 - Election Day Reporting	73-2	75	10.25	17	49	0	9	0		
Pct 9135 - VBM Reporting	73-2	146	19.95	36	101	2	7	0		
Pct 9136 - Election Day Reporting	81-3	60	7.38	11	44	0	5	0		
Pct 9136 - VBM Reporting	81-3	134	16.48	19	106	1	8	0		
Pct 9137 - Election Day Reporting	84-5	77	9.11	13	56	0	8	0		
Pct 9137 - VBM Reporting	84-5	183	21.66	32	142	1	9	0		
Pct 9138 - Election Day Reporting	80-3	61	7.60	8	48	0	5	0		
Pct 9138 - VBM Reporting	80-3	179	22.29	35	139	1	6	0		
Pct 9139 - Election Day Reporting	87-6	73	8.33	21	46	0	6	0		
Pct 9139 - VBM Reporting	87-6	239	27.28	50	181	0	11	0		
Pct 9141 - Election Day Reporting	84-9	64	7.54	8	51	1	4	0		
Pct 9141 - VBM Reporting	84-9	171	20.14	29	135	0	7	0		
Pct 9142 - Election Day Reporting	83-8	54	6.44	5	46	0	2	0		
Pct 9142 - VBM Reporting	83-8	144	17.18	23	108	4	9	0		
Pct 9143 - Election Day Reporting	83-1	80	9.63	9	61	1	9	0		
Pct 9143 - VBM Reporting	83-1	170	20.46	20	141	0	10	0		
Pct 9144 - Election Day Reporting	84-4	99	11.51	13	77	0	8	0		
Pct 9144 - VBM Reporting	84-4	157	18.60	31	112	1	16	0		
Pct 9145 - Election Day Reporting	79-3	88	11.10	10	68	0	10	0		
Pct 9145 - VBM Reporting	79-3	142	17.91	23	106	0	11	0		
Pct 9146 - Election Day Reporting	82-4	66	8.01	8	55	0	3	0		
Pct 9146 - VBM Reporting	82-4	141	17.11	24	98	2	13	0		
Pct 9147 - Election Day Reporting	88-1	89	10.10	13	70	1	5	0		
Pct 9147 - VBM Reporting	88-1	135	15.32	19	108	1	10	0		
Pct 9148 - Election Day Reporting	86-2	81	9.40	5	65	2	9	0		
Pct 9148 - VBM Reporting	86-2	136	15.78	23	108	0	12	0		
Pct 9149 - Election Day Reporting	85-6	89	9.93	5	65	1	14	0		
Pct 9149 - VBM Reporting	85-6	145	16.94	26	107	0	13	0		
Pct 9151 - Election Day Reporting	70-0	58	8.29	9	40	0	9	0		
Pct 9151 - VBM Reporting	70-0	171	24.43	25	129	1	16	0		
Pct 9152 - Election Day Reporting	68-0	13	1.91	2	7	0	4	0		
Pct 9152 - VBM Reporting	68-0	84	12.35	19	60	0	5	0		
Pct 9201 - Election Day Reporting	77-3	52	6.73	9	40	0	3	0		
Pct 9201 - VBM Reporting	77-3	94	12.16	12	75	0	7	0		
Pct 9202 - Election Day Reporting	81-6	47	5.76	7	36	0	4	0		
Pct 9202 - VBM Reporting	81-6	98	12.01	15	79	0	4	0		
Pct 9203 - Election Day Reporting	83-4	62	7.43	17	35	0	10	0		
Pct 9203 - VBM Reporting	83-4	151	18.11	63	78	1	10	0		
Pct 9204 - Election Day Reporting	75-0	68	9.07	21	42	0	5	0		
Pct 9204 - VBM Reporting	75-0	147	19.60	57	75	0	16	0		
Pct 9205 - Election Day Reporting	65-1	33	5.07	5	28	0	0	0		
Pct 9205 - VBM Reporting	65-1	134	20.58	26	89	3	17	0		
Pct 9206 - Election Day Reporting	84-4	55	6.52	17	36	0	2	0		

**THE CITY AND COUNTY OF SAN FRANCISCO Statement of Vote  
PRIMARY ELECTION JUNE 2014**

NON-PARTISAN STATE ASSEMBLY, DISTRICT 19													
	Registration	Ballots Cast	Turnout (%)	STATE ASSEMBLY, DISTRICT 19 RENE PINEDA	PHIL TING	WRITE-IN	Under Vote	Over Vote					
Pct 9206 - VBM Reporting	844	184	21.80	69	98	3	15	0					
Pct 9207 - Election Day Reporting	832	73	8.77	23	47	0	3	0					
Pct 9207 - VBM Reporting	832	110	13.22	38	62	0	13	0					
Pct 9208 - Election Day Reporting	813	53	6.52	14	36	0	3	0					
Pct 9208 - VBM Reporting	813	120	14.76	40	70	1	10	0					
Pct 9209 - Election Day Reporting	630	41	6.51	9	25	0	7	0					
Pct 9209 - VBM Reporting	630	120	19.05	46	67	0	9	0					
Pct 9211 - Election Day Reporting	746	51	6.84	12	37	0	2	0					
Pct 9211 - VBM Reporting	746	109	14.61	34	64	1	10	0					
Pct 9212 - Election Day Reporting	691	39	5.64	7	27	0	5	0					
Pct 9212 - VBM Reporting	691	97	14.04	34	58	0	7	0					
Pct 9213 - Election Day Reporting	812	65	8.00	20	38	0	7	0					
Pct 9213 - VBM Reporting	812	134	16.50	32	87	0	15	0					
Pct 9214 - Election Day Reporting	544	43	7.90	11	25	0	7	0					
Pct 9214 - VBM Reporting	544	119	21.88	41	68	0	12	0					
Pct 9215 - Election Day Reporting	571	49	8.58	14	29	2	4	0					
Pct 9215 - VBM Reporting	571	101	17.69	35	57	0	10	0					
Pct 9216 - Election Day Reporting	692	58	8.38	11	40	3	4	0					
Pct 9216 - VBM Reporting	692	90	13.01	27	54	0	9	0					
Pct 9217 - Election Day Reporting	622	50	8.04	11	35	0	4	0					
Pct 9217 - VBM Reporting	622	113	18.17	37	60	1	15	0					
Pct 9218 - Election Day Reporting	685	42	6.13	4	35	0	3	0					
Pct 9218 - VBM Reporting	685	95	13.87	28	53	1	12	0					
Pct 9219 - Election Day Reporting	687	44	6.40	7	31	0	6	0					
Pct 9219 - VBM Reporting	687	109	15.87	25	76	0	8	0					
Pct 9221 - Election Day Reporting	608	68	11.18	18	40	1	9	0					
Pct 9221 - VBM Reporting	608	168	27.63	69	82	0	20	0					
Pct 9222 - Election Day Reporting	763	70	9.17	25	41	0	7	0					
Pct 9222 - VBM Reporting	763	169	22.15	49	106	1	15	0					
Pct 9223 - Election Day Reporting	550	41	7.45	7	32	0	2	0					
Pct 9223 - VBM Reporting	550	103	18.73	22	69	0	13	0					
Pct 9224 - Election Day Reporting	868	62	7.14	16	43	0	3	0					
Pct 9224 - VBM Reporting	868	210	24.19	55	140	3	13	0					
Pct 9225 - Election Day Reporting	772	59	7.64	15	35	1	8	0					
Pct 9225 - VBM Reporting	772	121	15.67	34	78	0	9	0					
Pct 9226 - Election Day Reporting	817	64	7.83	17	35	0	12	0					
Pct 9226 - VBM Reporting	817	152	18.60	47	87	0	18	0					
Pct 9227 - Election Day Reporting	692	59	8.53	10	43	1	5	0					
Pct 9227 - VBM Reporting	692	204	29.48	58	136	1	13	0					
Pct 9228 - Election Day Reporting	665	74	11.13	16	46	1	11	0					
Pct 9228 - VBM Reporting	665	174	26.17	48	109	1	19	0					
Pct 9229 - Election Day Reporting	532	53	9.96	11	36	0	6	0					
Pct 9229 - VBM Reporting	532	123	23.12	22	86	0	15	0					
Pct 9231 - Election Day Reporting	915	107	11.69	14	80	0	13	0					
Pct 9231 - VBM Reporting	915	178	19.23	27	128	2	20	0					
Pct 9232 - Election Day Reporting	675	66	9.78	10	46	0	10	0					
Pct 9232 - VBM Reporting	675	142	21.04	34	95	0	12	0					
Pct 9233 - Election Day Reporting	692	47	6.79	11	29	0	7	0					
Pct 9233 - VBM Reporting	692	182	26.30	64	99	0	23	0					
Pct 9234 - Election Day Reporting	648	63	9.72	7	48	1	8	0					
Pct 9234 - VBM Reporting	648	172	26.54	45	115	0	12	1					
Pct 9235 - Election Day Reporting	839	83	9.89	14	57	0	12	0					
Pct 9235 - VBM Reporting	839	167	19.90	58	101	0	8	0					
Pct 9236 - Election Day Reporting	636	53	8.33	12	35	1	5	0					
Pct 9236 - VBM Reporting	636	126	19.81	27	89	1	11	0					
Pct 9237 - Election Day Reporting	821	58	7.06	9	40	0	9	0					
Pct 9237 - VBM Reporting	821	159	19.37	38	101	0	17	0					

**THE CITY AND COUNTY OF SAN FRANCISCO Statement of Vote  
PRIMARY ELECTION JUNE 2014**

NON-PARTISAN STATE ASSEMBLY, DISTRICT 19										
	Registration	Ballots Cast	Turnout (%)	STATE ASSEMBLY, DISTRICT 19 RENE PINEDA	PHIL TING	WRITE-IN	Under Vote	Over Vote		
Pct 9238 - Election Day Reporting	746	45	6.03	11	28	0	6	0		
Pct 9238 - VBM Reporting	746	184	24.66	51	120	0	12	0		
Pct 9239 - Election Day Reporting	777	57	7.34	6	45	0	6	0		
Pct 9239 - VBM Reporting	777	191	24.58	67	111	1	10	0		
Pct 9241 - Election Day Reporting	879	68	7.74	20	40	1	7	0		
Pct 9241 - VBM Reporting	879	154	17.52	42	99	0	11	0		
Pct 9242 - Election Day Reporting	844	66	7.82	24	39	1	2	0		
Pct 9242 - VBM Reporting	844	156	18.48	35	106	0	15	0		
Pct 9243 - Election Day Reporting	543	47	8.66	6	40	0	1	0		
Pct 9243 - VBM Reporting	543	92	16.94	15	71	0	4	0		
Pct 9244 - Election Day Reporting	763	65	8.52	11	47	0	7	0		
Pct 9244 - VBM Reporting	763	116	15.47	19	89	1	9	0		
Pct 9245 - Election Day Reporting	631	61	9.67	16	40	2	3	0		
Pct 9245 - VBM Reporting	631	104	16.48	15	74	0	16	0		
Pct 9246 - Election Day Reporting	803	38	4.73	6	30	0	2	0		
Pct 9246 - VBM Reporting	803	152	18.93	36	101	0	15	0		
Pct 9247 - Election Day Reporting	800	57	7.13	11	43	0	2	0		
Pct 9247 - VBM Reporting	800	160	20.00	31	116	1	12	0		
Pct 9248 - Election Day Reporting	752	53	7.05	11	39	0	3	0		
Pct 9248 - VBM Reporting	752	139	18.48	30	95	1	13	0		
Pct 9249 - Election Day Reporting	805	73	9.07	13	52	0	8	0		
Pct 9249 - VBM Reporting	805	149	18.51	25	117	1	8	0		
Pct 9251 - Election Day Reporting	822	93	11.31	16	61	0	15	0		
Pct 9251 - VBM Reporting	822	155	18.86	23	114	3	17	0		
Pct 9252 - Election Day Reporting	807	63	7.81	18	41	0	4	0		
Pct 9252 - VBM Reporting	807	160	19.83	25	127	0	9	0		
Pct 9253 - Election Day Reporting	717	58	8.09	13	40	1	4	0		
Pct 9253 - VBM Reporting	717	147	20.50	28	105	0	13	0		
Pct 9254 - Election Day Reporting	818	50	6.11	6	38	0	6	0		
Pct 9254 - VBM Reporting	818	155	18.95	32	116	0	8	0		
Pct 9255 - Election Day Reporting	486	43	8.85	8	34	0	1	0		
Pct 9255 - VBM Reporting	486	62	12.76	22	38	0	2	0		
Pct 9256 - Election Day Reporting	325	16	4.92	2	14	0	0	0		
Pct 9256 - VBM Reporting	325	48	14.77	8	37	0	3	0		
Pct 9257 MB - Election Day Reporting	259	0	0.00	0	0	0	0	0		
Pct 9257 MB - VBM Reporting	259	67	25.87	7	55	1	3	0		
Pct 9258 - Election Day Reporting	590	33	5.59	5	25	0	3	0		
Pct 9258 - VBM Reporting	590	128	21.69	22	97	0	11	0		
Pct 9401 - Election Day Reporting	842	82	9.74	12	60	1	9	0		
Pct 9401 - VBM Reporting	842	135	16.03	20	112	0	6	0		
Pct 9402 - Election Day Reporting	850	64	7.44	10	48	3	3	0		
Pct 9402 - VBM Reporting	850	140	16.28	15	113	1	9	0		
Pct 9403 - Election Day Reporting	800	42	5.25	8	28	1	5	0		
Pct 9403 - VBM Reporting	800	160	20.00	36	113	1	13	0		
Pct 9404 - Election Day Reporting	821	64	7.80	10	49	0	5	0		
Pct 9404 - VBM Reporting	821	173	21.80	37	124	0	18	0		
Pct 9405 - Election Day Reporting	682	75	11.58	24	49	0	6	0		
Pct 9405 - VBM Reporting	682	120	17.60	21	90	0	10	0		
Pct 9406 - Election Day Reporting	819	69	8.42	14	47	0	8	0		
Pct 9406 - VBM Reporting	819	158	19.29	26	122	2	7	0		
Pct 9407 - Election Day Reporting	812	54	6.65	8	43	0	3	0		
Pct 9407 - VBM Reporting	812	133	16.38	19	105	1	10	0		
Pct 9408 - Election Day Reporting	717	53	7.39	7	41	0	3	0		
Pct 9408 - VBM Reporting	717	110	15.34	8	86	1	18	0		
Pct 9409 - Election Day Reporting	539	48	8.91	3	39	0	6	0		
Pct 9409 - VBM Reporting	539	95	17.63	15	69	2	12	0		
Pct 9411 - Election Day Reporting	851	62	7.28	3	61	0	5	0		



**THE CITY AND COUNTY OF SAN FRANCISCO Statement of Vote  
PRIMARY ELECTION JUNE 2014**

NON-PARTISAN STATE ASSEMBLY, DISTRICT 19										
	Registration	Ballots Cast	Turnout (%)	STATE ASSEMBLY, DISTRICT 19	RENE PINEDA	PHIL TING	WRITE-IN	Under Vote	Over Vote	
Pct 9411 - VBM Reporting	851	131	15.39	27	99	0	7	0		
Pct 9412 - Election Day Reporting	798	72	9.02	14	51	1	6	0		
Pct 9412 - VBM Reporting	798	160	20.05	20	122	2	18	0		
Pct 9413 - Election Day Reporting	821	52	6.33	7	35	0	9	1		
Pct 9413 - VBM Reporting	821	172	20.95	27	127	1	23	0		
Pct 9414 - Election Day Reporting	806	64	7.94	9	52	0	3	0		
Pct 9414 - VBM Reporting	806	170	21.09	23	131	1	12	0		
Pct 9415 - Election Day Reporting	689	54	7.84	8	42	0	2	0		
Pct 9415 - VBM Reporting	689	144	20.90	35	100	2	6	0		
Pct 9416 - Election Day Reporting	867	81	9.34	14	59	1	7	0		
Pct 9416 - VBM Reporting	867	162	18.69	27	124	1	10	0		
Pct 9417 - Election Day Reporting	676	40	5.92	10	30	2	2	0		
Pct 9417 - VBM Reporting	676	139	20.56	37	93	1	10	0		
Pct 9418 - Election Day Reporting	688	47	6.83	9	33	0	5	0		
Pct 9418 - VBM Reporting	688	154	22.38	28	108	2	13	0		
Pct 9419 - Election Day Reporting	796	76	9.55	16	51	0	9	0		
Pct 9419 - VBM Reporting	796	187	23.49	54	120	2	14	0		
Pct 9421 - Election Day Reporting	812	50	6.16	10	35	0	5	0		
Pct 9421 - VBM Reporting	812	196	24.38	28	149	1	23	0		
Pct 9422 - Election Day Reporting	925	83	8.97	23	54	0	6	0		
Pct 9422 - VBM Reporting	925	185	20.00	37	133	0	18	0		
Pct 9423 - Election Day Reporting	809	59	7.29	15	37	1	6	0		
Pct 9423 - VBM Reporting	809	151	18.67	17	123	0	11	0		
Pct 9424 - Election Day Reporting	826	57	6.90	10	41	1	5	0		
Pct 9424 - VBM Reporting	826	180	21.79	21	143	0	17	0		
Pct 9425 - Election Day Reporting	808	40	4.95	6	32	0	2	0		
Pct 9425 - VBM Reporting	808	162	20.05	29	129	1	7	0		
Pct 9426 - Election Day Reporting	727	57	7.84	12	38	0	7	0		
Pct 9426 - VBM Reporting	727	137	18.84	22	103	0	14	0		
Pct 9427 - Election Day Reporting	797	57	7.15	11	43	0	3	0		
Pct 9427 - VBM Reporting	797	185	23.21	47	131	0	12	0		
Pct 9428 - Election Day Reporting	854	51	5.97	15	31	0	6	0		
Pct 9428 - VBM Reporting	854	186	21.78	36	142	2	12	0		
Pct 9429 - Election Day Reporting	774	90	11.63	23	59	0	8	0		
Pct 9429 - VBM Reporting	774	159	20.54	32	113	0	15	0		
Pct 9431 - Election Day Reporting	868	70	8.06	11	53	0	6	0		
Pct 9431 - VBM Reporting	868	224	25.81	49	162	0	13	0		
Pct 9432 - Election Day Reporting	851	84	9.87	15	62	0	7	0		
Pct 9432 - VBM Reporting	851	176	20.68	21	142	3	10	0		
Pct 9433 - Election Day Reporting	839	53	6.32	14	32	0	7	0		
Pct 9433 - VBM Reporting	839	186	22.17	37	135	2	16	0		
Pct 9434 - Election Day Reporting	889	62	6.97	6	48	1	7	0		
Pct 9434 - VBM Reporting	889	208	23.40	38	158	1	13	0		
Pct 9435 - Election Day Reporting	855	89	10.41	15	64	1	9	0		
Pct 9435 - VBM Reporting	855	189	22.11	38	137	0	17	0		
Pct 9436 - Election Day Reporting	900	64	7.11	21	38	0	5	0		
Pct 9436 - VBM Reporting	900	227	25.22	43	155	0	22	1		
Pct 9437 - Election Day Reporting	825	75	9.09	12	54	1	8	0		
Pct 9437 - VBM Reporting	825	176	21.33	51	117	1	11	0		
Pct 9438 - Election Day Reporting	841	69	8.20	15	49	0	5	0		
Pct 9438 - VBM Reporting	841	188	22.35	27	144	0	11	0		
Pct 9439 - Election Day Reporting	827	62	7.50	13	46	0	3	0		
Pct 9439 - VBM Reporting	827	174	21.04	48	119	0	8	0		
Pct 9441 - Election Day Reporting	895	67	7.49	6	50	1	10	0		
Pct 9441 - VBM Reporting	895	197	22.01	39	142	3	17	0		
Pct 9442 - Election Day Reporting	896	80	8.93	6	60	1	11	0		
Pct 9442 - VBM Reporting	896	166	18.53	35	123	2	5	0		

**THE CITY AND COUNTY OF SAN FRANCISCO Statement of Vote  
PRIMARY ELECTION JUNE 2014**

NON-PARTISAN STATE ASSEMBLY, DISTRICT 19										
	Registration	Ballots Cast	Turnout (%)	STATE ASSEMBLY, DISTRICT 19	RENE PINEDA	PHIL TING	WRITE-IN	Under Vote	Over Vote	
Pct 9443 - Election Day Reporting	780	59	7.56	11	42	1	5	0		
Pct 9443 - VBM Reporting	780	159	20.38	28	118	2	10	0		
Pct 9444 - Election Day Reporting	819	41	5.01	11	24	0	6	0		
Pct 9444 - VBM Reporting	819	175	21.37	37	129	0	10	0		
Pct 9445 - Election Day Reporting	853	72	8.44	15	51	0	6	0		
Pct 9445 - VBM Reporting	853	205	24.03	44	154	0	12	1		
Pct 9446 - Election Day Reporting	906	81	8.94	18	50	2	11	0		
Pct 9446 - VBM Reporting	906	210	23.18	34	159	1	22	0		
Pct 9447 - Election Day Reporting	860	58	6.74	10	43	0	5	0		
Pct 9447 - VBM Reporting	860	181	21.05	34	133	1	13	0		
Pct 9448 - Election Day Reporting	834	55	6.59	18	35	0	2	0		
Pct 9448 - VBM Reporting	834	177	21.22	42	128	2	10	0		
Pct 9449 - Election Day Reporting	678	51	7.52	10	36	0	5	0		
Pct 9449 - VBM Reporting	678	158	23.45	38	107	3	9	0		
Pct 9451 - Election Day Reporting	368	36	9.78	6	29	0	1	0		
Pct 9451 - VBM Reporting	368	89	24.18	31	54	0	7	0		
Pct 9452 - Election Day Reporting	715	67	9.27	18	43	0	6	0		
Pct 9452 - VBM Reporting	715	138	19.30	34	91	1	14	0		
Pct 9453 - Election Day Reporting	434	33	7.60	5	27	0	1	0		
Pct 9453 - VBM Reporting	434	109	25.12	19	82	0	7	0		
Pct 9501 MB - Election Day Repo	125	1	0.80	0	0	0	1	0		
Pct 9501 MB - VBM Reporting	125	41	32.80	5	32	0	3	0		
Pct 9502 MB - Election Day Repo	188	0	0.00	0	0	0	0	0		
Pct 9502 MB - VBM Reporting	188	63	33.51	7	52	0	4	0		
Pct 9503/9504 - Election Day Rep	625	39	5.28	2	22	0	9	0		
Pct 9503/9504 - VBM Reporting	625	109	17.44	15	89	0	6	0		
Pct 9505 - Election Day Reporting	727	50	6.88	6	39	0	5	0		
Pct 9505 - VBM Reporting	727	144	19.81	19	108	2	15	1		
Pct 9506 - Election Day Reporting	706	47	6.66	5	40	0	2	0		
Pct 9506 - VBM Reporting	706	101	14.31	7	86	0	8	0		
Pct 9507 - Election Day Reporting	670	61	9.10	6	50	0	5	0		
Pct 9507 - VBM Reporting	670	114	17.01	14	95	1	5	0		
Pct 9508 - Election Day Reporting	708	48	6.78	2	41	1	4	0		
Pct 9508 - VBM Reporting	708	83	11.72	5	68	1	9	0		
Pct 9509 - Election Day Reporting	588	49	8.33	7	35	1	6	0		
Pct 9509 - VBM Reporting	588	98	16.33	5	80	0	11	0		
Pct 9511 - Election Day Reporting	572	64	11.19	11	42	2	9	0		
Pct 9511 - VBM Reporting	572	85	14.86	10	64	1	9	0		
Pct 9512 - Election Day Reporting	703	47	6.69	2	41	0	4	0		
Pct 9512 - VBM Reporting	703	117	16.64	10	94	0	13	0		
Pct 9513 - Election Day Reporting	808	62	7.67	6	47	1	8	0		
Pct 9513 - VBM Reporting	808	108	13.37	9	93	1	5	0		
Pct 9514/9522 - Election Day Rep	852	80	9.39	10	64	0	6	0		
Pct 9514/9522 - VBM Reporting	852	97	11.38	14	75	1	5	0		
Pct 9515 - Election Day Reporting	651	65	9.98	8	51	0	6	0		
Pct 9515 - VBM Reporting	651	97	14.90	19	71	1	6	0		
Pct 9516 - Election Day Reporting	794	90	11.34	9	74	0	7	0		
Pct 9516 - VBM Reporting	794	141	17.76	31	102	3	6	0		
Pct 9517 - Election Day Reporting	740	63	8.51	4	52	0	7	0		
Pct 9517 - VBM Reporting	740	123	16.62	11	100	1	13	0		
Pct 9518 - Election Day Reporting	684	64	9.36	3	53	0	9	0		
Pct 9518 - VBM Reporting	684	87	12.72	10	71	2	5	0		
Pct 9519 - Election Day Reporting	821	91	11.08	11	73	2	5	0		
Pct 9519 - VBM Reporting	821	126	15.35	19	97	0	11	0		
Pct 9521 - Election Day Reporting	841	99	11.77	8	79	1	12	0		
Pct 9521 - VBM Reporting	841	123	14.63	21	91	0	12	0		
Pct 9701 - Election Day Reporting	608	65	10.69	8	51	0	6	0		

**THE CITY AND COUNTY OF SAN FRANCISCO Statement of Vote  
PRIMARY ELECTION JUNE 2014**

NON-PARTISAN STATE ASSEMBLY, DISTRICT 19												
	Registration	Ballots Cast	Turnout (%)	STATE ASSEMBLY, DISTRICT 19 RENE PINEDA	PHIL TING	WRITEN	Under Vote	Over Vote				
Pct 9701 - VBM Reporting	608	134	22.04	20	99	0	15	0				
Pct 9702 - Election Day Reporting	665	65	9.77	6	55	0	4	0				
Pct 9702 - VBM Reporting	665	114	17.14	17	85	1	12	0				
Pct 9703 - Election Day Reporting	871	72	8.27	17	51	1	3	0				
Pct 9703 - VBM Reporting	871	201	23.08	34	149	2	15	0				
Pct 9704 - Election Day Reporting	880	76	8.64	14	55	0	7	0				
Pct 9704 - VBM Reporting	880	199	22.51	40	146	1	13	0				
Pct 9705 - Election Day Reporting	823	58	7.05	6	50	0	2	0				
Pct 9705 - VBM Reporting	823	165	20.05	20	137	1	6	0				
Pct 9706 MB - Election Day Repo	55	0	0.00	0	0	0	0	0				
Pct 9706 MB - VBM Reporting	55	18	32.73	0	17	0	0	0				
Pct 9707 - Election Day Reporting	725	54	7.45	11	40	0	3	0				
Pct 9707 - VBM Reporting	725	193	26.62	41	143	0	11	0				
Pct 9708 - Election Day Reporting	826	66	7.99	13	49	0	4	0				
Pct 9708 - VBM Reporting	826	178	21.55	32	131	0	15	0				
Pct 9709 - Election Day Reporting	877	81	9.24	18	57	1	5	0				
Pct 9709 - VBM Reporting	877	202	23.03	42	142	1	16	0				
Pct 9711 - Election Day Reporting	575	78	13.57	17	53	0	8	0				
Pct 9711 - VBM Reporting	575	152	26.43	27	115	1	10	0				
Pct 9712 - Election Day Reporting	589	73	12.39	14	54	0	5	0				
Pct 9712 - VBM Reporting	589	152	25.81	29	114	0	8	0				
Pct 9713 - Election Day Reporting	866	57	6.58	11	40	0	6	0				
Pct 9713 - VBM Reporting	866	193	22.29	48	128	1	18	0				
Pct 9714 - Election Day Reporting	864	88	10.19	20	61	0	7	0				
Pct 9714 - VBM Reporting	864	247	28.59	70	164	0	13	0				
Pct 9715 - Election Day Reporting	554	88	15.88	9	77	0	3	0				
Pct 9715 - VBM Reporting	554	148	26.71	37	96	0	13	1				
Pct 9716 - Election Day Reporting	829	71	8.56	18	41	0	12	0				
Pct 9716 - VBM Reporting	829	187	22.56	32	142	0	13	0				
Pct 9717 - Election Day Reporting	881	80	9.08	27	46	0	8	0				
Pct 9717 - VBM Reporting	881	188	21.34	40	136	1	12	0				
Pct 9718 - Election Day Reporting	800	106	13.25	23	70	2	11	0				
Pct 9718 - VBM Reporting	800	230	28.75	52	153	0	25	0				
Pct 9719 - Election Day Reporting	828	108	13.04	28	71	0	9	0				
Pct 9719 - VBM Reporting	828	218	26.33	48	148	0	24	0				
Pct 9721 - Election Day Reporting	598	81	13.55	13	60	0	8	0				
Pct 9721 - VBM Reporting	598	146	24.41	37	98	0	11	0				
Pct 9722 - Election Day Reporting	583	62	10.63	20	35	0	7	0				
Pct 9722 - VBM Reporting	583	156	27.10	35	112	0	12	0				
Pct 9723 - Election Day Reporting	415	25	6.02	10	13	0	2	0				
Pct 9723 - VBM Reporting	415	132	31.81	32	94	0	6	0				
Pct 9724 - Election Day Reporting	841	75	8.92	24	44	1	6	0				
Pct 9724 - VBM Reporting	841	248	29.49	84	150	1	15	0				
Pct 9725 - Election Day Reporting	878	45	5.13	14	24	0	7	0				
Pct 9725 - VBM Reporting	878	222	25.28	70	137	0	17	0				
Pct 9726 - Election Day Reporting	695	48	6.91	7	38	1	2	0				
Pct 9726 - VBM Reporting	695	94	13.53	24	63	0	11	0				
Pct 9727 - Election Day Reporting	405	39	9.63	11	23	1	4	0				
Pct 9727 - VBM Reporting	405	113	27.90	39	64	0	12	0				
Pct 9728 - Election Day Reporting	883	97	10.99	29	62	0	6	0				
Pct 9728 - VBM Reporting	883	236	26.95	84	133	0	21	0				
Pct 9729 - Election Day Reporting	703	79	11.24	26	50	0	3	0				
Pct 9729 - VBM Reporting	703	183	26.03	53	118	0	15	0				
Pct 9731 - Election Day Reporting	497	83	16.70	25	52	0	6	0				
Pct 9731 - VBM Reporting	497	113	22.74	38	72	0	3	0				
Pct 9732 MB - Election Day Repo	65	0	0.00	0	0	0	0	0				
Pct 9732 MB - VBM Reporting	65	29	44.62	8	19	0	2	0				

**THE CITY AND COUNTY OF SAN FRANCISCO Statement of Vote  
PRIMARY ELECTION JUNE 2014**

NON-PARTISAN STATE ASSEMBLY, DISTRICT 19										
	Registration	Ballois Cast	Turnout (%)	STATE ASSEMBLY, DISTRICT 19 RENE PINEDA	PHIL TING	WRITE-IN	Under Vote	Over Vote		
Pct 9733 MB - Election Day Repo	210	1	0.48	0	1	0	0	0		
Pct 9733 MB - VBM Reporting	210	88	41.90	12	69	0	7	0		
Pct 9734 - Election Day Reporting	569	62	10.90	11	47	0	4	0		
Pct 9734 - VBM Reporting	569	186	32.89	56	117	1	15	0		
Pct 9735 - Election Day Reporting	738	93	12.60	17	70	1	5	0		
Pct 9735 - VBM Reporting	738	215	29.13	47	157	0	12	0		
Pct 9736 - Election Day Reporting	666	78	11.71	18	57	0	3	0		
Pct 9736 - VBM Reporting	666	191	28.68	29	143	4	15	0		
Pct 9737 - Election Day Reporting	736	55	7.47	8	41	0	6	0		
Pct 9737 - VBM Reporting	736	229	31.11	40	170	0	20	0		
Pct 9738 - Election Day Reporting	672	49	7.29	15	30	1	3	0		
Pct 9738 - VBM Reporting	672	148	22.02	33	106	1	9	0		
Pct 9739 - Election Day Reporting	791	36	4.80	7	30	0	2	0		
Pct 9739 - VBM Reporting	791	104	13.15	18	77	1	8	0		
Pct 9741 - Election Day Reporting	631	2	0.32	0	2	0	0	0		
Pct 9741 - VBM Reporting	631	1	0.16	0	1	0	0	0		
Pct 9742 - Election Day Reporting	563	66	11.72	16	46	0	4	0		
Pct 9742 - VBM Reporting	563	116	20.60	36	69	0	10	0		
Pct 9743 - Election Day Reporting	839	56	6.91	9	46	0	3	0		
Pct 9743 - VBM Reporting	839	169	20.14	34	124	1	12	0		
Pct 9744 - Election Day Reporting	817	66	8.08	10	50	0	6	0		
Pct 9744 - VBM Reporting	817	121	14.81	28	86	0	7	0		
Pct 9745 - Election Day Reporting	898	58	6.46	11	40	1	5	0		
Pct 9745 - VBM Reporting	898	109	12.14	30	64	2	13	0		
Pct 9746 - Election Day Reporting	867	96	11.07	29	59	0	8	0		
Pct 9746 - VBM Reporting	867	222	25.61	49	160	0	13	0		
Pct 9747 - Election Day Reporting	858	74	8.62	14	54	0	6	0		
Pct 9747 - VBM Reporting	858	176	20.51	32	134	2	8	0		
Pct 9748 - Election Day Reporting	888	86	9.68	21	57	1	7	0		
Pct 9748 - VBM Reporting	888	211	23.76	50	143	1	15	1		
Pct 9749 - Election Day Reporting	770	59	7.66	8	44	0	8	0		
Pct 9749 - VBM Reporting	770	145	18.83	28	105	0	12	1		
Pct 9751 - Election Day Reporting	854	77	9.02	18	55	0	4	0		
Pct 9751 - VBM Reporting	854	236	27.63	47	178	1	9	0		
Pct 9752 - Election Day Reporting	652	63	9.66	14	45	0	5	0		
Pct 9752 - VBM Reporting	652	202	30.98	40	147	1	14	0		
Pct 9753 - Election Day Reporting	691	56	8.10	13	40	0	3	0		
Pct 9753 - VBM Reporting	691	160	23.15	21	125	0	13	0		
Pct 9754 - Election Day Reporting	664	73	10.99	11	56	0	6	0		
Pct 9754 - VBM Reporting	664	167	25.15	22	136	1	8	0		
Pct 9755 - Election Day Reporting	504	52	10.32	7	36	0	9	0		
Pct 9755 - VBM Reporting	504	131	25.99	23	106	1	4	0		
Pct 9756 - Election Day Reporting	786	48	6.11	13	33	0	2	0		
Pct 9756 - VBM Reporting	786	180	22.90	39	133	0	8	0		
Pct 9801 - Election Day Reporting	381	40	10.50	8	30	0	1	0		
Pct 9801 - VBM Reporting	381	80	21.00	6	64	1	10	0		
Election Day Reporting Totals	184275	14937	8.11	2755	10779	94	1328	2		
VBM Reporting Totals	184275	37529	20.37	7645	27077	194	2767	12		
District Totals - Absentee										
District Grand Totals										
12TH CONGRESSIONAL DISTRI	134166	37174	27.71	7141	26935	205	3032	7		
14TH CONGRESSIONAL DISTRI	50109	15292	30.52	3259	10915	83	1063	7		
11TH SENATORIAL DISTRICT	184275	52466	28.47	10400	37850	288	4095	14		

**THE CITY AND COUNTY OF SAN FRANCISCO Statement of Vote  
PRIMARY ELECTION JUNE 2014**

NON-PARTISAN STATE ASSEMBLY, DISTRICT 19										
	Registration	Balls to Cast	Turnout(%)	STATE ASSEMBLY, DISTRICT 19 RENE PINEDA	PHIL TING	WRITE IN	Under Vote	Over Vote		
19TH ASSEMBLY DISTRICT	184275	52466	28.47	10400	37850	288	4095	14		
BOARD OF EQ. DISTRICT 2	184275	52466	28.47	10400	37850	288	4095	14		
SUPERVISORIAL DISTRICT 1	37649	10459	27.78	1664	7978	62	777	2		
SUPERVISORIAL DISTRICT 2	37653	10132	26.91	2523	6681	45	914	1		
SUPERVISORIAL DISTRICT 4	37949	10880	28.67	2080	7937	65	872	3		
SUPERVISORIAL DISTRICT 5	11803	2865	24.31	331	2271	22	251	1		
SUPERVISORIAL DISTRICT 7	35343	11532	32.63	2556	8117	38	849	3		
SUPERVISORIAL DISTRICT 8	381	120	31.50	14	94	1	11	0		
SUPERVISORIAL DISTRICT 10	234	58	24.79	9	43	1	6	0		
SUPERVISORIAL DISTRICT 11	23263	6416	27.58	1223	4729	54	415	4		
CITY/COUNTY OF SAN FRANCISCO	184275	52466	28.47	10400	37850	288	4095	14		
EXCELSIOR (OUTER MISSION)	14803	4285	28.95	917	3076	31	262	1		
INGLESIDE	10387	2683	25.81	408	2062	24	194	4		
INNER SUNSET	7195	1867	25.95	247	1451	14	165	0		
LAKE MERCED	7477	1812	24.23	460	1219	10	134	0		
LAUREL HEIGHTS/ANZA VISTA	8629	2287	26.50	375	1702	9	208	0		
MARINA/PACIFIC HEIGHTS	26366	6740	25.56	1801	4316	32	605	0		
RICHMOND	32988	9245	28.03	1468	7095	55	644	2		
SEA CLIFF/PRESIDIO HEIGHTS	7363	2366	32.13	527	1598	12	245	1		
SUNSET	37410	10737	28.70	2082	7829	63	854	3		
VISITATION VALLEY	234	58	24.79	9	43	1	6	0		
WEST OF TWIN PEAKS	25037	8910	35.59	1957	6293	27	648	2		
WESTERN ADDITION	6376	1476	23.15	169	1166	10	130	1		
Grand Totals	184275	52466	28.47	10400	37850	288	4095	14		

**THE CITY AND COUNTY OF SAN FRANCISCO Statement of Vote  
PRIMARY ELECTION JUNE 2014**

NON-PARTISAN SUPERIOR COURT JUDGE, SEAT 20															
	Registration	Ballobs Cast	Turnout(%)	SUPERIOR COURT JUDGE SEAT 20 KIMBERLY TONEY WILLIAMS	CAROL KINGSLEY	DANIEL FLORES	WRITE-IN	Under Vote	Over Vote						
Pct 1101 - Election Day Reporting	484	35	7.23	5	5	17	1	7	0						
Pct 1101 - VBM Reporting	484	106	21.90	26	18	47	0	15	0						
Pct 1102 - Election Day Reporting	873	94	10.77	10	18	50	0	16	0						
Pct 1102 - VBM Reporting	873	192	21.99	40	37	82	0	34	0						
Pct 1103 - Election Day Reporting	827	76	9.19	14	18	32	0	12	0						
Pct 1103 - VBM Reporting	827	215	26.00	48	50	84	0	34	0						
Pct 1104/1105 - Election Day Rep	817	65	7.96	9	11	38	0	7	0						
Pct 1104/1105 - VBM Reporting	817	155	18.97	28	38	70	1	18	0						
Pct 1106 - Election Day Reporting	681	43	6.31	13	11	15	0	4	0						
Pct 1106 - VBM Reporting	681	144	21.15	44	36	46	1	17	0						
Pct 1107 - Election Day Reporting	661	45	6.81	10	9	20	0	6	0						
Pct 1107 - VBM Reporting	661	124	18.76	34	21	46	2	22	0						
Pct 1108 - Election Day Reporting	827	57	6.89	17	11	18	0	10	1						
Pct 1108 - VBM Reporting	827	195	23.58	75	32	68	3	21	0						
Pct 1109 - Election Day Reporting	707	49	6.93	8	8	27	2	4	0						
Pct 1109 - VBM Reporting	707	164	23.20	31	48	52	0	30	0						
Pct 1111 - Election Day Reporting	859	65	7.68	12	18	32	0	4	0						
Pct 1111 - VBM Reporting	859	194	22.58	47	43	83	2	21	0						
Pct 1112 - Election Day Reporting	638	32	5.02	6	3	15	0	5	0						
Pct 1112 - VBM Reporting	638	124	19.44	38	29	40	0	17	0						
Pct 1113 - Election Day Reporting	622	25	4.50	4	9	11	0	4	0						
Pct 1113 - VBM Reporting	622	155	24.92	40	37	51	2	26	0						
Pct 1114 - Election Day Reporting	788	62	7.87	5	16	34	0	7	0						
Pct 1114 - VBM Reporting	788	161	20.43	36	45	71	0	9	0						
Pct 1115 - Election Day Reporting	760	33	4.34	9	4	17	0	2	0						
Pct 1115 - VBM Reporting	760	132	17.37	37	23	50	0	22	0						
Pct 1116 - Election Day Reporting	781	38	4.87	5	5	20	0	9	0						
Pct 1116 - VBM Reporting	781	167	21.38	51	30	64	1	20	0						
Pct 1117 - Election Day Reporting	711	51	7.17	13	5	24	0	10	0						
Pct 1117 - VBM Reporting	711	139	19.55	39	23	52	2	24	0						
Pct 1118 - Election Day Reporting	855	55	6.43	18	6	25	0	6	0						
Pct 1118 - VBM Reporting	855	178	20.82	63	27	64	1	23	0						
Pct 1119 - Election Day Reporting	676	34	5.03	4	6	22	0	3	0						
Pct 1119 - VBM Reporting	676	132	19.67	36	24	62	1	6	3						
Pct 1121 - Election Day Reporting	597	53	8.88	5	12	29	1	6	0						
Pct 1121 - VBM Reporting	597	136	22.78	37	25	50	0	26	0						
Pct 1122 - Election Day Reporting	541	33	6.10	5	11	14	0	3	0						
Pct 1122 - VBM Reporting	541	112	20.70	30	24	35	0	23	0						
Pct 1123 - Election Day Reporting	798	32	4.01	8	4	17	0	3	0						
Pct 1123 - VBM Reporting	798	108	13.53	30	25	32	0	22	0						
Pct 1124 - Election Day Reporting	673	40	5.94	9	4	22	0	5	0						
Pct 1124 - VBM Reporting	673	102	15.16	27	28	42	0	6	0						
Pct 1125 - Election Day Reporting	846	16	1.89	6	0	9	0	1	0						
Pct 1125 - VBM Reporting	846	174	20.57	55	44	58	0	17	0						
Pct 1126 - Election Day Reporting	789	29	3.68	5	6	17	0	1	0						
Pct 1126 - VBM Reporting	789	160	20.28	34	35	76	0	13	0						
Pct 1127 - Election Day Reporting	791	69	8.72	12	17	33	0	7	0						
Pct 1127 - VBM Reporting	791	164	20.73	41	50	48	1	24	0						
Pct 1128 - Election Day Reporting	719	40	5.56	5	12	20	0	5	0						
Pct 1128 - VBM Reporting	719	168	23.37	41	33	68	1	25	0						
Pct 1129 - Election Day Reporting	791	50	6.32	4	12	31	1	2	0						
Pct 1129 - VBM Reporting	791	165	20.86	38	38	75	0	13	0						
Pct 1131 - Election Day Reporting	702	32	4.56	5	8	15	0	4	0						
Pct 1131 - VBM Reporting	702	161	22.93	35	46	56	0	23	0						
Pct 1132 - Election Day Reporting	829	61	7.36	6	11	33	1	10	0						
Pct 1132 - VBM Reporting	829	191	23.04	33	50	86	0	20	0						
Pct 1133 - Election Day Reporting	769	37	4.81	7	12	16	0	2	0						

**THE CITY AND COUNTY OF SAN FRANCISCO Statement of Vote  
PRIMARY ELECTION JUNE 2014**

NON-PARTISAN SUPERIOR COURT JUDGE, SEAT 20

	Registration	Ballots Cast	Turnout (%)	SUPERIOR COURT JUDGE, SEAT 20 KIMBERLY TONEY WILLIAMS	CAROL KINGSLEY	DANIEL FLORES	WRITE-IN	Under Vote	Over Vote						
Pct 1133 - VBM Reporting	769	191	24.84	42	48	72	0	29	0						
Pct 1134 - Election Day Reporting	688	49	6.98	6	8	27	0	6	0						
Pct 1134 - VBM Reporting	688	146	21.22	30	27	52	2	34	0						
Pct 1135 - Election Day Reporting	456	27	5.92	2	8	15	0	2	0						
Pct 1135 - VBM Reporting	456	121	26.54	27	25	53	2	15	0						
Pct 1136 - Election Day Reporting	707	30	4.24	8	7	10	0	5	0						
Pct 1136 - VBM Reporting	707	179	25.32	46	37	70	1	27	0						
Pct 1141 - Election Day Reporting	859	48	5.59	6	12	23	0	7	0						
Pct 1141 - VBM Reporting	859	204	23.75	42	45	92	0	27	1						
Pct 1142 - Election Day Reporting	793	48	6.05	6	13	24	0	5	0						
Pct 1142 - VBM Reporting	793	187	23.58	36	36	80	3	32	0						
Pct 1143 - Election Day Reporting	843	76	9.02	4	18	47	0	5	2						
Pct 1143 - VBM Reporting	843	186	22.06	31	40	89	0	26	1						
Pct 1144 - Election Day Reporting	751	58	7.72	13	7	30	0	8	0						
Pct 1144 - VBM Reporting	751	143	19.04	26	28	73	0	16	0						
Pct 1145 - Election Day Reporting	805	58	7.20	15	8	29	0	6	0						
Pct 1145 - VBM Reporting	805	205	25.47	55	44	86	0	21	0						
Pct 1146 - Election Day Reporting	826	58	6.78	4	15	35	1	1	0						
Pct 1146 - VBM Reporting	826	196	23.73	52	31	89	4	18	2						
Pct 1147 - Election Day Reporting	779	72	9.24	8	11	47	0	6	0						
Pct 1147 - VBM Reporting	779	179	22.98	47	40	75	0	16	1						
Pct 1148 - Election Day Reporting	798	60	7.52	7	11	37	0	5	0						
Pct 1148 - VBM Reporting	798	168	21.05	45	32	63	1	27	0						
Pct 1149 - Election Day Reporting	812	69	8.50	14	11	37	0	7	0						
Pct 1149 - VBM Reporting	812	164	20.20	25	39	81	0	19	0						
Pct 1151 MB - Election Day Repo	0	0	0.00	0	0	0	0	0	0						
Pct 1151 MB - VBM Reporting	0	0	0.00	0	0	0	0	0	0						
Pct 1152 - Election Day Reporting	764	66	8.64	8	15	34	0	9	0						
Pct 1152 - VBM Reporting	764	181	23.69	37	34	85	0	26	0						
Pct 1153 - Election Day Reporting	788	65	8.25	12	13	30	0	10	0						
Pct 1153 - VBM Reporting	788	154	19.54	43	41	58	0	12	0						
Pct 1154 MB - Election Day Repo	0	0	0.00	0	0	0	0	0	0						
Pct 1154 MB - VBM Reporting	0	0	0.00	0	0	0	0	0	0						
Pct 7001 - Election Day Reporting	641	42	6.55	5	7	25	0	5	0						
Pct 7001 - VBM Reporting	641	105	16.38	27	16	37	0	25	0						
Pct 7002 - Election Day Reporting	820	52	6.34	6	9	24	0	13	0						
Pct 7002 - VBM Reporting	820	167	20.37	36	43	54	0	34	0						
Pct 7003 - Election Day Reporting	792	105	13.26	13	16	57	0	19	0						
Pct 7003 - VBM Reporting	792	162	20.45	48	39	50	1	26	0						
Pct 7004 - Election Day Reporting	784	81	10.33	12	15	30	0	24	0						
Pct 7004 - VBM Reporting	784	150	19.13	42	28	57	2	21	0						
Pct 7005 - Election Day Reporting	776	99	12.76	18	22	40	0	19	0						
Pct 7005 - VBM Reporting	776	149	19.20	33	38	58	0	23	0						
Pct 7006 - Election Day Reporting	825	91	11.03	12	13	50	0	16	0						
Pct 7006 - VBM Reporting	825	152	18.42	31	25	70	1	26	0						
Pct 7007 - Election Day Reporting	897	96	10.70	15	29	34	0	18	0						
Pct 7007 - VBM Reporting	897	189	21.07	45	48	62	0	35	0						
Pct 7008 - Election Day Reporting	787	122	15.50	18	38	42	0	24	0						
Pct 7008 - VBM Reporting	787	206	26.18	46	50	70	3	36	1						
Pct 7009 - Election Day Reporting	805	53	6.58	10	10	28	0	5	0						
Pct 7009 - VBM Reporting	805	185	22.98	58	28	70	0	29	0						
Pct 7011 - Election Day Reporting	876	50	5.71	5	14	24	0	7	0						
Pct 7011 - VBM Reporting	876	117	13.36	27	28	49	0	16	0						
Pct 7012 - Election Day Reporting	908	102	11.23	18	27	43	1	13	0						
Pct 7012 - VBM Reporting	908	169	18.61	43	45	55	2	26	0						
Pct 7013 - Election Day Reporting	554	44	7.94	8	7	18	0	11	0						
Pct 7013 - VBM Reporting	554	100	18.05	23	22	38	0	19	0						

**THE CITY AND COUNTY OF SAN FRANCISCO Statement of Vote  
PRIMARY ELECTION JUNE 2014**

NON-PARTISAN SUPERIOR COURT JUDGE, SEAT 20																		
	Registration	Ballots Cast	Turnout(%)	SUPERIOR COURT JUDGE, SEAT 20 KIMBERLY TONEY WILLIAMS	CAROL KINGSLEY	DANIEL FLORES	WRITE-IN	Under Vote	Over Vote									
Pct 7014 - Election Day Reporting	940	78	8.30	15	14	31	0	18	0									
Pct 7014 - VBM Reporting	940	168	17.87	39	31	72	0	28	0									
Pct 7015 MB - Election Day Repo	66	0	0.00	0	0	0	0	0	0									
Pct 7015 MB - VBM Reporting	66	13	19.70	3	2	7	0	1	0									
Pct 7016 - Election Day Reporting	787	40	5.08	11	3	22	0	4	0									
Pct 7016 - VBM Reporting	787	141	17.92	52	27	44	2	15	1									
Pct 7017 - Election Day Reporting	676	17	2.51	8	0	6	0	3	0									
Pct 7017 - VBM Reporting	676	94	13.91	40	15	26	0	13	0									
Pct 7018 - Election Day Reporting	840	42	5.00	17	7	14	0	4	0									
Pct 7018 - VBM Reporting	840	242	28.81	102	14	87	3	36	1									
Pct 7019 - Election Day Reporting	861	45	5.23	18	4	17	1	5	0									
Pct 7019 - VBM Reporting	861	222	25.78	80	33	67	3	39	0									
Pct 7021 - Election Day Reporting	841	58	6.90	20	7	19	2	10	0									
Pct 7021 - VBM Reporting	841	143	17.00	54	26	45	0	17	1									
Pct 7022 - Election Day Reporting	888	45	5.07	22	4	13	0	6	0									
Pct 7022 - VBM Reporting	888	152	17.12	58	23	60	0	13	0									
Pct 7023 - Election Day Reporting	823	40	4.86	11	6	16	0	7	0									
Pct 7023 - VBM Reporting	823	168	20.41	70	22	64	0	12	0									
Pct 7024 - Election Day Reporting	263	3	1.14	1	0	1	0	1	0									
Pct 7024 - VBM Reporting	263	13	4.94	6	3	2	0	2	0									
Pct 7025 - Election Day Reporting	417	18	4.32	9	2	6	0	1	0									
Pct 7025 - VBM Reporting	417	32	7.67	14	4	8	0	5	0									
Pct 7026 - Election Day Reporting	837	46	5.50	14	8	16	0	8	0									
Pct 7026 - VBM Reporting	837	235	28.08	92	44	64	0	33	1									
Pct 7027 - Election Day Reporting	775	53	6.84	19	14	13	0	7	0									
Pct 7027 - VBM Reporting	775	147	18.97	51	20	50	0	28	0									
Pct 7028 - Election Day Reporting	762	32	4.20	18	4	9	0	1	0									
Pct 7028 - VBM Reporting	762	91	11.94	41	11	30	1	9	1									
Pct 7029 - Election Day Reporting	802	27	3.37	11	5	9	0	1	1									
Pct 7029 - VBM Reporting	802	105	13.09	39	18	38	2	8	3									
Pct 7030 - Election Day Reporting	669	36	5.38	11	6	13	0	6	0									
Pct 7030 - VBM Reporting	669	180	26.91	53	30	79	0	18	0									
Pct 7031 - Election Day Reporting	358	12	3.35	5	2	4	0	1	0									
Pct 7031 - VBM Reporting	358	121	33.80	27	28	44	0	22	1									
Pct 7032 - Election Day Reporting	799	49	6.13	18	12	14	0	4	0									
Pct 7032 - VBM Reporting	799	151	18.90	69	23	44	0	15	0									
Pct 7033 - Election Day Reporting	706	47	6.66	17	6	20	0	5	0									
Pct 7033 - VBM Reporting	706	101	14.31	35	12	48	0	6	0									
Pct 7034 - Election Day Reporting	767	13	1.69	7	0	6	0	0	0									
Pct 7034 - VBM Reporting	767	59	7.69	30	7	19	0	4	0									
Pct 7035 - Election Day Reporting	311	23	7.40	11	0	11	0	1	0									
Pct 7035 - VBM Reporting	311	41	13.18	19	4	12	1	6	0									
Pct 7036 - Election Day Reporting	813	25	3.08	10	5	11	0	1	0									
Pct 7036 - VBM Reporting	813	171	21.03	65	29	62	0	14	1									
Pct 7037 - Election Day Reporting	687	15	2.18	4	1	8	0	2	0									
Pct 7037 - VBM Reporting	687	41	5.97	11	8	20	0	1	0									
Pct 7038 - Election Day Reporting	807	14	1.73	3	2	5	0	3	1									
Pct 7038 - VBM Reporting	807	171	21.19	59	34	54	2	22	0									
Pct 7039 - Election Day Reporting	705	58	8.23	19	10	19	0	10	0									
Pct 7039 - VBM Reporting	705	141	20.00	45	19	55	0	23	0									
Pct 7041 MB - Election Day Repo	53	0	0.00	0	0	0	0	0	0									
Pct 7041 MB - VBM Reporting	53	14	26.42	6	0	6	0	2	0									
Pct 7042 - Election Day Reporting	586	24	4.10	9	5	7	0	3	0									
Pct 7042 - VBM Reporting	586	130	22.18	37	20	46	2	24	1									
Pct 7043 - Election Day Reporting	765	23	3.01	9	2	11	0	1	0									
Pct 7043 - VBM Reporting	765	152	19.87	55	37	49	0	12	0									
Pct 7044 - Election Day Reporting	754	27	3.58	15	1	10	0	1	0									



THE CITY AND COUNTY OF SAN FRANCISCO Statement of Vote  
PRIMARY ELECTION JUNE 2014

NON-PARTISAN SUPERIOR COURT JUDGE, SEAT 20												
	Registration	Ballots Cast	Turnout (%)	SUPERIOR COURT JUDGE, SEAT 20 KIMBERLY TONEY WILLIAMS	CAROL KINGSLEY	DANIEL FLORES	WRITE-IN	Under Vote	Over Vote			
Pct 7044 - VBM Reporting	754	61	8.09	20	11	26	0	4	0			
Pct 7045 - Election Day Reporting	692	42	6.07	8	10	12	0	12	0			
Pct 7045 - VBM Reporting	692	181	26.16	63	26	52	2	37	1			
Pct 7046 - Election Day Reporting	389	25	6.43	5	7	10	0	3	0			
Pct 7046 - VBM Reporting	389	95	24.42	32	25	28	0	10	0			
Pct 7047 - Election Day Reporting	744	45	6.05	10	10	20	0	5	0			
Pct 7047 - VBM Reporting	744	199	26.75	68	33	68	0	30	0			
Pct 7048 - Election Day Reporting	725	40	5.52	14	3	14	0	9	0			
Pct 7048 - VBM Reporting	725	129	17.79	51	20	47	3	9	0			
Pct 7049 - Election Day Reporting	724	37	5.11	11	11	11	0	4	0			
Pct 7049 - VBM Reporting	724	156	21.55	41	36	55	0	23	1			
Pct 7051 - Election Day Reporting	771	29	3.76	8	5	7	1	8	0			
Pct 7051 - VBM Reporting	771	199	25.81	71	37	59	4	28	0			
Pct 7052 - Election Day Reporting	749	47	6.28	14	7	19	0	7	0			
Pct 7052 - VBM Reporting	749	156	20.83	49	28	50	0	31	0			
Pct 7053 - Election Day Reporting	400	13	3.25	6	2	3	0	2	0			
Pct 7053 - VBM Reporting	400	117	29.25	37	27	41	0	13	0			
Pct 7054 - Election Day Reporting	770	39	5.06	15	3	17	0	4	0			
Pct 7054 - VBM Reporting	770	119	15.45	56	6	35	0	21	1			
Pct 7101 MB - Election Day Repo	118	2	1.69	0	1	0	0	1	0			
Pct 7101 MB - VBM Reporting	118	28	23.73	9	4	10	0	5	0			
Pct 7201 - Election Day Reporting	823	69	8.38	11	27	19	0	12	0			
Pct 7201 - VBM Reporting	823	169	20.53	25	66	54	0	26	0			
Pct 7202 - Election Day Reporting	773	76	9.83	13	29	20	0	14	0			
Pct 7202 - VBM Reporting	773	176	23.03	45	63	41	0	27	0			
Pct 7203 - Election Day Reporting	779	65	8.34	11	18	27	0	9	0			
Pct 7203 - VBM Reporting	779	122	15.66	35	33	32	0	22	0			
Pct 7204 - Election Day Reporting	806	64	7.94	8	23	24	0	9	0			
Pct 7204 - VBM Reporting	806	206	25.56	32	81	49	0	46	0			
Pct 7205 - Election Day Reporting	814	81	9.95	11	37	19	1	13	0			
Pct 7205 - VBM Reporting	814	228	28.01	47	73	61	0	46	1			
Pct 7206 - Election Day Reporting	338	33	9.76	7	9	13	0	4	0			
Pct 7206 - VBM Reporting	338	51	15.09	10	21	15	0	5	0			
Pct 7207 - Election Day Reporting	546	32	5.86	6	4	13	0	9	0			
Pct 7207 - VBM Reporting	546	102	18.68	23	23	37	1	18	0			
Pct 7208 - Election Day Reporting	525	33	6.29	5	8	14	0	6	0			
Pct 7208 - VBM Reporting	525	133	25.33	37	35	43	0	20	0			
Pct 7209 - Election Day Reporting	476	36	7.56	7	17	8	0	4	0			
Pct 7209 - VBM Reporting	476	186	39.08	26	92	31	0	37	0			
Pct 7301 - Election Day Reporting	838	63	7.52	14	14	25	0	10	0			
Pct 7301 - VBM Reporting	838	178	21.24	47	32	66	0	34	0			
Pct 7302 - Election Day Reporting	722	77	10.66	13	21	18	0	24	0			
Pct 7302 - VBM Reporting	722	263	36.43	66	77	64	1	55	1			
Pct 7303 - Election Day Reporting	839	86	10.25	11	22	30	1	22	0			
Pct 7303 - VBM Reporting	839	169	20.14	38	40	55	0	34	0			
Pct 7304 - Election Day Reporting	856	91	10.63	26	22	29	0	14	0			
Pct 7304 - VBM Reporting	856	187	21.85	39	52	57	3	41	0			
Pct 7305 - Election Day Reporting	782	98	12.53	20	24	26	0	28	0			
Pct 7305 - VBM Reporting	782	199	25.45	52	42	58	0	49	0			
Pct 7306 - Election Day Reporting	880	75	8.52	10	15	29	0	21	0			
Pct 7306 - VBM Reporting	880	176	20.23	39	54	53	0	33	0			
Pct 7307 - Election Day Reporting	673	65	9.66	6	14	33	0	12	0			
Pct 7307 - VBM Reporting	673	151	22.44	30	40	52	0	33	0			
Pct 7308 - Election Day Reporting	533	59	11.07	11	15	16	0	17	0			
Pct 7308 - VBM Reporting	533	158	29.64	32	48	44	0	35	0			
Pct 7309 - Election Day Reporting	738	70	9.49	9	11	42	0	8	0			
Pct 7309 - VBM Reporting	738	99	13.41	29	30	33	0	7	0			

**THE CITY AND COUNTY OF SAN FRANCISCO Statement of Vote  
PRIMARY ELECTION JUNE 2014**

NON-PARTISAN SUPERIOR COURT JUDGE, SEAT 20										
	Registration	Ballots Cast	Turnout(%)	SUPERIOR COURT JUDGE, SEAT 20 KIMBERLY TONEY WILLIAMS	CAROL KINGSLEY	DANIEL FLORES	WRITE-IN	Under Vote	Over Vote	
Pct 7311 - Election Day Reporting	795	66	8.30	13	13	25	0	15	0	
Pct 7311 - VBM Reporting	795	151	18.99	29	44	50	0	28	0	
Pct 7312 - Election Day Reporting	809	74	9.15	16	26	17	0	15	0	
Pct 7312 - VBM Reporting	809	242	29.91	64	72	51	2	52	0	
Pct 7313 - Election Day Reporting	768	72	9.38	12	14	31	0	15	0	
Pct 7313 - VBM Reporting	768	187	24.35	49	52	47	0	40	0	
Pct 7314 - Election Day Reporting	614	43	7.00	6	5	20	1	11	0	
Pct 7314 - VBM Reporting	614	142	23.13	42	21	50	1	30	1	
Pct 7315 - Election Day Reporting	629	55	8.74	9	8	21	0	17	0	
Pct 7315 - VBM Reporting	629	110	17.49	27	29	37	1	16	1	
Pct 7316 - Election Day Reporting	721	54	7.49	7	8	30	0	9	0	
Pct 7316 - VBM Reporting	721	160	22.19	40	26	63	1	34	0	
Pct 7317 - Election Day Reporting	823	80	9.72	11	19	36	0	14	0	
Pct 7317 - VBM Reporting	823	242	29.40	58	69	81	0	43	0	
Pct 7318 - Election Day Reporting	653	61	9.34	12	14	24	1	10	0	
Pct 7318 - VBM Reporting	653	162	24.81	36	31	63	0	32	0	
Pct 7319 - Election Day Reporting	856	50	5.84	7	15	22	0	6	0	
Pct 7319 - VBM Reporting	856	157	18.34	40	32	49	1	35	0	
Pct 7321 - Election Day Reporting	580	46	7.93	13	5	17	0	11	0	
Pct 7321 - VBM Reporting	580	131	22.59	27	28	41	0	34	0	
Pct 7322 - Election Day Reporting	743	34	4.58	4	4	14	0	14	0	
Pct 7322 - VBM Reporting	743	224	30.15	49	38	87	0	52	1	
Pct 7323 - Election Day Reporting	664	71	10.69	18	14	26	0	13	0	
Pct 7323 - VBM Reporting	664	121	18.22	23	12	55	0	32	0	
Pct 7324 - Election Day Reporting	656	46	7.01	8	5	24	0	9	0	
Pct 7324 - VBM Reporting	656	120	18.29	26	26	34	2	32	0	
Pct 7325 - Election Day Reporting	774	65	8.91	11	14	30	0	14	0	
Pct 7325 - VBM Reporting	774	134	17.31	23	26	43	0	42	0	
Pct 7326 - Election Day Reporting	736	63	8.56	11	13	26	0	13	0	
Pct 7326 - VBM Reporting	736	157	21.33	29	39	51	1	35	1	
Pct 7327 - Election Day Reporting	546	33	6.04	5	8	10	0	10	0	
Pct 7327 - VBM Reporting	546	156	28.57	34	14	68	0	41	0	
Pct 7328 - Election Day Reporting	730	36	4.93	7	4	10	0	15	0	
Pct 7328 - VBM Reporting	730	230	31.51	49	44	84	1	50	4	
Pct 7329 - Election Day Reporting	418	31	7.42	7	9	8	0	7	0	
Pct 7329 - VBM Reporting	418	125	29.90	27	38	30	0	32	0	
Pct 7331 - Election Day Reporting	798	115	14.41	23	36	27	2	27	0	
Pct 7331 - VBM Reporting	798	296	37.09	97	84	58	0	58	0	
Pct 7332 - Election Day Reporting	710	64	9.01	8	9	38	1	8	0	
Pct 7332 - VBM Reporting	710	117	16.48	29	25	50	0	12	0	
Pct 7333 - Election Day Reporting	845	75	8.88	12	17	40	1	5	0	
Pct 7333 - VBM Reporting	845	165	19.53	50	37	53	2	25	0	
Pct 7334 - Election Day Reporting	797	68	8.53	10	20	30	0	8	0	
Pct 7334 - VBM Reporting	797	150	18.82	34	36	48	1	32	0	
Pct 7335 - Election Day Reporting	821	65	8.40	9	16	30	0	14	0	
Pct 7335 - VBM Reporting	821	186	22.66	53	47	54	0	32	1	
Pct 7336 - Election Day Reporting	818	68	8.31	13	16	25	0	14	0	
Pct 7336 - VBM Reporting	818	201	24.57	55	62	56	0	29	0	
Pct 7337 - Election Day Reporting	745	59	7.92	14	12	21	0	12	0	
Pct 7337 - VBM Reporting	745	200	26.85	51	65	45	0	41	0	
Pct 7338 - Election Day Reporting	797	40	5.02	7	15	8	0	10	0	
Pct 7338 - VBM Reporting	797	255	31.99	48	63	92	0	54	0	
Pct 7339 - Election Day Reporting	531	52	9.79	9	9	28	0	6	0	
Pct 7339 - VBM Reporting	531	118	22.22	30	19	49	1	19	0	
Pct 7341 - Election Day Reporting	721	64	8.88	11	9	29	0	15	0	
Pct 7341 - VBM Reporting	721	138	19.14	33	26	57	0	23	0	
Pct 7342 - Election Day Reporting	819	113	13.80	25	27	43	0	18	0	

THE CITY AND COUNTY OF SAN FRANCISCO Statement of Vote  
PRIMARY ELECTION JUNE 2014

NON-PARTISAN SUPERIOR COURT JUDGE, SEAT 20														
	Registration	Ballots Cast	Turnout (%)	SUPERIOR COURT JUDGE SEAT 20 KIMBERLY TONEY WILLIAMS	CAROL KINGSLEY	DANIEL FLORES	WRITE IN	Under Vote	Over Vote					
Pct 7342 - VBM Reporting	819	135	16.48	30	35	48	0	23	1					
Pct 7343 - Election Day Reporting	588	68	11.56	11	8	38	0	11	0					
Pct 7343 - VBM Reporting	588	83	14.12	24	11	36	0	11	0					
Pct 7344 - Election Day Reporting	941	89	9.46	9	28	39	0	13	0					
Pct 7344 - VBM Reporting	941	179	19.02	51	37	67	0	24	0					
Pct 7345 - Election Day Reporting	847	61	7.20	8	15	31	0	7	0					
Pct 7345 - VBM Reporting	847	127	14.99	34	24	49	0	20	0					
Pct 7346 - Election Day Reporting	759	77	10.14	16	12	40	1	8	0					
Pct 7346 - VBM Reporting	759	103	13.57	19	20	54	1	10	0					
Pct 7347 - Election Day Reporting	830	60	7.23	10	10	25	1	14	0					
Pct 7347 - VBM Reporting	830	129	15.54	21	33	63	0	12	0					
Pct 7348 - Election Day Reporting	754	68	9.02	9	18	31	0	10	0					
Pct 7348 - VBM Reporting	754	134	17.77	37	22	49	0	26	0					
Pct 7349 - Election Day Reporting	773	76	9.83	18	18	32	0	8	0					
Pct 7349 - VBM Reporting	773	156	20.18	33	34	67	0	23	0					
Pct 7501 - Election Day Reporting	486	58	11.93	11	15	18	0	14	0					
Pct 7501 - VBM Reporting	486	75	15.43	11	24	23	0	18	0					
Pct 7502 - Election Day Reporting	661	46	6.96	4	9	21	0	12	0					
Pct 7502 - VBM Reporting	661	127	19.21	23	39	45	0	21	0					
Pct 7503 - Election Day Reporting	687	53	7.71	7	24	15	0	7	0					
Pct 7503 - VBM Reporting	687	135	19.65	20	40	51	0	23	0					
Pct 7504 - Election Day Reporting	425	32	7.53	7	11	9	0	5	0					
Pct 7504 - VBM Reporting	425	101	23.76	23	18	39	0	19	0					
Pct 7505 - Election Day Reporting	798	91	11.40	13	34	27	0	18	0					
Pct 7505 - VBM Reporting	798	314	39.35	55	111	77	1	69	1					
Pct 7506 - Election Day Reporting	736	42	5.71	9	6	22	0	5	0					
Pct 7506 - VBM Reporting	736	127	17.26	30	36	46	0	14	0					
Pct 7507 - Election Day Reporting	866	64	7.39	10	11	33	0	10	0					
Pct 7507 - VBM Reporting	866	173	19.98	45	46	58	2	22	0					
Pct 7508 - Election Day Reporting	656	76	11.59	13	27	27	0	9	0					
Pct 7508 - VBM Reporting	656	220	33.54	40	70	71	0	39	1					
Pct 7509/7511 - Election Day Rep	853	86	10.08	16	25	31	1	13	0					
Pct 7509/7511 - VBM Reporting	853	207	24.27	57	55	73	1	21	0					
Pct 7512 - Election Day Reporting	570	44	7.72	8	10	22	0	4	0					
Pct 7512 - VBM Reporting	570	118	20.88	38	25	42	0	14	0					
Pct 7513 - Election Day Reporting	699	72	10.30	15	14	34	0	9	0					
Pct 7513 - VBM Reporting	699	100	14.31	39	14	38	0	7	2					
Pct 7514 - Election Day Reporting	811	28	3.45	11	3	7	0	6	1					
Pct 7514 - VBM Reporting	811	165	20.35	60	39	54	1	11	0					
Pct 7515 - Election Day Reporting	774	68	8.79	22	5	29	0	11	0					
Pct 7515 - VBM Reporting	774	174	22.48	45	28	73	1	26	0					
Pct 7516 - Election Day Reporting	744	86	11.56	19	22	36	0	9	0					
Pct 7516 - VBM Reporting	744	221	29.70	56	52	82	0	30	2					
Pct 7517 - Election Day Reporting	822	86	10.46	13	19	43	0	11	0					
Pct 7517 - VBM Reporting	822	123	14.96	23	34	45	1	21	1					
Pct 7518 - Election Day Reporting	795	102	12.83	12	31	46	0	13	0					
Pct 7518 - VBM Reporting	795	131	16.48	28	24	54	0	25	0					
Pct 7519 - Election Day Reporting	693	60	8.66	12	13	26	0	9	0					
Pct 7519 - VBM Reporting	693	91	13.13	22	19	39	0	13	0					
Pct 7521 - Election Day Reporting	728	66	9.34	9	20	29	0	10	0					
Pct 7521 - VBM Reporting	728	112	15.38	20	22	52	0	20	0					
Pct 7522 - Election Day Reporting	771	69	8.95	7	10	42	0	10	0					
Pct 7522 - VBM Reporting	771	103	13.36	23	16	50	0	13	0					
Pct 7523 - Election Day Reporting	696	93	13.36	13	16	49	3	12	0					
Pct 7523 - VBM Reporting	696	95	13.65	22	22	43	0	8	0					
Pct 7524 - Election Day Reporting	580	57	9.83	9	12	24	0	11	0					
Pct 7524 - VBM Reporting	580	80	13.79	24	12	32	0	12	0					

**THE CITY AND COUNTY OF SAN FRANCISCO Statement of Vote  
PRIMARY ELECTION JUNE 2014**

NON-PARTISAN SUPERIOR COURT JUDGE, SEAT 20															
	Registration	Ballots Cast	Turnout (%)	SUPERIOR COURT JUDGE, SEAT 20 KIMBERLY TONEY WILLIAMS	CAROL KINGSLEY	DANIEL FLORES	WRITEN	Under Vote	Over Vote						
Pct 7525 - Election Day Reporting	780	59	7.56	14	11	29	0	5	0						
Pct 7525 - VBM Reporting	780	120	15.38	35	13	63	1	8	0						
Pct 7526 - Election Day Reporting	789	69	8.75	10	13	37	0	9	0						
Pct 7526 - VBM Reporting	789	135	17.11	18	29	66	0	22	0						
Pct 7527/7528 - Election Day Rep	679	80	11.78	14	23	32	0	11	0						
Pct 7527/7528 - VBM Reporting	679	131	19.29	36	26	50	0	18	1						
Pct 7529 - Election Day Reporting	812	84	10.34	11	18	40	0	15	0						
Pct 7529 - VBM Reporting	812	115	14.16	26	21	49	0	19	0						
Pct 7531 - Election Day Reporting	805	66	8.20	8	9	39	0	10	0						
Pct 7531 - VBM Reporting	805	91	11.30	13	17	43	0	19	0						
Pct 7532 - Election Day Reporting	639	65	10.17	14	16	29	0	6	0						
Pct 7532 - VBM Reporting	639	98	15.34	18	24	35	0	21	1						
Pct 7533 - Election Day Reporting	810	104	12.84	10	24	51	1	18	0						
Pct 7533 - VBM Reporting	810	97	11.98	12	19	49	0	17	0						
Pct 7534 - Election Day Reporting	762	86	11.29	14	23	38	0	11	0						
Pct 7534 - VBM Reporting	762	90	11.81	9	30	37	0	14	0						
Pct 7535 - Election Day Reporting	671	102	15.20	11	23	53	0	15	0						
Pct 7535 - VBM Reporting	671	90	13.41	19	16	42	0	14	0						
Pct 7536 - Election Day Reporting	749	91	12.15	9	14	47	0	21	0						
Pct 7536 - VBM Reporting	749	136	18.16	28	28	61	0	19	0						
Pct 7537 - Election Day Reporting	666	76	11.41	9	14	44	0	9	0						
Pct 7537 - VBM Reporting	666	108	16.22	16	29	49	0	14	0						
Pct 7538 - Election Day Reporting	728	96	13.19	6	22	57	1	10	0						
Pct 7538 - VBM Reporting	728	115	15.80	20	16	64	0	15	0						
Pct 7539 - Election Day Reporting	868	120	13.82	18	19	66	0	18	0						
Pct 7539 - VBM Reporting	868	118	13.59	24	17	65	1	11	0						
Pct 7541 - Election Day Reporting	732	79	10.79	12	15	39	0	13	0						
Pct 7541 - VBM Reporting	732	119	16.26	15	31	49	0	23	1						
Pct 7542 - Election Day Reporting	780	83	10.64	11	7	45	0	20	0						
Pct 7542 - VBM Reporting	780	118	15.13	27	21	55	2	13	0						
Pct 7543 - Election Day Reporting	845	69	8.17	10	12	36	0	11	0						
Pct 7543 - VBM Reporting	845	175	20.71	40	37	70	0	28	0						
Pct 7544 - Election Day Reporting	801	85	10.61	16	18	41	0	10	0						
Pct 7544 - VBM Reporting	801	138	17.23	22	22	75	0	19	0						
Pct 7545 - Election Day Reporting	779	82	10.53	8	15	45	0	14	0						
Pct 7545 - VBM Reporting	779	143	18.36	32	13	76	1	20	0						
Pct 7546 - Election Day Reporting	836	99	11.84	10	30	47	0	12	0						
Pct 7546 - VBM Reporting	836	141	16.87	23	36	61	1	20	0						
Pct 7547 - Election Day Reporting	885	83	9.38	8	13	50	0	12	0						
Pct 7547 - VBM Reporting	885	123	13.90	26	25	55	0	17	0						
Pct 7548 - Election Day Reporting	919	72	7.83	12	19	26	0	15	0						
Pct 7548 - VBM Reporting	919	168	18.28	32	40	67	0	29	0						
Pct 7549 - Election Day Reporting	734	80	10.90	6	13	45	1	15	0						
Pct 7549 - VBM Reporting	734	131	17.85	16	42	56	2	15	0						
Pct 7551 - Election Day Reporting	629	91	14.47	9	20	46	0	16	0						
Pct 7551 - VBM Reporting	629	99	15.74	20	28	39	0	12	0						
Pct 7552 - Election Day Reporting	659	88	13.35	11	27	36	0	14	0						
Pct 7552 - VBM Reporting	659	120	18.21	24	39	41	0	16	0						
Pct 7553 MB - Election Day Repo	154	3	1.95	0	1	1	0	1	0						
Pct 7553 MB - VBM Reporting	154	54	35.06	12	13	23	0	7	0						
Pct 7554 - Election Day Reporting	753	85	11.29	13	26	31	0	15	0						
Pct 7554 - VBM Reporting	753	167	22.18	31	52	53	0	30	1						
Pct 7555 - Election Day Reporting	834	113	13.55	10	34	50	0	18	0						
Pct 7555 - VBM Reporting	834	173	20.74	17	57	65	0	34	0						
Pct 7556/7557 - Election Day Rep	919	113	12.30	12	28	50	1	22	0						
Pct 7556/7557 - VBM Reporting	919	207	22.52	31	66	80	0	31	0						
Pct 7601 - Election Day Reporting	803	54	6.72	7	10	31	0	6	0						

**THE CITY AND COUNTY OF SAN FRANCISCO Statement of Vote  
PRIMARY ELECTION JUNE 2014**

NON-PARTISAN SUPERIOR COURT JUDGE, SEAT 20										
	Registration	Ballots Cast	Turnout (%)	SUPERIOR COURT JUDGE, SEAT 20 KIMBERLY TONEY WILLIAMS	CAROL KINGSLEY	DANIEL FLORES	WRITE-IN	Under Vote	Over Vote	
Pct 7601 - VBM Reporting	803	100	12.45	31	16	39	1	13	2	
Pct 7602 - Election Day Reporting	794	60	7.56	12	9	31	0	8	0	
Pct 7602 - VBM Reporting	794	115	14.48	29	15	55	0	15	0	
Pct 7603 - Election Day Reporting	713	70	9.82	10	9	44	0	7	0	
Pct 7603 - VBM Reporting	713	112	15.71	28	19	58	0	8	0	
Pct 7604 - Election Day Reporting	715	68	9.51	17	9	33	0	9	0	
Pct 7604 - VBM Reporting	715	117	16.36	30	18	60	1	8	0	
Pct 7605 - Election Day Reporting	696	54	7.76	12	5	25	0	12	0	
Pct 7605 - VBM Reporting	696	128	18.39	16	22	68	0	21	1	
Pct 7606 - Election Day Reporting	770	57	7.40	13	6	32	0	6	0	
Pct 7606 - VBM Reporting	770	109	14.16	24	23	53	0	10	0	
Pct 7607 - Election Day Reporting	836	57	6.82	11	12	30	0	5	0	
Pct 7607 - VBM Reporting	836	145	17.34	40	24	70	0	13	0	
Pct 7608 - Election Day Reporting	435	37	8.51	6	4	23	0	3	0	
Pct 7608 - VBM Reporting	435	83	19.08	18	17	39	0	8	0	
Pct 7609 - Election Day Reporting	839	57	6.79	4	15	31	0	7	0	
Pct 7609 - VBM Reporting	839	209	24.91	35	30	111	3	29	2	
Pct 7611 - Election Day Reporting	805	62	7.70	6	10	36	1	9	0	
Pct 7611 - VBM Reporting	805	146	18.14	34	36	54	1	22	0	
Pct 7612 - Election Day Reporting	598	50	8.36	7	22	14	0	7	0	
Pct 7612 - VBM Reporting	598	140	23.41	35	26	59	0	20	0	
Pct 7613 - Election Day Reporting	837	90	10.75	20	18	41	0	11	0	
Pct 7613 - VBM Reporting	837	151	18.04	47	19	62	2	21	0	
Pct 7614 - Election Day Reporting	895	50	5.59	9	5	26	0	10	0	
Pct 7614 - VBM Reporting	895	144	16.09	27	19	82	0	14	2	
Pct 7615 - Election Day Reporting	875	49	5.60	12	7	17	0	13	0	
Pct 7615 - VBM Reporting	875	139	15.89	38	13	68	0	20	0	
Pct 7616 - Election Day Reporting	461	35	7.59	7	10	14	0	4	0	
Pct 7616 - VBM Reporting	461	89	19.31	20	14	39	0	15	0	
Pct 7617 - Election Day Reporting	720	55	7.64	8	6	25	1	12	3	
Pct 7617 - VBM Reporting	720	150	20.83	31	29	67	0	20	2	
Pct 7618 - Election Day Reporting	789	64	8.11	7	10	35	0	12	0	
Pct 7618 - VBM Reporting	789	173	21.93	43	28	74	0	27	1	
Pct 7619 - Election Day Reporting	983	68	6.92	13	6	33	0	16	0	
Pct 7619 - VBM Reporting	983	186	18.92	51	26	80	1	29	0	
Pct 7621 - Election Day Reporting	864	53	6.13	8	6	33	0	6	0	
Pct 7621 - VBM Reporting	864	160	18.52	49	35	62	0	14	0	
Pct 7622 - Election Day Reporting	881	46	5.22	10	10	24	0	2	0	
Pct 7622 - VBM Reporting	881	133	15.10	31	25	65	0	11	0	
Pct 7623 - Election Day Reporting	766	25	3.26	5	6	12	0	4	0	
Pct 7623 - VBM Reporting	766	116	15.14	30	21	57	0	8	0	
Pct 7624 - Election Day Reporting	890	69	7.75	18	21	21	0	9	0	
Pct 7624 - VBM Reporting	890	131	14.72	31	30	65	2	4	1	
Pct 7625 - Election Day Reporting	842	67	7.96	13	13	26	0	15	0	
Pct 7625 - VBM Reporting	842	346	41.09	82	70	125	0	68	4	
Pct 7626 - Election Day Reporting	898	56	6.24	9	17	22	1	7	0	
Pct 7626 - VBM Reporting	898	183	20.38	49	43	55	1	34	0	
Pct 7627 - Election Day Reporting	944	48	5.08	15	6	20	0	7	0	
Pct 7627 - VBM Reporting	944	185	20.02	60	47	50	0	32	0	
Pct 7628 - Election Day Reporting	864	68	7.87	14	8	36	1	9	0	
Pct 7628 - VBM Reporting	864	141	16.32	21	16	75	1	28	0	
Pct 7629 - Election Day Reporting	711	33	4.64	4	5	19	0	5	0	
Pct 7629 - VBM Reporting	711	110	15.47	20	26	48	1	13	1	
Pct 7631 - Election Day Reporting	761	46	6.04	10	12	20	0	4	0	
Pct 7631 - VBM Reporting	761	156	20.50	43	23	59	0	30	1	
Pct 7632 - Election Day Reporting	646	33	5.11	8	5	18	1	1	0	
Pct 7632 - VBM Reporting	646	117	18.11	19	24	51	0	20	4	

**THE CITY AND COUNTY OF SAN FRANCISCO Statement of Vote  
PRIMARY ELECTION JUNE 2014**

NON-PARTISAN SUPERIOR COURT JUDGE, SEAT 20																	
	Registration	Ballots Cast	Turnout(%)	SUPERIOR COURT JUDGE, SEAT 20 KIMBERLY TONEY WILLIAMS	CAROL KINGSLEY	DANIEL FLORES	WRITE-IN	Under Vote	Over Vote								
Pct 7633 - Election Day Reporting	627	44	7.02	13	11	11	2	7	0								
Pct 7633 - VBM Reporting	627	189	30.14	34	31	89	1	34	0								
Pct 7634 - Election Day Reporting	854	56	6.56	18	9	19	0	9	1								
Pct 7634 - VBM Reporting	854	209	24.47	53	42	76	0	38	0								
Pct 7635 - Election Day Reporting	689	26	3.77	11	5	9	0	3	0								
Pct 7635 - VBM Reporting	689	118	17.13	33	23	45	2	16	0								
Pct 7636 - Election Day Reporting	858	56	6.53	10	16	18	0	12	0								
Pct 7636 - VBM Reporting	858	126	14.69	28	27	52	0	23	0								
Pct 7637 - Election Day Reporting	915	49	5.36	13	10	17	0	9	0								
Pct 7637 - VBM Reporting	915	202	22.08	72	31	62	0	38	0								
Pct 7638 - Election Day Reporting	879	45	5.12	10	13	13	0	10	0								
Pct 7638 - VBM Reporting	879	245	28.21	78	68	68	0	37	0								
Pct 7639 - Election Day Reporting	821	52	6.33	13	13	15	0	11	0								
Pct 7639 - VBM Reporting	821	172	20.95	49	52	46	0	26	0								
Pct 7641 - Election Day Reporting	847	62	7.32	16	13	17	0	16	0								
Pct 7641 - VBM Reporting	847	211	24.91	43	49	86	0	33	0								
Pct 7642 - Election Day Reporting	863	49	5.68	12	12	17	0	8	0								
Pct 7642 - VBM Reporting	863	352	40.79	64	36	145	0	107	0								
Pct 7643 - Election Day Reporting	777	44	5.66	7	11	15	1	10	0								
Pct 7643 - VBM Reporting	777	206	26.51	47	63	73	0	22	1								
Pct 7644 - Election Day Reporting	864	49	5.21	8	11	17	0	9	0								
Pct 7644 - VBM Reporting	864	133	15.39	28	26	48	0	32	0								
Pct 7645 - Election Day Reporting	577	34	5.89	8	3	13	0	10	0								
Pct 7645 - VBM Reporting	577	163	28.25	40	52	38	0	34	0								
Pct 7646 - Election Day Reporting	880	47	5.34	8	6	24	0	9	0								
Pct 7646 - VBM Reporting	880	174	19.77	46	41	58	0	29	0								
Pct 7647 - Election Day Reporting	835	40	4.79	9	7	20	0	4	1								
Pct 7647 - VBM Reporting	835	89	10.66	21	11	49	0	10	0								
Pct 7648 MB - Election Day Repo	85	1	1.18	0	0	0	0	1	0								
Pct 7648 MB - VBM Reporting	85	20	23.53	7	2	8	0	3	0								
Pct 7701 - Election Day Reporting	881	99	11.24	25	33	29	1	11	0								
Pct 7701 - VBM Reporting	881	205	23.27	59	56	56	1	34	0								
Pct 7702 - Election Day Reporting	678	69	10.18	10	25	23	0	11	0								
Pct 7702 - VBM Reporting	678	196	28.91	58	46	57	0	36	0								
Pct 7703 MB - Election Day Repo	146	1	0.68	1	0	0	0	0	0								
Pct 7703 MB - VBM Reporting	146	38	26.03	10	7	17	0	3	1								
Pct 7704 - Election Day Reporting	887	87	9.81	15	31	23	0	18	0								
Pct 7704 - VBM Reporting	887	277	31.23	96	72	73	0	40	1								
Pct 7705 - Election Day Reporting	509	70	13.75	14	12	29	0	15	0								
Pct 7705 - VBM Reporting	509	144	28.29	55	33	32	0	25	0								
Pct 7706 - Election Day Reporting	785	114	14.52	28	35	38	0	13	0								
Pct 7706 - VBM Reporting	785	206	26.24	53	53	73	1	28	1								
Pct 7707 - Election Day Reporting	779	111	14.25	20	32	44	0	15	0								
Pct 7707 - VBM Reporting	779	229	29.40	61	68	63	0	38	0								
Pct 7708 - Election Day Reporting	819	92	11.23	13	33	33	0	13	0								
Pct 7708 - VBM Reporting	819	235	28.69	57	66	70	0	43	0								
Pct 7709 - Election Day Reporting	325	48	14.77	6	18	21	0	3	0								
Pct 7709 - VBM Reporting	325	90	27.69	25	17	38	0	10	0								
Pct 7711 - Election Day Reporting	713	94	13.18	14	24	42	0	14	0								
Pct 7711 - VBM Reporting	713	188	26.37	60	42	63	0	24	0								
Pct 7712 - Election Day Reporting	490	66	13.47	6	18	33	2	7	0								
Pct 7712 - VBM Reporting	490	120	24.49	33	26	48	0	14	0								
Pct 7801 - Election Day Reporting	904	118	13.05	14	38	51	0	15	0								
Pct 7801 - VBM Reporting	904	230	25.44	62	48	78	0	44	0								
Pct 7802 - Election Day Reporting	713	100	14.03	16	23	42	1	18	0								
Pct 7802 - VBM Reporting	713	174	24.40	33	38	69	0	34	0								
Pct 7803 - Election Day Reporting	774	77	9.95	5	18	32	0	22	0								

THE CITY AND COUNTY OF SAN FRANCISCO Statement of Vote  
PRIMARY ELECTION JUNE 2014

NON-PARTISAN SUPERIOR COURT JUDGE, SEAT 20												
	Registration	Ballots Cast	Turnout (%)	SUPERIOR COURT JUDGE, SEAT 20 KIMBERLY TONEY WILLIAMS	CAROL KINGSLEY	DANIEL FLORES	WRITE-IN	Under Vote	Over Vote			
Pct 7803 - VBM Reporting	774	261	33.72	53	59	98	0	48	0			
Pct 7804 - Election Day Reporting	833	114	13.69	15	24	52	1	22	0			
Pct 7804 - VBM Reporting	833	220	26.41	38	45	85	0	47	0			
Pct 7805 - Election Day Reporting	803	94	11.71	11	19	47	0	17	0			
Pct 7805 - VBM Reporting	803	182	22.67	37	28	92	0	27	0			
Pct 7806 - Election Day Reporting	677	81	11.96	10	18	38	0	15	0			
Pct 7806 - VBM Reporting	677	126	18.61	21	40	47	0	18	0			
Pct 7807 - Election Day Reporting	672	103	15.33	19	15	59	0	10	0			
Pct 7807 - VBM Reporting	672	106	15.77	22	22	40	0	23	0			
Pct 7808 - Election Day Reporting	644	92	14.29	14	16	53	0	9	0			
Pct 7808 - VBM Reporting	644	125	19.41	29	19	57	0	13	0			
Pct 7809 - Election Day Reporting	809	104	12.86	12	16	58	1	16	1			
Pct 7809 - VBM Reporting	809	163	20.15	31	27	78	0	23	0			
Pct 7811 - Election Day Reporting	692	85	12.28	10	16	52	0	7	0			
Pct 7811 - VBM Reporting	692	126	18.21	18	13	75	0	20	0			
Pct 7812 - Election Day Reporting	798	106	13.28	13	29	51	0	15	0			
Pct 7812 - VBM Reporting	798	163	20.43	17	33	90	0	23	0			
Pct 7813 - Election Day Reporting	880	118	13.41	13	17	68	2	18	0			
Pct 7813 - VBM Reporting	880	195	22.16	30	25	115	0	24	0			
Pct 7814 - Election Day Reporting	792	73	9.22	10	10	42	1	10	0			
Pct 7814 - VBM Reporting	792	103	13.01	17	23	48	1	15	1			
Pct 7815 - Election Day Reporting	847	102	12.04	20	20	44	0	18	0			
Pct 7815 - VBM Reporting	847	226	26.68	51	42	102	0	24	0			
Pct 7816 - Election Day Reporting	832	95	11.42	13	13	54	0	15	0			
Pct 7816 - VBM Reporting	832	250	30.05	61	36	123	1	27	0			
Pct 7817 - Election Day Reporting	755	125	17.09	18	16	73	0	21	1			
Pct 7817 - VBM Reporting	755	176	23.31	31	32	82	0	28	0			
Pct 7818 - Election Day Reporting	809	106	13.35	13	20	57	0	18	0			
Pct 7818 - VBM Reporting	809	175	21.63	36	26	79	0	29	0			
Pct 7819 - Election Day Reporting	758	113	14.91	10	15	72	1	14	1			
Pct 7819 - VBM Reporting	758	154	20.32	28	29	65	0	28	0			
Pct 7821 - Election Day Reporting	891	124	13.92	15	30	63	0	15	0			
Pct 7821 - VBM Reporting	891	248	27.83	50	54	98	0	48	0			
Pct 7822 - Election Day Reporting	863	127	14.72	14	29	70	0	13	1			
Pct 7822 - VBM Reporting	863	159	18.42	39	24	80	1	13	0			
Pct 7823 - Election Day Reporting	816	122	14.95	14	17	71	0	20	0			
Pct 7823 - VBM Reporting	816	188	23.04	39	42	86	1	23	0			
Pct 7824 - Election Day Reporting	763	101	13.24	9	14	59	1	18	0			
Pct 7824 - VBM Reporting	763	166	21.76	28	29	85	0	26	0			
Pct 7825 - Election Day Reporting	535	76	14.21	9	11	43	0	13	0			
Pct 7825 - VBM Reporting	535	101	18.88	19	9	61	0	12	0			
Pct 7826 - Election Day Reporting	642	103	16.04	13	10	64	0	17	0			
Pct 7826 - VBM Reporting	642	96	15.26	9	14	59	0	20	0			
Pct 7827 - Election Day Reporting	837	106	12.90	10	19	69	0	12	0			
Pct 7827 - VBM Reporting	837	137	16.37	17	25	83	0	17	0			
Pct 7828 - Election Day Reporting	900	96	10.67	23	20	36	0	17	0			
Pct 7828 - VBM Reporting	900	235	26.11	51	42	115	0	28	0			
Pct 7829 - Election Day Reporting	810	115	14.20	20	19	60	0	16	0			
Pct 7829 - VBM Reporting	810	234	28.89	55	57	91	0	30	0			
Pct 7831 - Election Day Reporting	851	116	13.63	14	17	70	0	15	0			
Pct 7831 - VBM Reporting	851	194	22.80	44	44	94	0	18	0			
Pct 7832 - Election Day Reporting	759	94	12.38	12	27	42	0	13	0			
Pct 7832 - VBM Reporting	759	211	27.80	41	40	95	1	29	0			
Pct 7833 - Election Day Reporting	742	78	10.51	6	15	44	0	13	0			
Pct 7833 - VBM Reporting	742	148	19.95	27	16	72	0	31	0			
Pct 7834 - Election Day Reporting	823	105	12.76	9	10	62	0	24	0			
Pct 7834 - VBM Reporting	823	130	15.80	14	26	70	0	17	1			

**THE CITY AND COUNTY OF SAN FRANCISCO Statement of Vote  
PRIMARY ELECTION JUNE 2014**

NON-PARTISAN SUPERIOR COURT JUDGE, SEAT 20										
	Registration	Ballots Cast	Turnout (%)	SUPERIOR COURT JUDGE, SEAT 20 KIMBERLY TONEY WILLIAMS	CAROL KINGSLEY	DANIEL FLORES	WRITE IN	Under Vote	Over Vote	
Pct 7835 - Election Day Reporting	765	65	9.02	13	15	30	1	10	0	
Pct 7835 - VBM Reporting	765	193	25.23	40	40	84	0	25	0	
Pct 7836 - Election Day Reporting	880	106	12.05	14	23	57	0	12	0	
Pct 7836 - VBM Reporting	880	230	26.14	31	46	117	0	33	0	
Pct 7837 - Election Day Reporting	853	125	14.65	16	27	65	0	17	0	
Pct 7837 - VBM Reporting	853	207	24.27	35	51	87	0	41	0	
Pct 7838 - Election Day Reporting	846	109	12.88	14	32	48	0	17	0	
Pct 7838 - VBM Reporting	846	238	28.13	42	55	92	0	41	0	
Pct 7839 - Election Day Reporting	805	98	12.17	26	24	33	0	15	0	
Pct 7839 - VBM Reporting	805	232	28.82	63	49	91	1	27	0	
Pct 7841 - Election Day Reporting	874	124	14.19	23	22	60	0	19	0	
Pct 7841 - VBM Reporting	874	175	20.02	41	38	74	1	20	1	
Pct 7842 - Election Day Reporting	832	111	13.34	11	27	54	1	19	0	
Pct 7842 - VBM Reporting	832	148	17.79	25	35	68	0	21	0	
Pct 7843 - Election Day Reporting	740	96	12.97	9	17	57	0	14	0	
Pct 7843 - VBM Reporting	740	131	17.70	16	26	67	0	21	0	
Pct 7844 - Election Day Reporting	680	72	10.59	6	15	41	1	8	1	
Pct 7844 - VBM Reporting	680	121	17.79	16	16	64	0	20	0	
Pct 7845 - Election Day Reporting	839	102	12.16	21	27	41	2	11	0	
Pct 7845 - VBM Reporting	839	178	20.98	28	35	87	0	29	0	
Pct 7846 - Election Day Reporting	863	108	12.51	31	21	42	0	14	0	
Pct 7846 - VBM Reporting	863	206	23.87	53	44	78	1	30	0	
Pct 7847 - Election Day Reporting	845	107	12.66	14	23	59	0	11	0	
Pct 7847 - VBM Reporting	845	199	23.55	39	35	91	0	38	0	
Pct 7848 - Election Day Reporting	861	116	13.47	16	18	50	1	31	0	
Pct 7848 - VBM Reporting	861	197	22.88	37	50	80	0	27	0	
Pct 7849 - Election Day Reporting	885	128	14.46	17	26	66	1	18	0	
Pct 7849 - VBM Reporting	885	166	18.76	34	36	62	1	37	0	
Pct 7851 - Election Day Reporting	492	64	13.01	15	22	21	1	5	0	
Pct 7851 - VBM Reporting	492	154	31.30	36	39	53	0	26	0	
Pct 7852 - Election Day Reporting	604	87	14.40	11	23	39	1	13	0	
Pct 7852 - VBM Reporting	604	193	31.95	31	38	84	2	34	0	
Pct 7853 - Election Day Reporting	805	86	10.68	13	30	31	0	12	0	
Pct 7853 - VBM Reporting	805	194	24.10	32	47	86	0	26	0	
Pct 7854 - Election Day Reporting	845	101	11.95	15	37	34	0	14	1	
Pct 7854 - VBM Reporting	845	184	21.78	31	42	75	0	36	0	
Pct 7855 - Election Day Reporting	873	104	11.91	11	17	57	0	19	0	
Pct 7855 - VBM Reporting	873	179	20.50	24	56	70	2	24	0	
Pct 7856 - Election Day Reporting	766	101	13.19	14	23	45	0	19	0	
Pct 7856 - VBM Reporting	766	147	19.19	29	32	65	1	23	0	
Pct 7857 - Election Day Reporting	864	102	11.81	19	26	47	0	10	0	
Pct 7857 - VBM Reporting	864	191	22.11	31	48	75	1	34	1	
Pct 7858 - Election Day Reporting	691	89	12.88	9	17	48	1	14	0	
Pct 7858 - VBM Reporting	691	106	15.34	20	21	52	0	12	0	
Pct 7859 - Election Day Reporting	788	104	13.20	18	33	29	1	23	0	
Pct 7859 - VBM Reporting	788	197	25.00	45	42	87	0	24	0	
Pct 7861 - Election Day Reporting	821	95	11.57	10	30	33	0	22	0	
Pct 7861 - VBM Reporting	821	178	21.68	37	49	56	1	31	0	
Pct 7862 - Election Day Reporting	850	129	15.18	13	33	60	0	23	0	
Pct 7862 - VBM Reporting	850	177	20.82	32	54	61	2	28	0	
Pct 7863 - Election Day Reporting	841	127	15.10	18	30	58	1	21	0	
Pct 7863 - VBM Reporting	841	146	17.36	36	28	59	0	24	0	
Pct 7864 - Election Day Reporting	752	85	11.30	11	18	47	0	9	0	
Pct 7864 - VBM Reporting	752	130	17.29	23	34	46	0	25	0	
Pct 7865 - Election Day Reporting	788	107	12.62	21	14	54	0	12	0	
Pct 7865 - VBM Reporting	788	173	21.95	40	29	80	0	28	0	
Pct 7866 - Election Day Reporting	785	106	13.86	20	35	36	0	15	0	



**THE CITY AND COUNTY OF SAN FRANCISCO Statement of Vote  
PRIMARY ELECTION JUNE 2014**

NON-PARTISAN SUPERIOR COURT JUDGE, SEAT 20													
	Registration	Ballots Cast	Turnout (%)	SUPERIOR COURT JUDGE, SEAT 20 KIMBERLY TONEY WILLIAMS	CAROL KINGSLEY	DANIEL FLORES	WRITE-IN	Under Vote	Over Vote				
Pct 7866 - VBM Reporting	765	243	31.76	64	55	80	0	38	0				
Pct 7867 - Election Day Reporting	865	123	14.22	15	30	61	0	18	0				
Pct 7867 - VBM Reporting	865	237	27.40	50	69	88	1	26	0				
Pct 7868 - Election Day Reporting	799	81	10.14	18	18	30	0	15	0				
Pct 7868 - VBM Reporting	799	236	29.79	53	71	90	2	19	0				
Pct 7869 - Election Day Reporting	813	110	13.53	18	29	45	0	18	0				
Pct 7869 - VBM Reporting	813	233	28.66	49	60	81	1	41	0				
Pct 7871 - Election Day Reporting	827	130	15.72	22	35	55	0	18	0				
Pct 7871 - VBM Reporting	827	210	25.39	43	60	84	2	23	1				
Pct 7872 - Election Day Reporting	851	140	16.45	20	44	53	1	22	0				
Pct 7872 - VBM Reporting	851	180	21.15	19	50	81	0	32	0				
Pct 7873 - Election Day Reporting	839	126	15.02	18	36	45	0	27	0				
Pct 7873 - VBM Reporting	839	205	24.43	36	38	90	0	40	0				
Pct 7874 - Election Day Reporting	441	51	11.56	5	8	33	0	5	0				
Pct 7874 - VBM Reporting	441	106	24.04	15	18	57	0	17	0				
Pct 7875 - Election Day Reporting	550	58	10.55	8	15	29	0	5	0				
Pct 7875 - VBM Reporting	550	127	23.09	17	24	62	2	19	0				
Pct 7901 - Election Day Reporting	939	67	7.14	10	7	36	1	13	0				
Pct 7901 - VBM Reporting	939	163	17.36	28	24	95	1	12	4				
Pct 7902 - Election Day Reporting	805	75	9.32	10	9	49	0	7	0				
Pct 7902 - VBM Reporting	805	106	13.17	19	16	63	0	9	0				
Pct 7903 - Election Day Reporting	808	77	9.53	6	11	43	0	17	0				
Pct 7903 - VBM Reporting	808	127	15.72	18	24	66	1	20	0				
Pct 7904 - Election Day Reporting	794	53	6.68	6	8	31	0	6	1				
Pct 7904 - VBM Reporting	794	131	16.50	21	22	71	0	16	0				
Pct 7905 - Election Day Reporting	785	87	11.08	6	13	54	0	14	0				
Pct 7905 - VBM Reporting	785	147	18.73	25	31	71	0	19	0				
Pct 7906 - Election Day Reporting	712	77	10.81	7	10	47	0	13	0				
Pct 7906 - VBM Reporting	712	100	14.04	21	12	46	0	23	0				
Pct 7907 - Election Day Reporting	853	85	9.63	13	7	54	1	10	0				
Pct 7907 - VBM Reporting	853	139	15.74	25	16	75	0	22	0				
Pct 7908 - Election Day Reporting	921	131	14.22	16	19	73	0	23	0				
Pct 7908 - VBM Reporting	921	191	20.74	36	27	101	0	27	3				
Pct 7909 - Election Day Reporting	696	69	9.91	9	8	39	0	13	0				
Pct 7909 - VBM Reporting	696	103	14.80	16	17	57	0	14	0				
Pct 7911 - Election Day Reporting	832	97	11.66	16	11	60	0	10	0				
Pct 7911 - VBM Reporting	832	120	14.42	16	16	72	0	17	0				
Pct 7912 - Election Day Reporting	831	96	11.79	12	8	66	0	13	0				
Pct 7912 - VBM Reporting	831	153	18.41	32	17	78	1	24	1				
Pct 7913 - Election Day Reporting	797	96	12.30	17	9	58	1	13	0				
Pct 7913 - VBM Reporting	797	113	14.18	22	19	53	1	17	1				
Pct 7914 - Election Day Reporting	793	96	12.36	7	9	62	0	20	0				
Pct 7914 - VBM Reporting	793	146	18.41	22	13	93	1	15	2				
Pct 7915 - Election Day Reporting	738	91	12.33	9	12	56	0	16	0				
Pct 7915 - VBM Reporting	738	96	13.01	18	20	42	0	14	1				
Pct 7916 - Election Day Reporting	810	126	15.56	10	11	87	1	17	0				
Pct 7916 - VBM Reporting	810	124	15.31	26	18	64	0	17	0				
Pct 7917 - Election Day Reporting	905	128	14.14	14	21	70	1	21	0				
Pct 7917 - VBM Reporting	905	139	15.36	19	25	82	0	16	0				
Pct 7918 - Election Day Reporting	728	100	13.74	9	5	59	1	26	0				
Pct 7918 - VBM Reporting	728	100	13.74	9	16	56	0	19	0				
Pct 7919 - Election Day Reporting	792	104	13.13	10	11	65	0	18	0				
Pct 7919 - VBM Reporting	792	110	13.89	15	12	61	0	22	0				
Pct 7921 - Election Day Reporting	793	88	11.10	18	10	49	0	11	0				
Pct 7921 - VBM Reporting	793	108	13.62	22	19	64	1	3	0				
Pct 7922 - Election Day Reporting	796	101	12.69	7	14	64	0	15	1				
Pct 7922 - VBM Reporting	796	125	15.70	16	17	75	0	18	0				

**THE CITY AND COUNTY OF SAN FRANCISCO Statement of Vote  
PRIMARY ELECTION JUNE 2014**

NON-PARTISAN SUPERIOR COURT JUDGE, SEAT 20															
	Registration	Ballois Cast	Turnout(%)	SUPERIOR COURT JUDGE, SEAT 20 KIMBERLY TONEY WILLIAMS	CAROL KINGSLEY	DANIEL FLORES	WRITE-IN	Under Vote	Over Vote						
Pct 7923 - Election Day Reporting	784	118	15.05	15	14	73	0	15	1						
Pct 7923 - VBM Reporting	784	135	17.22	30	20	74	0	11	0						
Pct 7924 - Election Day Reporting	769	96	12.48	5	12	66	1	12	0						
Pct 7924 - VBM Reporting	769	134	17.43	26	23	71	0	15	0						
Pct 7925 - Election Day Reporting	520	65	12.50	4	9	42	0	10	0						
Pct 7925 - VBM Reporting	520	80	15.38	15	9	46	0	9	1						
Pct 7926 - Election Day Reporting	772	117	15.16	18	17	54	1	27	0						
Pct 7926 - VBM Reporting	772	163	21.11	24	23	88	3	25	0						
Pct 7927 - Election Day Reporting	696	115	16.52	14	29	53	1	16	0						
Pct 7927 - VBM Reporting	696	143	20.55	23	27	68	0	25	0						
Pct 7928 - Election Day Reporting	848	135	15.92	19	23	69	1	23	0						
Pct 7928 - VBM Reporting	848	165	19.46	25	44	74	0	25	0						
Pct 7929 - Election Day Reporting	797	122	15.31	21	24	61	1	15	0						
Pct 7929 - VBM Reporting	797	208	26.10	37	39	96	0	36	0						
Pct 7931 - Election Day Reporting	703	109	15.50	12	30	52	0	15	0						
Pct 7931 - VBM Reporting	703	203	28.88	39	33	104	0	28	0						
Pct 7932 - Election Day Reporting	504	65	12.90	12	18	29	0	6	0						
Pct 7932 - VBM Reporting	504	109	21.63	22	22	53	0	13	0						
Pct 7933 MB - Election Day Repo	9	0	0.00	0	0	0	0	0	0						
Pct 7933 MB - VBM Reporting	9	3	33.33	2	0	1	0	0	0						
Pct 7934 - Election Day Reporting	777	108	13.90	9	14	63	0	22	0						
Pct 7934 - VBM Reporting	777	177	22.78	35	22	100	0	21	0						
Pct 7935 - Election Day Reporting	885	162	18.31	21	28	91	0	22	0						
Pct 7935 - VBM Reporting	885	248	28.02	47	57	109	0	37	0						
Pct 7936 - Election Day Reporting	798	140	17.54	18	15	81	0	26	0						
Pct 7936 - VBM Reporting	798	176	22.06	23	28	107	0	17	0						
Pct 7937 - Election Day Reporting	808	110	13.61	13	13	65	1	18	0						
Pct 7937 - VBM Reporting	808	179	22.15	32	26	91	1	29	0						
Pct 7938 - Election Day Reporting	704	95	13.49	11	12	55	0	17	0						
Pct 7938 - VBM Reporting	704	115	16.34	25	22	61	1	7	1						
Pct 7939 - Election Day Reporting	670	100	14.93	14	20	56	0	10	0						
Pct 7939 - VBM Reporting	670	148	22.09	29	33	72	1	15	0						
Pct 7941 - Election Day Reporting	733	83	11.32	11	18	40	1	13	0						
Pct 7941 - VBM Reporting	733	139	18.96	22	33	65	0	20	0						
Pct 7942 - Election Day Reporting	798	80	10.03	17	16	38	0	9	0						
Pct 7942 - VBM Reporting	798	171	21.43	42	26	70	0	33	0						
Pct 7943 - Election Day Reporting	801	98	12.23	9	26	55	0	8	0						
Pct 7943 - VBM Reporting	801	179	22.35	33	40	84	0	23	0						
Pct 7944 - Election Day Reporting	748	112	14.97	15	23	58	0	16	0						
Pct 7944 - VBM Reporting	748	147	19.65	31	17	80	1	18	0						
Pct 7945 - Election Day Reporting	790	37	4.68	7	6	22	0	2	0						
Pct 7945 - VBM Reporting	790	164	20.76	40	32	71	0	21	0						
Pct 7946 - Election Day Reporting	854	65	7.61	8	11	41	0	5	0						
Pct 7946 - VBM Reporting	854	223	26.11	53	43	91	0	36	0						
Pct 7947 - Election Day Reporting	814	48	5.90	7	13	25	0	3	0						
Pct 7947 - VBM Reporting	814	182	22.36	46	31	67	1	35	2						
Pct 7948 - Election Day Reporting	819	71	8.67	8	13	42	1	7	0						
Pct 7948 - VBM Reporting	819	184	22.47	41	35	76	3	32	0						
Pct 7949 - Election Day Reporting	496	36	7.26	6	11	15	0	4	0						
Pct 7949 - VBM Reporting	496	133	26.81	40	27	55	0	13	0						
Pct 7951 - Election Day Reporting	705	59	8.37	8	11	33	1	6	0						
Pct 7951 - VBM Reporting	705	200	28.37	47	34	89	1	30	0						
Pct 7952 - Election Day Reporting	687	46	6.70	6	7	29	0	4	0						
Pct 7952 - VBM Reporting	687	171	24.89	50	41	58	0	20	1						
Pct 7953 - Election Day Reporting	742	67	9.03	8	19	36	1	3	0						
Pct 7953 - VBM Reporting	742	195	26.28	49	34	80	0	35	0						
Pct 7954 MB - Election Day Repo	0	0	0.00	0	0	0	0	0	0						

**THE CITY AND COUNTY OF SAN FRANCISCO Statement of Vote  
PRIMARY ELECTION JUNE 2014**

NON-PARTISAN SUPERIOR COURT JUDGE, SEAT 20										
	Registration	Ballots Cast	Turnout (%)	SUPERIOR COURT JUDGE, SEAT 20 KIMBERLY TONEY WILLIAMS	CAROL KINGSLEY	DANIEL FLORES	WRITE-IN	Under Vote	Over Vote	
Pct 7954 MB - VBM Reporting	0	0	0.00	0	0	0	0	0	0	
Pct 7955 - Election Day Reporting	768	56	7.29	11	11	27	0	7	0	
Pct 7955 - VBM Reporting	768	177	23.05	55	32	65	1	27	1	
Pct 7956 - Election Day Reporting	628	37	5.89	7	9	14	1	6	0	
Pct 7956 - VBM Reporting	628	164	26.11	52	32	66	0	11	1	
Pct 7957 - Election Day Reporting	570	46	8.07	12	8	21	0	5	0	
Pct 7957 - VBM Reporting	570	122	21.40	35	17	58	0	12	0	
Pct 7958 MB - Election Day Repo	250	2	0.80	0	1	0	0	1	0	
Pct 7958 MB - VBM Reporting	250	87	34.80	17	21	37	1	12	0	
Pct 9001 MB - Election Day Repo	234	1	0.43	1	0	0	0	0	0	
Pct 9001 MB - VBM Reporting	234	57	24.36	21	11	20	0	6	0	
Pct 9101 - Election Day Reporting	820	78	9.51	15	18	27	0	18	0	
Pct 9101 - VBM Reporting	820	186	22.68	48	49	65	1	23	0	
Pct 9102 - Election Day Reporting	834	74	8.87	15	20	25	1	13	0	
Pct 9102 - VBM Reporting	834	165	19.78	54	36	50	0	27	0	
Pct 9103 - Election Day Reporting	824	81	9.83	17	22	35	2	5	0	
Pct 9103 - VBM Reporting	824	158	18.93	33	43	55	0	25	2	
Pct 9104 - Election Day Reporting	852	62	7.28	9	12	30	0	11	0	
Pct 9104 - VBM Reporting	852	158	18.54	36	44	56	1	20	1	
Pct 9105 - Election Day Reporting	874	78	8.92	16	16	28	0	17	0	
Pct 9105 - VBM Reporting	874	171	19.57	51	47	45	1	28	0	
Pct 9106 - Election Day Reporting	831	79	9.51	7	29	29	0	14	0	
Pct 9106 - VBM Reporting	831	146	17.57	42	35	43	0	29	0	
Pct 9107 - Election Day Reporting	747	82	10.98	10	21	29	0	21	1	
Pct 9107 - VBM Reporting	747	120	16.06	25	30	39	0	26	0	
Pct 9108 - Election Day Reporting	705	62	8.79	11	18	26	0	7	0	
Pct 9108 - VBM Reporting	705	103	14.61	27	29	35	0	14	0	
Pct 9109 - Election Day Reporting	748	78	10.43	13	23	32	0	10	0	
Pct 9109 - VBM Reporting	748	135	18.05	38	33	43	0	21	0	
Pct 9111 - Election Day Reporting	694	53	7.64	11	8	23	1	10	0	
Pct 9111 - VBM Reporting	694	105	15.13	30	17	31	0	27	0	
Pct 9112 - Election Day Reporting	848	72	8.49	15	24	26	0	7	0	
Pct 9112 - VBM Reporting	848	149	17.57	29	43	53	0	25	1	
Pct 9113 - Election Day Reporting	924	94	10.17	20	27	33	0	14	0	
Pct 9113 - VBM Reporting	924	186	20.13	39	55	59	0	33	0	
Pct 9114 - Election Day Reporting	777	60	7.72	10	9	29	1	11	0	
Pct 9114 - VBM Reporting	777	148	19.05	34	32	59	0	22	0	
Pct 9115 - Election Day Reporting	819	67	8.18	5	25	25	0	12	0	
Pct 9115 - VBM Reporting	819	126	15.38	25	30	42	0	29	0	
Pct 9116 - Election Day Reporting	838	68	8.11	13	17	26	1	11	0	
Pct 9116 - VBM Reporting	838	135	16.11	37	31	46	2	20	0	
Pct 9117 - Election Day Reporting	684	77	11.26	11	27	23	1	15	0	
Pct 9117 - VBM Reporting	684	177	25.88	33	57	51	0	36	0	
Pct 9118 - Election Day Reporting	836	69	8.25	16	21	23	0	9	0	
Pct 9118 - VBM Reporting	836	147	17.58	40	40	42	0	26	0	
Pct 9119 - Election Day Reporting	794	57	7.18	5	21	24	1	6	0	
Pct 9119 - VBM Reporting	794	179	22.54	49	46	54	1	28	1	
Pct 9121 - Election Day Reporting	797	63	7.90	16	18	17	0	12	0	
Pct 9121 - VBM Reporting	797	146	18.32	41	32	42	3	28	0	
Pct 9122 - Election Day Reporting	811	48	5.92	6	8	28	0	6	0	
Pct 9122 - VBM Reporting	811	175	21.58	50	44	52	0	29	1	
Pct 9123 - Election Day Reporting	766	68	8.88	10	24	23	1	10	0	
Pct 9123 - VBM Reporting	766	138	18.02	42	39	42	0	15	1	
Pct 9124 - Election Day Reporting	803	65	8.09	10	17	28	0	10	0	
Pct 9124 - VBM Reporting	803	144	17.93	52	27	45	1	19	0	
Pct 9125 - Election Day Reporting	783	60	7.66	6	11	28	0	13	0	
Pct 9125 - VBM Reporting	783	155	20.31	33	30	67	1	29	0	

**THE CITY AND COUNTY OF SAN FRANCISCO Statement of Vote  
PRIMARY ELECTION JUNE 2014**

NON-PARTISAN SUPERIOR COURT JUDGE, SEAT 20																			
	Registration	Ballots Cast	Turnout (%)	SUPERIOR COURT JUDGE, SEAT 20 KIMBERLY TONEY WILLIAMS	CAROL KINGSLEY	DANIEL FLORES	WRITE-IN	Under Vote	Over Vote										
Pct 9126 - Election Day Reporting	833	69	8.28	16	11	25	0	17	0										
Pct 9126 - VBM Reporting	833	194	23.29	58	37	55	0	42	1										
Pct 9127 - Election Day Reporting	884	85	9.62	19	21	33	0	12	0										
Pct 9127 - VBM Reporting	884	175	19.80	36	47	52	0	38	0										
Pct 9128 - Election Day Reporting	761	65	8.54	17	22	15	1	10	0										
Pct 9128 - VBM Reporting	761	168	22.08	42	47	43	0	35	1										
Pct 9129 - Election Day Reporting	643	71	11.04	20	21	19	0	11	0										
Pct 9129 - VBM Reporting	643	110	17.11	31	18	39	0	22	0										
Pct 9131 - Election Day Reporting	658	65	9.88	12	15	29	0	9	0										
Pct 9131 - VBM Reporting	658	140	21.28	37	32	42	0	29	0										
Pct 9132 - Election Day Reporting	804	79	9.83	10	11	36	2	20	0										
Pct 9132 - VBM Reporting	804	102	12.69	35	20	29	0	19	0										
Pct 9133 - Election Day Reporting	910	83	9.12	21	31	25	0	6	0										
Pct 9133 - VBM Reporting	910	221	24.29	57	58	75	0	28	1										
Pct 9134 - Election Day Reporting	720	45	6.25	9	5	18	0	13	0										
Pct 9134 - VBM Reporting	720	139	19.31	34	41	43	1	20	0										
Pct 9135 - Election Day Reporting	732	75	10.25	16	11	32	0	16	0										
Pct 9135 - VBM Reporting	732	146	19.95	37	30	56	1	22	0										
Pct 9136 - Election Day Reporting	813	60	7.38	12	17	24	0	7	0										
Pct 9136 - VBM Reporting	813	134	16.48	36	23	52	0	23	0										
Pct 9137 - Election Day Reporting	845	77	9.11	17	21	30	0	9	0										
Pct 9137 - VBM Reporting	845	183	21.86	52	46	58	1	27	0										
Pct 9138 - Election Day Reporting	803	61	7.60	12	18	24	0	7	0										
Pct 9138 - VBM Reporting	803	175	22.29	46	48	62	2	23	0										
Pct 9139 - Election Day Reporting	876	73	8.33	16	16	25	0	16	0										
Pct 9139 - VBM Reporting	876	239	27.28	63	64	73	0	42	0										
Pct 9141 - Election Day Reporting	849	64	7.54	9	23	24	0	8	0										
Pct 9141 - VBM Reporting	849	171	20.14	48	35	56	0	32	0										
Pct 9142 - Election Day Reporting	838	54	6.44	7	19	20	0	7	0										
Pct 9142 - VBM Reporting	838	144	17.18	29	35	53	1	26	0										
Pct 9143 - Election Day Reporting	831	80	9.63	11	24	29	1	15	0										
Pct 9143 - VBM Reporting	831	170	20.46	36	41	60	0	34	0										
Pct 9144 - Election Day Reporting	844	98	11.61	17	23	35	0	23	0										
Pct 9144 - VBM Reporting	844	157	18.60	44	34	53	0	29	0										
Pct 9145 - Election Day Reporting	793	88	11.10	11	27	33	1	16	0										
Pct 9145 - VBM Reporting	793	142	17.91	29	41	51	0	19	0										
Pct 9146 - Election Day Reporting	824	66	8.01	12	16	33	0	5	0										
Pct 9146 - VBM Reporting	824	141	17.11	21	37	58	0	21	0										
Pct 9147 - Election Day Reporting	881	89	10.10	11	23	42	0	13	0										
Pct 9147 - VBM Reporting	881	135	15.32	38	28	46	1	25	0										
Pct 9148 - Election Day Reporting	862	81	9.40	15	18	36	1	11	0										
Pct 9148 - VBM Reporting	862	136	15.78	31	38	44	1	29	0										
Pct 9149 - Election Day Reporting	856	85	9.93	9	17	37	1	21	0										
Pct 9149 - VBM Reporting	856	145	16.94	27	31	57	0	31	0										
Pct 9151 - Election Day Reporting	700	58	8.29	10	21	17	0	10	0										
Pct 9151 - VBM Reporting	700	171	24.43	45	41	54	0	31	0										
Pct 9152 - Election Day Reporting	680	13	1.91	2	3	3	0	5	0										
Pct 9152 - VBM Reporting	680	84	12.35	14	19	38	0	13	0										
Pct 9201 - Election Day Reporting	773	52	6.73	6	13	27	0	6	0										
Pct 9201 - VBM Reporting	773	94	12.16	17	29	29	1	18	0										
Pct 9202 - Election Day Reporting	816	47	5.76	10	10	22	0	5	0										
Pct 9202 - VBM Reporting	816	98	12.01	25	31	26	0	16	0										
Pct 9203 - Election Day Reporting	834	62	7.43	10	23	15	1	13	0										
Pct 9203 - VBM Reporting	834	151	18.11	35	50	33	0	34	0										
Pct 9204 - Election Day Reporting	750	66	9.07	11	29	12	0	16	0										
Pct 9204 - VBM Reporting	750	147	19.60	44	52	22	0	30	0										
Pct 9205 - Election Day Reporting	651	33	5.07	5	9	17	0	2	0										

**THE CITY AND COUNTY OF SAN FRANCISCO Statement of Vote  
PRIMARY ELECTION JUNE 2014**

NON-PARTISAN SUPERIOR COURT JUDGE, SEAT 20												
	Registration	Ballois Cast	Turnout (%)	SUPERIOR COURT JUDGE, SEAT 20 KIMBERLY TONEY WILLIAMS	CAROL KINGSLEY	DANIEL FLORES	WRITE-IN	Under Vote	Over Vote			
Pct 9205 - VBM Reporting	651	134	20.58	32	41	44	0	18	0			
Pct 9206 - Election Day Reporting	844	55	6.52	11	22	13	0	9	0			
Pct 9206 - VBM Reporting	844	184	21.80	51	72	28	1	33	0			
Pct 9207 - Election Day Reporting	832	73	8.77	11	27	18	0	17	0			
Pct 9207 - VBM Reporting	832	110	13.22	32	34	20	1	26	0			
Pct 9208 - Election Day Reporting	813	53	6.52	12	15	16	0	10	0			
Pct 9208 - VBM Reporting	813	120	14.76	30	45	26	0	20	0			
Pct 9209 - Election Day Reporting	630	41	6.51	11	10	11	0	9	0			
Pct 9209 - VBM Reporting	630	120	19.05	26	38	34	0	24	0			
Pct 9211 - Election Day Reporting	746	51	6.84	10	11	17	0	13	0			
Pct 9211 - VBM Reporting	746	109	14.61	29	30	26	0	24	0			
Pct 9212 - Election Day Reporting	691	39	5.64	6	9	19	0	5	0			
Pct 9212 - VBM Reporting	691	97	14.04	30	20	28	1	16	2			
Pct 9213 - Election Day Reporting	812	65	8.00	11	15	20	0	19	0			
Pct 9213 - VBM Reporting	812	134	16.50	25	51	29	0	29	0			
Pct 9214 - Election Day Reporting	544	43	7.90	10	11	13	0	9	0			
Pct 9214 - VBM Reporting	544	119	21.88	27	36	22	0	36	0			
Pct 9215 - Election Day Reporting	571	49	8.58	9	21	7	0	12	0			
Pct 9215 - VBM Reporting	571	101	17.69	20	42	18	0	22	0			
Pct 9216 - Election Day Reporting	692	58	8.38	11	20	19	0	8	0			
Pct 9216 - VBM Reporting	692	90	13.01	25	23	24	0	17	1			
Pct 9217 - Election Day Reporting	622	50	8.04	12	15	20	0	3	0			
Pct 9217 - VBM Reporting	622	113	18.17	16	42	29	0	26	0			
Pct 9218 - Election Day Reporting	685	42	6.13	5	15	12	0	10	0			
Pct 9218 - VBM Reporting	685	95	13.87	24	26	27	0	17	0			
Pct 9219 - Election Day Reporting	687	44	6.40	11	14	13	0	6	0			
Pct 9219 - VBM Reporting	687	109	15.87	24	30	36	0	19	0			
Pct 9221 - Election Day Reporting	608	68	11.18	9	32	14	0	13	0			
Pct 9221 - VBM Reporting	608	168	27.63	37	61	28	1	44	0			
Pct 9222 - Election Day Reporting	763	70	9.17	11	30	16	0	16	0			
Pct 9222 - VBM Reporting	763	169	22.15	29	67	31	1	43	0			
Pct 9223 - Election Day Reporting	550	41	7.45	7	16	12	0	6	0			
Pct 9223 - VBM Reporting	550	103	18.73	25	30	27	0	22	0			
Pct 9224 - Election Day Reporting	868	62	7.14	14	26	15	0	7	0			
Pct 9224 - VBM Reporting	868	210	24.19	64	62	53	0	32	0			
Pct 9225 - Election Day Reporting	772	59	7.64	8	16	24	0	11	0			
Pct 9225 - VBM Reporting	772	121	15.67	32	32	32	0	25	0			
Pct 9226 - Election Day Reporting	817	64	7.83	7	27	16	0	14	0			
Pct 9226 - VBM Reporting	817	152	18.60	46	39	37	0	30	0			
Pct 9227 - Election Day Reporting	692	59	8.53	8	25	17	1	8	0			
Pct 9227 - VBM Reporting	692	204	29.48	46	78	40	0	44	0			
Pct 9228 - Election Day Reporting	665	74	11.13	12	26	23	0	13	0			
Pct 9228 - VBM Reporting	665	174	26.17	29	70	36	2	40	0			
Pct 9229 - Election Day Reporting	532	53	9.95	6	28	13	0	6	0			
Pct 9229 - VBM Reporting	532	123	23.12	17	49	31	0	25	1			
Pct 9231 - Election Day Reporting	915	107	11.69	15	34	45	0	13	0			
Pct 9231 - VBM Reporting	915	176	19.23	40	44	51	1	41	0			
Pct 9232 - Election Day Reporting	675	66	9.78	11	26	18	0	11	0			
Pct 9232 - VBM Reporting	675	142	21.04	37	51	29	0	24	0			
Pct 9233 - Election Day Reporting	692	47	6.79	6	15	12	0	14	0			
Pct 9233 - VBM Reporting	692	182	26.30	33	74	28	0	51	0			
Pct 9234 - Election Day Reporting	648	63	9.72	8	18	22	0	16	0			
Pct 9234 - VBM Reporting	648	172	26.54	34	59	56	0	23	1			
Pct 9235 - Election Day Reporting	839	83	9.89	16	30	18	0	19	0			
Pct 9235 - VBM Reporting	839	167	19.90	42	67	28	0	30	0			
Pct 9236 - Election Day Reporting	636	53	8.33	5	23	15	1	9	0			
Pct 9236 - VBM Reporting	636	126	19.81	26	39	32	0	31	0			

**THE CITY AND COUNTY OF SAN FRANCISCO Statement of Vote  
PRIMARY ELECTION JUNE 2014**

NON-PARTISAN SUPERIOR COURT JUDGE, SEAT 20																			
	Registration	Ballots Cast	Turnout (%)	SUPERIOR COURT JUDGE, SEAT 20 KIMBERLY TONEY WILLIAMS	CAROL KINGSLEY	DANIEL FLORES	WRITE-IN	Under Vote	Over Vote										
Pct 9237 - Election Day Reporting	821	58	7.06	9	18	20	0	11	0										
Pct 9237 - VBM Reporting	821	159	19.37	25	62	38	0	31	0										
Pct 9238 - Election Day Reporting	746	45	6.03	6	17	15	0	7	0										
Pct 9238 - VBM Reporting	746	184	24.66	49	71	32	0	31	0										
Pct 9239 - Election Day Reporting	777	57	7.34	5	18	20	0	14	0										
Pct 9239 - VBM Reporting	777	191	24.58	35	76	45	0	33	0										
Pct 9241 - Election Day Reporting	879	66	7.74	16	16	20	0	16	0										
Pct 9241 - VBM Reporting	879	154	17.52	42	44	35	0	30	1										
Pct 9242 - Election Day Reporting	844	66	7.82	9	23	25	0	9	0										
Pct 9242 - VBM Reporting	844	156	18.48	33	40	49	0	34	0										
Pct 9243 - Election Day Reporting	543	47	8.66	5	20	15	0	7	0										
Pct 9243 - VBM Reporting	543	92	16.94	19	33	26	0	12	0										
Pct 9244 - Election Day Reporting	763	65	8.52	8	26	17	0	14	0										
Pct 9244 - VBM Reporting	763	118	15.47	18	30	46	0	24	0										
Pct 9245 - Election Day Reporting	631	61	9.67	15	24	15	0	7	0										
Pct 9245 - VBM Reporting	631	104	16.48	21	26	43	0	14	1										
Pct 9246 - Election Day Reporting	803	38	4.73	4	7	20	0	7	0										
Pct 9246 - VBM Reporting	803	152	18.93	30	52	39	0	31	0										
Pct 9247 - Election Day Reporting	800	57	7.13	10	16	21	0	9	0										
Pct 9247 - VBM Reporting	800	160	20.00	32	59	54	1	14	0										
Pct 9248 - Election Day Reporting	752	53	7.05	11	13	25	0	4	0										
Pct 9248 - VBM Reporting	752	139	18.48	24	38	46	0	31	0										
Pct 9249 - Election Day Reporting	805	73	9.07	6	29	22	0	16	0										
Pct 9249 - VBM Reporting	805	149	18.51	26	66	43	0	16	0										
Pct 9251 - Election Day Reporting	822	93	11.31	13	28	34	2	15	0										
Pct 9251 - VBM Reporting	822	155	18.86	40	45	44	0	28	0										
Pct 9252 - Election Day Reporting	807	63	7.81	15	17	21	0	10	0										
Pct 9252 - VBM Reporting	807	160	19.83	32	59	47	0	23	0										
Pct 9253 - Election Day Reporting	717	58	8.09	6	16	24	2	10	0										
Pct 9253 - VBM Reporting	717	147	20.50	27	50	42	0	26	1										
Pct 9254 - Election Day Reporting	818	50	6.11	17	12	12	1	8	0										
Pct 9254 - VBM Reporting	818	155	18.95	35	39	50	0	32	0										
Pct 9255 - Election Day Reporting	486	43	8.85	5	8	23	0	7	0										
Pct 9255 - VBM Reporting	486	62	12.76	17	16	23	0	6	0										
Pct 9256 - Election Day Reporting	325	16	4.92	3	7	5	0	1	0										
Pct 9256 - VBM Reporting	325	48	14.77	11	9	17	1	10	0										
Pct 9257 MB - Election Day Reporting	259	0	0.00	0	0	0	0	0	0										
Pct 9257 MB - VBM Reporting	259	67	25.87	13	14	30	0	9	0										
Pct 9258 - Election Day Reporting	590	33	5.59	8	11	5	0	9	0										
Pct 9258 - VBM Reporting	590	126	21.69	31	35	41	1	22	0										
Pct 9401 - Election Day Reporting	842	82	9.74	16	10	36	1	19	0										
Pct 9401 - VBM Reporting	842	135	16.03	29	26	68	0	15	0										
Pct 9402 - Election Day Reporting	860	64	7.44	16	14	29	1	4	0										
Pct 9402 - VBM Reporting	860	140	16.28	34	25	55	0	24	0										
Pct 9403 - Election Day Reporting	800	42	5.25	7	8	16	0	11	0										
Pct 9403 - VBM Reporting	800	160	20.00	48	39	49	0	27	0										
Pct 9404 - Election Day Reporting	821	64	7.80	11	12	28	0	13	0										
Pct 9404 - VBM Reporting	821	179	21.80	52	37	53	1	36	0										
Pct 9405 - Election Day Reporting	682	79	11.58	16	21	31	1	10	0										
Pct 9405 - VBM Reporting	682	120	17.60	28	28	41	0	24	0										
Pct 9406 - Election Day Reporting	819	69	8.42	9	16	22	0	22	0										
Pct 9406 - VBM Reporting	819	158	19.29	46	32	42	2	35	0										
Pct 9407 - Election Day Reporting	812	54	6.65	10	18	17	0	9	0										
Pct 9407 - VBM Reporting	812	133	16.38	23	35	47	0	30	0										
Pct 9408 - Election Day Reporting	717	53	7.39	6	13	24	0	8	0										
Pct 9408 - VBM Reporting	717	110	15.34	35	26	30	0	22	0										
Pct 9409 - Election Day Reporting	539	48	8.91	8	9	24	1	6	0										

THE CITY AND COUNTY OF SAN FRANCISCO Statement of Vote  
PRIMARY ELECTION JUNE 2014

NON-PARTISAN SUPERIOR COURT JUDGE, SEAT 20												
	Registration	Balls Cast	Turnout (%)	SUPERIOR COURT JUDGE, SEAT 20 KIMBERLY TONEY WILLIAMS	CAROL KINGSLEY	DANIEL FLORES	WRITE-IN	Under Vote	Over Vote			
Pct 9409 - VBM Reporting	539	95	17.63	22	16	38	2	20	0			
Pct 9411 - Election Day Reporting	851	62	7.29	10	18	30	0	11	0			
Pct 9411 - VBM Reporting	851	131	15.39	33	22	61	0	17	0			
Pct 9412 - Election Day Reporting	798	72	9.02	10	17	28	2	15	0			
Pct 9412 - VBM Reporting	798	160	20.05	54	25	49	2	32	0			
Pct 9413 - Election Day Reporting	821	52	6.33	21	8	15	0	8	0			
Pct 9413 - VBM Reporting	821	172	20.95	54	27	55	0	42	0			
Pct 9414 - Election Day Reporting	806	64	7.94	7	28	23	0	6	0			
Pct 9414 - VBM Reporting	806	170	21.09	48	38	51	1	29	0			
Pct 9415 - Election Day Reporting	689	54	7.84	8	16	20	0	8	0			
Pct 9415 - VBM Reporting	689	144	20.90	43	40	40	2	17	1			
Pct 9416 - Election Day Reporting	867	81	9.34	14	21	27	1	18	0			
Pct 9416 - VBM Reporting	867	162	18.69	58	33	50	0	21	0			
Pct 9417 - Election Day Reporting	676	40	5.92	6	11	21	1	5	0			
Pct 9417 - VBM Reporting	676	139	20.56	41	43	37	0	19	1			
Pct 9418 - Election Day Reporting	688	47	6.83	12	14	10	0	11	0			
Pct 9418 - VBM Reporting	688	154	22.38	53	27	35	0	36	0			
Pct 9419 - Election Day Reporting	796	76	9.55	17	20	25	1	13	0			
Pct 9419 - VBM Reporting	796	187	23.49	51	42	61	0	36	0			
Pct 9421 - Election Day Reporting	812	50	6.16	12	13	17	0	8	0			
Pct 9421 - VBM Reporting	812	198	24.38	76	43	41	0	41	0			
Pct 9422 - Election Day Reporting	925	83	8.97	19	26	26	0	11	1			
Pct 9422 - VBM Reporting	925	185	20.00	39	44	63	0	42	0			
Pct 9423 - Election Day Reporting	809	59	7.29	12	14	24	0	9	0			
Pct 9423 - VBM Reporting	809	151	18.67	38	25	58	2	28	0			
Pct 9424 - Election Day Reporting	826	57	6.90	11	10	25	0	11	0			
Pct 9424 - VBM Reporting	826	180	21.79	59	38	45	1	38	0			
Pct 9425 - Election Day Reporting	808	40	4.95	7	9	19	0	5	0			
Pct 9425 - VBM Reporting	808	162	20.05	58	31	41	1	35	0			
Pct 9426 - Election Day Reporting	727	57	7.84	10	12	24	1	10	0			
Pct 9426 - VBM Reporting	727	137	18.84	32	36	32	0	39	0			
Pct 9427 - Election Day Reporting	797	57	7.15	14	13	20	0	10	0			
Pct 9427 - VBM Reporting	797	185	23.21	58	46	44	0	42	0			
Pct 9428 - Election Day Reporting	854	51	5.97	8	13	23	0	8	0			
Pct 9428 - VBM Reporting	854	186	21.78	51	54	49	1	37	0			
Pct 9429 - Election Day Reporting	774	90	11.63	24	16	31	0	19	0			
Pct 9429 - VBM Reporting	774	159	20.54	49	36	44	2	29	0			
Pct 9431 - Election Day Reporting	868	70	8.06	18	18	30	0	4	0			
Pct 9431 - VBM Reporting	868	224	25.81	71	52	59	0	42	0			
Pct 9432 - Election Day Reporting	851	84	9.87	25	17	26	1	15	0			
Pct 9432 - VBM Reporting	851	176	20.68	46	33	56	0	41	0			
Pct 9433 - Election Day Reporting	839	53	6.32	12	11	18	0	12	0			
Pct 9433 - VBM Reporting	839	186	22.17	53	49	40	0	47	1			
Pct 9434 - Election Day Reporting	889	62	6.97	12	13	27	0	10	0			
Pct 9434 - VBM Reporting	889	208	23.40	70	46	55	1	38	0			
Pct 9435 - Election Day Reporting	855	89	10.41	20	23	31	0	15	0			
Pct 9435 - VBM Reporting	855	189	22.11	54	35	56	0	47	0			
Pct 9436 - Election Day Reporting	900	64	7.11	15	17	25	0	7	0			
Pct 9436 - VBM Reporting	900	227	25.22	73	39	62	2	45	0			
Pct 9437 - Election Day Reporting	825	75	9.09	16	28	20	0	11	0			
Pct 9437 - VBM Reporting	825	176	21.33	52	37	51	0	40	0			
Pct 9438 - Election Day Reporting	841	69	8.20	10	26	28	0	5	0			
Pct 9438 - VBM Reporting	841	188	22.35	46	47	66	0	23	0			
Pct 9439 - Election Day Reporting	827	62	7.50	18	15	15	0	14	0			
Pct 9439 - VBM Reporting	827	174	21.04	49	50	47	1	28	0			
Pct 9441 - Election Day Reporting	895	67	7.49	19	15	24	0	9	0			
Pct 9441 - VBM Reporting	895	197	22.01	55	48	54	0	44	0			

**THE CITY AND COUNTY OF SAN FRANCISCO Statement of Vote  
PRIMARY ELECTION JUNE 2014**

NON-PARTISAN SUPERIOR COURT JUDGE, SEAT 20												
	Registration	Ballots Cast	Turnout (%)	SUPERIOR COURT JUDGE, SEAT 20 KIMBERLY TONEY WILLIAMS	CAROL KINGSLEY	DANIEL FLORES	WRITE-IN	Under Vote	Over Vote			
Pct 9442 - Election Day Reporting	896	80	8.93	17	19	32	0	12	0			
Pct 9442 - VBM Reporting	896	166	18.53	39	30	66	0	30	0			
Pct 9443 - Election Day Reporting	780	59	7.56	17	14	19	0	9	0			
Pct 9443 - VBM Reporting	780	159	20.38	38	40	52	0	28	0			
Pct 9444 - Election Day Reporting	819	41	5.01	12	11	11	1	6	0			
Pct 9444 - VBM Reporting	819	175	21.37	62	29	51	2	32	0			
Pct 9445 - Election Day Reporting	853	72	8.44	18	21	17	1	15	0			
Pct 9445 - VBM Reporting	853	205	24.03	51	58	61	0	40	1			
Pct 9446 - Election Day Reporting	906	81	8.94	19	23	26	1	12	0			
Pct 9446 - VBM Reporting	906	210	23.18	55	45	61	0	55	0			
Pct 9447 - Election Day Reporting	860	58	6.74	7	18	22	0	11	0			
Pct 9447 - VBM Reporting	860	181	21.05	48	40	53	0	39	1			
Pct 9448 - Election Day Reporting	834	55	6.59	16	13	16	0	10	0			
Pct 9448 - VBM Reporting	834	177	21.22	47	45	60	1	29	0			
Pct 9449 - Election Day Reporting	678	51	7.52	10	7	24	1	9	0			
Pct 9449 - VBM Reporting	678	159	23.45	56	37	31	2	31	0			
Pct 9451 - Election Day Reporting	368	36	9.78	10	10	14	0	2	0			
Pct 9451 - VBM Reporting	368	89	24.18	29	18	24	0	21	0			
Pct 9452 - Election Day Reporting	715	67	9.37	14	17	31	0	5	0			
Pct 9452 - VBM Reporting	715	138	19.30	41	30	42	0	27	0			
Pct 9453 - Election Day Reporting	434	35	7.60	5	12	12	0	4	0			
Pct 9453 - VBM Reporting	434	108	25.12	24	29	31	0	24	0			
Pct 9501 MB - Election Day Reporting	125	1	0.80	0	1	0	0	0	0			
Pct 9501 MB - VBM Reporting	125	41	32.80	13	12	11	0	4	0			
Pct 9502 MB - Election Day Reporting	188	0	0.00	0	0	0	0	0	0			
Pct 9502 MB - VBM Reporting	188	63	33.51	16	13	27	0	7	0			
Pct 9503/9504 - Election Day Reporting	625	33	5.28	6	10	10	0	7	0			
Pct 9503/9504 - VBM Reporting	625	109	17.44	17	26	54	0	12	1			
Pct 9505 - Election Day Reporting	727	50	6.88	13	10	21	0	6	0			
Pct 9505 - VBM Reporting	727	144	19.81	27	29	55	1	32	1			
Pct 9506 - Election Day Reporting	706	47	6.66	8	8	21	0	10	0			
Pct 9506 - VBM Reporting	706	101	14.31	26	18	39	0	17	1			
Pct 9507 - Election Day Reporting	670	61	9.10	7	16	30	1	7	0			
Pct 9507 - VBM Reporting	670	114	17.01	25	19	55	0	16	0			
Pct 9508 - Election Day Reporting	708	48	6.78	7	4	26	1	10	0			
Pct 9508 - VBM Reporting	708	83	11.72	14	25	35	0	9	0			
Pct 9509 - Election Day Reporting	588	49	8.33	9	9	24	0	7	0			
Pct 9509 - VBM Reporting	588	96	16.33	11	24	43	0	17	1			
Pct 9511 - Election Day Reporting	572	64	11.19	5	17	26	0	16	0			
Pct 9511 - VBM Reporting	572	85	14.86	9	13	50	0	12	0			
Pct 9512 - Election Day Reporting	703	47	6.69	10	10	24	0	3	0			
Pct 9512 - VBM Reporting	703	117	16.64	18	21	56	0	21	1			
Pct 9513 - Election Day Reporting	808	62	7.67	12	9	35	0	6	0			
Pct 9513 - VBM Reporting	808	108	13.37	16	24	54	1	13	0			
Pct 9514/9522 - Election Day Reporting	852	80	9.39	7	23	37	0	13	0			
Pct 9514/9522 - VBM Reporting	852	97	11.38	20	30	30	0	15	0			
Pct 9515 - Election Day Reporting	651	65	9.98	8	22	26	0	9	0			
Pct 9515 - VBM Reporting	651	97	14.90	13	33	34	0	17	0			
Pct 9516 - Election Day Reporting	794	90	11.34	9	15	50	0	16	0			
Pct 9516 - VBM Reporting	794	141	17.76	31	36	58	0	17	0			
Pct 9517 - Election Day Reporting	740	63	8.51	9	11	32	0	11	0			
Pct 9517 - VBM Reporting	740	123	16.62	19	25	52	1	27	1			
Pct 9518 - Election Day Reporting	684	64	9.36	10	14	34	0	7	0			
Pct 9518 - VBM Reporting	684	87	12.72	12	17	42	0	17	0			
Pct 9519 - Election Day Reporting	821	91	11.08	11	23	50	0	7	0			
Pct 9519 - VBM Reporting	821	126	15.35	16	29	55	1	26	0			
Pct 9521 - Election Day Reporting	841	95	11.77	13	17	45	2	23	0			



**THE CITY AND COUNTY OF SAN FRANCISCO Statement of Vote  
PRIMARY ELECTION JUNE 2014**

NON-PARTISAN SUPERIOR COURT JUDGE, SEAT 20										
	Registration	Ballots Cast	Turnout (%)	SUPERIOR COURT JUDGE SEAT 20 KIMBERLY TONEY WILLIAMS	CAROL KINGSLEY	DANIEL FLORES	WRITE-IN	Under Vote	Over Vote	
Pct 9521 - VBM Reporting	841	123	14.63	18	34	45	1	26	0	
Pct 9701 - Election Day Reporting	608	65	10.69	13	14	26	0	12	0	
Pct 9701 - VBM Reporting	608	134	22.04	31	21	53	0	29	0	
Pct 9702 - Election Day Reporting	665	65	9.77	13	11	33	0	8	0	
Pct 9702 - VBM Reporting	665	114	17.14	18	28	44	0	25	0	
Pct 9703 - Election Day Reporting	871	72	8.27	15	17	29	0	11	0	
Pct 9703 - VBM Reporting	871	201	23.08	58	47	67	1	27	0	
Pct 9704 - Election Day Reporting	880	78	8.64	14	24	18	0	19	1	
Pct 9704 - VBM Reporting	880	199	22.61	46	45	62	0	47	0	
Pct 9705 - Election Day Reporting	823	58	7.05	14	15	25	0	4	0	
Pct 9705 - VBM Reporting	823	165	20.05	40	38	59	0	27	0	
Pct 9706 MB - Election Day Reporting	55	0	0.00	0	0	0	0	0	0	
Pct 9706 MB - VBM Reporting	55	18	32.73	4	5	5	0	3	0	
Pct 9707 - Election Day Reporting	725	54	7.45	10	24	15	0	5	0	
Pct 9707 - VBM Reporting	725	193	26.62	43	46	72	0	34	0	
Pct 9708 - Election Day Reporting	826	66	7.99	16	16	27	0	7	0	
Pct 9708 - VBM Reporting	826	178	21.55	43	34	54	2	44	1	
Pct 9709 - Election Day Reporting	877	81	9.24	15	25	26	2	13	0	
Pct 9709 - VBM Reporting	877	202	23.03	56	51	48	1	45	0	
Pct 9711 - Election Day Reporting	575	78	13.57	15	21	26	0	16	0	
Pct 9711 - VBM Reporting	575	152	26.43	34	63	38	1	17	0	
Pct 9712 - Election Day Reporting	589	73	12.39	14	28	15	0	16	0	
Pct 9712 - VBM Reporting	589	152	25.81	39	42	37	0	33	0	
Pct 9713 - Election Day Reporting	866	57	6.58	8	19	18	0	12	0	
Pct 9713 - VBM Reporting	866	193	22.29	56	45	52	0	42	0	
Pct 9714 - Election Day Reporting	864	88	10.19	9	46	27	0	6	0	
Pct 9714 - VBM Reporting	864	247	28.59	67	96	42	0	41	1	
Pct 9715 - Election Day Reporting	554	88	15.88	14	51	21	0	3	0	
Pct 9715 - VBM Reporting	554	148	26.71	30	62	34	0	21	0	
Pct 9716 - Election Day Reporting	829	71	8.56	11	17	33	0	10	0	
Pct 9716 - VBM Reporting	829	187	22.56	52	50	48	0	37	0	
Pct 9717 - Election Day Reporting	881	80	9.08	18	26	26	0	11	0	
Pct 9717 - VBM Reporting	881	188	21.34	45	58	53	0	33	0	
Pct 9718 - Election Day Reporting	800	106	13.25	30	35	27	0	14	0	
Pct 9718 - VBM Reporting	800	230	28.75	55	68	65	0	42	0	
Pct 9719 - Election Day Reporting	828	108	13.04	18	34	43	1	12	0	
Pct 9719 - VBM Reporting	828	218	26.33	50	57	76	0	37	0	
Pct 9721 - Election Day Reporting	598	81	13.55	17	26	28	0	10	0	
Pct 9721 - VBM Reporting	598	146	24.41	49	30	46	0	21	0	
Pct 9722 - Election Day Reporting	583	62	10.63	9	28	13	0	12	0	
Pct 9722 - VBM Reporting	583	158	27.10	38	48	47	0	25	1	
Pct 9723 - Election Day Reporting	415	25	6.02	13	5	6	0	1	0	
Pct 9723 - VBM Reporting	415	132	31.81	38	26	36	0	32	0	
Pct 9724 - Election Day Reporting	841	75	8.92	24	24	19	0	8	0	
Pct 9724 - VBM Reporting	841	249	29.49	78	68	54	2	50	0	
Pct 9725 - Election Day Reporting	878	45	5.13	5	20	13	0	7	0	
Pct 9725 - VBM Reporting	878	222	25.28	77	60	51	3	33	0	
Pct 9726 - Election Day Reporting	695	48	6.91	9	13	19	0	7	0	
Pct 9726 - VBM Reporting	695	94	13.53	22	24	29	0	23	0	
Pct 9727 - Election Day Reporting	405	39	9.63	6	16	9	0	8	0	
Pct 9727 - VBM Reporting	405	113	27.90	33	43	19	0	20	0	
Pct 9728 - Election Day Reporting	883	97	10.99	16	29	36	1	15	0	
Pct 9728 - VBM Reporting	883	238	26.95	63	95	52	0	28	0	
Pct 9729 - Election Day Reporting	703	79	11.24	17	37	16	0	9	0	
Pct 9729 - VBM Reporting	703	183	26.03	50	80	28	0	28	0	
Pct 9731 - Election Day Reporting	497	83	16.70	18	27	25	0	13	0	
Pct 9731 - VBM Reporting	497	113	22.74	36	35	19	0	23	0	

**THE CITY AND COUNTY OF SAN FRANCISCO Statement of Vote  
PRIMARY ELECTION JUNE 2014**

NON-PARTISAN SUPERIOR COURT JUDGE, SEAT 20																		
	Registration	Ballots Cast	Turnout (%)	SUPERIOR COURT JUDGE SEAT 20 KIMBERLY TONEY WILLIAMS	CAROL KINGSLEY	DANIEL FLORES	WRITE-IN	Under Vote	Over Vote									
Pct 9732 MB - Election Day Repo	65	0	0.00	0	0	0	0	0	0									
Pct 9732 MB - VBM Reporting	65	25	44.62	7	5	13	0	4	0									
Pct 9733 MB - Election Day Repo	210	1	0.48	0	0	1	0	0	0									
Pct 9733 MB - VBM Reporting	210	85	41.90	21	16	36	0	15	0									
Pct 9734 - Election Day Reporting	569	62	10.90	13	26	15	0	8	0									
Pct 9734 - VBM Reporting	569	186	32.69	49	62	51	0	27	0									
Pct 9735 - Election Day Reporting	738	93	12.60	20	33	31	1	8	0									
Pct 9735 - VBM Reporting	738	215	29.13	39	79	59	2	37	0									
Pct 9736 - Election Day Reporting	666	78	11.71	15	25	27	0	11	0									
Pct 9736 - VBM Reporting	666	191	28.68	46	48	56	1	40	0									
Pct 9737 - Election Day Reporting	736	55	7.47	10	18	21	0	6	0									
Pct 9737 - VBM Reporting	736	229	31.11	63	48	93	0	26	0									
Pct 9738 - Election Day Reporting	672	49	7.29	16	12	16	0	5	0									
Pct 9738 - VBM Reporting	672	148	22.02	48	47	42	1	11	0									
Pct 9739 - Election Day Reporting	791	38	4.80	7	8	23	0	1	0									
Pct 9739 - VBM Reporting	791	104	13.15	38	20	28	1	16	1									
Pct 9741 - Election Day Reporting	631	2	0.32	0	0	1	0	1	0									
Pct 9741 - VBM Reporting	631	1	0.16	1	0	0	0	0	0									
Pct 9742 - Election Day Reporting	563	68	11.72	11	24	21	0	10	0									
Pct 9742 - VBM Reporting	563	116	20.60	25	39	24	0	27	0									
Pct 9743 - Election Day Reporting	839	58	6.91	12	17	21	0	8	0									
Pct 9743 - VBM Reporting	839	169	20.14	43	51	59	0	18	0									
Pct 9744 - Election Day Reporting	817	66	8.08	13	16	28	2	7	0									
Pct 9744 - VBM Reporting	817	121	14.81	23	26	49	1	22	0									
Pct 9745 - Election Day Reporting	898	58	6.46	7	20	26	0	4	0									
Pct 9745 - VBM Reporting	898	109	12.14	23	27	42	0	17	0									
Pct 9746 - Election Day Reporting	867	96	11.07	25	32	25	0	14	0									
Pct 9746 - VBM Reporting	867	222	25.61	69	63	61	0	29	0									
Pct 9747 - Election Day Reporting	858	74	8.62	15	16	35	0	8	0									
Pct 9747 - VBM Reporting	858	176	20.51	47	35	67	1	26	0									
Pct 9748 - Election Day Reporting	888	86	9.68	20	20	36	1	9	0									
Pct 9748 - VBM Reporting	888	211	23.76	52	54	69	0	33	2									
Pct 9749 - Election Day Reporting	770	59	7.66	10	10	29	0	11	0									
Pct 9749 - VBM Reporting	770	145	18.83	33	23	58	0	31	1									
Pct 9751 - Election Day Reporting	854	77	9.02	15	26	30	1	5	0									
Pct 9751 - VBM Reporting	854	236	27.63	64	60	75	1	36	0									
Pct 9752 - Election Day Reporting	652	63	9.66	12	17	26	0	9	0									
Pct 9752 - VBM Reporting	652	202	30.98	44	50	72	2	34	0									
Pct 9753 - Election Day Reporting	691	56	8.10	10	9	32	0	5	0									
Pct 9753 - VBM Reporting	691	180	23.15	42	31	64	0	22	0									
Pct 9754 - Election Day Reporting	664	73	10.99	14	18	33	0	8	0									
Pct 9754 - VBM Reporting	664	167	25.15	47	34	68	1	17	0									
Pct 9755 - Election Day Reporting	504	52	10.32	7	9	26	0	10	0									
Pct 9755 - VBM Reporting	504	131	25.99	33	21	58	0	22	0									
Pct 9756 - Election Day Reporting	786	48	6.11	5	11	26	1	5	0									
Pct 9756 - VBM Reporting	786	180	22.90	47	40	67	3	23	0									
Pct 9801 - Election Day Reporting	381	40	10.50	11	6	19	0	3	0									
Pct 9801 - VBM Reporting	381	80	21.00	22	17	28	0	14	0									
Pct 9900 MB - Election Day Repo	0	0	0.00	0	0	0	0	0	0									
Pct 9900 MB - VBM Reporting	0	0	0.00	0	0	0	0	0	0									
Pct 9901 MB - Election Day Repo	0	0	0.00	0	0	0	0	0	0									
Pct 9901 MB - VBM Reporting	0	0	0.00	0	0	0	0	0	0									
Pct 9902 MB - Election Day Repo	0	0	0.00	0	0	0	0	0	0									
Pct 9902 MB - VBM Reporting	0	0	0.00	0	0	0	0	0	0									
Election Day Reporting Totals	435757	39406	9.04	6677	9215	17235	132	6158	23									

THE CITY AND COUNTY OF SAN FRANCISCO Statement of Vote  
PRIMARY ELECTION JUNE 2014

NON-PARTISAN SUPERIOR COURT JUDGE, SEAT 20										
	Registration	Ballots Cast	Turnout (%)	SUPERIOR COURT JUDGE, SEAT 20 KIMBERLY TONEY WILLIAMS	CAROL KINGSLEY	DANIEL FLORES	WRITE-IN	Under Vote	Over Vote	
VBM Reporting Totals	435757	89893	20.65	21592	20735	32874	251	14691	131	
District Totals - Absentee										
District Grand Totals										
12TH CONGRESSIONAL DISTRICT	385648	114107	29.59	24575	25990	44687	327	18664	144	
13TH CONGRESSIONAL DISTRICT	0	0	0.00	0	0	0	0	0	0	
14TH CONGRESSIONAL DISTRICT	50109	15292	30.52	3694	3960	5422	56	2185	10	
11TH SENATORIAL DISTRICT	435757	129399	29.70	28269	29950	50109	383	20849	154	
17TH ASSEMBLY DISTRICT	251482	76933	30.59	16055	16125	32627	215	11934	111	
19TH ASSEMBLY DISTRICT	184275	52466	28.47	12214	13825	17482	168	8915	43	
BOARD OF EQ. DISTRICT 2	435757	129399	29.70	28269	29950	50109	383	20849	154	
SUPERVISORIAL DISTRICT 1	37767	10488	27.77	2401	2635	3637	35	1794	11	
SUPERVISORIAL DISTRICT 2	43533	11996	27.56	2454	4024	3280	22	2243	9	
SUPERVISORIAL DISTRICT 3	33270	10359	31.14	2292	2381	3655	28	2037	11	
SUPERVISORIAL DISTRICT 4	37949	10880	28.67	2902	2499	3460	41	2049	6	
SUPERVISORIAL DISTRICT 5	47671	13086	27.45	2347	3044	5651	32	2008	18	
SUPERVISORIAL DISTRICT 6	34002	9061	26.65	2106	1728	3790	25	1411	27	
SUPERVISORIAL DISTRICT 7	42355	14311	33.79	3510	4006	4554	39	2237	11	
SUPERVISORIAL DISTRICT 8	53703	19219	35.79	3352	4091	8754	47	2925	11	
SUPERVISORIAL DISTRICT 9	38405	12015	31.28	2071	1998	6240	37	1686	22	
SUPERVISORIAL DISTRICT 10	35021	8924	25.48	2784	1609	3211	39	1296	17	
SUPERVISORIAL DISTRICT 11	32081	9059	28.24	2050	1935	3877	38	1163	11	
CITY/COUNTY OF SAN FRANCISCO	435757	129399	29.70	28269	29950	50109	383	20849	154	
BAYVIEW/HUNTERS POINT	16695	3854	23.08	1461	580	1330	15	471	11	
CHINATOWN	14573	4367	29.97	966	960	1526	14	915	5	
CIVIC CENTER/DOWNTOWN	24423	6808	27.88	1496	1371	2876	19	1043	17	
DIAMOND HEIGHTS	6435	2633	40.92	525	691	1035	12	358	1	
EXCELSIOR (OUTER MISSION)	23621	6928	29.33	1451	1526	3039	27	896	7	
HAIGHT ASHBURY	13174	3684	27.96	580	918	1610	4	577	2	
INGLESIDE	10397	2683	25.81	727	516	1065	15	364	5	
INNER SUNSET	8836	2387	27.01	379	575	1017	11	414	2	
LAKE MERCED	7477	1812	24.23	495	484	562	10	271	1	
LAUREL HEIGHTS/ANZA VISTA	8629	2287	26.50	444	639	815	8	386	2	
MARINA/PACIFIC HEIGHTS	34933	9391	26.88	1938	3100	2607	13	1746	6	
MISSION	28168	7962	28.27	1136	1201	4431	19	1174	20	
NOE VALLEY	15911	5531	34.76	974	1264	2392	16	893	3	
NORTH BERNAL HTS	8108	3099	38.22	483	550	1596	9	467	1	
NORTH EMBARCADERO	6066	2166	35.71	474	545	690	5	465	1	
PORTOLA	7972	2539	31.85	618	486	1084	13	343	6	
POTRERO HILL	12285	3536	28.78	765	797	1359	11	617	2	
RICHMOND	32988	9245	28.03	2126	2325	3214	32	1556	11	
SEA CLIFF/PRESIDIO HEIGHTS	7363	2366	32.13	476	821	613	5	466	2	
SOUTH BERNAL HEIGHT	8738	3004	34.39	511	646	1403	8	438	1	
SOUTH OF MARKET	18900	5193	27.48	1268	1037	2009	14	875	13	
SUNSET	37410	10737	28.70	2872	2474	3398	38	2023	6	
UPPER MARKET/EUREKA VALL	17459	6607	37.84	1240	1257	3095	10	980	2	
VISITATION VALLEY	7291	1871	25.66	620	342	637	12	260	4	
WEST OF TWIN PEAKS	31559	11503	36.45	2806	3320	3575	23	1801	9	
WESTERN ADDITION	27878	7710	27.66	1561	1654	3317	22	1135	15	
Grand Totals	435757	129399	29.70	28269	29950	50109	383	20849	154	

**THE CITY AND COUNTY OF SAN FRANCISCO Statement of Vote  
PRIMARY ELECTION JUNE 2014**

NON-PARTISAN SUP OF PUBLIC INSTRUCTION										
	Registration	Ballots Cast	Turnout (%)	SUP OF PUBLIC INSTRUCTION	TOM TORLANSO	MARSHALL TUCK	LYDIA A. GUTIERREZ	WRITE-IN	Under Vote	Over Vote
Pct 1101 - Election Day Reporting	484	35	7.23	12	4	8	1	10	0	
Pct 1101 - VBM Reporting	484	106	21.90	60	13	24	1	8	0	
Pct 1102 - Election Day Reporting	873	94	10.77	47	9	21	1	16	0	
Pct 1102 - VBM Reporting	873	192	21.99	118	21	27	0	27	0	
Pct 1103 - Election Day Reporting	827	76	9.19	42	7	15	0	12	0	
Pct 1103 - VBM Reporting	827	215	26.00	117	25	39	0	35	0	
Pct 1104/1105 - Election Day Rep	817	65	7.96	28	7	25	1	4	0	
Pct 1104/1105 - VBM Reporting	817	155	18.97	82	17	38	2	16	0	
Pct 1106 - Election Day Reporting	681	43	6.31	20	6	11	0	6	0	
Pct 1106 - VBM Reporting	681	144	21.15	85	29	16	0	14	0	
Pct 1107 - Election Day Reporting	661	45	6.81	29	4	6	1	5	0	
Pct 1107 - VBM Reporting	661	124	18.76	74	9	19	2	21	0	
Pct 1108 - Election Day Reporting	827	57	6.89	28	6	8	0	15	0	
Pct 1108 - VBM Reporting	827	195	23.58	115	21	34	3	26	0	
Pct 1109 - Election Day Reporting	707	45	6.33	29	8	6	1	5	0	
Pct 1109 - VBM Reporting	707	164	23.20	77	23	26	1	34	0	
Pct 1111 - Election Day Reporting	859	66	7.68	34	12	13	1	6	0	
Pct 1111 - VBM Reporting	859	194	22.58	113	17	35	0	29	1	
Pct 1112 - Election Day Reporting	638	32	5.02	19	2	9	0	2	0	
Pct 1112 - VBM Reporting	638	124	19.44	85	9	16	0	14	0	
Pct 1113 - Election Day Reporting	622	26	4.50	12	3	9	0	4	0	
Pct 1113 - VBM Reporting	622	155	24.92	79	18	36	2	21	0	
Pct 1114 - Election Day Reporting	788	62	7.87	21	14	18	0	9	0	
Pct 1114 - VBM Reporting	788	161	20.43	80	22	40	0	18	1	
Pct 1115 - Election Day Reporting	760	33	4.34	20	5	6	0	1	0	
Pct 1115 - VBM Reporting	760	132	17.37	73	18	13	0	27	1	
Pct 1116 - Election Day Reporting	781	36	4.87	14	5	11	0	9	0	
Pct 1116 - VBM Reporting	781	167	21.38	98	14	30	1	23	0	
Pct 1117 - Election Day Reporting	711	51	7.17	22	3	15	0	12	0	
Pct 1117 - VBM Reporting	711	139	19.55	66	19	26	1	28	0	
Pct 1118 - Election Day Reporting	855	55	6.43	33	5	13	1	3	0	
Pct 1118 - VBM Reporting	855	176	20.82	102	23	29	1	23	0	
Pct 1119 - Election Day Reporting	676	34	5.03	11	5	14	0	5	0	
Pct 1119 - VBM Reporting	676	133	19.67	84	19	14	2	10	3	
Pct 1121 - Election Day Reporting	597	53	8.88	28	5	15	1	4	0	
Pct 1121 - VBM Reporting	597	136	22.78	78	20	18	1	21	0	
Pct 1122 - Election Day Reporting	541	33	6.10	17	7	5	0	4	0	
Pct 1122 - VBM Reporting	541	112	20.70	49	21	24	0	18	0	
Pct 1123 - Election Day Reporting	798	32	4.01	16	8	7	0	1	0	
Pct 1123 - VBM Reporting	798	106	13.53	65	12	12	0	20	0	
Pct 1124 - Election Day Reporting	673	40	5.94	20	5	9	0	6	0	
Pct 1124 - VBM Reporting	673	102	15.16	62	13	17	0	11	0	
Pct 1125 - Election Day Reporting	846	16	1.89	5	2	8	0	1	0	
Pct 1125 - VBM Reporting	846	174	20.57	106	18	33	0	17	0	
Pct 1126 - Election Day Reporting	789	25	3.68	9	2	14	0	4	0	
Pct 1126 - VBM Reporting	789	160	20.28	89	17	34	0	18	0	
Pct 1127 - Election Day Reporting	791	69	8.72	35	7	20	0	7	0	
Pct 1127 - VBM Reporting	791	164	20.73	96	15	29	0	24	0	
Pct 1128 - Election Day Reporting	719	40	5.56	14	6	16	0	6	0	
Pct 1128 - VBM Reporting	719	166	23.37	75	25	41	1	26	0	
Pct 1129 - Election Day Reporting	791	50	6.32	23	2	20	1	4	0	
Pct 1129 - VBM Reporting	791	165	20.86	92	12	47	0	13	0	
Pct 1131 - Election Day Reporting	702	32	4.56	15	1	10	1	5	0	
Pct 1131 - VBM Reporting	702	161	22.93	77	19	43	3	18	0	
Pct 1132 - Election Day Reporting	829	61	7.36	24	9	19	1	8	0	
Pct 1132 - VBM Reporting	829	191	23.04	106	22	35	1	25	0	
Pct 1133 - Election Day Reporting	769	37	4.81	18	9	7	0	3	0	

THE CITY AND COUNTY OF SAN FRANCISCO Statement of Vote  
PRIMARY ELECTION JUNE 2014

NON-PARTISAN SUP OF PUBLIC INSTRUCTION												
	Registration	Ballots Cast	Turnout (%)	SUP OF PUBLIC INSTRUCTION	TOM TORLANKSON	MARSHALL TUCK	LYDIA A. GUTIÉRREZ	WRITE IN	Under Vote	Over Vote		
Pct 1133 - VBM Reporting	769	191	24.84		122	16	33	0	20	0		
Pct 1134 - Election Day Reporting	688	46	6.98		19	2	19	0	7	0		
Pct 1134 - VBM Reporting	688	146	21.22		76	15	19	2	33	0		
Pct 1135 - Election Day Reporting	456	27	5.92		18	3	3	0	3	0		
Pct 1135 - VBM Reporting	456	121	26.54		69	9	30	2	12	0		
Pct 1136 - Election Day Reporting	707	30	4.24		18	3	5	0	4	0		
Pct 1136 - VBM Reporting	707	179	25.32		113	17	27	1	23	0		
Pct 1141 - Election Day Reporting	859	46	5.59		22	7	15	0	4	0		
Pct 1141 - VBM Reporting	859	204	23.75		100	35	44	0	27	1		
Pct 1142 - Election Day Reporting	793	48	6.05		30	3	9	0	6	0		
Pct 1142 - VBM Reporting	793	187	23.58		90	29	28	3	37	0		
Pct 1143 - Election Day Reporting	843	76	9.02		33	6	27	0	9	1		
Pct 1143 - VBM Reporting	843	186	22.06		84	23	58	0	21	1		
Pct 1144 - Election Day Reporting	751	58	7.72		29	7	15	1	6	0		
Pct 1144 - VBM Reporting	751	143	19.04		65	20	39	2	17	0		
Pct 1145 - Election Day Reporting	805	58	7.20		31	7	13	0	7	0		
Pct 1145 - VBM Reporting	805	205	25.47		118	18	48	1	20	1		
Pct 1146 - Election Day Reporting	826	56	6.78		23	3	24	1	5	0		
Pct 1146 - VBM Reporting	826	196	23.73		106	19	47	4	19	1		
Pct 1147 - Election Day Reporting	779	72	9.24		42	5	17	0	8	0		
Pct 1147 - VBM Reporting	779	179	22.98		103	17	38	1	20	0		
Pct 1148 - Election Day Reporting	798	60	7.52		19	8	27	0	6	0		
Pct 1148 - VBM Reporting	798	168	21.05		80	19	40	0	29	0		
Pct 1149 - Election Day Reporting	812	69	8.50		25	8	25	1	10	0		
Pct 1149 - VBM Reporting	812	164	20.20		72	27	42	0	23	0		
Pct 1151 MB - Election Day Repo	0	0	0.00		0	0	0	0	0	0		
Pct 1151 MB - VBM Reporting	0	0	0.00		0	0	0	0	0	0		
Pct 1152 - Election Day Reporting	764	66	8.64		33	8	20	0	5	0		
Pct 1152 - VBM Reporting	764	181	23.69		75	20	60	1	26	0		
Pct 1153 - Election Day Reporting	788	65	8.25		25	7	19	0	14	0		
Pct 1153 - VBM Reporting	788	154	19.54		88	22	30	1	13	0		
Pct 1154 MB - Election Day Repo	0	0	0.00		0	0	0	0	0	0		
Pct 1154 MB - VBM Reporting	0	0	0.00		0	0	0	0	0	0		
Pct 7001 - Election Day Reporting	641	42	6.55		18	3	13	0	8	0		
Pct 7001 - VBM Reporting	641	105	16.38		44	8	21	0	31	1		
Pct 7002 - Election Day Reporting	820	52	6.34		24	5	11	0	12	0		
Pct 7002 - VBM Reporting	820	167	20.37		73	33	24	1	36	0		
Pct 7003 - Election Day Reporting	792	105	13.26		49	13	16	0	27	0		
Pct 7003 - VBM Reporting	792	162	20.45		106	19	13	1	25	0		
Pct 7004 - Election Day Reporting	784	81	10.33		30	13	18	0	20	0		
Pct 7004 - VBM Reporting	784	150	19.13		78	21	17	2	32	0		
Pct 7005 - Election Day Reporting	776	95	12.76		51	10	16	0	22	0		
Pct 7005 - VBM Reporting	776	149	19.20		86	14	25	0	25	0		
Pct 7006 - Election Day Reporting	825	91	11.03		49	5	13	0	24	0		
Pct 7006 - VBM Reporting	825	152	18.42		72	16	34	1	30	0		
Pct 7007 - Election Day Reporting	897	96	10.70		54	10	11	0	21	0		
Pct 7007 - VBM Reporting	897	183	21.07		106	24	25	2	33	0		
Pct 7008 - Election Day Reporting	787	122	15.50		64	16	16	1	25	0		
Pct 7008 - VBM Reporting	787	206	26.18		115	27	25	3	35	1		
Pct 7009 - Election Day Reporting	805	53	6.58		28	10	5	0	10	0		
Pct 7009 - VBM Reporting	805	185	22.98		103	26	29	2	25	0		
Pct 7011 - Election Day Reporting	876	50	5.71		26	5	12	0	7	0		
Pct 7011 - VBM Reporting	876	117	13.36		60	29	20	0	11	0		
Pct 7012 - Election Day Reporting	908	102	11.23		51	10	21	0	20	0		
Pct 7012 - VBM Reporting	908	169	18.61		96	20	28	0	27	0		
Pct 7013 - Election Day Reporting	554	44	7.94		19	-5	10	0	10	0		
Pct 7013 - VBM Reporting	554	100	18.05		44	17	18	0	23	0		

**THE CITY AND COUNTY OF SAN FRANCISCO Statement of Vote  
PRIMARY ELECTION JUNE 2014**

NON-PARTISAN SUP OF PUBLIC INSTRUCTION										
	Registration	Ballots Cast	Turnout(%)	SUP OF PUBLIC INSTRUCTION	TOM TORLAXSON	MARSHALL TUCK	LYDIA A. GUTÉRREZ	WRITEN	Under Vote	Over Vote
Pct 7014 - Election Day Reporting	940	78	8.30	38	9	11	0	20	0	
Pct 7014 - VBM Reporting	940	168	17.87	84	28	24	0	34	0	
Pct 7015 MB - Election Day Repo	66	0	0.00	0	0	0	0	0	0	
Pct 7015 MB - VBM Reporting	66	13	19.70	9	1	3	0	0	0	
Pct 7016 - Election Day Reporting	787	40	5.08	21	0	14	0	5	0	
Pct 7016 - VBM Reporting	787	141	17.92	70	19	25	4	22	1	
Pct 7017 - Election Day Reporting	676	17	2.51	9	1	3	0	4	0	
Pct 7017 - VBM Reporting	676	94	13.91	41	12	26	1	14	0	
Pct 7018 - Election Day Reporting	840	42	5.00	26	4	7	0	5	0	
Pct 7018 - VBM Reporting	840	242	28.81	127	27	46	2	40	1	
Pct 7019 - Election Day Reporting	861	45	5.23	21	6	12	0	6	0	
Pct 7019 - VBM Reporting	861	222	25.78	107	29	41	3	40	2	
Pct 7021 - Election Day Reporting	841	58	6.90	25	2	19	1	11	0	
Pct 7021 - VBM Reporting	841	143	17.00	81	20	21	0	20	1	
Pct 7022 - Election Day Reporting	888	45	5.07	18	5	15	0	7	0	
Pct 7022 - VBM Reporting	888	152	17.12	73	20	46	0	15	0	
Pct 7023 - Election Day Reporting	823	40	4.86	21	4	7	1	7	0	
Pct 7023 - VBM Reporting	823	168	20.41	87	24	21	1	35	0	
Pct 7024 - Election Day Reporting	263	3	1.14	0	2	0	0	1	0	
Pct 7024 - VBM Reporting	263	13	4.94	4	1	5	0	3	0	
Pct 7025 - Election Day Reporting	417	18	4.32	10	1	5	0	2	0	
Pct 7025 - VBM Reporting	417	32	7.67	17	1	10	0	4	0	
Pct 7026 - Election Day Reporting	837	46	5.50	18	10	10	0	8	0	
Pct 7026 - VBM Reporting	837	235	28.08	125	36	39	0	34	0	
Pct 7027 - Election Day Reporting	775	53	6.84	24	9	15	0	5	0	
Pct 7027 - VBM Reporting	775	147	18.97	79	21	15	0	32	0	
Pct 7028 - Election Day Reporting	762	32	4.20	13	3	11	0	5	0	
Pct 7028 - VBM Reporting	762	91	11.94	46	16	18	0	12	1	
Pct 7029 - Election Day Reporting	802	27	3.37	16	2	5	0	3	1	
Pct 7029 - VBM Reporting	802	105	13.09	45	19	29	2	11	2	
Pct 7030 - Election Day Reporting	669	36	5.38	12	6	11	0	7	0	
Pct 7030 - VBM Reporting	669	180	26.91	93	33	31	0	22	1	
Pct 7031 - Election Day Reporting	358	12	3.35	4	5	3	0	0	0	
Pct 7031 - VBM Reporting	358	121	33.80	51	25	22	0	23	1	
Pct 7032 - Election Day Reporting	799	49	6.13	24	5	10	0	9	0	
Pct 7032 - VBM Reporting	799	151	18.90	78	23	29	0	21	0	
Pct 7033 - Election Day Reporting	706	47	6.66	23	4	11	1	9	0	
Pct 7033 - VBM Reporting	706	101	14.31	57	9	27	1	7	0	
Pct 7034 - Election Day Reporting	767	13	1.69	6	5	2	0	0	0	
Pct 7034 - VBM Reporting	767	59	7.69	40	5	10	0	5	0	
Pct 7035 - Election Day Reporting	311	23	7.40	11	5	6	0	1	0	
Pct 7035 - VBM Reporting	311	41	13.18	22	5	8	1	6	0	
Pct 7036 - Election Day Reporting	813	25	3.08	12	3	10	0	2	0	
Pct 7036 - VBM Reporting	813	171	21.03	80	28	49	0	14	0	
Pct 7037 - Election Day Reporting	687	15	2.18	6	1	5	0	3	0	
Pct 7037 - VBM Reporting	687	41	5.97	12	9	14	0	5	0	
Pct 7038 - Election Day Reporting	807	14	1.73	1	2	6	0	4	1	
Pct 7038 - VBM Reporting	807	171	21.19	83	29	33	2	24	0	
Pct 7039 - Election Day Reporting	705	58	8.23	27	4	17	0	10	0	
Pct 7039 - VBM Reporting	705	141	20.00	58	29	28	0	27	0	
Pct 7041 MB - Election Day Repo	53	0	0.00	0	0	0	0	0	0	
Pct 7041 MB - VBM Reporting	53	14	26.42	7	2	2	0	3	0	
Pct 7042 - Election Day Reporting	586	24	4.10	15	2	5	0	2	0	
Pct 7042 - VBM Reporting	586	130	22.18	62	18	24	4	21	1	
Pct 7043 - Election Day Reporting	765	23	3.01	10	5	6	0	2	0	
Pct 7043 - VBM Reporting	765	152	19.87	81	29	30	0	13	0	
Pct 7044 - Election Day Reporting	754	27	3.58	8	5	10	0	4	0	

THE CITY AND COUNTY OF SAN FRANCISCO Statement of Vote  
PRIMARY ELECTION JUNE 2014

NON-PARTISAN SUP OF PUBLIC INSTRUCTION												
	Registration	Ballots Cast	Turnout (%)	SUP OF PUBLIC INSTRUCTION	TOM TORLAKSON	MARSHALL TUCK	LYDIA A. GUTIÉRREZ	WRITE IN	Under Vote	Over Vote		
Pct 7044 - VBM Reporting	754	61	8.09		29	11	15	1	5	0		
Pct 7045 - Election Day Reporting	692	42	6.07		14	4	12	0	12	0		
Pct 7045 - VBM Reporting	692	181	26.16		97	27	23	0	33	1		
Pct 7046 - Election Day Reporting	389	25	6.43		13	3	5	0	4	0		
Pct 7046 - VBM Reporting	389	95	24.42		38	18	27	0	12	0		
Pct 7047 - Election Day Reporting	744	45	6.05		16	5	17	0	7	0		
Pct 7047 - VBM Reporting	744	199	26.75		98	21	45	0	35	0		
Pct 7048 - Election Day Reporting	725	40	5.52		13	5	12	0	9	1		
Pct 7048 - VBM Reporting	725	129	17.79		75	20	23	1	11	0		
Pct 7049 - Election Day Reporting	724	37	5.11		13	11	6	0	7	0		
Pct 7049 - VBM Reporting	724	156	21.55		78	21	37	0	20	0		
Pct 7051 - Election Day Reporting	771	29	3.76		11	3	4	1	10	0		
Pct 7051 - VBM Reporting	771	199	25.81		105	30	34	3	27	0		
Pct 7052 - Election Day Reporting	749	47	6.28		26	3	9	0	9	0		
Pct 7052 - VBM Reporting	749	158	20.93		68	24	34	0	31	1		
Pct 7053 - Election Day Reporting	400	13	3.25		5	2	3	0	3	0		
Pct 7053 - VBM Reporting	400	117	29.25		54	27	22	0	15	0		
Pct 7054 - Election Day Reporting	770	39	5.06		13	6	14	0	6	0		
Pct 7054 - VBM Reporting	770	119	15.45		67	10	23	0	18	1		
Pct 7101 MB - Election Day Repo	118	2	1.69		0	0	0	0	2	0		
Pct 7101 MB - VBM Reporting	118	28	23.73		16	7	2	0	3	0		
Pct 7201 - Election Day Reporting	823	69	8.38		35	8	8	0	18	0		
Pct 7201 - VBM Reporting	823	169	20.53		89	31	17	0	34	0		
Pct 7202 - Election Day Reporting	773	76	9.83		37	15	9	0	15	0		
Pct 7202 - VBM Reporting	773	178	23.03		85	46	17	1	27	0		
Pct 7203 - Election Day Reporting	779	65	8.34		34	11	11	0	9	0		
Pct 7203 - VBM Reporting	779	122	15.66		62	23	10	1	26	0		
Pct 7204 - Election Day Reporting	806	64	7.94		26	13	7	0	18	0		
Pct 7204 - VBM Reporting	806	206	25.56		103	42	21	0	42	0		
Pct 7205 - Election Day Reporting	814	81	9.95		31	21	12	1	16	0		
Pct 7205 - VBM Reporting	814	228	28.01		103	43	28	0	54	0		
Pct 7206 - Election Day Reporting	338	33	9.76		15	5	6	0	7	0		
Pct 7206 - VBM Reporting	338	51	15.09		27	9	6	0	9	0		
Pct 7207 - Election Day Reporting	546	32	5.86		15	6	4	0	7	0		
Pct 7207 - VBM Reporting	546	102	18.68		47	17	17	0	21	0		
Pct 7208 - Election Day Reporting	525	33	6.29		20	2	3	0	8	0		
Pct 7208 - VBM Reporting	525	133	25.33		67	16	29	0	23	0		
Pct 7209 - Election Day Reporting	476	36	7.56		15	10	7	0	4	0		
Pct 7209 - VBM Reporting	476	186	39.08		110	30	10	0	36	0		
Pct 7301 - Election Day Reporting	838	63	7.52		32	7	9	0	15	0		
Pct 7301 - VBM Reporting	838	178	21.24		86	29	28	1	35	0		
Pct 7302 - Election Day Reporting	722	77	10.68		25	15	5	0	31	0		
Pct 7302 - VBM Reporting	722	263	36.43		126	47	32	0	58	1		
Pct 7303 - Election Day Reporting	839	86	10.25		38	13	14	0	21	0		
Pct 7303 - VBM Reporting	839	169	20.14		83	22	19	0	43	0		
Pct 7304 - Election Day Reporting	856	91	10.63		45	11	19	0	16	0		
Pct 7304 - VBM Reporting	856	187	21.85		89	25	26	1	51	0		
Pct 7305 - Election Day Reporting	782	98	12.53		40	17	15	0	26	0		
Pct 7305 - VBM Reporting	782	199	25.45		91	29	18	0	63	0		
Pct 7306 - Election Day Reporting	880	75	8.52		33	7	17	1	17	0		
Pct 7306 - VBM Reporting	880	178	20.23		92	23	23	1	40	0		
Pct 7307 - Election Day Reporting	673	65	9.66		35	5	10	0	15	0		
Pct 7307 - VBM Reporting	673	151	22.44		78	22	28	0	27	0		
Pct 7308 - Election Day Reporting	533	59	11.07		26	5	7	0	21	0		
Pct 7308 - VBM Reporting	533	158	29.64		74	27	15	0	43	0		
Pct 7309 - Election Day Reporting	738	70	9.49		31	13	15	0	11	0		
Pct 7309 - VBM Reporting	738	95	13.41		61	15	13	1	9	0		

**THE CITY AND COUNTY OF SAN FRANCISCO Statement of Vote  
PRIMARY ELECTION JUNE 2014**

NON-PARTISAN SUP OF PUBLIC INSTRUCTION										
	Registration	Ballots Cast	Turnout(%)	SUP OF PUBLIC INSTRUCTION	TOM TORLAKSON	MARSHALL TUCK	LYDIA A. GUTIERREZ	WRITE-IN	Under Vote	Over Vote
Pct 7311 - Election Day Reporting	795	66	8.30		28	8	12	0	18	0
Pct 7311 - VBM Reporting	795	151	18.99		73	23	25	1	29	0
Pct 7312 - Election Day Reporting	809	74	9.15		37	13	13	1	10	0
Pct 7312 - VBM Reporting	809	242	29.91		131	35	28	2	45	0
Pct 7313 - Election Day Reporting	768	72	9.38		37	8	14	1	12	0
Pct 7313 - VBM Reporting	768	187	24.35		92	32	24	0	40	0
Pct 7314 - Election Day Reporting	614	43	7.00		19	3	9	0	12	0
Pct 7314 - VBM Reporting	614	142	23.13		80	15	19	0	30	1
Pct 7315 - Election Day Reporting	629	55	8.74		19	7	12	0	17	0
Pct 7315 - VBM Reporting	629	110	17.49		65	14	11	2	18	1
Pct 7316 - Election Day Reporting	721	54	7.49		27	6	9	0	12	0
Pct 7316 - VBM Reporting	721	160	22.19		66	27	29	1	40	1
Pct 7317 - Election Day Reporting	823	80	9.72		41	16	10	0	13	0
Pct 7317 - VBM Reporting	823	242	29.40		114	40	34	0	56	1
Pct 7318 - Election Day Reporting	653	61	9.34		28	9	12	1	11	0
Pct 7318 - VBM Reporting	653	162	24.81		76	32	17	0	37	0
Pct 7319 - Election Day Reporting	856	50	5.84		25	8	7	0	10	0
Pct 7319 - VBM Reporting	856	157	18.34		81	12	27	1	36	0
Pct 7321 - Election Day Reporting	580	46	7.93		22	8	7	0	9	0
Pct 7321 - VBM Reporting	580	131	22.59		56	22	17	0	35	0
Pct 7322 - Election Day Reporting	743	34	4.58		11	6	3	0	16	0
Pct 7322 - VBM Reporting	743	224	30.15		108	33	28	1	56	1
Pct 7323 - Election Day Reporting	664	71	10.69		27	16	8	0	20	0
Pct 7323 - VBM Reporting	664	121	18.22		54	17	17	0	34	0
Pct 7324 - Election Day Reporting	656	46	7.01		24	8	4	0	10	0
Pct 7324 - VBM Reporting	656	120	18.29		56	12	18	1	33	0
Pct 7325 - Election Day Reporting	774	69	8.91		33	7	13	0	16	0
Pct 7325 - VBM Reporting	774	134	17.31		56	21	15	0	42	0
Pct 7326 - Election Day Reporting	736	63	8.56		25	12	15	0	11	0
Pct 7326 - VBM Reporting	736	157	21.33		75	27	22	1	31	0
Pct 7327 - Election Day Reporting	546	33	6.04		14	5	5	0	9	0
Pct 7327 - VBM Reporting	546	156	28.57		73	23	18	0	43	0
Pct 7328 - Election Day Reporting	730	36	4.93		11	3	5	0	17	0
Pct 7328 - VBM Reporting	730	230	31.51		117	38	28	1	43	5
Pct 7329 - Election Day Reporting	418	31	7.42		16	9	2	0	4	0
Pct 7329 - VBM Reporting	418	125	29.90		50	29	17	1	30	0
Pct 7331 - Election Day Reporting	798	115	14.41		43	24	18	2	28	0
Pct 7331 - VBM Reporting	798	296	37.09		162	50	29	1	55	0
Pct 7332 - Election Day Reporting	710	64	9.01		31	6	16	0	11	0
Pct 7332 - VBM Reporting	710	117	16.48		66	18	11	1	20	0
Pct 7333 - Election Day Reporting	845	75	8.88		35	11	16	0	13	0
Pct 7333 - VBM Reporting	845	165	19.53		91	20	22	1	33	0
Pct 7334 - Election Day Reporting	797	68	8.53		35	13	7	0	13	0
Pct 7334 - VBM Reporting	797	150	18.82		73	22	22	1	33	0
Pct 7335 - Election Day Reporting	821	69	8.40		35	11	7	0	16	0
Pct 7335 - VBM Reporting	821	186	22.66		96	45	16	0	30	0
Pct 7336 - Election Day Reporting	818	68	8.31		34	12	9	0	13	0
Pct 7336 - VBM Reporting	818	201	24.57		110	33	24	2	33	0
Pct 7337 - Election Day Reporting	745	59	7.92		23	14	10	0	12	0
Pct 7337 - VBM Reporting	745	200	26.85		97	39	22	0	43	1
Pct 7338 - Election Day Reporting	797	40	5.02		12	13	5	0	10	0
Pct 7338 - VBM Reporting	797	255	31.99		127	48	23	0	59	0
Pct 7339 - Election Day Reporting	531	52	9.79		22	14	10	0	6	0
Pct 7339 - VBM Reporting	531	118	22.22		60	16	21	0	19	2
Pct 7341 - Election Day Reporting	721	64	8.88		42	3	8	0	11	0
Pct 7341 - VBM Reporting	721	138	19.14		74	15	29	1	20	0
Pct 7342 - Election Day Reporting	819	113	13.80		60	9	22	1	21	0



**THE CITY AND COUNTY OF SAN FRANCISCO Statement of Vote  
PRIMARY ELECTION JUNE 2014**

NON-PARTISAN SUP OF PUBLIC INSTRUCTION										
	Registration	Ballots Cast	Turnout (%)	SUP OF PUBLIC INSTRUCTION	TOM TORLAKSON	MARSHALL TUCK	LYDIA A. GUTIERREZ	WRITE-IN	Under Vote	Over Vote
Pct 7342 - VBM Reporting	819	135	16.48		60	25	29	0	22	1
Pct 7343 - Election Day Reporting	588	68	11.56		34	7	17	0	10	0
Pct 7343 - VBM Reporting	588	83	14.12		36	12	16	0	16	0
Pct 7344 - Election Day Reporting	941	89	9.46		42	17	14	0	16	0
Pct 7344 - VBM Reporting	941	179	19.02		83	33	30	0	33	0
Pct 7345 - Election Day Reporting	847	61	7.20		24	13	15	0	9	0
Pct 7345 - VBM Reporting	847	127	14.99		65	18	25	0	19	0
Pct 7346 - Election Day Reporting	759	77	10.14		35	15	14	0	13	0
Pct 7346 - VBM Reporting	759	103	13.57		58	5	30	1	10	0
Pct 7347 - Election Day Reporting	830	60	7.23		31	8	9	0	12	0
Pct 7347 - VBM Reporting	830	129	15.54		67	14	32	1	15	0
Pct 7348 - Election Day Reporting	754	68	9.02		27	14	19	0	8	0
Pct 7348 - VBM Reporting	754	134	17.77		71	15	28	0	20	0
Pct 7349 - Election Day Reporting	773	76	9.83		36	13	14	1	12	0
Pct 7349 - VBM Reporting	773	156	20.18		71	24	27	1	34	0
Pct 7501 - Election Day Reporting	486	58	11.93		30	10	4	0	14	0
Pct 7501 - VBM Reporting	486	75	15.43		39	16	7	0	14	0
Pct 7502 - Election Day Reporting	661	46	6.96		23	6	0	0	17	0
Pct 7502 - VBM Reporting	661	127	19.21		56	28	19	2	23	0
Pct 7503 - Election Day Reporting	687	53	7.71		25	10	8	0	10	0
Pct 7503 - VBM Reporting	687	135	19.65		60	23	21	0	30	0
Pct 7504 - Election Day Reporting	425	32	7.53		14	9	5	0	4	0
Pct 7504 - VBM Reporting	425	101	23.76		54	12	19	0	14	0
Pct 7505 - Election Day Reporting	798	91	11.40		38	21	12	0	21	0
Pct 7505 - VBM Reporting	798	314	39.35		173	51	29	1	58	2
Pct 7506 - Election Day Reporting	736	42	5.71		19	6	12	0	5	0
Pct 7506 - VBM Reporting	736	127	17.26		62	18	26	1	19	0
Pct 7507 - Election Day Reporting	866	64	7.39		37	6	13	1	7	0
Pct 7507 - VBM Reporting	866	173	19.98		91	25	32	1	24	0
Pct 7508 - Election Day Reporting	656	76	11.59		39	8	15	0	14	0
Pct 7508 - VBM Reporting	656	220	33.54		100	31	44	0	45	1
Pct 7509/7511 - Election Day Rep	853	86	10.08		46	8	12	0	20	0
Pct 7509/7511 - VBM Reporting	853	207	24.27		117	27	35	2	25	1
Pct 7512 - Election Day Reporting	570	44	7.72		26	6	7	0	5	0
Pct 7512 - VBM Reporting	570	119	20.88		58	21	25	0	15	0
Pct 7513 - Election Day Reporting	699	72	10.30		40	12	11	0	9	0
Pct 7513 - VBM Reporting	699	100	14.31		62	10	19	1	7	1
Pct 7514 - Election Day Reporting	811	28	3.45		13	2	7	0	5	1
Pct 7514 - VBM Reporting	811	165	20.35		67	21	30	0	27	0
Pct 7515 - Election Day Reporting	774	68	8.79		37	7	12	0	11	0
Pct 7515 - VBM Reporting	774	174	22.48		72	32	31	0	38	0
Pct 7516 - Election Day Reporting	744	86	11.56		51	12	15	0	8	0
Pct 7516 - VBM Reporting	744	221	29.70		132	28	32	1	27	2
Pct 7517 - Election Day Reporting	822	86	10.46		48	13	14	0	11	0
Pct 7517 - VBM Reporting	822	123	14.96		63	20	20	0	21	1
Pct 7518 - Election Day Reporting	795	102	12.83		61	6	17	0	18	0
Pct 7518 - VBM Reporting	795	131	16.48		69	18	21	1	22	0
Pct 7519 - Election Day Reporting	693	60	8.66		33	5	11	0	11	0
Pct 7519 - VBM Reporting	693	91	13.13		49	9	18	0	17	0
Pct 7521 - Election Day Reporting	728	68	9.34		37	4	17	0	10	0
Pct 7521 - VBM Reporting	728	112	15.38		55	11	24	0	24	0
Pct 7522 - Election Day Reporting	771	69	8.95		36	8	12	0	13	0
Pct 7522 - VBM Reporting	771	103	13.36		61	15	15	0	11	0
Pct 7523 - Election Day Reporting	696	93	13.36		54	10	15	2	12	0
Pct 7523 - VBM Reporting	696	95	13.65		51	10	24	0	10	0
Pct 7524 - Election Day Reporting	580	57	9.83		26	7	15	0	8	0
Pct 7524 - VBM Reporting	580	80	13.79		37	14	18	0	11	0

**THE CITY AND COUNTY OF SAN FRANCISCO Statement of Vote  
PRIMARY ELECTION JUNE 2014**

NON-PARTISAN SUP OF PUBLIC INSTRUCTION										
	Registration	Ballots Cast	Turnout (%)	SUP OF PUBLIC INSTRUCTION	TOM TORLAKSON	MARSHALL TUCK	LYDIA A. GUTIERREZ	WRITE-IN	Under Vote	Over Vote
Pct 7525 - Election Day Reporting	780	59	7.56	30	8	6	0	15	0	
Pct 7525 - VBM Reporting	780	120	15.38	72	9	28	3	8	0	
Pct 7526 - Election Day Reporting	789	69	8.75	44	6	13	0	6	0	
Pct 7526 - VBM Reporting	789	135	17.11	75	13	23	1	23	0	
Pct 7527/7528 - Election Day Rep	679	80	11.78	31	19	13	0	17	0	
Pct 7527/7528 - VBM Reporting	679	131	19.29	60	15	33	0	22	1	
Pct 7529 - Election Day Reporting	812	84	10.34	41	4	22	0	17	0	
Pct 7529 - VBM Reporting	812	115	14.16	58	12	20	0	25	0	
Pct 7531 - Election Day Reporting	805	66	8.20	37	6	12	0	11	0	
Pct 7531 - VBM Reporting	805	91	11.30	42	7	16	0	27	0	
Pct 7532 - Election Day Reporting	639	65	10.17	34	11	10	0	10	0	
Pct 7532 - VBM Reporting	639	98	15.34	44	14	23	0	18	0	
Pct 7533 - Election Day Reporting	810	104	12.84	49	15	18	1	21	0	
Pct 7533 - VBM Reporting	810	97	11.98	53	13	16	0	15	0	
Pct 7534 - Election Day Reporting	762	86	11.29	44	8	19	0	15	0	
Pct 7534 - VBM Reporting	762	90	11.81	57	9	14	0	10	0	
Pct 7535 - Election Day Reporting	671	102	15.20	59	5	22	0	16	0	
Pct 7535 - VBM Reporting	671	90	13.41	49	6	19	0	17	0	
Pct 7536 - Election Day Reporting	749	91	12.15	48	10	13	0	20	0	
Pct 7536 - VBM Reporting	749	136	18.16	82	18	13	0	23	0	
Pct 7537 - Election Day Reporting	666	76	11.41	40	7	13	1	15	0	
Pct 7537 - VBM Reporting	666	108	16.22	53	15	23	0	16	1	
Pct 7538 - Election Day Reporting	728	96	13.19	57	7	20	1	11	0	
Pct 7538 - VBM Reporting	728	115	15.80	64	11	19	1	20	0	
Pct 7539 - Election Day Reporting	868	120	13.82	61	19	24	1	16	0	
Pct 7539 - VBM Reporting	868	118	13.59	61	11	25	2	19	0	
Pct 7541 - Election Day Reporting	732	79	10.79	38	10	16	1	14	0	
Pct 7541 - VBM Reporting	732	119	16.26	48	21	19	1	29	1	
Pct 7542 - Election Day Reporting	780	83	10.64	39	5	17	0	22	0	
Pct 7542 - VBM Reporting	780	118	15.13	74	14	9	0	21	0	
Pct 7543 - Election Day Reporting	845	69	8.17	39	4	12	1	13	0	
Pct 7543 - VBM Reporting	845	175	20.71	93	22	22	1	37	0	
Pct 7544 - Election Day Reporting	801	89	10.61	50	8	11	1	15	0	
Pct 7544 - VBM Reporting	801	138	17.23	82	19	17	0	20	0	
Pct 7545 - Election Day Reporting	779	82	10.53	44	6	16	0	16	0	
Pct 7545 - VBM Reporting	779	143	18.36	77	18	27	2	18	0	
Pct 7546 - Election Day Reporting	836	99	11.84	49	15	16	0	18	1	
Pct 7546 - VBM Reporting	836	141	16.87	70	22	21	0	28	0	
Pct 7547 - Election Day Reporting	885	83	9.38	39	11	19	0	14	0	
Pct 7547 - VBM Reporting	885	123	13.90	73	14	14	0	22	0	
Pct 7548 - Election Day Reporting	919	72	7.83	35	12	19	0	6	0	
Pct 7548 - VBM Reporting	919	168	18.28	98	21	23	0	26	0	
Pct 7549 - Election Day Reporting	734	80	10.90	39	6	15	0	20	0	
Pct 7549 - VBM Reporting	734	131	17.85	68	19	18	2	24	0	
Pct 7551 - Election Day Reporting	629	91	14.47	43	4	16	0	28	0	
Pct 7551 - VBM Reporting	629	99	15.74	53	12	17	1	16	0	
Pct 7552 - Election Day Reporting	659	86	13.35	46	12	15	0	15	0	
Pct 7552 - VBM Reporting	659	120	18.21	67	23	13	0	17	0	
Pct 7553 MB - Election Day Rep	154	3	1.95	1	0	0	0	2	0	
Pct 7553 MB - VBM Reporting	154	54	35.06	30	8	11	0	6	0	
Pct 7554 - Election Day Reporting	753	89	11.29	42	9	11	0	23	0	
Pct 7554 - VBM Reporting	753	167	22.18	91	22	16	0	38	0	
Pct 7555 - Election Day Reporting	834	113	13.55	65	15	6	0	26	0	
Pct 7555 - VBM Reporting	834	173	20.74	93	28	17	1	34	0	
Pct 7556/7557 - Election Day Rep	919	113	12.30	55	15	22	0	21	0	
Pct 7556/7557 - VBM Reporting	919	207	22.52	116	28	24	0	40	0	
Pct 7601 - Election Day Reporting	803	54	6.72	25	5	18	0	6	0	

THE CITY AND COUNTY OF SAN FRANCISCO Statement of Vote  
PRIMARY ELECTION JUNE 2014

NON-PARTISAN SUP OF PUBLIC INSTRUCTION														
	Registration	Ballots Cast	Turnout (%)	SUP OF PUBLIC INSTRUCTION	TOM TORLAKSON	MARSHALL TUCK	LYDIA A. GUTIÉRREZ	WRITE-IN	Under Vote	Over Vote				
Pct 7601 - VBM Reporting	803	100	12.45	55	14	16	1	14	2					
Pct 7602 - Election Day Reporting	794	60	7.56	28	10	14	0	8	0					
Pct 7602 - VBM Reporting	794	115	14.48	68	10	21	1	14	0					
Pct 7603 - Election Day Reporting	713	70	9.82	39	6	20	0	5	1					
Pct 7603 - VBM Reporting	713	112	15.71	63	7	27	1	15	0					
Pct 7604 - Election Day Reporting	715	68	9.51	35	7	18	0	8	0					
Pct 7604 - VBM Reporting	715	117	16.36	48	18	25	1	13	0					
Pct 7605 - Election Day Reporting	696	54	7.76	20	7	15	0	12	0					
Pct 7605 - VBM Reporting	696	128	18.39	57	20	25	0	24	2					
Pct 7606 - Election Day Reporting	770	57	7.40	27	8	14	0	8	0					
Pct 7606 - VBM Reporting	770	108	14.16	44	32	20	0	14	0					
Pct 7607 - Election Day Reporting	836	57	6.82	24	6	14	0	14	0					
Pct 7607 - VBM Reporting	836	145	17.34	67	14	44	2	20	0					
Pct 7608 - Election Day Reporting	435	37	8.51	13	7	7	0	9	0					
Pct 7608 - VBM Reporting	435	83	19.08	43	13	15	0	11	0					
Pct 7609 - Election Day Reporting	839	57	6.79	26	7	15	0	9	0					
Pct 7609 - VBM Reporting	839	208	24.91	82	40	49	2	37	0					
Pct 7611 - Election Day Reporting	805	62	7.70	26	5	19	1	10	1					
Pct 7611 - VBM Reporting	805	146	18.14	58	25	42	2	19	1					
Pct 7612 - Election Day Reporting	598	50	8.36	16	8	16	0	10	0					
Pct 7612 - VBM Reporting	598	140	23.41	74	23	24	0	19	0					
Pct 7613 - Election Day Reporting	837	90	10.75	46	5	24	0	15	0					
Pct 7613 - VBM Reporting	837	151	18.04	68	24	38	1	19	1					
Pct 7614 - Election Day Reporting	895	50	5.59	19	8	12	0	11	0					
Pct 7614 - VBM Reporting	895	144	16.09	79	16	29	1	17	2					
Pct 7615 - Election Day Reporting	875	49	5.60	13	7	14	0	15	0					
Pct 7615 - VBM Reporting	875	139	15.89	53	28	37	1	20	0					
Pct 7616 - Election Day Reporting	461	35	7.59	23	4	4	0	4	0					
Pct 7616 - VBM Reporting	461	85	19.31	46	16	6	0	20	0					
Pct 7617 - Election Day Reporting	720	55	7.64	19	7	17	1	8	3					
Pct 7617 - VBM Reporting	720	150	20.83	68	22	36	0	22	1					
Pct 7618 - Election Day Reporting	789	64	8.11	31	9	11	0	13	0					
Pct 7618 - VBM Reporting	789	173	21.93	95	21	31	0	26	0					
Pct 7619 - Election Day Reporting	983	68	6.92	29	7	16	1	15	0					
Pct 7619 - VBM Reporting	983	186	18.92	81	28	49	1	28	0					
Pct 7621 - Election Day Reporting	864	53	6.13	29	7	12	0	5	0					
Pct 7621 - VBM Reporting	864	160	18.52	84	21	32	0	23	0					
Pct 7622 - Election Day Reporting	881	46	5.22	22	6	13	0	5	0					
Pct 7622 - VBM Reporting	881	133	15.10	60	23	37	0	11	1					
Pct 7623 - Election Day Reporting	766	25	3.26	11	4	5	0	7	0					
Pct 7623 - VBM Reporting	766	116	15.14	55	6	41	2	12	0					
Pct 7624 - Election Day Reporting	890	69	7.75	28	9	22	0	9	1					
Pct 7624 - VBM Reporting	890	131	14.72	58	30	34	2	7	2					
Pct 7625 - Election Day Reporting	842	67	7.96	20	17	16	0	14	0					
Pct 7625 - VBM Reporting	842	346	41.09	164	66	46	0	70	3					
Pct 7626 - Election Day Reporting	898	56	6.24	34	10	7	1	4	0					
Pct 7626 - VBM Reporting	898	183	20.38	83	31	23	2	43	0					
Pct 7627 - Election Day Reporting	944	48	5.08	25	5	9	1	8	0					
Pct 7627 - VBM Reporting	944	189	20.02	77	52	24	1	35	0					
Pct 7628 - Election Day Reporting	864	68	7.87	27	12	17	0	12	0					
Pct 7628 - VBM Reporting	864	141	16.32	63	17	29	2	30	0					
Pct 7629 - Election Day Reporting	711	33	4.64	18	3	5	0	7	0					
Pct 7629 - VBM Reporting	711	110	15.47	50	22	19	0	18	0					
Pct 7631 - Election Day Reporting	761	46	6.04	26	12	4	0	4	0					
Pct 7631 - VBM Reporting	761	158	20.50	82	18	25	0	30	1					
Pct 7632 - Election Day Reporting	846	33	5.11	23	3	4	2	1	0					
Pct 7632 - VBM Reporting	846	117	18.11	51	13	25	0	28	1					

**THE CITY AND COUNTY OF SAN FRANCISCO Statement of Vote  
PRIMARY ELECTION JUNE 2014**

NON-PARTISAN SUP OF PUBLIC INSTRUCTION										
	Registration	Ballots Cast	Turnout (%)	SUP OF PUBLIC INSTRUCTION	TOM TORLAKSON	MARSHALL TUCK	LYDIA A. GUTIERREZ	WRITE-IN	Under Vote	Over Vote
Pct 7633 - Election Day Reporting	627	44	7.02	23	5	7	2	7	0	
Pct 7633 - VBM Reporting	627	185	30.14	102	36	16	1	33	1	
Pct 7634 - Election Day Reporting	854	56	6.56	32	8	6	0	10	0	
Pct 7634 - VBM Reporting	854	205	24.47	90	42	34	0	42	1	
Pct 7635 - Election Day Reporting	689	26	3.77	9	5	8	1	5	0	
Pct 7635 - VBM Reporting	689	115	17.13	37	17	37	3	25	0	
Pct 7636 - Election Day Reporting	858	56	6.53	19	6	11	1	19	0	
Pct 7636 - VBM Reporting	858	126	14.69	51	28	20	0	31	0	
Pct 7637 - Election Day Reporting	915	48	5.36	22	7	9	0	11	0	
Pct 7637 - VBM Reporting	915	202	22.08	87	30	41	1	44	0	
Pct 7638 - Election Day Reporting	879	45	5.12	22	9	7	0	8	0	
Pct 7638 - VBM Reporting	879	248	28.21	125	38	30	0	57	1	
Pct 7639 - Election Day Reporting	821	52	6.33	23	6	6	0	17	0	
Pct 7639 - VBM Reporting	821	172	20.95	79	33	34	0	27	0	
Pct 7641 - Election Day Reporting	847	62	7.32	28	7	9	1	17	0	
Pct 7641 - VBM Reporting	847	211	24.91	116	36	29	0	30	0	
Pct 7642 - Election Day Reporting	863	45	5.68	16	10	14	0	9	0	
Pct 7642 - VBM Reporting	863	352	40.79	63	39	133	1	116	0	
Pct 7643 - Election Day Reporting	777	44	5.66	14	11	11	0	8	0	
Pct 7643 - VBM Reporting	777	205	26.51	116	39	23	0	25	2	
Pct 7644 - Election Day Reporting	864	45	5.21	17	5	9	0	14	0	
Pct 7644 - VBM Reporting	864	133	15.39	55	23	21	0	35	0	
Pct 7645 - Election Day Reporting	577	34	5.89	15	2	4	0	13	0	
Pct 7645 - VBM Reporting	577	163	28.25	73	29	16	0	46	0	
Pct 7646 - Election Day Reporting	880	47	5.34	16	7	10	1	13	0	
Pct 7646 - VBM Reporting	880	174	19.77	68	46	30	0	30	0	
Pct 7647 - Election Day Reporting	835	40	4.79	17	8	11	0	4	1	
Pct 7647 - VBM Reporting	835	89	10.66	47	9	22	0	13	0	
Pct 7648 MB - Election Day Repo	85	1	1.18	1	0	0	0	0	0	
Pct 7648 MB - VBM Reporting	85	20	23.53	10	3	5	0	2	0	
Pct 7701 - Election Day Reporting	881	99	11.24	52	16	15	2	14	0	
Pct 7701 - VBM Reporting	881	205	23.27	95	35	31	3	42	0	
Pct 7702 - Election Day Reporting	678	69	10.18	36	11	9	1	12	0	
Pct 7702 - VBM Reporting	678	196	28.91	109	33	16	4	35	0	
Pct 7703 MB - Election Day Repo	146	1	0.68	0	0	0	0	1	0	
Pct 7703 MB - VBM Reporting	146	38	26.03	20	5	11	0	1	1	
Pct 7704 - Election Day Reporting	887	87	9.81	48	14	11	0	14	0	
Pct 7704 - VBM Reporting	887	277	31.23	160	33	48	1	40	0	
Pct 7705 - Election Day Reporting	509	70	13.75	40	9	4	0	17	0	
Pct 7705 - VBM Reporting	509	144	28.29	86	23	15	1	20	0	
Pct 7706 - Election Day Reporting	785	114	14.52	62	22	14	0	16	0	
Pct 7706 - VBM Reporting	785	205	26.24	117	28	32	0	32	0	
Pct 7707 - Election Day Reporting	779	111	14.25	62	25	14	1	9	0	
Pct 7707 - VBM Reporting	779	223	29.40	130	33	31	0	36	0	
Pct 7708 - Election Day Reporting	819	92	11.23	51	12	18	1	10	0	
Pct 7708 - VBM Reporting	819	235	28.69	116	37	44	0	39	0	
Pct 7709 - Election Day Reporting	325	48	14.77	23	6	10	0	9	0	
Pct 7709 - VBM Reporting	325	90	27.69	50	11	17	0	12	0	
Pct 7711 - Election Day Reporting	713	94	13.18	56	8	16	0	14	0	
Pct 7711 - VBM Reporting	713	188	26.37	107	27	22	1	32	0	
Pct 7712 - Election Day Reporting	490	66	13.47	32	8	11	2	13	0	
Pct 7712 - VBM Reporting	490	120	24.49	74	17	14	0	16	0	
Pct 7801 - Election Day Reporting	904	118	13.05	62	18	17	0	21	0	
Pct 7801 - VBM Reporting	904	230	25.44	133	28	22	2	47	0	
Pct 7802 - Election Day Reporting	713	100	14.03	47	18	6	1	28	0	
Pct 7802 - VBM Reporting	713	174	24.40	95	24	12	1	42	0	
Pct 7803 - Election Day Reporting	774	77	9.95	43	10	4	0	20	0	

**THE CITY AND COUNTY OF SAN FRANCISCO Statement of Vote  
PRIMARY ELECTION JUNE 2014**

NON-PARTISAN SUP OF PUBLIC INSTRUCTION										
	Registration	Ballots Cast	Turnout (%)	SUP OF PUBLIC INSTRUCTION	TOM TORLAKSON	MARSHALL TUCK	LYDIA A. GUTÉRREZ	WRITE-IN	Under Vote	Over Vote
Pct 7803 - VBM Reporting	774	261	33.72	150	23	35	0	0	50	0
Pct 7804 - Election Day Reporting	833	114	13.68	55	22	9	1	1	27	0
Pct 7804 - VBM Reporting	833	220	26.41	118	29	16	1	1	51	0
Pct 7805 - Election Day Reporting	803	94	11.71	59	9	12	1	1	13	0
Pct 7805 - VBM Reporting	803	182	22.67	110	16	21	0	0	37	0
Pct 7806 - Election Day Reporting	677	81	11.96	42	9	14	0	0	16	0
Pct 7806 - VBM Reporting	677	126	18.61	68	21	19	1	1	17	0
Pct 7807 - Election Day Reporting	672	103	15.33	64	8	13	0	0	18	0
Pct 7807 - VBM Reporting	672	106	15.77	59	9	15	0	0	24	0
Pct 7808 - Election Day Reporting	644	92	14.29	52	9	15	0	0	16	0
Pct 7808 - VBM Reporting	644	125	19.41	71	13	18	0	0	16	0
Pct 7809 - Election Day Reporting	809	104	12.86	58	4	18	1	1	23	0
Pct 7809 - VBM Reporting	809	163	20.15	92	9	38	0	0	20	0
Pct 7811 - Election Day Reporting	692	85	12.28	57	6	11	0	0	11	0
Pct 7811 - VBM Reporting	692	126	18.21	70	20	14	0	0	22	0
Pct 7812 - Election Day Reporting	798	106	13.28	66	7	20	0	0	15	0
Pct 7812 - VBM Reporting	798	163	20.43	80	16	23	0	0	44	0
Pct 7813 - Election Day Reporting	880	116	13.41	73	6	14	1	1	24	0
Pct 7813 - VBM Reporting	880	195	22.16	108	25	23	2	2	36	0
Pct 7814 - Election Day Reporting	792	73	9.22	30	7	22	2	2	12	0
Pct 7814 - VBM Reporting	792	103	13.01	43	10	39	1	1	11	1
Pct 7815 - Election Day Reporting	847	102	12.04	69	9	6	0	0	18	0
Pct 7815 - VBM Reporting	847	226	26.68	141	16	22	2	2	38	0
Pct 7816 - Election Day Reporting	832	95	11.42	51	9	21	0	0	14	0
Pct 7816 - VBM Reporting	832	250	30.05	152	29	34	1	1	32	0
Pct 7817 - Election Day Reporting	755	129	17.09	68	10	24	0	0	27	0
Pct 7817 - VBM Reporting	755	176	23.31	96	12	26	0	0	39	0
Pct 7818 - Election Day Reporting	809	108	13.35	63	8	20	0	0	17	0
Pct 7818 - VBM Reporting	809	175	21.63	109	15	20	2	2	24	0
Pct 7819 - Election Day Reporting	758	113	14.91	63	7	22	0	0	20	1
Pct 7819 - VBM Reporting	758	154	20.32	78	16	32	1	1	23	0
Pct 7821 - Election Day Reporting	891	124	13.92	66	13	21	0	0	24	0
Pct 7821 - VBM Reporting	891	246	27.83	145	35	27	1	1	42	0
Pct 7822 - Election Day Reporting	863	127	14.72	80	7	17	0	0	23	0
Pct 7822 - VBM Reporting	863	159	18.42	97	18	23	2	2	17	0
Pct 7823 - Election Day Reporting	816	122	14.95	72	8	20	0	0	22	0
Pct 7823 - VBM Reporting	816	185	23.04	112	16	32	1	1	30	0
Pct 7824 - Election Day Reporting	763	101	13.24	53	10	14	1	1	23	0
Pct 7824 - VBM Reporting	763	166	21.76	89	22	24	1	1	32	0
Pct 7825 - Election Day Reporting	535	76	14.21	48	5	10	0	0	12	0
Pct 7825 - VBM Reporting	535	101	18.88	70	6	12	0	0	13	0
Pct 7826 - Election Day Reporting	642	103	16.04	53	13	15	1	1	22	0
Pct 7826 - VBM Reporting	642	98	15.26	54	8	18	0	0	22	0
Pct 7827 - Election Day Reporting	837	108	12.90	60	7	28	0	0	15	0
Pct 7827 - VBM Reporting	837	137	16.37	72	15	35	2	2	18	0
Pct 7828 - Election Day Reporting	900	96	10.67	44	14	18	0	0	20	0
Pct 7828 - VBM Reporting	900	235	26.11	142	33	31	0	0	30	0
Pct 7829 - Election Day Reporting	810	115	14.20	78	9	15	0	0	13	0
Pct 7829 - VBM Reporting	810	234	28.89	149	21	22	0	0	41	0
Pct 7831 - Election Day Reporting	851	116	13.63	68	11	21	0	0	16	0
Pct 7831 - VBM Reporting	851	194	22.80	108	36	21	1	1	34	0
Pct 7832 - Election Day Reporting	759	94	12.38	53	10	15	1	1	15	0
Pct 7832 - VBM Reporting	759	211	27.80	128	28	15	0	0	35	0
Pct 7833 - Election Day Reporting	742	76	10.51	40	9	18	0	0	11	0
Pct 7833 - VBM Reporting	742	148	19.95	79	15	11	0	0	41	0
Pct 7834 - Election Day Reporting	823	105	12.76	62	4	15	1	1	23	0
Pct 7834 - VBM Reporting	823	130	15.80	66	19	22	1	1	20	0

**THE CITY AND COUNTY OF SAN FRANCISCO Statement of Vote  
PRIMARY ELECTION JUNE 2014**

NON-PARTISAN SUP OF PUBLIC INSTRUCTION										
	Registration	Ballots Cast	Turnout (%)	SUP OF PUBLIC INSTRUCTION	TOM TORLAKSON	MARSHALL TUCK	LYDIA A. GUTIÉRREZ	WRITE-IN	Under Vote	Over Vote
Pct 7835 - Election Day Reporting	765	69	9.02		38	10	11	1	9	0
Pct 7835 - VBM Reporting	765	193	25.23		111	23	28	0	27	0
Pct 7836 - Election Day Reporting	880	106	12.05		54	12	21	2	17	0
Pct 7836 - VBM Reporting	880	230	26.14		137	24	36	0	30	0
Pct 7837 - Election Day Reporting	853	125	14.65		75	19	11	0	20	0
Pct 7837 - VBM Reporting	853	207	24.27		127	27	21	1	38	0
Pct 7838 - Election Day Reporting	846	109	12.88		59	7	14	0	31	0
Pct 7838 - VBM Reporting	846	238	28.13		148	18	23	0	41	0
Pct 7839 - Election Day Reporting	805	96	12.17		48	20	14	0	16	0
Pct 7839 - VBM Reporting	805	232	28.82		138	39	28	1	25	0
Pct 7841 - Election Day Reporting	874	124	14.19		75	6	19	0	24	0
Pct 7841 - VBM Reporting	874	175	20.02		97	14	23	0	41	0
Pct 7842 - Election Day Reporting	832	111	13.34		54	16	17	0	25	0
Pct 7842 - VBM Reporting	832	148	17.79		79	20	19	1	29	1
Pct 7843 - Election Day Reporting	740	96	12.97		45	12	18	0	22	0
Pct 7843 - VBM Reporting	740	131	17.70		70	15	19	1	25	0
Pct 7844 - Election Day Reporting	680	72	10.59		40	4	15	1	12	0
Pct 7844 - VBM Reporting	680	121	17.79		60	9	19	0	28	0
Pct 7845 - Election Day Reporting	839	102	12.16		69	10	12	0	11	0
Pct 7845 - VBM Reporting	839	176	20.98		84	33	29	0	33	0
Pct 7846 - Election Day Reporting	863	108	12.51		69	9	15	0	15	0
Pct 7846 - VBM Reporting	863	206	23.87		111	35	25	1	34	0
Pct 7847 - Election Day Reporting	845	107	12.66		62	14	10	0	21	0
Pct 7847 - VBM Reporting	845	199	23.55		116	23	23	0	41	0
Pct 7848 - Election Day Reporting	861	116	13.47		69	8	8	1	30	0
Pct 7848 - VBM Reporting	861	197	22.88		109	25	30	1	29	0
Pct 7849 - Election Day Reporting	885	128	14.46		77	15	14	1	21	0
Pct 7849 - VBM Reporting	885	166	18.76		89	16	22	0	43	0
Pct 7851 - Election Day Reporting	492	64	13.01		34	18	5	2	5	0
Pct 7851 - VBM Reporting	492	154	31.30		90	14	19	0	31	0
Pct 7852 - Election Day Reporting	604	87	14.40		56	8	9	0	14	0
Pct 7852 - VBM Reporting	604	193	31.95		114	18	19	2	36	0
Pct 7853 - Election Day Reporting	805	86	10.68		52	9	12	0	13	0
Pct 7853 - VBM Reporting	805	194	24.10		110	25	30	1	25	0
Pct 7854 - Election Day Reporting	845	101	11.95		54	12	10	1	24	0
Pct 7854 - VBM Reporting	845	184	21.78		96	24	24	1	39	0
Pct 7855 - Election Day Reporting	873	104	11.91		54	11	17	0	22	0
Pct 7855 - VBM Reporting	873	179	20.50		98	22	27	2	27	0
Pct 7856 - Election Day Reporting	766	101	13.19		61	9	9	0	22	0
Pct 7856 - VBM Reporting	766	147	19.19		86	17	25	0	22	0
Pct 7857 - Election Day Reporting	864	102	11.81		51	13	24	0	14	0
Pct 7857 - VBM Reporting	864	191	22.11		102	20	28	1	39	0
Pct 7858 - Election Day Reporting	691	89	12.88		40	8	22	1	18	0
Pct 7858 - VBM Reporting	691	106	15.34		54	18	21	0	12	0
Pct 7859 - Election Day Reporting	788	104	13.20		52	15	14	0	23	0
Pct 7859 - VBM Reporting	788	197	25.00		131	20	21	0	26	0
Pct 7861 - Election Day Reporting	821	95	11.57		59	9	9	0	18	0
Pct 7861 - VBM Reporting	821	178	21.68		102	25	14	3	30	0
Pct 7862 - Election Day Reporting	850	129	15.18		72	16	21	0	20	0
Pct 7862 - VBM Reporting	850	177	20.82		96	24	15	3	39	0
Pct 7863 - Election Day Reporting	841	127	15.10		65	16	22	0	25	0
Pct 7863 - VBM Reporting	841	146	17.36		75	30	15	0	27	0
Pct 7864 - Election Day Reporting	752	85	11.30		49	8	16	0	12	0
Pct 7864 - VBM Reporting	752	130	17.29		67	21	10	0	30	0
Pct 7865 - Election Day Reporting	788	101	12.82		63	10	14	0	14	0
Pct 7865 - VBM Reporting	788	173	21.95		89	22	37	0	29	0
Pct 7866 - Election Day Reporting	765	106	13.86		60	16	14	0	16	0

**THE CITY AND COUNTY OF SAN FRANCISCO Statement of Vote  
PRIMARY ELECTION JUNE 2014**

NON-PARTISAN SUP OF PUBLIC INSTRUCTION														
	Registration	Ballots Cast	Turnout (%)	SUP OF PUBLIC INSTRUCTION	TOM TORLAKSON	MARSHALL TUCK	LYDIA A. GUTIÉRREZ	WRITE-IN	Under Vote	Over Vote				
Pct 7866 - VBM Reporting	765	243	31.76		132	41	31	0	33	0				
Pct 7867 - Election Day Reporting	865	123	14.22		78	15	16	0	15	0				
Pct 7867 - VBM Reporting	865	237	27.40		129	30	29	2	44	0				
Pct 7868 - Election Day Reporting	799	81	10.14		44	12	10	0	15	0				
Pct 7868 - VBM Reporting	799	236	29.79		136	29	36	3	31	0				
Pct 7869 - Election Day Reporting	813	110	13.53		69	10	14	0	17	0				
Pct 7869 - VBM Reporting	813	232	28.66		121	41	31	1	38	0				
Pct 7871 - Election Day Reporting	827	130	15.72		60	27	19	0	24	0				
Pct 7871 - VBM Reporting	827	210	25.39		120	23	32	3	35	0				
Pct 7872 - Election Day Reporting	851	140	16.45		81	12	23	1	23	0				
Pct 7872 - VBM Reporting	851	180	21.15		96	22	29	1	34	0				
Pct 7873 - Election Day Reporting	839	126	15.02		68	17	11	0	30	0				
Pct 7873 - VBM Reporting	839	209	24.43		115	25	21	0	43	0				
Pct 7874 - Election Day Reporting	441	51	11.56		29	2	15	0	5	0				
Pct 7874 - VBM Reporting	441	106	24.04		59	7	25	1	15	0				
Pct 7875 - Election Day Reporting	550	58	10.55		29	9	16	0	3	0				
Pct 7875 - VBM Reporting	550	127	23.09		74	7	26	1	16	0				
Pct 7901 - Election Day Reporting	939	67	7.14		24	9	18	1	14	1				
Pct 7901 - VBM Reporting	939	163	17.36		75	18	47	0	20	4				
Pct 7902 - Election Day Reporting	805	75	9.32		36	3	19	1	16	0				
Pct 7902 - VBM Reporting	805	106	13.17		59	11	22	0	15	0				
Pct 7903 - Election Day Reporting	808	77	9.53		27	2	30	1	17	0				
Pct 7903 - VBM Reporting	808	127	15.72		62	10	36	0	20	1				
Pct 7904 - Election Day Reporting	794	53	6.68		23	3	10	0	15	1				
Pct 7904 - VBM Reporting	794	131	16.50		61	18	36	0	15	0				
Pct 7905 - Election Day Reporting	785	87	11.08		44	4	18	0	21	0				
Pct 7905 - VBM Reporting	785	147	18.73		77	16	25	0	28	0				
Pct 7906 - Election Day Reporting	712	77	10.81		42	6	12	0	17	0				
Pct 7906 - VBM Reporting	712	100	14.04		43	18	13	0	27	1				
Pct 7907 - Election Day Reporting	883	85	9.63		48	11	14	1	11	0				
Pct 7907 - VBM Reporting	883	135	15.74		66	21	34	0	17	0				
Pct 7908 - Election Day Reporting	921	131	14.22		47	11	46	0	27	0				
Pct 7908 - VBM Reporting	921	191	20.74		84	26	53	0	28	3				
Pct 7909 - Election Day Reporting	696	69	9.91		32	6	19	0	12	0				
Pct 7909 - VBM Reporting	696	105	14.80		61	8	19	0	16	0				
Pct 7911 - Election Day Reporting	832	97	11.66		44	7	29	0	17	0				
Pct 7911 - VBM Reporting	832	120	14.42		58	13	34	0	16	0				
Pct 7912 - Election Day Reporting	831	98	11.79		53	5	27	2	12	0				
Pct 7912 - VBM Reporting	831	153	18.41		73	17	38	0	25	0				
Pct 7913 - Election Day Reporting	797	98	12.30		54	7	23	1	13	0				
Pct 7913 - VBM Reporting	797	113	14.18		55	11	31	1	15	0				
Pct 7914 - Election Day Reporting	793	98	12.36		44	1	30	0	23	0				
Pct 7914 - VBM Reporting	793	146	18.41		87	5	35	2	17	0				
Pct 7915 - Election Day Reporting	738	91	12.33		51	2	25	0	15	0				
Pct 7915 - VBM Reporting	738	98	13.01		42	13	25	0	15	0				
Pct 7916 - Election Day Reporting	810	126	15.56		51	7	44	1	23	0				
Pct 7916 - VBM Reporting	810	124	15.31		70	18	26	0	11	0				
Pct 7917 - Election Day Reporting	905	128	14.14		55	8	38	1	25	0				
Pct 7917 - VBM Reporting	905	139	15.36		73	8	45	0	15	1				
Pct 7918 - Election Day Reporting	728	100	13.74		47	4	20	3	26	0				
Pct 7918 - VBM Reporting	728	100	13.74		42	14	24	0	20	0				
Pct 7919 - Election Day Reporting	792	104	13.13		47	4	35	0	18	0				
Pct 7919 - VBM Reporting	792	110	13.89		55	11	23	0	21	0				
Pct 7921 - Election Day Reporting	793	88	11.10		30	10	30	0	18	0				
Pct 7921 - VBM Reporting	793	108	13.62		53	19	29	0	8	0				
Pct 7922 - Election Day Reporting	796	101	12.69		45	5	27	1	23	0				
Pct 7922 - VBM Reporting	796	125	15.70		68	15	28	0	15	0				

**THE CITY AND COUNTY OF SAN FRANCISCO Statement of Vote  
PRIMARY ELECTION JUNE 2014**

NON-PARTISAN SUP OF PUBLIC INSTRUCTION																		
	Registration	Ballots Cast	Turnout (%)	SUP OF PUBLIC INSTRUCTION	TOM TORLAKSON	MARSHALL TUCK	LYDIA A. GUTIERREZ	WRITE-IN	Under Vote	Over Vote								
Pct 7923 - Election Day Reporting	784	118	15.05	56	10	35	0	16	1									
Pct 7923 - VBM Reporting	784	135	17.22	71	14	30	1	19	0									
Pct 7924 - Election Day Reporting	769	96	12.48	40	5	29	1	21	0									
Pct 7924 - VBM Reporting	769	134	17.43	65	12	39	0	19	0									
Pct 7925 - Election Day Reporting	520	65	12.50	27	4	18	1	15	0									
Pct 7925 - VBM Reporting	520	80	15.38	33	10	21	0	15	1									
Pct 7926 - Election Day Reporting	772	117	15.16	66	8	16	0	27	0									
Pct 7926 - VBM Reporting	772	163	21.11	89	11	39	1	23	0									
Pct 7927 - Election Day Reporting	696	115	16.52	57	13	24	2	19	0									
Pct 7927 - VBM Reporting	696	143	20.55	73	20	19	2	29	0									
Pct 7928 - Election Day Reporting	848	135	15.92	73	10	26	1	25	0									
Pct 7928 - VBM Reporting	848	165	19.46	98	9	36	0	25	0									
Pct 7929 - Election Day Reporting	797	122	15.31	72	8	26	1	15	0									
Pct 7929 - VBM Reporting	797	209	26.10	112	20	35	2	39	0									
Pct 7931 - Election Day Reporting	703	109	15.50	67	10	19	0	13	0									
Pct 7931 - VBM Reporting	703	203	28.88	125	16	31	0	32	0									
Pct 7932 - Election Day Reporting	504	65	12.90	36	8	16	0	5	0									
Pct 7932 - VBM Reporting	504	109	21.63	62	9	19	0	20	0									
Pct 7933 MB - Election Day Repo	9	0	0.00	0	0	0	0	0	0									
Pct 7933 MB - VBM Reporting	9	3	33.33	0	1	2	0	0	0									
Pct 7934 - Election Day Reporting	777	108	13.90	53	8	25	0	22	0									
Pct 7934 - VBM Reporting	777	177	22.78	104	17	28	1	28	0									
Pct 7935 - Election Day Reporting	885	162	18.31	104	11	26	0	21	0									
Pct 7935 - VBM Reporting	885	248	28.02	146	26	40	1	37	0									
Pct 7936 - Election Day Reporting	798	140	17.54	81	16	20	2	21	0									
Pct 7936 - VBM Reporting	798	176	22.06	103	16	36	1	19	0									
Pct 7937 - Election Day Reporting	808	110	13.61	66	7	19	1	17	0									
Pct 7937 - VBM Reporting	808	179	22.15	102	17	27	1	32	0									
Pct 7938 - Election Day Reporting	704	95	13.49	39	3	31	0	21	1									
Pct 7938 - VBM Reporting	704	115	16.34	73	12	20	0	11	1									
Pct 7939 - Election Day Reporting	670	100	14.93	55	15	18	0	12	0									
Pct 7939 - VBM Reporting	670	148	22.09	86	7	37	0	19	1									
Pct 7941 - Election Day Reporting	733	83	11.32	49	7	13	1	13	0									
Pct 7941 - VBM Reporting	733	135	18.96	83	17	21	0	19	0									
Pct 7942 - Election Day Reporting	798	80	10.03	40	5	21	0	14	0									
Pct 7942 - VBM Reporting	798	171	21.43	87	12	32	0	40	0									
Pct 7943 - Election Day Reporting	801	98	12.23	49	9	30	0	10	0									
Pct 7943 - VBM Reporting	801	179	22.35	86	19	52	0	23	0									
Pct 7944 - Election Day Reporting	748	112	14.97	70	7	21	0	14	0									
Pct 7944 - VBM Reporting	748	147	19.65	75	12	37	1	21	1									
Pct 7945 - Election Day Reporting	790	37	4.68	18	2	14	0	3	0									
Pct 7945 - VBM Reporting	790	164	20.76	94	17	33	0	20	0									
Pct 7946 - Election Day Reporting	854	65	7.61	36	4	21	0	4	0									
Pct 7946 - VBM Reporting	854	223	26.11	132	25	33	1	32	0									
Pct 7947 - Election Day Reporting	814	45	5.90	15	12	15	0	6	0									
Pct 7947 - VBM Reporting	814	182	22.36	90	22	36	1	32	1									
Pct 7948 - Election Day Reporting	819	71	8.67	33	9	14	2	13	0									
Pct 7948 - VBM Reporting	819	184	22.47	98	16	28	3	42	0									
Pct 7949 - Election Day Reporting	496	36	7.26	17	6	7	0	6	0									
Pct 7949 - VBM Reporting	496	133	26.81	84	19	20	1	11	0									
Pct 7951 - Election Day Reporting	705	55	8.37	31	7	12	1	8	0									
Pct 7951 - VBM Reporting	705	200	28.37	110	30	28	2	31	0									
Pct 7952 - Election Day Reporting	687	46	6.70	25	3	14	0	4	0									
Pct 7952 - VBM Reporting	687	171	24.89	91	18	37	0	22	2									
Pct 7953 - Election Day Reporting	742	67	9.03	45	4	12	1	5	0									
Pct 7953 - VBM Reporting	742	195	26.28	100	30	35	1	32	0									
Pct 7954 MB - Election Day Repo	0	0	0.00	0	0	0	0	0	0									



**THE CITY AND COUNTY OF SAN FRANCISCO Statement of Vote  
PRIMARY ELECTION JUNE 2014**

NON-PARTISAN SUP OF PUBLIC INSTRUCTION													
	Registration	Ballots Cast	Turnout(%)	SUP OF PUBLIC INSTRUCTION TOM TORLAKSON	MARSHALL TUCK	LYDIA A. GUTIERREZ	WRITE-IN	Under Vote	Over Vote				
Pct 7954 MB - VBM Reporting	0	0	0.00	0	0	0	0	0	0				
Pct 7955 - Election Day Reporting	768	56	7.29	32	4	14	1	5	0				
Pct 7955 - VBM Reporting	768	177	23.05	98	14	31	2	36	0				
Pct 7956 - Election Day Reporting	628	37	5.89	16	4	8	1	8	0				
Pct 7956 - VBM Reporting	628	164	26.11	97	14	39	1	9	2				
Pct 7957 - Election Day Reporting	570	46	8.07	20	7	12	0	7	0				
Pct 7957 - VBM Reporting	570	122	21.40	70	10	26	0	16	0				
Pct 7958 MB - Election Day Repo	250	2	0.80	0	0	1	0	1	0				
Pct 7958 MB - VBM Reporting	250	87	34.80	49	6	22	0	11	0				
Pct 9001 MB - Election Day Repo	234	1	0.43	0	0	1	0	0	0				
Pct 9001 MB - VBM Reporting	234	57	24.36	39	7	7	0	5	0				
Pct 9101 - Election Day Reporting	820	78	9.51	35	9	15	1	18	0				
Pct 9101 - VBM Reporting	820	186	22.68	95	26	30	1	34	0				
Pct 9102 - Election Day Reporting	834	74	8.87	37	11	11	0	15	0				
Pct 9102 - VBM Reporting	834	165	19.78	94	22	16	0	35	0				
Pct 9103 - Election Day Reporting	824	81	9.83	44	9	17	2	9	0				
Pct 9103 - VBM Reporting	824	158	18.93	96	23	15	1	21	2				
Pct 9104 - Election Day Reporting	852	62	7.28	38	6	6	1	11	0				
Pct 9104 - VBM Reporting	852	158	18.54	98	20	17	1	22	0				
Pct 9105 - Election Day Reporting	874	78	8.92	38	12	13	0	15	0				
Pct 9105 - VBM Reporting	874	171	19.57	92	26	25	1	28	0				
Pct 9106 - Election Day Reporting	831	78	9.51	36	9	12	0	22	0				
Pct 9106 - VBM Reporting	831	146	17.57	85	23	17	0	24	0				
Pct 9107 - Election Day Reporting	747	82	10.98	34	13	15	1	18	1				
Pct 9107 - VBM Reporting	747	120	16.06	57	23	18	1	21	0				
Pct 9108 - Election Day Reporting	705	62	8.79	28	11	14	1	8	0				
Pct 9108 - VBM Reporting	705	103	14.61	61	17	12	1	14	0				
Pct 9109 - Election Day Reporting	748	78	10.43	44	17	6	0	11	0				
Pct 9109 - VBM Reporting	748	135	18.05	76	9	28	0	21	1				
Pct 9111 - Election Day Reporting	694	53	7.64	29	10	7	0	7	0				
Pct 9111 - VBM Reporting	694	105	15.13	43	18	20	0	24	0				
Pct 9112 - Election Day Reporting	848	72	8.49	37	11	16	0	8	0				
Pct 9112 - VBM Reporting	848	149	17.57	72	22	31	0	25	1				
Pct 9113 - Election Day Reporting	924	94	10.17	43	20	13	0	18	0				
Pct 9113 - VBM Reporting	924	186	20.13	111	23	21	0	31	0				
Pct 9114 - Election Day Reporting	777	60	7.72	38	5	7	0	10	0				
Pct 9114 - VBM Reporting	777	148	19.05	79	27	18	0	23	0				
Pct 9115 - Election Day Reporting	819	67	8.18	38	5	11	0	12	1				
Pct 9115 - VBM Reporting	819	126	15.38	58	23	17	0	28	0				
Pct 9116 - Election Day Reporting	838	68	8.11	32	14	12	2	8	0				
Pct 9116 - VBM Reporting	838	135	16.11	74	22	24	0	16	0				
Pct 9117 - Election Day Reporting	684	77	11.26	35	11	16	0	15	0				
Pct 9117 - VBM Reporting	684	177	25.88	98	25	23	0	31	0				
Pct 9118 - Election Day Reporting	836	69	8.25	45	7	9	0	8	0				
Pct 9118 - VBM Reporting	836	147	17.58	84	21	18	0	25	0				
Pct 9119 - Election Day Reporting	794	57	7.18	32	7	7	1	10	0				
Pct 9119 - VBM Reporting	794	175	22.54	91	37	27	2	22	0				
Pct 9121 - Election Day Reporting	797	63	7.90	29	15	6	0	13	0				
Pct 9121 - VBM Reporting	797	146	18.32	81	14	25	2	24	0				
Pct 9122 - Election Day Reporting	811	48	5.92	26	4	10	0	8	0				
Pct 9122 - VBM Reporting	811	175	21.58	85	36	23	0	31	1				
Pct 9123 - Election Day Reporting	766	68	8.88	32	7	17	0	12	0				
Pct 9123 - VBM Reporting	766	138	18.02	74	17	28	0	19	1				
Pct 9124 - Election Day Reporting	803	65	8.09	35	7	13	0	10	0				
Pct 9124 - VBM Reporting	803	144	17.93	82	17	20	1	24	0				
Pct 9125 - Election Day Reporting	783	60	7.66	30	5	10	0	13	0				
Pct 9125 - VBM Reporting	783	159	20.31	79	28	23	0	29	1				

THE CITY AND COUNTY OF SAN FRANCISCO Statement of Vote  
PRIMARY ELECTION JUNE 2014

NON-PARTISAN SUP OF PUBLIC INSTRUCTION												
	Registration	Ballots Cast	Turnout (%)	SUP OF PUBLIC INSTRUCTION	TOM TORLAKSON	MARSHALL TUCK	LYDIA A. GUTIERREZ	WRITE IN	Under Vote	Over Vote		
Pct 9126 - Election Day Reporting	833	85	8.28	39	12	8	0	10	0			
Pct 9126 - VBM Reporting	833	194	23.29	109	20	14	2	47	1			
Pct 9127 - Election Day Reporting	884	85	9.62	49	10	10	0	16	0			
Pct 9127 - VBM Reporting	884	175	19.80	90	18	36	0	29	0			
Pct 9128 - Election Day Reporting	761	65	8.54	34	7	11	0	13	0			
Pct 9128 - VBM Reporting	761	168	22.08	89	26	22	0	31	0			
Pct 9129 - Election Day Reporting	643	71	11.04	41	10	9	0	11	0			
Pct 9129 - VBM Reporting	643	110	17.11	56	12	19	0	23	0			
Pct 9131 - Election Day Reporting	658	65	9.88	33	9	12	0	11	0			
Pct 9131 - VBM Reporting	658	140	21.28	75	14	20	0	31	0			
Pct 9132 - Election Day Reporting	804	79	9.83	43	8	12	1	15	0			
Pct 9132 - VBM Reporting	804	102	12.69	63	14	7	0	18	1			
Pct 9133 - Election Day Reporting	910	83	9.12	50	8	15	0	10	0			
Pct 9133 - VBM Reporting	910	221	24.29	122	27	35	0	34	1			
Pct 9134 - Election Day Reporting	720	45	6.25	22	3	7	0	13	0			
Pct 9134 - VBM Reporting	720	138	19.31	76	19	21	0	23	0			
Pct 9135 - Election Day Reporting	732	75	10.25	34	11	17	0	13	0			
Pct 9135 - VBM Reporting	732	146	19.95	82	19	22	0	23	0			
Pct 9136 - Election Day Reporting	813	60	7.38	30	11	11	0	8	0			
Pct 9136 - VBM Reporting	813	134	16.48	70	14	24	1	25	0			
Pct 9137 - Election Day Reporting	845	77	9.11	39	10	20	1	7	0			
Pct 9137 - VBM Reporting	845	183	21.66	100	24	26	1	33	0			
Pct 9138 - Election Day Reporting	803	61	7.60	35	8	12	0	6	0			
Pct 9138 - VBM Reporting	803	179	22.29	104	25	27	2	23	0			
Pct 9139 - Election Day Reporting	876	73	8.33	34	9	12	0	18	0			
Pct 9139 - VBM Reporting	876	239	27.28	130	44	34	0	34	0			
Pct 9141 - Election Day Reporting	849	64	7.54	44	8	6	0	6	0			
Pct 9141 - VBM Reporting	849	171	20.14	96	17	30	0	28	0			
Pct 9142 - Election Day Reporting	838	54	6.44	34	3	9	0	7	0			
Pct 9142 - VBM Reporting	838	144	17.18	76	26	20	0	22	0			
Pct 9143 - Election Day Reporting	831	80	9.63	44	13	7	1	15	0			
Pct 9143 - VBM Reporting	831	170	20.46	90	29	14	0	38	0			
Pct 9144 - Election Day Reporting	844	98	11.61	60	13	8	1	16	0			
Pct 9144 - VBM Reporting	844	157	18.60	93	20	17	0	30	0			
Pct 9145 - Election Day Reporting	793	88	11.10	52	10	12	0	14	0			
Pct 9145 - VBM Reporting	793	142	17.91	81	18	20	0	21	0			
Pct 9146 - Election Day Reporting	824	66	8.01	41	9	10	0	6	0			
Pct 9146 - VBM Reporting	824	141	17.11	72	22	21	0	22	0			
Pct 9147 - Election Day Reporting	881	89	10.10	57	14	7	0	11	0			
Pct 9147 - VBM Reporting	881	135	15.32	80	14	22	1	21	0			
Pct 9148 - Election Day Reporting	862	81	9.40	49	8	10	2	12	0			
Pct 9148 - VBM Reporting	862	136	15.78	74	21	19	1	28	0			
Pct 9149 - Election Day Reporting	856	85	9.93	44	7	13	0	21	0			
Pct 9149 - VBM Reporting	856	145	16.94	71	16	21	1	37	0			
Pct 9151 - Election Day Reporting	700	58	8.29	30	10	7	0	11	0			
Pct 9151 - VBM Reporting	700	171	24.43	89	28	20	0	34	0			
Pct 9152 - Election Day Reporting	680	13	1.91	4	0	2	0	7	0			
Pct 9152 - VBM Reporting	680	84	12.35	42	4	25	0	13	0			
Pct 9201 - Election Day Reporting	773	52	6.73	27	5	12	0	8	0			
Pct 9201 - VBM Reporting	773	94	12.16	43	12	19	0	20	0			
Pct 9202 - Election Day Reporting	816	47	5.76	21	7	14	0	5	0			
Pct 9202 - VBM Reporting	816	98	12.01	47	16	15	0	20	0			
Pct 9203 - Election Day Reporting	834	62	7.43	25	12	7	0	18	0			
Pct 9203 - VBM Reporting	834	151	18.11	64	36	18	1	33	0			
Pct 9204 - Election Day Reporting	750	68	9.07	28	23	3	0	14	0			
Pct 9204 - VBM Reporting	750	147	19.60	70	38	13	0	27	0			
Pct 9205 - Election Day Reporting	651	33	5.07	15	9	7	0	2	0			

**THE CITY AND COUNTY OF SAN FRANCISCO Statement of Vote  
PRIMARY ELECTION JUNE 2014**

NON-PARTISAN SUP OF PUBLIC INSTRUCTION										
	Registration	Balls Cast	Turnout (%)	SUP OF PUBLIC INSTRUCTION	TOM TORLAKSON	MARSHALL TUCK	LYDIA A. GUTIÉRREZ	WRITE-IN	Under Vote	Over Vote
Pct 9205 - VBM Reporting	651	134	20.58		72	24	19	1	19	0
Pct 9206 - Election Day Reporting	844	55	6.52		23	15	6	0	11	0
Pct 9206 - VBM Reporting	844	184	21.80		83	43	20	0	39	0
Pct 9207 - Election Day Reporting	832	73	8.77		39	15	8	0	11	0
Pct 9207 - VBM Reporting	832	110	13.22		49	19	15	1	29	0
Pct 9208 - Election Day Reporting	813	53	6.52		27	9	8	0	9	0
Pct 9208 - VBM Reporting	813	120	14.76		56	26	10	0	29	0
Pct 9209 - Election Day Reporting	630	41	6.51		16	11	5	0	9	0
Pct 9209 - VBM Reporting	630	120	19.05		53	22	21	1	25	0
Pct 9211 - Election Day Reporting	746	51	6.84		24	7	8	0	12	0
Pct 9211 - VBM Reporting	746	108	14.61		45	19	18	0	27	0
Pct 9212 - Election Day Reporting	691	35	5.64		18	7	4	0	10	0
Pct 9212 - VBM Reporting	691	97	14.04		47	19	10	2	18	1
Pct 9213 - Election Day Reporting	812	65	8.00		28	5	11	0	21	0
Pct 9213 - VBM Reporting	812	134	16.50		58	28	15	0	33	0
Pct 9214 - Election Day Reporting	544	43	7.90		18	9	4	0	12	0
Pct 9214 - VBM Reporting	544	119	21.88		47	18	23	0	33	0
Pct 9215 - Election Day Reporting	571	48	8.58		18	19	5	0	7	0
Pct 9215 - VBM Reporting	571	101	17.69		39	28	9	0	26	0
Pct 9216 - Election Day Reporting	692	58	8.38		28	14	7	0	9	0
Pct 9216 - VBM Reporting	692	90	13.01		45	17	10	0	18	0
Pct 9217 - Election Day Reporting	622	50	8.04		24	12	9	0	5	0
Pct 9217 - VBM Reporting	622	113	18.17		54	21	9	0	29	0
Pct 9218 - Election Day Reporting	685	42	6.13		12	9	9	0	12	0
Pct 9218 - VBM Reporting	685	95	13.87		46	19	9	1	19	0
Pct 9219 - Election Day Reporting	687	44	6.40		28	4	6	0	6	0
Pct 9219 - VBM Reporting	687	105	15.87		53	21	14	0	21	0
Pct 9221 - Election Day Reporting	608	68	11.18		18	33	7	0	10	0
Pct 9221 - VBM Reporting	608	168	27.63		71	43	9	1	47	0
Pct 9222 - Election Day Reporting	763	70	9.17		38	18	2	0	15	0
Pct 9222 - VBM Reporting	763	165	22.15		74	39	12	0	46	0
Pct 9223 - Election Day Reporting	550	41	7.45		19	7	6	0	9	0
Pct 9223 - VBM Reporting	550	103	18.73		48	22	17	0	19	0
Pct 9224 - Election Day Reporting	868	62	7.14		29	13	8	1	11	0
Pct 9224 - VBM Reporting	868	210	24.19		116	37	22	0	35	1
Pct 9225 - Election Day Reporting	772	58	7.64		27	12	10	0	10	0
Pct 9225 - VBM Reporting	772	121	15.67		59	25	10	0	27	0
Pct 9226 - Election Day Reporting	817	64	7.83		21	14	9	0	20	0
Pct 9226 - VBM Reporting	817	152	18.60		64	29	20	2	37	0
Pct 9227 - Election Day Reporting	692	58	8.53		34	10	4	1	10	0
Pct 9227 - VBM Reporting	692	204	29.48		103	36	24	1	44	0
Pct 9228 - Election Day Reporting	665	74	11.13		42	7	9	0	16	0
Pct 9228 - VBM Reporting	665	174	26.17		94	34	5	1	43	0
Pct 9229 - Election Day Reporting	532	53	9.96		25	16	6	0	6	0
Pct 9229 - VBM Reporting	532	123	23.12		61	33	9	0	20	0
Pct 9231 - Election Day Reporting	915	107	11.69		52	22	18	0	15	0
Pct 9231 - VBM Reporting	915	176	19.23		84	25	23	2	43	0
Pct 9232 - Election Day Reporting	675	66	9.78		36	12	9	0	9	0
Pct 9232 - VBM Reporting	675	142	21.04		65	36	18	0	22	0
Pct 9233 - Election Day Reporting	692	47	6.79		18	13	1	0	15	0
Pct 9233 - VBM Reporting	692	182	26.30		85	50	15	0	36	0
Pct 9234 - Election Day Reporting	648	63	9.72		31	10	9	1	13	0
Pct 9234 - VBM Reporting	648	172	26.54		70	41	23	0	38	1
Pct 9235 - Election Day Reporting	839	83	9.89		30	24	10	0	19	0
Pct 9235 - VBM Reporting	839	167	19.90		77	35	18	0	36	1
Pct 9236 - Election Day Reporting	636	53	8.33		25	11	4	0	13	0
Pct 9236 - VBM Reporting	636	125	19.81		60	26	10	0	32	0

**THE CITY AND COUNTY OF SAN FRANCISCO Statement of Vote  
PRIMARY ELECTION JUNE 2014**

NON-PARTISAN SUP OF PUBLIC INSTRUCTION										
	Registration	Ballots Cast	Turnout (%)	SUP OF PUBLIC INSTRUCTION	TOM TORLAKSON	MARSHALL TUCK	LYDIA A. GUTIERREZ	WRITE-IN	Under Vote	Over Vote
Pct 9237 - Election Day Reporting	821	58	7.06	36	8	2	0	12	0	
Pct 9237 - VBM Reporting	821	159	19.37	67	35	20	0	34	0	
Pct 9238 - Election Day Reporting	746	45	6.03	17	12	9	0	7	0	
Pct 9238 - VBM Reporting	746	184	24.66	92	48	8	0	35	0	
Pct 9239 - Election Day Reporting	777	57	7.34	26	14	5	1	11	0	
Pct 9239 - VBM Reporting	777	191	24.58	81	50	15	2	40	1	
Pct 9241 - Election Day Reporting	879	68	7.74	29	15	8	0	16	0	
Pct 9241 - VBM Reporting	879	154	17.52	66	31	15	0	40	0	
Pct 9242 - Election Day Reporting	844	69	7.82	28	13	10	0	15	0	
Pct 9242 - VBM Reporting	844	156	18.48	72	29	20	0	35	0	
Pct 9243 - Election Day Reporting	543	47	8.66	29	6	5	0	7	0	
Pct 9243 - VBM Reporting	543	92	16.94	52	18	5	0	15	0	
Pct 9244 - Election Day Reporting	763	65	8.52	33	13	6	0	13	0	
Pct 9244 - VBM Reporting	763	118	15.47	61	19	16	2	20	0	
Pct 9245 - Election Day Reporting	631	61	9.67	29	6	13	0	13	0	
Pct 9245 - VBM Reporting	631	104	16.48	56	19	13	0	17	0	
Pct 9246 - Election Day Reporting	803	38	4.73	21	6	5	0	6	0	
Pct 9246 - VBM Reporting	803	152	18.93	76	28	15	0	33	0	
Pct 9247 - Election Day Reporting	800	57	7.13	21	12	11	0	12	0	
Pct 9247 - VBM Reporting	800	160	20.00	88	22	21	1	28	0	
Pct 9248 - Election Day Reporting	752	53	7.05	30	5	14	0	4	0	
Pct 9248 - VBM Reporting	752	139	18.48	66	29	16	0	28	0	
Pct 9249 - Election Day Reporting	805	73	9.07	34	19	11	0	9	0	
Pct 9249 - VBM Reporting	805	149	18.51	71	39	16	1	24	0	
Pct 9251 - Election Day Reporting	822	93	11.31	47	19	9	2	15	0	
Pct 9251 - VBM Reporting	822	155	18.86	75	21	27	0	34	0	
Pct 9252 - Election Day Reporting	807	63	7.81	26	13	14	0	10	0	
Pct 9252 - VBM Reporting	807	160	19.83	80	32	22	0	27	0	
Pct 9253 - Election Day Reporting	717	58	8.09	28	9	4	1	16	0	
Pct 9253 - VBM Reporting	717	147	20.50	82	21	16	0	27	0	
Pct 9254 - Election Day Reporting	818	50	6.11	24	12	3	1	10	0	
Pct 9254 - VBM Reporting	818	155	18.95	85	18	12	1	40	0	
Pct 9255 - Election Day Reporting	486	43	8.85	22	5	10	0	6	0	
Pct 9255 - VBM Reporting	486	62	12.76	36	12	10	0	4	0	
Pct 9256 - Election Day Reporting	325	16	4.92	6	4	5	0	1	0	
Pct 9256 - VBM Reporting	325	48	14.77	23	9	6	0	10	0	
Pct 9257 MB - Election Day Repo	259	0	0.00	0	0	0	0	0	0	
Pct 9257 MB - VBM Reporting	259	67	25.87	39	10	10	0	7	0	
Pct 9258 - Election Day Reporting	590	33	5.59	20	2	2	0	9	0	
Pct 9258 - VBM Reporting	590	128	21.69	66	16	16	2	29	1	
Pct 9401 - Election Day Reporting	842	82	9.74	43	7	14	0	18	0	
Pct 9401 - VBM Reporting	842	139	16.03	81	10	23	0	24	0	
Pct 9402 - Election Day Reporting	860	64	7.44	33	10	17	2	2	0	
Pct 9402 - VBM Reporting	860	140	16.28	67	14	24	0	33	0	
Pct 9403 - Election Day Reporting	800	42	5.25	18	8	7	1	8	0	
Pct 9403 - VBM Reporting	800	160	20.00	95	14	28	0	26	0	
Pct 9404 - Election Day Reporting	821	64	7.80	26	12	14	0	12	0	
Pct 9404 - VBM Reporting	821	179	21.80	107	18	21	1	32	0	
Pct 9405 - Election Day Reporting	682	79	11.58	34	16	19	0	10	0	
Pct 9405 - VBM Reporting	682	120	17.60	54	21	22	1	23	0	
Pct 9406 - Election Day Reporting	819	69	8.42	31	11	9	0	18	0	
Pct 9406 - VBM Reporting	819	158	19.29	90	14	19	3	31	0	
Pct 9407 - Election Day Reporting	812	54	6.65	27	7	10	1	9	0	
Pct 9407 - VBM Reporting	812	133	16.38	61	30	15	2	27	0	
Pct 9408 - Election Day Reporting	717	53	7.39	31	7	9	0	4	0	
Pct 9408 - VBM Reporting	717	110	15.34	59	13	16	0	25	0	
Pct 9409 - Election Day Reporting	539	48	8.91	32	2	8	0	6	0	

THE CITY AND COUNTY OF SAN FRANCISCO Statement of Vote  
PRIMARY ELECTION JUNE 2014

NON-PARTISAN SUP OF PUBLIC INSTRUCTION										
	Registration	Ballots Cast	Turnout(%)	SUP OF PUBLIC INSTRUCTION	TOM TORLAKSON	MARSHALL TUCK	LYDIA A. GUTIÉRREZ	WRITE-IN	Under Vote	Over Vote
Pct 9409 - VBM Reporting	539	95	17.63	49	12	15	3	19	0	
Pct 9411 - Election Day Reporting	851	62	7.29	33	4	19	0	13	0	
Pct 9411 - VBM Reporting	851	131	15.39	67	17	29	0	20	0	
Pct 9412 - Election Day Reporting	798	72	9.02	35	12	10	2	13	0	
Pct 9412 - VBM Reporting	798	160	20.05	93	10	24	2	33	0	
Pct 9413 - Election Day Reporting	821	52	6.33	28	5	8	0	11	0	
Pct 9413 - VBM Reporting	821	172	20.95	92	20	22	0	44	0	
Pct 9414 - Election Day Reporting	806	64	7.94	37	8	9	0	10	0	
Pct 9414 - VBM Reporting	806	170	21.09	90	28	21	1	27	0	
Pct 9415 - Election Day Reporting	689	54	7.84	29	7	6	0	10	0	
Pct 9415 - VBM Reporting	689	144	20.90	77	21	26	1	18	0	
Pct 9416 - Election Day Reporting	867	81	9.34	36	10	16	1	18	0	
Pct 9416 - VBM Reporting	867	162	18.69	95	17	29	0	21	0	
Pct 9417 - Election Day Reporting	676	40	5.92	18	8	11	1	6	0	
Pct 9417 - VBM Reporting	676	139	20.56	79	24	22	0	16	0	
Pct 9418 - Election Day Reporting	688	47	6.83	28	7	5	0	7	0	
Pct 9418 - VBM Reporting	688	154	22.38	78	24	23	0	26	0	
Pct 9419 - Election Day Reporting	796	76	9.55	35	20	7	1	13	0	
Pct 9419 - VBM Reporting	796	187	23.49	97	30	31	1	31	0	
Pct 9421 - Election Day Reporting	812	50	6.16	26	5	7	0	12	0	
Pct 9421 - VBM Reporting	812	196	24.38	107	27	26	0	41	0	
Pct 9422 - Election Day Reporting	925	83	8.97	44	14	12	0	13	0	
Pct 9422 - VBM Reporting	925	185	20.00	113	25	18	0	32	0	
Pct 9423 - Election Day Reporting	809	59	7.29	29	7	11	0	12	0	
Pct 9423 - VBM Reporting	809	151	18.67	98	10	20	0	23	0	
Pct 9424 - Election Day Reporting	826	57	6.90	26	10	6	0	15	0	
Pct 9424 - VBM Reporting	826	180	21.79	113	15	18	1	33	1	
Pct 9425 - Election Day Reporting	808	40	4.95	23	7	2	0	8	0	
Pct 9425 - VBM Reporting	808	162	20.05	90	17	20	1	38	0	
Pct 9426 - Election Day Reporting	727	57	7.84	29	6	15	0	7	0	
Pct 9426 - VBM Reporting	727	137	18.84	73	20	14	0	31	1	
Pct 9427 - Election Day Reporting	797	57	7.15	26	14	9	0	8	0	
Pct 9427 - VBM Reporting	797	185	23.21	83	35	24	1	47	0	
Pct 9428 - Election Day Reporting	854	51	5.97	25	10	6	0	11	0	
Pct 9428 - VBM Reporting	854	186	21.78	102	24	27	1	38	0	
Pct 9429 - Election Day Reporting	774	90	11.63	41	18	11	1	19	0	
Pct 9429 - VBM Reporting	774	159	20.54	90	27	18	1	24	0	
Pct 9431 - Election Day Reporting	868	70	8.06	40	14	11	0	5	0	
Pct 9431 - VBM Reporting	868	224	25.81	128	40	17	0	39	0	
Pct 9432 - Election Day Reporting	851	84	9.87	43	9	14	1	17	0	
Pct 9432 - VBM Reporting	851	176	20.68	105	24	14	1	32	0	
Pct 9433 - Election Day Reporting	839	53	6.32	26	7	9	0	11	0	
Pct 9433 - VBM Reporting	839	186	22.17	111	18	15	0	46	0	
Pct 9434 - Election Day Reporting	889	62	6.97	35	6	10	0	11	0	
Pct 9434 - VBM Reporting	889	206	23.40	108	34	28	1	39	0	
Pct 9435 - Election Day Reporting	855	89	10.41	54	11	10	0	14	0	
Pct 9435 - VBM Reporting	855	189	22.11	100	22	30	0	40	0	
Pct 9436 - Election Day Reporting	900	64	7.11	33	8	13	1	9	0	
Pct 9436 - VBM Reporting	900	227	25.22	110	17	39	2	53	0	
Pct 9437 - Election Day Reporting	825	75	9.09	35	16	14	0	10	0	
Pct 9437 - VBM Reporting	825	176	21.33	84	36	25	0	35	0	
Pct 9438 - Election Day Reporting	841	69	8.20	37	13	11	0	8	0	
Pct 9438 - VBM Reporting	841	186	22.35	112	27	23	0	20	0	
Pct 9439 - Election Day Reporting	827	62	7.50	28	11	14	0	9	0	
Pct 9439 - VBM Reporting	827	174	21.04	92	23	39	1	20	0	
Pct 9441 - Election Day Reporting	895	67	7.49	32	10	10	1	14	0	
Pct 9441 - VBM Reporting	895	197	22.01	108	24	31	0	38	0	

**THE CITY AND COUNTY OF SAN FRANCISCO Statement of Vote  
PRIMARY ELECTION JUNE 2014**

NON-PARTISAN SUP OF PUBLIC INSTRUCTION										
	Registration	Ballots Cast	Turnout (%)	SUP OF PUBLIC INSTRUCTION	TOM TORLAKSON	MARSHALL TUCK	LYDIA A. GUTIÉRREZ	WRITE-IN	Under Vote	Over Vote
Pct 9442 - Election Day Reporting	896	80	8.93		46	9	13	0	12	0
Pct 9442 - VBM Reporting	896	166	18.53		93	15	26	0	31	0
Pct 9443 - Election Day Reporting	780	58	7.56		25	7	13	1	13	0
Pct 9443 - VBM Reporting	780	159	20.38		83	19	36	1	19	0
Pct 9444 - Election Day Reporting	819	41	5.01		16	7	11	1	6	0
Pct 9444 - VBM Reporting	819	175	21.37		96	32	18	2	28	0
Pct 9445 - Election Day Reporting	853	72	8.44		41	7	8	1	15	0
Pct 9445 - VBM Reporting	853	205	24.03		110	33	35	0	33	0
Pct 9446 - Election Day Reporting	906	81	8.94		35	14	16	2	14	0
Pct 9446 - VBM Reporting	906	210	23.18		117	21	31	1	46	0
Pct 9447 - Election Day Reporting	860	58	6.74		28	11	10	0	9	0
Pct 9447 - VBM Reporting	860	181	21.05		85	32	20	0	44	0
Pct 9448 - Election Day Reporting	834	55	6.59		27	8	10	1	9	0
Pct 9448 - VBM Reporting	834	177	21.22		97	34	27	1	23	0
Pct 9449 - Election Day Reporting	678	51	7.52		23	7	9	1	11	0
Pct 9449 - VBM Reporting	678	159	23.45		87	22	19	3	26	0
Pct 9451 - Election Day Reporting	368	36	9.78		25	3	4	0	4	0
Pct 9451 - VBM Reporting	368	89	24.18		55	9	10	0	18	0
Pct 9452 - Election Day Reporting	715	67	9.37		38	7	14	0	8	0
Pct 9452 - VBM Reporting	715	138	19.30		69	24	24	0	23	0
Pct 9453 - Election Day Reporting	434	33	7.60		21	6	2	0	4	0
Pct 9453 - VBM Reporting	434	109	25.12		55	17	16	0	19	1
Pct 9501 MB - Election Day Repo	125	1	0.80		0	1	0	0	0	0
Pct 9501 MB - VBM Reporting	125	41	32.80		19	6	7	0	8	0
Pct 9502 MB - Election Day Repo	188	0	0.00		0	0	0	0	0	0
Pct 9502 MB - VBM Reporting	188	63	33.51		35	13	7	0	8	0
Pct 9503/9504 - Election Day Rep	625	33	5.28		17	5	3	0	8	0
Pct 9503/9504 - VBM Reporting	625	109	17.44		54	12	27	0	16	1
Pct 9505 - Election Day Reporting	727	50	6.88		31	6	8	0	5	0
Pct 9505 - VBM Reporting	727	144	19.81		78	11	23	1	31	1
Pct 9506 - Election Day Reporting	706	47	6.66		25	11	10	0	1	0
Pct 9506 - VBM Reporting	706	101	14.31		48	18	18	0	17	0
Pct 9507 - Election Day Reporting	670	61	9.10		38	5	12	0	6	0
Pct 9507 - VBM Reporting	670	114	17.01		67	8	24	0	16	0
Pct 9508 - Election Day Reporting	708	48	6.78		21	5	10	2	10	0
Pct 9508 - VBM Reporting	708	83	11.72		46	17	8	0	12	0
Pct 9509 - Election Day Reporting	588	49	8.33		26	5	6	0	12	0
Pct 9509 - VBM Reporting	588	96	16.33		48	13	11	0	24	0
Pct 9511 - Election Day Reporting	572	64	11.19		30	7	13	0	14	0
Pct 9511 - VBM Reporting	572	85	14.86		39	14	14	0	16	1
Pct 9512 - Election Day Reporting	703	47	6.69		28	3	7	1	8	0
Pct 9512 - VBM Reporting	703	117	16.64		69	9	18	2	19	0
Pct 9513 - Election Day Reporting	808	62	7.67		30	11	10	0	11	0
Pct 9513 - VBM Reporting	808	108	13.37		67	10	13	0	18	0
Pct 9514/9522 - Election Day Rep	852	80	9.39		45	13	11	0	11	0
Pct 9514/9522 - VBM Reporting	852	97	11.38		55	13	10	1	16	0
Pct 9515 - Election Day Reporting	651	65	9.98		35	4	14	0	12	0
Pct 9515 - VBM Reporting	651	97	14.90		43	20	12	1	21	0
Pct 9516 - Election Day Reporting	794	90	11.34		54	4	12	0	20	0
Pct 9516 - VBM Reporting	794	141	17.76		63	20	33	0	26	0
Pct 9517 - Election Day Reporting	740	63	8.51		33	8	10	0	12	0
Pct 9517 - VBM Reporting	740	123	16.62		75	11	11	1	27	0
Pct 9518 - Election Day Reporting	684	64	9.36		33	12	11	0	9	0
Pct 9518 - VBM Reporting	684	87	12.72		49	10	15	0	14	0
Pct 9519 - Election Day Reporting	821	91	11.08		53	10	13	1	14	0
Pct 9519 - VBM Reporting	821	126	15.35		59	18	24	1	25	0
Pct 9521 - Election Day Reporting	841	99	11.77		57	9	17	1	16	0

**THE CITY AND COUNTY OF SAN FRANCISCO Statement of Vote  
PRIMARY ELECTION JUNE 2014**

NON-PARTISAN SUP OF PUBLIC INSTRUCTION										
	Registration	Balls Cast	Turnout (%)	SUP OF PUBLIC INSTRUCTION TOM TORLAKSON	MARSHALL TUCK	LYDIA A. GUTIÉRREZ	WRITE IN	Under Vote	Over Vote	
Pct 9521 - VBM Reporting	841	123	14.63	63	14	20	2	25	0	
Pct 9701 - Election Day Reporting	608	65	10.69	35	4	9	0	17	0	
Pct 9701 - VBM Reporting	608	134	22.04	72	14	22	0	25	0	
Pct 9702 - Election Day Reporting	665	65	9.77	27	15	13	1	9	0	
Pct 9702 - VBM Reporting	665	114	17.14	62	19	8	1	25	0	
Pct 9703 - Election Day Reporting	871	72	8.27	33	17	14	0	8	0	
Pct 9703 - VBM Reporting	871	201	23.08	114	30	21	0	34	1	
Pct 9704 - Election Day Reporting	880	76	8.64	35	11	9	1	20	0	
Pct 9704 - VBM Reporting	880	195	22.61	112	25	28	0	35	0	
Pct 9705 - Election Day Reporting	823	58	7.05	33	8	11	0	6	0	
Pct 9705 - VBM Reporting	823	165	20.05	93	25	18	2	26	0	
Pct 9706 MB - Election Day Repo	55	0	0.00	0	0	0	0	0	0	
Pct 9706 MB - VBM Reporting	55	18	32.73	11	1	3	0	2	0	
Pct 9707 - Election Day Reporting	725	54	7.45	29	8	10	0	7	0	
Pct 9707 - VBM Reporting	725	193	26.62	118	17	25	0	34	1	
Pct 9708 - Election Day Reporting	826	66	7.99	33	12	10	1	10	0	
Pct 9708 - VBM Reporting	826	178	21.55	94	17	25	2	40	0	
Pct 9709 - Election Day Reporting	877	81	9.24	42	18	7	0	14	0	
Pct 9709 - VBM Reporting	877	202	23.03	115	23	22	1	40	0	
Pct 9711 - Election Day Reporting	575	78	13.57	30	19	10	0	19	0	
Pct 9711 - VBM Reporting	575	152	26.43	87	19	18	1	28	0	
Pct 9712 - Election Day Reporting	589	73	12.39	33	18	11	0	11	0	
Pct 9712 - VBM Reporting	589	152	25.81	74	28	13	1	35	0	
Pct 9713 - Election Day Reporting	866	57	6.58	28	5	8	0	16	0	
Pct 9713 - VBM Reporting	866	193	22.29	105	25	30	0	35	0	
Pct 9714 - Election Day Reporting	864	88	10.19	48	18	10	0	14	0	
Pct 9714 - VBM Reporting	864	247	28.59	140	37	24	1	45	0	
Pct 9715 - Election Day Reporting	554	88	15.88	45	23	9	0	12	0	
Pct 9715 - VBM Reporting	554	148	26.71	68	31	21	0	27	0	
Pct 9716 - Election Day Reporting	829	71	8.56	36	15	9	0	11	0	
Pct 9716 - VBM Reporting	829	187	22.56	106	17	29	0	35	0	
Pct 9717 - Election Day Reporting	881	80	9.08	44	11	11	0	15	0	
Pct 9717 - VBM Reporting	881	188	21.34	116	25	23	0	25	0	
Pct 9718 - Election Day Reporting	800	106	13.25	52	26	14	0	14	0	
Pct 9718 - VBM Reporting	800	230	28.75	127	39	20	1	43	0	
Pct 9719 - Election Day Reporting	828	108	13.04	58	25	9	0	16	0	
Pct 9719 - VBM Reporting	828	218	26.33	123	36	21	0	40	0	
Pct 9721 - Election Day Reporting	598	81	13.55	42	20	5	0	14	0	
Pct 9721 - VBM Reporting	598	148	24.41	86	27	12	0	21	0	
Pct 9722 - Election Day Reporting	583	62	10.63	32	10	10	0	10	0	
Pct 9722 - VBM Reporting	583	158	27.10	100	22	13	0	24	0	
Pct 9723 - Election Day Reporting	415	25	6.02	12	9	2	0	2	0	
Pct 9723 - VBM Reporting	415	132	31.81	82	14	9	0	27	0	
Pct 9724 - Election Day Reporting	841	75	8.92	43	10	12	0	10	0	
Pct 9724 - VBM Reporting	841	248	29.49	137	39	30	1	43	0	
Pct 9725 - Election Day Reporting	878	45	5.13	19	9	7	0	10	0	
Pct 9725 - VBM Reporting	878	222	25.28	131	35	21	2	35	0	
Pct 9726 - Election Day Reporting	695	48	6.91	22	10	9	0	7	0	
Pct 9726 - VBM Reporting	695	94	13.53	47	15	16	0	20	0	
Pct 9727 - Election Day Reporting	405	39	9.63	18	12	1	0	8	0	
Pct 9727 - VBM Reporting	405	113	27.90	74	15	12	0	13	0	
Pct 9728 - Election Day Reporting	883	97	10.99	48	22	10	1	16	0	
Pct 9728 - VBM Reporting	883	238	26.95	121	60	21	0	36	0	
Pct 9729 - Election Day Reporting	703	79	11.24	37	23	8	0	10	1	
Pct 9729 - VBM Reporting	703	183	26.03	100	50	11	0	25	0	
Pct 9731 - Election Day Reporting	497	83	16.70	54	16	6	0	7	0	
Pct 9731 - VBM Reporting	497	113	22.74	52	18	16	0	27	0	

**THE CITY AND COUNTY OF SAN FRANCISCO Statement of Vote  
PRIMARY ELECTION JUNE 2014**

NON-PARTISAN SUP OF PUBLIC INSTRUCTION										
	Registration	Ballois Cast	Turnout(%)	SUP OF PUBLIC INSTRUCTION	TOM TORLAKSON	MARSHALL TUCK	LYDIA A. GUTIERREZ	WRITE-IN	Under Vote	Over Vote
Pct 9732 MB - Election Day Repo	65	0	0.00	0	0	0	0	0	0	0
Pct 9732 MB - VBM Reporting	65	29	44.62	18	3	5	0	0	3	0
Pct 9733 MB - Election Day Repo	210	1	0.48	0	1	0	0	0	0	0
Pct 9733 MB - VBM Reporting	210	88	41.90	47	8	14	0	19	0	0
Pct 9734 - Election Day Reporting	569	63	10.90	35	11	8	0	8	0	0
Pct 9734 - VBM Reporting	569	186	32.69	95	40	21	0	33	0	0
Pct 9735 - Election Day Reporting	738	93	12.60	53	17	12	1	9	1	1
Pct 9735 - VBM Reporting	738	215	29.13	123	42	21	1	29	0	0
Pct 9736 - Election Day Reporting	666	78	11.71	45	12	9	0	12	0	0
Pct 9736 - VBM Reporting	666	191	28.68	110	28	17	0	35	1	1
Pct 9737 - Election Day Reporting	736	59	7.47	31	15	6	0	3	0	0
Pct 9737 - VBM Reporting	736	229	31.11	140	30	30	0	30	0	0
Pct 9738 - Election Day Reporting	672	49	7.29	26	8	13	1	1	0	0
Pct 9738 - VBM Reporting	672	148	22.02	85	29	19	2	14	0	0
Pct 9739 - Election Day Reporting	791	38	4.80	25	6	5	0	3	0	0
Pct 9739 - VBM Reporting	791	104	13.15	60	9	20	0	15	0	0
Pct 9741 - Election Day Reporting	631	2	0.32	1	0	0	0	1	0	0
Pct 9741 - VBM Reporting	631	1	0.16	1	0	0	0	0	0	0
Pct 9742 - Election Day Reporting	563	66	11.72	38	17	8	0	3	0	0
Pct 9742 - VBM Reporting	563	116	20.60	59	26	12	0	18	0	0
Pct 9743 - Election Day Reporting	839	58	6.91	31	8	12	0	7	0	0
Pct 9743 - VBM Reporting	839	169	20.14	106	16	30	0	19	0	0
Pct 9744 - Election Day Reporting	817	66	8.08	42	5	14	1	4	0	0
Pct 9744 - VBM Reporting	817	121	14.81	73	18	12	0	18	0	0
Pct 9745 - Election Day Reporting	898	58	6.46	29	6	16	1	5	0	0
Pct 9745 - VBM Reporting	898	109	12.14	51	12	32	0	14	0	0
Pct 9746 - Election Day Reporting	867	96	11.07	46	26	8	0	16	0	0
Pct 9746 - VBM Reporting	867	222	25.61	139	41	18	0	24	0	0
Pct 9747 - Election Day Reporting	858	74	8.62	43	11	9	0	11	0	0
Pct 9747 - VBM Reporting	858	176	20.51	117	12	24	1	21	1	1
Pct 9748 - Election Day Reporting	888	86	9.68	46	12	14	1	13	0	0
Pct 9748 - VBM Reporting	888	211	23.76	125	31	26	2	24	2	2
Pct 9749 - Election Day Reporting	770	59	7.66	30	6	15	0	9	0	0
Pct 9749 - VBM Reporting	770	145	18.83	70	15	36	0	25	0	0
Pct 9751 - Election Day Reporting	854	77	9.02	40	12	13	1	11	0	0
Pct 9751 - VBM Reporting	854	236	27.63	135	32	32	0	36	1	1
Pct 9752 - Election Day Reporting	652	63	9.66	31	8	13	0	12	0	0
Pct 9752 - VBM Reporting	652	202	30.98	99	29	36	2	36	0	0
Pct 9753 - Election Day Reporting	691	58	8.10	30	7	14	0	5	0	0
Pct 9753 - VBM Reporting	691	160	23.15	85	16	36	1	21	0	0
Pct 9754 - Election Day Reporting	664	73	10.99	45	7	14	0	7	0	0
Pct 9754 - VBM Reporting	664	167	25.15	111	13	23	1	19	0	0
Pct 9755 - Election Day Reporting	504	52	10.32	24	7	10	0	11	0	0
Pct 9755 - VBM Reporting	504	131	25.99	65	8	28	2	30	1	1
Pct 9756 - Election Day Reporting	786	48	6.11	24	7	9	1	7	0	0
Pct 9756 - VBM Reporting	786	180	22.90	87	24	30	3	36	0	0
Pct 9801 - Election Day Reporting	381	40	10.50	17	6	12	1	3	0	0
Pct 9801 - VBM Reporting	381	80	21.00	52	5	9	0	15	0	0
Pct 9900 MB - Election Day Repo	0	0	0.00	0	0	0	0	0	0	0
Pct 9900 MB - VBM Reporting	0	0	0.00	0	0	0	0	0	0	0
Pct 9901 MB - Election Day Repo	0	0	0.00	0	0	0	0	0	0	0
Pct 9901 MB - VBM Reporting	0	0	0.00	0	0	0	0	0	0	0
Pct 9902 MB - Election Day Repo	0	0	0.00	0	0	0	0	0	0	0
Pct 9902 MB - VBM Reporting	0	0	0.00	0	0	0	0	0	0	0
Election Day Reporting Totals	435757	39406	9.04	20025	5219	7097	169	6908	22	



**THE CITY AND COUNTY OF SAN FRANCISCO Statement of Vote  
PRIMARY ELECTION JUNE 2014**

NON-PARTISAN SUP OF PUBLIC INSTRUCTION										
	Registration	Ballois Cast	Turnout(%)	SUP OF PUBLIC INSTRUCTION	TOM TORLAKSON	MARSHALL TUCK	LYDIA A. GUTIÉRREZ	WRITE-IN	Under Vote	Over Vote
VBM Reporting Totals	435757	89993	20.65	47438	12693	14046	363	15607	127	
District Totals - Absentee										
District Grand Totals										
12TH CONGRESSIONAL DISTRICT	385648	114107	29.59	59073	15724	18684	464	20309	133	
13TH CONGRESSIONAL DISTRICT	0	0	0.00	0	0	0	0	0	0	
14TH CONGRESSIONAL DISTRICT	50109	15292	30.52	8390	2188	2459	68	2206	16	
11TH SENATORIAL DISTRICT	435757	129399	29.70	67463	17912	21143	532	22515	149	
17TH ASSEMBLY DISTRICT	251482	76933	30.59	39716	9989	13487	321	13446	108	
19TH ASSEMBLY DISTRICT	184275	52466	28.47	27747	7923	7656	211	9059	41	
BOARD OF EQ. DISTRICT 2	435757	129399	29.70	67463	17912	21143	532	22515	149	
SUPERVISORIAL DISTRICT 1	37767	10489	27.77	5668	1453	1544	35	1801	12	
SUPERVISORIAL DISTRICT 2	43533	11996	27.56	5725	2398	1414	34	2455	6	
SUPERVISORIAL DISTRICT 3	33270	10359	31.14	5022	1605	1533	34	2195	15	
SUPERVISORIAL DISTRICT 4	37949	10880	28.67	5816	1503	1621	53	1961	3	
SUPERVISORIAL DISTRICT 5	47671	13086	27.45	6916	1673	2161	49	2285	16	
SUPERVISORIAL DISTRICT 6	34002	9061	26.65	4090	1425	1874	42	1627	29	
SUPERVISORIAL DISTRICT 7	42355	14311	33.79	7877	2219	1923	56	2270	12	
SUPERVISORIAL DISTRICT 8	53703	19218	35.79	10635	2200	2689	77	3376	3	
SUPERVISORIAL DISTRICT 9	38405	12015	31.28	6282	1129	2683	55	1882	23	
SUPERVISORIAL DISTRICT 10	35021	8924	25.48	4456	1245	1726	43	1467	19	
SUPERVISORIAL DISTRICT 11	32081	9059	28.24	4776	1062	1975	54	1196	11	
CITY/COUNTY OF SAN FRANCISCO	435757	129399	29.70	67463	17912	21143	532	22515	149	
BAYVIEW/HUNTERS POINT	16695	3854	23.08	1915	548	806	19	567	13	
CHINATOWN	14573	4367	29.97	2112	667	619	17	956	5	
CIVIC CENTER/DOWNTOWN	24423	6808	27.88	3258	1037	1330	30	1145	22	
DIAMOND HEIGHTS	6435	2633	40.92	1504	345	341	15	415	0	
EXCELSIOR (OUTER MISSION)	23621	6928	29.33	3562	804	1619	44	901	6	
HAIGHT ASHBURY	13174	3684	27.96	1958	465	602	5	657	4	
INGLESIDE	10397	2683	25.81	1494	321	467	15	390	5	
INNER SUNSET	8836	2367	27.01	1265	296	359	15	463	0	
LAKE MERCED	7477	1812	24.23	1023	258	279	8	255	0	
LAUREL HEIGHTS/ANZA VISTA	8629	2287	26.50	1179	339	333	7	435	1	
MARINA/PACIFIC HEIGHTS	34933	9391	26.88	4450	1861	1126	24	1945	4	
MISSION	28168	7962	28.27	3943	768	1841	31	1381	17	
NOE VALLEY	15911	5531	34.76	3115	657	732	19	1009	0	
NORTH BERNAL HTS	8108	3099	38.22	1749	274	566	17	499	1	
NORTH EMBARCADERO	6066	2168	35.71	1023	330	289	2	534	2	
PORTOLA	7972	2539	31.85	1373	286	496	22	367	6	
POTRERO HILL	12285	3536	28.78	1792	516	546	14	680	3	
RICHMOND	32988	9245	28.03	5023	1289	1359	33	1548	12	
SEA CLIFF/PRESIDIO HEIGHTS	7363	2366	32.13	1158	474	268	7	474	2	
SOUTH BERNAL HEIGHT	8738	3004	34.38	1645	296	591	7	464	4	
SOUTH OF MARKET	18900	5193	27.48	2307	835	1023	26	1012	13	
SUNSET	37410	10737	28.70	5735	1489	1598	50	1936	3	
UPPER MARKET/EUREKA VALL	17459	6607	37.84	3837	736	825	24	1162	0	
VISITATION VALLEY	7291	1871	25.66	889	280	415	7	281	3	
WEST OF TWIN PEAKS	31559	11503	36.45	6341	1832	1477	40	1832	12	
WESTERN ADDITION	27878	7710	27.66	4067	978	1329	36	1281	13	
Grand Totals	435757	129399	29.70	67463	17912	21143	532	22515	149	

**THE CITY AND COUNTY OF SAN FRANCISCO Statement of Vote  
PRIMARY ELECTION JUNE 2014**

CALIFORNIA														
	Registration	Ballots Cast	Turnout(%)	STATE PROPOSITION 41				STATE PROPOSITION 42						
				Yes	No	Under Vote	Over Vote	Yes	No	Under Vote	Over Vote			
Pct 1101 - Election Day Reporting	484	35	7.23	26	7	2	0	21	10	4	0			
Pct 1101 - VBM Reporting	484	106	21.90	53	44	9	0	61	32	13	0			
Pct 1102 - Election Day Reporting	873	94	10.77	68	17	8	1	60	19	15	0			
Pct 1102 - VBM Reporting	873	192	21.99	112	66	15	0	128	48	17	0			
Pct 1103 - Election Day Reporting	827	76	9.19	57	13	6	0	52	16	8	0			
Pct 1103 - VBM Reporting	827	215	26.00	136	65	15	0	131	64	21	0			
Pct 1104/1105 - Election Day Rep	817	65	7.96	44	17	4	0	42	17	6	0			
Pct 1104/1105 - VBM Reporting	817	155	18.97	101	46	8	0	100	46	9	0			
Pct 1106 - Election Day Reporting	681	43	6.31	33	9	1	0	29	8	6	0			
Pct 1106 - VBM Reporting	681	144	21.15	86	50	8	0	90	39	15	0			
Pct 1107 - Election Day Reporting	661	45	6.81	33	11	1	0	30	14	1	0			
Pct 1107 - VBM Reporting	661	124	18.76	77	37	11	0	70	39	16	0			
Pct 1108 - Election Day Reporting	827	57	6.89	45	7	5	0	36	12	9	0			
Pct 1108 - VBM Reporting	827	195	23.58	132	58	9	0	129	57	13	0			
Pct 1109 - Election Day Reporting	707	49	6.93	34	12	3	0	35	11	3	0			
Pct 1109 - VBM Reporting	707	164	23.20	76	73	12	0	79	55	27	0			
Pct 1111 - Election Day Reporting	859	68	7.88	43	21	2	0	50	14	2	0			
Pct 1111 - VBM Reporting	859	194	22.58	110	81	5	0	135	54	7	0			
Pct 1112 - Election Day Reporting	638	32	5.02	23	4	5	0	18	9	5	0			
Pct 1112 - VBM Reporting	638	124	19.44	73	40	11	0	71	43	10	0			
Pct 1113 - Election Day Reporting	622	28	4.50	21	4	3	0	18	6	4	0			
Pct 1113 - VBM Reporting	622	155	24.92	84	59	13	0	89	48	19	0			
Pct 1114 - Election Day Reporting	788	62	7.87	43	13	6	0	41	11	10	0			
Pct 1114 - VBM Reporting	788	161	20.43	99	50	12	0	108	37	16	0			
Pct 1115 - Election Day Reporting	760	33	4.34	21	11	0	0	15	17	0	0			
Pct 1115 - VBM Reporting	760	132	17.37	87	39	6	0	90	32	10	0			
Pct 1116 - Election Day Reporting	781	38	4.87	29	5	5	0	23	9	7	0			
Pct 1116 - VBM Reporting	781	167	21.38	101	49	16	0	99	48	19	0			
Pct 1117 - Election Day Reporting	711	51	7.17	33	14	5	0	37	8	7	0			
Pct 1117 - VBM Reporting	711	139	19.55	75	53	12	0	86	39	15	0			
Pct 1118 - Election Day Reporting	855	55	6.43	44	9	2	0	37	15	3	0			
Pct 1118 - VBM Reporting	855	178	20.82	108	59	11	0	105	54	19	0			
Pct 1119 - Election Day Reporting	676	34	5.03	27	6	1	1	21	8	6	0			
Pct 1119 - VBM Reporting	676	133	19.67	92	31	8	1	90	35	6	1			
Pct 1121 - Election Day Reporting	597	53	8.88	34	15	4	0	31	18	4	0			
Pct 1121 - VBM Reporting	597	136	22.78	74	56	8	0	75	50	13	0			
Pct 1122 - Election Day Reporting	541	33	6.10	20	11	2	0	22	9	2	0			
Pct 1122 - VBM Reporting	541	112	20.70	46	60	6	0	55	43	14	0			
Pct 1123 - Election Day Reporting	798	32	4.01	23	9	0	0	26	5	1	0			
Pct 1123 - VBM Reporting	798	108	13.53	59	38	12	0	76	20	13	0			
Pct 1124 - Election Day Reporting	673	40	5.94	31	7	2	0	26	11	3	0			
Pct 1124 - VBM Reporting	673	102	15.16	65	33	5	0	58	37	7	1			
Pct 1125 - Election Day Reporting	846	16	1.89	8	5	3	0	10	3	3	0			
Pct 1125 - VBM Reporting	846	174	20.57	103	60	11	0	88	75	11	0			
Pct 1126 - Election Day Reporting	789	29	3.68	16	11	2	0	20	7	2	0			
Pct 1126 - VBM Reporting	789	160	20.28	88	62	8	0	98	51	9	0			
Pct 1127 - Election Day Reporting	791	69	8.72	45	17	7	0	36	25	8	0			
Pct 1127 - VBM Reporting	791	164	20.73	92	63	9	0	86	64	14	0			
Pct 1128 - Election Day Reporting	719	40	5.56	28	13	1	0	27	14	1	0			
Pct 1128 - VBM Reporting	719	168	23.37	89	57	22	0	85	52	31	0			
Pct 1129 - Election Day Reporting	791	50	6.32	30	16	4	0	31	15	4	0			
Pct 1129 - VBM Reporting	791	165	20.86	93	59	11	1	103	48	13	0			
Pct 1131 - Election Day Reporting	702	32	4.56	24	4	4	0	22	5	5	0			
Pct 1131 - VBM Reporting	702	161	22.93	88	65	7	0	80	63	17	0			
Pct 1132 - Election Day Reporting	829	61	7.36	41	12	8	0	39	13	9	0			
Pct 1132 - VBM Reporting	829	191	23.04	102	77	10	0	123	52	14	0			
Pct 1133 - Election Day Reporting	769	37	4.81	25	9	3	0	25	8	4	0			

**THE CITY AND COUNTY OF SAN FRANCISCO Statement of Vote  
PRIMARY ELECTION JUNE 2014**

CALIFORNIA															
	Registration	Ballots Cast	Turnout (%)	STATE PROPOSITION 41				STATE PROPOSITION 42							
				Yes	No	Under Vote	Over Vote	Yes	No	Under Vote	Over Vote				
Pct 1133 - VBM Reporting	769	191	24.84	126	51	14	0	124	51	16	0				
Pct 1134 - Election Day Reporting	688	48	6.98	36	7	4	0	33	7	7	0				
Pct 1134 - VBM Reporting	688	146	21.22	69	65	11	0	77	53	15	0				
Pct 1135 - Election Day Reporting	456	27	5.92	20	5	2	0	20	4	3	0				
Pct 1135 - VBM Reporting	456	121	26.54	74	44	4	0	61	51	10	0				
Pct 1136 - Election Day Reporting	707	30	4.24	21	8	1	0	23	5	2	0				
Pct 1136 - VBM Reporting	707	179	25.32	98	71	12	0	99	60	22	0				
Pct 1141 - Election Day Reporting	859	48	5.59	39	6	3	0	33	7	8	0				
Pct 1141 - VBM Reporting	859	204	23.75	127	68	12	0	130	58	19	0				
Pct 1142 - Election Day Reporting	793	48	6.05	35	7	6	0	32	7	9	0				
Pct 1142 - VBM Reporting	793	187	23.58	120	53	14	0	126	46	15	0				
Pct 1143 - Election Day Reporting	843	76	9.02	66	4	6	0	51	14	11	0				
Pct 1143 - VBM Reporting	843	186	22.06	115	60	12	0	118	47	22	0				
Pct 1144 - Election Day Reporting	751	58	7.72	40	13	5	0	36	16	6	0				
Pct 1144 - VBM Reporting	751	143	19.04	84	51	8	0	76	51	16	0				
Pct 1145 - Election Day Reporting	805	58	7.20	50	7	1	0	36	16	6	0				
Pct 1145 - VBM Reporting	805	205	25.47	140	50	16	0	127	54	25	0				
Pct 1146 - Election Day Reporting	826	56	6.78	45	6	5	0	37	12	7	0				
Pct 1146 - VBM Reporting	826	196	23.73	137	45	14	0	110	64	22	0				
Pct 1147 - Election Day Reporting	779	72	9.24	50	14	8	0	45	17	10	0				
Pct 1147 - VBM Reporting	779	178	22.98	103	59	17	0	107	51	21	0				
Pct 1148 - Election Day Reporting	798	60	7.52	37	19	4	0	43	10	7	0				
Pct 1148 - VBM Reporting	798	168	21.05	80	73	15	0	89	62	17	0				
Pct 1149 - Election Day Reporting	812	69	8.50	47	17	5	0	50	14	5	0				
Pct 1149 - VBM Reporting	812	164	20.20	92	57	15	0	86	58	20	0				
Pct 1151 MB - Election Day Repo	0	0	0.00	0	0	0	0	0	0	0	0				
Pct 1151 MB - VBM Reporting	0	0	0.00	0	0	0	0	0	0	0	0				
Pct 1152 - Election Day Reporting	764	66	8.64	45	14	7	0	41	17	8	0				
Pct 1152 - VBM Reporting	764	181	23.69	104	63	15	0	117	46	19	0				
Pct 1153 - Election Day Reporting	788	65	8.25	32	28	5	0	40	17	8	0				
Pct 1153 - VBM Reporting	788	154	19.54	96	49	9	0	97	42	15	0				
Pct 1154 MB - Election Day Repo	0	0	0.00	0	0	0	0	0	0	0	0				
Pct 1154 MB - VBM Reporting	0	0	0.00	0	0	0	0	0	0	0	0				
Pct 7001 - Election Day Reporting	641	42	6.55	33	6	3	0	31	6	5	0				
Pct 7001 - VBM Reporting	641	105	16.38	79	11	15	0	54	29	22	0				
Pct 7002 - Election Day Reporting	820	52	6.34	41	6	5	0	33	13	6	0				
Pct 7002 - VBM Reporting	820	167	20.37	84	70	13	0	104	45	17	1				
Pct 7003 - Election Day Reporting	792	105	13.26	81	19	5	0	80	13	12	0				
Pct 7003 - VBM Reporting	792	162	20.45	122	27	15	0	107	35	22	0				
Pct 7004 - Election Day Reporting	784	81	10.33	62	16	3	0	59	18	4	0				
Pct 7004 - VBM Reporting	784	150	19.13	104	26	20	0	102	25	23	0				
Pct 7005 - Election Day Reporting	776	99	12.76	78	16	5	0	82	12	5	0				
Pct 7005 - VBM Reporting	776	149	19.20	111	29	10	0	103	31	16	0				
Pct 7006 - Election Day Reporting	825	91	11.03	73	11	7	0	66	16	9	0				
Pct 7006 - VBM Reporting	825	152	18.42	108	31	14	0	110	26	17	0				
Pct 7007 - Election Day Reporting	897	96	10.70	68	23	5	0	62	28	6	0				
Pct 7007 - VBM Reporting	897	189	21.07	143	33	14	0	127	37	26	0				
Pct 7008 - Election Day Reporting	787	122	15.50	93	17	11	1	92	15	15	0				
Pct 7008 - VBM Reporting	787	206	26.18	147	41	18	0	140	43	23	0				
Pct 7009 - Election Day Reporting	805	53	6.58	41	11	1	0	34	18	1	0				
Pct 7009 - VBM Reporting	805	185	22.98	125	53	7	0	117	56	12	0				
Pct 7011 - Election Day Reporting	876	50	5.71	43	6	1	0	45	3	2	0				
Pct 7011 - VBM Reporting	876	117	13.36	80	30	10	0	84	19	17	0				
Pct 7012 - Election Day Reporting	908	102	11.23	79	14	9	0	74	17	11	0				
Pct 7012 - VBM Reporting	908	169	18.61	132	31	8	0	121	37	13	0				
Pct 7013 - Election Day Reporting	554	44	7.94	38	5	1	0	26	14	4	0				
Pct 7013 - VBM Reporting	554	100	18.05	77	21	2	2	75	22	5	0				

**THE CITY AND COUNTY OF SAN FRANCISCO Statement of Vote  
PRIMARY ELECTION JUNE 2014**

CALIFORNIA															
	Registration	Ballots Cast	Turnout (%)	STATE PROPOSITION 41				STATE PROPOSITION 42							
				Yes	No	Under Vote	Over Vote	Yes	No	Under Vote	Over Vote				
Pct 7014 - Election Day Reporting	940	78	8.30	59	15	4	0	41	26	11	0				
Pct 7014 - VBM Reporting	940	168	17.87	116	41	13	0	109	47	14	0				
Pct 7015 MB - Election Day Repo	66	0	0.00	0	0	0	0	0	0	0	0				
Pct 7015 MB - VBM Reporting	66	13	19.70	9	4	0	0	9	3	1	0				
Pct 7016 - Election Day Reporting	787	40	5.08	33	7	0	0	29	9	2	0				
Pct 7016 - VBM Reporting	787	141	17.92	85	45	11	0	88	39	14	0				
Pct 7017 - Election Day Reporting	676	17	2.51	16	1	0	0	15	1	1	0				
Pct 7017 - VBM Reporting	676	94	13.91	64	23	7	0	65	19	10	0				
Pct 7018 - Election Day Reporting	840	42	5.00	32	8	2	0	27	13	2	0				
Pct 7018 - VBM Reporting	840	242	28.81	148	76	19	0	133	81	29	0				
Pct 7019 - Election Day Reporting	861	45	5.23	35	8	2	0	33	9	3	0				
Pct 7019 - VBM Reporting	861	222	25.78	140	63	19	0	132	57	33	0				
Pct 7021 - Election Day Reporting	841	58	6.90	42	10	6	0	36	13	9	0				
Pct 7021 - VBM Reporting	841	143	17.00	111	24	8	0	75	48	20	0				
Pct 7022 - Election Day Reporting	888	45	5.07	38	5	2	0	33	9	3	0				
Pct 7022 - VBM Reporting	888	152	17.12	111	31	11	1	97	43	14	0				
Pct 7023 - Election Day Reporting	823	40	4.86	32	5	3	0	25	9	5	1				
Pct 7023 - VBM Reporting	823	168	20.41	132	23	12	1	106	42	20	0				
Pct 7024 - Election Day Reporting	263	3	1.14	2	0	1	0	1	1	1	0				
Pct 7024 - VBM Reporting	263	13	4.94	9	2	2	0	10	3	0	0				
Pct 7025 - Election Day Reporting	417	16	4.32	15	2	1	0	13	4	1	0				
Pct 7025 - VBM Reporting	417	32	7.67	27	4	1	0	24	5	3	0				
Pct 7026 - Election Day Reporting	837	46	5.50	27	18	1	0	31	11	4	0				
Pct 7026 - VBM Reporting	837	235	28.08	124	89	21	0	149	63	22	0				
Pct 7027 - Election Day Reporting	775	53	6.84	48	3	2	0	35	13	5	0				
Pct 7027 - VBM Reporting	775	147	18.97	89	50	8	0	92	39	16	0				
Pct 7028 - Election Day Reporting	762	32	4.20	25	5	2	0	27	4	1	0				
Pct 7028 - VBM Reporting	762	91	11.94	72	17	4	0	65	20	8	0				
Pct 7029 - Election Day Reporting	802	27	3.37	22	2	3	0	18	5	4	0				
Pct 7029 - VBM Reporting	802	105	13.09	79	21	8	0	72	28	8	0				
Pct 7030 - Election Day Reporting	669	36	5.38	18	17	1	0	16	19	1	0				
Pct 7030 - VBM Reporting	669	180	26.91	91	80	9	0	89	74	17	0				
Pct 7031 - Election Day Reporting	358	12	3.35	8	1	3	0	8	0	4	0				
Pct 7031 - VBM Reporting	358	121	33.80	73	38	11	0	60	44	18	0				
Pct 7032 - Election Day Reporting	799	49	6.13	40	2	6	0	34	8	6	0				
Pct 7032 - VBM Reporting	799	151	18.90	109	32	10	0	99	33	19	0				
Pct 7033 - Election Day Reporting	706	47	6.66	39	4	6	0	26	13	9	0				
Pct 7033 - VBM Reporting	706	101	14.31	82	17	2	0	75	21	5	0				
Pct 7034 - Election Day Reporting	767	13	1.69	10	3	0	0	9	4	0	0				
Pct 7034 - VBM Reporting	767	59	7.69	47	10	3	0	42	13	5	0				
Pct 7035 - Election Day Reporting	311	23	7.40	22	1	0	0	18	5	0	0				
Pct 7035 - VBM Reporting	311	41	13.18	30	8	4	0	24	12	6	0				
Pct 7036 - Election Day Reporting	813	25	3.08	23	3	1	0	19	7	1	0				
Pct 7036 - VBM Reporting	813	171	21.03	109	54	8	0	123	37	11	0				
Pct 7037 - Election Day Reporting	687	15	2.18	12	3	0	0	9	4	2	0				
Pct 7037 - VBM Reporting	687	41	5.97	21	13	6	0	21	13	6	0				
Pct 7038 - Election Day Reporting	807	14	1.73	9	1	4	0	7	1	6	0				
Pct 7038 - VBM Reporting	807	171	21.19	105	56	10	0	109	44	18	0				
Pct 7039 - Election Day Reporting	705	58	8.23	32	24	2	0	33	22	3	0				
Pct 7039 - VBM Reporting	705	141	20.00	77	54	11	0	82	44	16	0				
Pct 7041 MB - Election Day Repo	53	0	0.00	0	0	0	0	0	0	0	0				
Pct 7041 MB - VBM Reporting	53	14	26.42	7	6	1	0	8	5	1	0				
Pct 7042 - Election Day Reporting	586	24	4.10	19	5	0	0	16	6	2	0				
Pct 7042 - VBM Reporting	586	130	22.18	78	36	16	0	83	32	15	0				
Pct 7043 - Election Day Reporting	765	23	3.01	16	4	3	0	14	6	3	0				
Pct 7043 - VBM Reporting	765	152	19.87	100	43	10	0	96	42	15	0				
Pct 7044 - Election Day Reporting	754	27	3.58	17	4	6	0	14	6	7	0				

**THE CITY AND COUNTY OF SAN FRANCISCO Statement of Vote  
PRIMARY ELECTION JUNE 2014**

CALIFORNIA														
	Registration	Ballots Cast	Turnout (%)	STATE PROPOSITION #1				STATE PROPOSITION #2						
				Yes	No	Under Vote	Over Vote	Yes	No	Under Vote	Over Vote			
Pct 7044 - VBM Reporting	754	61	8.09	38	19	4	0	30	22	9	0			
Pct 7045 - Election Day Reporting	692	42	6.07	20	12	10	0	21	9	12	0			
Pct 7045 - VBM Reporting	692	181	26.16	102	65	14	0	97	62	22	0			
Pct 7046 - Election Day Reporting	389	25	6.43	18	4	3	0	14	6	5	0			
Pct 7046 - VBM Reporting	389	95	24.42	58	30	6	1	47	40	8	0			
Pct 7047 - Election Day Reporting	744	45	6.05	31	11	3	0	30	12	3	0			
Pct 7047 - VBM Reporting	744	199	26.75	104	79	16	0	99	75	25	0			
Pct 7048 - Election Day Reporting	725	40	5.52	20	15	5	0	27	8	5	0			
Pct 7048 - VBM Reporting	725	129	17.79	77	43	10	0	73	42	15	0			
Pct 7049 - Election Day Reporting	724	37	5.11	20	13	4	0	21	8	8	0			
Pct 7049 - VBM Reporting	724	156	21.55	69	70	17	0	85	52	19	0			
Pct 7051 - Election Day Reporting	771	29	3.76	20	4	5	0	15	7	7	0			
Pct 7051 - VBM Reporting	771	198	25.81	87	95	17	0	116	64	19	0			
Pct 7052 - Election Day Reporting	749	47	6.28	29	13	5	0	24	18	5	0			
Pct 7052 - VBM Reporting	749	156	20.83	86	60	12	0	94	44	20	0			
Pct 7053 - Election Day Reporting	400	13	3.25	8	4	1	0	9	2	2	0			
Pct 7053 - VBM Reporting	400	117	29.25	72	37	9	0	69	34	15	0			
Pct 7054 - Election Day Reporting	770	39	5.06	29	4	6	0	26	6	7	0			
Pct 7054 - VBM Reporting	770	119	15.45	90	21	8	0	77	28	14	0			
Pct 7101 MB - Election Day Repo	118	2	1.69	1	0	1	0	0	0	2	0			
Pct 7101 MB - VBM Reporting	118	28	23.73	18	8	2	0	15	8	5	0			
Pct 7201 - Election Day Reporting	823	69	8.38	41	24	4	0	47	14	8	0			
Pct 7201 - VBM Reporting	823	169	20.53	113	45	13	0	113	40	18	0			
Pct 7202 - Election Day Reporting	773	76	9.83	57	12	7	0	54	11	11	0			
Pct 7202 - VBM Reporting	773	178	23.03	102	65	9	0	101	54	21	0			
Pct 7203 - Election Day Reporting	779	65	8.34	48	13	4	0	50	10	5	0			
Pct 7203 - VBM Reporting	779	122	15.66	77	37	8	0	83	24	15	0			
Pct 7204 - Election Day Reporting	806	64	7.94	43	14	7	0	45	12	7	0			
Pct 7204 - VBM Reporting	806	206	25.56	133	59	16	0	138	49	21	0			
Pct 7205 - Election Day Reporting	814	81	9.95	51	24	6	0	48	24	9	0			
Pct 7205 - VBM Reporting	814	228	28.01	163	56	9	0	138	67	23	0			
Pct 7206 - Election Day Reporting	338	33	9.76	24	7	2	0	24	5	4	0			
Pct 7206 - VBM Reporting	338	51	15.09	37	11	3	0	30	14	7	0			
Pct 7207 - Election Day Reporting	546	32	5.86	25	5	2	0	20	6	6	0			
Pct 7207 - VBM Reporting	546	102	18.68	68	26	8	0	64	27	11	0			
Pct 7208 - Election Day Reporting	525	33	6.29	29	6	2	0	23	8	2	0			
Pct 7208 - VBM Reporting	525	133	25.33	87	32	16	0	92	28	14	1			
Pct 7209 - Election Day Reporting	476	36	7.56	30	6	0	0	27	9	0	0			
Pct 7209 - VBM Reporting	476	186	39.08	141	29	16	0	112	51	22	1			
Pct 7301 - Election Day Reporting	838	63	7.52	48	11	4	0	45	10	8	0			
Pct 7301 - VBM Reporting	838	178	21.24	103	52	24	0	106	44	29	0			
Pct 7302 - Election Day Reporting	722	77	10.66	49	17	10	0	43	19	14	0			
Pct 7302 - VBM Reporting	722	263	36.43	160	82	22	0	162	70	32	0			
Pct 7303 - Election Day Reporting	839	86	10.25	66	18	2	0	59	18	9	0			
Pct 7303 - VBM Reporting	839	169	20.14	97	56	14	0	93	50	24	0			
Pct 7304 - Election Day Reporting	856	91	10.63	67	18	6	0	59	22	10	0			
Pct 7304 - VBM Reporting	856	187	21.85	131	49	12	0	130	36	26	0			
Pct 7305 - Election Day Reporting	782	98	12.53	60	27	11	0	62	20	16	0			
Pct 7305 - VBM Reporting	782	199	25.45	125	56	20	0	118	52	31	0			
Pct 7306 - Election Day Reporting	880	75	8.52	52	13	10	0	40	21	14	0			
Pct 7306 - VBM Reporting	880	178	20.23	110	55	14	0	109	52	18	0			
Pct 7307 - Election Day Reporting	673	65	9.66	55	6	4	0	39	16	10	0			
Pct 7307 - VBM Reporting	673	151	22.44	82	56	17	0	98	35	22	0			
Pct 7308 - Election Day Reporting	533	56	11.07	32	20	7	0	35	15	9	0			
Pct 7308 - VBM Reporting	533	158	29.64	107	41	11	0	108	31	20	0			
Pct 7309 - Election Day Reporting	738	70	9.49	48	17	5	0	43	20	7	0			
Pct 7309 - VBM Reporting	738	99	13.41	64	30	5	0	56	35	8	0			

**THE CITY AND COUNTY OF SAN FRANCISCO Statement of Vote  
PRIMARY ELECTION JUNE 2014**

CALIFORNIA															
	Registration	Ballots Cast	Turnout (%)	STATE PROPOSITION 41				STATE PROPOSITION 42							
				Yes	No	Under Vote	Over Vote	Yes	No	Under Vote	Over Vote				
Pct 7311 - Election Day Reporting	795	66	8.30	49	12	5	0	46	12	8	0				
Pct 7311 - VBM Reporting	795	151	18.99	99	39	13	0	84	43	24	0				
Pct 7312 - Election Day Reporting	809	74	9.15	58	14	2	0	52	15	7	0				
Pct 7312 - VBM Reporting	809	242	29.91	149	70	22	0	137	79	25	0				
Pct 7313 - Election Day Reporting	768	72	9.38	44	23	5	0	39	21	12	0				
Pct 7313 - VBM Reporting	768	187	24.35	121	50	17	0	124	39	25	0				
Pct 7314 - Election Day Reporting	614	43	7.00	20	14	9	0	22	12	9	0				
Pct 7314 - VBM Reporting	614	142	23.13	94	30	21	0	85	33	27	0				
Pct 7315 - Election Day Reporting	629	55	8.74	32	17	6	0	38	6	11	0				
Pct 7315 - VBM Reporting	629	110	17.49	72	28	10	1	69	29	13	0				
Pct 7316 - Election Day Reporting	721	54	7.49	44	6	4	0	38	9	7	0				
Pct 7316 - VBM Reporting	721	160	22.19	101	53	10	0	96	49	19	0				
Pct 7317 - Election Day Reporting	823	80	9.72	61	14	5	0	52	20	8	0				
Pct 7317 - VBM Reporting	823	242	29.40	158	65	22	0	150	63	32	0				
Pct 7318 - Election Day Reporting	653	61	9.34	40	16	5	0	31	18	12	0				
Pct 7318 - VBM Reporting	653	162	24.81	80	58	24	0	99	33	30	0				
Pct 7319 - Election Day Reporting	856	50	5.84	34	11	5	0	39	7	4	0				
Pct 7319 - VBM Reporting	856	157	18.34	103	39	15	0	87	50	20	0				
Pct 7321 - Election Day Reporting	580	46	7.93	32	13	1	0	30	11	5	0				
Pct 7321 - VBM Reporting	580	131	22.59	66	49	15	0	68	39	22	1				
Pct 7322 - Election Day Reporting	743	34	4.58	19	9	8	0	21	8	7	0				
Pct 7322 - VBM Reporting	743	224	30.15	123	68	36	0	102	77	48	0				
Pct 7323 - Election Day Reporting	664	71	10.69	51	14	6	0	48	13	10	0				
Pct 7323 - VBM Reporting	664	121	18.22	78	28	16	0	75	24	23	0				
Pct 7324 - Election Day Reporting	656	46	7.01	33	7	6	0	31	8	7	0				
Pct 7324 - VBM Reporting	656	120	18.29	76	27	17	0	66	29	25	0				
Pct 7325 - Election Day Reporting	774	69	8.91	48	18	3	0	49	14	6	0				
Pct 7325 - VBM Reporting	774	134	17.31	74	38	22	0	75	28	31	0				
Pct 7326 - Election Day Reporting	736	63	8.56	43	13	7	0	36	16	9	0				
Pct 7326 - VBM Reporting	736	157	21.33	90	42	24	0	92	34	30	0				
Pct 7327 - Election Day Reporting	546	33	6.04	14	8	11	0	17	6	10	0				
Pct 7327 - VBM Reporting	546	156	28.57	68	53	36	0	74	42	41	0				
Pct 7328 - Election Day Reporting	730	36	4.93	19	5	12	0	17	5	14	0				
Pct 7328 - VBM Reporting	730	230	31.51	145	52	34	1	111	70	50	1				
Pct 7329 - Election Day Reporting	418	31	7.42	20	9	2	0	20	8	3	0				
Pct 7329 - VBM Reporting	418	125	29.90	71	35	21	0	69	35	23	0				
Pct 7331 - Election Day Reporting	798	115	14.41	74	27	14	0	73	21	21	0				
Pct 7331 - VBM Reporting	798	296	37.09	208	58	31	0	198	54	45	0				
Pct 7332 - Election Day Reporting	710	64	9.01	48	9	7	0	42	15	7	0				
Pct 7332 - VBM Reporting	710	117	16.48	72	32	12	0	73	28	15	0				
Pct 7333 - Election Day Reporting	845	75	8.88	56	12	7	0	49	19	7	0				
Pct 7333 - VBM Reporting	845	165	19.53	107	41	19	0	100	46	21	0				
Pct 7334 - Election Day Reporting	797	68	8.53	54	11	3	0	52	7	9	0				
Pct 7334 - VBM Reporting	797	150	18.82	94	46	11	0	95	40	16	0				
Pct 7335 - Election Day Reporting	821	65	8.40	53	8	8	0	48	13	8	0				
Pct 7335 - VBM Reporting	821	186	22.66	109	57	21	0	99	63	25	0				
Pct 7336 - Election Day Reporting	818	68	8.31	56	8	4	0	44	14	10	0				
Pct 7336 - VBM Reporting	818	201	24.57	131	62	9	0	128	54	19	1				
Pct 7337 - Election Day Reporting	745	55	7.32	43	14	2	0	38	19	2	0				
Pct 7337 - VBM Reporting	745	200	26.85	122	61	19	0	119	56	27	0				
Pct 7338 - Election Day Reporting	797	40	5.02	19	9	12	0	15	14	11	0				
Pct 7338 - VBM Reporting	797	255	31.99	151	77	29	0	145	65	47	0				
Pct 7339 - Election Day Reporting	531	52	9.79	36	14	2	0	40	10	2	0				
Pct 7339 - VBM Reporting	531	118	22.22	82	21	15	0	65	31	22	0				
Pct 7341 - Election Day Reporting	721	64	8.88	47	14	3	0	49	11	4	0				
Pct 7341 - VBM Reporting	721	136	19.14	100	33	6	0	99	28	12	0				
Pct 7342 - Election Day Reporting	819	113	13.80	87	20	6	0	81	19	13	0				

**THE CITY AND COUNTY OF SAN FRANCISCO Statement of Vote  
PRIMARY ELECTION JUNE 2014**

CALIFORNIA															
	Registration	Ballots Cast	Turnout (%)	STATE PROPOSITION 41				STATE PROPOSITION 42							
				Yes	No	Under Vote	Over Vote	Yes	No	Under Vote	Over Vote				
Pct 7342 - VBM Reporting	819	135	16.48	86	36	15	0	83	34	20	0				
Pct 7343 - Election Day Reporting	588	68	11.56	59	6	3	0	50	13	5	0				
Pct 7343 - VBM Reporting	588	83	14.12	66	11	5	0	54	20	7	1				
Pct 7344 - Election Day Reporting	941	89	9.46	70	17	2	0	64	19	6	0				
Pct 7344 - VBM Reporting	941	179	19.02	114	50	15	0	107	49	23	0				
Pct 7345 - Election Day Reporting	847	61	7.20	51	8	2	0	47	11	3	0				
Pct 7345 - VBM Reporting	847	127	14.99	93	28	6	0	77	43	7	0				
Pct 7346 - Election Day Reporting	759	77	10.14	64	9	4	0	60	13	4	0				
Pct 7346 - VBM Reporting	759	103	13.57	79	19	6	0	78	18	8	0				
Pct 7347 - Election Day Reporting	830	60	7.23	51	5	4	0	46	7	7	0				
Pct 7347 - VBM Reporting	830	129	15.54	98	21	10	0	82	37	10	0				
Pct 7348 - Election Day Reporting	754	68	9.02	47	17	4	0	47	17	4	0				
Pct 7348 - VBM Reporting	754	134	17.77	85	32	16	1	83	29	22	0				
Pct 7349 - Election Day Reporting	773	76	9.83	60	12	4	0	51	13	12	0				
Pct 7349 - VBM Reporting	773	156	20.18	103	45	9	0	108	39	10	0				
Pct 7501 - Election Day Reporting	486	58	11.93	43	13	2	0	43	9	6	0				
Pct 7501 - VBM Reporting	486	75	15.43	44	24	8	0	41	23	12	0				
Pct 7502 - Election Day Reporting	661	46	6.96	31	12	3	0	21	16	9	0				
Pct 7502 - VBM Reporting	661	127	19.21	81	38	9	0	77	36	15	0				
Pct 7503 - Election Day Reporting	687	53	7.71	41	5	7	0	32	11	10	0				
Pct 7503 - VBM Reporting	687	135	19.65	94	30	10	0	86	33	15	0				
Pct 7504 - Election Day Reporting	425	32	7.53	21	10	1	0	20	9	3	0				
Pct 7504 - VBM Reporting	425	101	23.76	69	26	4	0	66	23	10	0				
Pct 7505 - Election Day Reporting	798	91	11.40	72	12	8	0	68	14	12	0				
Pct 7505 - VBM Reporting	798	314	39.35	240	41	33	0	210	56	48	0				
Pct 7506 - Election Day Reporting	736	42	5.71	34	6	2	0	38	2	2	0				
Pct 7506 - VBM Reporting	736	127	17.26	93	22	11	0	91	23	12	0				
Pct 7507 - Election Day Reporting	866	64	7.39	51	6	7	0	45	11	8	0				
Pct 7507 - VBM Reporting	866	173	19.98	128	27	17	1	113	34	26	0				
Pct 7508 - Election Day Reporting	656	76	11.59	50	21	5	0	57	14	5	0				
Pct 7508 - VBM Reporting	656	220	33.54	146	50	25	0	134	55	32	0				
Pct 7509/7511 - Election Day Rep	853	86	10.08	63	19	4	0	65	17	4	0				
Pct 7509/7511 - VBM Reporting	853	207	24.27	150	42	15	0	129	59	19	0				
Pct 7512 - Election Day Reporting	570	44	7.72	36	7	1	0	32	8	4	0				
Pct 7512 - VBM Reporting	570	119	20.88	91	21	7	0	78	25	16	0				
Pct 7513 - Election Day Reporting	699	72	10.30	59	5	8	0	50	12	10	0				
Pct 7513 - VBM Reporting	699	100	14.31	84	7	9	0	66	21	13	0				
Pct 7514 - Election Day Reporting	811	28	3.45	23	0	5	0	17	3	8	0				
Pct 7514 - VBM Reporting	811	165	20.35	132	15	18	0	102	35	28	0				
Pct 7515 - Election Day Reporting	774	69	8.79	55	8	4	0	51	10	6	0				
Pct 7515 - VBM Reporting	774	174	22.48	126	33	14	0	110	44	19	0				
Pct 7516 - Election Day Reporting	744	86	11.56	65	16	5	0	65	12	9	0				
Pct 7516 - VBM Reporting	744	221	29.70	143	52	27	0	146	46	30	0				
Pct 7517 - Election Day Reporting	822	86	10.46	71	9	5	1	68	14	4	0				
Pct 7517 - VBM Reporting	822	123	14.96	86	24	15	0	77	33	15	0				
Pct 7518 - Election Day Reporting	795	102	12.83	78	19	5	0	75	22	5	0				
Pct 7518 - VBM Reporting	795	131	16.48	89	31	11	0	87	33	11	0				
Pct 7519 - Election Day Reporting	693	60	8.66	50	7	3	0	44	9	6	1				
Pct 7519 - VBM Reporting	693	91	13.13	73	11	9	0	71	9	13	0				
Pct 7521 - Election Day Reporting	728	66	9.34	55	10	3	0	51	12	5	0				
Pct 7521 - VBM Reporting	728	112	15.38	91	14	9	0	82	19	13	0				
Pct 7522 - Election Day Reporting	771	65	8.95	63	4	2	0	54	11	4	0				
Pct 7522 - VBM Reporting	771	103	13.36	74	23	5	0	76	16	10	0				
Pct 7523 - Election Day Reporting	696	93	13.36	82	7	4	0	71	15	7	0				
Pct 7523 - VBM Reporting	696	95	13.65	73	14	8	0	65	20	10	0				
Pct 7524 - Election Day Reporting	580	57	9.83	51	3	2	0	40	11	5	0				
Pct 7524 - VBM Reporting	580	80	13.79	59	12	9	0	57	14	9	0				

**THE CITY AND COUNTY OF SAN FRANCISCO Statement of Vote  
PRIMARY ELECTION JUNE 2014**

CALIFORNIA															
	Registration	Ballois Cast	Turnout (%)	STATE PROPOSITION 41				STATE PROPOSITION 42							
				Yes	No	Under Vote	Over Vote	Yes	No	Under Vote	Over Vote				
Pct 7525 - Election Day Reporting	780	59	7.56	52	4	3	0	45	9	5	0				
Pct 7525 - VBM Reporting	780	120	15.38	101	8	11	0	88	20	12	0				
Pct 7526 - Election Day Reporting	789	69	8.75	60	5	4	0	52	13	4	0				
Pct 7526 - VBM Reporting	789	135	17.11	102	19	14	0	106	12	17	0				
Pct 7527/7528 - Election Day Rep	679	80	11.78	64	10	6	0	54	16	10	0				
Pct 7527/7528 - VBM Reporting	679	131	19.29	96	30	15	0	84	31	16	0				
Pct 7529 - Election Day Reporting	812	84	10.34	72	8	4	0	66	13	5	0				
Pct 7529 - VBM Reporting	812	115	14.16	90	16	9	0	86	18	11	0				
Pct 7531 - Election Day Reporting	805	66	8.20	54	10	2	0	50	12	4	0				
Pct 7531 - VBM Reporting	805	91	11.30	74	11	7	0	66	17	9	0				
Pct 7532 - Election Day Reporting	639	65	10.17	45	15	5	0	45	13	7	0				
Pct 7532 - VBM Reporting	639	98	15.34	77	10	12	0	71	13	15	0				
Pct 7533 - Election Day Reporting	810	104	12.84	79	17	8	0	77	15	12	0				
Pct 7533 - VBM Reporting	810	97	11.98	76	18	9	0	68	21	8	0				
Pct 7534 - Election Day Reporting	762	86	11.29	69	14	3	0	70	11	5	0				
Pct 7534 - VBM Reporting	762	90	11.81	64	18	8	0	63	17	10	0				
Pct 7535 - Election Day Reporting	671	102	15.20	90	7	5	0	79	14	9	0				
Pct 7535 - VBM Reporting	671	90	13.41	67	15	9	0	52	28	11	0				
Pct 7536 - Election Day Reporting	749	91	12.15	80	5	6	0	63	14	14	0				
Pct 7536 - VBM Reporting	749	136	18.16	102	19	15	0	97	25	14	0				
Pct 7537 - Election Day Reporting	666	76	11.41	61	10	5	0	59	10	7	0				
Pct 7537 - VBM Reporting	666	108	16.22	86	15	7	0	80	18	10	0				
Pct 7538 - Election Day Reporting	728	96	13.19	88	6	2	0	71	21	4	0				
Pct 7538 - VBM Reporting	728	115	15.80	85	25	5	0	77	31	7	0				
Pct 7539 - Election Day Reporting	868	120	13.82	104	12	5	0	93	19	9	0				
Pct 7539 - VBM Reporting	868	118	13.59	87	23	8	0	80	24	14	0				
Pct 7541 - Election Day Reporting	732	79	10.79	52	24	3	0	55	19	5	0				
Pct 7541 - VBM Reporting	732	119	16.26	81	24	14	0	76	24	19	0				
Pct 7542 - Election Day Reporting	780	83	10.64	69	10	4	0	62	14	7	0				
Pct 7542 - VBM Reporting	780	118	15.13	98	14	6	0	80	27	11	0				
Pct 7543 - Election Day Reporting	845	69	8.17	62	4	3	0	55	9	5	0				
Pct 7543 - VBM Reporting	845	175	20.71	139	28	8	0	126	37	12	0				
Pct 7544 - Election Day Reporting	801	85	10.61	71	10	4	0	65	15	5	0				
Pct 7544 - VBM Reporting	801	138	17.23	113	16	8	1	102	26	10	0				
Pct 7545 - Election Day Reporting	779	82	10.53	72	6	4	0	58	18	6	0				
Pct 7545 - VBM Reporting	779	143	18.36	109	23	10	0	105	23	14	0				
Pct 7546 - Election Day Reporting	836	99	11.84	83	13	3	0	69	24	6	0				
Pct 7546 - VBM Reporting	836	141	16.87	110	19	11	1	97	28	16	0				
Pct 7547 - Election Day Reporting	885	83	9.38	71	6	6	0	60	12	11	0				
Pct 7547 - VBM Reporting	885	123	13.90	100	15	8	0	87	23	13	0				
Pct 7548 - Election Day Reporting	919	72	7.83	59	10	3	0	52	15	5	0				
Pct 7548 - VBM Reporting	919	168	18.28	137	20	11	0	122	31	15	0				
Pct 7549 - Election Day Reporting	734	80	10.90	64	10	6	0	58	13	9	0				
Pct 7549 - VBM Reporting	734	131	17.85	95	25	11	0	79	39	13	0				
Pct 7551 - Election Day Reporting	629	91	14.47	66	19	6	0	60	24	7	0				
Pct 7551 - VBM Reporting	629	99	15.74	78	18	3	0	66	25	8	0				
Pct 7552 - Election Day Reporting	659	88	13.35	72	11	5	0	70	13	5	0				
Pct 7552 - VBM Reporting	659	120	18.21	87	25	8	0	71	35	14	0				
Pct 7553 MB - Election Day Repo	154	3	1.95	1	2	0	0	3	0	0	0				
Pct 7553 MB - VBM Reporting	154	54	35.06	49	5	1	0	41	11	3	0				
Pct 7554 - Election Day Reporting	753	85	11.29	67	13	5	0	52	25	8	0				
Pct 7554 - VBM Reporting	753	167	22.18	126	34	7	0	110	39	18	0				
Pct 7555 - Election Day Reporting	834	113	13.55	91	18	3	0	81	21	10	0				
Pct 7555 - VBM Reporting	834	173	20.74	121	36	16	0	108	44	21	0				
Pct 7556/7557 - Election Day Rep	919	113	12.30	86	19	8	0	83	20	10	0				
Pct 7556/7557 - VBM Reporting	919	207	22.52	153	43	11	1	147	43	18	0				
Pct 7601 - Election Day Reporting	803	54	6.72	43	7	4	0	41	7	6	0				



THE CITY AND COUNTY OF SAN FRANCISCO Statement of Vote  
PRIMARY ELECTION JUNE 2014

CALIFORNIA														
	Registration	Ballots Cast	Turnout (%)	STATE PROPOSITION 41				STATE PROPOSITION 42						
				Yes	No	Under Vote	Over Vote	Yes	No	Under Vote	Over Vote			
Pct 7601 - VBM Reporting	803	100	12.45	83	11	8	0	70	20	12	0			
Pct 7602 - Election Day Reporting	794	60	7.56	44	12	4	0	44	9	7	0			
Pct 7602 - VBM Reporting	794	115	14.48	95	12	7	0	76	30	8	0			
Pct 7603 - Election Day Reporting	713	70	9.82	60	6	3	1	58	7	4	1			
Pct 7603 - VBM Reporting	713	112	15.71	92	15	6	0	75	26	12	0			
Pct 7604 - Election Day Reporting	715	68	9.51	52	10	6	0	41	17	10	0			
Pct 7604 - VBM Reporting	715	117	16.36	92	18	5	0	86	22	7	0			
Pct 7605 - Election Day Reporting	696	54	7.76	37	9	8	0	38	8	8	0			
Pct 7605 - VBM Reporting	696	128	18.39	89	24	15	0	84	26	18	0			
Pct 7606 - Election Day Reporting	770	57	7.40	46	7	4	0	39	13	5	0			
Pct 7606 - VBM Reporting	770	109	14.16	90	13	7	0	69	30	11	0			
Pct 7607 - Election Day Reporting	836	57	6.82	46	5	7	0	38	10	10	0			
Pct 7607 - VBM Reporting	836	145	17.34	106	30	11	0	99	30	18	0			
Pct 7608 - Election Day Reporting	435	37	8.51	29	4	3	0	27	5	4	0			
Pct 7608 - VBM Reporting	435	83	19.08	58	18	6	0	45	28	9	0			
Pct 7609 - Election Day Reporting	839	57	6.79	45	5	7	0	37	13	7	0			
Pct 7609 - VBM Reporting	839	209	24.91	126	56	28	0	118	50	42	0			
Pct 7611 - Election Day Reporting	805	62	7.70	42	12	8	0	31	22	9	0			
Pct 7611 - VBM Reporting	805	146	18.14	107	25	15	0	89	30	28	0			
Pct 7612 - Election Day Reporting	598	50	8.36	27	15	8	0	27	10	13	0			
Pct 7612 - VBM Reporting	598	140	23.41	90	28	22	0	71	39	30	0			
Pct 7613 - Election Day Reporting	837	90	10.75	71	12	7	0	65	14	10	1			
Pct 7613 - VBM Reporting	837	151	18.04	117	22	12	0	97	34	20	0			
Pct 7614 - Election Day Reporting	895	50	5.59	40	6	4	0	38	7	5	0			
Pct 7614 - VBM Reporting	895	144	16.09	113	22	9	0	103	31	10	0			
Pct 7615 - Election Day Reporting	875	49	5.60	35	6	8	0	31	7	11	0			
Pct 7615 - VBM Reporting	875	139	15.89	96	27	16	0	92	30	17	0			
Pct 7616 - Election Day Reporting	461	35	7.59	28	5	2	0	27	6	2	0			
Pct 7616 - VBM Reporting	461	89	19.31	59	21	8	0	57	20	11	0			
Pct 7617 - Election Day Reporting	720	55	7.64	44	8	3	0	34	13	8	0			
Pct 7617 - VBM Reporting	720	150	20.83	107	29	13	0	105	29	15	0			
Pct 7618 - Election Day Reporting	789	64	8.11	54	7	3	0	47	11	6	0			
Pct 7618 - VBM Reporting	789	173	21.93	128	39	6	0	101	58	14	0			
Pct 7619 - Election Day Reporting	983	68	6.92	51	13	4	0	52	10	6	0			
Pct 7619 - VBM Reporting	983	186	18.92	143	31	13	0	111	53	23	0			
Pct 7621 - Election Day Reporting	864	53	6.13	48	4	1	0	45	6	2	0			
Pct 7621 - VBM Reporting	864	160	18.52	120	31	9	0	122	30	8	0			
Pct 7622 - Election Day Reporting	881	46	5.22	37	4	5	0	31	9	6	0			
Pct 7622 - VBM Reporting	881	133	15.10	114	15	3	0	91	34	7	0			
Pct 7623 - Election Day Reporting	766	25	3.26	21	1	5	0	15	8	4	0			
Pct 7623 - VBM Reporting	766	116	15.14	82	26	8	0	76	28	12	0			
Pct 7624 - Election Day Reporting	890	69	7.75	60	2	7	0	48	13	10	0			
Pct 7624 - VBM Reporting	890	131	14.72	112	15	6	0	101	25	7	0			
Pct 7625 - Election Day Reporting	842	67	7.96	48	10	9	0	46	11	10	0			
Pct 7625 - VBM Reporting	842	346	41.09	219	74	56	0	183	95	71	0			
Pct 7626 - Election Day Reporting	898	56	6.24	40	15	1	0	40	14	2	0			
Pct 7626 - VBM Reporting	898	183	20.38	117	58	7	0	112	56	14	0			
Pct 7627 - Election Day Reporting	944	48	5.08	37	9	2	0	33	12	3	0			
Pct 7627 - VBM Reporting	944	189	20.02	118	60	11	0	126	51	12	0			
Pct 7628 - Election Day Reporting	864	68	7.87	59	7	2	0	46	15	7	0			
Pct 7628 - VBM Reporting	864	141	16.32	105	25	11	0	100	21	20	0			
Pct 7629 - Election Day Reporting	711	33	4.64	30	1	2	0	26	4	3	0			
Pct 7629 - VBM Reporting	711	110	15.47	80	24	5	0	66	30	13	0			
Pct 7631 - Election Day Reporting	761	46	6.04	39	7	0	0	40	3	3	0			
Pct 7631 - VBM Reporting	761	156	20.50	110	36	10	0	111	32	13	0			
Pct 7632 - Election Day Reporting	646	33	5.11	29	4	0	0	29	4	0	0			
Pct 7632 - VBM Reporting	646	117	18.11	83	23	12	0	78	23	16	0			

**THE CITY AND COUNTY OF SAN FRANCISCO Statement of Vote  
PRIMARY ELECTION JUNE 2014**

CALIFORNIA														
	Registration	Ballots Cast	Turnout (%)	STATE PROPOSITION 41				STATE PROPOSITION 42						
				Yes	No	Under Vote	Over Vote	Yes	No	Under Vote	Over Vote			
Pct 7633 - Election Day Reporting	827	44	7.02	30	11	3	0	29	11	4	0			
Pct 7633 - VBM Reporting	627	189	30.14	117	51	21	0	105	58	26	0			
Pct 7634 - Election Day Reporting	854	56	6.56	41	9	6	0	39	11	6	0			
Pct 7634 - VBM Reporting	854	209	24.47	152	39	18	0	138	46	25	0			
Pct 7635 - Election Day Reporting	689	26	3.77	20	8	0	0	15	12	1	0			
Pct 7635 - VBM Reporting	689	118	17.13	72	37	10	0	65	39	15	0			
Pct 7636 - Election Day Reporting	858	56	6.53	32	18	6	0	36	10	10	0			
Pct 7636 - VBM Reporting	858	126	14.69	84	36	10	0	83	32	15	0			
Pct 7637 - Election Day Reporting	915	49	5.36	31	13	5	0	27	15	7	0			
Pct 7637 - VBM Reporting	915	202	22.08	119	65	19	0	123	56	24	0			
Pct 7638 - Election Day Reporting	879	45	5.12	33	8	5	0	32	10	4	0			
Pct 7638 - VBM Reporting	879	248	28.21	146	85	20	0	143	74	34	0			
Pct 7639 - Election Day Reporting	821	52	6.33	32	13	7	0	28	13	11	0			
Pct 7639 - VBM Reporting	821	172	20.95	108	52	13	0	106	47	20	0			
Pct 7641 - Election Day Reporting	847	62	7.32	45	12	5	0	41	13	8	0			
Pct 7641 - VBM Reporting	847	211	24.91	135	62	14	0	138	52	21	0			
Pct 7642 - Election Day Reporting	863	43	5.68	37	8	4	0	33	12	4	0			
Pct 7642 - VBM Reporting	863	352	40.79	226	38	88	0	206	43	103	0			
Pct 7643 - Election Day Reporting	777	44	5.66	37	5	2	0	28	12	4	0			
Pct 7643 - VBM Reporting	777	208	26.51	133	59	14	0	132	54	20	0			
Pct 7644 - Election Day Reporting	864	45	5.21	33	10	2	0	28	14	3	0			
Pct 7644 - VBM Reporting	864	133	15.39	81	43	10	0	79	43	12	0			
Pct 7645 - Election Day Reporting	577	34	5.89	21	8	5	0	23	7	4	0			
Pct 7645 - VBM Reporting	577	163	28.25	101	53	10	0	100	43	21	0			
Pct 7646 - Election Day Reporting	880	47	5.34	36	8	3	0	36	5	6	0			
Pct 7646 - VBM Reporting	880	174	19.77	108	52	14	0	113	42	19	0			
Pct 7647 - Election Day Reporting	835	40	4.79	36	2	3	0	26	11	4	0			
Pct 7647 - VBM Reporting	835	89	10.66	62	20	9	0	63	16	12	0			
Pct 7648 MB - Election Day Repo	85	1	1.18	0	1	0	0	1	0	0	0			
Pct 7648 MB - VBM Reporting	85	20	23.53	13	6	1	0	13	5	2	0			
Pct 7701 - Election Day Reporting	881	99	11.24	70	20	9	0	62	28	9	0			
Pct 7701 - VBM Reporting	881	205	23.27	134	63	9	0	129	60	17	0			
Pct 7702 - Election Day Reporting	678	69	10.18	54	13	2	0	46	16	7	0			
Pct 7702 - VBM Reporting	678	196	28.91	117	76	4	0	108	73	16	0			
Pct 7703 MB - Election Day Repo	146	1	0.68	1	0	0	0	0	1	0	0			
Pct 7703 MB - VBM Reporting	146	38	26.03	27	8	3	0	18	11	9	0			
Pct 7704 - Election Day Reporting	887	87	9.81	53	28	6	0	59	23	5	0			
Pct 7704 - VBM Reporting	887	277	31.23	138	109	35	0	146	93	43	0			
Pct 7705 - Election Day Reporting	509	70	13.75	38	28	4	0	44	23	3	0			
Pct 7705 - VBM Reporting	509	144	28.29	77	60	8	0	84	51	10	0			
Pct 7706 - Election Day Reporting	785	114	14.52	67	40	7	0	72	32	10	0			
Pct 7706 - VBM Reporting	785	206	26.24	139	54	16	0	132	56	21	0			
Pct 7707 - Election Day Reporting	779	111	14.25	72	36	3	0	75	24	12	0			
Pct 7707 - VBM Reporting	779	225	29.40	153	61	15	1	157	51	22	0			
Pct 7708 - Election Day Reporting	819	92	11.23	63	25	4	0	53	32	7	0			
Pct 7708 - VBM Reporting	819	235	28.69	147	69	20	0	143	65	28	0			
Pct 7709 - Election Day Reporting	325	48	14.77	39	7	2	0	35	9	4	0			
Pct 7709 - VBM Reporting	325	90	27.69	52	29	8	1	58	23	9	0			
Pct 7711 - Election Day Reporting	713	94	13.18	75	14	5	0	71	16	7	0			
Pct 7711 - VBM Reporting	713	188	26.37	122	54	13	0	113	57	19	0			
Pct 7712 - Election Day Reporting	490	66	13.47	48	16	2	0	40	20	6	0			
Pct 7712 - VBM Reporting	490	120	24.49	87	25	9	0	83	25	13	0			
Pct 7801 - Election Day Reporting	904	118	13.05	92	18	8	0	81	24	13	0			
Pct 7801 - VBM Reporting	904	230	25.44	161	56	15	0	151	51	30	0			
Pct 7802 - Election Day Reporting	713	100	14.03	75	21	4	0	73	20	7	0			
Pct 7802 - VBM Reporting	713	174	24.40	123	37	14	0	101	53	20	0			
Pct 7803 - Election Day Reporting	774	77	9.95	56	15	6	0	50	17	10	0			

**THE CITY AND COUNTY OF SAN FRANCISCO Statement of Vote  
PRIMARY ELECTION JUNE 2014**

CALIFORNIA														
	Registration	Ballots Cast	Turnout (%)	STATE PROPOSITION #1				STATE PROPOSITION #2						
				Yes	No	Under Vote	Over Vote	Yes	No	Under Vote	Over Vote			
Pct 7803 - VBM Reporting	774	261	33.72	186	57	15	0	165	70	23	0			
Pct 7804 - Election Day Reporting	833	114	13.69	85	22	7	0	78	25	11	0			
Pct 7804 - VBM Reporting	833	220	26.41	148	52	15	0	138	51	26	0			
Pct 7805 - Election Day Reporting	803	94	11.71	78	11	5	0	69	19	6	0			
Pct 7805 - VBM Reporting	803	182	22.67	128	40	16	0	127	33	24	0			
Pct 7806 - Election Day Reporting	677	81	11.96	63	13	5	0	59	15	7	0			
Pct 7806 - VBM Reporting	677	126	18.61	103	14	9	0	95	21	10	0			
Pct 7807 - Election Day Reporting	672	103	15.33	93	7	3	0	77	16	10	0			
Pct 7807 - VBM Reporting	672	106	15.77	85	15	7	0	68	33	6	0			
Pct 7808 - Election Day Reporting	644	92	14.29	76	15	1	0	72	15	5	0			
Pct 7808 - VBM Reporting	644	125	19.41	94	15	9	0	87	22	9	0			
Pct 7809 - Election Day Reporting	809	104	12.86	87	11	6	0	78	17	9	0			
Pct 7809 - VBM Reporting	809	163	20.15	117	30	12	0	108	28	23	0			
Pct 7811 - Election Day Reporting	692	89	12.28	69	13	3	0	65	15	5	0			
Pct 7811 - VBM Reporting	692	128	18.21	103	16	7	0	92	25	9	0			
Pct 7812 - Election Day Reporting	798	106	13.28	84	16	8	0	79	17	12	0			
Pct 7812 - VBM Reporting	798	163	20.43	121	25	17	0	109	29	25	0			
Pct 7813 - Election Day Reporting	880	118	13.41	97	15	6	0	84	19	15	0			
Pct 7813 - VBM Reporting	880	195	22.16	140	40	14	0	145	30	19	0			
Pct 7814 - Election Day Reporting	792	73	9.22	56	12	5	0	56	10	7	0			
Pct 7814 - VBM Reporting	792	103	13.01	69	23	12	1	61	30	13	1			
Pct 7815 - Election Day Reporting	847	102	12.04	81	17	4	0	82	13	7	0			
Pct 7815 - VBM Reporting	847	226	26.68	159	44	16	0	151	44	24	0			
Pct 7816 - Election Day Reporting	832	95	11.42	72	20	3	0	71	16	8	0			
Pct 7816 - VBM Reporting	832	250	30.05	182	48	18	0	179	46	23	0			
Pct 7817 - Election Day Reporting	755	129	17.09	106	15	8	0	104	14	11	0			
Pct 7817 - VBM Reporting	755	176	23.31	142	24	7	0	125	26	22	0			
Pct 7818 - Election Day Reporting	809	108	13.35	93	9	6	0	84	18	6	0			
Pct 7818 - VBM Reporting	809	175	21.63	130	33	7	0	129	31	10	0			
Pct 7819 - Election Day Reporting	758	113	14.91	99	8	6	0	80	21	12	0			
Pct 7819 - VBM Reporting	758	154	20.32	115	29	6	0	96	40	14	0			
Pct 7821 - Election Day Reporting	891	124	13.92	100	20	4	0	90	28	6	0			
Pct 7821 - VBM Reporting	891	248	27.83	181	56	13	0	176	50	24	0			
Pct 7822 - Election Day Reporting	863	127	14.72	100	20	7	0	88	29	10	0			
Pct 7822 - VBM Reporting	863	159	18.42	117	30	10	0	115	29	13	0			
Pct 7823 - Election Day Reporting	816	122	14.95	100	14	7	1	93	16	13	0			
Pct 7823 - VBM Reporting	816	188	23.04	141	41	9	0	142	33	16	0			
Pct 7824 - Election Day Reporting	763	101	13.24	84	10	7	0	77	15	9	0			
Pct 7824 - VBM Reporting	763	166	21.76	123	33	12	0	113	36	19	0			
Pct 7825 - Election Day Reporting	535	76	14.21	60	12	4	0	58	13	5	0			
Pct 7825 - VBM Reporting	535	101	18.88	85	11	5	0	69	21	11	0			
Pct 7826 - Election Day Reporting	642	103	16.04	85	11	8	0	78	11	15	0			
Pct 7826 - VBM Reporting	642	96	15.26	82	15	5	0	74	21	7	0			
Pct 7827 - Election Day Reporting	837	108	12.90	100	6	4	0	85	17	8	0			
Pct 7827 - VBM Reporting	837	137	16.37	115	20	7	0	103	26	13	0			
Pct 7828 - Election Day Reporting	900	96	10.67	73	18	5	0	58	30	8	0			
Pct 7828 - VBM Reporting	900	235	26.11	165	54	17	0	162	53	21	0			
Pct 7829 - Election Day Reporting	810	119	14.20	96	15	4	0	85	23	7	0			
Pct 7829 - VBM Reporting	810	234	28.89	167	51	15	0	168	41	24	0			
Pct 7831 - Election Day Reporting	851	116	13.63	99	9	8	0	86	19	11	0			
Pct 7831 - VBM Reporting	851	194	22.80	144	41	15	0	137	44	19	0			
Pct 7832 - Election Day Reporting	759	94	12.38	79	13	2	0	69	22	3	0			
Pct 7832 - VBM Reporting	759	211	27.80	156	39	11	0	151	41	14	0			
Pct 7833 - Election Day Reporting	742	76	10.51	63	10	5	0	53	15	10	0			
Pct 7833 - VBM Reporting	742	148	19.95	116	21	9	0	107	25	14	0			
Pct 7834 - Election Day Reporting	823	105	12.76	82	10	13	0	71	18	16	0			
Pct 7834 - VBM Reporting	823	130	15.80	100	22	6	0	105	11	12	0			

**THE CITY AND COUNTY OF SAN FRANCISCO Statement of Vote  
PRIMARY ELECTION JUNE 2014**

CALIFORNIA															
	Registration	Ballots Cast	Turnout (%)	STATE PROPOSITION 41				STATE PROPOSITION 42							
				Yes	No	Under Vote	Over Vote	Yes	No	Under Vote	Over Vote				
Pct 7835 - Election Day Reporting	765	69	9.02	57	10	2	0	54	10	5	0				
Pct 7835 - VBM Reporting	765	193	25.23	137	42	10	0	136	38	15	0				
Pct 7836 - Election Day Reporting	880	106	12.05	78	23	5	0	74	25	7	0				
Pct 7836 - VBM Reporting	880	230	26.14	159	57	16	1	147	57	23	0				
Pct 7837 - Election Day Reporting	853	125	14.65	106	11	8	0	97	14	14	0				
Pct 7837 - VBM Reporting	853	207	24.27	150	48	15	1	130	65	19	0				
Pct 7838 - Election Day Reporting	846	109	12.88	86	21	4	0	79	27	5	0				
Pct 7838 - VBM Reporting	846	238	28.13	164	50	16	0	161	48	21	0				
Pct 7839 - Election Day Reporting	805	98	12.17	71	17	10	0	61	21	16	0				
Pct 7839 - VBM Reporting	805	232	28.82	169	51	11	0	155	63	13	0				
Pct 7841 - Election Day Reporting	874	124	14.19	105	16	3	0	95	19	10	0				
Pct 7841 - VBM Reporting	874	173	20.02	135	30	10	0	124	40	11	0				
Pct 7842 - Election Day Reporting	832	111	13.34	91	13	8	0	81	23	8	0				
Pct 7842 - VBM Reporting	832	148	17.79	103	34	12	0	99	34	16	0				
Pct 7843 - Election Day Reporting	740	96	12.97	81	9	7	0	71	16	10	0				
Pct 7843 - VBM Reporting	740	131	17.70	90	28	12	0	94	24	12	0				
Pct 7844 - Election Day Reporting	680	72	10.59	56	11	5	0	50	10	12	0				
Pct 7844 - VBM Reporting	680	121	17.79	94	13	9	0	84	17	15	0				
Pct 7845 - Election Day Reporting	839	102	12.16	81	12	9	0	73	19	10	0				
Pct 7845 - VBM Reporting	839	176	20.98	128	32	19	0	114	41	24	0				
Pct 7846 - Election Day Reporting	863	108	12.51	85	16	7	0	75	18	15	0				
Pct 7846 - VBM Reporting	863	206	23.87	146	41	19	0	137	47	22	0				
Pct 7847 - Election Day Reporting	845	107	12.66	89	14	4	0	81	18	8	0				
Pct 7847 - VBM Reporting	845	199	23.55	146	40	17	0	146	41	16	0				
Pct 7848 - Election Day Reporting	861	116	13.47	95	15	6	0	87	17	12	0				
Pct 7848 - VBM Reporting	861	197	22.88	136	43	15	0	131	43	20	0				
Pct 7849 - Election Day Reporting	885	128	14.46	98	20	10	0	96	17	15	0				
Pct 7849 - VBM Reporting	885	166	18.76	127	33	9	1	121	30	19	0				
Pct 7851 - Election Day Reporting	492	64	13.01	50	13	1	0	45	17	2	0				
Pct 7851 - VBM Reporting	492	154	31.30	98	47	9	0	101	39	14	0				
Pct 7852 - Election Day Reporting	604	87	14.40	56	25	6	0	55	24	8	0				
Pct 7852 - VBM Reporting	604	183	31.95	122	51	16	0	110	55	24	0				
Pct 7853 - Election Day Reporting	805	86	10.68	57	24	4	1	58	19	9	0				
Pct 7853 - VBM Reporting	805	194	24.10	139	39	13	0	126	47	18	0				
Pct 7854 - Election Day Reporting	845	101	11.95	79	16	6	0	76	17	8	0				
Pct 7854 - VBM Reporting	845	184	21.78	138	33	13	0	120	38	26	0				
Pct 7855 - Election Day Reporting	873	104	11.91	86	13	5	0	78	14	12	0				
Pct 7855 - VBM Reporting	873	179	20.50	124	40	12	0	119	40	17	0				
Pct 7856 - Election Day Reporting	766	101	13.19	76	15	10	0	69	17	15	0				
Pct 7856 - VBM Reporting	766	147	19.19	106	31	13	0	95	38	17	0				
Pct 7857 - Election Day Reporting	864	102	11.81	89	12	1	0	78	18	6	0				
Pct 7857 - VBM Reporting	864	191	22.11	129	45	16	0	116	54	20	0				
Pct 7858 - Election Day Reporting	691	85	12.88	78	6	5	0	71	8	10	0				
Pct 7858 - VBM Reporting	691	106	15.34	80	16	9	0	71	24	10	0				
Pct 7859 - Election Day Reporting	788	104	13.20	75	23	6	0	65	25	14	0				
Pct 7859 - VBM Reporting	788	197	25.00	148	35	15	0	138	36	24	0				
Pct 7861 - Election Day Reporting	821	95	11.57	76	15	4	0	69	19	7	0				
Pct 7861 - VBM Reporting	821	176	21.88	125	35	13	1	113	43	18	0				
Pct 7862 - Election Day Reporting	850	125	15.18	104	17	8	0	91	30	8	0				
Pct 7862 - VBM Reporting	850	177	20.82	110	44	23	0	105	41	31	0				
Pct 7863 - Election Day Reporting	841	127	15.10	99	19	10	0	82	34	12	0				
Pct 7863 - VBM Reporting	841	146	17.36	108	27	12	0	97	31	19	0				
Pct 7864 - Election Day Reporting	752	85	11.30	67	11	7	0	60	14	11	0				
Pct 7864 - VBM Reporting	752	130	17.29	92	27	9	0	86	30	12	0				
Pct 7865 - Election Day Reporting	788	101	12.82	86	13	2	0	77	16	8	0				
Pct 7865 - VBM Reporting	788	173	21.95	127	35	15	0	116	40	21	0				
Pct 7866 - Election Day Reporting	765	106	13.86	79	19	8	0	71	22	13	0				

THE CITY AND COUNTY OF SAN FRANCISCO Statement of Vote  
PRIMARY ELECTION JUNE 2014

CALIFORNIA															
	Registration	Ballots Cast	Turnout (%)	STATE PROPOSITION 41				STATE PROPOSITION 42							
				Yes	No	Under Vote	Over Vote	Yes	No	Under Vote	Over Vote				
Pct 7866 - VBM Reporting	765	243	31.76	146	75	16	0	138	78	21	0				
Pct 7867 - Election Day Reporting	865	123	14.22	98	18	8	0	88	27	9	0				
Pct 7867 - VBM Reporting	865	237	27.40	180	44	10	0	148	68	18	0				
Pct 7868 - Election Day Reporting	799	81	10.14	55	22	4	0	57	18	6	0				
Pct 7868 - VBM Reporting	799	238	29.79	176	43	16	0	150	63	22	0				
Pct 7869 - Election Day Reporting	813	110	13.53	91	12	7	0	82	18	10	0				
Pct 7869 - VBM Reporting	813	235	28.66	156	56	20	0	160	48	24	0				
Pct 7871 - Election Day Reporting	827	130	15.72	96	20	14	0	83	30	17	0				
Pct 7871 - VBM Reporting	827	210	25.39	156	42	15	0	142	47	24	0				
Pct 7872 - Election Day Reporting	851	140	16.45	109	20	11	0	98	28	14	0				
Pct 7872 - VBM Reporting	851	180	21.15	127	48	9	0	123	44	15	0				
Pct 7873 - Election Day Reporting	839	126	15.02	103	15	8	0	81	23	22	0				
Pct 7873 - VBM Reporting	839	205	24.43	145	44	15	0	131	52	21	0				
Pct 7874 - Election Day Reporting	441	51	11.56	45	5	1	0	33	13	5	0				
Pct 7874 - VBM Reporting	441	106	24.04	74	25	8	0	62	33	12	0				
Pct 7875 - Election Day Reporting	550	58	10.55	47	6	4	0	42	11	4	0				
Pct 7875 - VBM Reporting	550	127	23.09	79	33	12	0	76	35	13	0				
Pct 7901 - Election Day Reporting	939	67	7.14	58	2	7	0	49	9	9	0				
Pct 7901 - VBM Reporting	939	163	17.36	140	15	9	0	119	28	17	0				
Pct 7902 - Election Day Reporting	805	75	9.32	63	8	4	0	53	17	5	0				
Pct 7902 - VBM Reporting	805	106	13.17	88	14	5	0	79	19	9	0				
Pct 7903 - Election Day Reporting	808	77	9.53	63	6	8	0	52	9	16	0				
Pct 7903 - VBM Reporting	808	127	15.72	99	18	12	0	93	18	18	0				
Pct 7904 - Election Day Reporting	794	53	6.68	39	8	5	0	38	8	6	0				
Pct 7904 - VBM Reporting	794	131	16.50	103	17	10	0	91	26	13	0				
Pct 7905 - Election Day Reporting	785	87	11.08	70	13	4	0	64	13	10	0				
Pct 7905 - VBM Reporting	785	147	18.73	108	29	9	0	101	26	19	0				
Pct 7906 - Election Day Reporting	712	77	10.81	62	4	11	0	60	7	10	0				
Pct 7906 - VBM Reporting	712	100	14.04	69	25	8	0	78	12	12	0				
Pct 7907 - Election Day Reporting	883	85	9.63	69	10	6	0	68	9	8	0				
Pct 7907 - VBM Reporting	883	139	15.74	104	22	12	0	99	23	16	0				
Pct 7908 - Election Day Reporting	921	131	14.22	98	22	11	0	85	25	21	0				
Pct 7908 - VBM Reporting	921	191	20.74	140	43	11	0	135	44	15	0				
Pct 7909 - Election Day Reporting	696	69	9.91	64	2	3	0	58	7	4	0				
Pct 7909 - VBM Reporting	696	103	14.80	88	8	8	0	78	15	11	0				
Pct 7911 - Election Day Reporting	832	97	11.66	84	12	1	0	68	18	11	0				
Pct 7911 - VBM Reporting	832	120	14.42	85	28	8	0	85	25	11	0				
Pct 7912 - Election Day Reporting	831	96	11.79	81	13	5	0	73	20	6	0				
Pct 7912 - VBM Reporting	831	153	18.41	113	26	14	0	103	32	18	0				
Pct 7913 - Election Day Reporting	797	98	12.30	72	21	5	0	71	20	7	0				
Pct 7913 - VBM Reporting	797	116	14.18	70	33	10	0	74	30	9	0				
Pct 7914 - Election Day Reporting	793	96	12.36	76	14	8	0	68	18	12	0				
Pct 7914 - VBM Reporting	793	146	18.41	118	20	6	2	109	25	12	0				
Pct 7915 - Election Day Reporting	738	91	12.33	78	10	5	0	75	9	9	0				
Pct 7915 - VBM Reporting	738	96	13.01	69	19	7	0	65	21	9	0				
Pct 7916 - Election Day Reporting	810	126	15.58	105	15	6	0	93	25	8	0				
Pct 7916 - VBM Reporting	810	124	15.31	101	20	4	0	89	30	6	0				
Pct 7917 - Election Day Reporting	805	128	14.14	96	15	16	0	73	27	27	0				
Pct 7917 - VBM Reporting	805	139	15.36	119	16	7	0	104	30	8	0				
Pct 7918 - Election Day Reporting	728	100	13.74	79	12	9	0	64	24	12	0				
Pct 7918 - VBM Reporting	728	100	13.74	79	10	10	1	72	15	13	0				
Pct 7919 - Election Day Reporting	792	104	13.13	84	13	7	0	80	11	13	0				
Pct 7919 - VBM Reporting	792	110	13.89	92	12	6	0	83	16	11	0				
Pct 7921 - Election Day Reporting	793	89	11.10	72	7	9	0	60	13	15	0				
Pct 7921 - VBM Reporting	793	108	13.62	92	10	6	1	72	29	8	0				
Pct 7922 - Election Day Reporting	796	101	12.69	83	9	9	0	63	24	14	0				
Pct 7922 - VBM Reporting	796	125	15.70	86	24	16	0	85	21	20	0				

**THE CITY AND COUNTY OF SAN FRANCISCO Statement of Vote  
PRIMARY ELECTION JUNE 2014**

CALIFORNIA															
	Registration	Ballots Cast	Turnout (%)	STATE PROPOSITION 41				STATE PROPOSITION 42							
				Yes	No	Under Vote	Over Vote	Yes	No	Under Vote	Over Vote				
Pct 7923 - Election Day Reporting	784	118	15.05	96	15	7	0	84	24	10	0				
Pct 7923 - VBM Reporting	784	135	17.22	96	21	18	0	90	21	24	0				
Pct 7924 - Election Day Reporting	769	96	12.48	83	2	11	0	72	13	11	0				
Pct 7924 - VBM Reporting	769	134	17.43	96	29	10	0	84	39	12	0				
Pct 7925 - Election Day Reporting	520	65	12.50	50	12	3	0	44	13	8	0				
Pct 7925 - VBM Reporting	520	80	15.38	63	14	3	0	60	15	5	0				
Pct 7926 - Election Day Reporting	772	117	15.16	95	17	5	0	82	23	12	0				
Pct 7926 - VBM Reporting	772	163	21.11	123	31	9	0	120	30	13	0				
Pct 7927 - Election Day Reporting	696	115	16.52	91	16	8	0	79	21	15	0				
Pct 7927 - VBM Reporting	696	143	20.55	106	30	7	0	110	24	9	0				
Pct 7928 - Election Day Reporting	848	135	15.92	104	22	9	0	97	22	16	0				
Pct 7928 - VBM Reporting	848	165	19.46	127	32	9	0	119	34	14	1				
Pct 7929 - Election Day Reporting	797	122	15.31	97	21	4	0	88	28	6	0				
Pct 7929 - VBM Reporting	797	208	26.10	159	35	13	1	144	45	19	0				
Pct 7931 - Election Day Reporting	703	105	15.50	90	15	4	0	83	17	9	0				
Pct 7931 - VBM Reporting	703	203	28.88	149	39	16	0	136	43	25	0				
Pct 7932 - Election Day Reporting	504	65	12.90	51	11	3	0	48	13	4	0				
Pct 7932 - VBM Reporting	504	109	21.63	85	19	6	0	69	32	9	0				
Pct 7933 MB - Election Day Repo	9	0	0.00	0	0	0	0	0	0	0	0				
Pct 7933 MB - VBM Reporting	9	3	33.33	2	1	0	0	2	1	0	0				
Pct 7934 - Election Day Reporting	777	108	13.90	81	17	10	0	76	19	13	0				
Pct 7934 - VBM Reporting	777	177	22.78	137	25	15	1	122	35	21	0				
Pct 7935 - Election Day Reporting	885	162	18.31	131	22	9	0	125	22	15	0				
Pct 7935 - VBM Reporting	885	248	28.02	182	45	22	1	180	46	24	0				
Pct 7936 - Election Day Reporting	798	140	17.54	110	14	16	0	99	19	22	0				
Pct 7936 - VBM Reporting	798	176	22.06	142	23	9	1	133	28	14	0				
Pct 7937 - Election Day Reporting	808	110	13.61	88	10	12	0	79	15	16	0				
Pct 7937 - VBM Reporting	808	179	22.15	132	35	12	0	127	34	17	1				
Pct 7938 - Election Day Reporting	704	95	13.49	74	15	6	0	70	14	11	0				
Pct 7938 - VBM Reporting	704	115	16.34	84	29	3	1	80	28	9	0				
Pct 7939 - Election Day Reporting	670	100	14.93	82	11	7	0	70	17	13	0				
Pct 7939 - VBM Reporting	670	148	22.09	121	19	10	0	105	32	13	0				
Pct 7941 - Election Day Reporting	733	83	11.32	68	10	5	0	55	19	9	0				
Pct 7941 - VBM Reporting	733	139	18.96	105	23	12	0	101	22	17	0				
Pct 7942 - Election Day Reporting	798	80	10.03	63	12	5	0	63	10	7	0				
Pct 7942 - VBM Reporting	798	171	21.43	119	29	23	0	114	30	26	1				
Pct 7943 - Election Day Reporting	801	98	12.23	71	19	8	0	57	29	12	0				
Pct 7943 - VBM Reporting	801	179	22.35	127	40	13	0	112	49	19	0				
Pct 7944 - Election Day Reporting	748	112	14.97	90	11	11	0	79	20	13	0				
Pct 7944 - VBM Reporting	748	147	19.65	97	37	13	0	99	36	12	0				
Pct 7945 - Election Day Reporting	790	37	4.68	34	2	1	0	23	9	5	0				
Pct 7945 - VBM Reporting	790	164	20.76	125	30	9	0	121	30	13	0				
Pct 7946 - Election Day Reporting	854	65	7.61	48	12	5	0	51	7	7	0				
Pct 7946 - VBM Reporting	854	223	26.11	124	77	22	0	127	66	30	0				
Pct 7947 - Election Day Reporting	814	48	5.90	34	8	5	1	31	11	6	0				
Pct 7947 - VBM Reporting	814	182	22.36	83	77	21	1	104	52	26	0				
Pct 7948 - Election Day Reporting	819	71	8.67	52	15	4	0	47	20	4	0				
Pct 7948 - VBM Reporting	819	184	22.47	100	71	16	0	102	68	17	0				
Pct 7949 - Election Day Reporting	496	36	7.26	23	6	7	0	19	9	8	0				
Pct 7949 - VBM Reporting	496	133	26.81	66	64	5	0	82	44	9	0				
Pct 7951 - Election Day Reporting	705	59	8.37	41	11	6	1	40	13	6	0				
Pct 7951 - VBM Reporting	705	200	28.37	103	86	12	0	116	63	22	0				
Pct 7952 - Election Day Reporting	687	48	6.70	26	19	1	0	24	20	2	0				
Pct 7952 - VBM Reporting	687	171	24.89	91	61	18	0	83	63	24	0				
Pct 7953 - Election Day Reporting	742	67	9.03	57	8	2	0	48	14	5	0				
Pct 7953 - VBM Reporting	742	195	26.28	107	71	19	1	104	62	32	0				
Pct 7954 MB - Election Day Repo	0	0	0.00	0	0	0	0	0	0	0	0				

**THE CITY AND COUNTY OF SAN FRANCISCO Statement of Vote  
PRIMARY ELECTION JUNE 2014**

CALIFORNIA																
	Registration	Ballots Cast	Turnout (%)	STATE PROPOSITION 41				STATE PROPOSITION 42								
				Yes	No	Under Vote	Over Vote	Yes	No	Under Vote	Over Vote					
Pct 7954 MB - VBM Reporting	0	0	0.00	0	0	0	0	0	0	0	0	0	0			
Pct 7955 - Election Day Reporting	768	56	7.29	37	15	4	0	40	10	6	0					
Pct 7955 - VBM Reporting	768	177	23.05	93	68	20	0	96	64	21	0					
Pct 7956 - Election Day Reporting	628	37	5.89	21	13	3	0	19	14	4	0					
Pct 7956 - VBM Reporting	628	164	26.11	88	64	10	0	93	57	12	0					
Pct 7957 - Election Day Reporting	570	46	8.07	35	7	4	0	33	10	3	0					
Pct 7957 - VBM Reporting	570	122	21.40	80	33	9	0	77	29	16	0					
Pct 7958 MB - Election Day Repo	250	2	0.80	1	0	1	0	1	0	1	0					
Pct 7958 MB - VBM Reporting	250	87	34.80	55	29	4	0	50	32	6	0					
Pct 9001 MB - Election Day Repo	234	1	0.43	1	0	0	0	1	0	0	0					
Pct 9001 MB - VBM Reporting	234	57	24.36	39	19	0	0	41	14	3	0					
Pct 9101 - Election Day Reporting	820	78	9.51	54	20	4	0	63	9	6	0					
Pct 9101 - VBM Reporting	820	186	22.68	118	52	16	0	130	37	19	0					
Pct 9102 - Election Day Reporting	834	74	8.87	53	19	2	0	47	20	7	0					
Pct 9102 - VBM Reporting	834	165	19.78	89	64	14	0	92	53	22	0					
Pct 9103 - Election Day Reporting	824	81	9.83	57	22	2	0	58	21	2	0					
Pct 9103 - VBM Reporting	824	156	18.93	100	49	9	0	92	58	8	0					
Pct 9104 - Election Day Reporting	852	62	7.28	45	13	4	0	40	13	9	0					
Pct 9104 - VBM Reporting	852	158	18.54	96	52	9	1	110	35	13	0					
Pct 9105 - Election Day Reporting	874	76	8.82	55	17	6	0	49	18	11	0					
Pct 9105 - VBM Reporting	874	171	19.57	100	57	15	0	103	45	24	0					
Pct 9106 - Election Day Reporting	831	79	9.51	58	18	3	0	47	22	10	0					
Pct 9106 - VBM Reporting	831	146	17.57	103	35	11	0	96	36	17	0					
Pct 9107 - Election Day Reporting	747	82	10.98	51	23	8	0	46	24	12	0					
Pct 9107 - VBM Reporting	747	120	16.06	67	38	15	0	68	35	17	0					
Pct 9108 - Election Day Reporting	705	62	8.79	43	10	9	0	42	12	8	0					
Pct 9108 - VBM Reporting	705	103	14.61	67	33	5	0	70	28	7	0					
Pct 9109 - Election Day Reporting	748	78	10.43	53	21	4	0	54	19	5	0					
Pct 9109 - VBM Reporting	748	135	18.05	84	39	12	0	82	37	16	0					
Pct 9111 - Election Day Reporting	694	53	7.64	34	16	3	0	35	15	3	0					
Pct 9111 - VBM Reporting	694	105	15.13	58	36	11	0	62	27	16	0					
Pct 9112 - Election Day Reporting	848	72	8.49	55	13	4	0	46	20	6	0					
Pct 9112 - VBM Reporting	848	148	17.57	103	43	5	0	103	36	12	0					
Pct 9113 - Election Day Reporting	924	94	10.17	67	23	4	0	62	27	5	0					
Pct 9113 - VBM Reporting	924	186	20.13	122	49	14	1	121	47	18	0					
Pct 9114 - Election Day Reporting	777	60	7.72	48	8	4	0	45	11	4	0					
Pct 9114 - VBM Reporting	777	148	19.05	97	37	13	0	88	43	16	0					
Pct 9115 - Election Day Reporting	819	67	8.18	43	16	8	0	46	15	6	0					
Pct 9115 - VBM Reporting	819	126	15.38	77	43	6	0	81	32	13	0					
Pct 9116 - Election Day Reporting	838	68	8.11	52	10	6	0	42	15	11	0					
Pct 9116 - VBM Reporting	838	135	16.11	86	41	9	0	91	36	9	0					
Pct 9117 - Election Day Reporting	684	77	11.26	58	15	4	0	53	18	6	0					
Pct 9117 - VBM Reporting	684	177	25.88	124	43	10	0	120	39	18	0					
Pct 9118 - Election Day Reporting	836	69	8.25	46	21	2	0	44	23	2	0					
Pct 9118 - VBM Reporting	836	147	17.58	87	48	13	0	94	36	18	0					
Pct 9119 - Election Day Reporting	794	57	7.18	39	12	6	0	38	10	9	0					
Pct 9119 - VBM Reporting	794	179	22.54	112	54	13	0	123	42	14	0					
Pct 9121 - Election Day Reporting	797	63	7.90	36	23	4	0	40	18	5	0					
Pct 9121 - VBM Reporting	797	146	18.32	82	50	14	0	82	44	20	0					
Pct 9122 - Election Day Reporting	811	48	5.92	36	12	0	0	31	16	1	0					
Pct 9122 - VBM Reporting	811	175	21.58	87	76	12	1	110	52	14	0					
Pct 9123 - Election Day Reporting	766	68	8.88	51	16	1	0	44	22	2	0					
Pct 9123 - VBM Reporting	766	138	18.02	70	59	10	0	81	45	13	0					
Pct 9124 - Election Day Reporting	803	65	8.09	42	20	3	0	45	14	6	0					
Pct 9124 - VBM Reporting	803	144	17.93	78	53	13	0	82	47	15	0					
Pct 9125 - Election Day Reporting	783	60	7.66	48	8	2	0	43	10	5	0					
Pct 9125 - VBM Reporting	783	155	20.31	95	48	17	0	109	28	23	0					

**THE CITY AND COUNTY OF SAN FRANCISCO Statement of Vote  
PRIMARY ELECTION JUNE 2014**

CALIFORNIA															
	Registration	Balls Cast	Turnout (%)	STATE PROPOSITION 41				STATE PROPOSITION 42							
				Yes	No	Under Vote	Over Vote	Yes	No	Under Vote	Over Vote				
Pct 9126 - Election Day Reporting	833	69	8.28	44	21	4	0	38	26	5	0				
Pct 9126 - VBM Reporting	833	194	23.28	110	68	14	1	111	56	25	1				
Pct 9127 - Election Day Reporting	884	85	9.62	56	24	5	0	53	26	6	0				
Pct 9127 - VBM Reporting	884	175	19.80	106	55	12	0	109	42	22	0				
Pct 9128 - Election Day Reporting	761	65	8.54	43	13	9	0	38	18	9	0				
Pct 9128 - VBM Reporting	761	168	22.08	96	59	13	0	109	42	17	0				
Pct 9129 - Election Day Reporting	643	71	11.04	49	21	1	0	55	14	2	0				
Pct 9129 - VBM Reporting	643	110	17.11	69	32	9	0	66	31	13	0				
Pct 9131 - Election Day Reporting	658	65	9.88	52	12	1	0	39	23	3	0				
Pct 9131 - VBM Reporting	658	140	21.28	74	48	18	0	71	42	27	0				
Pct 9132 - Election Day Reporting	804	79	9.83	59	12	8	0	49	19	11	0				
Pct 9132 - VBM Reporting	804	102	12.69	68	24	11	0	65	21	17	0				
Pct 9133 - Election Day Reporting	910	83	9.12	71	10	2	0	60	16	7	0				
Pct 9133 - VBM Reporting	910	221	24.29	140	57	22	0	135	56	28	0				
Pct 9134 - Election Day Reporting	720	45	6.25	30	15	0	0	28	12	5	0				
Pct 9134 - VBM Reporting	720	138	19.31	84	47	8	0	86	41	12	0				
Pct 9135 - Election Day Reporting	732	75	10.25	60	13	2	0	47	22	6	0				
Pct 9135 - VBM Reporting	732	148	19.95	98	38	10	0	99	34	13	0				
Pct 9136 - Election Day Reporting	813	60	7.38	42	16	2	0	50	7	3	0				
Pct 9136 - VBM Reporting	813	134	16.48	74	44	15	1	75	38	21	0				
Pct 9137 - Election Day Reporting	845	77	9.11	59	18	0	0	50	25	2	0				
Pct 9137 - VBM Reporting	845	183	21.66	111	60	13	0	101	54	29	0				
Pct 9138 - Election Day Reporting	803	61	7.60	41	18	2	0	46	12	3	0				
Pct 9138 - VBM Reporting	803	179	22.29	114	59	8	0	126	42	13	0				
Pct 9139 - Election Day Reporting	876	73	8.33	46	25	2	0	39	27	7	0				
Pct 9139 - VBM Reporting	876	239	27.28	132	92	18	0	150	66	26	0				
Pct 9141 - Election Day Reporting	849	64	7.54	45	17	2	0	42	18	4	0				
Pct 9141 - VBM Reporting	849	171	20.14	111	50	10	0	112	44	15	0				
Pct 9142 - Election Day Reporting	838	54	6.44	40	11	2	0	40	11	2	0				
Pct 9142 - VBM Reporting	838	144	17.18	88	48	8	0	78	55	11	0				
Pct 9143 - Election Day Reporting	831	80	9.63	57	19	4	0	53	18	9	0				
Pct 9143 - VBM Reporting	831	170	20.46	102	54	15	0	98	49	24	0				
Pct 9144 - Election Day Reporting	844	88	11.61	67	23	8	0	56	28	14	0				
Pct 9144 - VBM Reporting	844	157	18.60	101	44	14	1	91	49	20	0				
Pct 9145 - Election Day Reporting	793	88	11.10	62	19	7	0	61	13	14	0				
Pct 9145 - VBM Reporting	793	142	17.91	89	40	11	0	84	39	17	0				
Pct 9146 - Election Day Reporting	824	66	8.01	47	14	5	0	51	12	3	0				
Pct 9146 - VBM Reporting	824	141	17.11	89	42	6	0	85	36	16	0				
Pct 9147 - Election Day Reporting	881	89	10.10	66	18	5	0	63	21	5	0				
Pct 9147 - VBM Reporting	881	135	15.32	85	44	9	0	90	35	13	0				
Pct 9148 - Election Day Reporting	862	81	9.40	57	19	5	0	50	20	11	0				
Pct 9148 - VBM Reporting	862	136	15.78	87	39	17	0	78	43	22	0				
Pct 9149 - Election Day Reporting	856	85	9.93	70	8	7	0	61	10	14	0				
Pct 9149 - VBM Reporting	856	145	16.94	94	41	11	0	90	36	20	0				
Pct 9151 - Election Day Reporting	700	58	8.29	43	10	5	0	33	19	6	0				
Pct 9151 - VBM Reporting	700	171	24.43	113	39	19	0	107	38	26	0				
Pct 9152 - Election Day Reporting	680	13	1.91	11	2	0	0	12	0	1	0				
Pct 9152 - VBM Reporting	680	84	12.35	58	22	4	0	39	38	7	0				
Pct 9201 - Election Day Reporting	773	52	6.73	43	8	1	0	38	12	2	0				
Pct 9201 - VBM Reporting	773	94	12.16	63	26	5	0	64	21	9	0				
Pct 9202 - Election Day Reporting	816	47	5.76	33	12	2	0	25	14	8	0				
Pct 9202 - VBM Reporting	816	98	12.01	68	27	3	0	64	27	7	0				
Pct 9203 - Election Day Reporting	834	62	7.43	37	18	6	1	34	19	9	0				
Pct 9203 - VBM Reporting	834	151	18.11	85	55	11	1	90	49	13	0				
Pct 9204 - Election Day Reporting	750	68	9.07	40	24	4	0	46	17	5	0				
Pct 9204 - VBM Reporting	750	147	19.60	80	48	20	0	74	46	28	0				
Pct 9205 - Election Day Reporting	651	33	5.07	25	7	1	0	23	8	2	0				



**THE CITY AND COUNTY OF SAN FRANCISCO Statement of Vote  
PRIMARY ELECTION JUNE 2014**

CALIFORNIA														
	Registration	Ballots Cast	Turnout (%)	STATE PROPOSITION 41				STATE PROPOSITION 42						
				Yes	No	Under Vote	Over Vote	Yes	No	Under Vote	Over Vote			
Pct 9205 - VBM Reporting	651	134	20.58	92	30	13	0	78	33	24	0			
Pct 9206 - Election Day Reporting	844	55	6.52	34	17	4	0	29	18	8	0			
Pct 9206 - VBM Reporting	844	184	21.80	108	62	15	0	96	67	22	0			
Pct 9207 - Election Day Reporting	832	73	8.77	49	20	4	0	50	13	10	0			
Pct 9207 - VBM Reporting	832	110	13.22	58	44	11	0	66	32	15	0			
Pct 9208 - Election Day Reporting	813	53	6.52	43	8	2	0	33	16	4	0			
Pct 9208 - VBM Reporting	813	120	14.76	65	49	7	0	70	36	15	0			
Pct 9209 - Election Day Reporting	630	41	6.51	29	10	2	0	27	12	2	0			
Pct 9209 - VBM Reporting	630	120	19.05	79	32	10	1	67	36	19	0			
Pct 9211 - Election Day Reporting	746	51	6.84	25	20	6	0	27	17	7	0			
Pct 9211 - VBM Reporting	746	109	14.61	55	36	18	0	65	27	17	0			
Pct 9212 - Election Day Reporting	691	39	5.64	26	10	3	0	29	7	3	0			
Pct 9212 - VBM Reporting	691	97	14.04	54	35	8	0	67	21	9	0			
Pct 9213 - Election Day Reporting	812	65	8.00	43	15	7	0	42	14	9	0			
Pct 9213 - VBM Reporting	812	134	16.50	78	46	10	0	79	37	18	0			
Pct 9214 - Election Day Reporting	544	43	7.90	29	12	2	0	29	9	5	0			
Pct 9214 - VBM Reporting	544	119	21.88	76	33	12	0	76	27	18	0			
Pct 9215 - Election Day Reporting	571	49	8.58	27	20	2	0	31	12	6	0			
Pct 9215 - VBM Reporting	571	101	17.69	70	26	6	0	60	25	17	0			
Pct 9216 - Election Day Reporting	692	58	8.38	45	8	5	0	36	14	8	0			
Pct 9216 - VBM Reporting	692	90	13.01	48	34	8	0	56	25	9	0			
Pct 9217 - Election Day Reporting	622	50	8.04	36	12	2	0	35	12	3	0			
Pct 9217 - VBM Reporting	622	113	18.17	69	34	10	0	67	32	14	0			
Pct 9218 - Election Day Reporting	685	42	6.13	30	10	2	0	26	12	4	0			
Pct 9218 - VBM Reporting	685	95	13.87	49	31	14	0	58	14	22	0			
Pct 9219 - Election Day Reporting	687	44	6.40	35	5	4	0	32	8	4	0			
Pct 9219 - VBM Reporting	687	109	15.87	60	39	10	0	73	24	12	0			
Pct 9221 - Election Day Reporting	608	68	11.18	42	21	5	0	47	14	7	0			
Pct 9221 - VBM Reporting	608	168	27.63	88	71	12	0	98	58	15	0			
Pct 9222 - Election Day Reporting	763	70	9.17	40	28	5	0	39	23	11	0			
Pct 9222 - VBM Reporting	763	169	22.15	99	50	22	0	79	59	33	0			
Pct 9223 - Election Day Reporting	550	41	7.45	28	10	3	0	25	12	4	0			
Pct 9223 - VBM Reporting	550	103	18.73	66	30	8	0	60	30	14	0			
Pct 9224 - Election Day Reporting	868	62	7.14	46	10	6	0	41	18	3	0			
Pct 9224 - VBM Reporting	868	210	24.19	144	55	12	0	127	63	21	0			
Pct 9225 - Election Day Reporting	772	59	7.64	36	19	4	0	43	11	5	0			
Pct 9225 - VBM Reporting	772	121	15.67	71	33	17	0	64	31	26	0			
Pct 9226 - Election Day Reporting	817	64	7.83	43	17	4	0	37	15	12	0			
Pct 9226 - VBM Reporting	817	152	18.60	88	49	15	0	85	47	20	0			
Pct 9227 - Election Day Reporting	692	59	8.53	41	12	6	0	42	8	9	0			
Pct 9227 - VBM Reporting	692	204	29.48	124	70	14	0	127	57	24	0			
Pct 9228 - Election Day Reporting	665	74	11.13	53	14	7	0	42	22	10	0			
Pct 9228 - VBM Reporting	665	174	26.17	101	59	17	0	112	48	17	0			
Pct 9229 - Election Day Reporting	532	53	9.96	43	8	2	0	37	13	3	0			
Pct 9229 - VBM Reporting	532	123	23.12	88	27	8	0	87	25	11	0			
Pct 9231 - Election Day Reporting	915	107	11.69	77	25	5	0	73	28	6	0			
Pct 9231 - VBM Reporting	915	176	19.23	124	42	11	0	107	46	24	0			
Pct 9232 - Election Day Reporting	675	66	9.78	47	12	7	0	46	12	8	0			
Pct 9232 - VBM Reporting	675	142	21.04	88	46	7	0	82	49	10	0			
Pct 9233 - Election Day Reporting	692	47	6.79	30	16	1	0	27	13	7	0			
Pct 9233 - VBM Reporting	692	182	26.30	110	53	23	0	108	45	33	0			
Pct 9234 - Election Day Reporting	648	63	9.72	53	8	3	0	45	11	8	0			
Pct 9234 - VBM Reporting	648	172	26.54	99	58	16	0	109	40	24	0			
Pct 9235 - Election Day Reporting	839	83	9.89	52	25	6	0	53	20	10	0			
Pct 9235 - VBM Reporting	839	167	19.90	97	53	17	0	89	52	26	0			
Pct 9236 - Election Day Reporting	636	53	8.33	41	10	2	0	33	17	3	0			
Pct 9236 - VBM Reporting	636	126	19.81	78	40	10	0	79	32	17	0			

**THE CITY AND COUNTY OF SAN FRANCISCO Statement of Vote  
PRIMARY ELECTION JUNE 2014**

CALIFORNIA														
	Registration	Ballots Cast	Turnout (%)	STATE PROPOSITION 41				STATE PROPOSITION 42						
				Yes	No	Under Vote	Over Vote	Yes	No	Under Vote	Over Vote			
Pct 9237 - Election Day Reporting	821	58	7.06	47	9	2	0	39	14	5	0			
Pct 9237 - VBM Reporting	821	159	19.37	95	48	13	0	103	35	18	0			
Pct 9238 - Election Day Reporting	746	45	6.03	30	13	2	0	28	14	3	0			
Pct 9238 - VBM Reporting	746	184	24.66	107	60	16	0	111	50	22	0			
Pct 9239 - Election Day Reporting	777	57	7.34	45	9	3	0	37	15	5	0			
Pct 9239 - VBM Reporting	777	191	24.58	125	50	14	0	121	51	17	0			
Pct 9241 - Election Day Reporting	879	68	7.74	45	19	4	0	46	16	6	0			
Pct 9241 - VBM Reporting	879	154	17.52	96	45	11	0	98	41	13	0			
Pct 9242 - Election Day Reporting	844	66	7.82	45	19	2	0	49	16	1	0			
Pct 9242 - VBM Reporting	844	156	18.48	101	44	11	0	103	37	16	0			
Pct 9243 - Election Day Reporting	543	47	8.66	39	7	1	0	34	11	2	0			
Pct 9243 - VBM Reporting	543	92	16.94	59	27	4	0	57	30	3	0			
Pct 9244 - Election Day Reporting	763	65	8.52	52	10	3	0	42	14	9	0			
Pct 9244 - VBM Reporting	763	118	15.47	85	27	6	0	78	29	11	0			
Pct 9245 - Election Day Reporting	631	61	9.67	44	11	6	0	34	18	9	0			
Pct 9245 - VBM Reporting	631	104	16.48	71	27	7	0	69	26	10	0			
Pct 9246 - Election Day Reporting	803	38	4.73	23	11	4	0	19	13	6	0			
Pct 9246 - VBM Reporting	803	152	18.93	85	45	22	0	99	30	23	0			
Pct 9247 - Election Day Reporting	800	57	7.13	40	11	5	0	40	8	8	0			
Pct 9247 - VBM Reporting	800	160	20.00	110	37	13	0	106	42	12	0			
Pct 9248 - Election Day Reporting	752	53	7.05	36	15	2	0	37	13	3	0			
Pct 9248 - VBM Reporting	752	139	18.48	97	27	15	0	92	26	21	0			
Pct 9249 - Election Day Reporting	805	73	9.07	51	19	3	0	44	25	4	0			
Pct 9249 - VBM Reporting	805	149	18.51	109	33	9	0	103	37	11	0			
Pct 9251 - Election Day Reporting	822	93	11.31	66	20	6	0	59	24	9	0			
Pct 9251 - VBM Reporting	822	155	18.86	90	45	21	1	94	40	23	0			
Pct 9252 - Election Day Reporting	807	63	7.81	37	22	4	0	39	16	8	0			
Pct 9252 - VBM Reporting	807	160	19.83	93	57	11	0	112	31	18	0			
Pct 9253 - Election Day Reporting	717	58	8.09	41	12	5	0	36	13	9	0			
Pct 9253 - VBM Reporting	717	147	20.50	97	33	16	0	92	31	23	0			
Pct 9254 - Election Day Reporting	818	50	6.11	39	9	2	0	36	8	6	0			
Pct 9254 - VBM Reporting	818	155	18.95	107	36	13	0	94	41	21	0			
Pct 9255 - Election Day Reporting	486	43	8.85	31	8	4	0	34	5	4	0			
Pct 9255 - VBM Reporting	486	62	12.76	43	14	5	0	39	17	6	0			
Pct 9256 - Election Day Reporting	325	16	4.92	13	3	0	0	9	7	0	0			
Pct 9256 - VBM Reporting	325	48	14.77	38	7	3	0	27	16	5	0			
Pct 9257 MB - Election Day Repo	259	0	0.00	0	0	0	0	0	0	0	0			
Pct 9257 MB - VBM Reporting	259	67	25.87	53	7	6	0	39	19	8	0			
Pct 9258 - Election Day Reporting	590	33	5.59	23	8	2	0	22	8	3	0			
Pct 9258 - VBM Reporting	590	128	21.69	83	39	8	0	87	28	15	0			
Pct 9401 - Election Day Reporting	842	82	9.74	59	18	5	0	57	18	7	0			
Pct 9401 - VBM Reporting	842	135	16.03	97	32	9	0	81	43	14	0			
Pct 9402 - Election Day Reporting	860	64	7.44	48	15	1	0	47	15	2	0			
Pct 9402 - VBM Reporting	860	140	16.28	104	31	3	0	80	41	17	0			
Pct 9403 - Election Day Reporting	800	42	5.25	25	12	5	0	20	17	5	0			
Pct 9403 - VBM Reporting	800	160	20.00	99	51	13	0	92	46	25	0			
Pct 9404 - Election Day Reporting	821	64	7.80	40	22	2	0	35	26	3	0			
Pct 9404 - VBM Reporting	821	179	21.80	98	68	13	0	102	54	23	0			
Pct 9405 - Election Day Reporting	882	79	11.58	52	26	1	0	52	24	3	0			
Pct 9405 - VBM Reporting	882	120	17.60	68	40	13	0	66	43	12	0			
Pct 9406 - Election Day Reporting	819	69	8.42	40	23	6	0	44	15	10	0			
Pct 9406 - VBM Reporting	819	158	19.29	86	60	11	0	89	50	18	0			
Pct 9407 - Election Day Reporting	812	54	6.65	38	15	1	0	37	15	2	0			
Pct 9407 - VBM Reporting	812	133	16.38	76	51	8	0	77	40	18	0			
Pct 9408 - Election Day Reporting	717	53	7.39	32	17	2	0	35	11	5	0			
Pct 9408 - VBM Reporting	717	110	15.34	71	31	11	0	64	33	16	0			
Pct 9409 - Election Day Reporting	539	48	8.91	42	5	1	0	30	13	5	0			

**THE CITY AND COUNTY OF SAN FRANCISCO Statement of Vote  
PRIMARY ELECTION JUNE 2014**

CALIFORNIA														
	Registration	Ballots Cast	Turnout (%)	STATE PROPOSITION #1				STATE PROPOSITION #2						
				Yes	No	Under Vote	Over Vote	Yes	No	Under Vote	Over Vote			
Pct 9409 - VBM Reporting	539	95	17.63	65	27	6	0	58	26	14	0			
Pct 9411 - Election Day Reporting	851	62	7.29	60	8	1	0	51	15	3	0			
Pct 9411 - VBM Reporting	851	131	15.39	96	30	7	0	97	26	10	0			
Pct 9412 - Election Day Reporting	798	72	9.02	53	15	4	0	42	22	8	0			
Pct 9412 - VBM Reporting	798	160	20.05	78	69	15	0	103	44	15	0			
Pct 9413 - Election Day Reporting	821	52	6.33	30	15	7	0	30	16	6	0			
Pct 9413 - VBM Reporting	821	172	20.95	89	76	13	0	94	59	25	0			
Pct 9414 - Election Day Reporting	806	64	7.94	44	19	1	0	47	13	4	0			
Pct 9414 - VBM Reporting	806	170	21.09	88	63	16	0	107	43	17	0			
Pct 9415 - Election Day Reporting	689	54	7.84	34	15	3	0	30	16	6	0			
Pct 9415 - VBM Reporting	689	144	20.90	76	59	8	0	72	56	15	0			
Pct 9416 - Election Day Reporting	867	81	9.34	52	21	8	0	51	18	12	0			
Pct 9416 - VBM Reporting	867	162	18.69	81	69	12	0	92	55	15	0			
Pct 9417 - Election Day Reporting	676	40	5.92	29	12	3	0	35	8	1	0			
Pct 9417 - VBM Reporting	676	139	20.56	63	65	13	0	70	55	16	0			
Pct 9418 - Election Day Reporting	688	47	6.83	27	15	5	0	28	12	7	0			
Pct 9418 - VBM Reporting	688	154	22.38	66	72	12	1	69	67	15	0			
Pct 9419 - Election Day Reporting	796	76	9.55	47	21	8	0	50	15	11	0			
Pct 9419 - VBM Reporting	796	187	23.49	106	71	13	0	109	60	21	0			
Pct 9421 - Election Day Reporting	812	50	6.16	32	16	2	0	27	17	6	0			
Pct 9421 - VBM Reporting	812	198	24.38	92	89	20	0	106	71	24	0			
Pct 9422 - Election Day Reporting	925	83	8.97	57	18	8	0	47	24	12	0			
Pct 9422 - VBM Reporting	925	185	20.00	113	50	24	1	109	49	30	0			
Pct 9423 - Election Day Reporting	809	58	7.29	35	21	3	0	38	16	5	0			
Pct 9423 - VBM Reporting	809	151	18.67	86	56	9	0	82	50	19	0			
Pct 9424 - Election Day Reporting	826	57	6.90	36	18	3	0	34	18	5	0			
Pct 9424 - VBM Reporting	826	180	21.79	91	78	12	0	109	53	19	0			
Pct 9425 - Election Day Reporting	808	40	4.95	23	12	5	0	27	8	5	0			
Pct 9425 - VBM Reporting	808	162	20.05	87	63	16	0	85	54	27	0			
Pct 9426 - Election Day Reporting	727	57	7.84	36	18	3	0	36	16	5	0			
Pct 9426 - VBM Reporting	727	137	18.84	69	60	10	0	78	47	14	0			
Pct 9427 - Election Day Reporting	797	57	7.15	32	24	1	0	35	18	4	0			
Pct 9427 - VBM Reporting	797	185	23.21	76	94	20	0	97	64	29	0			
Pct 9428 - Election Day Reporting	854	51	5.97	29	18	5	0	36	11	5	0			
Pct 9428 - VBM Reporting	854	186	21.78	101	78	13	0	115	54	23	0			
Pct 9429 - Election Day Reporting	774	90	11.63	46	36	6	0	58	26	6	0			
Pct 9429 - VBM Reporting	774	158	20.54	71	83	6	0	85	64	11	0			
Pct 9431 - Election Day Reporting	868	70	8.06	42	22	6	0	41	19	10	0			
Pct 9431 - VBM Reporting	868	224	25.81	109	95	20	0	117	78	29	0			
Pct 9432 - Election Day Reporting	851	84	9.87	52	30	2	0	55	21	8	0			
Pct 9432 - VBM Reporting	851	176	20.68	95	60	21	0	95	52	28	1			
Pct 9433 - Election Day Reporting	839	53	6.32	29	20	4	0	33	16	4	0			
Pct 9433 - VBM Reporting	839	186	22.17	94	76	20	0	113	56	21	0			
Pct 9434 - Election Day Reporting	889	62	6.97	41	16	5	0	30	24	8	0			
Pct 9434 - VBM Reporting	889	208	23.40	108	85	17	0	118	73	19	0			
Pct 9435 - Election Day Reporting	855	89	10.41	59	23	7	0	54	25	10	0			
Pct 9435 - VBM Reporting	855	189	22.11	109	62	21	0	113	53	26	0			
Pct 9436 - Election Day Reporting	900	64	7.11	37	20	7	0	39	19	6	0			
Pct 9436 - VBM Reporting	900	227	25.22	102	95	24	0	117	73	31	0			
Pct 9437 - Election Day Reporting	825	75	9.09	49	25	1	0	38	32	5	0			
Pct 9437 - VBM Reporting	825	176	21.33	89	78	13	0	105	49	26	0			
Pct 9438 - Election Day Reporting	841	69	8.20	46	18	5	0	52	11	6	0			
Pct 9438 - VBM Reporting	841	186	22.35	102	70	10	0	108	54	20	0			
Pct 9439 - Election Day Reporting	827	62	7.50	35	18	9	0	38	14	10	0			
Pct 9439 - VBM Reporting	827	174	21.04	95	65	15	0	82	74	19	0			
Pct 9441 - Election Day Reporting	895	67	7.49	44	18	5	0	45	15	7	0			
Pct 9441 - VBM Reporting	895	197	22.01	103	76	22	0	113	61	27	0			

**THE CITY AND COUNTY OF SAN FRANCISCO Statement of Vote  
PRIMARY ELECTION JUNE 2014**

CALIFORNIA															
	Registration	Ballots Cast	Turnout(%)	STATE PROPOSITION 41				STATE PROPOSITION 42							
				Yes	No	Under Vote	Over Vote	Yes	No	Under Vote	Over Vote				
Pct 9442 - Election Day Reporting	896	80	8.93	55	20	5	0	48	24	8	0				
Pct 9442 - VBM Reporting	896	166	18.53	83	69	13	0	101	42	22	0				
Pct 9443 - Election Day Reporting	780	59	7.56	49	8	2	0	41	13	5	0				
Pct 9443 - VBM Reporting	780	159	20.38	88	61	9	0	89	54	15	0				
Pct 9444 - Election Day Reporting	819	41	5.01	29	9	3	0	25	11	5	0				
Pct 9444 - VBM Reporting	819	175	21.37	111	56	9	0	109	49	18	0				
Pct 9445 - Election Day Reporting	853	72	8.44	39	30	3	0	39	27	6	0				
Pct 9445 - VBM Reporting	853	205	24.03	110	76	25	0	110	65	36	0				
Pct 9446 - Election Day Reporting	906	81	8.94	55	22	3	1	54	21	6	0				
Pct 9446 - VBM Reporting	906	210	23.18	112	83	21	0	117	67	32	0				
Pct 9447 - Election Day Reporting	860	58	6.74	39	15	4	0	33	20	5	0				
Pct 9447 - VBM Reporting	860	181	21.05	84	80	17	0	90	64	27	0				
Pct 9448 - Election Day Reporting	834	53	6.59	31	19	5	0	38	12	5	0				
Pct 9448 - VBM Reporting	834	177	21.22	95	71	16	0	103	60	19	0				
Pct 9449 - Election Day Reporting	678	51	7.52	30	18	3	0	35	11	5	0				
Pct 9449 - VBM Reporting	678	159	23.45	85	63	9	0	89	54	14	0				
Pct 9451 - Election Day Reporting	368	36	9.78	28	7	1	0	28	6	2	0				
Pct 9451 - VBM Reporting	368	89	24.18	45	41	6	0	46	35	11	0				
Pct 9452 - Election Day Reporting	715	67	9.37	34	31	2	0	31	31	5	0				
Pct 9452 - VBM Reporting	715	138	19.30	55	71	14	0	77	47	16	0				
Pct 9453 - Election Day Reporting	434	33	7.60	18	12	3	0	19	10	4	0				
Pct 9453 - VBM Reporting	434	109	25.12	67	35	6	0	58	39	11	0				
Pct 9501 MB - Election Day Repo	125	1	0.80	0	0	1	0	0	0	1	0				
Pct 9501 MB - VBM Reporting	125	41	32.80	27	4	8	1	22	8	10	0				
Pct 9502 MB - Election Day Repo	188	0	0.00	0	0	0	0	0	0	0	0				
Pct 9502 MB - VBM Reporting	188	63	33.51	37	20	6	0	38	15	10	0				
Pct 9503/9504 - Election Day Rep	625	33	5.28	26	5	2	0	24	4	5	0				
Pct 9503/9504 - VBM Reporting	625	109	17.44	83	16	11	0	72	23	15	0				
Pct 9505 - Election Day Reporting	727	50	6.88	41	6	3	0	36	9	5	0				
Pct 9505 - VBM Reporting	727	144	19.81	113	23	9	0	99	28	17	1				
Pct 9506 - Election Day Reporting	706	47	6.66	46	1	0	0	36	9	2	0				
Pct 9506 - VBM Reporting	706	101	14.31	86	13	2	0	70	23	8	0				
Pct 9507 - Election Day Reporting	670	61	9.10	55	6	0	0	44	15	2	0				
Pct 9507 - VBM Reporting	670	114	17.01	88	20	7	0	74	30	11	0				
Pct 9508 - Election Day Reporting	708	48	6.78	44	2	2	0	36	8	4	0				
Pct 9508 - VBM Reporting	708	83	11.72	68	11	4	0	66	11	6	0				
Pct 9509 - Election Day Reporting	588	48	8.33	40	6	3	0	35	8	6	0				
Pct 9509 - VBM Reporting	588	96	16.33	72	17	7	0	60	25	11	0				
Pct 9511 - Election Day Reporting	572	64	11.19	51	6	7	0	44	11	9	0				
Pct 9511 - VBM Reporting	572	85	14.86	62	14	8	0	54	20	10	0				
Pct 9512 - Election Day Reporting	703	47	6.69	36	8	3	0	36	6	5	0				
Pct 9512 - VBM Reporting	703	117	16.64	85	20	12	0	75	27	15	0				
Pct 9513 - Election Day Reporting	808	62	7.67	55	3	4	0	44	12	6	0				
Pct 9513 - VBM Reporting	808	108	13.37	91	14	3	0	85	18	5	0				
Pct 9514/9522 - Election Day Rep	852	80	9.39	63	14	3	0	62	14	4	0				
Pct 9514/9522 - VBM Reporting	852	97	11.38	71	14	9	1	62	27	6	0				
Pct 9515 - Election Day Reporting	651	65	9.98	48	16	1	0	45	13	7	0				
Pct 9515 - VBM Reporting	651	97	14.90	58	30	9	0	58	29	10	0				
Pct 9516 - Election Day Reporting	794	90	11.34	72	15	3	0	67	16	7	0				
Pct 9516 - VBM Reporting	794	141	17.76	89	38	15	0	88	36	18	0				
Pct 9517 - Election Day Reporting	740	63	8.51	51	11	1	0	42	17	4	0				
Pct 9517 - VBM Reporting	740	123	16.62	89	21	15	0	81	26	18	0				
Pct 9518 - Election Day Reporting	684	64	9.36	55	9	0	1	50	13	2	0				
Pct 9518 - VBM Reporting	684	87	12.72	67	12	9	0	53	21	14	0				
Pct 9519 - Election Day Reporting	821	91	11.08	69	20	2	0	72	14	5	0				
Pct 9519 - VBM Reporting	821	126	15.35	79	36	12	0	84	27	16	0				
Pct 9521 - Election Day Reporting	841	99	11.77	84	11	5	0	67	25	8	0				

**THE CITY AND COUNTY OF SAN FRANCISCO Statement of Vote  
PRIMARY ELECTION JUNE 2014**

CALIFORNIA															
	Registration	Ballots Cast	Turnout (%)	STATE PROPOSITION 41				STATE PROPOSITION 42							
				Yes	No	Under Vote	Over Vote	Yes	No	Under Vote	Over Vote				
Pct 9521 - VBM Reporting	841	123	14.63	88	26	10	0	74	30	20	0				
Pct 9701 - Election Day Reporting	608	65	10.69	45	18	2	0	45	17	3	0				
Pct 9701 - VBM Reporting	608	134	22.04	86	39	9	0	77	42	15	0				
Pct 9702 - Election Day Reporting	665	65	9.77	50	10	5	0	47	13	5	0				
Pct 9702 - VBM Reporting	665	114	17.14	72	29	14	0	72	27	16	0				
Pct 9703 - Election Day Reporting	871	72	8.27	52	19	1	0	45	23	4	0				
Pct 9703 - VBM Reporting	871	201	23.08	107	75	18	0	111	61	28	0				
Pct 9704 - Election Day Reporting	880	76	8.64	51	19	6	0	43	26	7	0				
Pct 9704 - VBM Reporting	880	195	22.61	113	67	20	0	114	54	32	0				
Pct 9705 - Election Day Reporting	823	58	7.05	49	7	2	0	36	19	3	0				
Pct 9705 - VBM Reporting	823	165	20.05	96	57	11	0	91	59	14	0				
Pct 9706 MB - Election Day Repo	55	0	0.00	0	0	0	0	0	0	0	0				
Pct 9706 MB - VBM Reporting	55	18	32.73	14	1	2	0	11	4	2	0				
Pct 9707 - Election Day Reporting	725	54	7.45	32	21	1	0	35	18	1	0				
Pct 9707 - VBM Reporting	725	193	26.62	108	71	16	0	126	46	23	0				
Pct 9708 - Election Day Reporting	826	66	7.99	49	13	4	0	43	18	5	0				
Pct 9708 - VBM Reporting	826	178	21.55	105	56	17	0	92	55	31	0				
Pct 9709 - Election Day Reporting	877	81	9.24	53	25	3	0	54	20	7	0				
Pct 9709 - VBM Reporting	877	202	23.03	111	77	13	0	115	67	19	0				
Pct 9711 - Election Day Reporting	575	78	13.57	53	21	4	0	53	20	5	0				
Pct 9711 - VBM Reporting	575	152	26.43	89	58	6	0	89	49	15	0				
Pct 9712 - Election Day Reporting	589	73	12.39	51	17	5	0	49	18	6	0				
Pct 9712 - VBM Reporting	589	152	25.81	90	50	11	0	78	52	21	0				
Pct 9713 - Election Day Reporting	866	57	6.59	43	10	4	0	35	14	8	0				
Pct 9713 - VBM Reporting	866	193	22.29	107	65	22	1	111	57	27	0				
Pct 9714 - Election Day Reporting	864	88	10.19	59	25	4	0	52	29	7	0				
Pct 9714 - VBM Reporting	864	247	28.59	130	107	10	0	136	92	19	0				
Pct 9715 - Election Day Reporting	554	88	15.88	62	24	3	0	57	26	6	0				
Pct 9715 - VBM Reporting	554	148	26.71	83	57	7	0	73	60	14	0				
Pct 9716 - Election Day Reporting	829	71	8.56	45	23	3	0	43	24	4	0				
Pct 9716 - VBM Reporting	829	187	22.56	103	71	13	0	104	67	16	0				
Pct 9717 - Election Day Reporting	881	80	9.08	52	22	7	0	44	26	11	0				
Pct 9717 - VBM Reporting	881	188	21.34	109	59	21	0	116	46	27	0				
Pct 9718 - Election Day Reporting	800	106	13.25	74	27	5	0	62	34	10	0				
Pct 9718 - VBM Reporting	800	230	28.75	131	82	17	0	138	73	19	0				
Pct 9719 - Election Day Reporting	828	108	13.04	77	25	6	0	79	22	7	0				
Pct 9719 - VBM Reporting	828	218	26.33	133	73	14	0	132	69	19	0				
Pct 9721 - Election Day Reporting	598	81	13.55	54	19	8	0	45	27	9	0				
Pct 9721 - VBM Reporting	598	146	24.41	86	50	10	0	93	39	14	0				
Pct 9722 - Election Day Reporting	583	62	10.63	44	12	6	0	33	24	5	0				
Pct 9722 - VBM Reporting	583	158	27.10	109	38	11	1	95	48	16	0				
Pct 9723 - Election Day Reporting	415	25	6.02	11	11	3	0	13	9	3	0				
Pct 9723 - VBM Reporting	415	132	31.81	66	56	10	0	72	45	15	0				
Pct 9724 - Election Day Reporting	841	75	8.92	40	32	3	0	41	28	6	0				
Pct 9724 - VBM Reporting	841	248	29.49	133	103	14	0	127	98	25	0				
Pct 9725 - Election Day Reporting	878	45	5.13	28	15	2	0	22	18	5	0				
Pct 9725 - VBM Reporting	878	222	25.28	114	97	13	0	110	90	24	0				
Pct 9726 - Election Day Reporting	695	48	6.91	35	6	7	0	29	9	10	0				
Pct 9726 - VBM Reporting	695	94	13.53	59	31	8	0	61	23	14	0				
Pct 9727 - Election Day Reporting	405	39	9.63	22	15	2	0	21	13	5	0				
Pct 9727 - VBM Reporting	405	113	27.90	63	37	15	0	63	31	21	0				
Pct 9728 - Election Day Reporting	883	97	10.99	64	31	2	0	65	25	7	0				
Pct 9728 - VBM Reporting	883	238	26.95	126	98	14	0	131	91	16	0				
Pct 9729 - Election Day Reporting	703	79	11.24	46	29	4	0	51	21	7	0				
Pct 9729 - VBM Reporting	703	183	26.03	89	78	19	0	101	62	23	0				
Pct 9731 - Election Day Reporting	497	83	16.70	62	20	1	0	57	21	5	0				
Pct 9731 - VBM Reporting	497	113	22.74	46	56	11	0	61	42	10	0				

**THE CITY AND COUNTY OF SAN FRANCISCO Statement of Vote  
PRIMARY ELECTION JUNE 2014**

CALIFORNIA																
	Registration	Ballots Cast	Turnout(%)	STATE PROPOSITION #1				STATE PROPOSITION #2								
				Yes	No	Under Vote	Over Vote	Yes	No	Under Vote	Over Vote					
Pct 9732 MB - Election Day Repo	65	0	0.00	0	0	0	0	0	0	0	0	0	0			
Pct 9732 MB - VBM Reporting	65	29	44.62	17	11	1	0	17	11	1	0	0	0			
Pct 9733 MB - Election Day Repo	210	1	0.48	0	0	1	0	0	0	1	0	0	0			
Pct 9733 MB - VBM Reporting	210	88	41.90	60	21	7	0	52	28	8	0	0	0			
Pct 9734 - Election Day Reporting	569	62	10.90	40	15	7	0	47	9	6	0	0	0			
Pct 9734 - VBM Reporting	569	186	32.69	116	55	18	0	118	47	24	0	0	0			
Pct 9735 - Election Day Reporting	738	93	12.60	65	24	4	0	54	32	7	0	0	0			
Pct 9735 - VBM Reporting	738	215	29.13	136	71	9	0	133	70	13	0	0	0			
Pct 9736 - Election Day Reporting	666	78	11.71	54	20	4	0	53	21	4	0	0	0			
Pct 9736 - VBM Reporting	666	191	28.68	115	72	4	0	131	52	8	0	0	0			
Pct 9737 - Election Day Reporting	736	55	7.47	41	14	0	0	29	24	2	0	0	0			
Pct 9737 - VBM Reporting	736	229	31.11	153	70	7	0	145	70	15	0	0	0			
Pct 9738 - Election Day Reporting	672	49	7.29	39	8	2	0	33	10	6	0	0	0			
Pct 9738 - VBM Reporting	672	148	22.02	107	33	9	0	105	31	13	0	0	0			
Pct 9739 - Election Day Reporting	791	38	4.80	35	3	1	0	29	9	1	0	0	0			
Pct 9739 - VBM Reporting	791	104	13.15	80	14	10	0	75	17	12	0	0	0			
Pct 9741 - Election Day Reporting	631	2	0.32	1	0	1	0	1	0	1	0	0	0			
Pct 9741 - VBM Reporting	631	1	0.16	1	0	0	0	0	0	1	0	0	0			
Pct 9742 - Election Day Reporting	563	66	11.72	37	24	5	0	44	16	6	0	0	0			
Pct 9742 - VBM Reporting	563	116	20.60	48	56	11	0	65	37	13	0	0	0			
Pct 9743 - Election Day Reporting	839	58	6.91	45	8	5	0	39	10	9	0	0	0			
Pct 9743 - VBM Reporting	839	169	20.14	136	25	10	0	115	44	12	0	0	0			
Pct 9744 - Election Day Reporting	817	66	8.08	48	14	4	0	40	18	8	0	0	0			
Pct 9744 - VBM Reporting	817	121	14.81	80	26	15	0	73	30	18	0	0	0			
Pct 9745 - Election Day Reporting	898	58	6.46	52	4	1	0	46	10	1	0	0	0			
Pct 9745 - VBM Reporting	898	109	12.14	79	24	6	0	74	26	9	0	0	0			
Pct 9746 - Election Day Reporting	867	96	11.07	67	23	6	0	52	35	9	0	0	0			
Pct 9746 - VBM Reporting	867	222	25.61	137	73	12	0	130	76	16	0	0	0			
Pct 9747 - Election Day Reporting	858	74	8.62	57	14	3	0	56	12	6	0	0	0			
Pct 9747 - VBM Reporting	858	176	20.51	124	42	10	0	115	44	17	0	0	0			
Pct 9748 - Election Day Reporting	888	86	9.68	53	31	2	0	44	33	9	0	0	0			
Pct 9748 - VBM Reporting	888	211	23.76	130	63	17	0	125	68	17	0	0	0			
Pct 9749 - Election Day Reporting	770	59	7.66	37	21	2	0	37	21	2	0	0	0			
Pct 9749 - VBM Reporting	770	145	18.83	81	52	13	0	93	37	16	0	0	0			
Pct 9751 - Election Day Reporting	854	77	9.02	56	16	5	0	49	24	4	0	0	0			
Pct 9751 - VBM Reporting	854	236	27.63	148	70	18	0	132	78	26	0	0	0			
Pct 9752 - Election Day Reporting	652	63	9.66	39	23	2	0	44	14	6	0	0	0			
Pct 9752 - VBM Reporting	652	202	30.98	125	64	13	0	110	71	21	0	0	0			
Pct 9753 - Election Day Reporting	691	58	8.10	42	9	5	0	43	8	5	0	0	0			
Pct 9753 - VBM Reporting	691	160	23.15	104	44	11	0	106	36	17	0	0	0			
Pct 9754 - Election Day Reporting	664	73	10.99	57	14	2	0	49	16	8	0	0	0			
Pct 9754 - VBM Reporting	664	167	25.15	117	34	16	0	102	46	19	0	0	0			
Pct 9755 - Election Day Reporting	504	52	10.32	34	12	6	0	30	13	9	0	0	0			
Pct 9755 - VBM Reporting	504	131	25.99	90	34	10	0	75	42	17	0	0	0			
Pct 9756 - Election Day Reporting	786	48	6.11	34	12	2	0	29	16	3	0	0	0			
Pct 9756 - VBM Reporting	786	180	22.90	105	67	8	0	108	62	10	0	0	0			
Pct 9801 - Election Day Reporting	381	40	10.50	23	14	2	0	27	9	3	0	0	0			
Pct 9801 - VBM Reporting	381	80	21.00	43	29	9	0	39	30	11	1	0	0			
Pct 9900 MB - Election Day Repo	0	0	0.00	0	0	0	0	0	0	0	0	0	0			
Pct 9900 MB - VBM Reporting	0	0	0.00	0	0	0	0	0	0	0	0	0	0			
Pct 9901 MB - Election Day Repo	0	0	0.00	0	0	0	0	0	0	0	0	0	0			
Pct 9901 MB - VBM Reporting	0	0	0.00	0	0	0	0	0	0	0	0	0	0			
Pct 9902 MB - Election Day Repo	0	0	0.00	0	0	0	0	0	0	0	0	0	0			
Pct 9902 MB - VBM Reporting	0	0	0.00	0	0	0	0	0	0	0	0	0	0			
Election Day Reporting Totals	435757	39406	9.04	29358	7538	2532	12	26873	8605	3958	4					

**THE CITY AND COUNTY OF SAN FRANCISCO Statement of Vote  
PRIMARY ELECTION JUNE 2014**

CALIFORNIA													
	Registration	Ballots Cast	Turnout (%)	STATE PROPOSITION 41				STATE PROPOSITION 42					
				Yes	No	Under Vote	Over Vote	Yes	No	Under Vote	Over Vote		
VBM Reporting Totals	435757	89893	20.65	58340	24732	7155	47	56265	23742	10250	17		
District Totals - Absentee													
District Grand Totals													
12TH CONGRESSIONAL DISTRICT	385648	114107	29.59	78221	27431	8681	54	73871	27750	12748	18		
13TH CONGRESSIONAL DISTRICT	0	0	0.00	0	0	0	0	0	0	0	0		
14TH CONGRESSIONAL DISTRICT	50109	15292	30.52	9477	4839	1006	5	9267	4597	1460	3		
11TH SENATORIAL DISTRICT	435757	129399	29.70	87698	32270	9687	59	83138	32347	14208	21		
17TH ASSEMBLY DISTRICT	251482	78933	30.59	54901	16250	5879	37	50959	17526	8567	15		
19TH ASSEMBLY DISTRICT	184275	52466	28.47	32797	16020	3808	22	32179	14821	5641	6		
BOARD OF EQ. DISTRICT 2	435757	129399	29.70	87698	32270	9687	59	83138	32347	14208	21		
SUPERVISORIAL DISTRICT 1	37767	10489	27.77	6755	3007	745	6	6634	2762	1116	1		
SUPERVISORIAL DISTRICT 2	43533	11996	27.56	7779	3308	941	4	7522	3100	1408	2		
SUPERVISORIAL DISTRICT 3	33270	10359	31.14	6760	2621	1020	3	6383	2562	1455	4		
SUPERVISORIAL DISTRICT 4	37949	10880	28.67	6155	3960	839	3	6333	3371	1252	1		
SUPERVISORIAL DISTRICT 5	47671	13086	27.45	10046	2114	932	8	9066	2669	1363	2		
SUPERVISORIAL DISTRICT 6	34002	9061	26.65	6414	1873	799	1	5856	2105	1124	2		
SUPERVISORIAL DISTRICT 7	42355	14311	33.79	8976	4419	958	4	8674	4274	1409	0		
SUPERVISORIAL DISTRICT 8	53703	19219	35.79	14390	3523	1260	7	13253	4028	1897	2		
SUPERVISORIAL DISTRICT 9	38405	12015	31.28	8850	2300	891	13	8217	2547	1287	3		
SUPERVISORIAL DISTRICT 10	35021	8924	25.48	5995	2292	663	6	5668	2310	976	2		
SUPERVISORIAL DISTRICT 11	32081	9059	28.24	5578	2853	639	4	5532	2619	921	2		
CITY/COUNTY OF SAN FRANCISCO	435757	129399	29.70	87698	32270	9687	59	83138	32347	14208	21		
BAYVIEW/HUNTERS POINT	16695	3654	23.08	2622	989	275	2	2395	1046	426	1		
CHINATOWN	14573	4367	29.97	2719	1175	491	1	2571	1150	664	1		
CIVIC CENTER/DOWNTOWN	24423	6809	27.88	4849	1358	612	3	4405	1534	878	5		
DIAMOND HEIGHTS	6435	2633	40.92	1866	581	172	1	1698	660	262	0		
EXCELSIOR (OUTER MISSION)	23621	6926	29.33	4223	2209	502	2	4174	2043	718	1		
HAIGHT ASHBURY	13174	3684	27.96	2850	583	255	3	2589	737	364	1		
INGLESIDE	10397	2683	25.81	1678	839	173	2	1691	751	248	2		
INNER SUNSET	8836	2387	27.01	1745	490	161	2	1577	573	248	0		
LAKE MERCED	7477	1812	24.23	1189	510	124	0	1105	525	193	0		
LAUREL HEIGHTS/ANZA VISTA	8629	2287	26.50	1559	563	171	1	1468	562	264	0		
MARINA/PACIFIC HEIGHTS	34933	9391	26.88	6085	2591	731	3	5864	2449	1095	2		
MISSION	28168	7962	28.27	6256	1142	578	5	5627	1486	867	1		
NOE VALLEY	15911	5531	34.76	4123	1022	383	4	3805	1168	559	0		
NORTH BERNAL HTS	8108	3099	38.22	2393	505	204	4	2220	578	306	2		
NORTH EMBARCADERO	6066	2166	35.71	1401	588	191	0	1359	521	300	0		
PORTOLA	7972	2539	31.85	1469	862	215	4	1494	771	285	0		
POTRERO HILL	12285	3536	28.78	2533	769	246	3	2409	786	355	1		
RICHMOND	32988	9245	28.03	5917	2699	653	6	5868	2439	956	1		
SEA CLIFF/PRESIDIO HEIGHTS	7363	2366	32.13	1543	655	185	0	1481	610	292	0		
SOUTH BERNAL HEIGHT	8738	3004	34.38	2236	549	221	1	2037	650	319	1		
SOUTH OF MARKET	18900	5193	27.48	3595	1150	471	0	3340	1223	653	0		
SUNSET	37410	10737	28.70	6048	3928	832	3	6245	3332	1233	1		
UPPER MARKET/EUREKA VALL	17459	6607	37.84	4992	1201	390	1	4644	1333	607	0		
VISITATION VALLEY	7291	1871	25.66	1054	668	152	1	1090	571	214	0		
WEST OF TWIN PEAKS	31559	11503	36.45	7142	3620	768	4	6938	3469	1127	0		
WESTERN ADDITION	27878	7710	27.66	5974	1156	571	3	5376	1503	824	1		
Grand Totals	435757	129399	29.70	87698	32270	9687	59	83138	32347	14208	21		

**THE CITY AND COUNTY OF SAN FRANCISCO Statement of Vote  
PRIMARY ELECTION JUNE 2014**

CITY/COUNTY OF SAN FRANCISCO															
	Registration	Ballots Cast	Turnout(%)	LOCAL MEASURE A				LOCAL MEASURE B							
				Yes	No	Under Vote	Over Vote	Yes	No	Under Vote	Over Vote				
Pct 1101 - Election Day Reporting	48-4	35	7.23	27	7	1	0	17	17	1	0				
Pct 1101 - VBM Reporting	48-4	106	21.90	62	38	6	0	68	32	6	0				
Pct 1102 - Election Day Reporting	87-3	94	10.77	70	15	9	0	54	31	9	0				
Pct 1102 - VBM Reporting	87-3	192	21.99	138	49	6	0	109	76	8	0				
Pct 1103 - Election Day Reporting	82-7	76	9.19	59	13	4	0	36	36	4	0				
Pct 1103 - VBM Reporting	82-7	215	26.00	149	56	11	0	126	74	16	0				
Pct 1104/1105 - Election Day Rep	81-7	65	7.96	44	15	6	0	39	19	7	0				
Pct 1104/1105 - VBM Reporting	81-7	155	18.97	115	32	8	0	89	54	12	0				
Pct 1106 - Election Day Reporting	68-1	43	6.31	33	6	4	0	22	16	5	0				
Pct 1106 - VBM Reporting	68-1	144	21.15	96	38	10	0	88	46	10	0				
Pct 1107 - Election Day Reporting	66-1	45	6.81	35	8	2	0	28	14	3	0				
Pct 1107 - VBM Reporting	66-1	124	18.76	92	23	10	0	76	38	11	0				
Pct 1108 - Election Day Reporting	82-7	57	6.89	44	8	5	0	32	20	5	0				
Pct 1108 - VBM Reporting	82-7	195	23.58	145	45	9	0	128	66	5	0				
Pct 1109 - Election Day Reporting	70-7	49	6.93	36	10	3	0	28	19	2	0				
Pct 1109 - VBM Reporting	70-7	164	23.20	90	55	16	0	94	39	28	0				
Pct 1111 - Election Day Reporting	85-9	66	7.68	40	23	3	0	41	24	1	0				
Pct 1111 - VBM Reporting	85-9	194	22.58	142	49	5	0	113	77	6	0				
Pct 1112 - Election Day Reporting	63-8	32	5.02	22	7	3	0	20	9	3	0				
Pct 1112 - VBM Reporting	63-8	124	19.44	78	34	12	0	61	50	13	0				
Pct 1113 - Election Day Reporting	62-2	28	4.50	18	7	3	0	18	8	2	0				
Pct 1113 - VBM Reporting	62-2	155	24.92	103	42	10	1	84	60	12	0				
Pct 1114 - Election Day Reporting	78-8	62	7.87	41	14	7	0	31	25	6	0				
Pct 1114 - VBM Reporting	78-8	161	20.43	120	29	12	0	101	44	16	0				
Pct 1115 - Election Day Reporting	76-0	39	4.34	17	15	0	0	15	16	1	0				
Pct 1115 - VBM Reporting	76-0	132	17.37	90	36	6	0	63	62	7	0				
Pct 1116 - Election Day Reporting	78-1	38	4.87	26	7	6	0	14	19	6	0				
Pct 1116 - VBM Reporting	78-1	167	21.38	116	39	10	1	75	76	15	0				
Pct 1117 - Election Day Reporting	71-1	51	7.17	33	14	5	0	23	20	3	0				
Pct 1117 - VBM Reporting	71-1	139	19.55	93	39	8	0	69	61	10	0				
Pct 1118 - Election Day Reporting	85-5	55	6.43	41	12	2	0	31	22	2	0				
Pct 1118 - VBM Reporting	85-5	178	20.82	124	42	12	0	103	55	20	0				
Pct 1119 - Election Day Reporting	67-6	34	5.03	28	5	2	0	25	9	1	0				
Pct 1119 - VBM Reporting	67-6	133	19.67	100	27	5	0	68	57	7	0				
Pct 1121 - Election Day Reporting	59-7	53	8.88	32	18	3	0	33	18	2	0				
Pct 1121 - VBM Reporting	59-7	136	22.78	81	54	3	0	70	61	7	0				
Pct 1122 - Election Day Reporting	54-1	33	6.10	27	4	2	0	19	11	3	0				
Pct 1122 - VBM Reporting	54-1	112	20.70	60	42	10	0	60	45	7	0				
Pct 1123 - Election Day Reporting	79-8	32	4.01	26	6	0	0	20	11	1	0				
Pct 1123 - VBM Reporting	79-8	108	13.53	70	33	6	0	57	43	9	0				
Pct 1124 - Election Day Reporting	67-3	40	5.94	32	6	2	0	12	20	8	0				
Pct 1124 - VBM Reporting	67-3	102	15.16	74	24	5	0	52	45	6	0				
Pct 1125 - Election Day Reporting	84-6	16	1.89	10	3	3	0	9	5	2	0				
Pct 1125 - VBM Reporting	84-6	174	20.57	121	42	11	0	95	65	13	1				
Pct 1126 - Election Day Reporting	78-9	29	3.68	19	9	1	0	17	11	1	0				
Pct 1126 - VBM Reporting	78-9	160	20.28	111	43	4	0	79	73	6	0				
Pct 1127 - Election Day Reporting	79-1	69	8.72	46	14	9	0	32	30	7	0				
Pct 1127 - VBM Reporting	79-1	164	20.73	101	50	13	0	97	55	12	0				
Pct 1128 - Election Day Reporting	71-9	40	5.56	29	12	1	0	29	11	2	0				
Pct 1128 - VBM Reporting	71-9	168	23.37	121	33	14	0	85	66	17	0				
Pct 1129 - Election Day Reporting	79-1	50	6.32	35	12	3	0	25	20	5	0				
Pct 1129 - VBM Reporting	79-1	165	20.86	116	36	12	0	98	48	18	0				
Pct 1131 - Election Day Reporting	70-2	32	4.56	23	6	3	0	17	11	4	0				
Pct 1131 - VBM Reporting	70-2	161	22.93	113	42	5	0	92	59	9	0				
Pct 1132 - Election Day Reporting	82-9	61	7.36	45	10	6	0	30	25	6	0				
Pct 1132 - VBM Reporting	82-9	191	23.04	129	50	10	0	114	61	14	0				
Pct 1133 - Election Day Reporting	76-9	37	4.81	21	13	3	0	19	15	3	0				



**THE CITY AND COUNTY OF SAN FRANCISCO Statement of Vote  
PRIMARY ELECTION JUNE 2014**

CITY/COUNTY OF SAN FRANCISCO															
	Registration	Ballots Cast	Turnout(%)	LOCAL MEASURE A				LOCAL MEASURE B							
				Yes	No	Under Vote	Over Vote	Yes	No	Under Vote	Over Vote				
Pct 1133 - VBM Reporting	769	191	24.84	141	40	10	0	104	75	12	0				
Pct 1134 - Election Day Reporting	688	48	6.98	38	6	3	0	30	14	2	1				
Pct 1134 - VBM Reporting	688	146	21.22	100	40	5	0	83	57	5	0				
Pct 1135 - Election Day Reporting	456	27	5.92	22	5	0	0	17	9	1	0				
Pct 1135 - VBM Reporting	456	121	26.54	82	37	3	0	70	45	7	0				
Pct 1136 - Election Day Reporting	707	30	4.24	21	8	1	0	18	10	2	0				
Pct 1136 - VBM Reporting	707	179	25.32	114	52	15	0	99	64	17	1				
Pct 1141 - Election Day Reporting	859	48	5.59	34	10	4	0	27	15	6	0				
Pct 1141 - VBM Reporting	859	204	23.75	148	50	9	0	134	64	9	0				
Pct 1142 - Election Day Reporting	793	48	6.05	36	8	4	0	22	19	7	0				
Pct 1142 - VBM Reporting	793	187	23.58	132	47	8	0	123	53	11	0				
Pct 1143 - Election Day Reporting	843	76	9.02	61	9	6	0	40	28	8	0				
Pct 1143 - VBM Reporting	843	186	22.06	134	40	13	0	112	61	14	0				
Pct 1144 - Election Day Reporting	751	58	7.72	42	12	4	0	34	21	3	0				
Pct 1144 - VBM Reporting	751	143	19.04	96	38	9	0	89	44	10	0				
Pct 1145 - Election Day Reporting	805	58	7.20	48	10	0	0	36	22	0	0				
Pct 1145 - VBM Reporting	805	205	25.47	155	40	11	0	112	82	12	0				
Pct 1146 - Election Day Reporting	826	56	6.78	47	6	3	0	24	25	7	0				
Pct 1146 - VBM Reporting	826	196	23.73	136	44	16	0	100	80	16	0				
Pct 1147 - Election Day Reporting	779	72	9.24	55	10	7	0	46	22	4	0				
Pct 1147 - VBM Reporting	779	179	22.98	114	47	18	0	110	50	19	0				
Pct 1148 - Election Day Reporting	798	60	7.52	43	11	6	0	35	19	6	0				
Pct 1148 - VBM Reporting	798	168	21.05	97	63	8	0	101	54	13	0				
Pct 1149 - Election Day Reporting	812	69	8.50	48	15	5	1	44	19	6	0				
Pct 1149 - VBM Reporting	812	164	20.20	102	57	5	0	106	49	9	0				
Pct 1151 MB - Election Day Repo	0	0	0.00	0	0	0	0	0	0	0	0				
Pct 1151 MB - VBM Reporting	0	0	0.00	0	0	0	0	0	0	0	0				
Pct 1152 - Election Day Reporting	764	66	8.64	42	19	5	0	34	27	5	0				
Pct 1152 - VBM Reporting	764	181	23.69	119	54	9	0	108	54	20	0				
Pct 1153 - Election Day Reporting	788	65	8.25	36	24	5	0	37	21	7	0				
Pct 1153 - VBM Reporting	788	154	19.54	101	47	6	0	90	56	8	0				
Pct 1154 MB - Election Day Repo	0	0	0.00	0	0	0	0	0	0	0	0				
Pct 1154 MB - VBM Reporting	0	0	0.00	0	0	0	0	0	0	0	0				
Pct 7001 - Election Day Reporting	641	42	6.55	26	13	3	0	30	9	3	0				
Pct 7001 - VBM Reporting	641	105	16.38	73	19	13	0	52	40	13	0				
Pct 7002 - Election Day Reporting	820	52	6.34	43	7	2	0	34	16	2	0				
Pct 7002 - VBM Reporting	820	167	20.37	108	52	7	0	84	71	11	1				
Pct 7003 - Election Day Reporting	792	105	13.26	77	21	7	0	70	30	5	0				
Pct 7003 - VBM Reporting	792	162	20.45	135	18	11	0	100	52	11	1				
Pct 7004 - Election Day Reporting	784	81	10.33	65	13	3	0	48	30	3	0				
Pct 7004 - VBM Reporting	784	150	19.13	116	18	16	0	83	53	14	0				
Pct 7005 - Election Day Reporting	776	99	12.76	86	10	3	0	66	32	1	0				
Pct 7005 - VBM Reporting	776	149	19.20	114	28	8	0	103	41	6	0				
Pct 7006 - Election Day Reporting	825	91	11.03	71	15	5	0	62	26	3	0				
Pct 7006 - VBM Reporting	825	152	18.42	118	27	8	0	79	66	8	0				
Pct 7007 - Election Day Reporting	897	96	10.70	71	21	4	0	55	36	5	0				
Pct 7007 - VBM Reporting	897	189	21.07	147	31	12	0	111	72	6	1				
Pct 7008 - Election Day Reporting	787	122	15.50	92	20	10	0	71	46	4	1				
Pct 7008 - VBM Reporting	787	206	26.18	154	42	10	0	137	63	6	0				
Pct 7009 - Election Day Reporting	805	53	6.58	39	13	1	0	35	18	0	0				
Pct 7009 - VBM Reporting	805	185	22.98	136	45	4	0	108	73	4	0				
Pct 7011 - Election Day Reporting	876	50	5.71	43	7	0	0	31	17	2	0				
Pct 7011 - VBM Reporting	876	117	13.36	91	21	8	0	74	38	8	0				
Pct 7012 - Election Day Reporting	908	102	11.23	80	17	5	0	63	34	5	0				
Pct 7012 - VBM Reporting	908	169	18.61	136	25	10	0	102	60	9	0				
Pct 7013 - Election Day Reporting	554	44	7.94	38	5	1	0	24	20	0	0				
Pct 7013 - VBM Reporting	554	100	18.05	87	11	4	0	54	46	2	0				

**THE CITY AND COUNTY OF SAN FRANCISCO Statement of Vote  
PRIMARY ELECTION JUNE 2014**

CITY/COUNTY OF SAN FRANCISCO															
	Registration	Ballots Cast	Turnout (%)	LOCAL MEASURE A				LOCAL MEASURE B							
				Yes	No	Under Vote	Over Vote	Yes	No	Under Vote	Over Vote				
Pct 7014 - Election Day Reporting	940	78	8.30	66	8	4	0	50	26	2	0				
Pct 7014 - VBM Reporting	940	168	17.87	134	26	10	0	90	70	9	1				
Pct 7015 MB - Election Day Repo	66	0	0.00	0	0	0	0	0	0	0	0				
Pct 7015 MB - VBM Reporting	66	13	19.70	8	5	0	0	7	6	0	0				
Pct 7016 - Election Day Reporting	787	40	5.08	32	7	1	0	24	15	1	0				
Pct 7016 - VBM Reporting	787	141	17.92	102	29	10	0	70	58	13	0				
Pct 7017 - Election Day Reporting	676	17	2.51	15	1	1	0	11	4	2	0				
Pct 7017 - VBM Reporting	676	94	13.91	70	17	7	0	50	37	7	0				
Pct 7018 - Election Day Reporting	840	43	5.00	31	8	3	0	30	10	2	0				
Pct 7018 - VBM Reporting	840	242	28.81	181	49	13	0	108	115	20	0				
Pct 7019 - Election Day Reporting	861	45	5.23	33	10	2	0	25	17	3	0				
Pct 7019 - VBM Reporting	861	222	25.78	148	49	25	0	122	77	23	0				
Pct 7021 - Election Day Reporting	841	58	6.90	47	6	5	0	29	23	6	0				
Pct 7021 - VBM Reporting	841	143	17.00	110	21	12	0	76	56	11	0				
Pct 7022 - Election Day Reporting	888	45	5.07	38	6	1	0	24	20	1	0				
Pct 7022 - VBM Reporting	888	152	17.12	107	35	12	0	87	54	13	0				
Pct 7023 - Election Day Reporting	823	40	4.86	31	6	3	0	23	14	3	0				
Pct 7023 - VBM Reporting	823	168	20.41	123	35	10	0	87	67	14	0				
Pct 7024 - Election Day Reporting	263	3	1.14	1	1	1	0	1	1	1	0				
Pct 7024 - VBM Reporting	263	13	4.94	10	3	0	0	9	4	0	0				
Pct 7025 - Election Day Reporting	417	18	4.32	14	3	1	0	11	6	1	0				
Pct 7025 - VBM Reporting	417	32	7.67	25	4	3	0	17	11	4	0				
Pct 7026 - Election Day Reporting	837	46	5.50	28	13	5	0	21	22	3	0				
Pct 7026 - VBM Reporting	837	235	28.09	152	70	10	2	127	91	16	0				
Pct 7027 - Election Day Reporting	775	53	6.84	39	8	6	0	20	27	6	0				
Pct 7027 - VBM Reporting	775	147	18.97	107	33	7	0	69	67	11	0				
Pct 7028 - Election Day Reporting	762	32	4.20	26	6	0	0	19	13	0	0				
Pct 7028 - VBM Reporting	762	91	11.94	72	13	8	0	43	46	4	0				
Pct 7029 - Election Day Reporting	802	27	3.37	21	2	4	0	17	6	4	0				
Pct 7029 - VBM Reporting	802	105	13.09	76	27	5	0	56	47	5	0				
Pct 7030 - Election Day Reporting	669	36	5.38	20	15	1	0	19	17	0	0				
Pct 7030 - VBM Reporting	669	180	26.91	104	68	8	0	94	76	10	0				
Pct 7031 - Election Day Reporting	358	12	3.35	8	1	3	0	8	1	3	0				
Pct 7031 - VBM Reporting	358	121	33.80	77	33	12	0	67	44	11	0				
Pct 7032 - Election Day Reporting	799	49	6.13	37	3	8	0	17	23	8	0				
Pct 7032 - VBM Reporting	799	151	18.90	119	21	11	0	79	58	14	0				
Pct 7033 - Election Day Reporting	706	47	6.66	33	10	5	0	24	18	6	0				
Pct 7033 - VBM Reporting	706	101	14.31	81	14	6	0	42	56	2	1				
Pct 7034 - Election Day Reporting	767	13	1.69	11	1	1	0	6	6	1	0				
Pct 7034 - VBM Reporting	767	59	7.69	45	10	4	0	31	27	2	0				
Pct 7035 - Election Day Reporting	311	23	7.40	23	0	0	0	16	7	0	0				
Pct 7035 - VBM Reporting	311	41	13.18	30	10	2	0	18	20	3	1				
Pct 7036 - Election Day Reporting	813	25	3.08	21	5	1	0	18	7	2	0				
Pct 7036 - VBM Reporting	813	171	21.03	118	45	8	0	96	63	12	0				
Pct 7037 - Election Day Reporting	687	15	2.18	12	3	0	0	8	6	1	0				
Pct 7037 - VBM Reporting	687	41	5.97	20	12	8	0	20	14	6	0				
Pct 7038 - Election Day Reporting	807	14	1.73	7	3	4	0	6	3	5	0				
Pct 7038 - VBM Reporting	807	171	21.19	111	51	9	0	97	63	11	0				
Pct 7039 - Election Day Reporting	705	58	8.23	36	20	2	0	33	21	4	0				
Pct 7039 - VBM Reporting	705	141	20.00	87	43	12	0	70	55	17	0				
Pct 7041 MB - Election Day Repo	53	0	0.00	0	0	0	0	0	0	0	0				
Pct 7041 MB - VBM Reporting	53	14	26.42	6	7	1	0	9	4	1	0				
Pct 7042 - Election Day Reporting	586	24	4.10	22	1	1	0	12	10	2	0				
Pct 7042 - VBM Reporting	586	130	22.18	83	37	10	0	64	59	7	0				
Pct 7043 - Election Day Reporting	765	23	3.01	17	5	1	0	14	9	0	0				
Pct 7043 - VBM Reporting	765	152	19.87	115	31	7	0	90	54	9	0				
Pct 7044 - Election Day Reporting	754	27	3.58	18	3	6	0	8	13	6	0				

**THE CITY AND COUNTY OF SAN FRANCISCO Statement of Vote  
PRIMARY ELECTION JUNE 2014**

CITY/COUNTY OF SAN FRANCISCO															
	Registration	Ballots Cast	Turnout (%)	LOCAL MEASURE A				LOCAL MEASURE B							
				Yes	No	Under Vote	Over Vote	Yes	No	Under Vote	Over Vote				
Pct 7044 - VBM Reporting	754	61	8.09	40	17	4	0	35	20	6	0				
Pct 7045 - Election Day Reporting	692	42	6.07	24	13	5	0	20	15	7	0				
Pct 7045 - VBM Reporting	692	181	26.16	116	49	16	0	95	67	19	0				
Pct 7046 - Election Day Reporting	389	25	6.43	19	5	1	0	16	8	1	0				
Pct 7046 - VBM Reporting	389	95	24.42	61	30	4	0	58	31	6	0				
Pct 7047 - Election Day Reporting	744	45	6.05	28	12	5	0	28	13	4	0				
Pct 7047 - VBM Reporting	744	199	26.75	139	49	11	0	112	70	17	0				
Pct 7048 - Election Day Reporting	725	40	5.52	24	10	6	0	12	22	6	0				
Pct 7048 - VBM Reporting	725	128	17.79	90	32	8	0	65	58	7	0				
Pct 7049 - Election Day Reporting	724	37	5.11	26	7	4	0	10	22	5	0				
Pct 7049 - VBM Reporting	724	156	21.55	89	54	13	0	66	71	19	0				
Pct 7051 - Election Day Reporting	771	29	3.76	20	5	4	0	15	8	6	0				
Pct 7051 - VBM Reporting	771	199	25.81	113	71	15	0	112	73	14	0				
Pct 7052 - Election Day Reporting	749	47	6.28	34	10	3	0	29	15	3	0				
Pct 7052 - VBM Reporting	749	156	20.83	109	37	12	0	95	48	15	0				
Pct 7053 - Election Day Reporting	400	13	3.25	11	1	1	0	7	5	1	0				
Pct 7053 - VBM Reporting	400	117	29.25	91	18	9	0	67	45	6	0				
Pct 7054 - Election Day Reporting	770	39	5.06	27	7	5	0	12	22	5	0				
Pct 7054 - VBM Reporting	770	119	15.45	97	16	6	0	57	50	12	0				
Pct 7101 MB - Election Day Reporting	118	2	1.69	1	0	1	0	1	0	1	0				
Pct 7101 MB - VBM Reporting	118	28	23.73	22	4	2	0	15	11	2	0				
Pct 7201 - Election Day Reporting	823	69	8.39	53	13	3	0	43	25	1	0				
Pct 7201 - VBM Reporting	823	169	20.53	132	30	9	0	108	54	9	0				
Pct 7202 - Election Day Reporting	773	76	9.83	59	14	2	1	49	25	2	0				
Pct 7202 - VBM Reporting	773	178	23.03	116	54	6	0	104	66	6	0				
Pct 7203 - Election Day Reporting	779	65	8.34	47	14	4	0	41	22	2	0				
Pct 7203 - VBM Reporting	779	122	15.66	93	23	6	0	69	45	8	0				
Pct 7204 - Election Day Reporting	806	64	7.94	48	13	3	0	33	27	3	1				
Pct 7204 - VBM Reporting	806	206	25.56	158	40	10	0	117	79	12	0				
Pct 7205 - Election Day Reporting	814	81	9.95	59	16	6	0	47	31	3	0				
Pct 7205 - VBM Reporting	814	228	28.01	175	42	11	0	133	83	12	0				
Pct 7206 - Election Day Reporting	338	33	9.76	26	6	1	0	18	14	1	0				
Pct 7206 - VBM Reporting	338	51	15.09	38	10	2	1	31	17	3	0				
Pct 7207 - Election Day Reporting	546	32	5.86	28	3	1	0	16	11	5	0				
Pct 7207 - VBM Reporting	546	102	18.68	72	24	6	0	52	43	7	0				
Pct 7208 - Election Day Reporting	525	33	6.29	26	4	3	0	20	12	1	0				
Pct 7208 - VBM Reporting	525	133	25.33	101	21	13	0	58	64	13	0				
Pct 7209 - Election Day Reporting	476	36	7.56	32	3	1	0	11	24	1	0				
Pct 7209 - VBM Reporting	476	186	39.08	158	13	15	0	75	98	13	0				
Pct 7301 - Election Day Reporting	838	63	7.52	53	7	3	0	36	22	5	0				
Pct 7301 - VBM Reporting	838	178	21.24	118	43	18	0	78	76	25	0				
Pct 7302 - Election Day Reporting	722	77	10.66	50	18	8	0	34	36	6	0				
Pct 7302 - VBM Reporting	722	263	36.43	202	51	11	0	146	105	13	0				
Pct 7303 - Election Day Reporting	839	96	10.25	75	8	3	0	46	36	4	0				
Pct 7303 - VBM Reporting	839	165	20.14	113	46	8	0	99	61	7	0				
Pct 7304 - Election Day Reporting	856	91	10.63	64	23	4	0	63	27	1	0				
Pct 7304 - VBM Reporting	856	197	21.85	148	30	14	0	106	71	14	1				
Pct 7305 - Election Day Reporting	782	96	12.53	70	22	6	0	63	32	3	0				
Pct 7305 - VBM Reporting	782	199	25.45	140	47	14	0	114	78	9	0				
Pct 7306 - Election Day Reporting	880	75	8.52	56	12	7	0	37	31	7	0				
Pct 7306 - VBM Reporting	880	176	20.23	133	39	7	0	110	62	7	0				
Pct 7307 - Election Day Reporting	673	65	9.66	53	11	1	0	41	23	1	0				
Pct 7307 - VBM Reporting	673	151	22.44	117	28	10	0	86	62	7	0				
Pct 7308 - Election Day Reporting	533	56	11.07	42	12	5	0	44	15	0	0				
Pct 7308 - VBM Reporting	533	156	29.64	115	37	7	0	99	56	4	0				
Pct 7309 - Election Day Reporting	738	70	9.49	53	12	5	0	48	19	3	0				
Pct 7309 - VBM Reporting	738	99	13.41	73	22	4	0	60	34	5	0				

**THE CITY AND COUNTY OF SAN FRANCISCO Statement of Vote  
PRIMARY ELECTION JUNE 2014**

CITY/COUNTY OF SAN FRANCISCO															
	Registration	Ballots Cast	Turnout(%)	LOCAL MEASURE A				LOCAL MEASURE B							
				Yes	No	Under Vote	Over Vote	Yes	No	Under Vote	Over Vote				
Pct 7311 - Election Day Reporting	795	66	8.30	51	13	2	0	44	21	1	0				
Pct 7311 - VBM Reporting	795	151	18.99	120	24	7	0	89	54	8	0				
Pct 7312 - Election Day Reporting	809	74	9.15	58	13	3	0	43	29	2	0				
Pct 7312 - VBM Reporting	809	242	29.91	174	56	10	1	117	112	11	1				
Pct 7313 - Election Day Reporting	768	72	9.38	52	15	5	0	54	16	2	0				
Pct 7313 - VBM Reporting	768	187	24.35	132	36	20	0	119	54	15	0				
Pct 7314 - Election Day Reporting	614	43	7.00	28	9	6	0	28	10	5	0				
Pct 7314 - VBM Reporting	614	142	23.13	106	19	20	0	76	43	26	0				
Pct 7315 - Election Day Reporting	629	55	8.74	40	11	4	0	39	15	1	0				
Pct 7315 - VBM Reporting	629	110	17.49	78	23	10	0	65	34	12	0				
Pct 7316 - Election Day Reporting	721	54	7.49	45	5	4	0	35	17	2	0				
Pct 7316 - VBM Reporting	721	160	22.19	122	36	6	0	97	59	8	0				
Pct 7317 - Election Day Reporting	823	80	9.72	63	14	3	0	50	27	3	0				
Pct 7317 - VBM Reporting	823	242	29.40	186	41	18	0	135	98	12	0				
Pct 7318 - Election Day Reporting	653	61	9.34	43	16	2	0	35	24	2	0				
Pct 7318 - VBM Reporting	653	162	24.81	110	38	14	0	100	43	19	0				
Pct 7319 - Election Day Reporting	856	50	5.84	38	9	3	0	35	11	4	0				
Pct 7319 - VBM Reporting	856	157	18.34	114	32	11	0	85	63	9	0				
Pct 7321 - Election Day Reporting	580	46	7.93	34	11	1	0	21	21	4	0				
Pct 7321 - VBM Reporting	580	131	22.59	100	24	6	0	72	51	7	0				
Pct 7322 - Election Day Reporting	743	34	4.58	22	5	9	0	15	14	7	0				
Pct 7322 - VBM Reporting	743	224	30.15	167	36	24	0	120	66	39	0				
Pct 7323 - Election Day Reporting	664	71	10.69	49	18	4	0	43	25	3	0				
Pct 7323 - VBM Reporting	664	121	18.22	95	18	9	0	73	40	9	0				
Pct 7324 - Election Day Reporting	656	46	7.01	35	7	4	0	24	15	7	0				
Pct 7324 - VBM Reporting	656	120	18.29	86	22	12	0	56	50	14	0				
Pct 7325 - Election Day Reporting	774	69	8.91	51	14	4	0	40	26	3	0				
Pct 7325 - VBM Reporting	774	134	17.31	95	21	18	0	65	50	19	0				
Pct 7326 - Election Day Reporting	736	63	8.56	42	12	9	0	34	24	5	0				
Pct 7326 - VBM Reporting	736	157	21.33	110	28	18	0	77	62	17	0				
Pct 7327 - Election Day Reporting	546	33	6.04	19	8	6	0	16	9	8	0				
Pct 7327 - VBM Reporting	546	156	28.57	96	24	37	0	73	43	41	0				
Pct 7328 - Election Day Reporting	730	38	4.93	19	4	13	0	14	12	10	0				
Pct 7328 - VBM Reporting	730	230	31.51	174	28	29	1	126	64	41	1				
Pct 7329 - Election Day Reporting	418	31	7.42	20	9	2	0	18	12	1	0				
Pct 7329 - VBM Reporting	418	125	29.90	82	28	17	0	73	40	14	0				
Pct 7331 - Election Day Reporting	798	115	14.41	87	16	12	0	83	26	6	0				
Pct 7331 - VBM Reporting	798	296	37.09	238	39	20	0	215	68	14	0				
Pct 7332 - Election Day Reporting	710	64	9.01	45	12	7	0	39	20	5	0				
Pct 7332 - VBM Reporting	710	117	16.48	77	26	12	1	67	30	19	0				
Pct 7333 - Election Day Reporting	845	75	8.88	51	22	2	0	42	30	3	0				
Pct 7333 - VBM Reporting	845	165	19.53	118	34	15	0	64	86	16	1				
Pct 7334 - Election Day Reporting	797	68	8.53	55	10	3	0	40	24	4	0				
Pct 7334 - VBM Reporting	797	150	18.82	116	29	6	0	89	57	5	0				
Pct 7335 - Election Day Reporting	821	69	8.40	54	8	7	0	40	26	3	0				
Pct 7335 - VBM Reporting	821	186	22.66	141	32	14	0	105	71	11	0				
Pct 7336 - Election Day Reporting	818	58	8.31	47	19	2	0	40	25	3	0				
Pct 7336 - VBM Reporting	818	201	24.57	144	49	8	1	121	75	6	0				
Pct 7337 - Election Day Reporting	745	56	7.92	46	12	1	0	30	26	3	0				
Pct 7337 - VBM Reporting	745	200	26.85	147	40	15	0	98	89	15	0				
Pct 7338 - Election Day Reporting	797	40	5.02	23	8	9	0	12	19	9	0				
Pct 7338 - VBM Reporting	797	255	31.99	188	40	29	0	139	77	41	0				
Pct 7339 - Election Day Reporting	531	52	9.79	32	18	2	0	28	22	2	0				
Pct 7339 - VBM Reporting	531	118	22.22	90	17	11	0	58	44	16	0				
Pct 7341 - Election Day Reporting	721	64	8.88	49	11	4	0	39	23	2	0				
Pct 7341 - VBM Reporting	721	138	19.14	111	19	9	0	84	45	10	0				
Pct 7342 - Election Day Reporting	819	113	13.80	94	11	8	0	74	30	9	0				

**THE CITY AND COUNTY OF SAN FRANCISCO Statement of Vote  
PRIMARY ELECTION JUNE 2014**

CITY/COUNTY OF SAN FRANCISCO														
	Registration	Ballots Cast	Turnout (%)	LOCAL MEASURE A				LOCAL MEASURE B						
				Yes	No	Under Vote	Over Vote	Yes	No	Under Vote	Over Vote			
Pct 7342 - VBM Reporting	819	135	16.48	91	30	16	0	76	47	14	0			
Pct 7343 - Election Day Reporting	588	68	11.56	60	6	2	0	47	18	3	0			
Pct 7343 - VBM Reporting	588	83	14.12	64	12	6	0	49	24	9	0			
Pct 7344 - Election Day Reporting	941	89	9.46	72	15	2	0	57	27	5	0			
Pct 7344 - VBM Reporting	941	179	19.02	134	30	15	0	102	64	13	0			
Pct 7345 - Election Day Reporting	847	61	7.20	46	13	2	0	39	21	1	0			
Pct 7345 - VBM Reporting	847	127	14.99	100	22	5	0	84	40	3	0			
Pct 7346 - Election Day Reporting	759	77	10.14	63	13	1	0	44	28	5	0			
Pct 7346 - VBM Reporting	759	103	13.57	79	20	5	0	70	28	6	0			
Pct 7347 - Election Day Reporting	830	60	7.23	48	7	5	0	36	22	2	0			
Pct 7347 - VBM Reporting	830	125	15.54	103	18	8	0	80	44	5	0			
Pct 7348 - Election Day Reporting	754	68	9.02	54	9	5	0	43	20	5	0			
Pct 7348 - VBM Reporting	754	134	17.77	105	16	13	0	71	49	14	0			
Pct 7349 - Election Day Reporting	773	76	9.83	58	14	4	0	48	20	8	0			
Pct 7349 - VBM Reporting	773	156	20.18	123	25	9	0	80	65	12	0			
Pct 7501 - Election Day Reporting	486	58	11.93	48	8	2	0	24	34	0	0			
Pct 7501 - VBM Reporting	486	75	15.43	53	17	6	0	36	33	7	0			
Pct 7502 - Election Day Reporting	661	46	6.96	33	9	4	0	27	16	3	0			
Pct 7502 - VBM Reporting	661	127	19.21	87	30	11	0	72	42	13	1			
Pct 7503 - Election Day Reporting	687	53	7.71	35	9	9	0	26	20	7	0			
Pct 7503 - VBM Reporting	687	135	19.65	105	19	10	0	74	47	13	0			
Pct 7504 - Election Day Reporting	425	32	7.53	26	4	2	0	18	11	3	0			
Pct 7504 - VBM Reporting	425	101	23.76	74	19	6	0	52	44	3	0			
Pct 7505 - Election Day Reporting	798	91	11.40	75	12	5	0	44	44	4	0			
Pct 7505 - VBM Reporting	798	314	39.35	263	27	24	0	144	140	30	0			
Pct 7506 - Election Day Reporting	736	42	5.71	33	7	2	0	19	20	3	0			
Pct 7506 - VBM Reporting	736	127	17.26	103	11	12	0	64	49	13	0			
Pct 7507 - Election Day Reporting	866	64	7.39	54	5	5	0	46	13	5	0			
Pct 7507 - VBM Reporting	866	173	19.98	131	25	17	0	116	41	15	1			
Pct 7508 - Election Day Reporting	656	76	11.59	57	16	3	0	55	20	1	0			
Pct 7508 - VBM Reporting	656	220	33.54	164	41	16	0	121	82	18	0			
Pct 7509/7511 - Election Day Reporting	853	86	10.08	65	16	5	0	52	31	3	0			
Pct 7509/7511 - VBM Reporting	853	207	24.27	147	45	15	0	116	77	14	0			
Pct 7512 - Election Day Reporting	570	44	7.72	40	2	2	0	23	20	1	0			
Pct 7512 - VBM Reporting	570	119	20.88	94	15	10	0	60	47	12	0			
Pct 7513 - Election Day Reporting	699	72	10.30	53	9	10	0	38	25	9	0			
Pct 7513 - VBM Reporting	699	100	14.31	86	6	8	0	52	35	13	0			
Pct 7514 - Election Day Reporting	811	28	3.45	15	3	10	0	10	8	10	0			
Pct 7514 - VBM Reporting	811	165	20.35	131	18	16	0	91	51	23	0			
Pct 7515 - Election Day Reporting	774	68	8.79	57	6	4	0	37	26	4	0			
Pct 7515 - VBM Reporting	774	174	22.48	129	29	15	0	98	61	14	0			
Pct 7516 - Election Day Reporting	744	86	11.56	65	15	6	0	43	41	2	0			
Pct 7516 - VBM Reporting	744	221	29.70	167	38	17	0	128	75	19	0			
Pct 7517 - Election Day Reporting	822	86	10.46	76	6	4	0	58	22	6	0			
Pct 7517 - VBM Reporting	822	123	14.96	100	17	8	0	67	48	10	0			
Pct 7518 - Election Day Reporting	795	102	12.83	79	20	3	0	74	25	3	0			
Pct 7518 - VBM Reporting	795	131	16.48	98	22	11	0	72	49	10	0			
Pct 7519 - Election Day Reporting	693	60	8.66	52	7	1	0	34	24	2	0			
Pct 7519 - VBM Reporting	693	91	13.13	77	5	11	0	55	30	7	1			
Pct 7521 - Election Day Reporting	728	68	9.34	55	9	4	0	45	20	3	0			
Pct 7521 - VBM Reporting	728	112	15.38	101	6	7	0	55	51	8	0			
Pct 7522 - Election Day Reporting	771	69	8.95	61	7	1	0	52	16	1	0			
Pct 7522 - VBM Reporting	771	103	13.36	88	9	5	0	56	41	5	0			
Pct 7523 - Election Day Reporting	696	93	13.36	81	9	3	0	65	25	3	0			
Pct 7523 - VBM Reporting	696	95	13.65	73	16	6	0	65	34	6	0			
Pct 7524 - Election Day Reporting	580	57	9.83	45	6	5	0	34	19	3	0			
Pct 7524 - VBM Reporting	580	80	13.79	63	10	7	0	47	27	6	0			

**THE CITY AND COUNTY OF SAN FRANCISCO Statement of Vote  
PRIMARY ELECTION JUNE 2014**

CITY/COUNTY OF SAN FRANCISCO																
	Registration	Ballots Cast	Turnout (%)	LOCAL MEASURE A				LOCAL MEASURE B								
				Yes	No	Under Vote	Over Vote	Yes	No	Under Vote	Over Vote					
Pct 7525 - Election Day Reporting	780	59	7.56	51	3	5	0	37	20	2	0					
Pct 7525 - VBM Reporting	780	120	15.38	105	8	7	0	73	39	8	0					
Pct 7526 - Election Day Reporting	789	69	8.75	65	2	2	0	49	18	2	0					
Pct 7526 - VBM Reporting	789	135	17.11	113	13	9	0	71	55	9	0					
Pct 7527/7528 - Election Day Rep	679	80	11.78	66	8	6	0	42	31	7	0					
Pct 7527/7528 - VBM Reporting	679	131	19.29	101	14	16	0	59	54	18	0					
Pct 7529 - Election Day Reporting	812	84	10.34	64	16	4	0	51	30	3	0					
Pct 7529 - VBM Reporting	812	115	14.16	97	12	6	0	58	51	6	0					
Pct 7531 - Election Day Reporting	805	66	8.20	56	9	1	0	45	17	4	0					
Pct 7531 - VBM Reporting	805	91	11.30	75	12	5	0	52	36	4	0					
Pct 7532 - Election Day Reporting	639	65	10.17	49	12	4	0	44	17	4	0					
Pct 7532 - VBM Reporting	639	98	15.34	82	11	6	0	55	38	6	0					
Pct 7533 - Election Day Reporting	810	104	12.84	81	19	4	0	58	43	3	0					
Pct 7533 - VBM Reporting	810	97	11.98	77	14	5	1	64	30	3	0					
Pct 7534 - Election Day Reporting	762	86	11.29	68	13	5	0	53	32	1	0					
Pct 7534 - VBM Reporting	762	90	11.81	72	12	6	0	49	33	8	0					
Pct 7535 - Election Day Reporting	671	102	15.20	87	10	5	0	63	35	4	0					
Pct 7535 - VBM Reporting	671	90	13.41	67	17	7	0	54	28	9	0					
Pct 7536 - Election Day Reporting	749	91	12.15	70	13	8	0	66	20	5	0					
Pct 7536 - VBM Reporting	749	138	18.16	116	12	8	0	72	57	7	0					
Pct 7537 - Election Day Reporting	666	78	11.41	61	12	3	0	35	39	2	0					
Pct 7537 - VBM Reporting	666	108	16.22	87	14	7	0	60	43	5	0					
Pct 7538 - Election Day Reporting	728	96	13.19	80	13	3	0	60	34	2	0					
Pct 7538 - VBM Reporting	728	115	15.80	101	12	2	0	62	50	3	0					
Pct 7539 - Election Day Reporting	868	120	13.82	94	23	4	0	56	60	5	0					
Pct 7539 - VBM Reporting	868	118	13.59	97	13	8	0	54	57	7	0					
Pct 7541 - Election Day Reporting	732	79	10.79	63	12	4	0	51	27	1	0					
Pct 7541 - VBM Reporting	732	119	16.26	89	18	12	0	52	56	11	0					
Pct 7542 - Election Day Reporting	780	83	10.64	68	11	4	0	51	30	2	0					
Pct 7542 - VBM Reporting	780	118	15.13	95	18	5	0	71	41	6	0					
Pct 7543 - Election Day Reporting	845	69	8.17	56	10	3	0	33	33	3	0					
Pct 7543 - VBM Reporting	845	175	20.71	137	29	9	0	90	80	5	0					
Pct 7544 - Election Day Reporting	801	85	10.61	71	11	3	0	54	28	3	0					
Pct 7544 - VBM Reporting	801	138	17.23	112	17	9	0	68	63	6	1					
Pct 7545 - Election Day Reporting	779	82	10.53	73	7	2	0	48	31	3	0					
Pct 7545 - VBM Reporting	779	143	18.36	119	12	11	0	78	53	11	0					
Pct 7546 - Election Day Reporting	836	99	11.84	73	19	6	1	67	30	2	0					
Pct 7546 - VBM Reporting	836	141	16.87	113	19	9	0	83	51	7	0					
Pct 7547 - Election Day Reporting	885	83	9.38	69	8	6	0	52	26	5	0					
Pct 7547 - VBM Reporting	885	123	13.90	101	15	7	0	63	54	6	0					
Pct 7548 - Election Day Reporting	919	72	7.83	57	12	3	0	42	29	1	0					
Pct 7548 - VBM Reporting	919	168	18.28	136	18	14	0	99	60	8	1					
Pct 7549 - Election Day Reporting	734	80	10.90	62	15	3	0	50	27	3	0					
Pct 7549 - VBM Reporting	734	131	17.85	103	20	7	1	76	47	8	0					
Pct 7551 - Election Day Reporting	629	91	14.47	61	24	6	0	55	30	6	0					
Pct 7551 - VBM Reporting	629	99	15.74	88	6	4	1	56	41	2	0					
Pct 7552 - Election Day Reporting	659	88	13.35	77	8	3	0	42	45	1	0					
Pct 7552 - VBM Reporting	659	120	18.21	100	15	5	0	68	48	4	0					
Pct 7553 MB - Election Day Rep	154	3	1.95	2	1	0	0	3	0	0	0					
Pct 7553 MB - VBM Reporting	154	54	35.06	49	5	1	0	28	26	1	0					
Pct 7554 - Election Day Reporting	753	85	11.29	65	16	4	0	47	36	2	0					
Pct 7554 - VBM Reporting	753	167	22.18	143	18	6	0	94	68	5	0					
Pct 7555 - Election Day Reporting	834	113	13.55	100	11	1	0	61	49	2	0					
Pct 7555 - VBM Reporting	834	173	20.74	139	21	13	0	90	74	9	0					
Pct 7556/7557 - Election Day Rep	919	113	12.30	86	19	8	0	71	38	4	0					
Pct 7556/7557 - VBM Reporting	919	207	22.52	162	36	9	1	116	84	8	0					
Pct 7601 - Election Day Reporting	803	54	6.72	39	11	4	0	37	13	4	0					

THE CITY AND COUNTY OF SAN FRANCISCO Statement of Vote  
PRIMARY ELECTION JUNE 2014

CITY/COUNTY OF SAN FRANCISCO															
	Registration	Ballots Cast	Turnout (%)	LOCAL MEASURE A				LOCAL MEASURE B							
				Yes	No	Under Vote	Over Vote	Yes	No	Under Vote	Over Vote				
Pct 7601 - VBM Reporting	803	100	12.45	83	11	8	0	54	39	8	1				
Pct 7602 - Election Day Reporting	794	60	7.56	48	7	5	0	35	16	9	0				
Pct 7602 - VBM Reporting	794	115	14.48	95	11	8	0	71	35	8	0				
Pct 7603 - Election Day Reporting	713	70	9.82	60	8	1	1	59	12	5	0				
Pct 7603 - VBM Reporting	713	112	15.71	99	10	4	0	68	37	8	0				
Pct 7604 - Election Day Reporting	715	68	9.51	51	13	4	0	38	27	3	0				
Pct 7604 - VBM Reporting	715	117	16.36	89	21	5	0	71	37	7	0				
Pct 7605 - Election Day Reporting	696	54	7.76	42	5	7	0	21	22	11	0				
Pct 7605 - VBM Reporting	696	128	18.39	104	14	10	0	80	35	13	0				
Pct 7606 - Election Day Reporting	770	57	7.40	46	8	3	0	37	17	3	0				
Pct 7606 - VBM Reporting	770	109	14.16	83	19	8	0	70	31	9	0				
Pct 7607 - Election Day Reporting	836	57	6.82	43	6	9	0	34	19	5	0				
Pct 7607 - VBM Reporting	836	145	17.34	108	26	13	0	85	50	12	0				
Pct 7608 - Election Day Reporting	435	37	8.51	25	6	5	0	21	11	4	0				
Pct 7608 - VBM Reporting	435	83	19.08	68	11	3	0	45	28	9	0				
Pct 7609 - Election Day Reporting	839	57	6.79	45	7	5	0	38	10	9	0				
Pct 7609 - VBM Reporting	839	209	24.91	153	36	21	0	113	60	37	0				
Pct 7611 - Election Day Reporting	805	62	7.70	45	8	9	0	40	14	8	0				
Pct 7611 - VBM Reporting	805	146	18.14	112	16	19	0	89	38	20	0				
Pct 7612 - Election Day Reporting	598	50	8.36	27	14	9	0	27	13	10	0				
Pct 7612 - VBM Reporting	598	140	23.41	94	26	20	0	67	52	21	0				
Pct 7613 - Election Day Reporting	837	90	10.75	74	9	6	1	56	26	8	0				
Pct 7613 - VBM Reporting	837	151	18.04	122	16	13	0	83	53	15	0				
Pct 7614 - Election Day Reporting	895	50	5.59	35	11	4	0	35	11	4	0				
Pct 7614 - VBM Reporting	895	144	16.09	117	17	10	0	88	45	11	0				
Pct 7615 - Election Day Reporting	875	49	5.60	39	0	9	1	23	16	10	0				
Pct 7615 - VBM Reporting	875	139	15.89	103	23	13	0	81	45	13	0				
Pct 7616 - Election Day Reporting	461	35	7.59	30	4	1	0	21	12	2	0				
Pct 7616 - VBM Reporting	461	89	19.31	73	10	5	0	40	43	5	0				
Pct 7617 - Election Day Reporting	720	55	7.64	43	8	4	0	37	13	5	0				
Pct 7617 - VBM Reporting	720	150	20.83	119	18	12	0	92	45	12	0				
Pct 7618 - Election Day Reporting	789	64	8.11	55	9	0	0	38	23	3	0				
Pct 7618 - VBM Reporting	789	173	21.93	136	31	6	0	96	69	7	1				
Pct 7619 - Election Day Reporting	983	68	6.92	55	10	3	0	34	32	2	0				
Pct 7619 - VBM Reporting	983	186	18.92	147	29	11	0	96	75	16	0				
Pct 7621 - Election Day Reporting	864	53	6.13	46	6	1	0	32	19	2	0				
Pct 7621 - VBM Reporting	864	160	18.52	131	23	6	0	87	65	8	0				
Pct 7622 - Election Day Reporting	881	46	5.22	38	4	4	0	29	13	4	0				
Pct 7622 - VBM Reporting	881	133	15.10	119	8	5	0	80	43	9	0				
Pct 7623 - Election Day Reporting	766	25	3.26	23	2	2	0	13	12	2	0				
Pct 7623 - VBM Reporting	766	116	15.14	93	18	5	0	58	51	7	0				
Pct 7624 - Election Day Reporting	890	69	7.75	60	3	6	0	36	26	7	0				
Pct 7624 - VBM Reporting	890	131	14.72	114	15	4	0	77	47	9	0				
Pct 7625 - Election Day Reporting	842	67	7.96	57	7	3	0	31	22	14	0				
Pct 7625 - VBM Reporting	842	346	41.09	260	49	39	1	191	88	70	0				
Pct 7626 - Election Day Reporting	898	56	6.24	47	9	0	0	25	31	0	0				
Pct 7626 - VBM Reporting	898	183	20.38	137	39	6	0	67	105	10	0				
Pct 7627 - Election Day Reporting	944	48	5.08	38	8	2	0	26	21	1	0				
Pct 7627 - VBM Reporting	944	185	20.02	152	30	7	0	75	106	8	0				
Pct 7628 - Election Day Reporting	864	68	7.87	56	9	3	0	48	20	0	0				
Pct 7628 - VBM Reporting	864	141	16.32	107	25	9	0	69	65	7	0				
Pct 7629 - Election Day Reporting	711	33	4.64	27	5	1	0	18	13	2	0				
Pct 7629 - VBM Reporting	711	110	15.47	82	19	8	0	49	49	11	0				
Pct 7631 - Election Day Reporting	761	46	6.04	37	9	0	0	25	21	0	0				
Pct 7631 - VBM Reporting	761	156	20.50	124	24	8	0	58	89	9	0				
Pct 7632 - Election Day Reporting	646	33	5.11	28	4	1	0	17	15	1	0				
Pct 7632 - VBM Reporting	646	117	18.11	89	18	11	0	60	47	11	0				

**THE CITY AND COUNTY OF SAN FRANCISCO Statement of Vote  
PRIMARY ELECTION JUNE 2014**

CITY/COUNTY OF SAN FRANCISCO														
	Registration	Ballots Cast	Turnout(%)	LOCAL MEASURE A				LOCAL MEASURE B						
				Yes	No	Under Vote	Over Vote	Yes	No	Under Vote	Over Vote			
Pct 7633 - Election Day Reporting	627	44	7.02	32	8	4	0	16	25	3	0			
Pct 7633 - VBM Reporting	627	189	30.14	148	27	14	0	108	63	20	0			
Pct 7634 - Election Day Reporting	854	56	6.56	46	5	5	0	21	30	5	0			
Pct 7634 - VBM Reporting	854	209	24.47	169	22	18	0	103	81	25	0			
Pct 7635 - Election Day Reporting	689	26	3.77	24	4	0	0	12	15	1	0			
Pct 7635 - VBM Reporting	689	119	17.13	85	26	8	0	51	59	9	0			
Pct 7636 - Election Day Reporting	858	56	6.53	34	17	5	0	25	29	2	0			
Pct 7636 - VBM Reporting	858	126	14.69	90	32	8	0	58	64	8	0			
Pct 7637 - Election Day Reporting	915	49	5.36	34	11	4	0	31	13	5	0			
Pct 7637 - VBM Reporting	915	202	22.08	146	38	19	0	99	88	16	0			
Pct 7638 - Election Day Reporting	879	45	5.12	34	9	3	0	26	17	3	0			
Pct 7638 - VBM Reporting	879	248	28.21	179	54	18	0	137	100	14	0			
Pct 7639 - Election Day Reporting	821	52	6.33	37	11	4	0	18	30	4	0			
Pct 7639 - VBM Reporting	821	172	20.95	121	41	11	0	74	86	13	0			
Pct 7641 - Election Day Reporting	847	62	7.32	46	10	6	0	42	15	5	0			
Pct 7641 - VBM Reporting	847	211	24.91	166	31	14	0	118	77	15	1			
Pct 7642 - Election Day Reporting	863	49	5.68	35	9	5	0	28	17	4	0			
Pct 7642 - VBM Reporting	863	352	40.79	226	30	96	0	173	86	82	1			
Pct 7643 - Election Day Reporting	777	44	5.66	32	10	2	0	22	19	3	0			
Pct 7643 - VBM Reporting	777	206	26.51	153	42	11	0	105	93	8	0			
Pct 7644 - Election Day Reporting	864	45	5.21	29	14	2	0	20	23	2	0			
Pct 7644 - VBM Reporting	864	135	15.39	99	30	5	0	61	66	7	0			
Pct 7645 - Election Day Reporting	577	34	5.89	23	6	5	0	26	7	1	0			
Pct 7645 - VBM Reporting	577	163	28.25	119	37	8	0	111	45	8	0			
Pct 7646 - Election Day Reporting	880	47	5.34	39	4	4	0	22	25	0	0			
Pct 7646 - VBM Reporting	880	174	19.77	128	39	7	0	79	89	5	1			
Pct 7647 - Election Day Reporting	835	40	4.79	32	5	4	0	29	8	4	0			
Pct 7647 - VBM Reporting	835	89	10.66	75	7	9	0	44	37	10	0			
Pct 7648 MB - Election Day Repo	85	1	1.18	0	1	0	0	0	1	0	0			
Pct 7648 MB - VBM Reporting	85	20	23.53	15	5	0	0	10	10	0	0			
Pct 7701 - Election Day Reporting	881	99	11.24	77	17	5	0	46	48	5	0			
Pct 7701 - VBM Reporting	881	205	23.27	152	45	9	0	95	101	10	0			
Pct 7702 - Election Day Reporting	678	69	10.18	48	16	5	0	37	29	3	0			
Pct 7702 - VBM Reporting	678	196	28.91	148	42	7	0	106	85	6	0			
Pct 7703 MB - Election Day Repo	146	1	0.68	1	0	0	0	0	1	0	0			
Pct 7703 MB - VBM Reporting	146	38	26.03	31	4	3	0	18	12	8	0			
Pct 7704 - Election Day Reporting	887	87	9.81	56	26	5	0	42	39	6	0			
Pct 7704 - VBM Reporting	887	277	31.23	184	69	29	0	149	104	29	0			
Pct 7705 - Election Day Reporting	509	70	13.75	44	23	3	0	37	30	3	0			
Pct 7705 - VBM Reporting	509	144	28.29	102	39	4	0	88	51	5	1			
Pct 7706 - Election Day Reporting	785	114	14.52	71	36	7	0	59	47	8	0			
Pct 7706 - VBM Reporting	785	206	26.24	151	47	11	0	106	94	9	0			
Pct 7707 - Election Day Reporting	779	111	14.25	77	30	4	0	56	50	5	0			
Pct 7707 - VBM Reporting	779	229	29.40	169	48	13	0	131	88	11	0			
Pct 7708 - Election Day Reporting	819	92	11.23	70	20	2	0	57	31	4	0			
Pct 7708 - VBM Reporting	819	235	28.69	182	38	16	0	141	79	16	0			
Pct 7709 - Election Day Reporting	325	48	14.77	39	8	1	0	30	16	2	0			
Pct 7709 - VBM Reporting	325	90	27.69	63	19	8	0	56	29	5	0			
Pct 7711 - Election Day Reporting	713	94	13.18	73	17	4	0	57	33	4	0			
Pct 7711 - VBM Reporting	713	188	26.37	141	36	12	0	98	79	12	0			
Pct 7712 - Election Day Reporting	490	66	13.47	49	15	2	0	32	32	2	0			
Pct 7712 - VBM Reporting	490	120	24.49	90	21	10	0	63	50	8	0			
Pct 7801 - Election Day Reporting	904	118	13.05	96	18	4	0	65	49	4	0			
Pct 7801 - VBM Reporting	904	230	25.44	183	33	16	0	82	136	14	0			
Pct 7802 - Election Day Reporting	713	100	14.03	75	22	3	0	60	36	4	0			
Pct 7802 - VBM Reporting	713	174	24.40	134	28	12	0	89	75	10	0			
Pct 7803 - Election Day Reporting	774	77	9.95	63	11	3	0	42	32	3	0			



**THE CITY AND COUNTY OF SAN FRANCISCO Statement of Vote  
PRIMARY ELECTION JUNE 2014**

CITY/COUNTY OF SAN FRANCISCO													
	Registration	Balls Cast	Turnout(%)	LOCAL MEASURE A				LOCAL MEASURE B					
				Yes	No	Under Vote	Over Vote	Yes	No	Under Vote	Over Vote		
Pct 7803 - VBM Reporting	774	261	33.72	210	34	13	1	126	118	13	1		
Pct 7804 - Election Day Reporting	833	114	13.69	85	21	8	0	56	54	4	0		
Pct 7804 - VBM Reporting	833	220	26.41	177	25	13	0	110	94	11	0		
Pct 7805 - Election Day Reporting	803	94	11.71	80	9	5	0	55	36	3	0		
Pct 7805 - VBM Reporting	803	183	22.67	148	25	11	0	94	79	11	0		
Pct 7805 - Election Day Reporting	677	81	11.96	68	8	5	0	53	26	2	0		
Pct 7806 - VBM Reporting	677	126	18.61	104	18	4	0	64	57	5	0		
Pct 7807 - Election Day Reporting	672	103	15.33	92	9	2	0	64	38	1	0		
Pct 7807 - VBM Reporting	672	106	15.77	90	12	5	0	48	54	5	0		
Pct 7808 - Election Day Reporting	644	93	14.29	76	13	3	0	47	44	1	0		
Pct 7808 - VBM Reporting	644	123	19.41	99	13	6	0	63	50	5	0		
Pct 7809 - Election Day Reporting	809	104	12.86	87	11	5	1	62	35	7	0		
Pct 7809 - VBM Reporting	809	163	20.15	125	25	9	0	85	65	9	0		
Pct 7811 - Election Day Reporting	692	85	12.28	68	15	2	0	55	27	3	0		
Pct 7811 - VBM Reporting	692	126	18.21	109	10	7	0	72	48	6	0		
Pct 7812 - Election Day Reporting	798	106	13.28	78	21	9	0	56	43	9	0		
Pct 7812 - VBM Reporting	798	163	20.43	125	23	15	0	68	76	19	0		
Pct 7813 - Election Day Reporting	880	118	13.41	103	11	4	0	69	43	6	0		
Pct 7813 - VBM Reporting	880	195	22.16	157	28	9	0	111	73	10	0		
Pct 7814 - Election Day Reporting	792	73	9.22	56	12	5	0	44	26	3	0		
Pct 7814 - VBM Reporting	792	103	13.01	75	17	12	1	55	40	9	1		
Pct 7815 - Election Day Reporting	847	102	12.04	83	16	3	0	56	44	2	0		
Pct 7815 - VBM Reporting	847	226	26.68	180	29	10	0	121	84	14	0		
Pct 7816 - Election Day Reporting	832	95	11.42	79	14	2	0	48	44	3	0		
Pct 7816 - VBM Reporting	832	250	30.05	190	46	12	0	120	118	10	0		
Pct 7817 - Election Day Reporting	755	129	17.09	104	19	6	0	76	46	7	0		
Pct 7817 - VBM Reporting	755	176	23.31	151	15	7	0	86	80	7	0		
Pct 7818 - Election Day Reporting	809	108	13.35	93	8	7	0	57	47	4	0		
Pct 7818 - VBM Reporting	809	175	21.63	145	20	5	0	78	88	4	0		
Pct 7819 - Election Day Reporting	758	113	14.91	97	10	6	0	69	38	6	0		
Pct 7819 - VBM Reporting	758	154	20.32	124	21	5	0	90	54	6	0		
Pct 7821 - Election Day Reporting	891	124	13.92	102	16	6	0	57	65	2	0		
Pct 7821 - VBM Reporting	891	248	27.83	196	41	13	0	119	121	10	0		
Pct 7822 - Election Day Reporting	863	127	14.72	106	16	5	0	73	51	3	0		
Pct 7822 - VBM Reporting	863	158	18.42	126	26	5	0	88	64	5	0		
Pct 7823 - Election Day Reporting	816	122	14.95	100	15	7	0	64	50	8	0		
Pct 7823 - VBM Reporting	816	188	23.04	156	29	6	0	99	86	6	0		
Pct 7824 - Election Day Reporting	763	101	13.24	82	16	3	0	47	50	4	0		
Pct 7824 - VBM Reporting	763	166	21.76	136	23	9	0	91	67	10	0		
Pct 7825 - Election Day Reporting	535	76	14.21	59	12	5	0	44	28	4	0		
Pct 7825 - VBM Reporting	535	101	18.88	83	11	7	0	54	40	7	0		
Pct 7826 - Election Day Reporting	642	103	16.04	88	9	7	0	59	40	5	0		
Pct 7826 - VBM Reporting	642	98	15.26	84	16	2	0	52	50	0	0		
Pct 7827 - Election Day Reporting	837	108	12.90	97	8	5	0	77	28	5	0		
Pct 7827 - VBM Reporting	837	137	16.37	117	18	7	0	86	50	6	0		
Pct 7828 - Election Day Reporting	900	96	10.67	74	20	2	0	51	44	1	0		
Pct 7828 - VBM Reporting	900	235	26.11	190	35	11	0	133	95	7	1		
Pct 7829 - Election Day Reporting	810	115	14.20	94	16	5	0	73	42	0	0		
Pct 7829 - VBM Reporting	810	234	28.89	189	34	10	0	123	100	10	0		
Pct 7831 - Election Day Reporting	851	116	13.63	100	13	3	0	65	50	1	0		
Pct 7831 - VBM Reporting	851	194	22.80	156	31	13	0	80	104	18	0		
Pct 7832 - Election Day Reporting	759	94	12.38	75	14	4	1	46	47	1	0		
Pct 7832 - VBM Reporting	759	211	27.80	167	33	6	0	103	98	5	0		
Pct 7833 - Election Day Reporting	742	76	10.51	62	11	5	0	45	28	5	0		
Pct 7833 - VBM Reporting	742	148	19.95	122	15	9	0	79	59	8	0		
Pct 7834 - Election Day Reporting	823	105	12.76	81	15	9	0	65	33	7	0		
Pct 7834 - VBM Reporting	823	130	15.80	113	10	5	0	73	50	5	0		

**THE CITY AND COUNTY OF SAN FRANCISCO Statement of Vote  
PRIMARY ELECTION JUNE 2014**

CITY/COUNTY OF SAN FRANCISCO															
	Registration	Ballots Cast	Turnout (%)	LOCAL MEASURE A				LOCAL MEASURE B							
				Yes	No	Under Vote	Over Vote	Yes	No	Under Vote	Over Vote				
Pct 7835 - Election Day Reporting	765	69	9.02	52	15	2	0	44	23	2	0				
Pct 7835 - VBM Reporting	765	193	25.23	146	32	10	1	120	57	12	0				
Pct 7836 - Election Day Reporting	880	106	12.05	78	25	3	0	60	43	3	0				
Pct 7836 - VBM Reporting	880	230	26.14	173	41	13	0	124	89	14	0				
Pct 7837 - Election Day Reporting	853	125	14.65	105	10	10	0	54	65	6	0				
Pct 7837 - VBM Reporting	853	207	24.27	176	29	9	0	101	104	8	1				
Pct 7838 - Election Day Reporting	846	109	12.88	91	17	3	0	63	46	2	0				
Pct 7838 - VBM Reporting	846	238	28.13	175	38	17	0	108	108	14	0				
Pct 7839 - Election Day Reporting	805	98	12.17	69	21	8	0	54	39	4	1				
Pct 7839 - VBM Reporting	805	232	28.82	178	39	14	0	123	97	10	1				
Pct 7841 - Election Day Reporting	874	124	14.19	108	14	2	0	69	53	2	0				
Pct 7841 - VBM Reporting	874	175	20.02	139	31	5	0	103	68	4	0				
Pct 7842 - Election Day Reporting	832	111	13.34	88	18	6	0	62	45	5	0				
Pct 7842 - VBM Reporting	832	145	17.79	112	29	8	0	69	72	8	0				
Pct 7843 - Election Day Reporting	740	96	12.97	74	14	9	0	61	34	2	0				
Pct 7843 - VBM Reporting	740	131	17.70	97	23	10	0	72	52	6	0				
Pct 7844 - Election Day Reporting	680	72	10.59	60	10	2	0	41	29	2	0				
Pct 7844 - VBM Reporting	680	121	17.79	93	15	8	0	67	45	4	0				
Pct 7845 - Election Day Reporting	839	102	12.16	84	10	8	0	54	42	6	0				
Pct 7845 - VBM Reporting	839	176	20.98	134	27	18	0	79	82	18	0				
Pct 7846 - Election Day Reporting	863	108	12.51	88	15	5	0	51	50	7	0				
Pct 7846 - VBM Reporting	863	206	23.87	150	38	18	0	106	85	15	0				
Pct 7847 - Election Day Reporting	845	107	12.66	92	10	5	0	64	39	4	0				
Pct 7847 - VBM Reporting	845	199	23.55	159	35	9	0	108	88	7	0				
Pct 7848 - Election Day Reporting	861	116	13.47	96	15	5	0	72	40	4	0				
Pct 7848 - VBM Reporting	861	197	22.88	150	31	13	0	102	86	6	0				
Pct 7849 - Election Day Reporting	885	128	14.46	106	13	9	0	74	48	6	0				
Pct 7849 - VBM Reporting	885	166	18.76	134	28	8	0	92	70	8	0				
Pct 7851 - Election Day Reporting	492	64	13.01	46	16	1	1	22	40	2	0				
Pct 7851 - VBM Reporting	492	154	31.30	116	32	6	0	78	71	5	0				
Pct 7852 - Election Day Reporting	604	87	14.40	65	16	6	0	55	27	5	0				
Pct 7852 - VBM Reporting	604	193	31.95	135	41	13	0	104	74	11	0				
Pct 7853 - Election Day Reporting	805	86	10.68	69	14	3	0	42	41	3	0				
Pct 7853 - VBM Reporting	805	194	24.10	145	37	9	0	90	94	7	0				
Pct 7854 - Election Day Reporting	845	101	11.95	78	17	5	1	63	33	4	1				
Pct 7854 - VBM Reporting	845	184	21.78	142	27	14	1	97	72	15	0				
Pct 7855 - Election Day Reporting	873	104	11.91	87	12	5	0	51	49	4	0				
Pct 7855 - VBM Reporting	873	178	20.50	137	29	10	0	83	80	13	0				
Pct 7856 - Election Day Reporting	766	101	13.19	80	16	5	0	60	38	3	0				
Pct 7856 - VBM Reporting	766	147	19.19	114	24	11	1	83	58	9	0				
Pct 7857 - Election Day Reporting	864	102	11.81	86	15	1	0	65	32	5	0				
Pct 7857 - VBM Reporting	864	191	22.11	148	32	10	0	104	81	5	0				
Pct 7858 - Election Day Reporting	691	89	12.88	77	6	6	0	50	37	2	0				
Pct 7858 - VBM Reporting	691	106	15.34	82	18	5	0	63	36	6	0				
Pct 7859 - Election Day Reporting	788	104	13.20	81	19	4	0	65	35	4	0				
Pct 7859 - VBM Reporting	788	197	25.00	155	27	16	0	103	78	17	0				
Pct 7861 - Election Day Reporting	821	95	11.57	73	18	4	0	55	34	6	0				
Pct 7861 - VBM Reporting	821	178	21.68	132	33	9	0	93	74	7	0				
Pct 7862 - Election Day Reporting	850	128	15.18	109	14	6	0	71	54	4	0				
Pct 7862 - VBM Reporting	850	177	20.82	131	27	19	0	87	73	17	0				
Pct 7863 - Election Day Reporting	841	127	15.10	103	20	5	0	64	57	7	0				
Pct 7863 - VBM Reporting	841	146	17.36	114	22	11	0	68	68	11	0				
Pct 7864 - Election Day Reporting	752	85	11.30	69	9	7	0	48	32	5	0				
Pct 7864 - VBM Reporting	752	130	17.29	101	17	10	0	59	61	8	0				
Pct 7865 - Election Day Reporting	788	101	12.82	84	15	2	0	61	37	3	0				
Pct 7865 - VBM Reporting	788	173	21.95	149	19	9	0	109	60	8	0				
Pct 7866 - Election Day Reporting	765	108	13.86	80	17	9	0	60	36	10	0				

**THE CITY AND COUNTY OF SAN FRANCISCO Statement of Vote  
PRIMARY ELECTION JUNE 2014**

CITY/COUNTY OF SAN FRANCISCO													
	Registration	Balls & Cast	Turnout (%)	LOCAL MEASURE A				LOCAL MEASURE B					
				Yes	No	Under Vote	Over Vote	Yes	No	Under Vote	Over Vote		
Pct 7866 - VBM Reporting	765	243	31.76	173	48	16	0	114	113	10	0		
Pct 7867 - Election Day Reporting	865	123	14.22	101	18	5	0	71	50	3	0		
Pct 7867 - VBM Reporting	865	237	27.40	189	40	5	0	122	107	5	0		
Pct 7868 - Election Day Reporting	799	81	10.14	64	13	4	0	39	39	3	0		
Pct 7868 - VBM Reporting	799	238	29.79	196	27	12	0	120	100	15	0		
Pct 7869 - Election Day Reporting	813	110	13.53	100	7	3	0	59	48	3	0		
Pct 7869 - VBM Reporting	813	233	28.66	173	41	18	0	132	89	11	0		
Pct 7871 - Election Day Reporting	827	130	15.72	105	16	9	0	61	62	7	0		
Pct 7871 - VBM Reporting	827	210	25.39	168	32	13	0	108	92	13	0		
Pct 7872 - Election Day Reporting	851	140	16.45	107	25	8	0	79	52	9	0		
Pct 7872 - VBM Reporting	851	180	21.15	148	26	8	0	99	79	4	0		
Pct 7873 - Election Day Reporting	839	126	15.02	101	16	9	0	73	48	5	0		
Pct 7873 - VBM Reporting	839	205	24.43	165	30	9	0	108	83	13	0		
Pct 7874 - Election Day Reporting	441	51	11.56	41	8	2	0	34	16	1	0		
Pct 7874 - VBM Reporting	441	106	24.04	73	27	7	0	57	40	10	0		
Pct 7875 - Election Day Reporting	550	58	10.55	46	7	4	0	25	26	6	0		
Pct 7875 - VBM Reporting	550	127	23.09	97	21	6	0	82	34	8	0		
Pct 7901 - Election Day Reporting	939	67	7.14	56	5	6	0	39	20	8	0		
Pct 7901 - VBM Reporting	939	163	17.36	140	15	9	0	89	66	9	0		
Pct 7902 - Election Day Reporting	805	75	9.32	63	10	2	0	45	26	4	0		
Pct 7902 - VBM Reporting	805	106	13.17	89	14	4	0	58	46	3	0		
Pct 7903 - Election Day Reporting	808	77	9.53	62	7	8	0	55	15	7	0		
Pct 7903 - VBM Reporting	808	127	15.72	103	14	12	0	79	33	16	1		
Pct 7904 - Election Day Reporting	794	53	6.68	40	6	6	0	30	16	6	0		
Pct 7904 - VBM Reporting	794	131	16.50	103	17	10	0	61	59	10	0		
Pct 7905 - Election Day Reporting	785	87	11.08	73	11	3	0	63	20	4	0		
Pct 7905 - VBM Reporting	785	147	18.73	120	20	6	0	94	45	7	0		
Pct 7906 - Election Day Reporting	712	77	10.81	67	4	6	0	51	20	6	0		
Pct 7906 - VBM Reporting	712	100	14.04	74	20	8	0	53	42	7	0		
Pct 7907 - Election Day Reporting	883	85	9.63	69	9	7	0	45	35	5	0		
Pct 7907 - VBM Reporting	883	139	15.74	112	17	9	0	92	35	11	0		
Pct 7908 - Election Day Reporting	921	131	14.22	96	22	13	0	81	36	14	0		
Pct 7908 - VBM Reporting	921	191	20.74	153	29	12	0	118	63	13	0		
Pct 7909 - Election Day Reporting	696	69	9.91	61	4	4	0	53	14	2	0		
Pct 7909 - VBM Reporting	696	103	14.80	89	8	7	0	58	41	5	0		
Pct 7911 - Election Day Reporting	832	97	11.66	83	12	2	0	56	40	1	0		
Pct 7911 - VBM Reporting	832	120	14.42	92	23	6	0	60	52	9	0		
Pct 7912 - Election Day Reporting	831	96	11.79	79	13	7	0	67	29	3	0		
Pct 7912 - VBM Reporting	831	153	18.41	121	20	12	0	93	49	11	0		
Pct 7913 - Election Day Reporting	797	98	12.30	72	21	5	0	51	43	4	0		
Pct 7913 - VBM Reporting	797	113	14.18	81	24	8	0	52	53	8	0		
Pct 7914 - Election Day Reporting	793	96	12.36	81	10	7	0	64	30	4	0		
Pct 7914 - VBM Reporting	793	146	18.41	123	17	6	0	85	53	8	0		
Pct 7915 - Election Day Reporting	738	91	12.33	72	13	8	0	63	26	4	0		
Pct 7915 - VBM Reporting	738	96	13.01	72	17	6	0	51	38	5	1		
Pct 7916 - Election Day Reporting	810	126	15.56	97	23	6	0	78	43	5	0		
Pct 7916 - VBM Reporting	810	124	15.31	105	17	3	0	80	40	5	0		
Pct 7917 - Election Day Reporting	905	128	14.14	94	16	17	0	67	42	18	0		
Pct 7917 - VBM Reporting	905	139	15.36	117	16	9	0	80	55	7	0		
Pct 7918 - Election Day Reporting	728	100	13.74	78	15	7	0	60	37	3	0		
Pct 7918 - VBM Reporting	728	100	13.74	80	8	12	0	56	36	8	0		
Pct 7919 - Election Day Reporting	792	104	13.13	84	13	7	0	68	31	5	0		
Pct 7919 - VBM Reporting	792	110	13.89	89	15	6	0	64	38	8	0		
Pct 7921 - Election Day Reporting	793	88	11.10	69	10	9	0	49	28	11	0		
Pct 7921 - VBM Reporting	793	108	13.62	90	12	7	0	71	31	6	1		
Pct 7922 - Election Day Reporting	786	101	12.69	73	19	9	0	63	32	6	0		
Pct 7922 - VBM Reporting	786	125	15.70	93	19	14	0	67	46	13	0		

**THE CITY AND COUNTY OF SAN FRANCISCO Statement of Vote  
PRIMARY ELECTION JUNE 2014**

CITY/COUNTY OF SAN FRANCISCO															
	Registration	Ballots Cast	Turnout (%)	LOCAL MEASURE A				LOCAL MEASURE B							
				Yes	No	Under Vote	Over Vote	Yes	No	Under Vote	Over Vote				
Pct 7923 - Election Day Reporting	78.4	118	15.05	99	11	8	0	84	27	7	0				
Pct 7923 - VBM Reporting	78.4	135	17.22	103	17	15	0	80	41	14	0				
Pct 7924 - Election Day Reporting	76.9	96	12.48	73	16	7	0	49	38	9	0				
Pct 7924 - VBM Reporting	76.9	134	17.43	103	21	11	0	76	51	8	0				
Pct 7925 - Election Day Reporting	52.0	63	12.50	51	14	0	0	47	17	1	0				
Pct 7925 - VBM Reporting	52.0	80	15.38	66	13	1	0	41	36	3	0				
Pct 7926 - Election Day Reporting	77.2	117	15.16	97	13	7	0	75	37	5	0				
Pct 7926 - VBM Reporting	77.2	163	21.11	129	24	10	0	101	55	6	1				
Pct 7927 - Election Day Reporting	69.6	115	16.52	93	12	10	0	69	38	8	0				
Pct 7927 - VBM Reporting	69.6	143	20.55	105	31	7	0	57	79	7	0				
Pct 7928 - Election Day Reporting	84.8	135	15.92	111	18	6	0	85	45	5	0				
Pct 7928 - VBM Reporting	84.8	165	19.46	145	15	8	0	113	45	10	0				
Pct 7929 - Election Day Reporting	79.7	122	15.31	99	19	4	0	65	51	6	0				
Pct 7929 - VBM Reporting	79.7	208	26.10	171	26	11	0	112	85	11	0				
Pct 7931 - Election Day Reporting	70.3	109	15.50	87	16	6	0	67	35	7	0				
Pct 7931 - VBM Reporting	70.3	203	28.88	161	35	8	0	113	82	8	1				
Pct 7932 - Election Day Reporting	50.4	65	12.90	58	4	3	0	35	29	1	0				
Pct 7932 - VBM Reporting	50.4	109	21.63	91	12	7	0	73	31	6	0				
Pct 7933 MB - Election Day Repo	9	0	0.00	0	0	0	0	0	0	0	0				
Pct 7933 MB - VBM Reporting	9	3	33.33	1	2	0	0	3	0	0	0				
Pct 7934 - Election Day Reporting	77.7	108	13.90	89	14	5	0	68	37	3	0				
Pct 7934 - VBM Reporting	77.7	177	22.78	149	16	13	0	107	54	16	1				
Pct 7935 - Election Day Reporting	88.5	162	18.31	133	19	10	0	106	48	8	0				
Pct 7935 - VBM Reporting	88.5	248	28.02	204	29	17	0	137	97	15	1				
Pct 7936 - Election Day Reporting	79.8	140	17.54	116	11	13	0	91	41	8	0				
Pct 7936 - VBM Reporting	79.8	176	22.06	150	18	7	0	110	55	10	0				
Pct 7937 - Election Day Reporting	80.8	110	13.61	90	8	12	0	76	22	12	0				
Pct 7937 - VBM Reporting	80.8	179	22.15	145	22	12	0	105	64	9	1				
Pct 7938 - Election Day Reporting	70.4	95	13.49	83	6	6	0	65	20	10	0				
Pct 7938 - VBM Reporting	70.4	115	16.34	88	26	3	0	77	36	4	0				
Pct 7939 - Election Day Reporting	67.0	100	14.93	79	15	6	0	56	40	4	0				
Pct 7939 - VBM Reporting	67.0	148	22.09	128	16	6	0	86	56	8	0				
Pct 7941 - Election Day Reporting	73.3	83	11.32	66	13	4	0	52	26	5	0				
Pct 7941 - VBM Reporting	73.3	139	18.96	108	20	12	0	91	39	10	0				
Pct 7942 - Election Day Reporting	79.8	80	10.03	66	10	4	0	57	19	4	0				
Pct 7942 - VBM Reporting	79.8	171	21.43	119	31	21	0	96	56	19	0				
Pct 7943 - Election Day Reporting	80.1	98	12.23	79	13	6	0	54	35	9	0				
Pct 7943 - VBM Reporting	80.1	179	22.35	145	26	9	0	104	62	14	0				
Pct 7944 - Election Day Reporting	74.8	112	14.97	89	12	11	0	72	32	8	0				
Pct 7944 - VBM Reporting	74.8	147	19.65	107	33	7	0	77	64	5	1				
Pct 7945 - Election Day Reporting	79.0	37	4.68	34	1	2	0	25	9	3	0				
Pct 7945 - VBM Reporting	79.0	164	20.76	125	32	7	0	112	46	6	0				
Pct 7946 - Election Day Reporting	85.4	65	7.61	50	9	6	0	38	23	4	0				
Pct 7946 - VBM Reporting	85.4	223	26.11	161	46	16	0	115	83	25	0				
Pct 7947 - Election Day Reporting	81.4	48	5.90	35	8	5	0	23	20	5	0				
Pct 7947 - VBM Reporting	81.4	182	22.36	115	50	17	0	104	56	22	0				
Pct 7948 - Election Day Reporting	81.9	71	8.67	49	21	1	0	35	34	2	0				
Pct 7948 - VBM Reporting	81.9	184	22.47	124	50	13	0	104	67	16	0				
Pct 7949 - Election Day Reporting	49.6	36	7.26	24	7	5	0	13	16	7	0				
Pct 7949 - VBM Reporting	49.6	133	26.81	80	46	9	0	84	47	4	0				
Pct 7951 - Election Day Reporting	70.5	58	8.37	41	11	7	0	36	20	3	0				
Pct 7951 - VBM Reporting	70.5	200	28.37	120	65	16	0	110	76	15	0				
Pct 7952 - Election Day Reporting	68.7	46	6.70	26	19	1	0	24	19	3	0				
Pct 7952 - VBM Reporting	68.7	171	24.89	108	44	18	0	83	67	20	0				
Pct 7953 - Election Day Reporting	74.2	67	9.03	55	9	3	0	37	28	2	0				
Pct 7953 - VBM Reporting	74.2	195	26.28	124	52	22	0	113	66	19	0				
Pct 7954 MB - Election Day Repo	0	0	0.00	0	0	0	0	0	0	0	0				

**THE CITY AND COUNTY OF SAN FRANCISCO Statement of Vote  
PRIMARY ELECTION JUNE 2014**

CITY/COUNTY OF SAN FRANCISCO													
	Registration	Ballots Cast	Turnout (%)	LOCAL MEASURE A				LOCAL MEASURE B					
				Yes	No	Under Vote	Over Vote	Yes	No	Under Vote	Over Vote		
Pct 7954 MB - VBM Reporting	0	0	0.00	0	0	0	0	0	0	0	0		
Pct 7955 - Election Day Reporting	768	56	7.29	39	14	3	0	34	20	2	0		
Pct 7955 - VBM Reporting	768	177	23.05	120	48	13	0	83	82	16	0		
Pct 7956 - Election Day Reporting	628	37	5.89	23	11	3	0	24	9	4	0		
Pct 7956 - VBM Reporting	628	164	26.11	111	41	10	0	88	65	9	0		
Pct 7957 - Election Day Reporting	570	46	8.07	33	10	3	0	26	18	2	0		
Pct 7957 - VBM Reporting	570	122	21.40	97	14	11	0	68	45	9	0		
Pct 7958 MB - Election Day Repo	250	2	0.80	1	0	1	0	1	0	1	0		
Pct 7958 MB - VBM Reporting	250	87	34.80	75	12	1	0	59	25	4	0		
Pct 9001 MB - Election Day Repo	234	1	0.43	1	0	0	0	1	0	0	0		
Pct 9001 MB - VBM Reporting	234	57	24.36	40	17	1	0	34	23	1	0		
Pct 9101 - Election Day Reporting	820	78	9.51	56	17	5	0	55	20	3	0		
Pct 9101 - VBM Reporting	820	186	22.68	130	46	10	0	122	50	14	0		
Pct 9102 - Election Day Reporting	834	74	8.87	57	15	2	0	38	33	3	0		
Pct 9102 - VBM Reporting	834	165	19.78	118	41	8	0	90	65	12	0		
Pct 9103 - Election Day Reporting	824	81	9.83	60	19	2	0	36	41	4	0		
Pct 9103 - VBM Reporting	824	156	18.93	125	30	3	0	93	57	8	0		
Pct 9104 - Election Day Reporting	852	62	7.28	43	15	4	0	42	17	3	0		
Pct 9104 - VBM Reporting	852	158	18.54	108	42	8	0	98	55	5	0		
Pct 9105 - Election Day Reporting	874	78	8.92	62	11	5	0	37	36	5	0		
Pct 9105 - VBM Reporting	874	171	19.57	132	26	14	0	91	66	15	0		
Pct 9106 - Election Day Reporting	831	79	9.51	58	17	4	0	41	35	3	0		
Pct 9106 - VBM Reporting	831	146	17.57	115	25	9	0	96	45	8	0		
Pct 9107 - Election Day Reporting	747	82	10.98	62	15	5	0	44	32	6	0		
Pct 9107 - VBM Reporting	747	120	16.06	85	27	8	0	70	40	10	0		
Pct 9108 - Election Day Reporting	705	62	8.79	45	10	7	0	32	26	4	0		
Pct 9108 - VBM Reporting	705	103	14.61	79	24	2	0	58	39	8	0		
Pct 9109 - Election Day Reporting	748	76	10.43	58	15	5	0	44	26	8	0		
Pct 9109 - VBM Reporting	748	135	18.05	89	35	11	0	75	49	11	0		
Pct 9111 - Election Day Reporting	694	53	7.64	28	22	3	0	30	21	2	0		
Pct 9111 - VBM Reporting	694	105	15.13	73	22	10	0	49	45	11	0		
Pct 9112 - Election Day Reporting	848	72	8.49	53	15	4	0	40	27	5	0		
Pct 9112 - VBM Reporting	848	149	17.57	114	31	6	0	91	54	6	0		
Pct 9113 - Election Day Reporting	924	94	10.17	74	17	3	0	56	35	3	0		
Pct 9113 - VBM Reporting	924	186	20.13	148	29	9	0	112	64	10	0		
Pct 9114 - Election Day Reporting	777	60	7.72	49	10	1	0	32	26	2	0		
Pct 9114 - VBM Reporting	777	146	19.05	98	38	11	0	98	42	7	0		
Pct 9115 - Election Day Reporting	819	67	8.18	52	12	3	0	35	29	3	0		
Pct 9115 - VBM Reporting	819	126	15.38	94	23	9	0	77	38	11	0		
Pct 9116 - Election Day Reporting	838	68	8.11	52	8	8	0	38	24	6	0		
Pct 9116 - VBM Reporting	838	135	16.11	95	34	7	0	70	60	6	0		
Pct 9117 - Election Day Reporting	684	77	11.26	65	11	1	0	52	23	2	0		
Pct 9117 - VBM Reporting	684	177	25.88	138	32	7	0	99	70	8	0		
Pct 9118 - Election Day Reporting	836	69	8.25	47	21	1	0	41	26	2	0		
Pct 9118 - VBM Reporting	836	147	17.58	102	34	12	0	103	33	12	0		
Pct 9119 - Election Day Reporting	794	57	7.18	45	7	5	0	35	16	6	0		
Pct 9119 - VBM Reporting	794	179	22.54	126	46	7	0	106	63	10	0		
Pct 9121 - Election Day Reporting	797	63	7.90	40	21	1	1	36	25	2	0		
Pct 9121 - VBM Reporting	797	146	18.32	99	37	10	0	79	57	10	0		
Pct 9122 - Election Day Reporting	811	48	5.92	36	12	0	0	27	20	1	0		
Pct 9122 - VBM Reporting	811	175	21.58	119	48	9	0	99	68	9	0		
Pct 9123 - Election Day Reporting	766	68	8.88	53	14	1	0	39	27	2	0		
Pct 9123 - VBM Reporting	766	138	18.02	98	37	4	0	87	47	5	0		
Pct 9124 - Election Day Reporting	803	65	8.09	45	18	2	0	29	34	2	0		
Pct 9124 - VBM Reporting	803	144	17.93	94	40	10	0	82	55	7	0		
Pct 9125 - Election Day Reporting	783	60	7.66	41	15	2	0	34	20	4	0		
Pct 9125 - VBM Reporting	783	159	20.31	100	48	12	0	82	60	18	0		

**THE CITY AND COUNTY OF SAN FRANCISCO Statement of Vote  
PRIMARY ELECTION JUNE 2014**

CITY/COUNTY OF SAN FRANCISCO															
	Registration	Ballots Cast	Turnout (%)	LOCAL MEASURE A				LOCAL MEASURE B							
				Yes	No	Under Vote	Over Vote	Yes	No	Under Vote	Over Vote				
Pct 9126 - Election Day Reporting	833	69	8.28	47	18	4	0	34	32	3	0				
Pct 9126 - VBM Reporting	833	194	23.29	120	56	16	1	95	79	18	1				
Pct 9127 - Election Day Reporting	884	85	9.62	56	27	2	0	55	28	2	0				
Pct 9127 - VBM Reporting	884	175	19.80	124	40	9	0	95	69	9	0				
Pct 9128 - Election Day Reporting	761	65	8.54	44	14	7	0	39	21	5	0				
Pct 9128 - VBM Reporting	761	168	22.08	121	38	9	0	84	77	7	0				
Pct 9129 - Election Day Reporting	643	71	11.04	58	12	1	0	38	32	1	0				
Pct 9129 - VBM Reporting	643	110	17.11	73	32	5	0	52	51	7	0				
Pct 9131 - Election Day Reporting	658	65	9.88	55	8	2	0	37	26	2	0				
Pct 9131 - VBM Reporting	658	140	21.28	88	34	16	2	69	54	17	0				
Pct 9132 - Election Day Reporting	804	79	9.83	56	16	7	0	40	32	7	0				
Pct 9132 - VBM Reporting	804	102	12.69	72	20	11	0	65	28	10	0				
Pct 9133 - Election Day Reporting	910	83	9.12	69	9	5	0	53	26	4	0				
Pct 9133 - VBM Reporting	910	221	24.29	154	42	23	0	114	80	25	0				
Pct 9134 - Election Day Reporting	720	45	6.25	34	11	0	0	27	15	3	0				
Pct 9134 - VBM Reporting	720	139	19.31	104	30	5	0	63	68	8	0				
Pct 9135 - Election Day Reporting	732	75	10.25	54	19	2	0	49	24	2	0				
Pct 9135 - VBM Reporting	732	146	19.95	112	23	11	0	87	51	7	1				
Pct 9136 - Election Day Reporting	813	60	7.38	42	16	2	0	31	27	2	0				
Pct 9136 - VBM Reporting	813	134	16.48	86	37	11	0	72	49	13	0				
Pct 9137 - Election Day Reporting	845	77	9.11	49	27	1	0	48	28	0	0				
Pct 9137 - VBM Reporting	845	183	21.66	124	53	7	0	104	68	12	0				
Pct 9138 - Election Day Reporting	803	61	7.60	47	13	1	0	31	29	0	1				
Pct 9138 - VBM Reporting	803	179	22.29	136	40	5	0	95	78	8	0				
Pct 9139 - Election Day Reporting	876	73	8.33	44	24	5	0	43	26	4	0				
Pct 9139 - VBM Reporting	876	239	27.28	162	71	9	0	114	116	12	0				
Pct 9141 - Election Day Reporting	849	64	7.54	41	18	4	1	41	22	1	0				
Pct 9141 - VBM Reporting	849	171	20.14	118	45	8	0	92	72	7	0				
Pct 9142 - Election Day Reporting	838	54	6.44	38	13	2	0	33	19	1	0				
Pct 9142 - VBM Reporting	838	144	17.18	104	35	5	0	89	47	8	0				
Pct 9143 - Election Day Reporting	831	80	9.63	59	16	5	0	45	31	4	0				
Pct 9143 - VBM Reporting	831	170	20.46	129	31	11	0	87	70	14	0				
Pct 9144 - Election Day Reporting	844	98	11.61	70	21	7	0	55	36	7	0				
Pct 9144 - VBM Reporting	844	157	18.60	118	33	9	0	89	60	11	0				
Pct 9145 - Election Day Reporting	793	88	11.10	61	20	7	0	47	36	5	0				
Pct 9145 - VBM Reporting	793	142	17.91	102	29	9	0	77	53	10	0				
Pct 9146 - Election Day Reporting	824	66	8.01	53	13	0	0	40	24	2	0				
Pct 9146 - VBM Reporting	824	141	17.11	106	26	5	0	74	57	6	0				
Pct 9147 - Election Day Reporting	881	89	10.10	65	22	2	0	60	28	1	0				
Pct 9147 - VBM Reporting	881	135	15.32	104	27	7	0	86	46	6	0				
Pct 9148 - Election Day Reporting	862	81	9.40	62	14	5	0	39	38	4	0				
Pct 9148 - VBM Reporting	862	136	15.78	102	28	13	0	63	63	17	0				
Pct 9149 - Election Day Reporting	856	85	9.93	68	10	7	0	52	29	4	0				
Pct 9149 - VBM Reporting	856	145	16.94	101	35	10	0	86	53	7	0				
Pct 9151 - Election Day Reporting	700	58	8.29	45	8	5	0	35	20	3	0				
Pct 9151 - VBM Reporting	700	171	24.43	130	26	15	0	91	69	11	0				
Pct 9152 - Election Day Reporting	680	13	1.91	11	1	1	0	11	2	0	0				
Pct 9152 - VBM Reporting	680	84	12.35	59	21	4	0	52	29	3	0				
Pct 9201 - Election Day Reporting	773	52	6.73	42	8	2	0	27	25	0	0				
Pct 9201 - VBM Reporting	773	94	12.16	70	20	4	0	51	41	2	0				
Pct 9202 - Election Day Reporting	816	47	5.76	33	11	3	0	22	22	3	0				
Pct 9202 - VBM Reporting	816	98	12.01	73	21	4	0	52	39	7	0				
Pct 9203 - Election Day Reporting	834	62	7.43	40	16	6	0	29	29	4	0				
Pct 9203 - VBM Reporting	834	151	18.11	106	35	11	0	68	72	12	0				
Pct 9204 - Election Day Reporting	750	68	9.07	47	15	6	0	34	29	4	1				
Pct 9204 - VBM Reporting	750	147	19.60	102	31	15	0	66	68	14	0				
Pct 9205 - Election Day Reporting	651	33	5.07	27	5	1	0	18	14	1	0				

**THE CITY AND COUNTY OF SAN FRANCISCO Statement of Vote  
PRIMARY ELECTION JUNE 2014**

CITY/COUNTY OF SAN FRANCISCO															
	Registration	Ballots Cast	Turnout (%)	LOCAL MEASURE A				LOCAL MEASURE B							
				Yes	No	Under Vote	Over Vote	Yes	No	Under Vote	Over Vote				
Pct 9205 - VBM Reporting	651	134	20.58	102	22	11	0	74	51	10	0				
Pct 9206 - Election Day Reporting	844	55	6.52	37	15	3	0	24	30	1	0				
Pct 9206 - VBM Reporting	844	184	21.80	122	53	10	0	98	74	13	0				
Pct 9207 - Election Day Reporting	832	73	8.77	56	15	2	0	37	34	2	0				
Pct 9207 - VBM Reporting	832	110	13.22	72	29	11	1	53	52	8	0				
Pct 9208 - Election Day Reporting	813	53	6.52	45	7	1	0	28	21	4	0				
Pct 9208 - VBM Reporting	813	120	14.76	85	26	10	0	57	57	7	0				
Pct 9209 - Election Day Reporting	630	41	6.51	27	13	1	0	26	14	1	0				
Pct 9209 - VBM Reporting	630	120	19.05	89	21	12	0	74	36	12	0				
Pct 9211 - Election Day Reporting	746	51	6.84	27	20	4	0	20	28	3	0				
Pct 9211 - VBM Reporting	746	105	14.61	68	34	7	0	58	44	7	0				
Pct 9212 - Election Day Reporting	691	39	5.64	26	11	2	0	22	16	1	0				
Pct 9212 - VBM Reporting	691	97	14.04	67	27	3	0	54	38	5	0				
Pct 9213 - Election Day Reporting	812	65	8.00	44	17	4	0	32	31	2	0				
Pct 9213 - VBM Reporting	812	134	16.50	84	38	12	0	79	45	10	0				
Pct 9214 - Election Day Reporting	544	43	7.90	28	12	3	0	19	21	3	0				
Pct 9214 - VBM Reporting	544	115	21.88	86	26	9	0	53	61	7	0				
Pct 9215 - Election Day Reporting	571	49	8.58	30	16	3	0	27	19	3	0				
Pct 9215 - VBM Reporting	571	101	17.69	72	26	4	0	59	40	3	0				
Pct 9216 - Election Day Reporting	692	58	8.38	43	11	4	0	29	27	2	0				
Pct 9216 - VBM Reporting	692	90	13.01	60	24	6	0	44	40	6	0				
Pct 9217 - Election Day Reporting	622	50	8.04	36	13	1	0	26	23	1	0				
Pct 9217 - VBM Reporting	622	113	18.17	79	24	10	0	56	47	10	0				
Pct 9218 - Election Day Reporting	685	42	6.13	32	8	1	1	20	21	1	0				
Pct 9218 - VBM Reporting	685	95	13.87	60	22	12	0	49	38	7	0				
Pct 9219 - Election Day Reporting	687	44	6.40	33	8	3	0	20	23	1	0				
Pct 9219 - VBM Reporting	687	105	15.87	76	24	9	0	71	30	8	0				
Pct 9221 - Election Day Reporting	608	68	11.18	52	11	5	0	25	40	3	0				
Pct 9221 - VBM Reporting	608	168	27.63	108	55	8	0	87	76	8	0				
Pct 9222 - Election Day Reporting	763	70	9.17	47	22	4	0	38	32	3	0				
Pct 9222 - VBM Reporting	763	165	22.15	118	33	20	0	92	67	12	0				
Pct 9223 - Election Day Reporting	550	41	7.45	28	12	1	0	19	21	1	0				
Pct 9223 - VBM Reporting	550	103	18.73	80	19	5	0	60	41	3	0				
Pct 9224 - Election Day Reporting	868	62	7.14	44	15	3	0	38	22	2	0				
Pct 9224 - VBM Reporting	868	210	24.19	164	41	6	0	121	82	8	0				
Pct 9225 - Election Day Reporting	772	59	7.64	42	12	5	0	40	16	3	0				
Pct 9225 - VBM Reporting	772	121	15.67	85	25	11	0	69	43	9	0				
Pct 9226 - Election Day Reporting	817	64	7.83	48	15	1	0	40	22	2	0				
Pct 9226 - VBM Reporting	817	152	18.60	105	35	12	0	92	52	8	0				
Pct 9227 - Election Day Reporting	692	58	8.53	45	12	2	0	36	19	4	0				
Pct 9227 - VBM Reporting	692	204	29.48	144	52	12	0	90	101	17	0				
Pct 9228 - Election Day Reporting	665	74	11.13	54	17	3	0	38	32	4	0				
Pct 9228 - VBM Reporting	665	174	26.17	117	50	9	1	91	72	13	1				
Pct 9229 - Election Day Reporting	532	53	9.96	43	8	2	0	33	18	2	0				
Pct 9229 - VBM Reporting	532	123	23.12	99	20	4	0	65	56	2	0				
Pct 9231 - Election Day Reporting	915	107	11.69	84	19	4	0	41	61	5	0				
Pct 9231 - VBM Reporting	915	176	19.23	144	24	9	0	91	77	9	0				
Pct 9232 - Election Day Reporting	675	66	9.78	50	10	6	0	34	27	5	0				
Pct 9232 - VBM Reporting	675	142	21.04	104	31	6	0	78	60	3	0				
Pct 9233 - Election Day Reporting	692	47	6.79	34	11	2	0	24	20	3	0				
Pct 9233 - VBM Reporting	692	182	26.30	123	42	21	0	64	108	14	0				
Pct 9234 - Election Day Reporting	648	63	9.72	56	6	2	0	40	21	3	0				
Pct 9234 - VBM Reporting	648	172	26.54	125	34	14	0	74	84	15	0				
Pct 9235 - Election Day Reporting	839	83	9.89	59	19	5	0	39	42	2	0				
Pct 9235 - VBM Reporting	839	167	19.90	123	34	10	0	79	75	11	2				
Pct 9236 - Election Day Reporting	636	53	8.33	46	5	2	0	36	15	2	0				
Pct 9236 - VBM Reporting	636	126	19.81	97	21	10	0	64	55	9	0				

**THE CITY AND COUNTY OF SAN FRANCISCO Statement of Vote  
PRIMARY ELECTION JUNE 2014**

CITY/COUNTY OF SAN FRANCISCO														
	Registration	Ballots Cast	Turnout(%)	LOCAL MEASURE A				LOCAL MEASURE B						
				Yes	No	Under Vote	Over Vote	Yes	No	Under Vote	Over Vote			
Pct 9237 - Election Day Reporting	821	58	7.06	49	6	3	0	34	23	1	0			
Pct 9237 - VBM Reporting	821	158	19.37	112	34	10	0	74	73	8	1			
Pct 9238 - Election Day Reporting	746	45	6.03	36	8	1	0	21	23	1	0			
Pct 9238 - VBM Reporting	746	184	24.66	131	36	16	0	83	86	14	0			
Pct 9239 - Election Day Reporting	777	57	7.34	45	8	4	0	26	30	0	1			
Pct 9239 - VBM Reporting	777	191	24.58	132	46	11	0	94	90	5	0			
Pct 9241 - Election Day Reporting	879	68	7.74	47	17	4	0	36	30	2	0			
Pct 9241 - VBM Reporting	879	154	17.52	113	32	7	0	76	70	6	0			
Pct 9242 - Election Day Reporting	844	66	7.82	49	15	2	0	36	29	1	0			
Pct 9242 - VBM Reporting	844	156	18.48	113	32	11	0	79	66	11	0			
Pct 9243 - Election Day Reporting	543	47	8.66	44	2	1	0	22	24	1	0			
Pct 9243 - VBM Reporting	543	92	16.94	72	17	1	0	52	36	2	0			
Pct 9244 - Election Day Reporting	763	65	8.52	53	8	4	0	29	34	2	0			
Pct 9244 - VBM Reporting	763	118	15.47	93	13	12	0	60	49	9	0			
Pct 9245 - Election Day Reporting	631	61	9.67	48	9	4	0	38	17	6	0			
Pct 9245 - VBM Reporting	631	104	16.48	80	20	5	0	61	40	4	0			
Pct 9246 - Election Day Reporting	803	38	4.73	28	7	3	0	19	15	4	0			
Pct 9246 - VBM Reporting	803	152	18.93	109	26	17	0	81	57	14	0			
Pct 9247 - Election Day Reporting	800	57	7.13	48	5	3	0	31	22	3	0			
Pct 9247 - VBM Reporting	800	160	20.00	119	30	11	0	81	67	12	0			
Pct 9248 - Election Day Reporting	752	53	7.05	36	15	2	0	31	20	2	0			
Pct 9248 - VBM Reporting	752	139	18.48	108	18	12	1	72	59	8	0			
Pct 9249 - Election Day Reporting	805	73	9.07	54	16	3	0	32	40	1	0			
Pct 9249 - VBM Reporting	805	149	18.51	116	26	9	0	86	60	5	0			
Pct 9251 - Election Day Reporting	822	93	11.31	69	20	3	0	49	41	2	0			
Pct 9251 - VBM Reporting	822	155	18.86	114	30	13	0	89	52	16	0			
Pct 9252 - Election Day Reporting	807	63	7.81	40	19	4	0	36	21	6	0			
Pct 9252 - VBM Reporting	807	160	19.83	111	39	11	0	92	57	12	0			
Pct 9253 - Election Day Reporting	717	58	8.09	41	13	4	0	35	19	4	0			
Pct 9253 - VBM Reporting	717	147	20.50	107	30	9	0	81	53	12	0			
Pct 9254 - Election Day Reporting	818	50	6.11	36	11	3	0	24	22	4	0			
Pct 9254 - VBM Reporting	818	155	18.95	116	28	12	0	80	66	10	0			
Pct 9255 - Election Day Reporting	486	43	8.85	34	7	2	0	20	19	4	0			
Pct 9255 - VBM Reporting	486	62	12.76	44	14	4	0	25	32	5	0			
Pct 9256 - Election Day Reporting	325	18	4.92	16	0	0	0	12	4	0	0			
Pct 9256 - VBM Reporting	325	48	14.77	36	9	3	0	27	19	2	0			
Pct 9257 MB - Election Day Repo	259	0	0.00	0	0	0	0	0	0	0	0			
Pct 9257 MB - VBM Reporting	259	67	25.87	48	10	7	1	39	20	7	0			
Pct 9258 - Election Day Reporting	590	33	5.59	28	4	1	0	14	19	0	0			
Pct 9258 - VBM Reporting	590	128	21.69	88	34	8	0	68	54	8	0			
Pct 9401 - Election Day Reporting	842	82	9.74	65	16	1	0	51	28	3	0			
Pct 9401 - VBM Reporting	842	135	16.03	102	28	8	0	77	53	7	1			
Pct 9402 - Election Day Reporting	860	64	7.44	50	13	1	0	43	21	0	0			
Pct 9402 - VBM Reporting	860	140	16.28	103	32	3	0	87	46	5	0			
Pct 9403 - Election Day Reporting	800	42	5.25	30	7	5	0	25	13	4	0			
Pct 9403 - VBM Reporting	800	160	20.00	113	37	13	0	99	51	13	0			
Pct 9404 - Election Day Reporting	821	64	7.80	45	17	2	0	40	22	2	0			
Pct 9404 - VBM Reporting	821	179	21.80	126	49	4	0	95	66	18	0			
Pct 9405 - Election Day Reporting	682	79	11.58	46	32	1	0	49	29	1	0			
Pct 9405 - VBM Reporting	682	120	17.60	73	38	10	0	65	45	11	0			
Pct 9406 - Election Day Reporting	819	69	8.42	45	21	3	0	30	35	4	0			
Pct 9406 - VBM Reporting	819	158	19.29	114	34	9	0	78	67	12	0			
Pct 9407 - Election Day Reporting	812	54	6.65	35	17	1	1	28	25	0	1			
Pct 9407 - VBM Reporting	812	133	16.38	84	45	6	0	76	51	8	0			
Pct 9408 - Election Day Reporting	717	53	7.39	36	14	1	0	29	17	5	0			
Pct 9408 - VBM Reporting	717	110	15.34	86	18	9	0	61	38	14	0			
Pct 9409 - Election Day Reporting	539	48	8.91	43	3	2	0	27	18	3	0			



**THE CITY AND COUNTY OF SAN FRANCISCO Statement of Vote  
PRIMARY ELECTION JUNE 2014**

CITY/COUNTY OF SAN FRANCISCO															
	Registration	Ballots Cast	Turnout (%)	LOCAL MEASURE A				LOCAL MEASURE B							
				Yes	No	Under Vote	Over Vote	Yes	No	Under Vote	Over Vote				
Pct 9409 - VBM Reporting	539	95	17.63	69	25	4	0	50	40	8	0				
Pct 9411 - Election Day Reporting	851	62	7.29	51	18	0	0	50	18	1	0				
Pct 9411 - VBM Reporting	851	131	15.39	95	30	8	0	72	51	10	0				
Pct 9412 - Election Day Reporting	798	72	9.02	44	22	6	0	49	21	2	0				
Pct 9412 - VBM Reporting	798	160	20.05	100	51	11	0	96	47	19	0				
Pct 9413 - Election Day Reporting	821	52	6.33	28	21	1	2	31	20	1	0				
Pct 9413 - VBM Reporting	821	172	20.95	121	52	5	0	95	69	14	0				
Pct 9414 - Election Day Reporting	806	64	7.94	42	20	2	0	38	24	2	0				
Pct 9414 - VBM Reporting	806	170	21.09	112	46	9	0	97	59	11	0				
Pct 9415 - Election Day Reporting	689	54	7.84	37	12	3	0	31	18	3	0				
Pct 9415 - VBM Reporting	689	144	20.90	96	39	8	0	85	45	13	0				
Pct 9416 - Election Day Reporting	867	81	9.34	54	19	8	0	46	29	6	0				
Pct 9416 - VBM Reporting	867	162	18.69	108	44	10	0	84	64	14	0				
Pct 9417 - Election Day Reporting	676	40	5.92	32	11	1	0	18	25	1	0				
Pct 9417 - VBM Reporting	676	139	20.56	86	41	14	0	89	38	14	0				
Pct 9418 - Election Day Reporting	688	47	6.83	34	11	2	0	29	15	3	0				
Pct 9418 - VBM Reporting	688	154	22.38	104	39	8	0	68	72	11	0				
Pct 9419 - Election Day Reporting	796	78	9.55	49	21	6	0	44	28	4	0				
Pct 9419 - VBM Reporting	796	187	23.49	120	57	13	0	90	63	17	0				
Pct 9421 - Election Day Reporting	812	50	6.16	31	18	1	0	21	25	4	0				
Pct 9421 - VBM Reporting	812	198	24.38	132	60	9	0	97	69	15	0				
Pct 9422 - Election Day Reporting	925	83	8.97	65	16	2	0	45	33	5	0				
Pct 9422 - VBM Reporting	925	185	20.00	131	43	14	0	95	72	20	1				
Pct 9423 - Election Day Reporting	809	59	7.29	39	18	2	0	39	18	2	0				
Pct 9423 - VBM Reporting	809	151	18.67	102	41	8	0	85	53	13	0				
Pct 9424 - Election Day Reporting	826	57	6.90	33	22	2	0	33	22	2	0				
Pct 9424 - VBM Reporting	826	180	21.79	107	59	15	0	101	63	17	0				
Pct 9425 - Election Day Reporting	808	40	4.95	28	10	2	0	24	14	2	0				
Pct 9425 - VBM Reporting	808	162	20.05	105	51	10	0	77	69	20	0				
Pct 9426 - Election Day Reporting	727	57	7.84	42	13	2	0	22	29	6	0				
Pct 9426 - VBM Reporting	727	137	18.84	93	36	10	0	80	39	20	0				
Pct 9427 - Election Day Reporting	797	57	7.15	39	16	2	0	32	22	3	0				
Pct 9427 - VBM Reporting	797	185	23.21	103	76	11	0	103	78	9	0				
Pct 9428 - Election Day Reporting	854	51	5.97	30	17	5	0	30	18	4	0				
Pct 9428 - VBM Reporting	854	186	21.78	121	57	14	0	118	64	10	0				
Pct 9429 - Election Day Reporting	774	90	11.63	65	21	4	0	47	36	7	0				
Pct 9429 - VBM Reporting	774	159	20.54	108	47	5	0	72	76	12	0				
Pct 9431 - Election Day Reporting	868	70	8.06	48	18	4	0	41	25	4	0				
Pct 9431 - VBM Reporting	868	224	25.81	136	70	18	0	119	85	20	0				
Pct 9432 - Election Day Reporting	851	84	9.87	56	25	3	0	56	26	2	0				
Pct 9432 - VBM Reporting	851	176	20.68	115	41	20	0	85	65	26	0				
Pct 9433 - Election Day Reporting	839	53	6.32	31	20	2	0	27	22	4	0				
Pct 9433 - VBM Reporting	839	186	22.17	121	59	10	0	98	73	18	0				
Pct 9434 - Election Day Reporting	889	62	6.97	47	11	4	0	30	29	3	0				
Pct 9434 - VBM Reporting	889	208	23.40	136	62	12	0	122	72	16	0				
Pct 9435 - Election Day Reporting	855	89	10.41	55	29	5	0	51	30	8	0				
Pct 9435 - VBM Reporting	855	189	22.11	129	49	14	0	113	65	14	0				
Pct 9436 - Election Day Reporting	900	64	7.11	44	15	5	0	32	27	5	0				
Pct 9436 - VBM Reporting	900	227	25.22	140	64	17	0	116	88	17	0				
Pct 9437 - Election Day Reporting	825	75	9.09	57	15	3	0	36	36	3	0				
Pct 9437 - VBM Reporting	825	176	21.33	101	67	12	0	101	69	10	0				
Pct 9438 - Election Day Reporting	841	69	8.20	50	15	4	0	41	24	4	0				
Pct 9438 - VBM Reporting	841	188	22.35	105	64	13	0	97	73	12	0				
Pct 9439 - Election Day Reporting	827	62	7.50	43	13	6	0	26	29	7	0				
Pct 9439 - VBM Reporting	827	174	21.04	114	50	11	0	93	71	11	0				
Pct 9441 - Election Day Reporting	895	67	7.49	46	16	5	0	35	26	6	0				
Pct 9441 - VBM Reporting	895	197	22.01	127	57	17	0	118	67	16	0				

**THE CITY AND COUNTY OF SAN FRANCISCO Statement of Vote  
PRIMARY ELECTION JUNE 2014**

CITY/COUNTY OF SAN FRANCISCO															
	Registration	Ballots Cast	Turnout (%)	LOCAL MEASURE A				LOCAL MEASURE B							
				Yes	No	Under Vote	Over Vote	Yes	No	Under Vote	Over Vote				
Pct 9442 - Election Day Reporting	896	80	8.93	52	24	4	0	53	24	3	0				
Pct 9442 - VBM Reporting	896	168	18.53	97	55	13	0	91	59	15	0				
Pct 9443 - Election Day Reporting	780	59	7.56	45	10	4	0	34	23	2	0				
Pct 9443 - VBM Reporting	780	159	20.38	107	41	9	1	86	54	18	0				
Pct 9444 - Election Day Reporting	819	41	5.01	29	8	4	0	21	17	3	0				
Pct 9444 - VBM Reporting	819	175	21.37	115	53	8	0	86	80	10	0				
Pct 9445 - Election Day Reporting	853	72	8.44	42	26	4	0	38	28	6	0				
Pct 9445 - VBM Reporting	853	205	24.03	133	58	20	0	111	74	26	0				
Pct 9446 - Election Day Reporting	906	81	8.94	56	23	2	0	47	33	1	0				
Pct 9446 - VBM Reporting	906	210	23.18	134	70	12	0	118	79	19	0				
Pct 9447 - Election Day Reporting	860	58	6.74	39	17	2	0	28	28	2	0				
Pct 9447 - VBM Reporting	860	181	21.05	119	51	11	0	93	72	15	1				
Pct 9448 - Election Day Reporting	834	55	6.59	36	14	5	0	31	17	7	0				
Pct 9448 - VBM Reporting	834	177	21.22	117	51	14	0	93	76	13	0				
Pct 9449 - Election Day Reporting	678	51	7.52	34	14	3	0	26	24	1	0				
Pct 9449 - VBM Reporting	678	159	23.45	106	42	9	0	80	62	15	0				
Pct 9451 - Election Day Reporting	368	36	9.78	30	5	1	0	20	15	1	0				
Pct 9451 - VBM Reporting	368	89	24.18	56	33	3	0	51	39	2	0				
Pct 9452 - Election Day Reporting	715	67	9.37	43	21	3	0	27	36	4	0				
Pct 9452 - VBM Reporting	715	138	19.30	89	45	6	0	84	48	8	0				
Pct 9453 - Election Day Reporting	434	33	7.60	21	11	1	0	19	12	2	0				
Pct 9453 - VBM Reporting	434	109	25.12	68	33	7	0	50	49	9	0				
Pct 9501 MB - Election Day Repo	125	1	0.80	0	0	1	0	0	0	1	0				
Pct 9501 MB - VBM Reporting	125	41	32.80	30	8	2	0	19	17	4	0				
Pct 9502 MB - Election Day Repo	188	0	0.00	0	0	0	0	0	0	0	0				
Pct 9502 MB - VBM Reporting	188	63	33.51	47	14	2	0	32	28	3	0				
Pct 9503/9504 - Election Day Rep	625	33	5.28	29	2	2	0	15	17	1	0				
Pct 9503/9504 - VBM Reporting	625	109	17.44	92	8	10	0	48	53	9	0				
Pct 9505 - Election Day Reporting	727	50	6.88	40	7	3	0	26	21	3	0				
Pct 9505 - VBM Reporting	727	144	19.81	109	24	12	0	77	58	10	0				
Pct 9506 - Election Day Reporting	706	47	6.66	46	1	0	0	36	10	1	0				
Pct 9506 - VBM Reporting	706	101	14.31	90	7	4	0	61	37	3	0				
Pct 9507 - Election Day Reporting	670	61	9.10	51	10	0	0	36	25	0	0				
Pct 9507 - VBM Reporting	670	114	17.01	91	18	6	0	75	32	8	0				
Pct 9508 - Election Day Reporting	708	48	6.78	38	10	0	0	29	19	0	0				
Pct 9508 - VBM Reporting	708	83	11.72	72	9	2	0	41	40	2	0				
Pct 9509 - Election Day Reporting	588	49	8.33	34	10	5	0	27	20	2	0				
Pct 9509 - VBM Reporting	588	96	16.33	81	13	2	0	55	37	4	0				
Pct 9511 - Election Day Reporting	572	64	11.19	46	13	5	0	34	23	7	0				
Pct 9511 - VBM Reporting	572	85	14.86	61	19	4	0	46	32	6	0				
Pct 9512 - Election Day Reporting	703	47	6.69	40	5	2	0	23	22	2	0				
Pct 9512 - VBM Reporting	703	117	16.64	90	19	8	0	65	42	10	0				
Pct 9513 - Election Day Reporting	808	62	7.67	55	5	2	0	23	37	2	0				
Pct 9513 - VBM Reporting	808	108	13.37	94	11	3	0	61	42	5	0				
Pct 9514/9522 - Election Day Rep	852	80	9.39	62	15	2	1	46	33	1	0				
Pct 9514/9522 - VBM Reporting	852	97	11.38	81	10	4	0	41	50	4	0				
Pct 9515 - Election Day Reporting	651	65	9.98	53	10	2	0	37	25	3	0				
Pct 9515 - VBM Reporting	651	97	14.90	65	27	5	0	59	34	4	0				
Pct 9516 - Election Day Reporting	794	90	11.34	72	16	2	0	61	28	1	0				
Pct 9516 - VBM Reporting	794	141	17.76	98	33	11	0	67	61	14	0				
Pct 9517 - Election Day Reporting	740	63	8.51	51	10	2	0	38	23	2	0				
Pct 9517 - VBM Reporting	740	123	16.62	98	17	10	0	66	46	13	0				
Pct 9518 - Election Day Reporting	684	64	9.36	50	14	0	1	41	23	1	0				
Pct 9518 - VBM Reporting	684	87	12.72	69	11	8	0	59	23	6	0				
Pct 9519 - Election Day Reporting	821	91	11.08	67	27	2	0	58	30	3	0				
Pct 9519 - VBM Reporting	821	126	15.35	90	22	10	0	70	49	8	0				
Pct 9521 - Election Day Reporting	841	95	11.77	84	11	5	0	56	39	5	0				

**THE CITY AND COUNTY OF SAN FRANCISCO Statement of Vote  
PRIMARY ELECTION JUNE 2014**

CITY/COUNTY OF SAN FRANCISCO													
	Registration	Ballots Cast	Turnout(%)	LOCAL MEASURE A				LOCAL MEASURE B					
				Yes	No	Under Vote	Over Vote	Yes	No	Under Vote	Over Vote		
Pct 9521 - VBM Reporting	841	123	14.63	100	16	8	0	67	49	8	0		
Pct 9701 - Election Day Reporting	608	63	10.69	46	17	2	0	39	24	2	0		
Pct 9701 - VBM Reporting	608	134	22.04	91	36	7	0	81	45	8	0		
Pct 9702 - Election Day Reporting	665	68	9.77	57	6	2	0	39	24	2	0		
Pct 9702 - VBM Reporting	665	114	17.14	81	25	9	0	58	45	12	0		
Pct 9703 - Election Day Reporting	871	72	8.27	55	16	1	0	44	26	2	0		
Pct 9703 - VBM Reporting	871	201	23.08	134	51	15	0	98	85	17	0		
Pct 9704 - Election Day Reporting	880	76	8.64	58	15	3	0	48	24	4	0		
Pct 9704 - VBM Reporting	880	199	22.61	129	54	17	0	97	82	21	0		
Pct 9705 - Election Day Reporting	823	58	7.05	47	9	2	0	35	21	2	0		
Pct 9705 - VBM Reporting	823	165	20.05	110	46	8	0	89	65	10	0		
Pct 9706 MB - Election Day Reporting	55	0	0.00	0	0	0	0	0	0	0	0		
Pct 9706 MB - VBM Reporting	55	18	32.73	14	2	1	0	11	5	1	0		
Pct 9707 - Election Day Reporting	725	54	7.45	34	18	2	0	27	26	1	0		
Pct 9707 - VBM Reporting	725	193	26.62	136	43	16	0	91	85	19	0		
Pct 9708 - Election Day Reporting	826	66	7.99	51	12	3	0	34	29	3	0		
Pct 9708 - VBM Reporting	826	178	21.55	123	40	15	0	90	70	18	0		
Pct 9709 - Election Day Reporting	877	81	9.24	58	19	4	0	49	28	4	0		
Pct 9709 - VBM Reporting	877	202	23.03	133	58	10	0	100	88	13	0		
Pct 9711 - Election Day Reporting	575	78	13.57	48	27	3	0	53	20	4	1		
Pct 9711 - VBM Reporting	575	152	26.43	106	40	7	0	81	67	5	0		
Pct 9712 - Election Day Reporting	589	73	12.39	53	16	4	0	29	38	6	0		
Pct 9712 - VBM Reporting	589	152	25.81	106	38	7	0	64	78	9	0		
Pct 9713 - Election Day Reporting	866	57	6.58	38	14	5	0	32	20	5	0		
Pct 9713 - VBM Reporting	866	193	22.29	130	54	10	1	107	78	10	0		
Pct 9714 - Election Day Reporting	864	88	10.19	62	22	4	0	41	43	4	0		
Pct 9714 - VBM Reporting	864	247	28.59	149	86	11	1	121	114	12	0		
Pct 9715 - Election Day Reporting	554	86	15.88	68	18	3	0	45	39	5	0		
Pct 9715 - VBM Reporting	554	148	26.71	93	44	10	0	80	58	9	0		
Pct 9716 - Election Day Reporting	829	71	8.56	51	15	5	0	38	30	3	0		
Pct 9716 - VBM Reporting	829	187	22.56	127	54	6	0	111	70	6	0		
Pct 9717 - Election Day Reporting	881	80	9.08	51	26	4	0	51	26	4	0		
Pct 9717 - VBM Reporting	881	188	21.34	129	46	14	0	83	93	13	0		
Pct 9718 - Election Day Reporting	800	106	13.25	73	29	4	0	49	53	4	0		
Pct 9718 - VBM Reporting	800	230	28.75	151	65	14	0	120	96	14	0		
Pct 9719 - Election Day Reporting	828	108	13.04	83	23	2	0	59	46	3	0		
Pct 9719 - VBM Reporting	828	218	26.33	150	55	15	0	99	108	13	0		
Pct 9721 - Election Day Reporting	598	81	13.55	51	24	6	0	33	43	5	0		
Pct 9721 - VBM Reporting	598	146	24.41	100	38	8	0	70	68	8	0		
Pct 9722 - Election Day Reporting	583	62	10.63	47	10	5	0	30	31	1	0		
Pct 9722 - VBM Reporting	583	158	27.10	130	22	7	0	88	56	15	0		
Pct 9723 - Election Day Reporting	415	25	6.02	13	10	2	0	16	7	2	0		
Pct 9723 - VBM Reporting	415	132	31.81	77	45	10	0	74	49	9	0		
Pct 9724 - Election Day Reporting	841	75	8.92	42	30	3	0	39	34	2	0		
Pct 9724 - VBM Reporting	841	248	29.49	158	80	12	0	149	93	8	0		
Pct 9725 - Election Day Reporting	878	45	5.13	28	17	0	0	32	13	0	0		
Pct 9725 - VBM Reporting	878	222	25.28	152	58	14	0	111	98	15	0		
Pct 9726 - Election Day Reporting	695	48	6.91	35	6	7	0	27	13	8	0		
Pct 9726 - VBM Reporting	695	94	13.53	73	18	7	0	60	31	7	0		
Pct 9727 - Election Day Reporting	405	39	9.63	21	15	3	0	18	17	4	0		
Pct 9727 - VBM Reporting	405	113	27.90	71	34	10	0	51	52	12	0		
Pct 9728 - Election Day Reporting	883	97	10.99	68	24	5	0	50	45	2	0		
Pct 9728 - VBM Reporting	883	236	26.95	160	68	10	0	121	106	11	0		
Pct 9729 - Election Day Reporting	703	79	11.24	49	25	5	0	41	35	3	0		
Pct 9729 - VBM Reporting	703	183	26.03	128	45	13	0	99	72	15	0		
Pct 9731 - Election Day Reporting	497	83	16.70	64	17	2	0	38	41	4	0		
Pct 9731 - VBM Reporting	497	113	22.74	57	51	5	0	64	44	5	0		

**THE CITY AND COUNTY OF SAN FRANCISCO Statement of Vote  
PRIMARY ELECTION JUNE 2014**

CITY/COUNTY OF SAN FRANCISCO															
	Registration	Ballots Cast	Turnout (%)	LOCAL MEASURE A				LOCAL MEASURE B							
				Yes	No	Under Vote	Over Vote	Yes	No	Under Vote	Over Vote				
Pct 9732 MB - Election Day Repo	65	0	0.00	0	0	0	0	0	0	0	0				
Pct 9732 MB - VBM Reporting	65	29	44.62	17	11	1	0	18	9	2	0				
Pct 9733 MB - Election Day Repo	210	1	0.48	1	0	0	0	1	0	0	0				
Pct 9733 MB - VBM Reporting	210	86	41.90	71	13	4	0	39	45	4	0				
Pct 9734 - Election Day Reporting	569	62	10.90	43	14	5	0	26	29	7	0				
Pct 9734 - VBM Reporting	569	186	32.69	122	52	15	0	100	75	14	0				
Pct 9735 - Election Day Reporting	738	93	12.60	71	19	3	0	44	44	5	0				
Pct 9735 - VBM Reporting	738	215	29.13	154	56	6	0	126	83	7	0				
Pct 9736 - Election Day Reporting	666	78	11.71	58	19	1	0	47	30	1	0				
Pct 9736 - VBM Reporting	666	191	28.68	146	41	4	0	101	86	4	0				
Pct 9737 - Election Day Reporting	736	55	7.47	42	13	0	0	38	17	0	0				
Pct 9737 - VBM Reporting	736	225	31.11	160	65	5	0	125	98	7	0				
Pct 9738 - Election Day Reporting	672	48	7.29	38	10	1	0	24	22	3	0				
Pct 9738 - VBM Reporting	672	148	22.02	118	23	8	0	72	62	14	1				
Pct 9739 - Election Day Reporting	791	38	4.80	36	2	1	0	22	17	0	0				
Pct 9739 - VBM Reporting	791	104	13.15	82	13	9	0	59	32	13	0				
Pct 9741 - Election Day Reporting	631	2	0.32	1	0	1	0	1	0	1	0				
Pct 9741 - VBM Reporting	631	1	0.16	1	0	0	0	0	1	0	0				
Pct 9742 - Election Day Reporting	563	66	11.72	45	16	5	0	37	26	3	0				
Pct 9742 - VBM Reporting	563	116	20.60	69	36	10	0	66	38	10	1				
Pct 9743 - Election Day Reporting	839	58	6.91	44	10	4	0	35	18	5	0				
Pct 9743 - VBM Reporting	839	165	20.14	139	25	7	0	95	67	9	0				
Pct 9744 - Election Day Reporting	817	66	8.08	48	13	5	0	36	23	7	0				
Pct 9744 - VBM Reporting	817	121	14.81	93	18	10	0	85	27	9	0				
Pct 9745 - Election Day Reporting	898	58	6.46	44	12	1	0	36	20	1	0				
Pct 9745 - VBM Reporting	898	105	12.14	87	15	7	0	75	29	5	0				
Pct 9746 - Election Day Reporting	867	96	11.07	70	21	5	0	48	44	4	0				
Pct 9746 - VBM Reporting	867	222	25.61	169	45	8	0	116	95	11	0				
Pct 9747 - Election Day Reporting	858	74	8.62	63	9	2	0	39	32	3	0				
Pct 9747 - VBM Reporting	858	176	20.51	139	29	8	0	103	66	7	0				
Pct 9748 - Election Day Reporting	888	86	9.68	54	29	3	0	53	31	2	0				
Pct 9748 - VBM Reporting	888	211	23.76	143	54	13	0	112	87	11	0				
Pct 9749 - Election Day Reporting	770	58	7.66	41	17	2	0	27	28	5	0				
Pct 9749 - VBM Reporting	770	145	18.83	84	54	8	0	92	44	10	0				
Pct 9751 - Election Day Reporting	854	77	9.02	62	13	2	0	41	34	2	0				
Pct 9751 - VBM Reporting	854	236	27.63	171	52	13	0	131	87	18	0				
Pct 9752 - Election Day Reporting	652	63	9.66	56	8	0	0	32	31	1	0				
Pct 9752 - VBM Reporting	652	202	30.98	138	53	11	0	117	74	11	0				
Pct 9753 - Election Day Reporting	691	56	8.10	45	8	3	0	33	19	4	0				
Pct 9753 - VBM Reporting	691	160	23.15	112	37	10	0	96	53	10	0				
Pct 9754 - Election Day Reporting	664	73	10.99	56	15	2	0	43	26	4	0				
Pct 9754 - VBM Reporting	664	167	25.15	133	20	14	0	98	57	12	0				
Pct 9755 - Election Day Reporting	504	52	10.32	39	11	2	0	24	25	3	0				
Pct 9755 - VBM Reporting	504	131	25.99	89	38	7	0	82	41	11	0				
Pct 9756 - Election Day Reporting	786	48	6.11	33	13	2	0	27	20	1	0				
Pct 9756 - VBM Reporting	786	180	22.90	113	62	5	0	103	70	6	1				
Pct 9801 - Election Day Reporting	381	40	10.50	29	8	2	0	19	17	3	0				
Pct 9801 - VBM Reporting	381	80	21.00	50	26	5	0	43	32	6	0				
Pct 9900 MB - Election Day Repo	0	0	0.00	0	0	0	0	0	0	0	0				
Pct 9900 MB - VBM Reporting	0	0	0.00	0	0	0	0	0	0	0	0				
Pct 9901 MB - Election Day Repo	0	0	0.00	0	0	0	0	0	0	0	0				
Pct 9901 MB - VBM Reporting	0	0	0.00	0	0	0	0	0	0	0	0				
Pct 9902 MB - Election Day Repo	0	0	0.00	0	0	0	0	0	0	0	0				
Pct 9902 MB - VBM Reporting	0	0	0.00	0	0	0	0	0	0	0	0				
Election Day Reporting Totals	435757	39406	9.04	30081	7137	2204	18	22466	14898	2066	10				

**THE CITY AND COUNTY OF SAN FRANCISCO Statement of Vote  
PRIMARY ELECTION JUNE 2014**

CITY/COUNTY OF SAN FRANCISCO													
	Registration	Ballots Cast	Turnout (%)	LOCAL MEASURE A				LOCAL MEASURE B					
				Yes	No	Under Vote	Over Vote	Yes	No	Under Vote	Over Vote		
VBM Reporting Totals	435757	89993	20.66	66056	18364	5835	29	48955	34972	6298	49		
District Totals - Absentee													
District Grand Totals													
12TH CONGRESSIONAL DISTRICT	385648	114107	29.59	85466	21681	7196	44	63053	43889	7392	53		
13TH CONGRESSIONAL DISTRICT	0	0	0.00	0	0	0	0	0	0	0	0		
14TH CONGRESSIONAL DISTRICT	50109	15292	30.52	10671	3810	843	3	8368	5981	972	6		
11TH SENATORIAL DISTRICT	435757	129399	29.70	96137	25491	8039	47	71421	49870	8364	59		
17TH ASSEMBLY DISTRICT	251482	78933	30.59	59110	12931	4999	27	42797	29204	5027	39		
19TH ASSEMBLY DISTRICT	184275	52466	28.47	37027	12560	3040	20	28624	20666	3337	20		
BOARD OF EQ. DISTRICT 2	435757	129399	29.70	96137	25491	8039	47	71421	49870	8364	59		
SUPERVISORIAL DISTRICT 1	37767	10489	27.77	7560	2358	590	5	5915	3970	625	3		
SUPERVISORIAL DISTRICT 2	43533	11996	27.56	8778	2491	756	7	6284	5055	686	7		
SUPERVISORIAL DISTRICT 3	33270	10359	31.14	7684	1917	799	4	5949	3632	819	4		
SUPERVISORIAL DISTRICT 4	37949	10880	28.67	7221	3086	846	4	5968	4162	823	4		
SUPERVISORIAL DISTRICT 5	47671	13086	27.45	10466	1830	797	7	7351	4981	763	5		
SUPERVISORIAL DISTRICT 6	34002	9061	26.65	6988	1408	707	4	4852	3410	820	5		
SUPERVISORIAL DISTRICT 7	42355	14311	33.79	10107	3476	772	2	7733	5787	832	5		
SUPERVISORIAL DISTRICT 8	53703	19219	35.79	15285	2861	1025	9	10237	8025	911	7		
SUPERVISORIAL DISTRICT 9	38405	12015	31.28	9361	1882	811	0	7080	4170	795	9		
SUPERVISORIAL DISTRICT 10	35021	8924	25.48	6454	1912	588	2	4911	3419	619	7		
SUPERVISORIAL DISTRICT 11	32081	9059	28.24	6253	2270	548	3	5141	3259	671	3		
CITY/COUNTY OF SAN FRANCISCO	435757	129399	29.70	96137	25491	8039	47	71421	49870	8364	59		
BAYVIEW/HUNTERS POINT	16695	3854	23.08	2796	800	270	2	2021	1548	297	2		
CHINATOWN	14573	4367	29.97	3184	836	365	1	2424	1577	383	2		
CIVIC CENTER/DOWNTOWN	24423	6806	27.88	5205	1053	558	6	4035	2155	630	2		
DIAMOND HEIGHTS	6435	2633	40.92	2027	449	143	1	1349	1141	130	0		
EXCELSIOR (OUTER MISSION)	23621	6926	29.33	4755	1768	411	2	3969	2464	499	4		
HAIGHT ASHBURY	13174	3684	27.96	2976	485	226	4	2116	1384	189	2		
INGLESIDE	10397	2883	25.81	1848	682	161	1	1483	1006	203	0		
INNER SUNSET	8836	2387	27.01	1851	426	118	3	1358	913	127	0		
LAKE MERCED	7477	1812	24.23	1309	405	109	0	1048	656	118	1		
LAUREL HEIGHTS/ANZA VISTA	8629	2287	26.50	1702	459	133	0	1269	894	131	0		
MARINA/PACIFIC HEIGHTS	34933	9391	26.88	6849	1945	611	5	4985	3884	536	5		
MISSION	28168	7962	28.27	6362	1086	532	1	4644	2842	490	5		
NOE VALLEY	15911	5531	34.76	4373	840	315	4	2969	2279	282	2		
NORTH BERNAL HTS	8108	3099	38.22	2540	389	177	0	1853	1083	165	5		
NORTH EMBARCADERO	6086	2166	35.71	1609	438	133	0	1240	825	114	1		
PORTOLA	7972	2539	31.85	1722	632	196	0	1387	959	204	0		
POTRERO HILL	12285	3536	28.78	2727	640	184	0	2043	1351	151	6		
RICHMOND	32988	9245	28.03	6618	2133	508	5	5217	3492	552	3		
SEA CLIFF/PRESIDIO HEIGHTS	7363	2366	32.13	1771	468	143	1	1182	1055	143	3		
SOUTH BERNAL HEIGHT	8738	3004	34.38	2367	462	178	0	1772	1055	179	1		
SOUTH OF MARKET	18900	5193	27.48	3983	819	413	1	2659	2078	477	2		
SUNSET	37410	10737	28.70	7109	3058	640	4	5891	4104	812	4		
UPPER MARKET/EUREKA VALL	17459	6607	37.84	5331	940	311	2	3410	2900	270	4		
VISITATION VALLEY	7291	1871	25.66	1202	536	137	0	992	713	170	0		
WEST OF TWIN PEAKS	31559	11503	36.45	8113	2805	614	2	6124	4749	658	3		
WESTERN ADDITION	27878	7710	27.66	6187	1020	495	2	4250	2956	496	2		
Grand Totals	435757	129399	29.70	96137	25491	8039	47	71421	49870	8364	59		



Print Form

# Introduction Form

By a Member of the Board of Supervisors or the Mayor

Time stamp  
or meeting date

I hereby submit the following item for introduction (select only one):

- 1. For reference to Committee. (An Ordinance, Resolution, Motion, or Charter Amendment)
- 2. Request for next printed agenda Without Reference to Committee.
- 3. Request for hearing on a subject matter at Committee.
- 4. Request for letter beginning "Supervisor [ ] inquires"
- 5. City Attorney request.
- 6. Call File No. [ ] from Committee.
- 7. Budget Analyst request (attach written motion).
- 8. Substitute Legislation File No. [ ]
- 9. Reactivate File No. [ ]
- 10. Question(s) submitted for Mayoral Appearance before the BOS on [ ]

Please check the appropriate boxes. The proposed legislation should be forwarded to the following:

- Small Business Commission
- Youth Commission
- Ethics Commission
- Planning Commission
- Building Inspection Commission

**Note: For the Imperative Agenda (a resolution not on the printed agenda), use a Imperative Form.**

**Sponsor(s):**


Supervisor Chiu

**Subject:**

Declaration of Election Results - June 3, 2014 - Consolidated Statewide Direct Primary Election

**The text is listed below or attached:**

Resolution declaring the results of the June 3, 2014, Consolidated Statewide Direct Primary Election.

Signature of Sponsoring Supervisor: 

For Clerk's Use Only:

140711

117041