


BOARD of SUPERVISORS



City Hall
1 Dr. Carlton B. Goodlett Place, Room 244
San Francisco 94102-4689
Tel. No. 554-5184
Fax No. 554-5163
TDD/TTY No. 554-5227

MEMORANDUM

BUDGET AND FINANCE COMMITTEE

SAN FRANCISCO BOARD OF SUPERVISORS

TO: Supervisor Malia Cohen, Chair
Budget and Finance Committee

FROM: Linda Wong, Assistant Clerk

DATE: December 12, 2017

SUBJECT: **COMMITTEE REPORT, BOARD MEETING**
Tuesday, December 12, 2017

The following file should be presented as a **COMMITTEE REPORT** at the Board meeting on Tuesday, December 12, 2017, at 2:00 p.m. This item was acted upon at the Committee Meeting on Thursday, December 7, 2017, at 10:00 a.m., by the votes indicated.

Item No. 43 File No. 171145

Resolution authorizing the Department of Public Health to submit an application to continue to receive funding for the Ryan White Act HIV/AIDS Emergency Relief Grant Program grant from the Health Resources Services Administration, requesting \$16,601,550 in HIV emergency relief program funding for the San Francisco Eligible Metropolitan Area for the period of March 1, 2018, through February 28, 2019.

RECOMMENDED AS A COMMITTEE REPORT

Vote: Supervisor Malia Cohen - Aye
Supervisor Norman Yee - Excused
Supervisor Katy Tang - Aye

c: Board of Supervisors
Angela Calvillo, Clerk of the Board
Jon Givner, Deputy City Attorney
Alisa Somera, Legislative Deputy Director

File No. 171145

Committee Item No. 2

Board Item No. 43

COMMITTEE/BOARD OF SUPERVISORS

AGENDA PACKET CONTENTS LIST

Committee: Budget and Finance
Board of Supervisors Meeting

Date: December 7, 2017
Date: December 12, 2017

Cmte Board

- | | | |
|-------------------------------------|-------------------------------------|--|
| <input type="checkbox"/> | <input type="checkbox"/> | Motion |
| <input checked="" type="checkbox"/> | <input checked="" type="checkbox"/> | Resolution |
| <input type="checkbox"/> | <input type="checkbox"/> | Ordinance |
| <input type="checkbox"/> | <input type="checkbox"/> | Legislative Digest |
| <input type="checkbox"/> | <input type="checkbox"/> | Budget and Legislative Analyst Report |
| <input type="checkbox"/> | <input type="checkbox"/> | Youth Commission Report |
| <input checked="" type="checkbox"/> | <input checked="" type="checkbox"/> | Introduction Form |
| <input type="checkbox"/> | <input type="checkbox"/> | Department/Agency Cover Letter and/or Report |
| <input type="checkbox"/> | <input type="checkbox"/> | MOU |
| <input type="checkbox"/> | <input type="checkbox"/> | Grant Information Form |
| <input checked="" type="checkbox"/> | <input checked="" type="checkbox"/> | Grant Budget |
| <input type="checkbox"/> | <input type="checkbox"/> | Subcontract Budget |
| <input type="checkbox"/> | <input type="checkbox"/> | Contract/Agreement |
| <input type="checkbox"/> | <input type="checkbox"/> | Form 126 – Ethics Commission |
| <input type="checkbox"/> | <input type="checkbox"/> | Award Letter |
| <input type="checkbox"/> | <input type="checkbox"/> | Application |
| <input type="checkbox"/> | <input type="checkbox"/> | Public Correspondence |

OTHER

<input type="checkbox"/>	<input type="checkbox"/>	_____
<input type="checkbox"/>	<input type="checkbox"/>	_____
<input type="checkbox"/>	<input type="checkbox"/>	_____
<input type="checkbox"/>	<input type="checkbox"/>	_____
<input type="checkbox"/>	<input type="checkbox"/>	_____

Prepared by: Victor Young
Prepared by: John Carroll

Date: December 1, 2017
Date: December 8, 2017

1 [Apply for Grant - Health Resources Services Administration - Ryan White Act HIV/AIDS
2 Emergency Relief Grant Program - \$16,601,550]

3 **Resolution authorizing the Department of Public Health to submit an application to**
4 **continue to receive funding for the Ryan White Act HIV/AIDS Emergency Relief Grant**
5 **Program grant from the Health Resources Services Administration, requesting**
6 **\$16,601,550 in HIV emergency relief program funding for the San Francisco Eligible**
7 **Metropolitan Area for the period of March 1, 2018, through February 28, 2019.**

8
9 WHEREAS, San Francisco Administrative Code, Section 10.170(b) requires Board
10 review of proposed annual or otherwise recurring grant applications of \$5,000,000 or more
11 prior to their submission; and

12 WHEREAS, San Francisco Department of Public Health (SFPDH) is currently a
13 recipient of the "Ryan White Act HIV/AIDS Emergency Relief Grant Program" grant in the
14 amount of approximately \$15,811,000 from the Health Resources Services Administration
15 (HRSA) for FY2017; and

16 WHEREAS, For this round of funding, SFPDH was instructed by HRSA to submit an
17 application request in the amount of \$16,601,550; and

18 WHEREAS, SFPDH uses these funds to cover a multitude of health services to HIV
19 positive persons residing in the three counties within the San Francisco Eligible Metropolitan
20 Areas; and

21 WHEREAS, Ordinance No. 265-05 requires that City Departments submit applications
22 for approval at least 60 days prior to the grant deadline for review and approval; and

23 WHEREAS, HRSA released the application guidance on September 1, 2017, with a
24 due date of October 30, 2017, allowing 41 business days for the entire process; and
25

1 WHEREAS, In the interest of timeliness, SFDPH is making this request for approval by
2 submitting its most recent draft of the grant application, also including supporting documents
3 as required, all of which are on file with the Clerk of the Board of Supervisors in File No.
4 171145, which is hereby declared to be part of the Resolution as if set forth fully herein; now,
5 therefore, be it


6 RESOLVED, That the Board of Supervisors hereby approves SFDPH's application
7 submission to HRSA for the "Ryan White Act HIV/AIDS Emergency Relief Grant Program
8 (Ryan White Programs, Part A)" grant for the funding period of March 1, 2018, through
9 February 28, 2019, to be submitted no later than October 18, 2017.

1 RECOMMENDED:

2

3

4



5

Barbara A. Garcia, MPA

6

Director of Health

7

8

9

10

11

12

13

14

15

16

17

18

19

20

21

22

23

24

25



CCB
Leg Rep
Leg Clerk

MALIA COHEN
馬莉亞郭嫻

DATE: December 7, 2017

TO: Angela Calvillo
Clerk of the Board of Supervisors

FROM: Supervisor Malia Cohen *MC*

RE: Budget and Finance Committee
COMMITTEE REPORT

RECEIVED
BOARD OF SUPERVISORS
2017 DEC -7 AM 10:30

Pursuant to Board Rule 4.20, as Chair of the Budget and Finance Committee, I have deemed the following matters are of an urgent nature and request they be considered by the full Board on Tuesday, December 12, 2017, as Committee Reports:

- **File No. 171077** - Real Property Lease Renewal - 1145 Market LP - 1145 Market Street - San Francisco Law Library - \$1,180,000 Initial Annual Base Rent]
- **File No. 171145** - Apply for Grant - Health Resources Services Administration - Ryan White Act HIV/AIDS Emergency Relief Grant Program - \$16,601,550
- **File No. 171144** - Apply for Grant - Centers for Disease Control - Integrated HIV Surveillance and Prevention Programs for Health Departments - \$7,257,408
- **File No. 170943** - Accept Gift - Alta Laguna, LLC - 55 Laguna Street; In-Kind Agreement
- **File No. 171205** - Accept and Expend Grant - California Department of Parks and Recreation - Geneva Car Barn and Powerhouse Improvements - \$3,500,000
- **File No. 171206** - Development Services Agreement - Community Arts Stabilization Trust - Renovation of the Powerhouse Building
- **File No. 171207** - Funding Agreement - Community Arts Stabilization Trust - Renovation of the Powerhouse Building
- **File No. 171208** - Real Property Lease - Community Arts Stabilization Trust - Geneva Car Barn and Powerhouse - 2301 San Jose Avenue - \$0 Initial Rent
- **File No. 171209** - Indemnification Agreement - Renovation of the Powerhouse Building
- **File No. 171200** - Grant of Easement - Pacific Gas and Electric Company - 68.25 Square Feet at Northern Edge of Parcel - 1101 Connecticut - At No Cost

- **File No. 171204** - Ground Lease - 1296 Shotwell Housing, L.P. - 1296 Shotwell Street - \$15,000 Annual Base Rent
- **File No. 171199** - Real Property Lease, Access License and Access Easement - State of California Department of Transportation - Property Near Cesar Chavez and Indiana Streets - Islais Creek Motor Coach Operation and Maintenance Facility - \$191,240 Initial Annual Rent
- **File No. 171255** - Corrective Actions in Connection with Proposed Federal Tax Reform - Multifamily Housing Revenue Bonds - Various Multifamily Rental Housing Projects
- **File No. 171258** - Apply for, Accept, and Expend Grant - 1950 Mission Housing Associates, L.P. - Assumption of Liability - Affordable Housing and Sustainable Communities Program - 1950 Mission Street Project
- **File No. 171259** - Apply for, Accept, and Expend Grant - 2060 Folsom Housing, L.P. - Assumption of Liability - Affordable Housing and Sustainable Communities Program - 2060 Folsom Street Project
- **File No. 171260** - Multifamily Housing Revenue Bond - 2675 Folsom Street and 970 Treat Avenue - Not to Exceed \$110,000,000
- **File No. 171250** - Appropriation - State and Federal Contingency Reserve - Backfill the Loss of Funding of Various Programs - \$9,559,117 - FY2017-2018



Barbara Garcia
Director of Health

**Ryan White HIV Emergency Relief Grant Program
(CARE Part A)**

Funding Criteria

The San Francisco Department of Public Health (SFPDH) is currently a recipient of the Ryan White HIV/AIDS HIV Emergency Relief Grant Program (Ryan White Programs, Part A) in the amount of \$15,811,000 from the Health Resources Services Administration (HRSA). The Part A grant is awarded to the San Francisco Eligible Metropolitan Area which is comprised of the City and County of San Francisco, Marin County, and San Mateo County.

Eligible Metropolitan Areas (EMA) include communities with populations of 500,000 or more that have reported to the Centers of Disease Control and Prevention a total of more than 2,000 cases of AIDS in the most recent five calendar years.

Department's Most Recent Draft of Grant Applications Materials

Please see Attachment A for the SFPDH's most recent draft of application materials. SFPDH's most recent application was submitted to HRSA on October 17, 2016 for the funding period of March 1, 2017 to February 28, 2018. We have received the application guidance from HRSA for the March 1, 2018 to February 28, 2019 funding period on September 1, 2017 with an application due date of October 30, 2017.

Anticipated Funding Categories

The Part A funds are awarded to SFPDH on an annual basis to cover a multitude of health services to HIV positive persons residing in the three counties within the San Francisco EMA.

Please see Attachment B for an example of the FY 2017-2018 Planned Service Mode Allocations for the San Francisco EMA. The service modes are defined by HRSA. The San Francisco HIV Health Services Planning Council, a citizen advisory board, is responsible for determining the priorities and the allocation of funds within each HRSA service mode for the San Francisco EMA.

Comments from Relevant Citizen Advisory Board

The San Francisco HIV Community Planning Council, a citizen advisory board, is responsible for determining the priorities and the allocation of CARE Part A funds. A list of the members of the HIV Community Planning Council is included in Attachment C.

HIV Community Planning Council

Name	Affiliation/Seat	Phone Number	Email	Address
Chuck Adams		(650) 771-6247	cdapaca@yahoo.com	275 Graystone Terrace, Apt. 2 San Francisco, CA 94114
Orin Allen			orin68496@gmail.com	1060 Howard Street San Francisco, CA 94103
Margot Antonetty	DPH/ Housing and Urban Health	(415) 554-2642	margot.antonetty@sfdph.org	101 Grove Street, Suite 321 San Francisco, CA 94102
Richard Bargetto	UCSF, Ward 86	(415) 206-6585	richard.bargetto@ucsf.edu	174 Lily Street San Francisco, CA 94102
Bill Blum	HHS/Primary Care	(415) 437-6346	bill.blum@sfdph.org	337 Cap Street San Francisco, CA 94410
Jackson Bowman	Huckleberry Youth Programs	(415) 745-3546	jbowman@huckleberryyouth.org	3310 Geary Boulevard San Francisco, CA 94118
Ben Cabangun Community Co-Chair		(951) 445-0373	ab.cabangun@gmail.com	1774 12 th Street Oakland, CA 94607
Cesar Cadabes	UCSF	(323) 376-8898	cesar.cadabes@gmail.com	178 Caselli Avenue San Francisco, CA 94114
Ed Chitty	Kaiser	(415) 833-4258	edward.chitty@kp.org	340 Ritch Street, #3 San Francisco, CA 94107
Billie Cooper		(415) 424-1721	msbilliecooper@yahoo.com	709 Geary Street, Apt. 104 San Francisco, CA 94109
Zachary Davenport	DPH, South Van Ness Behavioral Health Services	(415)642-4575	zachary.davenport@sfdph.org	755 South Van Ness San Francisco, CA 94110
Michael Discepola	San Francisco AIDS Foundation, Stonewall Project	(415) 487-3102	mdiscepola@sfaf.org	82 Carr Street San Francisco, CA 94124
Cicily Emerson	Marin DPH	(415) 413-3373	cemerson@marincounty.org	1600 Los Gamos Drive, Suite 350 San Rafael, CA 94903
Elaine Flores	Marin Care Council	(415) 299-7284	daffybugs03@yahoo.com	125 Willow Avenue, Apt. A Corta Madera, CA 94925
Wade Flores	Marin Care Council	(415) 867-5644	floresdaly16@gmail.com	125 Willow Avenue, Apt. A Corta Madera, CA 94925

HIV Community Planning Council

Timothy Foster		(415) 305-8608	timothyfoster1214@gmail.com	273 Baker Street,, Apt. 104 San Francisco, CA 94117
Matt Geltmaker	San Mateo County Health System	(650) 573-2077	mgeltmaker@smcgov.org	225 37 th Avenue San Mateo, CA 94403
David Gonzalez	Homeless Youth Alliance	(408) 823-2392	dgonzalez.cpg@gmail.com	431 Hickory Street San Francisco, CA 94102
Dean Goodwin Government Co-Chair	HHS	(628) 206-7675	dean.goodwin@sfdph.org	681 Corbett Avenue, #5 San Francisco, CA 94114
Jose Luis Guzman Government Co-Chair	CHEP	(415) 437-6295	jose-luis.guzman@sfdph.org	25 Van Ness Avenue, Suite 500 San Francisco, CA 94102
Liz Hall	CA DPH, Office of AIDS/ Part B	(916) 449-5951	liz.hall@cdph.ca.gov	1616 Capitol Avenue, Suite 616, MS 770 Sacramento, CA 94814
Paul Harkin	Glide Foundation	(415) 674-5180	pharkin@glide.org	242 Prospect Avenue San Francisco, CA 94110
Ron Hernandez		(415) 867-7482	rhonhern@yahoo.com	2261 Market Street, #623 San Francisco, CA 94114
Bruce Ito	Mayor's Office of Housing and Community Development	(415) 701-5558	bruce.ito@sfgov.org	1 South Van Ness Avenue, 5 th floor San Francisco, CA 94103
Lee Jewell		(415) 552-5552	rljinsf@gmail.com	355 Fulton Street, Apt. 508 San Francisco, CA 94102-4429
Kevin Lee	County of Marin	(415) 473-3037	klee@marincounty.org	1600 Los Gamos Drive, Suite 350 San Rafael, CA 94903
T.J. Lee-Miyaki	San Francisco AIDS Foundation, Positive Force	(415) 724-1272	tjleeinsfca@gmail.com	80 Museum Way, Apt. A San Francisco, CA 94114
Jessie Murphy	UCSF, Alliance Health Project	(415) 502-7583	jessie.murphy@ucsf.edu	1930 Market Street San Francisco, CA 94103
Irma Parada	SFDPH HIV & Integrated Services/ Jail Health Services	(415) 581-3141	irma.parada@sfdph.org	798 Brannan Street, 2 nd floor San Francisco, CA 94103
Ken Pearce		(415) 863-3304	kwpsf2@gmail.com	P.O. Box 14018 San Francisco, CA 94114
Mick Robinson		(415) 865-9884	mrmickster7@gmail.com	260 McAllister Street, #304 San Francisco, CA 94102

HIV Community Planning Council

Darpun Sachdev	DPH, LINCS	(415) 487-5501	Darpun.sachdev@sfdph.org	356 7 th Street San Francisco, CA 94110
Stacia Scherich		(415) 665-7661	dropsicalhag@gmail.com	1536 Great Highway, #6 San Francisco, CA 94122
Michael Shriver		(415) 235-0464	dadonation@gmail.com	2450 Market Street, #102 San Francisco, CA 94114
Charles Siron Community Co-Chair		(415) 655-3008	charlessiron@gmail.com	535 Geary Street, Apt. 910 San Francisco, CA 94012
Gwen Smith	DPH, Southeast Health Center	(415) 671-7057	Gwen.smith@sfdph.org	2401 Keith Street San Francisco, CA 94124
John Paul Soto	Lutheran Social Services of Northern California	(415) 581-0891	jpsoto@lssnorcal.org	191 Golden Gate Avenue San Francisco, CA 94102
Eric Sutter	Shanti Project	(415) 674-4754	esutter@shanti.org	730 Polk Street San Francisco, CA 94109
Laura Thomas	Drug Policy Alliance	(415) 283-6366	lthomas@drugpolicy.org	1266 Vermont Street San Francisco, CA 94110
Linda Walubengo Community Co-Chair	Catholic Charities	(571) 340-7876	lwalubengo@catholiccharitiessf.org	990 Eddy Street San Francisco, CA 94109
Mark Molnar	Program Director	(415) 674-4726	mmolnar@shanti.org	730 Polk Street San Francisco, CA 94109
Ali Cone	Program Manager	(415) 674-4751	acone@shanti.org	730 Polk Street San Francisco, CA 94109
Dave Jordan	Community Services Manager	(415) 674-4720	djordan@shanti.org	730 Polk Street San Francisco, CA 94109
Liz Stumm	Program Coordinator	(415) 674-4739	lstumm@shanti.org	730 Polk Street San Francisco, CA 94109

FY17
FY17 RWHP Part A & MAI Allocations Report

Section A: Agency Information	
San Francisco, California	
Dean Goodwin	
415-437-6278	
Dean.Goodwin@sfdph.org	

Detailed instructions for completing and submitting your report can be downloaded from the HRSA Electronic Handbook: <https://grants.hrsa.gov/webexternal/Login.asp>

Section B: Summary of Award Information	
1. Part A Grant Award Amount	\$15,042,799
2. MAI Grant Request / Award Amount	\$768,201
3. Total Part A Funds	\$15,811,000

Section C: Allocation Categories	1. Part A Award		2. MAI Award		3. Combined Total	
	Amount	Percentage	Amount	Percentage	Amount	Percentage
1. Core Medical Services Subtotal ^{1 (see CHECKLIST)}	\$8,224,419	61.70%	\$691,381	100.00%	\$8,915,800	63.59%
a. Outpatient /Ambulatory Health Services	\$2,678,156	20.09%	\$497,634	71.98%	\$3,175,790	22.65%
b. AIDS Drug Assistance Program (ADAP) Treatments		0.00%		0.00%	\$0	0.00%
c. AIDS Pharmaceutical Assistance (local)		0.00%		0.00%	\$0	0.00%
d. Oral Health Care	\$806,269	6.05%		0.00%	\$806,269	5.75%
e. Early Intervention Services	\$31,461	0.24%		0.00%	\$31,461	0.22%
f. Health Insurance Premium & Cost Sharing Assistance	\$40,000	0.30%		0.00%	\$40,000	0.29%
g. Home Health Care	\$271,003	2.03%		0.00%	\$271,003	1.93%
h. Home and Community-based Health Services		0.00%		0.00%	\$0	0.00%
i. Hospice Services	\$784,687	5.89%		0.00%	\$784,687	5.60%
j. Mental Health Services	\$1,791,463	13.44%		0.00%	\$1,791,463	12.78%
k. Medical Nutrition Therapy		0.00%		0.00%	\$0	0.00%
l. Medical Case Management (incl. Treatment Adherence)	\$1,821,380	13.66%	\$193,747	28.02%	\$2,015,127	14.37%
m. Substance Abuse Services - outpatient		0.00%		0.00%	\$0	0.00%
2. Support Services Subtotal	\$5,104,443	38.30%	\$0	0.00%	\$5,104,443	36.41%
a. Case Management (non-Medical)	\$1,949,845	14.63%		0.00%	\$1,949,845	13.91%
b. Child Care Services		0.00%		0.00%	\$0	0.00%
c. Emergency Financial Assistance	\$1,102,597	8.27%		0.00%	\$1,102,597	7.86%
d. Food Bank/Home-Delivered Meals	\$120,000	0.90%		0.00%	\$120,000	0.86%
e. Health Education/Risk Reduction		0.00%		0.00%	\$0	0.00%
f. Housing Services	\$890,732	6.68%		0.00%	\$890,732	6.35%
g. Legal Services	\$284,620	2.14%		0.00%	\$284,620	2.03%
h. Linguistics Services		0.00%		0.00%	\$0	0.00%
i. Medical Transportation Services	\$14,000	0.11%		0.00%	\$14,000	0.10%
j. Outreach Services	\$267,677	2.01%		0.00%	\$267,677	1.91%
k. Psychosocial Support Services	\$474,972	3.56%		0.00%	\$474,972	3.39%
l. Referral for Health Care/Supportive Services		0.00%		0.00%	\$0	0.00%
m. Rehabilitation Services		0.00%		0.00%	\$0	0.00%
n. Respite Care		0.00%		0.00%	\$0	0.00%
o. Substance Abuse Services - residential		0.00%		0.00%	\$0	0.00%
p. Treatment Adherence Counseling		0.00%		0.00%	\$0	0.00%
3. Total Service Allocations	\$13,328,862	100.00%	\$691,381	100.00%	\$14,020,243	100.00%
4. Non-services Subtotal	\$1,713,937	11.39%	\$76,820	10.00%	\$1,790,757	11.33%
a. Clinical Quality Management ^{2 (see CHECKLIST)}	\$350,000	2.33%		0.00%	\$350,000	2.21%
b. Grantee Administration ^{3 (see CHECKLIST)}	\$1,363,937	9.07%	\$76,820	10.00%	\$1,440,757	9.11%
5. Total Allocations (Service + Non-service) ^{4 (see CHECKLIST)}	\$15,042,799	100.00%	\$768,201	100.00%	\$15,811,000	100.00%

FOR OFFICE USE ONLY:

Grantee received waiver for 75% core medical services requirement.

PUBLIC BURDEN STATEMENT: An agency may not conduct or sponsor, and a person is not required to respond to, a collection of information unless it displays a currently valid OMB number. The OMB control number for this project is 0915-0318. Public reporting burden for this collection of information is estimated to be 1.5 hours per response. These estimates include the time for reviewing instructions, searching existing data sources, gathering and maintaining the data needed, and completing and reviewing the collection of information. Send comments to HRSA Reports Clearance Officer, Health Resources and Services Administration, Room 10-33, 5600 Fishers Lane, Rockville, MD. 20857.

FY 2017 RYAN WHITE PART A PROJECT ABSTRACT

Project Title: Enhancing Outcomes the Continuum of Care: San Francisco EMA FY 2017
Ryan White Part A Competing Continuation Application

Applicant Name: San Francisco HIV Health Services

Address: 25 Van Ness Avenue, Suite 500, San Francisco, CA, 94102

Project Director: Bill Blum, Director, HIV Health Services

Contact Numbers: Office: (415) 554-9105 / Fax: (415) 431-7547

E-Mail Address: bill.blum@sfdph.org / **Web Address:** www.sfhivcare.com

Total Funds Requested in Application: \$17,495,002

General TGA Demographics: The 2010 US Census population of the San Francisco EMA is 1,776,095, including a population of 252,409 in Marin County, 805,235 in San Francisco County, and 718,451 in San Mateo County, with widely varying population densities among the three regions. Over half of the EMA's residents are people of color, including large Asian/Pacific Islander (26.7%), Latino (19.3%), and African American (4.3%) populations. Over 42% of EMA residents speak a language other than English at home.

HIV Overview: As of December 31, 2015, a total of 16,554 persons were living with HIV in the San Francisco EMA for an EMA-wide HIV infection incidence of 932.0 cases per 100,000 persons. The epidemic disproportionately impacts men who have sex with men, who make up 85.4% of all PLWH in the region. Fully 57.1% of all PLWH in the EMA are age 50 and older, most of whom are long-term survivors.

Geography in Relation to Care: The San Francisco EMA is a diverse region encompassing Marin County in the north, San Francisco County in the center, and San Mateo County in the south. San Francisco County covers an area of only 47 square miles, making it geographically the smallest county in California and the sixth smallest in the US. The density of San Francisco is 17,170 persons per square mile - one of the highest population densities of any city in the U.S. In both Marin and San Mateo Counties, cases and services are focused around the major cities bordering the north-south-running Highway 101.

Continuum of Care: Throughout the EMA, the emphasis on **high-quality, client-centered primary medical care services** is at the heart of the continuum of care, with medical case management providing individualized coordination and entry points to a range of medical and social services. In addition to major hospitals in the EMA, there are **seven** public clinics and **six** community clinics in San Francisco County, **two** public clinics in San Mateo County, and **one** public clinic in Marin County providing HIV/AIDS primary care. San Francisco's **seven Centers of Excellence** form an innovative network of HIV providers designed to involve and retain complex, hard-to-reach, and multiply diagnosed populations in care.

Ryan White History: San Francisco was one of the 16 original Title I EMAs funded by the Ryan White CARE Act in 1991 and first began receiving MAI funding in 1999.

Changes Resulting from ACA Implementation: The most dramatic change in relation to ACA implementation has been a 31.8% reduction in Part A expenditures for Outpatient Ambulatory Health Services from FY 2014 to FY 2016, from \$4,252,006 expended for primary medical care in FY 2014 to a projected 2,901,207 to be expended in FY 2016.

Continuum-Related Successes and Challenges: The San Francisco EMA has achieved an unprecedented level of success in reducing the number of persons with HIV in the EMA who are unaware of their serostatus, currently estimated at 6.4%. At the same time, the EMA's viral load suppression rate of 71% far surpasses the national average of 25%.

**ENHANCING OUTCOMES ALONG THE HIV CONTINUUM OF CARE:
SAN FRANCISCO EMA FY 2017 RYAN WHITE PART A
COMPETING CONTINUATION APPLICATION NARRATIVE**

INTRODUCTION

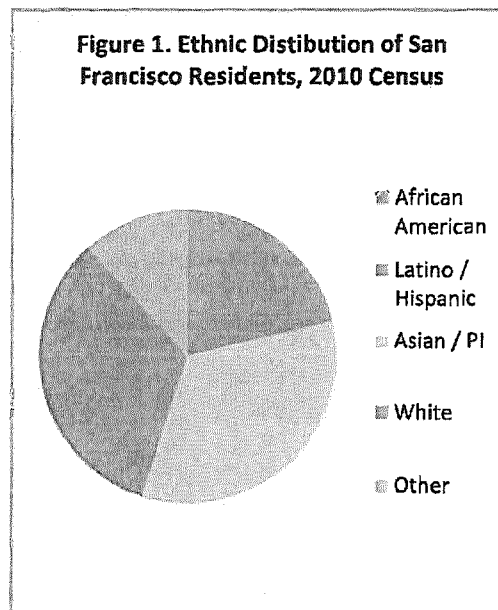
The San Francisco Eligible Metropolitan Area (EMA) requests a total **\$17,495,002** in Ryan White Part A Formula and Supplemental funding for our region to continue to meet the ongoing local crisis of HIV infection in an effective and strategic manner, which is fully coordinated within the overarching HIV Continuum of Care. Requested funds will ensure a seamless, comprehensive, and culturally competent system of care focused on the complementary goals of reducing inequities and disparities in HIV care access and outcomes and ensuring parity and equal access to primary medical care and support services for all residents in the region. The FY 2017 Part A Service Plan described in our application strikes a balance between providing an integrated range of intensive health and supportive services for complex, severe need, and multiply diagnosed populations, and expanding and nurturing the self-management and personal empowerment of persons living with HIV. The Plan also highlights expanded integration with HIV outreach, testing, linkage, and care retention services and incorporates the perspectives and input of a broad range of consumers, providers, and planners from across the region, as well as findings of key data sources described below. The FY 2017 Part A application presents an effective strategy to both preserve and advance a tradition of HIV service excellence in the San Francisco EMA.

NEEDS ASSESSMENT

A. Epidemiologic Overview

A.1) Overview of the Geographic Region:

Located along the western edge of the San Francisco Bay in Northern California, the San Francisco Eligible Metropolitan Area (EMA) is a unique, diverse, and highly complex region. Encompassing three contiguous counties - **Marin County** to the north, **San Francisco County** in the center and **San Mateo County** to the south - the EMA has a total land area of **1,016** square miles, an area roughly the size of Rhode Island. In geographic terms, the EMA is very narrow, stretching more than 75 miles from its northern to southern end, but less than 20 miles at its widest point from east to west. This complicates transportation and service access in the region, especially for those in Marin and San Mateo Counties. In San Mateo County, a mountain range marking the western boundary of the San Andreas Fault bisects the



region from north to south, creates challenges for those attempting to move between the county's eastern and western sides. The San Francisco (SF) EMA is also unusual because of the dramatic difference in the size of its member counties. While Marin and San Mateo Counties have a land area of 520 and 449 square miles, respectively, San Francisco County has a land area of only 46.7 square miles, making it by far the **smallest county in California** geographically, and the **sixth smallest county in the US** in terms of land area. San Francisco is also one of only three major cities in the US (the others are Denver and Washington, DC) in which the city's borders are identical to those of the county in which it is located. The unification of city and county governments under a single mayor and Board of Supervisors allows for a streamlined service planning and delivery process.

According to 2010 US Census data, the total population of the San Francisco EMA is 1,776,095.¹ This includes a population of 252,409 in Marin County, 805,235 in San Francisco County, and 718,451 in San Mateo County, with widely varying population densities within the three regions. While the density of Marin County is 485 persons per square mile, the density of San Francisco County is 17,170 persons per square mile - the highest population density of any county in the nation outside of New York City. While San Mateo County lies between these two extremes, its density of 1,602 persons per square mile is still more than ten times lower than its neighbor county to the north. These differences necessitate varying approaches to HIV care in the EMA.

The geographic diversity of the San Francisco EMA mirrors the diversity of the people who call the area home. Over half of the EMA's residents (53.3%) are persons of color, including Asian/Pacific Islanders (26.7%), Latinos (19.3%), and African Americans (4.3%). In San Francisco, persons of color make up 58.1% of the total population, with Asian residents alone making up over one-third (33%) of the City's total population (see Figure 1). The nation's largest population of Chinese Americans lives in the City of San Francisco and is joined by a diverse group of Asian immigrants, including large numbers of Japanese, Vietnamese, Laotian, and Cambodian residents. A large number of Latino immigrants also reside in the EMA, including natives of Mexico, Guatemala, El Salvador, and Nicaragua. EMA-wide, 31.6% of residents were born outside the US and 41.7% of residents speak a language other than English at home, with over 100 separate Asian languages and dialects spoken in SF. Only half of the high school students in the City of San Francisco were born in the United States, and almost one-quarter have been in the country six years or less. A total of over 20,000 new immigrants join the EMA's population each year, in addition to at least 75,000 permanent and semi-permanent undocumented residents.

A.2) Profile of the Local HIV Epidemic

HIV Demographic Table - Please see Attachment 3


A.2.a) HIV Demographic Data: More than a quarter century into the HIV epidemic, the three counties of the San Francisco region continue to be devastated by HIV – an ongoing crisis that has exacted an enormous human and financial toll on our region. According to the State of California, as of June 30, 2014, a total of 40,819 cumulative cases of HIV had been diagnosed in the region, representing nearly one in five HIV cases ever diagnosed in the state of California (n=220,543).² Over 22,979 persons have died as a result of HIV infection in the region. As of December 31, 2015, a total of 16,554 persons were living with HIV in the region's three counties, for a region-wide HIV infection incidence of 932.0 cases

per 100,000 persons, meaning that nearly 1 in every 100 residents of the San Francisco region is now living with HIV.

At the epicenter of this continuing crisis lies the City and County of San Francisco, the city hardest-hit during the initial years of the AIDS epidemic. Today, the City of San Francisco continues to have the nation's highest per capita prevalence of cumulative AIDS cases,³ and HIV remains the leading cause of death in the city among all age groups, as it has been for nearly two decades.⁴ As of the end of 2015, at least 13,971 San Franciscans were living with HIV infection, representing 84.4% of all persons living with HIV in the three-county region, for a staggering citywide prevalence of 1,735.0 cases of HIV per 100,000. A total of at least 288 new cases of HIV infection were diagnosed in San Francisco in calendar year 2015 alone,

Race / Ethnicity: Reflecting the ethnic diversity of our region, the local HIV caseload is distributed among a wide range of ethnic groups. The majority of persons living with HIV (PLWH) are white (56.8%), while 13.1% of cases are among African Americans; 20.7% are among Latinos; and 6.4% are among Asian / Pacific Islanders (see Figure 2). A total of 7,150 persons of color were living with HIV infection in the three-county region as of December 31, 2014, representing 43.2% of all persons living with HIV. African Americans are significantly over-represented in terms of HIV infection, making up 13.1% of all persons living with HIV while comprising only 4.3% of the area's population. This disproportion is even greater among women with HIV, a group in which African American women make up 39% of all PLWH while comprising 4.1% of the region's total female population. Additionally, among the region's hard-hit transgender population, persons of color make up 79.6% of all PLWH, including a population that is 36.3% African American, 30.2% Latino, and 9.1% Asian / Pacific Islander.

Figure 2. Persons Living with HIV in San Francisco EMA by Ethnicity as of December 31, 2015




- African American (13.1%)
- Latino (20.7%)
- Asian / Pacific Islander (6.4%)
- White (56.8%)
- Other (3.0%)

Transmission Categories: The most important distinguishing characteristic of the HIV epidemic in the San Francisco region is that HIV remains primarily a disease of men who have sex with men (MSM). In other regions of the US, the proportionate impact of HIV on MSM has declined over time as populations such as women, injection drug users, and heterosexual men have been increasingly affected by the epidemic. While these groups have been impacted in our region as well, their representation as a proportion of total PLWH has remained relatively low. Through December 31, 2015, fully 85.4% of persons living with HIV in our region were MSM (14,140), including 11,865 men infected with HIV

through MSM contact only (71.7% of all PLWH) and 2,275 MSM who also injected drugs (13.7% of all PLWH) (see Figure 3). This represents an increase from the end of 2008, when MSM made up 82.3% of all PLWH. By comparison, only 37.9% of PLWH in New York City as of December 31, 2013 were listed as infected through MSM contact.⁵ Factors underlying this difference include the high proportion of gay and bisexual men living in the region; the large number of local long-term MSM HIV survivors; growing rates of STD infection among MSM; and relatively high local drug use rates. Other significant local transmission categories include heterosexual persons who inject drugs (PWID) (6.6% of PLWH) and non-PIWD heterosexuals (4.5%).

Figure 3. Persons Living with HIV in San Francisco EMA by Transmission Category as of December 31, 2015




- MSM (71.7%)
- IDU (6.7%)
- MSM / IDU (13.7%)
- Non-IDU Heterosexuals (6.3%)
- Other / Unknown (1.6%)

Gender: Reflecting the high prevalence of HIV among men who have sex with men, the vast majority of those living with HIV in the San Francisco region (91.0%) are men (see Figure 4). Only 6.6% of all PLWH in the region are women, over 70% of whom are women of color. Among African Americans living with HIV, 15.2% are women. The three-county San Francisco region has historically contained what is by far the lowest percentage of women, infants, children, and youth (WICY) living with HIV of any HIV region or

jurisdiction in the nation. Because of their high representation within the San Francisco population, transgender persons also make up a significant percentage of PLWH, with at least 401 transgender individuals - the vast majority of them male-to-female - living with HIV as of December 31, 2015, representing 2.4% of the region's PLWH caseload.

Current Age: The majority of persons living with HIV in the San Francisco region are age 50 and above. This is attributable to the long history of the epidemic in our region - resulting in a large proportion of long-term survivors - as well as to the region's hard-fought success in bringing persons with HIV into care and

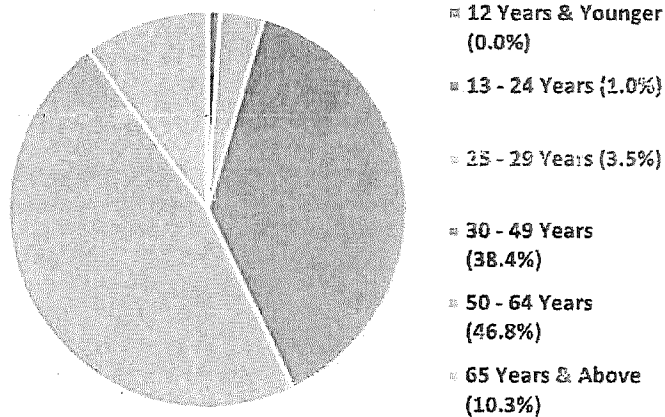
Figure 4. Persons Living with HIV in San Francisco EMA by Gender as of December 31, 2015



- Female (6.6%)
- Male (91.0%)
- Transgender (2.4%)

maintaining their health of time. As of December 31, 2015, well over half of all persons living with HIV in the region (57.1%) are age 50 or older, including 7,748 PLWH between the ages of 50 and 64 and 1,704 PLWH age 65 and higher (see Figure 5). Between December 2009 and December 2015 alone, the number of persons 50 and over living with HIV increased by nearly 40% within the region (from 41.2%) while the number of PLWH 65 and older increased by 41.1% over the last 12 months alone. This growing aging population creates significant challenges for the local HIV service system,

Figure 5. Persons Living with HIV in San Francisco EMA by Current Age, December 31, 2014



including the need to coordinate and integrate HIV and geriatric care and to plan for long-term impacts of HIV drug therapies. Persons between the ages of 30 and 49 make up 38.4% of all PLWH in the region (n=6,351) while young adults ages 25 - 29 make up 3.5% (n=575). A total of 172 young people between the ages of 13 and 24 are estimated to be living with HIV in the region, constituting 1.0% of the PLWH population. However, young people ages 13-24 make up 15% of all new HIV cases identified in calendar year 2015, pointing to a growing HIV incidence within this population. Only 4 children age 12 and under are living with HIV in the region, and no new AIDS cases were diagnosed among this group between January 1, 2010 and December 31, 2015.

A.2.b) Socioeconomic Data:

Poverty: The problem of poverty presents a daunting challenge to the HIV care system. According to the 2010 Census, the average percentage of persons living at or below federal poverty level stands at 9.2% for the entire San Francisco region. Using this data, SF DPH projects that at least 490,201 individuals in the San Francisco region are living at or below 300% of Federal Poverty Level, which translates to 27.6% of the overall region population lacking resources to cover all but the most basic expenses. **However, because of the high cost of living in the San Francisco Bay Area, persons at 300% of poverty or below have a much more difficult time surviving in our area than those living at these income levels in other parts of the U.S.** Analyzing data from the San Francisco AIDS Regional Information and Evaluation System (ARIES), the SF region's client-level data system, it is estimated that at least 60.1% of all persons living with HIV in the San Francisco region (n=9,941) are living at or below 300% of the 2016 Federal Poverty Level (FPL) including persons in impoverished households, while 95% of Ryan White-funded clients live at or below 300% of poverty.⁶ ARIES data also reveals that 58.0% of active Ryan White clients in the San Francisco region are currently living at or below 100% of FPL while another 26.7% are living between 101% and 200% of FPL. HIV-infected

persons in poverty clearly have a higher need for subsidized medical and supportive services, accounting for at least \$249 million in Part A and non-Part A HIV-related expenditures in the San Francisco region each year⁷.

Housing and Homelessness: Housing is an indispensable to ensure good health outcomes for persons with HIV. Without adequate, stable housing it is highly challenging for individuals to access primary care; maintain combination therapy; and preserve overall health and wellness. These issues are more critical for persons with co-morbidities such as substance addiction and/or mental illness, since maintaining sobriety and medication adherence is much more difficult without stable housing. Homelessness is also a critical risk factor for HIV, with one study reporting HIV risk factors among 69% of homeless persons.⁸

Because of the prohibitively high cost of housing in the San Francisco region and the shortage of affordable rental units, the problem of homelessness has reached crisis proportions, creating formidable challenges for organizations seeking to serve HIV-infected populations. According to the National Low Income Housing Coalition's *Out of Reach 2016* report, Marin, San Francisco, and San Mateo Counties – the three counties that make up the San Francisco region – are tied with one another as the three least affordable counties in the nation in terms of the minimum hourly wage needed to rent an average two-bedroom apartment, which currently stands at \$44.02 per hour (see Figure 6).⁹ Meanwhile, in 2015, the City of San Francisco has the highest HUD-established Fair Market Rental rate in the nation at \$2,801 per month for a 2-bedroom apartment, which represents the amount needed to “pay the gross rent of privately owned, decent, and safe rental housing of a modest nature”.¹⁰ An analysis of 2015-2016 ARIES data revealed that only two-thirds Ryan White clients were stably housed during the year (65.9%), with 21.9% living in temporary housing and 5.3% living in unstable housing.

Insurance Coverage: The advent of health care reform through the Affordable Care Act (ACA) has resulted in significant, positive change in regard to the number and proportion of low-income persons with HIV in our region who benefit from affordable and more accessible health insurance coverage. According to the UCLA Center for Health Policy Research, the number of uninsured Californians had fallen by as much as 40% as of February 2015 as a result of ACA implementation.¹¹ Nevertheless, significant insurance gaps continue to remain in our region. Analysis of local ARIES data revealed that fully 29.0% of all persons enrolled in Ryan White services in the three-county region as of 2015 remained uninsured, including persons without Medicaid or Medicare.

**Figure 6.
Top 9 Least Affordable Counties in the U.S.
in Terms of Housing Costs, 2016**

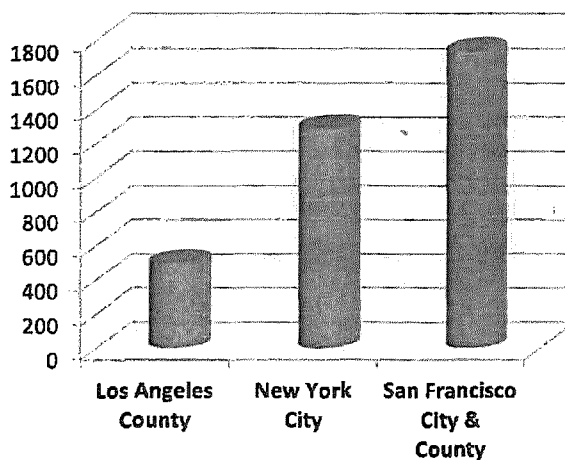
County	Hourly Wage to Rent a 2-Bdrm. Apt. at HUD Fair Market Rents
San Francisco County, CA	\$ 44.02
Marin County, CA	\$ 44.02
San Mateo County, CA	\$ 44.02
Alameda County, CA	\$ 40.44
Contra Costa County, CA	\$ 40.44
Santa Clara County, CA	\$ 38.35
Honolulu County, HI	\$ 38.17
Orange County, CA	\$ 32.15
Pitkin County, CO	\$ 31.96

Additionally, significant **disparities** exist in regard to type of health insurance coverage among newly diagnosed persons with HIV. While the percentage of persons in San Francisco who had insurance at the time of HIV diagnosis was relatively comparable across ethnic groups (67% of whites; 66% of African Americans; 60% of Latinos; and 59% of other ethnic groups) the **type** of insurance varied greatly among populations. For example, while 46.9% of whites had private insurance at the time of HIV diagnosis, only 16.0% of African Americans and 35.6% of Latinos had private insurance. Conversely, while 11.1% of whites and 13.0% of Latinos had Medicaid coverage at the time of diagnosis, fully 34.4% of African Americans were covered by Medicaid at the time of initial HIV diagnosis. Even more ominous is the fact that nearly 35% of whites and African Americans and 40% of Latinos and other populations were **uninsured** at the time of diagnosis, despite extensive regional efforts to enroll low-income individuals in one of the region's many medical insurance programs tailored to these populations.

The issue of persons **losing their private disability insurance** is growing in importance as the population of PLWH who are 50 years or older increases and are more likely to rely on private disability insurance than their younger counterparts. In October of 2014, the San Francisco Board of Supervisors, Budget and Legislative Analyst Office released a Policy Analysis Report on PLWH who age off Long Term Disability Insurance. The report reviewed data from several sources to estimate the number of PLWH who have private disability insurance and will reach retirement age and Social Security eligibility in the next 15 years. The report found that over 1,200 PLWH over 50 years old rely on private disability insurance, which terminates at age 65. The overall effect of the drop in income that will occur as people lose their private disability insurance is difficult to predict conclusively. However, evidence does suggest that for many PLWH, the lost income will make it impossible to afford San Francisco's current median rent.

A.3) Burden of HIV in the Service Area: It is important to note that the City of San Francisco continues to have the **largest per capita concentration of persons living with HIV of any metropolitan region in the United States**. As noted above, as of the end of 2015, a total of 13,971 San Franciscans were living with diagnosed HIV, representing 84.4% of all persons living with HIV in the EMA **This means that 1 in every 58 San Francisco residents is now living with HIV disease - an astonishing concentration of HIV infection in a city with a population of just over 800,000.** The incidence of 1,735.0 persons living with HIV per 100,000 in San Francisco County is **over three times that of Los Angeles County (498.1 per 100,000) and 35% higher than New York City (1,285.5 per 100,000)** (see Figure 7).¹²

Figure 7. Persons Living with HIV Per 100,000 Population - Selected Metropolitan Areas



A.4) Indicators of HIV Infection Risk: Please note that a thorough description of local HIV infection risk indicators is provided in **Section C.5** below, specifically in the section on **Co-Morbidities**. This includes a description of Hepatitis C risk; STI and tuberculosis rates; rates of mental illness and substance abuse; and the impact of incarceration on the service region.

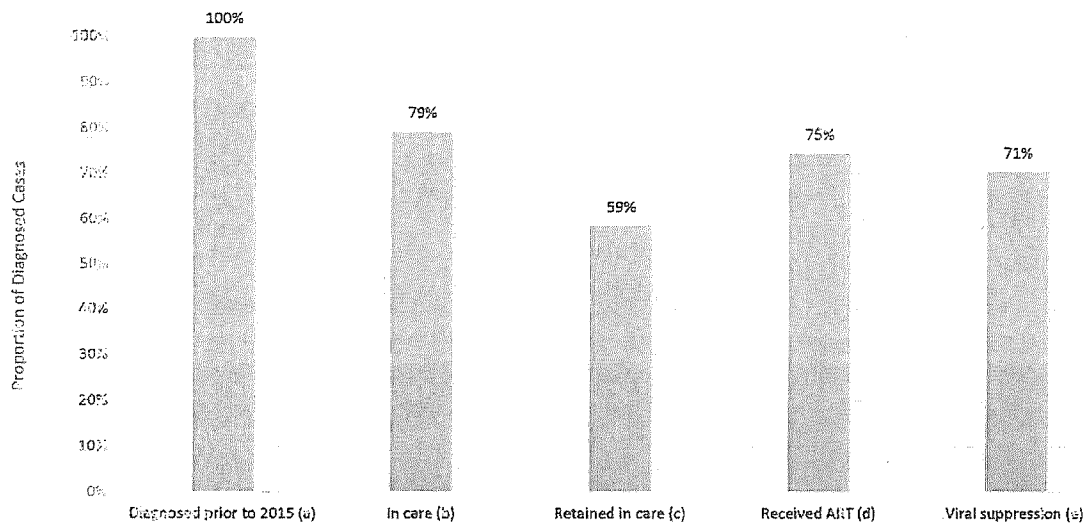
Trends in New HIV Infections: New HIV infection data for the City of San Francisco for the years 2006 to 2014 continue to show consistent and relatively steady decreases in the number of new infections reported across all ethnicities. Between 2006 and 2014, the number of newly identified HIV infections among white men declined by **51.1%**, from **278** to **136** new cases, while the number of newly identified cases among African American men declined by **56.0%**, from **75** in 2006 to **33** in 2014. New HIV cases among Latino men also dropped over the same period, from **113** new cases in 2006 to **82** in 2014, a decline of **27.4%**. However, as a proportion of their representation in the community as a whole, African American and Latino men still have significantly higher rates of infection per 100,000 among members of their ethnic group than white men. While the rate of new HIV diagnoses in 2014 among white San Francisco males was **69** per 100,000, the rate was **107** per 100,000 for Latino men and **127** per 100,000 for African American men. Meanwhile, new HIV diagnoses among women continue to drop dramatically, most notably with a decline in new HIV diagnoses among African American women from **47** new diagnoses in 2006 to **9** new diagnoses in 2014. The rate of new HIV infections per 100,000 among women in San Francisco is **4** for white women, **6** for Latina women, and **9** for African American women.

B) FY 2017 HIV Care Continuum

B.1) Care Continuum Graph - See chart on following page

B.2) Disparities in Regard to the HIV Care Continuum: During calendar year 2015, **79%** of PLWH in the San Francisco EMA were categorized as being in care (defined as at least 1 medical visit during the calendar year); **59%** were retained in care (defined as at least 2 medical visits at least 90 days apart during the calendar year); **75%** received ART; and **71%** achieved viral suppression. However, despite these successes, some significant disparities remain in terms of care continuum outcomes. A detailed analysis of 2014 HIV care continuum data conducted as part of this year's integrated HIV planning process found, for example, that a lower proportion of **men** were retained in care three to nine months after initial linkage to care (**72%**) (see **Figure 8**). **African Americans** had a lower proportion of linkage to care both one month and three months after diagnosis (**67%** and **81%**, respectively); retention in care (**64%**); and viral suppression 12 months after diagnosis (**53%**). While a greater proportion of newly diagnosed persons who were homeless were linked to care within three months of diagnosis (**94%** compared to **90%** among those who were housed), only **53%** achieved viral suppression within 12 months of diagnosis compared to **77%** among those who were housed. This suggests that more needs to be done among the homeless after initial linkage to care to ensure they initiate and adhere to ART.

San Francisco EMA HIV Continuum of Care Among Prevalent Cases, 2015 (n=16,218)



- (a) Includes persons diagnosed before 2015 who were alive and residing in EMA at end of 2015.
- (b) ≥ 1 CD4, VL or genotype tests during 2015.
- (c) ≥ 2 CD4, VL and/or genotype tests at least 3 months apart during 2015.
- (d) Based on chart reviews of a representative subset of SF patients in care.
- (e) Last VL during 2015 ≤ 200 copies/mL.

Figure 8. Care Indicators Among Persons Newly Diagnosed with HIV in 2014 by Demographic and Risk Characteristics, San Francisco

Characteristics	Number of diagnoses ¹	% Linked to care within 1 month of diagnosis ²	% Linked to care within 3 months of diagnosis ²	% Retained in care 3-9 months after linkage ²	% Virally suppressed within 12 months of diagnosis ²
Total	334	84%	91%	73%	75%
Gender					
Male	313	85%	90%	72%	74%
Female	14	64%	93%	93%	79%
Transfemale	7	71%	100%	86%	71%
Race/Ethnicity					
White	143	87%	94%	76%	76%
African American	36	67%	81%	64%	53%
Latino	96	81%	88%	71%	78%
A/PI	42	88%	93%	76%	86%
Other/Unknown	17	94%	94%	65%	65%
Age at Diagnosis					
13-24	37	76%	84%	65%	73%
25-29	54	93%	98%	81%	81%
30-39	101	75%	85%	63%	67%
40-49	81	89%	91%	79%	78%
50+	61	87%	97%	77%	77%
Transmission Category					
MSM	253	84%	91%	75%	78%
PWID	19	79%	95%	63%	63%
MSM-PWID	37	86%	89%	65%	57%
Heterosexual	11	82%	100%	82%	91%
Other/Unidentified	14	79%	86%	57%	57%
Housing Status					
Housed	298	83%	90%	73%	77%
Homeless	36	89%	94%	69%	53%

1 Includes persons diagnosed in 2014 based on a confirmed HIV test and does not take into account patient self-report of HIV infection.

2 Percent of total diagnoses.

B.2.a) Utilization of the HIV Care Continuum: The San Francisco EMA's HIV prevention and care continuum strategy reflects a forward-thinking understanding of how to best meet the needs of people living with and at risk for HIV (PLWARH). The framework outlined in **Figure 9** on the following page builds from the concept of treatment as prevention to addressing HIV as a **holistic health issue**. The model illustrates how prevention, care, and treatment are **inextricably intertwined**, and prioritizes the needs of people **regardless of HIV status**. Given that with advances in treatment and prognosis the needs of PLWH and those at risk are no longer as different as they once were, there are increased opportunities for affected communities to come together around a common vision and set of priorities, including ensuring access to health care and other services; providing a continuum of HIV prevention, care and treatment services using a holistic approach; and ultimately, as a result, **"getting to zero" - meaning zero new infections, zero AIDS-related deaths, and zero stigma - may be within our reach for the first time in the history of the epidemic.**

B.2.b) How the HIV Care Continuum is Evaluated in Our Region: The newly merged San Francisco HIV Community Planning Council hosts regular presentations and updates on the local continuum by staff of the San Francisco Department of Public Health and considers disparities in continuum outcomes in regard to sub-populations when making prioritization and allocation decisions and planning prevention strategies and services. The Department itself utilizes continuum outcomes as a strategy to assess the effectiveness of the local prevention and care system in meeting existing and emerging prevention and care needs, and to plan enhanced services and programs to better address shortfalls in continuum targets.

B.2.c) How the Care Continuum is Utilized in Planning and Prioritization: The continuum of care framework embodies an approach to comprehensive care which has begun to have an important impact on HIV prevention and service planning in the San Francisco region. The Continuum of Care provides invaluable information regarding the future, merged direction of HIV prevention and care and reinforces an already understood need for providers to better manage, enter, track, and coordinate data, and to begin to build expanded bridges of information-sharing between public and private providers. **Figure 10** below provides a schematic view of the EMA's vision of developing goals and achieving objectives of an integrated continuum of care. It is important to note that service integration may offer some solutions to challenges that HIV prevention has long faced. Historically, HIV prevention has been asked to fund services for populations at high risk for a variety of health issues, even though risk for HIV may be low. For example, it is not uncommon to hear that services for non-MSM populations, such as HIV-negative women and non-MSM youth, are insufficient. Integration offers opportunities to fund services appropriately, while also meeting the need (e.g., integrating HIV prevention messages into homeless services at low or no cost). The HIV prevention and sexual health needs in Bayview/Hunters Point, which is home to many HIV care and treatment services but few HIV prevention services, can potentially be addressed by leveraging non-HIV-related efforts and broader health initiatives (e.g., SFDPH's Black/African American Health Initiative). Finally, in the process of "getting to zero," the target population will be harder and harder to reach. Integrated services where HIV is not the focus might attract clients that we haven't been able to reach in any other way.

Figure 9: San Francisco Jurisdiction Holistic Health Framework for HIV Prevention and Care

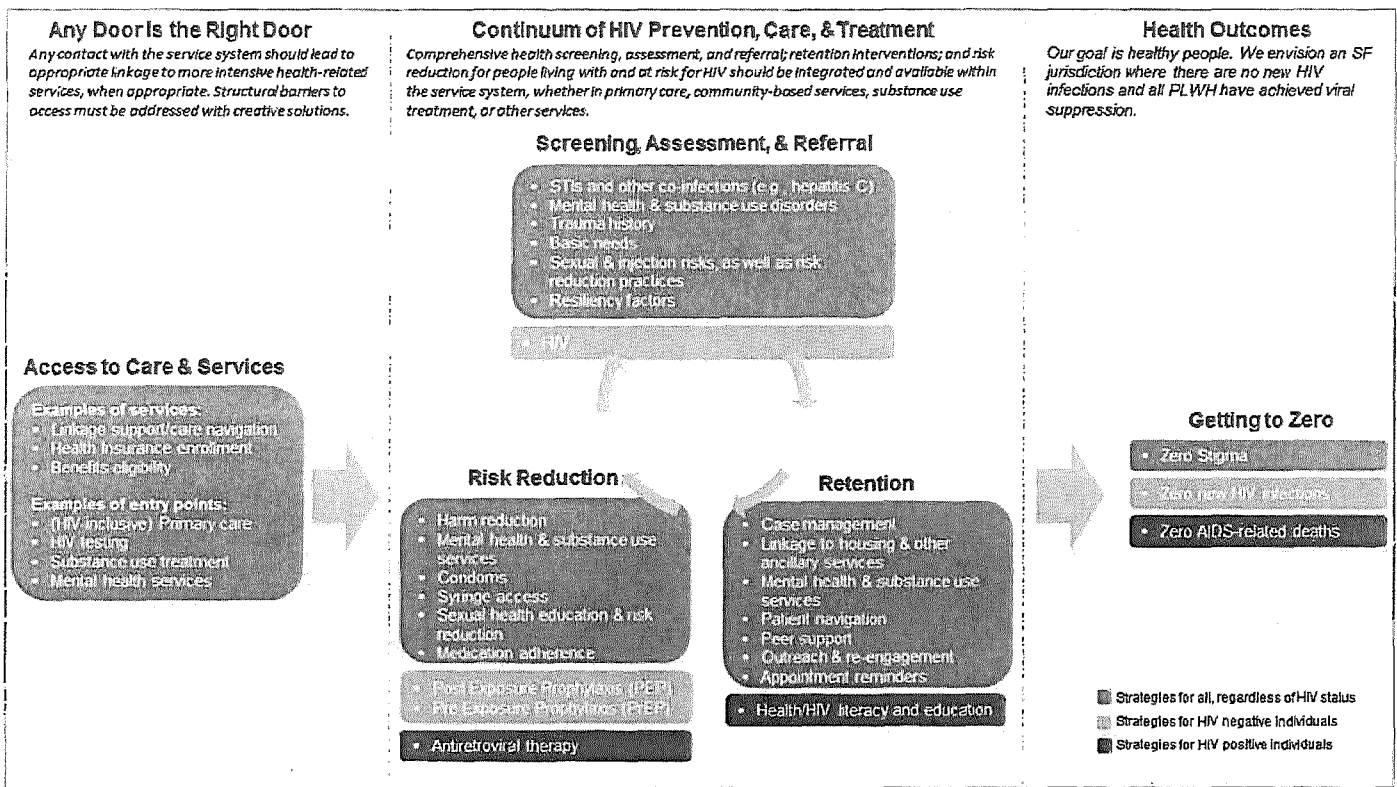







Figure 10. Sample San Francisco EMA Integrated HIV Prevention & Care Goals

Goals	Indicators	Data	Overall Trend
Reduce new HIV infections	<i>New diagnoses</i>	2011: 510 2012: 495 2013: 418 <i>SF, San Mateo, and Marin. Source: County HIV surveillance data.</i>	
	<i>Estimated % of MSM in SF who are unaware of their HIV-positive status</i>	2005: 23% 2008: 17% 2011: 6% <i>SF only. Source: NHBS.</i>	
Increase access to care and improve health outcomes for PLWH	<i>Linkage to care</i>	2011: 84% 2012: 86% 2013: 89% <i>SF and Marin only. SF data is linkage to care within 3 months. Marin data is linkage to care within 6 months. Source: County HIV surveillance data.</i>	
	<i>Late diagnosis</i>	2010: 26% 2011: 24% 2012: 21% <i>SF only. Data represents the proportion of new HIV diagnoses that developed AIDS within 3 months of diagnosis. Source: County HIV surveillance data.</i>	
	<i>Viral suppression</i>	2010: 56% 2011: 58% 2012: 68% <i>SF only. Data represents the proportion virally suppressed within 12 months of diagnosis. Source: County HIV surveillance data.</i>	

C. Demonstrated Need

C.1) Early Identification of Individuals with HIV/AIDS (EIIHA)

“I love the San Francisco model. If it keeps doing what it is doing, I have a strong feeling that they will be successful at ending the epidemic as we know it. Not every last case - we’ll never get there - but the overall epidemic. And then there’s no excuse for everyone not doing it.”

**- Dr. Anthony S. Fauci,
Director, National Institute of Allergy and Infectious Diseases
New York Times, October 5, 2015¹³**

FY 2017 EIIHA Plan

C.1.a) Process for Linking People Identified in EIIHA Data to Prevention and Care Services, Including Community Partners and Complementary Resources: San

San Francisco brought about a major enhancement of its HIV testing services matrix in FY 2015 by implementing the **Linkage Integration Navigation Comprehensive Services (LINCS) program**, a highly effective program designed to increase the number of HIV-infected individuals who are effectively linked to and anchored in care. The LINCS Team provides a comprehensive range of services based on individual client needs and circumstances, incorporating linkage to HIV medical care, social services, partner services, and retention services under a single umbrella. LINCS employs an integrated team of **15 full-time staff**. **Eight staff** provide HIV and syphilis partner services and linkage to care to newly diagnosed patients, and **7 staff** provide HIV care navigation to patients who are identified as out of care by healthcare providers or through HIV surveillance data. Of note, 6 of these navigation staff are short-term grant-funded through the MAC AIDS Foundation and CDC's Project PrIDE (PrEP, Implementation, Data2Care, Evaluation). LINCS Team members are directly paired with newly identified HIV-positive individuals and remain paired in a supportive relationship for up to **three months** following initial HIV diagnosis. The program ensures that: 1) linkage to care is made **within 30 days** for everyone testing positive in San Francisco; and 2) **all** newly-diagnosed individuals are offered comprehensive and immediate linkage and partner services.

In 2014, through the LINCS program, **84%** of newly diagnosed patients were linked to care within 1 month and **75%** were **virally suppressed within 12 months of diagnosis**. By comparison, among all people living with HIV in SF, the overall viral suppression rate is **72%**. By expanding LINCS navigation capacity, we are hoping to improve this rate. In the first 9 months of expanding LINCS navigation capacity, the program received a total of **321** referrals; located and enrolled **120** patients into navigation; re-linked **108 (90%)** of these patients to care; and increased viral suppression among this population from **11%** to **50%**. **One-third** of clients re-linked to care are **homeless** and nearly **half** are substance-using. These data suggest that the LINCS navigation efforts are highly effective and should be sustained beyond the grant-funded period in order to sustain improvements in viral suppression city-wide.

C.1.b) Planned Activities of the San Francisco EMA EIIHA Plan for FY 2017

C.1.b.1) Primary Activities to be Undertaken, Including Systems-Level Interventions:

The FY 2017 EIIHA Plan will encompass **three** broad activity areas which mirror those of the three succeeding EIIHA plans. The first area involves continuing to identify individuals who are unaware of their HIV status. Most MSM will be provided with high-quality rapid testing and acute RNA pooled screening. San Francisco is using rapid 4th generation combination antibody / antigen (Ab/Ag) tests at sites that do not currently have access to pooled RNA testing. The 4th generation rapid testing identifies not only HIV antibodies but also HIV-1 p24 antigens, which allows for early identification and rapid treatment of acute HIV infection. All other existing rapid HIV screening technologies have window periods exceeding the acute infection period, which may result in false negative tests in acutely-infected patients, and in turn lead not only to missed HIV diagnoses but to lost opportunities to intervene with treatment and counseling at the time when an individual is at greatest risk to pass their HIV infection on to others. Additionally, the 4th generation HIV Ab/Ag combination tests provide result in 20 minutes.

The second key activity area involves ensuring that HIV-positive individuals are successfully linked to essential medical and social services based on individual need. Specific activities to be undertaken through the Plan will be tailored to meet the needs of

its three identified target population groups, with a particular emphasis on continuing to implement the city-wide LINC program (newly identified as well as re-link individuals out of care).

A third key activity aims to promote and facilitate ever-widening utilization of PrEP throughout the EMA, and in particular, to address disparities in PrEP uptake. DPH is leveraging multiple funding sources to implement a multi-pronged approach that includes: 1) community, clinic, and pharmacy-based PrEP programs; 2) training of HIV test counselors to provide a gateway to PrEP; 3) social marketing; and 4) public health detailing.

C.1.b.2) Major Collaborations with Other Programs and Agencies, Including HIV Prevention and Surveillance Programs: HIV Health Services works in close partnership with the three Branches in the Population Health Division - Community Health Equity & Promotion (CHEP), Disease Prevention & Control (DPC), and Applied Research, Community Health Epidemiology & Surveillance (ARCHES) Branches to plan services, design interventions, and share data and emerging findings. CHEP oversees community-based prevention and testing services; DPC oversees the LINC program and operates City Clinic (the municipal STD clinic which offers HIV testing, PrEP, and HIV early care); and ARCHES maintains the SF spectrum of engagement data as well as facilitating data to care and data to PrEP strategies. In addition, the DPH Primary Care Division is a close partner, providing routine HIV testing, care to people living with HIV, and PrEP access and navigation services.

Through a strong working relationship, these three partner entities are able to closely coordinate prevention and care planning and interventions with the goal of maximizing available resources and ensuring a seamless testing system in the EMA. The collaboration also aims to ensure non-duplication and non-supplantation of Ryan White Program funding. The collaboration is augmented by strong working relationships involving virtually all providers of HIV-specific prevention and care services in the EMA, as well as agencies serving high-prevalence populations at risk for HIV infection.

The EIIHA Plan is supported by two additional key collaborators - 1) the **HIV Community Planning Council (HCPC)**, our region's newly merged HIV prevention and care community planning group, which includes HIV prevention and care service providers from all three counties as well as prevention and care consumers, and 2) the **Getting to Zero (G2Z) Consortium**, a multi-sector independent consortium of public and private sector agencies, service providers, consumers, and planners operating under the principles of **collective impact**. Modeled after the UNAIDS goals, the consortium aims to achieve zero new infections, zero HIV-related deaths, and zero stigma. This "getting to zero" vision has become the guiding framework for SF City as a whole. In this spirit, the HCPC and the G2Z coalition work with DPH to establish and implement priorities to improve outcomes along the HIV prevention, care, and treatment continuum.

Although not required by HRSA, in San Francisco, the HCPC coordinates Part B services in conjunction with Part A services to maximize the impact of these two funding streams. This service planning process is in turn coordinated with all relevant County units, including the Community Health Equity and Promotion and the Disease Prevention and Control Branches, in order to enhance regional efforts to identify and link to care persons with HIV who are unaware of their positive status. At the same time, representatives of agencies receiving funds through Ryan White Parts C, D, and F play an active role on the

Planning Council to ensure integration and coordination of EIIHA activities with other Ryan White-funded services.

C.1.b.3) Anticipated Outcomes of the Overall EIIHA Strategy: The FY 2017 San Francisco EMA EIIHA Plan has three primary goals: 1) to increase the percentage of individuals in Marin, San Francisco, and San Mateo counties who are aware of their HIV status; 2) to increase the percent of HIV-positive individuals in our region who are effectively engaged in HIV care; and 3) to reduce disparities in PrEP uptake, HIV infection, HIV testing, and successful and sustained linkage to care. SF EMA's EIIHA plan also includes approaches designed to reach the specific communities and individuals who are most vulnerable to HIV infection before they become infected. If G2Z is successful, the need for an early intervention plan should greatly diminish, because new infections will be virtually eliminated.

Specific anticipated outcomes of the local EIIHA strategy are codified as objectives in the new 2017-2021 Integrated HIV Prevention and Care Plan developed for the San Francisco region. Each objective corresponds to a specific objective of the National HIV/AIDS Strategy, and represent aggressive approaches to achieving rapid enhancements along the entire HIV care continuum, including the following:

- **Objective # 1.1:** By December 31, 2021, increase the percentage of people living with HIV who know their serostatus to at least 96%;
- **Objective # 1.2:** By December 31, 2021, reduce the number of annual new HIV diagnoses by at least 50%;
- **Objective # 1.3:** By December 31, 2021, increase the utilization of pre-exposure prophylaxis (PrEP) and post-exposure prophylaxis (PEP) among high-risk HIV-negative persons by at least 50%; and
- **Objective # 2.1:** By December 31, 2021, increase the percentage of annual newly diagnosed persons linked to HIV medical care within one month of HIV diagnosis to at least 90%.

The FY 2017 San Francisco EIIHA plan will reach many individuals who are disconnected from the system in order to bring them into HIV prevention, testing, linkage, and care services. Routine HIV testing, targeted community outreach, expanded case management services, and PrEP services specific to underserved communities will help to reduce disparities among group such as MSM of color, substance users, African American women, uninsured and economically impoverished populations, homeless persons, and young MSM – all populations that have experienced historical HIV access and treatment disparities along with high rates of late HIV testing. The San Francisco EMA will utilize its EIIHA plan and matrix to focus on increasing awareness of HIV status and promoting treatment utilization among underserved populations as a way to continue to address HIV-related health disparities.

C.1.c) How the Proposed FY 2017 EIIHA Plan Contributes to the Goals of the NHAS 2020: The goals and objectives of the proposed FY 2017 EIIHA Plan continue to be fully consistent with and contribute to the goals of the White House Office of AIDS Policy's National HIV/AIDS Strategy, including the Strategy's three primary goals of: 1) reducing new HIV infections, 2) increasing access to care and improving health outcomes for people living with HIV, and 3) reducing HIV-related disparities and health inequities.¹⁴ The local EIIHA strategy is also fully consistent with HRSA's goal of making unaware individuals

aware of their HIV status, particularly in terms of the strategy's aggressive approach to reaching and testing highly impacted HIV populations in the San Francisco EMA.

C.1.c.1) How the Proposed FY 2017 EIIHA Plan Contributes to Improving Health Outcomes Along the HIV Continuum: The SF EMA aims to achieve an HIV prevention and care continuum in which no one is at risk for HIV, and everyone who is living with HIV knows their status, is linked to and retained in care, and is virally suppressed. The EIIHA Plan contributes to improving health outcomes in the following ways:

- Reducing at risk and HIV-infected populations by improving awareness and uptake of PrEP, with a particular focus on African American and Latino MSM, young MSM, and trans women.
- Increasing awareness of HIV status through increasing access to routine HIV testing and community-based rapid testing to detect acute infections. DPH continues to promote frequent testing (every 3 to 6 months for the three high prevalence populations - MSM, PWID, and transwomen) and test counselors are trained to deliver this messaging during testing encounters. It is worth noting that the city of San Francisco has the highest rates of HIV status awareness in the nation with only 6.5% not aware of their infection, and with a sero-unaware rate of only 3% among MSM.
- Improving linkage and retention rates through continued implementation of the LINC program as well as expanded case management services
- Increasing viral suppression as a direct result of improvements along the rest of the continuum

C.1.c.2) Innovative Approaches Used in the EIIHA Plan to Address Barriers to HIV Testing and Treatment and Improve Outcomes along the HIV Care Continuum: San Francisco has vigorously embraced pre-exposure prophylaxis (PrEP) as an effective approach to reducing new infections among high-risk individuals in the EMA. San Francisco has become known as the premier hub of PrEP use worldwide, with San Francisco chosen as one of two US sites for the global iPrEx study of once-daily Truvada use for gay men, and with the city establishing the nation's first PrEP demonstration project, which has since evolved into an ongoing program.¹⁵ The following is an overview of San Francisco's PrEP strategy:

1) Community, Clinic, and Pharmacy-Based PrEP Programs:

- By March 31, 2017, ensure that 7 community-based PrEP community engagement and navigation programs in place, four of which will focus on particular populations with disparities in PrEP awareness, access, and uptake: African American MSM, Latino MSM, young MSM, and trans women. (Three programs are supported by funds prioritized by Supervisor Campos; four are supported by SF city funds raised by the G2Z consortium supplemented by funding from the CDC PRIDE grant).
- Expand the well-established San Francisco City Clinic PrEP delivery program including, exploring ways to use rectal STI data to craft and pilot a "data to PrEP" model, modeled after "data to care" efforts.
- Ensure training by the San Francisco Health Network to prescribe and administer PrEP at the Network's 14 neighborhood clinics and through the Ward 86 HIV Clinic at Zuckerberg San Francisco General (ZSFG) hospital. This includes a novel PrEP tele-medicine program designed to promote medication adherence and regular follow-up HIV/STI testing using a panel management approach.

- Test an innovative pharmacy-based PrEP access model that does **not require a doctor's visit**, providing Truvada to youth who are ineligible for insurance or who are on their parents' insurance and are concerned about disclosure.
- 2) Training of HIV/HCV Test Counselors to Provide a Gateway to PrEP:**
- Ensure that San Francisco's model 4-day HIV/HCV certification program now includes a PrEP module. The goal of this module is to develop skills needed to help clients determine if PrEP is right for them and if so, how to access it. Among other outcomes, this training has already greatly supported consistent messaging to high-risk groups to provide assurance that PrEP is safe and accessible.
- 3) Social Marketing:**
- Continue to implement the SFDPH "Our Sexual Revolution" campaign designed to raise awareness of PrEP among MSM of color and transwomen. (<http://oursexualrevolution.org/>).
- 4) Public Health Detailing:**
- Deploy PrEP experts to conduct public health detailing with doctors throughout the City to support clinicians to expand their competency in prescribing PrEP and conducting appropriate assessment and follow-up.

San Francisco has also introduced the highly influential and impactful **Rapid Antiretroviral Program Initiative for New Diagnosis (RAPID)**, a program that began at Zuckerberg San Francisco General Hospital 2 years ago and has expanded to HIV clinics city-wide. RAPID is a comprehensive initiative designed to help clients overcome the financial and social barriers to undergoing testing for HIV and being linked to care.¹⁶ RAPID seeks to reduce the time between diagnosis, linkage to a primary care provider, antiretroviral initiation, and viral suppression. Through RAPID, five-day "treatment packs" are dispensed to new clients entering the clinic on the **same day** they have received an HIV diagnosis and a full set of labs are drawn and the patient meets with a social worker to ensure coverage for the continuance of the ART medications. RAPID not only promotes patient health through early engagement in treatment, but plays a significant role in preventing new infections by reducing infectivity when patients are experiencing acute HIV syndrome, during which they are at greatest risk to pass the virus on to others. The RAPID program is able to provide immediate medication linkage for clients linked at HIV testing sites throughout San Francisco, and has been extremely effective in helping the city meet its long term test and treat goals.

C.1.c.3) Collaborations Being Pursued Within the Community and Other Public Stakeholders to Strengthen Outcomes Along the HIV Care Continuum: Key collaborations include those highlighted in section C.1.b.2, especially the active partnerships within SFDPH, across the three regions that make up the San Francisco EMA, and with the HIV Community Planning Council and G2Z consortium. Ultimately, the collaborations with the direct service providers – particularly those that are focusing heavily on the most disproportionately impacted communities – that will help the EMA improve its outcomes along the continuum. DPH actively collaborates with the HIV/AIDS Providers Network, and helps facilitate several key cross-provider efforts including the HIV Testing Coordinators Network, the PrEP Navigators Network, and the HIV Frontline Workers Group.

C.1.c.4) How EIIHA Data is Used to Analyze or Address Gaps in the HIV Care Continuum:

- **HIV and STI Surveillance Data:** The San Francisco EMA uses a data to care model to identify individuals and populations who are not linked to HIV care or who are at risk of falling out of care and, who might not otherwise be “on the radar” of clinical and social services providers and thus would not have been referred to LINCS for follow up. The objective is to permanently link or re-link these individuals to comprehensive HIV services. In addition, DPH is exploring whether rectal STD infection data could be used as a marker to identify individuals at high risk for HIV who could then be educated about and linked to PrEP services (“data to PrEP”).
- **Community-Based HIV Testing Data:** Four questions are now included on the community-based HIV testing form that allow DPH to assess where the gaps are in knowledge, awareness, and uptake of PrEP. These data have informed the prioritization of PrEP services for MSM of color, young MSM, and trans women.

C.1.d) How the Unmet Need Estimate Based on the HIV Care Continuum and Activities Related to the Unmet Need Population Inform and Relate to EIIHA Activities: The FY 2017 EIIHA Plan responds to the EMA’s annual unmet need process both prospectively and retrospectively. In a prospective sense, the EIIHA Plan seeks to **continue to decrease the number of persons living with HIV/AIDS in the region who are unaware of their HIV status**. Through our highly successful, multi-partner based G2Z initiative, the EMA has already achieved unprecedented success in reaching a region-wide HIV unaware percentage of only 6.4% - a percentage that already far exceeds the national HIV Continuum Initiative goal of at least 10% unaware. However, as the EMA achieves greater success, it also becomes increasingly difficult to identify undiagnosed infected individuals, requiring new and innovative approaches to seek out the small remaining pockets of undiagnosed infection. Retrospectively, the EIIHA Plan utilizes **unmet needs data** to prioritize specific target populations on which to focus regional outreach, testing, and care linkage and retention activities and resources.

C.1.e) How the FY 2016 EIIHA Plan Influenced the Development of the FY 2017 EIIHA Plan: A key facet of the EMA EIIHA plan is that it is **highly flexible** in order to incorporate new prevention advances and community input and engagement in real time. In addition, HIV testing and linkage models identified in the 2016 Plan have proved successful in reducing undiagnosed infection and improving linkage to care, so these models will continue. The EMA will continue to develop and implement out partnership-based interventions that enhance early intervention, including the expanded use of pre-exposure prophylaxis (PrEP), rapid linkage to care, and widespread use of rapid 4th generation rapid antigen /antibody testing.

C.1.f) Any Planned Efforts to Remove Legal Barriers, Including State Laws and Regulations, to Routine HIV Testing: California law requires that every patient who has blood drawn at a primary care clinic, as defined, and who has consented to the test to be offered an HIV test that is consistent with the United States Preventive Services Task Force recommendations for screening for HIV infection. A new bill passed this September created a pilot project, administered by the State Department of Public Health, to assess and make recommendations regarding the effectiveness of the routine offering of an HIV test in the emergency department of a hospital.

C.1.g) The Three FY 2017 EIIHA Target Populations: To define and focus EIIHA activities, the following three populations will continue to serve as the key target groups for the FY 2017 San Francisco EMA EIIHA Plan:

1. Males Who Have Sex with Males (MSM)
2. People Who Inject Drugs (PWID)
3. Transgender Females Who Have Sex with Males (TGF/M)

C.1.g.1) How and Why Target Populations Were Selected: The San Francisco EMA's FY 2017 EIIHA target populations have been selected on the basis of three key factors. **First**, from an epidemiological standpoint, these three populations together encompass nearly 95% of all persons currently living with HIV/AIDS in the San Francisco EMA. MSM alone – including MSM who inject drugs – make up 85.4% of all persons living with HIV/AIDS cases in the region as of December 31, 2015, while non-MSM PWID make up another 6.3% of all local PLWHA. **Second**, the populations represent the three groups most highly prioritized in the EMA's 2017-2021 Integrated HIV Prevention and Care Plan, which represents the product of intense study and collaborative planning. And **third**, the selected populations contain the highest rates of new HIV diagnoses as reported through HIV testing data for the period January 1 - June 30, 2015.

C.1.g.2) Specific Challenges or Opportunities in Working with the Target Populations: Perhaps the greatest challenge as the region approaches zero new HIV infections and 100% viral suppression is the continued prevalence of disparities along the continuum of care. While strategies implemented to date have benefited white gay men, other populations have not seen the same degree of benefit. For this reason, the new 2017-2021 Integrated HIV Prevention and Care Plan embraces a health equity approach to HIV prevention, care, and treatment as its focus going forward. The Plan includes numerous potential strategies to be considered by the merged Planning Council in addressing disparities, including:

- Implement a pilot mentoring program for young gay men and transfemales that supports the development and maintenance of personal strategies for supporting sexual health.
- Develop and implement a standard HIV curriculum for substance use and mental health providers, including culturally competent approaches for screening for HIV risk and referral and linkage resources.
- Develop and disseminate PrEP Standards of Care through the San Francisco Department of Public Health, including standards on administering, tracking, and managing PrEP
- Implement DPH transgender-specific sex and gender guidelines that adhere to specific data collection principles including the following: 1) Naming should be self-identified; 2) Transgender and sexual orientation data should be coded with caution and care when working with minors in consideration of the fact that health data are legally accessible by guardians; 3) information should be up-to-date; 4) Naming should allow for both consistency and relevance and compliance and comparability.
- Explore the creation of new program approaches to reduce HIV and hepatitis C infection among persons who inject drugs, including approaches that incorporate a harm reduction perspective.

- Develop and implement new models for integrating geriatric specialists into the HIV clinic setting.
- Recognize the growing shortage of physicians who are skilled in both HIV and geriatric care and advocate for the recruitment and training of specialists in these dual areas to address growing older HIV populations.
- Create a new level of specialized training and certification to create case management staff who are expert in the distinct system of services that exists for persons 50 and older.

C.1.g.3) Specific Activities to be Utilized Within the Target Populations: The San Francisco EMA will employ a broad range of strategies to expand awareness of, access to, and utilization of HIV testing and care services in the service region for persons who are currently unaware of their HIV status and for persons with HIV who have dropped out of or become lost to care. The table beginning on the following page outlines these activities in relation to the three FY 2017 target populations. All activities listed in the EIIHA Plan will be coordinated with activities conducted by the HIV prevention units in the three EMA counties as outlined in the integrated jurisdictional HIV Prevention Plans. All activities will also be coordinated to promote HIV prevention and care integration in the region.

In addition to the activities listed on the chart below, San Francisco will also continue implementation of care access enhancement activities being made possible through the California Center for Medicaid and CHIP Services **Delivery System Reform Incentive Pool (DSRIP)** and its **Category V** program. This program was specifically designed to enhance the capacity of participating hospitals to develop programs to provide access to high-quality, coordinated, integrated care to patients diagnosed with HIV, particularly Low Income Health program (LIHP) enrollees who previously received services through Ryan White funding. The San Francisco DSRIP Category V program is being implemented at Zuckerberg San Francisco General Hospital and is creating a range of specific HIV care enhancements, many of which are expected to expand the quality of care linkage and retention services in the region. This includes creation of a **model retention program** within patient-centered medical homes for persons with HIV, which began in April 2013 with a pilot program at San Francisco General Hospital for patients with high rates of missed primary care appointments as part of the ongoing PHAST program.

C.1.g.4) SMART Objectives for Each EIIHA Plan Component:

1. MSM:

1. Between March 1, 2017 and February 28, 2018, to provide a total of at least **19,000** documented HIV antibody tests for MSM in the San Francisco EMA.
2. Between March 1, 2017 and February 28, 2018, to identify a total of at least **200** new or previously diagnosed HIV-positive individuals within this population.
3. Between March 1, 2017 and February 28, 2018, to ensure that at least **95%** of newly identified HIV-positive individuals receive a confirmed HIV positive test result.
4. Between March 1, 2017 and February 28, 2018, ensure that at least **93%** of newly identified HIV-positive individuals have a confirmed linkage to care services.
5. Between March 1, 2017 and February 28, 2018, ensure that at least **95%** of newly identified HIV-positive individuals are referred to HIV prevention services; and
6. Between March 1, 2017 and February 28, 2018, ensure that at least **75%** accept partner services.

▪ **PWID:**

7. Between March 1, 2017 and February 28, 2018, to provide a total of at least 1,750 documented HIV antibody tests for PWID in the San Francisco EMA.
 8. Between March 1, 2017 and February 28, 2018, to identify a total of at least 35 new or previously diagnosed HIV-positive individuals within this population.
 9. Between March 1, 2017 and February 28, 2018, to ensure that at least 90% of newly identified HIV-positive individuals receive a confirmed HIV positive test result.
 10. Between March 1, 2017 and February 28, 2018, ensure that at least 82% of newly identified HIV-positive individuals have a confirmed linkage to care services.
 11. Between March 1, 2017 and February 28, 2018, ensure that at least 92% of newly identified HIV-positive individuals are referred to HIV prevention services; and
 12. Between March 1, 2017 and February 28, 2018, ensure that at least 75% accept partner services.
- **Transgender Women Who Have Sex with Men:**
13. Between March 1, 2017 and February 28, 2018, to provide a total of at least 480 documented HIV antibody tests for transgender women who have sex with men in the San Francisco EMA.
 14. Between March 1, 2017 and February 28, 2018, to identify a total of at least 11 new or previously diagnosed HIV-positive individuals within this population.
 15. Between March 1, 2017 and February 28, 2018, to ensure that at least 90% of newly identified HIV-positive individuals receive a confirmed HIV positive test result.
 16. Between March 1, 2017 and February 28, 2018, ensure that at least 82% of newly identified HIV-positive individuals have a confirmed linkage to care services.
 17. Between March 1, 2017 and February 28, 2018, ensure that at least 92% of newly identified HIV-positive individuals are referred to HIV prevention services; and
 18. Between March 1, 2017 and February 28, 2018, ensure that at least 75% accept partner services.

C.1.g.5) Responsible Parties, Including Coordination with Other Agencies and Programs and Respective Roles: Implementation and evaluation of the FY 2017 EIIHA Plan will be the joint responsibility of SFDPH HIV Health Services, Community Health Equity & Promotion Branch, the Disease Prevention and Control Branch, and the ARCHES Branch, with the close collaboration of the San Francisco HIV Community Planning Council and prevention and care staff in Marin and San Mateo Counties. County staff will continually collect data related to HIV testing, service linkage, and other follow-up activities for each of the target populations, will regularly report this information to the State of California, and will summarize the data in regular reports to HRSA as required.

C.1.g.6) Planned Outcomes to be Achieved for the Target Populations as the Result of EIIHA Plan Activities: The proposed FY 2017 EIIHA strategy will continue the work of the San Francisco EMA to expand and enhance awareness and utilization of HIV testing throughout the region for the project's three key populations, while increasing utilization of care and prevention services and promoting greater adherence to HIV treatment services.

C.1.h) How EIIHA Data Are Utilized in Planning for Services in the Jurisdiction: At the level of local prevention impacts, the San Francisco EMA utilizes National HIV Behavioral Surveillance (NHBS) data to assess gaps in HIV testing and PrEP uptake in order to prioritize expanded and enhanced HIV testing and PrEP outreach services for specific underserved communities. Our region also conducts at least semiannual reviews of HIV

testing data to assess gaps in testing access and assess gaps in PrEP knowledge and use among those accessing HIV testing, in order to prioritizing testing and PrEP outreach for specific communities. The EMA also regularly reviews surveillance data on HIV care linkage rates to identify disparities and to develop and implement programs to address them. Meanwhile, the newly merged San Francisco HIV Planning Council regularly considers EIIHA data in assessing gaps and prioritizing services and allocations.

C.1.i) How Efforts to Impact the EIIHA Population Are Evaluated in the Jurisdiction:

The San Francisco EMA employs several approaches to evaluate impacts on the EIIHA population throughout the jurisdiction. The San Francisco Department of Public Health reviews the HIV Care Continuum annually as an evaluation of the citywide impact of EIIHA efforts. At the same time, Department and community-based prevention, PrEP, testing, and linkage programs have required metrics to track performance. If it is found that programs are not meeting targets, DPH staff is available to provide technical assistance. The most significant measures for evaluating the effectiveness of the EIIHA strategy are: a) a decline in new HIV infections; b) an increase in early HIV diagnoses; c) a decrease in the time needed to link persons to care; and d) time to viral load suppression decreasing. These can all be measured directly or indirectly through surveillance data.

C.1.j) How Information Related to Planning and Evaluation of EIIHA Data Are

Disseminated in the Jurisdiction: As a document that is jointly developed by HIV Health Services, the Community Health Equity & Promotion Branch, and the Disease Prevention & Control Branch, the FY 2017 EIIHA Plan will be shared with the San Francisco EMA HIV Community Planning Council in order to facilitate integrated planning. The EIIHA Plan will also be shared with prevention staff of both Marin and San Mateo counties. Ongoing progress related to EIIHA action steps will be extensively reported to the Planning Council with the goal of refining and helping shape future EIIHA action plans and strategies. Model interventions and programs developed through the EIIHA program will be broadly disseminated and shared among public and private providers throughout the San Francisco EMA, including through trainings developed and presented to community-based HIV providers and public and private medical providers. The San Francisco EMA may also publish best practice documents or guidelines related to specific aspects of the outreach, testing, and linkage enhancement initiative, and/or develop and conduct trainings for local agencies and staff on demonstrated methods for enhanced EIIHA-related planning and program implementation.

C.2) UNMET NEED

Unmet Need Frameworks - See Tables in Attachment 4

Current Methodology:

C.2.a.1) Current and New Unmet Need Methodologies: The California Department of Public Health, Office of AIDS provided an analytical dataset which included persons initially diagnosed with HIV through December 31, 2015 and living in the San Francisco EMA at the end of 2015. The dataset contained variables allowing us to calculate unmet need using either the current HRSA methodology or the new methodology based on the HIV care continuum. The **current HRSA methodology** includes all persons living in the EMA who were diagnosed through the end of 2015, and classifies persons who had a qualifying HIV laboratory test (CD4, viral load, or genotype) or received ART during 2015 as having met need for care. This methodology encompasses both HIV surveillance laboratory test data and care information from ADAP (AIDS Drug Assistance Program) and ARIES (AIDS

Regional Information and Evaluation System). In contrast, the **new HIV continuum methodology** utilizes only HIV surveillance data and includes persons living in the EMA in 2015 who were diagnosed with HIV prior to 2015. The new methodology calculates an “in care” metric which indicates whether a person had at least one CD4 count, viral load, or genotype test during 2015, as well as a “retained in care” metric indicating whether a person had 2 or more such tests at least 3 months apart during 2015. The retained in care metric is considered equivalent to met need under the new methodology.

C.2.a.2.a) Demographics of Unmet Need Populations: The chart on the following page describes demographic information on PLWH with unmet need for the period January 1 - December 31, 2015 (see **Figure 11**). The table provides population estimates across four critical categories: ethnicity, gender, age group, and transmission category. While San Francisco has pioneered several new approaches to mapping HIV-infected PLWHA in the city using zip codes and census tracts as a way to help target HIV testing outreach and prevention efforts, these methods are unreliable in terms of predicting place of residence for persons who are either out of care or unaware of their HIV status, in part because of the transience of persons with HIV in San Francisco and in part because of the extensive in-migration of persons with HIV who travel to the EMA seeking care. As shown in the table, while unmet need populations are distributed roughly evenly in proportion to their numbers in the total unmet need population, **Latinos (22%)** have the highest proportion of unmet need among all ethnic groups, while persons **30-49 years of age (21%)** have the highest proportion of unmet need among age groups. **Heterosexual adults (22% and persons who inject drugs (PWID) (21%)** have the largest proportion of unmet need among all transmission categories.

C.2.a.2.b) Unmet Need Trends Over Time: The charts below provide 4-year unmet need trend data using both the current and new continuum-based methodology (see **Figure 12** and **Figure 13**). The region experienced a major shift in case reporting methodology beginning in the 2012 fiscal year which makes FY 2011 data not comparable. The region continues to experience a situation in which roughly 1 in 5 persons living with HIV in the region are not accessing HIV care in a consistent and reliable manner - a situation the EMA continues to aggressively address in regard to both planning and service delivery.

Figure 12. Unmet Need Percentages in the San Francisco EMA 2012 - 2015 Using Current Methodology

Proportion of Unmet Need in San Francisco EMA - 2012 - 2015			
CY 2012	CY 2013	CY 2014	CY 2015
25%	25%	20%	18%

Figure 11. San Francisco EMA Demographic Analysis of People in and Out of Care*
January 1, 2015 through December 31, 2015: Persons Living with HIV (PLWH)

Characteristic	#1: PLWH Population	#2: Number with Met Need	#3: Number with Unmet Need	#4: % of Unmet Need Population**	#5: % of Category with Unmet Need**	#6: % of Total PLWH Population**
All PLWH	16,554	13,517	3,037	100%	18%	100%
Race/Ethnicity:						
African American	2,167	1,771	396	13%	18%	13%
Latino	3,424	2,675	749	25%	22%	21%
Asian/PI	1,055	845	210	7%	20%	6%
White	9,404	7,783	1,621	53%	17%	57%
Other/Unknown	504	443	61	2%	12%	3%
Gender						
Female	1,095	897	198	7%	18%	7%
Male	15,058	12,277	2,781	92%	18%	91%
Transgender	401	343	58	2%	14%	2%
Age in Years***:						
0-24	176	149	27	1%	15%	1%
25-29	575	469	106	3%	18%	3%
30-49	6,351	5,045	1,306	43%	21%	38%
50-64	7,748	6,423	1,325	44%	17%	47%
65 or older	1,704	1,431	273	9%	16%	10%
Transmission						
MSM	11,865	9,772	2,093	69%	18%	72%
IDU	1,106	871	235	8%	21%	7%
MSM IDU	2,275	1,890	385	13%	17%	14%
Heterosexual	1,044	812	232	8%	22%	6%
Other/NIR Adult	224	141	83	3%	37%	1%
Pediatric	40	31	9	0%	23%	0%

* Using the current HRSA Unmet Need Framework.

** Column calculations: Column #4 = Column #3 / Total with Unmet Need (n=3,037); Column #5 = Column #3 / Column #1; Column #6 = Column #1 / Total PLWH (n=16,554).

*** Age as of 12/31/2015.



Barbara Garcia
Director of Health

October 16, 2017

Angela Cavillo, Clerk of the Board of Supervisors
Board of Supervisors
1 Dr. Carlton B. Goodlett Place, Room 244
San Francisco, CA 94102-4689

RE: Resolution authorizing the San Francisco Department of Public Health (SFDPH) to apply for the Ryan White HIV/AIDS Program Part A HIV Emergency Relief Grant Program.

Dear Ms. Cavillo:

Attached please find an original and two copies of a proposed resolution for the approval of the Board of Supervisors, which authorizes the San Francisco Department of Public Health (SFDPH) to submit an application for the Ryan White Act HIV/AIDS Emergency Relief Grant Program (Ryan White Programs, Part A) to the Health Resources Services Administration (HRSA). This application is required to receive continued funding for the period of March 1, 2018 to February 28, 2019. This application represents approximately \$16,601,550 in funding for the San Francisco Eligible Metropolitan Area (EMA). The San Francisco EMA includes the City and County of San Francisco, Marin County and San Mateo County. The funding supports a multitude of health services to HIV positive persons residing in these three counties.

This resolution is required by Ordinance No. 265-05, which amends Section 10-170 of the Administrative Code to require Board of Supervisors review of recurring grant applications of \$5,000,000 or more prior to their submission. SFDPH received from HRSA the application guidance on September 1, 2017. The application deadline is October 30, 2017.

I hope that the Board will support this resolution. If you have any questions regarding the County Plan or this resolution, please contact Dean Goodwin HIV Health Services Administrator at 437-6278.

Sincerely,

A handwritten signature in blue ink, appearing to read "B. Garcia".

Barbara A. Garcia, MPA
Director of Health
San Francisco Department of Public Health

Enclosures

cc: Bill Blum, Chief Operating Officer, Community Oriented Primary Care & Interim Director of HIV Health Services
Dean Goodwin, HIV Health Service Section Administrator
Sajid Shaikh, Sr Admin Analyst, Community Programs Business Office

Print Form

Introduction Form

By a Member of the Board of Supervisors or Mayor

RECEIVED
 BOARD OF SUPERVISORS
 SAN FRANCISCO
 2017 OCT 24 PM 4:28
 Time stamp
 or meeting date

I hereby submit the following item for introduction (select only one):

- 1. For reference to Committee. (An Ordinance, Resolution, Motion or Charter Amendment).
- 2. Request for next printed agenda Without Reference to Committee.
- 3. Request for hearing on a subject matter at Committee.
- 4. Request for letter beginning : "Supervisor [] inquiries"
- 5. City Attorney Request.
- 6. Call File No. [] from Committee.
- 7. Budget Analyst request (attached written motion).
- 8. Substitute Legislation File No. []
- 9. Reactivate File No. []
- 10. Question(s) submitted for Mayoral Appearance before the BOS on []

Please check the appropriate boxes. The proposed legislation should be forwarded to the following:

- Small Business Commission
- Youth Commission
- Ethics Commission
- Planning Commission
- Building Inspection Commission

Note: For the Imperative Agenda (a resolution not on the printed agenda), use the Imperative Form.

Sponsor(s):

Sheehy


Subject:

Resolution authorizing SF DPH to apply for the Ryan White HIV/AIDS Program Part A HIV Emergency Relief Grant Program

The text is listed:

attached

Signature of Sponsoring Supervisor:



For Clerk's Use Only