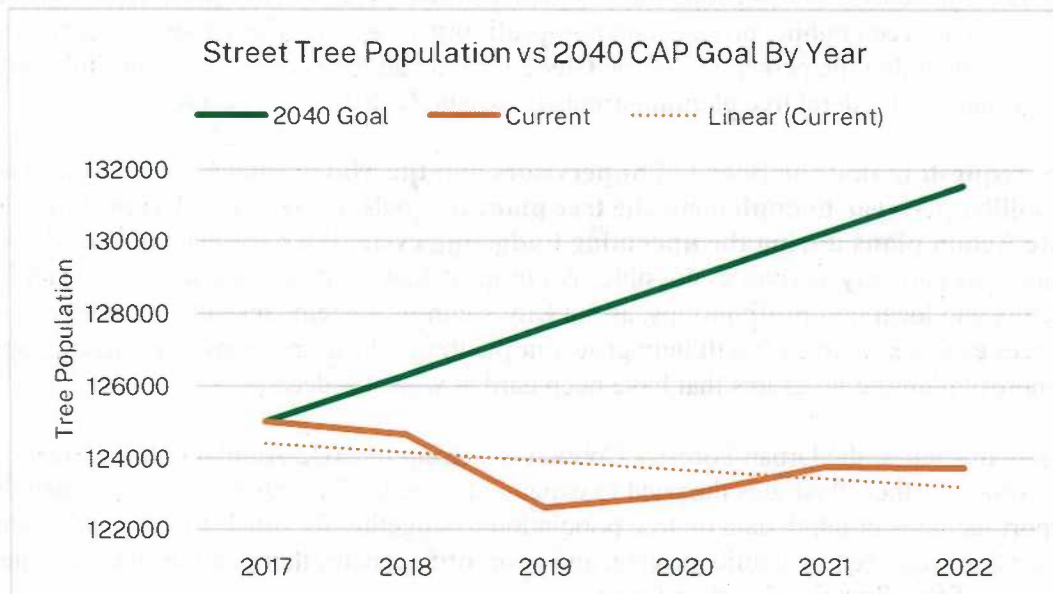


February 17, 2023

Dear Mayor Breed and Members of the Board of Supervisors,

San Francisco has one of the smallest urban forests of any major U.S. city. With less than 14% canopy coverage, San Francisco's coverage rate is lower even than that of Los Angeles (20%). Recognizing this problem, the 2021 Climate Action Plan, and the Urban Forest Plan before it, set the goal of growing our City's street tree population from 125,000 to 155,000 trees by 2040. This number is based on the street tree population identified in the 2017 EveryTreeSF Street Tree Census. Five years after that census, our street tree population has decreased. **Reaching our goal will require a City-wide effort to plant an estimated 4,700 trees annually through 2040, an endeavor our City simply does not have the funding to achieve.**



As the effects of climate change increase, the impacts of rising temperatures disproportionately affect the neighborhoods with the least amount of green space and the greatest pollution burden, sometimes called "Environmental Justice Communities." These neighborhoods also lack urban trees, a condition that not only deprives current residents of the many benefits of trees, but also makes those neighborhoods more vulnerable to rising temperatures in the future. It is important to recognize the urban forest as a vital part of San Francisco's public infrastructure, and one of the most cost-effective tools to advance our City's climate, economic and equity goals.

The benefits of urban forests include:

- **Ecosystem services**, such as providing shade to reduce energy consumption for heating and cooling buildings, intercepting stormwater runoff, absorbing dust and pollutants from the air, and sequestering carbon.
- **Ecological improvements**, such as increased wildlife habitat and biodiversity.

- **Economic enhancements**, such as increased activity in tree-lined commercial districts, increased worker productivity in tree-shaded environments, and new workforce development opportunities in urban tree care and arboriculture.
- **Human health impacts**, including reduced crime rates and improved pedestrian safety, fewer cardiovascular deaths, improved mental health metrics, a reduction in the prevalence of low-birth-weight infants, and a reduction in extreme heat and air quality hazards associated with climate change.

Unfortunately, Annual Urban Forest Reports show, the rate of tree removal has exceeded the tree replacement rate since 2014. Even assuming an optimistic 3% annual mortality rate, current planting efforts (an average of 2,000 trees annually) will not only fail to meet our goals, but our street tree population will decline by over 10,000 trees by 2040. In addition, our reports show increased concerns regarding staffing of urban forestry positions, as well as funding constraints exacerbated by the COVID-19 pandemic. To plant this many trees, we require wide-reaching collaboration between public, private, and non-profit organizations. The Urban Forestry Council is also concerned that the perception of the City's wealth and the complexity of our infrastructure will make state and federal tree planting grants increasingly difficult to secure.

We are requesting that the Board of Supervisors and the Mayor allocate a minimum of \$14.1 million per year to implement the tree planting goals of the City's Urban Forest and Climate Action plans during the upcoming budgeting cycle. We must plant at least 4,700 sidewalk trees annually as soon as possible. We propose that a City department release an RFP to contractors and local non-profit groups, as the City's current system lacks the capacity to plant 4,700 trees each year. An RFP will help grow our planting efforts and boost the current public and nonprofit planting programs that have been hard at work for decades.

Alongside this letter, the Urban Forestry Council is sharing its 2022 Annual Urban Forest Report, which further illustrates the need to expand and secure funding to grow our urban forest. The report includes in-depth data on tree populations, budgeting for urban forestry, and concerns and limitations reported by public, private, and nonprofit agencies that plant or maintain the City and County of San Francisco's urban forest.

We thank you for your attention to this urgent matter.

Sincerely,



Andrew Sullivan, Urban Forestry Council Chair

Approximately 2100 reported complete tree failures from RPD, PW, and PUC presenting today as well as the airport, SFUSD, SFSU, the Presidio, Mt. Sutro, and the Port.

And many more with damaged limbs.

Reaching the 2040 street tree goal would now require over 5,000 street trees be planted annually over the next 16 years.

At the approximate cost of \$3,000.00 per tree (late 2022) it would cost at least an annual amount of \$15,160,000.00 in new funding available for street tree planting.

AIR

- 8 full tree failures
 - 7 euc, 1 redwood
- The Eucs all heaved root plates, the redwood snapped at waist height, noted trunk defects.
- Lots of branch tear out on redwoods and pollarded trees that have been allowed to grow out.
- 15 Redwoods lost branches
- Will not replant in same locations but planting more adapted species, CLO and Catalina Ironwoods

SFUSD

- 12 tree failures
- Acacia split
- Monterey Cypress dropped some branches
- Monterey Pine dropped a large branch
- Tbd on replanting

SFSU

- 14 complete tree failures. All complete failures of the root structures. Wind just blew them over when the ground got too wet.
 - 6 Eucalyptus
 - 8 Monterey Cypress

DPW

- 900+ tree failures
 - Still investigating
 - 3312 tree related service requests to 311

Presidio

- 100+ trees
- Euc, Pine, Cypress, Oak, Acacia
- Failures ranged from whole tree to stem and branch
- Mostly full tree trees due to mix of wind and saturated soils.
- Replanting happening in managed areas, but not in unmanaged historic areas at this time.
- Noted that wind speed, storm direction, precipitation and storm frequency were all very unusual.

Sutro

- 400+ failures .

Port

- 5 failures.

PUC

- 8 failures
- 21 total damaged

RPD

- 650 failures

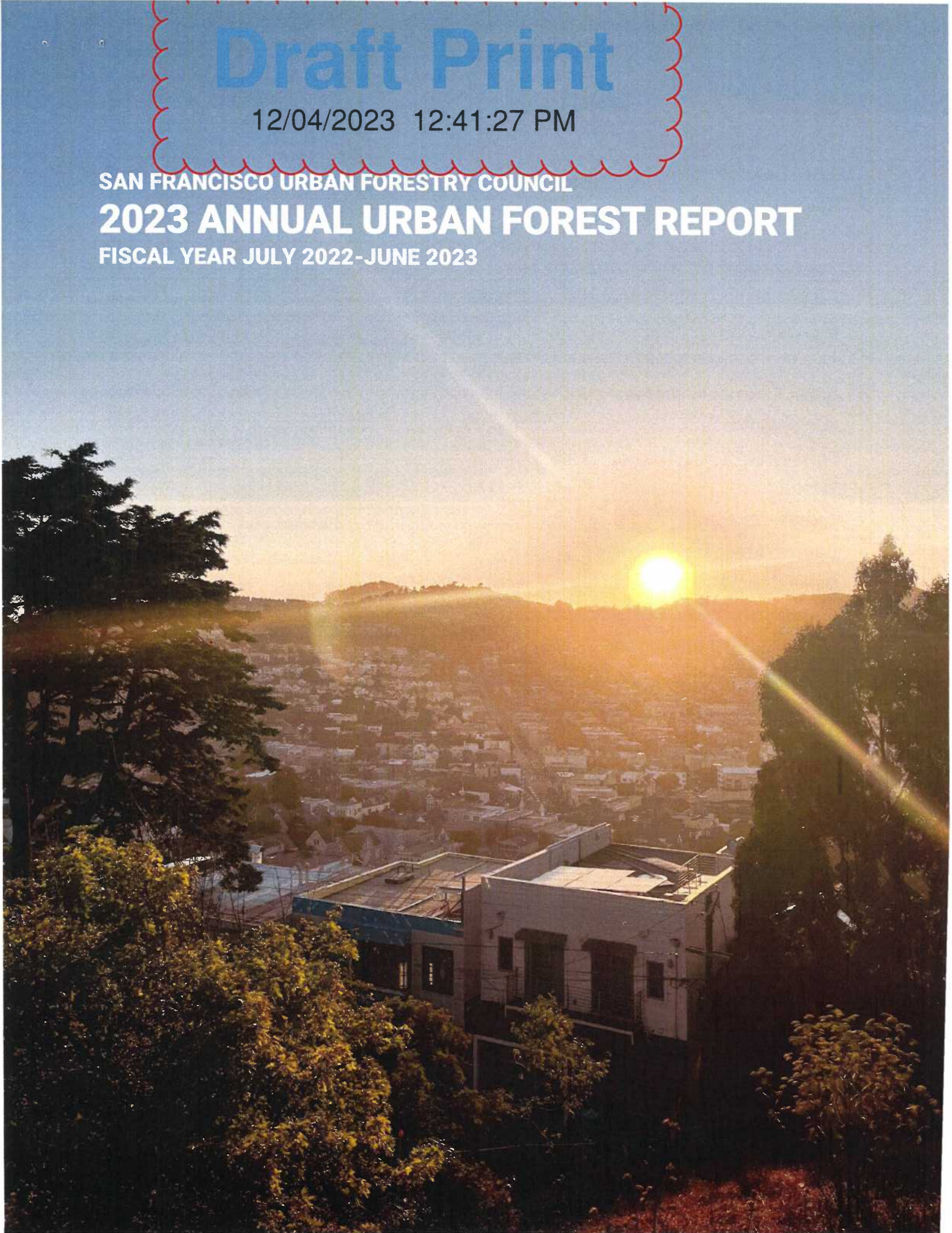
Draft Print

12/04/2023 12:41:27 PM

SAN FRANCISCO URBAN FORESTRY COUNCIL

2023 ANNUAL URBAN FOREST REPORT

FISCAL YEAR JULY 2022-JUNE 2023



Contents


LAND ACKNOWLEDGEMENT	2
EXECUTIVE SUMMARY	3
Recommendation	4
INTRODUCTION	5
San Francisco Urban Forestry Council	5
Urban Forestry Council Members and Staff	5
Purpose	6
Twenty Years of Urban Forestry Reports	7
Urban Forestry Milestones – 2003-2023	8
Survey Methods	9
Surveyed Organizations	9
FINDINGS	10
Trends	10
Current Street Tree Estimate	11
General Liability Claims	11
Common Concerns and Limitations	11
Reported Opportunities and Challenges	12
APPENDICES	14
2023 Survey Response Data	14
Figures	14
2023 Annual Report Survey Questions	15
2023 Annual Report Alternate Survey Questions	19

Submitted to Mayor London N. Breed and the Board of Supervisors by the Environment Department, pursuant to San Francisco Environment Code Chapter 12, Section 1209.

All photos courtesy of the San Francisco Environment Department.

LAND ACKNOWLEDGEMENT

The Urban Forestry Council acknowledges that we occupy the unceded ancestral homeland of the Ramaytush Ohlone peoples, who are the original inhabitants of the San Francisco Peninsula. We wish to pay our respects to the Ancestors, Elders and Relatives of the Ramaytush Community and to affirm their sovereign rights as First Peoples. We honor the Ramaytush Ohlone for their enduring commitment to steward Mother Earth. We recognize that the Ramaytush Ohlone have lived in harmony with nature for millennia, and that to achieve a truly ecologically sustainable future for San Francisco, we must embrace Indigenous traditional ecological knowledge in how we care for the city's lands, waters, and all its people.



EXECUTIVE SUMMARY

Key Recommendations from the Urban Forest Plan Phase 1: Street Trees (2015), are:

1. Maximize the benefits of street trees.
2. Increase the street tree population to 155,000 street trees by 2035. The 2021 San Francisco Climate Action Plan (CAP) adjusted the completion date for this goal to the year 2040.
3. Establish and fund a citywide street tree maintenance program.
4. Manage street trees throughout their entire life-cycle.

As a result of the 2017 voter-backed StreetTreeSF, the third and fourth recommendations are being met. However, staffing and budget constraints continue to challenge the organizations providing care for our trees.

Nine years since the adoption of the Urban Forest Plan the City and County of San Francisco (the City) continues to struggle to meet the second recommendation of increasing the street tree population.

The overall number of trees planted within the City increased from 1967 to 3529 from FY22 (among organizations that have reported consistently over the last eight fiscal years*). While both the number of street trees planted (reported by BUF and FUF) and street tree removals decreased, the city continues to be at a 891 tree deficit compared to the January 2017 street tree census, EveryTreeSF, conducted by the San Francisco Planning Department (Planning).

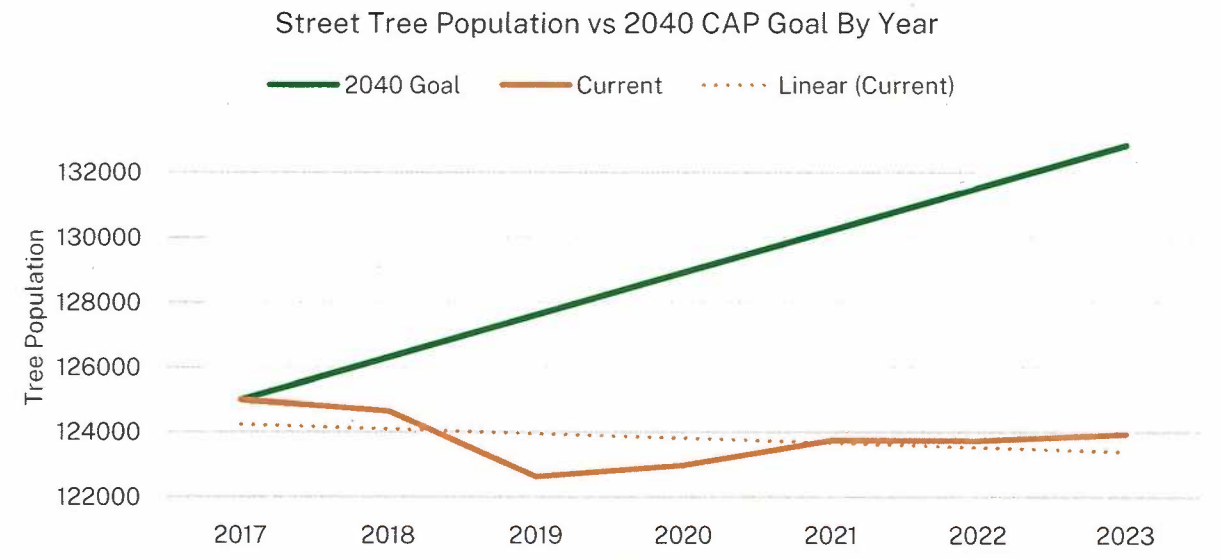


Figure 1. Street Tree Population vs 2040 CAP Goal By Year displays the year over year increase in tree population needed to reach the Climate Action Plan goal of growing the street tree population by 25% by 2040 in relation to actual annual changes in street tree population. This puts the City about 8,900 trees behind schedule.

Recommendation

The 2021 City of San Francisco's Climate Action Plan set a goal to increase the street tree population to 155,000 street trees, bringing San Francisco to a fully stocked urban forest by 2040.

To achieve this goal, we will need to plant approximately 80,857 street trees by 2040. 80,891 street trees includes 30,000 new trees above our 2017 street tree census, 50,000 replacement trees (based on an optimistic projected 2% annual mortality rate) and 857 more trees to account for the current deficit of street trees (relative to the 2017 street tree census). **Reaching this goal would require us to plant over 5,000 trees annually over the next 16 years.**

Due to funding and staffing limitations the groups who plant street trees cannot plant that number of trees. **At the average rate of street tree planting since FY18 the city will not be able to plant back to the starting population of 125,000 trees.**

The Urban Forestry Council recommends the city makes an annual amount of \$15,160,000.00 in new funding available for street tree planting. This need for this funding is extremely urgent, as the most recently approximated cost of planting trees in San Francisco is \$3,000.00 per tree*, however due to inflation the cost per tree is increasing, and the compounding effects of drought and climate change is increasing the annual mortality rate of our city's trees.

**approximate cost of tree planting includes planting, care during the tree's 3-year establishment period, watering, and contract administration, as of late 2022.*

INTRODUCTION

San Francisco Urban Forestry Council

The purpose of the Urban Forestry Council (UFC) is to guide the stewardship of San Francisco's trees by promoting a healthy and sustainable urban forest that benefits all San Franciscans. The UFC's scope of authority - which is advisory in nature - is the territorial boundaries of the City and County of San Francisco. The UFC advises City departments and commissions, the Board of Supervisors (BOS), and the Mayor. The Council is charged with developing a comprehensive urban forest plan; educating the public; developing tree-care standards; identifying funding and staffing needs and opportunities for urban forestry programs and securing adequate resources; facilitating coordination of tree-management responsibilities among agencies; and reporting on the state of the urban forest.

The UFC's 2019-2023 strategic plan has six high-level goals, or priorities:

1. Develop Policy Recommendations Related to Management of the Urban Forest with respect to Biodiversity, Tree Species Palette, Availability and Climate Change.
2. Expand Focus of the Council to Consider all Trees in San Francisco.
3. Steps to Strengthen the Urban Forestry Council.
4. Develop Communications Plan.
5. Articulate Canopy Goals to inform Policy.
6. Attract Additional Funding for Tree-Planting and Protection.

Urban Forestry Council Members and Staff

Morgan Vaisset-Fauvel, University of California, San Francisco

Andrew Sullivan, Landscape Architect

Pam Nagle, Professional Arborist

Edgar Xochitl Flores, People Organizing to Demand Environmental & Economic Rights

Igor Lacan, University of California Cooperative Extension, Chair

Nicholas Crawford, San Francisco Public Works, Vice-Chair

Ilaria Salvadori, San Francisco Planning Department

Spencer Potter, San Francisco Recreation and Park Department

Damon Spigelman, San Francisco Public Utilities Commission

Lew Stringer, Presidio Trust

Tai Trang, Port of San Francisco

Jesus Lozano, Urban Forestry Council Coordinator, San Francisco Environment Department


Kyle Wehner, Commission Affairs Manager, San Francisco Environment Department

Purpose

Management of San Francisco's urban forest is shared among many agencies and their partners to provide direct care to trees within their respective jurisdictions. In its twentieth year, the 2023 Annual Urban Forest Report provides an analysis of survey data from public, private, and nonprofit agencies that plant and/or maintain the urban forest within the City and County of San Francisco in Fiscal Year 2022-2023 (FY23).

The report is created to:

- Track the condition of the urban forest, trees planted, trees removed, and threats.
- Better understand the resources used to maintain the urban forest across the city.
- Track the priorities, needs, and concerns of city departments and local nonprofits, and monitor how they change over time.
- Find ways to increase the contributions that trees provide to our community.
- Provide analysis of adherence to the Urban Forest Plan and best management practices.
- Share the Council's public education and outreach projects.
- Highlight notable achievements in urban forestry.



Twenty Years of Urban Forestry Reports

San Francisco's first Urban Forest Report was delivered to Mayor Willie L. Brown, Jr. and the Board of Supervisors in September 2003. The first report outlined the goals of the Urban Forestry Council and their plan to meet them.

While the intent of the annual report has remained much the same, it has evolved over the years. In 2006 the council submitted an Urban Forest Plan in an effort to establish long term urban forestry planning between multiple city departments, work that the council continues to explore. The report had its largest change in 2010 when it moved to its current surveying structure asking more objective answers that could be tracked over time.

The reports have captured milestone achievements of many agencies' urban forestry improvements as well. Included are the adoption of Phase I of the San Francisco Urban Forest Plan, the City's first complete street tree inventory, and the passing of Proposition E (2016), which created the StreetTreeSF program and allocated \$19M annually to San Francisco Public Works to maintain all street trees and related sidewalk damage. The culmination of many years of work by various agencies to fund street tree maintenance and turn around city policies that were detrimental to a healthy urban forest.

Over the last twenty years, the reports have also documented the struggles of San Francisco's urban forest, including years of extreme drought, political mandates that have been unfavorable for a healthy urban forest, inadequate funding for tree maintenance starting with the financial crisis of 2008, efforts to remain resilient during a global pandemic, and this year a series of unprecedented storms.

As we continue to increasingly see and feel the effects of climate change the importance of our urban forests as a climate solution has and will continue to grow. Considering this it is important to note that **in this report and all previous Annual Urban Forestry reports the surveyed departments and agencies have identified the lack of adequate and consistent funding and staffing constraints as their greatest limitations.** This report's recommendation is that the city makes an annual amount of \$14M in new funding available for street tree planting, though it should be noted that further funding will be required to adequately support all our city's urban forestry efforts. The Urban Forestry Council will continue to seek and support additional funding sources for tree planting and tree care.

Urban Forestry Milestones – 2003-2023

2003 - San Francisco Urban Forestry Council is formed by ordinance (Environment Code, Chapter 12).

2004 - Mayor Gavin Newsom's "Trees for Tomorrow" campaign commits to planting 25,000 trees over a five-year period. This effort was successful, leading to the planting of 26,408 trees city wide.

2006 - Landmark Tree Ordinance passed to amend Article 16 of the Public Works Code to protect and honor trees with great cultural, historical, horticultural, or environmental value.

2007 - U.S. Forest Service publishes a comprehensive assessment of San Francisco's urban forest.

2013 - Street tree financing study prepared by AECOM.

2015 - San Francisco Urban Forest Plan, Phase 1: Street Trees adopted by the Board of Supervisors.

2016 - Passing of Proposition E (StreetTreeSF) secures \$19M per year to maintain San Francisco's street trees.

2017 - Completion of first citywide complete street tree inventory, EveryTreeSF, identifies 124,795 street trees in San Francisco.

2018 - San Francisco awarded with the Champion of Trees Award from the Arbor Day Foundation for exemplary leadership to develop and implement new policies and practices for municipal tree planting and care.

2021 – San Francisco adopted the 2021 Climate Action Plan outlining major strategies and actions supporting the improved management and equitable distribution of our urban forest.

2022 - San Francisco Public Works started the construction of a new street tree nursery that will both grow future street trees and serve as a workforce development training ground.

Survey Methods

San Francisco Environment Department (SFE) surveyed 22 City departments, public agencies, universities, and non-government organizations that oversee or manage a portion of the urban forest in San Francisco. Survey questions were the same as those used for the past two reports (see appendices). Agencies were asked to provide information on budgets and staffing, maintenance activities, accomplishments, and concerns in FY23. X agencies provided full or partial responses.

When possible, the analysis compares FY23 data with the previous eight years of data, starting in FY15. Trends are identified through comparisons across all eight years. Likert scale data were collected to identify trends in agency-perceived concerns with urban forestry in San Francisco as well as perceived limitations that affect their work and the urban forest. Agency data from the 2023 survey is provided in the appendices of the report.

Surveyed Organizations

- California Department of Transportation, District 4 (Caltrans)
- City College of San Francisco (CCSF)
- Friends of the Urban Forest (FUF)
- Golden Gate National Recreation Area (GGNRA)
- Laguna Honda Hospital (LHH)
- Port of San Francisco (Port)
- Presidio Trust (Trust)
- Recreation and Park Department (RPD)
- San Francisco Housing Authority (SFHA)
- San Francisco International Airport (SFO)
- San Francisco Municipal Transportation Agency (SFMTA)
- San Francisco Planning Department (Planning)
- San Francisco Public Library (SFPL)
- San Francisco Public Utilities Commission (SFPUC)
- San Francisco Public Works, Bureau of Urban Forestry (SFPW, BUF)
- San Francisco State University (SFSU)
- San Francisco Unified School District (SFUSD)
- Treasure Island Development Authority (TIDA)
- University of California, San Francisco (UCSF)
- Pacific Gas and Electric (PG&E)
- Zuckerberg San Francisco General Hospital and Trauma Center (SFGH)
- Office of Community Investment and Infrastructure (OCII)

**Marked organizations did not submit FY22 data.*

FINDINGS

Trends

The data provided by participating agencies for this report is compared to data provided since FY15. While participation is required by Chapter 12, Section 1209 of the San Francisco Environment Code, not all agencies participate in the survey each year nor are able to provide complete responses. Trends identified in this section only include data from agencies that have reported in each of the last seven years, of which there are nine:

- Friends of the Urban Forest (FUF)
- Port of San Francisco (Port)
- Recreation and Park Department (RPD)
- San Francisco Municipal Transportation Agency (SFMTA)
- San Francisco Public Works, Bureau of Urban Forestry (SFPW)
- San Francisco State University (SFSU)
- San Francisco Unified School District (SFUSD)
- Treasure Island Development Authority (TIDA)
- University of California, San Francisco (UCSF)

Figures generated from the complete 2023 dataset can be found in the appendices.

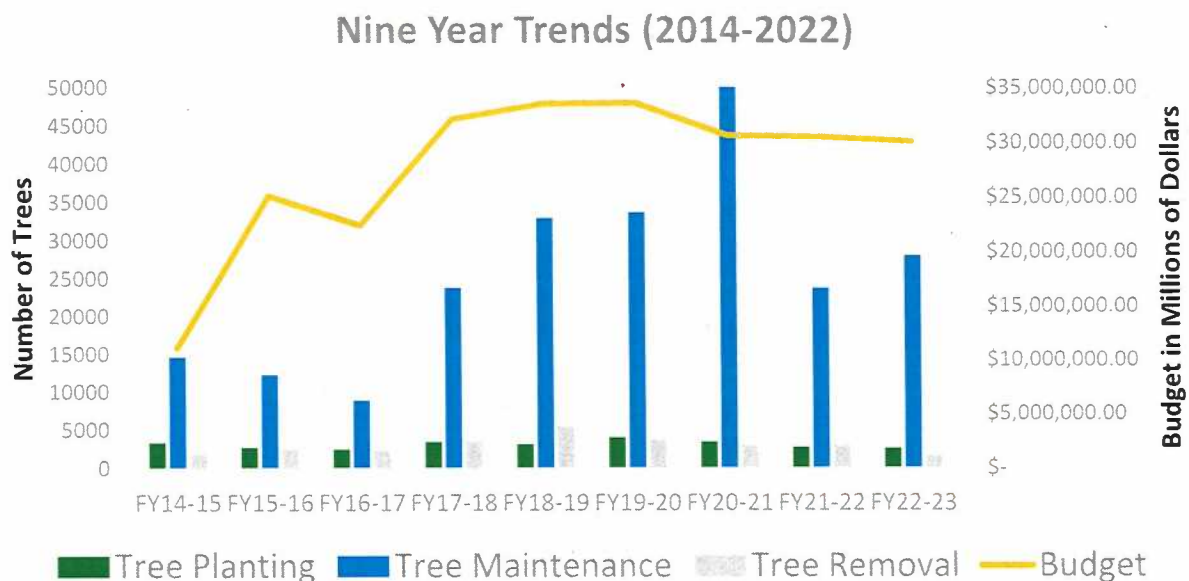


Figure 2. Nine Year Trends displays the trends of responses from nine of the surveyed agencies since the FY15. This data highlights a decrease in budgets from FY20 to FY23, as well as a sharp decrease in tree maintenance.

Trees Planted & Removed (2014-2022)

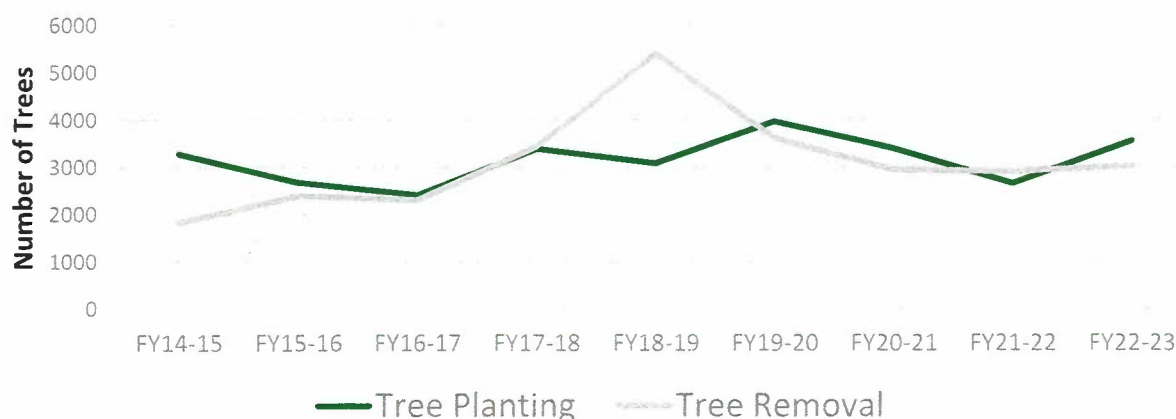


Figure 3. Trees Planted and Removed displays the trend of responses from nine of the surveyed agencies since FY15, illustrating a small increase in both tree plantings and removals from FY22 to FY23, and a positive balance between planting and removal during FY23.

Current Street Tree Estimate

Street tree planting and removal data reported by San Francisco Public Works and Friends of the Urban Forest, shows that the current total number of street trees as of June 30, 2023, is estimated at 123,938. Between FY12 and FY23, 12,711 new street trees were planted and 12,887 were removed, a 176 tree decrease since the 2017 street tree census.

General Liability Claims

Common Concerns and Limitations

Survey respondents scored common concerns and limitations for their agencies and organizations. Figures 3.B and 4.B display levels of concern for all responses in 2023. Agencies remain concerned about their ability to provide adequate care for their trees. 85% of agencies reported staffing as at least a moderate limitation. 78% of agencies reported funding constraints to be at least a medium limitation. 64% of agencies reported prioritization of urban forestry to be at least a medium limitation. Agencies' limitations are further explained in Opportunities and Challenges.

In FY23 four organizations planted 92% of the reported new trees. These same organizations provided care for 82% of existing/new trees. Figures 5 and 6 display levels of concern based on their responses in 2023. Notably among the smaller group of organizations, staffing and funding constraints are reported to be larger, more urgent limitations.

Reported Opportunities and Challenges

The following provides a brief background about each agency or organization that provided responses and quotes the specific information they reported this and previous years.

San Francisco Public Works, Bureau of Urban Forestry (SFPW) provides oversight and care to trees within the City's public right-of-way, including planting and maintaining street trees, issuing street tree planting, removal, and sidewalk landscaping permits to residents, as well as responding to emergency street tree issues.

Laguna Honda Hospital (LHH) is a San Francisco Department of Public Health facility with a 62-acre campus containing approximately 3,000 trees, 80 percent of which are within open space areas.

Port of San Francisco (Port) manages the trees along the San Francisco Bay waterfront. They select trees for the largest potential canopy growth and for the greatest biodiversity benefits for birds, pollinators, and other such organisms.

San Francisco Public Utilities Commission (SFPUC) manages trees and green space around reservoirs. They select native tree and plant species, taking into account biodiversity and historic growth patterns.

San Francisco International Airport (SFO) manages open space, bay shoreline, trees, landscaped areas, and endangered species habitat surrounding the airport facilities.

Recreation and Parks Department (RPD) maintains over 3,400 acres of open space with an estimated 131,000 trees in San Francisco. This includes large eucalyptus plantations at Mount Davidson, Mount Sutro, and Glen Canyon and diverse tree stands across Golden Gate, McLaren, and other parks, including the native Coast Live Oak woodlands in Golden Gate Park, Buena Vista Park, and Lake Merced, which RPD manages under work orders with the SFPUC.

Friends of the Urban Forest (FUF) helps individuals and neighborhood groups plant and care for street trees and sidewalk gardens in San Francisco. They host an average of nine interns per year, and they have trained volunteers who lead less experienced volunteers to plant and prune trees. They have workforce development programs that train young adults with minimal work experience how to plant and care for trees.

The Presidio Trust (Trust) oversees approximately 70,000 trees (10,000 of which are actively managed) in the Presidio of San Francisco, the 1,491-acre National Historic Landmark District located within the Golden Gate National Recreation Area, which is managed by the National Park Service. The Presidio manages reforestation sites by

selecting tree species that fit the historic character, are not invasive, and provide habitat for wildlife.

San Francisco Unified School District (SFUSD) provides care and maintenance for approximately 3,000 trees on 430 acres of school district property.

The University of California, San Francisco (UCSF) owns and manages a 61-acre open space area called the Mount Sutro Open Space Reserve that is adjacent and to the south of the Parnassus Heights campus. UCSF is committed to maintaining the Reserve as a safe and accessible resource that San Francisco residents and visitors can enjoy. UCSF has limited full-time urban forestry staff, and uses Conservation Corps, Golden Gate Audubon Society, and the Sutro Stewards to help care for the Reserve.

APPENDICES

2023 Survey Response Data
Figures



2023 Annual Report Survey Questions

Agency Information

Agency Name:
Bureau/Department Name:
Contact Person Name (First, Last):
Contact Phone Number:
Contact Email:
Website:

Workforce

- A. How many urban forestry-related staff positions does your organization have?
- B. How many full-time equivalent staff positions work only on tree planting, care, and removal?
- C. Do you use volunteers or interns and/or do you have some form of a workforce development program? Please explain.

Budget

- A. What is your organization's total budget?
- B. What is your urban forestry-related budget?
- C. What is the source of funds for your urban forestry-related budget? e.g., general fund, fees, special tax, grants etc.
- D. Does your urban forestry related budget fund anything other than tree care (such as education or lawn and shrub care)?
 - A. Yes
 - B. No
- E. If "yes," please estimate the percentage or amount of funding listed in your urban forestry related budget (above) spent specifically on tree planting and maintenance.

Health and Diversity of the Urban Forest

- A. Which are the three most common species of trees you planted this fiscal year?
- B. Are there any species you feel are struggling in San Francisco, or species you have decided to no longer to plant? Please explain why.
- C. Did you experiment with planting any new or less common species this year? If so, what were they?
- D. Are you considering climate change, biodiversity and wildlife habitat when selecting your tree species? Please explain.
- E. Pests: Are you experiencing any noteworthy pest problems? Please elaborate if you have information to share.

Tree Care (planting, maintenance, and removals)

- A. How many trees were planted, cared for, and removed within your organization's jurisdiction in FY2021-22?
- i. Planted:
 - ii. Cared for/Maintained:
 - iii. Removed:
 - iv. Please describe reasons for tree removals
 - v. Cared For/Maintained Elaboration; please explain further what the number above represents, e.g., the number of trees pruned, or the number of trees under general care throughout the year.
- B. If **your organization** performed urban forestry related work for **another entity** during the past year, please provide the requested information below. Leave blank if not applicable.
- i. Entity 1
 1. Entity Name:
 2. Planted:
 3. Cared for/Maintained:
 4. Removed:
- C. If **another entity** performed urban forestry related work for **your organization** during the past year, please provide the requested information below. Leave blank if not applicable.
- i. Entity
 1. Entity Name:
 2. Planted:
 3. Cared for/Maintained:
 4. Removed:

Fiscal Year General Liability Claims

Please answer the questions below if any general liability claims made against your agency due to issues related to trees.

For example, trip and falls on exposed roots or branch failures that damaged persons or personal property.

- A. Total general liability claims related to trees:
- B. Total number of paid general liability claims related to trees:
- C. Average dollar amount of tree-related claims paid:

Concerns & Limitations

Many organizations have reported similar concerns related to the urban forest and similar limitations when attempting to address these concerns. We are tracking these concerns and limitations over time to identify trends.

Concerns	Not at all concerned	Slightly concerned	Somewhat concerned	Moderately concerned	Extremely Concerned
Ability to provide adequate care to newly planted trees.					
Ability to provide adequate care to established trees.					
Coordination and efficiency in the way forestry programs operate on a city-wide basis.					
Provision of wildlife habitat via urban forestry management.					
Loss of significant numbers of trees due age and/or disease.					
Loss of significant numbers of trees due to vandalism, illegal pruning, and/or illegal removal.					
Loss of significant numbers of trees due to development					

Limitations	Not at all a limitation	Slightly a limitation	Somewhat a limitation	Moderately a limitation	Extremely a limitation
Funding Constraints					
Staffing Constraints					
Prioritization of urban forestry programs within your agency/ the city at large					
Coordination of efforts to protect and manage the overall urban forest					
Tree inventory specific to your agency (if applicable)					
Management plan specific to your agency (if applicable)					

COVID-19

Has the COVID-19 global pandemic affected your urban forestry program in any way, whether funding, staffing, programs or operations? Have you adjusted any procedures or processes?

Significant Changes

What, if any, significant changes or accomplishments have taken place within your organization's urban forestry programs in the last fiscal year? (For example, staffing or budget changes, new major projects or programs, changes to forestry management programs or oversight, or any significant achievements.

Topics of Concern

What topics are of greatest concern in your organization this year? (For example, concerns about drought conditions affecting tree health, including increased pest or disease pressure, other tree health concerns, providing wildlife habitat, jurisdictional issues, or public response to an agency plan.)

Optional

Do you have any recommendations, comments, or suggestions for us to improve the method of data collection, the annual report, or other processes related to the Annual Urban Forest Report?

2023 Annual Report Alternate Survey Questions

Agency Information

- Agency Name:
- Contact Person Name (First, Last):
- Contact Email:

Workforce & Budget

- A. How many urban forestry-related staff positions does your organization have?
- B. What is the budget for your urban forestry-related programming in the 2021-2022 fiscal year?

Assistance to San Francisco-based Urban Forestry Programs or Organizations

- A. Did you provide TECHNICAL assistance to any urban forestry programs or organizations in San Francisco? If so, please identify the programs and/or organizations and the nature of the assistance.
- B. Did you provide FINANCIAL assistance to any urban forestry programs or organizations in San Francisco? If so, please identify the programs and/or organizations and the nature of the assistance.

Other San Francisco Projects/Programs

Did you work on any other projects not discussed in Question III that may affect San Francisco's urban forest?

- A. If yes, what is the project/program status?
- B. How can we assist or work with you on these projects/programs?

Additional Questions

1. What, if any, significant changes or accomplishments have taken place within your organization's urban forestry work in the last fiscal year? For example, staffing or budget changes, new major projects or programs, or any significant achievements?
2. Are you working on regional, statewide, or national issues that we should know about and/or can support locally?
3. What topics are of greatest concern in your organization this year? For example, providing wildlife habitat, jurisdictional issues, COVID-19, or public response to an agency plan.
4. OPTIONAL: Do you have any recommendations, comments, or suggestions for us to improve the method of data collection, the annual report, or other processes related to the Annual Urban Forest Report?

