

File No. 190217

Committee Item No. 10

Board Item No. 14

### COMMITTEE/BOARD OF SUPERVISORS

#### AGENDA PACKET CONTENTS LIST

Committee: Budget & Finance Sub-Committee

Date March 13, 2019

Board of Supervisors Meeting

Date March 19, 2019

#### Cmte Board

- |                                     |                                     |  |
|-------------------------------------|-------------------------------------|--|
| <input type="checkbox"/>            | <input type="checkbox"/>            | Motion                                       |
| <input checked="" type="checkbox"/> | <input checked="" type="checkbox"/> | Resolution                                   |
| <input type="checkbox"/>            | <input type="checkbox"/>            | Ordinance                                    |
| <input type="checkbox"/>            | <input type="checkbox"/>            | Legislative Digest                           |
| <input type="checkbox"/>            | <input type="checkbox"/>            | Budget and Legislative Analyst Report        |
| <input type="checkbox"/>            | <input type="checkbox"/>            | Youth Commission Report                      |
| <input type="checkbox"/>            | <input type="checkbox"/>            | Introduction Form                            |
| <input checked="" type="checkbox"/> | <input checked="" type="checkbox"/> | Department/Agency Cover Letter and/or Report |
| <input type="checkbox"/>            | <input type="checkbox"/>            | MOU  |
| <input checked="" type="checkbox"/> | <input checked="" type="checkbox"/> | Grant Information Form                       |
| <input checked="" type="checkbox"/> | <input checked="" type="checkbox"/> | Grant Budget                                 |
| <input type="checkbox"/>            | <input type="checkbox"/>            | Subcontract Budget                           |
| <input checked="" type="checkbox"/> | <input checked="" type="checkbox"/> | Contract/Agreement                           |
| <input checked="" type="checkbox"/> | <input checked="" type="checkbox"/> | Form 126 – Ethics Commission                 |
| <input checked="" type="checkbox"/> | <input checked="" type="checkbox"/> | Award Letter                                 |
| <input type="checkbox"/>            | <input type="checkbox"/>            | Application                                  |
| <input type="checkbox"/>            | <input type="checkbox"/>            | Public Correspondence                        |

#### OTHER

(Use back side if additional space is needed)

<input type="checkbox"/>	<input type="checkbox"/>	_____
<input type="checkbox"/>	<input type="checkbox"/>	_____
<input type="checkbox"/>	<input type="checkbox"/>	_____
<input type="checkbox"/>	<input type="checkbox"/>	_____
<input type="checkbox"/>	<input type="checkbox"/>	_____
<input type="checkbox"/>	<input type="checkbox"/>	_____
<input type="checkbox"/>	<input type="checkbox"/>	_____
<input type="checkbox"/>	<input type="checkbox"/>	_____
<input type="checkbox"/>	<input type="checkbox"/>	_____
<input type="checkbox"/>	<input type="checkbox"/>	_____
<input type="checkbox"/>	<input type="checkbox"/>	_____
<input type="checkbox"/>	<input type="checkbox"/>	_____

Completed by: Linda Wong

Date March 8, 2019

Completed by: Linda Wong

Date March 19, 2019

1 [Accept and Expend Grant - Retroactive - Association of Bay Area Governments - Bay Area  
2 Regional Network - Energy Efficiency Program Implementation - \$2,948,331]

3 **Resolution retroactively authorizing the Department of the Environment to accept and**  
4 **expend grant funds from the Association of Bay Area Governments in the amount of**  
5 **\$2,948,331 to perform energy efficiency program implementation, as part of the Bay**  
6 **Area Regional Energy Network Program, an energy efficiency program, for the term of**  
7 **January 1, 2019, to December 31, 2019.**

8  
9 WHEREAS, The City and County of San Francisco (City) is a member of the  
10 Association of Bay Area Governments (ABAG); and

11 WHEREAS, The California Public Utilities Commission (CPUC) ruled in Decision ("D")  
12 D.18-05-041 (05/2018) to approve the Bay Area Regional Energy Network's (BayREN) "2018-  
13 2025 Energy Efficiency Business Plan," thereby continuing its "Program Administrator" status  
14 so it may continue to administer ratepayer-funded energy efficiency programs in all nine (9)  
15 Member Counties; and

16 WHEREAS, BayREN submitted its 2018 Compliance Filing (October 29, 2018) to the  
17 Energy-Division (ED) of the CPUC, requesting a total budget of \$23,950,000, with energy  
18 savings goals of 2,559,124-kWh and 230,000 therms of natural gas; and

19 WHEREAS, The CPUC recognized that the BayREN program can provide greater  
20 opportunities for the participating counties to develop more innovative programs that better  
21 serve the ratepayers; and

22 WHEREAS, The CPUC stated in Advice Letter 9-E, amongst other things, approval of  
23 its 2019 BayREN Program Implementation Plan (PIP) and the budget to fund implementation  
24 of the PIP; and

1           WHEREAS, In 2013, the CPUC ruled in D.13-11-005 (November 14, 2013) that Pacific  
2 Gas & Electric (PG&E) will serve as the fiscal agent for BayREN and the CPUC provides  
3 oversight of the program content; and

4           WHEREAS, In 2013, ABAG and PG&E entered into a Master Services Agreement  
5 (MSA); and

6           WHEREAS, In 2018, ABAG received the ratepayer funds of \$19,205,617 through the  
7 MSA with PG&E; and

8           WHEREAS, BayREN will continue implementing programs to provide technical  
9 assistance and financing to the commercial and residential sectors and education and training  
10 to construction contractors and building code officials; and

11           WHEREAS, The San Francisco Board of Supervisors adopted goals for reductions in  
12 greenhouse gas emissions; and

13           WHEREAS, The Department of the Environment continues to play a key role in the  
14 development of the concepts and plans for all the elements of the BayREN program; and

15           WHEREAS, The Department of Environment is already performing energy efficiency  
16 programs for greenhouse gas reductions, providing technical assistance to the commercial  
17 and residential sectors and creating local jobs; and

18           WHEREAS, The Department of the Environment has built upon its extensive  
19 experience with commercial and multifamily building energy efficiency retrofits, playing a key  
20 role in the development of the BayREN Multifamily Subprogram; and

21           WHEREAS, The Department of the Environment is the Lead Agency of the BayREN  
22 Commercial Subprogram; and

23           WHEREAS, A successful BayREN program from 2013 to present has led to continued  
24 funding in future years; and

1 WHEREAS, ABAG awarded grant funds of \$511,017 to the City for the 2018 BayREN  
2 programs and that grant was approved by the Board of Supervisors under Resolution No.  
3 0056-18 (enacted 02/10/18); and

4 WHEREAS, The term of the grant is from January 01, 2019 to December 31, 2019; and

5 WHEREAS, A request for retroactive approval is being sought because the Department  
6 did not receive final approval from the funder until December 17, 2018; and

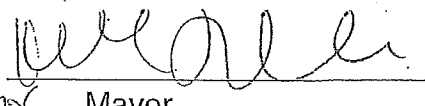
7 WHEREAS, The grant allows for Indirect costs in the additional award of \$199,098,  
8 included in the budget; and


9 WHEREAS, The Department of Environment will utilize existing staff hired under the  
10 American Reinvestment and Recovery Act that continued working under the 2013-18 BayREN  
11 contract; and


12 WHEREAS, The grant does not require an Annual Salary Ordinance (ASO)  
13 amendment; now therefore, be it

14 RESOLVED, That the Board of Supervisors authorizes the Director of the Department  
15 of the Environment to retroactively accept and expend a grant in the amount of \$2,948,331  
16 from ABAG to for continuation of the BayREN program implementation activities in San  
17 Francisco.

18  
19  
20 Recommended:

Approved:   
for Mayor

21  
22   
23 Department Head

Approved:   
for Controller, Grant Division

**Grant Resolution Information Form**  
(Effective July 2011)

Purpose: Accompanies proposed Board of Supervisors resolutions authorizing a Department to accept and expend grant funds.

The following describes the grant referred to in the accompanying resolution:

1. Grant Title: BayREN
2. Department: Department of the Environment
3. Contact Person: Lloyd Arcega Telephone: 415-355-3716
4. Grant Approval Status (check one):  
 Approved by funding agency                       Not yet approved
5. Amount of Grant Funding Approved or Applied for: \$2,948,331
- 6a. Matching Funds Required: \$ 0  
b. Source(s) of matching funds (if applicable):
- 7a. Grant Source Agency: California Public Utilities Commission (CPUC)  
b. Grant Pass-Through Agency (if applicable): PG&E and Association of Bay Area Governments (ABAG)
8. Proposed Grant Project Summary: The Bay Area Regional Network (BayREN) is funded under Decision 18-05-041 of the California Public Utilities Commission (CPUC) to continue to engage local governments in meeting the goals of California's Energy Efficiency Strategic Plan. The CPUC provides oversight of the program content, PG&E acts as fiscal agent, and ABAG has a contract of \$23,950,000 with PG&E in 2019, out of which this grant is funded. BayREN is funded to provide an energy efficiency incentives and technical assistance program in single family, multifamily and small & medium commercial buildings, provide financing, and raise the level of energy code compliance in new construction and renovation.
9. Grant Project Schedule, as allowed in approval documents, or as proposed:  
Start-Date: 01/01/19 End-Date: 12/31/2019
- 10a. Amount budgeted for contractual services: \$1,138,466  
b. Will contractual services be put out to bid? Yes, and will also use existing services  
c. If so, will contract services help to further the goals of the Department's Local Business Enterprise (LBE) requirements? Yes  
d. Is this likely to be a one-time or ongoing request for contracting out? On-going
- 11a. Does the budget include indirect costs?                       Yes                       No  
b1. If yes, how much? \$199,098  
b2. How was the amount calculated? Based on Department of Environment's overhead and indirect.

c1. If no, why are indirect costs not included?

Not allowed by granting agency

To maximize use of grant funds on direct services

Other (please explain):

c2. If no indirect costs are included, what would have been the indirect costs? N.A.

12. Any other significant grant requirements or comments: No.

**\*\*Disability Access Checklist\*\*\*(Department must forward a copy of all completed Grant Information Forms to the Mayor's Office of Disability)**

13. This Grant is intended for activities at (check all that apply):

Existing Site(s)

Existing Structure(s)

Existing Program(s) or Service(s)

Rehabilitated Site(s)

Rehabilitated Structure(s)

New Program(s) or Service(s)

New Site(s)

New Structure(s)

14. The Departmental ADA Coordinator or the Mayor's Office on Disability have reviewed the proposal and concluded that the project as proposed will be in compliance with the Americans with Disabilities Act and all other Federal, State and local disability rights laws and regulations and will allow the full inclusion of persons with disabilities. These requirements include, but are not limited to:

1. Having staff trained in how to provide reasonable modifications in policies, practices and procedures;
2. Having auxiliary aids and services available in a timely manner in order to ensure communication access;
3. Ensuring that any service areas and related facilities open to the public are architecturally accessible and have been inspected and approved by the DPW Access Compliance Officer or the Mayor's Office on Disability Compliance Officers.


If such access would be technically infeasible, this is described in the comments section below:

Comments: All facilities served are privately owned, consisting of various types of buildings, in both residential and commercial sectors. Staff will make site visits to conduct energy efficiency assessments.

Departmental ADA Coordinator or Mayor's Office of Disability Reviewer:

Claudia Molina, Departmental ADA Coordinator, Payroll Personnel Clerk


Date Reviewed: 1-29-2019

  
(Signature Required)

Department Head or Designee Approval of Grant Information Form:

Deborah O. Raphael, Director, Department of the Environment

Date Reviewed: 1/31/19

  
(Signature Required)


City and County of San Francisco, - Department of the Environment

Energy Efficiency Program - ABAG / BayREN Contract

ABAG

Personnel			
	5644 Principal Environmental Specialist (0.05 FTE); 5642 Sr. Environmental Specialist (0.75 FTE); 5640 Environmental Specialists (1.30 FTE); 5638 Environmental Assistant (0.10 FTE); 1822 Administrative Analyst (0.10 FTE)	Administration, Program Implementation & Strategic Planning	\$650,227
		<b>Sub-Total Personnel</b>	<b>\$650,227</b>
Non Personnel Services			
	Incentives	Financial incentives paid to program participants to reduce upfront costs to install energy efficiency equipment	\$950,640
	Other Professional	Program Design & Implementation	\$1,138,466
	Field Expense		\$3,000
	Printing		\$1,000
	Other Materials & Supplies		\$2,900
		<b>Sub-Total Contract/ Other</b>	<b>\$2,096,006</b>
Interdepartmental Transfers			
	Legal Review		\$3,000
Indirect			
			\$199,098
		<b>Grand Total</b>	<b>\$2,948,331</b>

# ADVICE LETTER SUMMARY



## ENERGY UTILITY

MUST BE COMPLETED BY UTILITY (Attach additional pages as needed)

Company name/CPUC Utility No.: BayREN #941

Utility type:

- ELC       GAS       WATER  
 PLC       HEAT

Contact Person: Jennifer Berg  
 Phone #: 414-820-7947  
 E-mail: jberg@bayareametro.gov  
 E-mail Disposition Notice to: jberg@bayareametro.gov

EXPLANATION OF UTILITY TYPE:

ELC = Electric      GAS = Gas      WATER = Water  
 PLC = Pipeline      HEAT = Heat

(Date Submitted / Received Stamp by CPUC)

September 4, 2018

Advice Letter (AL) #: 9B

Tier Designation: 2

Subject of AL: 2019 Annual Energy Efficiency Program and Portfolio Budget Request for the San Francisco Bay Area Regional Energy Network (BayREN)

Keywords (choose from CPUC listing): Energy Efficiency, Compliance

AL Type:  Monthly  Quarterly  Annual  One-Time  Other

If AL submitted in compliance with a Commission order, indicate relevant Decision/Resolution #: D.15-10-028; D.18-05-041

Does AL replace a withdrawn or rejected AL? If so, identify the prior AL: N/A

Summarize differences between the AL and the prior withdrawn or rejected AL: N/A

Confidential treatment requested?  Yes  No

If yes, specification of confidential information:

Confidential information will be made available to appropriate parties who execute a nondisclosure agreement. Name and contact information to request nondisclosure agreement/access to confidential information:

Resolution required?  Yes  No

Requested effective date: 10/4/18

No. of tariff sheets: 0

Estimated system annual revenue effect (%): N/A

Estimated system average rate effect (%): N/A

When rates are affected by AL, include attachment in AL showing average rate effects on customer classes (residential, small commercial, large C/I, agricultural, lighting):

Tariff schedules affected:

Service affected and changes proposed: N/A

Pending advice letters that revise the same tariff sheets: N/A



Protests and all other correspondence regarding this AL are due no later than 20 days after the date of this submittal, unless otherwise authorized by the Commission, and shall be sent to:

CPUC, Energy Division  
Attention: Tariff Unit  
505 Van Ness Avenue  
San Francisco, CA 94102  
Email: [EDTariffUnit@cpuc.ca.gov](mailto:EDTariffUnit@cpuc.ca.gov)

Name: Gerald Lahr  
Title: Assistant Director - Energy Programs, MTC  
Utility Name:  
Address: 375 Beal Street, 7th Floor  
City: San Francisco State: California  
Telephone (xxx) xxx-xxxx: 415-820-7908  
Facsimile (xxx) xxx-xxxx:  
Email: [jlahr@bayareametro.gov](mailto:jlahr@bayareametro.gov)

Name:  
Title:  
Utility Name:  
Address:  
City: State: Wyoming  
Telephone (xxx) xxx-xxxx:  
Facsimile (xxx) xxx-xxxx:  
Email:

Clear Form



Local Governments Empowering Our Communities

September 4, 2018

California Public Utilities Commission  
Energy Division Tariff Unit  
505 Van Ness Ave.  
Fourth Floor  
San Francisco, CA 94102-3298  
**Advice Letter 9-E**

(BayREN ID #941)

**Subject:**

BayREN 2019 Annual Energy Efficiency Program and Portfolio Budget Request

**Purpose**

The purpose of this advice filing is to seek approval for the 2019 Annual Energy Efficiency Program and Portfolio Budget request for the San Francisco Bay Area Regional Energy Network (“BayREN”).

The BayREN is a collaboration of the nine counties that make up the San Francisco Bay Area. Led by the Association of Bay Area Governments<sup>1</sup>, the BayREN implements effective energy saving programs on a regional level and draws on the expertise, experience, and proven track record of Bay Area local governments to develop and administer successful climate, resource, and sustainability programs. Since its inception, the BayREN has been addressing the three areas indicated by Decision 12-11-015 in the formation and implementation of programs: filling gaps that the investor-owned utilities (“IOUs”) are not serving; developing programs for hard-to-reach markets; and piloting new approaches to programs that have the potential to scale and offer innovative avenues to energy savings.

**Background**

In D. 14-10-046, the Commission approved the Rolling Portfolio funding, and provided that 2015 is “‘year zero’ insofar as we are leaving 2015 programs and funding in place until the earlier of when we provide superseding direction, or 2025.”<sup>2</sup> In addition, funding for various financing programs, including BayREN’s Multifamily Capital Advance Program (“BAMCAP”), was previously approved in D.13-09-044.<sup>3</sup> REN funding for 2018 was articulated in D.16-08-019: “[E]xisting approved activities [of the RENs] may have ongoing funding that was previously approved.”<sup>4</sup> Recently, in D.18-05-041, BayREN’s Business Plan and Budgets for the term of the Rolling Portfolio was approved with slight modifications.

---

<sup>1</sup> On July 1, 2017 ABAG underwent a staff consolidation with the Metropolitan Transportation Commission (MTC). ABAG and its Executive Board continue to exist and to implement programs, such as BayREN.

<sup>2</sup> D.14-10-046 at page 31.

<sup>3</sup> D.13-09-044, Ordering Paragraph 22.

<sup>4</sup> D.16-08-019 at page 10.

D.15-10-028 established that on the first business day in September, each PA will file a Tier 2 advice letter for continued collection of Energy Efficiency (EE) funding from ratepayers. This filing, which envisions ministerial review, is intended to formalize the Program Administrator's annualized budget which shall remain in place until superseded by Commission or Commission Staff action on the new budget.<sup>5</sup> D.18-05-041 provided the required components of the Annual Budget Advice Letter (ABAL) and directed Program Administrators to file the 2019 ABAL by September 4, 2018.<sup>6</sup>

As directed by D.18-05-041 and additional guidance provided by Commission staff, BayREN has submitted via CEDARS-FM the 2019 BayREN Budget Filing Detail Report; the confirmation receipt is attached hereto as Attachment A.

## Discussion

### 1. BayREN 2019 Budget Request

BayREN requests a total portfolio and Evaluation, Measurement and Verification ("EM&V") budget of 23,336,847. The budget breakdown by sector and the energy savings is provided in Table 1.

Table 1: BayREN 2019 Budget and Savings<sup>7</sup>

Sector	2019 Program Year Budget	BayREN FORECAST ENERGY SAVINGS (Net)		
		Forecast kWh	Forecast kW	Forecast therms (MM)
Residential	\$18,591,913	1,738,594	384	0.22
Commercial	\$2,713,832	820,530	656	0.01
Industrial				
Agriculture				
Emerging Tech				
Public				
Codes and Standards	\$1,766,730	N/A	N/A	N/A
WE&T				
Finance				
OBF Loan Pool				
<b>Subtotal</b>	<b>\$23,072,475</b>	<b>2,559,124</b>	<b>1,041</b>	<b>0.23</b>
PA EM&V <sup>1</sup>	\$264,372			
<b>Total PA PY Spending Budget<sup>2</sup></b>	<b>\$23,336,847</b>			
Uncommitted and Unspent Carryover balance <sup>3</sup>	TBD			
<b>Total PA PY Budget Recovery Request<sup>4</sup></b>	<b>\$23,336,847</b>			
<b>Authorized PY Budget Cap (D.18-05-041)</b>	<b>\$23,950,000</b>			
Forecast PY TRC				0.22
Forecast PY PAC				0.25

<sup>5</sup> D.15-10-028, at pages 59-60.

<sup>6</sup> D.18-04-041, pp 123-129.

<sup>7</sup> Program Administrators received guidance from Energy Division to not update the ABAL tables. The Residential sector includes BayREN's Water/Energy Nexus program, which is a cross-cutting program, only because of this guidance. The Water/Energy Nexus program is defined as a cross-cutting program in CEDARS.

Table 1 Notes:

- <sup>1</sup> BayREN's portion of the total EM&V budget amount of \$961,353, which is the 27.5 percent split.
- <sup>2</sup> Total proposed program year budget spending, including uncommitted unspent carryover.
- <sup>3</sup> The balance of unspent uncommitted must reflect the total unspent uncommitted starting January 1, 2018 through December 31 of current year (PY-1). Because each ABAL is filed in Q3, this unspent uncommitted amount will be an estimate for the year in which the ABAL is filed.
- <sup>4</sup> Amount of funds to be collected for the Program Year - Line 18 less Line 19.

**Table 2: BayREN's Annual Rolling Portfolio Budget Forecast True-Up**

Table 2: BayREN Annual Rolling Portfolio Budget Forecast - True-Up									
Sector	2018 <sup>1</sup>	2019	2020	2021	2022	2023	2024	2025	Total
Residential	\$14,771,780	\$18,591,913	\$18,487,479	\$17,020,547	\$16,904,743	\$16,500,387	\$17,834,401	\$17,713,181	\$137,824,431
Commercial		\$2,713,832	\$3,246,473	\$3,572,306	\$3,980,158	\$4,525,331	\$4,665,108	\$5,104,067	\$27,807,276
Industrial									
Agriculture									
Emerging Tech									
Public									
Codes and Standards	\$1,660,370	\$1,766,730	\$1,928,700	\$2,103,700	\$2,283,200	\$2,461,700	\$2,641,100	\$2,820,400	\$17,665,900
WE&T									
Finance	\$2,515,712								\$2,515,712
OBF Loan Pool									
Subtotal	\$18,947,862	\$23,072,475	\$23,662,652	\$22,696,553	\$23,168,101	\$23,487,418	\$25,140,609	\$25,637,648	\$185,813,319
EM&V	\$257,755	\$264,372	\$271,135	\$260,065	\$265,468	\$269,127	\$288,069	\$293,765	\$2,169,755
Total Portfolio Program Year BayREN Budget	\$19,205,617	\$23,336,847	\$23,933,787	\$22,956,618	\$23,433,569	\$23,756,545	\$25,428,679	\$25,931,413	\$187,983,074
Total Authorized Portfolio PY Budget Cap	\$22,738,000	\$23,950,000	\$24,615,000	\$23,216,000	\$23,720,000	\$24,605,000	\$24,629,000	\$25,503,000	\$192,976,000
Forecast Portfolio PY TRC	0.25	0.22	0.28	0.31	0.34	0.38	0.47	0.49	0.35
Forecast Portfolio PY PAC	0.43	0.25	0.31	0.33	0.37	0.43	0.55	0.57	0.39

<sup>1</sup> "Reset" 2018 budget at or below 2018 annual budget approved in Business plan Decision. "True-up" years 2019-2025.

BayREN's portfolio savings forecast true-up is provided in Tables 3, 4 and 5 below.

**Table 3: Annual Rolling Portfolio Savings Forecast True-Up (Net kWh)**

Table 3: Annual Rolling Portfolio Savings Forecast - True-up (Net kWh)								
Sector	2018	2019	2020	2021	2022	2023	2024	2025
Residential	2,687,839	1,738,594	1,937,532	1,690,107	1,802,022	1,914,702	2,399,505	2,399,505
Commercial	N/A	820,530	1,322,385	1,512,230	1,863,897	2,124,296	2,342,852	2,600,805
Industrial								
Agriculture								
Emerging Tech								
Public								
Codes and Standards	N/A	N/A	N/A	N/A	N/A	N/A	N/A	N/A
WE&T								
Finance	N/A							
OBF Loan Pool								
Total Forecast Portfolio Savings	2,687,839	2,559,124	3,259,917	3,202,337	3,665,919	4,038,997	4,742,357	5,000,310
CPUC Goal*	N/A	N/A	N/A	N/A	N/A	N/A	N/A	N/A
% of Goal*	N/A	N/A	N/A	N/A	N/A	N/A	N/A	N/A

\* Not applicable to CCA/REN as of 2018, in template for future ABAL when applicable

**Table 4: Annual Rolling Portfolio Savings Forecast True-Up (Net kW)**

Table 4: Annual Rolling Portfolio Savings Forecast - True-up (Net kW)								
Sector	2018	2019	2020	2021	2022	2023	2024	2025
Residential	1,172	384	365	312	346	380	595	595
Commercial	N/A	656	529	605	746	850	937	1,040
Industrial								
Agriculture								
Emerging Tech								
Public								
Codes and Standards	N/A	N/A	N/A	N/A	N/A	N/A	N/A	N/A
WE&T								
Finance	N/A							
OBF Loan Pool								
<b>Total Forecast Portfolio Savings</b>	<b>1,172</b>	<b>1,041</b>	<b>894</b>	<b>917</b>	<b>1,091</b>	<b>1,229</b>	<b>1,533</b>	<b>1,636</b>
<b>CPUC Goal*</b>	<b>N/A</b>	<b>N/A</b>	<b>N/A</b>	<b>N/A</b>	<b>N/A</b>	<b>N/A</b>	<b>N/A</b>	<b>N/A</b>
<b>% of Goal*</b>	<b>N/A</b>	<b>N/A</b>	<b>N/A</b>	<b>N/A</b>	<b>N/A</b>	<b>N/A</b>	<b>N/A</b>	<b>N/A</b>

\* Not applicable to CCA/REN as of 2018, in template for future ABAL when applicable

**Table 5: Annual Rolling Portfolio Savings Forecast True-Up (Net therms)**

Table 5: Annual Rolling Portfolio Savings Forecast - True-up (Net therms)								
Sector	2018	2019	2020	2021	2022	2023	2024	2025
Residential	304,917	218,663	242,202	228,035	247,029	287,468	443,345	443,345
Commercial	N/A	11,801	23,631	25,964	30,613	33,731	35,050	35,874
Industrial								
Agriculture								
Emerging Tech								
Public								
Codes and Standards	N/A	N/A	N/A	N/A	N/A	N/A	N/A	N/A
WE&T								
Finance	N/A							
OBF Loan Pool								
<b>Total Forecast Portfolio Savings</b>	<b>304,917</b>	<b>230,464</b>	<b>265,833</b>	<b>253,999</b>	<b>277,642</b>	<b>321,199</b>	<b>478,395</b>	<b>479,219</b>
<b>CPUC Goal*</b>	<b>N/A</b>	<b>N/A</b>	<b>N/A</b>	<b>N/A</b>	<b>N/A</b>	<b>N/A</b>	<b>N/A</b>	<b>N/A</b>
<b>% of Goal*</b>	<b>N/A</b>	<b>N/A</b>	<b>N/A</b>	<b>N/A</b>	<b>N/A</b>	<b>N/A</b>	<b>N/A</b>	<b>N/A</b>

\* Not applicable to CCA/REN as of 2018, in template for future ABAL when applicable

## 2. Discussion of Proposed Program and Portfolio Changes

Except as discussed below, the BayREN portfolio of programs will remain primarily the same as 2018 offerings with an increase in current activities consistent with the slight increase in program budgets. Two programs, Single Family and Commercial, will be revised to more closely align with the criteria established in D.12-11-005.

### Single Family

BayREN will redesign the Single Family program by offering holistic solutions to both homeowners and renters to save energy, while also improving comfort and occupant health. The new program will focus on lower to middle income<sup>8</sup> homeowners and renters in the Bay Area, a population that is consistently under-represented in ratepayer energy efficiency programs in our territory as well as across the state. We will phase out implementation of Home Upgrade starting in Q1 2019. While Home Upgrade has allowed for deeper savings, the average project cost of approximately \$15,000 is cost prohibitive for many in our targeted income group. Home Upgrade also does not address the 32% of the Bay Area renter population within the middle income group. The program design will rely on the findings of the BayREN Single Family Moderate Income Market Characterization Study (scheduled to be complete by September 2018), so that the barriers of entry and the identified priorities of this market will be adequately addressed in the revised program.

The key approach to the offering is to fill the gap and to meet the lower to middle-income customer where they are. This will be done by offering incremental and affordable energy efficiency measures that are better aligned with their needs than are current energy efficiency programs. BayREN will offer a wide range of measures to its customers (both homeowners and renters) to achieve deep savings over the multiyear life of the program. The measures will range from low cost/no cost self-install measures to expensive professionally installed measures, allowing customers more flexibility and control over the project. Meter-based performance incentives will also be offered to the customer to facilitate implementation of energy management type measures. These proposed changes will allow for more realized savings with smaller entry-point improvements while also continuing to promote deeper savings through a whole-house approach.

Contractors and Community Based Organizations (CBOs) partnerships will be developed and/or enhanced to scale customer participation. BayREN will offer trainings to contractors on workforce standards (in conjunction with and coordination with the statewide Workforce Education and Training activities). BayREN will also help to expand specialty contractors' services to full building performance and/or partner with other firms to achieve a better business model that supports deeper whole house upgrades. One key program objective is to get the homeowner on an incremental path to achieve Zero Net Energy by phasing in new measures as they are feasible and providing education along the way.

An integral part of the implementation of the current and new single family program is the Home Energy Advisor service. Advisors assist both homeowners and renters and maintain contact with the customers after they have assisted with the initial contact in order to see the customer through a full energy-efficiency journey until the customer has reached ZNE. The Advisors also assist contractors with understanding program requirements and when needed, help mediate issues that may arise with the property owners. Advisors will refer customers to complementary programs offered by utilities and other organizations and help customers understand their financing options.

---

<sup>8</sup> Households with annual income range of \$48,000 – 125,000.

Like all of BayREN programs, outreach will continue to be done primarily by local governments, who are seen as trusted messengers. This also allows for the seamless layering of other climate programs and activities. Local governments will also reach out to local CBOs to better understand specific target audience and provide custom solutions to the community.

### Commercial

The BayREN SMB Commercial program is designed to empower building owners to take a holistic and longer-term approach in incorporating energy efficiency within their buildings. Applicants in the nine county area will receive whole building technical analysis, attractive financing options, and ongoing project support from a network of qualified industry partners and trusted local government partnerships.

BayREN recognizes that whole-building retrofit projects can be complex and costly, so we intend to meet SMB owners where they are and break down market barriers when possible:

- Our dual pathway approach will assure that each customer receives the level of support that suits their needs. Each project will be resourced with a Building Performance Advisor, who can offer a range of advisory services to busy customers, their contractors, and service providers.
- The program will first identify “low-hanging fruit,” by leveraging existing, complementary energy efficiency and financing program opportunities. Next, it will identify custom measures, with a focus on HVAC improvements, and provide “Pay-for-Performance” incentives based on actual, metered savings.
- Prospective partners will be vetted and selected by the program via a non-competitive Request for Qualifications. Preference will be given to partners who can absorb some or all of the project performance risk on the customer’s behalf.

Financial incentives will be available, with 50% of the incentive paid up front based on modeled savings, and the remaining 50% tied to actual metered performance after one year. Other financing options that will be promoted will be Commercial PACE, and the current Microloan product offered in three of the BayREN counties will be expanded throughout our territory.

A fundamental feature of the Subprogram is “program layering” via referrals to complimentary EE and financing programs (e.g. PG&E’s offerings) to harvest deeper energy savings. Program layering serves not only to amplify the Subprogram’s ability to develop comprehensive projects with a small budget, but also helps other utility programs achieve the 5% small commercial penetration target in D.18-05-014.

### **3. Strategies for increased cost-effectiveness**

Given BayREN’s directive to focus on filling gaps, piloting different or unique approaches that have the potential to scale and/or targeting hard-to-reach customers, we are not held to a particular cost-effectiveness threshold. However, we do strive to be more cost-effective and will utilize new strategies in 2019 to help our savings. BayREN has three resource programs. Strategies for increasing the cost effectiveness of these programs in 2019 are:

#### **1. Single Family**

New innovative tools and approaches will be introduced to scale up participation while improving cost effectiveness. New measures and methods for savings calculations will be used, as well as a meter based performance incentive. Customer participation will be scaled by leveraging existing customer relationships and partnerships with community-based organizations, rather than starting from scratch. These new approaches will result in greater realized savings for smaller entry-point improvements while continuing to promote a whole-house approach. BayREN will continue to support a long-term customer

journey that will effectively reduce the cost of customer acquisition while driving deeper energy savings over time.

There is a drop in the energy savings for this program from 2018 to 2019, in large part due to the change in program with 2019 being the beginning of the ramp up. Under the new program design, most new participants will be undertaking simpler, lower cost measures at the outset of their energy efficiency journey. We thus forecast only 450 Home Upgrade type projects in 2019, amounting to 167 net kW. The other measures forecasted to be implemented in 2019, while numerous, have a much lower average kW-savings/measure. In fact, the weighted average of the other measures is <0.001 net kW per unit and 102 kW overall.

Some of the new program measures will produce substantial kW savings, notably high performance windows and efficient AC/heat pump. However, the number of such measures expected to be implemented in the early years of the new program is relatively small. It is also worth noting, that those measures still claim less than ½ of the kW savings as the typical Home Upgrade package. However, we have seen in the Home Upgrade impact evaluations that the realization rate on kW savings is very low. So, as savings ramp up with the new program measures based on their different savings estimation methodologies, we anticipate more kW over time, with better realization rates.

With a continued focus on improving cost effectiveness, we anticipate greater energy savings following the early ramp of year of 2019.

## 2. Multifamily

As detailed in the Business Plan, steps will be taken to continue streamlining the participation process, phase out rebates over time and replacing them with other market drivers. For immediate next steps, we are creating a pathway for a market of raters to be able to provide technical assistance at a lower cost than the program-provided technical assistance. This means also introducing our simplified property assessment process and modeling tools to a broader set of users in the industry. These changes should all reduce the total cost of going through an energy upgrade.

While we are using the same kW savings per unit (0.03kW) in 2018 and 2019, there is a drop in overall net savings. This is due to there being 450 more units in 2018 than in 2019. A more significant explanation is that for 2019, we reduced the NTG ratio from 0.85 to 0.70, which impacts the net savings.<sup>9</sup>

## 3. Commercial

A significant portion of customer incentives will be tied to metered-verified savings. This will help to ensure that incentives are actually going towards energy savings. As designed, many of the traditional implementation tasks will be performed by program partners and/or contractors, thereby reducing implementation expenditures. Additionally, there will be dual enrollment pathways that will allow for program layering.

## 4. Metrics

Per D.18-05-041, Ordering Paragraphs 9 and 11, the metrics, targets and indicators for BayREN's program portfolio, and for the specific programs, were filed and served to the service list of A.17-01-013, et. al. on August 6, 2018. Pursuant to Energy Division direction, attached hereto as Attachment B is 2017 metrics for BayREN's programs.

---

<sup>9</sup> The reduction in Net savings is not a one-to-one ratio with the NTG values.



## 5. Program Implementation Plans/Implementation Plans

BayREN has uploaded to CEDARS revised redlined and clean versions of the Program Implementation Plans (PIPs) for Codes and Standards, Multifamily, and Water Bill Savings Program. The changes were minor and primarily reflect the changes in program budgets as approved in the Business Plan. BayREN will submit Implementation Plans (IPs) for the Single Family and Commercial programs during the time line prescribed in D.18-05-041. Similarly, an IP will be submitted for Green Labeling, which had previously been part of the single family program, but is now a standalone program as approved in the Business Plan.

### Protest

Anyone may protest this Advice Letter. The protest must state the grounds upon which it is based. The protest must be made in writing and received by the Commission within 20 days of the date this Advice Letter was filed with the Commission, or September 24, 2018. There is no restriction on who may file a protest. The address for mailing or delivering a protest to the Commission is:

Public Utilities Commission  
CPUC Energy Division  
Attention: Tariff Unit  
505 Van Ness Avenue  
San Francisco, CA 94102

Copies of the protest should also be sent via e-mail to the attention of the Energy Division at [EDTariffUnit@cpuc.ca.gov](mailto:EDTariffUnit@cpuc.ca.gov). It is also requested that a copy of the protest be sent by email to address shown below on the same date it is mailed or delivered to the Commission.


Gerald Lahr Assistant Director - Energy Programs Association of Bay Area Governments 375 Beale Street 7 <sup>th</sup> Floor San Francisco, CA 94105 <a href="mailto:JLahr@bayareametro.gov">JLahr@bayareametro.gov</a>
--

**Effective Date**

BayREN requests that this Tier 2 advice filing become effective on regular notice, October 4, 2018, which is 30 calendar days from the date of this filing.

**Notice**

In accordance with General Order 96-B, Section IV, a copy of this advice letter is being sent electronically and via U.S. mail to parties shown on the attached list and the parties on the service list for R.13-11-005. Address changes to the General Order 96-B service list should be directed to Jennifer K. Berg at [jberg@bayareametro.gov](mailto:jberg@bayareametro.gov) or by calling 415-820-7947.



---

Gerald L. Lahr  
Assistant Director – Energy Programs

**Attachment:**

- A: CEDARS Filing Submission Receipt
- B: BayREN 2017 Metrics

**ATTACHMENT A TO BAYREN AL-9-E**

CEDARS FILING SUBMISSION RECEIPT

The BAY portfolio filing has been submitted and is now under review. A summary of the filing is provided below.

PA: Bay Area Regional Energy Network (BAY)

Filing Year: 2019

Submitted: 09:56:14 on 04 Sep 2018

By: Qua Vallery

Advice Letter Number: 9-E

\* Portfolio Filing Summary \*

- TRC: 0.2223
- PAC: 0.254
- TRC (no admin): 0.4719
- PAC (no admin): 0.6423
- RIM: 0.254
- Budget: \$23,336,847.11

\* Programs Included in the Filing \*

- BAYREN02: Multi Family
- BAYREN03: Codes and Standards Program
- BAYREN04: Water/Energy Nexus
- BAYREN05-A: Evaluation Measurement and Verification - BAYREN
- BAYREN06: Commercial
- BAYREN07: Green Labeling
- BAYREN08: Single Family

**ATTACHMENT B TO BAYREN AL-9-E**

Index	PA	ATA Page	ATA Order	Method Code	Units of Measurement	Metric/Type	Metric/Indicator	Business Plan Att A Description	Metric	Sector	Baseline Year	2017 Reporting Year	2017 Numerator	2017 Denominator	BayREN Notes, assumptions, methodology	Data Source	Methodology	Key Definitions	Proxy Explanation
0	BayREN	A03	PL1	G	MT CO2eq	GHG	Metric	SF2-G**Greenhouse gases (MT CO2eq) Net kWh savings, reported on an annual basis**	CO2-equivalent of net annual kWh savings	Portfolio Level (PL)-All Sectors	2016	2017	1,171	N/A	N/A	CEDARS Online CET Output	Per CEDARS	None	
1	BayREN	A02	PL1	S1	First year annual kW gross	S1: Energy Savings	Metric	PL1-S1- First year annual and lifecycle ex-ante (pre-evaluation) gas, electric, and demand savings (gross and net)**	First year annual kW gross	Portfolio Level (PL)-All Sectors	2016	2017	1,589	N/A	N/A	CEDARS Online CET Output	Per CEDARS	None	
2	BayREN	A02	PL1	S1	First year annual kW net	S1: Energy Savings	Metric	PL1-S1- First year annual and lifecycle ex-ante (pre-evaluation) gas, electric, and demand savings (gross and net)**	First year annual kW net	Portfolio Level (PL)-All Sectors	2016	2017	1,311	N/A	N/A	CEDARS Online CET Output	Per CEDARS	None	
3	BayREN	A02	PL1	S1	First year annual kWh gross	S1: Energy Savings	Metric	PL1-S1- First year annual and lifecycle ex-ante (pre-evaluation) gas, electric, and demand savings (gross and net)**	First year annual kWh gross	Portfolio Level (PL)-All Sectors	2016	2017	2,720,630	N/A	N/A	CEDARS Online CET Output	Per CEDARS	None	
4	BayREN	A02	PL1	S1	First year annual kWh net	S1: Energy Savings	Metric	PL1-S1- First year annual and lifecycle ex-ante (pre-evaluation) gas, electric, and demand savings (gross and net)**	First year annual kWh net	Portfolio Level (PL)-All Sectors	2016	2017	2,370,542	N/A	N/A	CEDARS Online CET Output	Per CEDARS	None	
5	BayREN	A02	PL1	S1	First year annual Therm gross	S1: Energy Savings	Metric	PL1-S1- First year annual and lifecycle ex-ante (pre-evaluation) gas, electric, and demand savings (gross and net)**	First year annual Therm gross	Portfolio Level (PL)-All Sectors	2016	2017	277,123	N/A	N/A	CEDARS Online CET Output	Per CEDARS	None	
6	BayREN	A02	PL1	S1	First year annual Therm net	S1: Energy Savings	Metric	PL1-S1- First year annual and lifecycle ex-ante (pre-evaluation) gas, electric, and demand savings (gross and net)**	First year annual Therm net	Portfolio Level (PL)-All Sectors	2016	2017	226,707	N/A	N/A	CEDARS Online CET Output	Per CEDARS	None	
7	BayREN	A02	PL1	S1	Lifecycle ex-ante kW gross	S1: Energy Savings	Metric	PL1-S1- First year annual and lifecycle ex-ante (pre-evaluation) gas, electric, and demand savings (gross and net)**	Lifecycle ex-ante kW gross	Portfolio Level (PL)-All Sectors	2016	2017	24,321	N/A	N/A	CEDARS Online CET Output	Per CEDARS	None	

968

Spreadsheet																	Proxy		
Index	PA	ATA Page	ATA Order	Method Code	Units of Measurement	Metric Type	Metric/Indicator	Business Plan Att A Description	Metric	Sector	Baseline Year	2017 Reporting Year	2017 Numerator	2017 Denominator	BayREN Notes, assumptions, methodology	Data Source	Methodology	Key Definitions	Explanation
8	BayREN	A02	PL1	S1	Lifecycle ex-ante kW net	S1: Energy Savings	Metric	PL1-S1- First year annual and lifecycle ex-ante (pre-evaluation) gas, electric, and demand savings (gross and net)**	Lifecycle ex-ante kW net	Portfolio Level (PL)- All Sectors	2016	2017	18,788	N/A	N/A	CEDARS Online CET Output	Per CEDARS	None	
9	BayREN	A02	PL1	S1	Lifecycle ex-ante kWh gross	S1: Energy Savings	Metric	PL1-S1- First year annual and lifecycle ex-ante (pre-evaluation) gas, electric, and demand savings (gross and net)**	Lifecycle ex-ante kWh gross	Portfolio Level (PL)- All Sectors	2016	2017	2,720,630	N/A	N/A	CEDARS Online CET Output	Per CEDARS	None	
10	BayREN	A02	PL1	S1	Lifecycle ex-ante kWh net	S1: Energy Savings	Metric	PL1-S1- First year annual and lifecycle ex-ante (pre-evaluation) gas, electric, and demand savings (gross and net)**	Lifecycle ex-ante kWh net	Portfolio Level (PL)- All Sectors	2016	2017	28,824,445	N/A	N/A	CEDARS Online CET Output	Per CEDARS	None	
11	BayREN	A02	PL1	S1	Lifecycle ex-ante Therm gross	S1: Energy Savings	Metric	PL1-S1- First year annual and lifecycle ex-ante (pre-evaluation) gas, electric, and demand savings (gross and net)**	Lifecycle ex-ante Therm gross	Portfolio Level (PL)- All Sectors	2016	2017	4,105,390	N/A	N/A	CEDARS Online CET Output	Per CEDARS	None	
12	BayREN	A02	PL1	S1	Lifecycle ex-ante Therm net	S1: Energy Savings	Metric	PL1-S1- First year annual and lifecycle ex-ante (pre-evaluation) gas, electric, and demand savings (gross and net)**	Lifecycle ex-ante Therm net	Portfolio Level (PL)- All Sectors	2016	2017	3,379,571	N/A	N/A	CEDARS Online CET Output	Per CEDARS	None	
13	BayREN	A02	PL2	S3	First year annual kW gross	S3: DAC Savings	Metric	PL2-S3- First year annual and lifecycle ex-ante (pre-evaluation) gas, electric, and demand savings (gross and net) in disadvantaged communities**	First year annual kW gross in Disadvantaged Communities	Portfolio Level (PL)- All Sectors	2016	2017	61.65	N/A	N/A	% of DAC savings for MI + SF CEDARS Online CET Output	Data pull from PA databases	D.18-05-041: DAC = Service accounts in zip codes corresponding to census tracts in the top quartile of CalEnviroScreen 3.0 scores.	
14	BayREN	A02	PL2	S3	First year annual kW net	S3: DAC Savings	Metric	PL2-S3- First year annual and lifecycle ex-ante (pre-evaluation) gas, electric, and demand savings (gross and net) in disadvantaged communities**	First year annual kW net in Disadvantaged Communities	Portfolio Level (PL)- All Sectors	2016	2017	40.38	N/A	N/A	% of DAC savings for MI + SF CEDARS Online CET Output	Data pull from PA databases	D.18-05-041: DAC = Service accounts in zip codes corresponding to census tracts in the top quartile of CalEnviroScreen 3.0 scores.	
15	BayREN	A02	PL2	S3	First year annual kWh gross	S3: DAC Savings	Metric	PL2-S3- First year annual and lifecycle ex-ante (pre-evaluation) gas, electric, and demand savings (gross and net) in disadvantaged communities**	First year annual kWh gross in Disadvantaged Communities	Portfolio Level (PL)- All Sectors	2016	2017	275,058	N/A	N/A	% of DAC savings for MI + SF CEDARS Online CET Output	Data pull from PA databases	D.18-05-041: DAC = Service accounts in zip codes corresponding to census tracts in the top quartile of CalEnviroScreen 3.0 scores.	

897

Index	PA	ATA Page	ATA Order	Method Code	Units of Measurement	Metric/Indicator	Metric/Indicator	Business Plan A Description	Metric	Sector	Baseline Year	2017 Reporting Year	2017 Numerator	2017 Denominator	BayREN Notes, assumptions, methodology	Data Source	Methodology	Key Definitions	Proxy Explanation
16	BayREN	A02	PL2	S3	First year annual kWh net	S3: DAC Savings	Metric	PL2-S3- First year annual and lifecycle ex-ante (pre-evaluation) gas, electric, and demand savings (gross and net) in disadvantaged communities**	First year annual kWh net in Disadvantaged Communities	Portfolio Level (PL)-All Sectors	2016	247,552	N/A	N/A	% of DAC savings for MF + SF	CEDARS Online CET Duput	Data pull from PA databases	D.18-05-041: DAC = Service accounts in zip codes corresponding to census tracts in the top quartile of CalEnviroScreen 3.0 scores.	
17	BayREN	A02	PL2	S3	First year annual Therm gross	S3: DAC Savings	Metric	PL2-S3- First year annual and lifecycle ex-ante (pre-evaluation) gas, electric, and demand savings (gross and net) in disadvantaged communities**	First year annual Therm gross in Disadvantaged Communities	Portfolio Level (PL)-All Sectors	2016	17,387	N/A	N/A	% of DAC savings for MF + SF	CEDARS Online CET Duput	Data pull from PA databases	D.18-05-041: DAC = Service accounts in zip codes corresponding to census tracts in the top quartile of CalEnviroScreen 3.0 scores.	
18	BayREN	A02	PL2	S3	First year annual Therm net	S3: DAC Savings	Metric	PL2-S3- First year annual and lifecycle ex-ante (pre-evaluation) gas, electric, and demand savings (gross and net) in disadvantaged communities**	First year annual Therm net in Disadvantaged Communities	Portfolio Level (PL)-All Sectors	2016	15,649	N/A	N/A	% of DAC savings for MF + SF	CEDARS Online CET Duput	Data pull from PA databases	D.18-05-041: DAC = Service accounts in zip codes corresponding to census tracts in the top quartile of CalEnviroScreen 3.0 scores.	
19	BayREN	A02	PL2	S3	Lifecycle ex-ante kW gross	S3: DAC Savings	Metric	PL2-S3- First year annual and lifecycle ex-ante (pre-evaluation) gas, electric, and demand savings (gross and net) in disadvantaged communities**	Lifecycle ex-ante kW gross in Disadvantaged Communities	Portfolio Level (PL)-All Sectors	2016	548	N/A	N/A	% of DAC savings for MF + SF	CEDARS Online CET Duput	Data pull from PA databases	D.18-05-041: DAC = Service accounts in zip codes corresponding to census tracts in the top quartile of CalEnviroScreen 3.0 scores.	
20	BayREN	A02	PL2	S3	Lifecycle ex-ante kW net	S3: DAC Savings	Metric	PL2-S3- First year annual and lifecycle ex-ante (pre-evaluation) gas, electric, and demand savings (gross and net) in disadvantaged communities**	Lifecycle ex-ante kW net in Disadvantaged Communities	Portfolio Level (PL)-All Sectors	2016	466	N/A	N/A	% of DAC savings for MF + SF	CEDARS Online CET Duput	Data pull from PA databases	D.18-05-041: DAC = Service accounts in zip codes corresponding to census tracts in the top quartile of CalEnviroScreen 3.0 scores.	
21	BayREN	A02	PL2	S3	Lifecycle ex-ante kWh gross	S3: DAC Savings	Metric	PL2-S3- First year annual and lifecycle ex-ante (pre-evaluation) gas, electric, and demand savings (gross and net) in disadvantaged communities**	Lifecycle ex-ante kWh gross in Disadvantaged Communities	Portfolio Level (PL)-All Sectors	2016	3,484,979	N/A	N/A	% of DAC savings for MF + SF	CEDARS Online CET Duput	Data pull from PA databases	D.18-05-041: DAC = Service accounts in zip codes corresponding to census tracts in the top quartile of CalEnviroScreen 3.0 scores.	
22	BayREN	A02	PL2	S3	Lifecycle ex-ante kWh net	S3: DAC Savings	Metric	PL2-S3- First year annual and lifecycle ex-ante (pre-evaluation) gas, electric, and demand savings (gross and net) in disadvantaged communities**	Lifecycle ex-ante kWh net in Disadvantaged Communities	Portfolio Level (PL)-All Sectors	2016	3,136,481	N/A	N/A	% of DAC savings for MF + SF	CEDARS Online CET Duput	Data pull from PA databases	D.18-05-041: DAC = Service accounts in zip codes corresponding to census tracts in the top quartile of CalEnviroScreen 3.0 scores.	
23	BayREN	A02	PL2	S3	Lifecycle ex-ante Therm gross	S3: DAC Savings	Metric	PL2-S3- First year annual and lifecycle ex-ante (pre-evaluation) gas, electric, and demand savings (gross and net) in disadvantaged communities**	Lifecycle ex-ante Therm gross in Disadvantaged Communities	Portfolio Level (PL)-All Sectors	2016	250,440	N/A	N/A	% of DAC savings for MF + SF	CEDARS Online CET Duput	Data pull from PA databases	D.18-05-041: DAC = Service accounts in zip codes corresponding to census tracts in the top quartile of CalEnviroScreen 3.0 scores.	

868



Spreadsheet Index	PA	ATA Page	ATA Order	Method Code	Units of Measurement	Metric Type	Metric/Indicator	Business Plan ATA Description	Metric	Sector	Baseline Year	2017 Reporting Year	2017 Numerator	2017 Denominator	BayREN Notes, assumptions, methodology	Data Source	Methodology	Key Definitions	Proxy Explanation
24	BayREN	A02	PL2	S3	Lifecycle ex-ante Therm net	S3: DAC Savings	Metric	PL2-S3- First year annual and lifecycle ex-ante (pre-evaluation) gas, electric, and demand savings (gross and net) in disadvantaged communities**	Lifecycle ex-ante Therm net in Disadvantaged Communities	Portfolio Level (PL)- All Sectors	2016	225,396	N/A	N/A	% of DAC savings for MF + SF	CEDARS Online CET Output	Data pull from PA databases	D.18-05-041: DAC = Service accounts in zip codes corresponding to census tracts in the top quartile of CalEnviroScreen 3.0 scores.	
25	BayREN	A02	PL3	S4	First year annual kW gross	S4: Hard to reach markets	Metric	PL3-S4 - First year annual and lifecycle ex-ante (pre-evaluation) gas, electric, and demand savings (gross and net) in hard-to-reach markets**	First year annual kW gross in Hard-to-Reach Markets	Portfolio Level (PL)- All Sectors	2016	0	N/A	N/A		CEDARS Online CET Output	Data pull from PA databases	D.18-05-041 p. 43 - HTR as defined in Resolution G-3497, modified to "include disadvantaged communities (as designated by CalEP) in the geographic criteria for hard to reach customers."	
26	BayREN	A02	PL3	S4	First year annual kW net	S4: Hard to reach markets	Metric	PL3-S4 - First year annual and lifecycle ex-ante (pre-evaluation) gas, electric, and demand savings (gross and net) in hard-to-reach markets**	First year annual kW net in Hard-to-Reach Markets	Portfolio Level (PL)- All Sectors	2016	0	N/A	N/A		CEDARS Online CET Output	Data pull from PA databases	D.18-05-041 p. 43 - HTR as defined in Resolution G-3497, modified to "include disadvantaged communities (as designated by CalEP) in the geographic criteria for hard to reach customers."	
27	BayREN	A02	PL3	S4	First year annual kW gross	S4: Hard to reach markets	Metric	PL3-S4 - First year annual and lifecycle ex-ante (pre-evaluation) gas, electric, and demand savings (gross and net) in hard-to-reach markets**	First year annual kWh gross in Hard-to-Reach Markets	Portfolio Level (PL)- All Sectors	2016	0	N/A	N/A	Lifecycle DACs = [(% of DAC Savings MF * YearX_Lifecycle Savings MF) + (% of DAC Savings SF * YearX_Lifecycle Savings SF)] Lifecycle HTR = [(% of HTR Savings COM * YearX_Lifecycle Savings COM) + (% of HTR Savings SF * YearX_Lifecycle Savings SF)]	CEDARS Online CET Output	Data pull from PA databases	D.18-05-041 p. 43 - HTR as defined in Resolution G-3497, modified to "include disadvantaged communities (as designated by CalEP) in the geographic criteria for hard to reach customers."	
28	BayREN	A02	PL3	S4	First year annual kWh net	S4: Hard to reach markets	Metric	PL3-S4 - First year annual and lifecycle ex-ante (pre-evaluation) gas, electric, and demand savings (gross and net) in hard-to-reach markets**	First year annual kWh net in Hard-to-Reach Markets	Portfolio Level (PL)- All Sectors	2016	0	N/A	N/A	Lifecycle DACs = [(% of DAC Savings MF * YearX_Lifecycle Savings MF) + (% of DAC Savings SF * YearX_Lifecycle Savings SF)] Lifecycle HTR = [(% of HTR Savings COM * YearX_Lifecycle Savings COM) + (% of HTR Savings SF * YearX_Lifecycle Savings SF)]	CEDARS Online CET Output	Data pull from PA databases	D.18-05-041 p. 43 - HTR as defined in Resolution G-3497, modified to "include disadvantaged communities (as designated by CalEP) in the geographic criteria for hard to reach customers."	
29	BayREN	A02	PL3	S4	First year annual Therm gross	S4: Hard to reach markets	Metric	PL3-S4 - First year annual and lifecycle ex-ante (pre-evaluation) gas, electric, and demand savings (gross and net) in hard-to-reach markets**	First year annual Therm gross in Hard-to-Reach Markets	Portfolio Level (PL)- All Sectors	2016	0	N/A	N/A		CEDARS Online CET Output	Data pull from PA databases	D.18-05-041 p. 43 - HTR as defined in Resolution G-3497, modified to "include disadvantaged communities (as designated by CalEP) in the geographic criteria for hard to reach customers."	
30	BayREN	A02	PL3	S4	First year annual Therm net	S4: Hard to reach markets	Metric	PL3-S4 - First year annual and lifecycle ex-ante (pre-evaluation) gas, electric, and demand savings (gross and net) in hard-to-reach markets**	First year annual Therm net in Hard-to-Reach Markets	Portfolio Level (PL)- All Sectors	2016	0	N/A	N/A		CEDARS Online CET Output	Data pull from PA databases	D.18-05-041 p. 43 - HTR as defined in Resolution G-3497, modified to "include disadvantaged communities (as designated by CalEP) in the geographic criteria for hard to reach customers."	
31	BayREN	A02	PL3	S4	Lifecycle ex-ante kW gross	S4: Hard to reach markets	Metric	PL3-S4 - First year annual and lifecycle ex-ante (pre-evaluation) gas, electric, and demand savings (gross and net) in hard-to-reach markets**	Lifecycle ex-ante kW gross in Hard-to-Reach Markets	Portfolio Level (PL)- All Sectors	2016	0	N/A	N/A		CEDARS Online CET Output	Data pull from PA databases	D.18-05-041 p. 43 - HTR as defined in Resolution G-3497, modified to "include disadvantaged communities (as designated by CalEP) in the geographic criteria for hard to reach customers."	

668

Sprea														Proxy				
sheet														Explanation				
Index	PA	ATA Page	ATA Order	Method Code	Units of Measurement	Metric/ Indicator Type	Metric/ Indicator	Business Plan Att A Description	Metric	Sector	Baseline Year	2017 Reporting Year	2017 Numerator	2017 Denominator	BayREN Notes, assumptions, methodology	Data Source	Methodology	Key Definitions
32	BayREN	A02	PL3	S4	Lifecycle ex-ante kW net	S4: Hard to reach markets	Metric	PL3-S4 - First year annual and lifecycle ex-ante (pre-evaluation) gas, electric, and demand savings (gross and net) in hard-to-reach markets**	Lifecycle ex-ante kW net in Hard-to-Reach Markets	Portfolio Level (PL)- All Sectors	2016	0	N/A	N/A		CEDARS Online CET Output	Data pull from PA databases	D.18-05-041 p. 43 - HTR as defined in Resolution G-3497, modified to "include disadvantaged communities (as designated by CalEPA) in the geographic criteria for hard to reach customers."
33	BayREN	A02	PL3	S4	Lifecycle ex-ante kWh gross	S4: Hard to reach markets	Metric	PL3-S4 - First year annual and lifecycle ex-ante (pre-evaluation) gas, electric, and demand savings (gross and net) in hard-to-reach markets**	Lifecycle ex-ante kWh gross in Hard-to-Reach Markets	Portfolio Level (PL)- All Sectors	2016	0	N/A	N/A		CEDARS Online CET Output	Data pull from PA databases	D.18-05-041 p. 43 - HTR as defined in Resolution G-3497, modified to "include disadvantaged communities (as designated by CalEPA) in the geographic criteria for hard to reach customers."
34	BayREN	A02	PL3	S4	Lifecycle ex-ante kWh net	S4: Hard to reach markets	Metric	PL3-S4 - First year annual and lifecycle ex-ante (pre-evaluation) gas, electric, and demand savings (gross and net) in hard-to-reach markets**	Lifecycle ex-ante kWh net in Hard-to-Reach Markets	Portfolio Level (PL)- All Sectors	2016	0	N/A	N/A		CEDARS Online CET Output	Data pull from PA databases	D.18-05-041 p. 43 - HTR as defined in Resolution G-3497, modified to "include disadvantaged communities (as designated by CalEPA) in the geographic criteria for hard to reach customers."
35	BayREN	A02	PL3	S4	Lifecycle ex-ante Therm gross	S4: Hard to reach markets	Metric	PL3-S4 - First year annual and lifecycle ex-ante (pre-evaluation) gas, electric, and demand savings (gross and net) in hard-to-reach markets**	Lifecycle ex-ante Therm gross in Hard-to-Reach Markets	Portfolio Level (PL)- All Sectors	2016	0	N/A	N/A		CEDARS Online CET Output	Data pull from PA databases	D.18-05-041 p. 43 - HTR as defined in Resolution G-3497, modified to "include disadvantaged communities (as designated by CalEPA) in the geographic criteria for hard to reach customers."
36	BayREN	A02	PL3	S4	Lifecycle ex-ante Therm net	S4: Hard to reach markets	Metric	PL3-S4 - First year annual and lifecycle ex-ante (pre-evaluation) gas, electric, and demand savings (gross and net) in hard-to-reach markets**	Lifecycle ex-ante Therm net in Hard-to-Reach Markets	Portfolio Level (PL)- All Sectors	2016	0	N/A	N/A		CEDARS Online CET Output	Data pull from PA databases	D.18-05-041 p. 43 - HTR as defined in Resolution G-3497, modified to "include disadvantaged communities (as designated by CalEPA) in the geographic criteria for hard to reach customers."
37	BayREN	A02	PL4	LC	PAC Levelized Cost (\$/kW)	Cost per unit saved	Metric	PL4-LC - Levelized cost of energy efficiency per kWh, therm and kW (use both TRC and PAC)**	PAC Levelized Cost (\$/kW)	Portfolio Level (PL)- All Sectors	2016	\$415.57	N/A	N/A	Calculated from CET Outputs (PAC Cost x Electric Benefits/Total Benefits)/Lifecycle Net kW	CEDARS Online CET Output	Per CEDARS	None
38	BayREN	A02	PL4	LC	PAC Levelized Cost (\$/kWh)	Cost per unit saved	Metric	PL4-LC - Levelized cost of energy efficiency per kWh, therm and kW (use both TRC and PAC)**	PAC Levelized Cost (\$/kWh)	Portfolio Level (PL)- All Sectors	2016	\$0.35	N/A	N/A	Using CET Outputs and Formula (PAC Cost x Electric Benefits/Total Benefits)/Lifecycle Net kWh	CEDARS Online CET Output	Per CEDARS	None
39	BayREN	A02	PL4	LC	PAC Levelized Cost (\$/therm)	Cost per unit saved	Metric	PL4-LC - Levelized cost of energy efficiency per kWh, therm and kW (use both TRC and PAC)**	PAC Levelized Cost (\$/therm)	Portfolio Level (PL)- All Sectors	2016	\$1.31	N/A	N/A	Using CET Outputs and Formula (PAC Cost x Gas Benefits/Total Benefits)/Lifecycle Net therm	CEDARS Online CET Output	Per CEDARS	None

006

Index	PA	ATA Page	ATA Order	Method Code	Units of Measurement	Metric Type	Metric/Indicator	Business Plan Alt A Description	Metric	Sector	Baseline Year	2017 Reporting Year	2017 Numerator	2017 Denominator	BayREN Notes, assumptions, methodology	Data Source	Methodology	Key Definitions	Proxy Explanation
40	BayREN	A02	PL4	LC	TAC Levelized Cost (\$/KWh)	Cost per unit saved	Metric	PL4-LC - Levelized cost of energy efficiency per kWh, therm and kW (use both TAC and PAC)**	TAC Levelized Cost (\$/KW)	Portfolio Level (PL) - All Sectors	2016	\$853.70	N/A	N/A	Calculated from CET outputs (TAC Cost x Electric Benefits/Total Benefits)/Lifecycle Net kW	CEDARS Online CET Output	Per CEDARS	None	
41	BayREN	A02	PL4	LC	TAC Levelized Cost (\$/KWh)	Cost per unit saved	Metric	PL4-LC - Levelized cost of energy efficiency per kWh, therm and kW (use both TAC and PAC)**	TAC Levelized Cost (\$/KWh)	Portfolio Level (PL) - All Sectors	2016	\$0.56	N/A	N/A	Using CET Outputs and formula (TAC Cost x Electric Benefits/Total Benefits)/Lifecycle Net kWh	CEDARS Online CET Output	Per CEDARS	None	
42	BayREN	A02	PL4	LC	TAC Levelized Cost (\$/therm)	Cost per unit saved	Metric	PL4-LC - Levelized cost of energy efficiency per kWh, therm and kW (use both TAC and PAC)**	TAC Levelized Cost (\$/therm)	Portfolio Level (PL) - All Sectors	2016	\$1.08	N/A	N/A	Using CET Outputs and formula (TAC Cost x Gas Benefits/Total Benefits)/Lifecycle Net therm	CEDARS Online CET Output	Per CEDARS	None	
43	BayREN	A02	RSF1	S1	First year annual kW gross	S1: Energy Savings	Metric	RSF1-S1-First year annual and lifecycle ex-ante (pre-evaluation) gas, electric, and demand savings (gross and net) for Single Family Customers**	First year annual kW gross	Residential (RSF)	2016	792	N/A	N/A	Values extracted from CET runs for a sample measure mix and number of projects believed to be representative of future program design.	CEDARS Online CET Output	Per CEDARS	None	
44	BayREN	A02	RSF1	S1	First year annual kW net	S1: Energy Savings	Metric	RSF1-S1-First year annual and lifecycle ex-ante (pre-evaluation) gas, electric, and demand savings (gross and net) for Single Family Customers**	First year annual kW net	Residential (RSF)	2016	594	N/A	N/A	Values extracted from CET runs for a sample measure mix and number of projects believed to be representative of future program design.	CEDARS Online CET Output	Per CEDARS	None	
45	BayREN	A02	RSF1	S1	First year annual kWh gross	S1: Energy Savings	Metric	RSF1-S1-First year annual and lifecycle ex-ante (pre-evaluation) gas, electric, and demand savings (gross and net) for Single Family Customers**	First year annual kWh gross	Residential (RSF)	2016	520,164	N/A	N/A	Values extracted from CET runs for a sample measure mix and number of projects believed to be representative of future program design.	CEDARS Online CET Output	Per CEDARS	None	
46	BayREN	A02	RSF1	S1	First year annual kWh net	S1: Energy Savings	Metric	RSF1-S1-First year annual and lifecycle ex-ante (pre-evaluation) gas, electric, and demand savings (gross and net) for Single Family Customers**	First year annual kWh net	Residential (RSF)	2016	390,123	N/A	N/A	Values extracted from CET runs for a sample measure mix and number of projects believed to be representative of future program design.	CEDARS Online CET Output	Per CEDARS	None	
47	BayREN	A02	RSF1	S1	First year annual Therm gross	S1: Energy Savings	Metric	RSF1-S1-First year annual and lifecycle ex-ante (pre-evaluation) gas, electric, and demand savings (gross and net) for Single Family Customers**	First year annual Therm gross	Residential (RSF)	2016	136,024	N/A	N/A	Values extracted from CET runs for a sample measure mix and number of projects believed to be representative of future program design.	CEDARS Online CET Output	Per CEDARS	None	

901

Index	PA	ATA Page	ATA Order	Method Code	Units of Measurement	Metric Type	Metric/Indicator	Business Plan Att A Description	Metric	Sector	Baseline Year	2017 Reporting Year	2017 Numerator	2017 Denominator	BayREN Notes, assumptions, methodology	Data Source	Methodology	Key Definitions	Proxy Explanation
48	BayREN	A02	RSF1	S1	First year annual Therm net	S1: Energy Savings	Metric	RSF1-S1-First year annual and lifecycle ex-ante (pre-evaluation) gas, electric, and demand savings (gross and net) for Single Family Customers**	First year annual Therm net	Residential (RSF)	2016	103,518	N/A	N/A	Values extracted from CET runs for a sample measure mix and number of projects believed to be representative of future program design.	CEDARS Online CET Output	Per CEDARS	"ex ante" refers to claimed savings	
49	BayREN	A02	RSF1	S1	Lifecycle ex-ante kW gross	S1: Energy Savings	Metric	RSF1-S1-First year annual and lifecycle ex-ante (pre-evaluation) gas, electric, and demand savings (gross and net) for Single Family Customers**	Lifecycle ex-ante kW gross	Residential (RSF)	2016	12,565	N/A	N/A	Values extracted from CET runs for a sample measure mix and number of projects believed to be representative of future program design.	CEDARS Online CET Output	Per CEDARS	"ex ante" refers to claimed savings	
50	BayREN	A02	RSF1	S1	Lifecycle ex-ante kW net	S1: Energy Savings	Metric	RSF1-S1-First year annual and lifecycle ex-ante (pre-evaluation) gas, electric, and demand savings (gross and net) for Single Family Customers**	Lifecycle ex-ante kW net	Residential (RSF)	2016	8,795	N/A	N/A	Values extracted from CET runs for a sample measure mix and number of projects believed to be representative of future program design.	CEDARS Online CET Output	Per CEDARS	"ex ante" refers to claimed savings	
51	BayREN	A02	RSF1	S1	Lifecycle ex-ante kWh gross	S1: Energy Savings	Metric	RSF1-S1-First year annual and lifecycle ex-ante (pre-evaluation) gas, electric, and demand savings (gross and net) for Single Family Customers**	Lifecycle ex-ante kWh gross	Residential (RSF)	2016	4,976,796	N/A	N/A	Values extracted from CET runs for a sample measure mix and number of projects believed to be representative of future program design.	CEDARS Online CET Output	Per CEDARS	"ex ante" refers to claimed savings	
52	BayREN	A02	RSF1	S1	Lifecycle ex-ante kWh net	S1: Energy Savings	Metric	RSF1-S1-First year annual and lifecycle ex-ante (pre-evaluation) gas, electric, and demand savings (gross and net) for Single Family Customers**	Lifecycle ex-ante kWh net	Residential (RSF)	2016	3,732,397	N/A	N/A	Values extracted from CET runs for a sample measure mix and number of projects believed to be representative of future program design.	CEDARS Online CET Output	Per CEDARS	"ex ante" refers to claimed savings	
53	BayREN	A02	RSF1	S1	Lifecycle ex-ante Therm gross	S1: Energy Savings	Metric	RSF1-S1-First year annual and lifecycle ex-ante (pre-evaluation) gas, electric, and demand savings (gross and net) for Single Family Customers**	Lifecycle ex-ante Therm gross	Residential (RSF)	2016	2,101,867	N/A	N/A	Values extracted from CET runs for a sample measure mix and number of projects believed to be representative of future program design.	CEDARS Online CET Output	Per CEDARS	"ex ante" refers to claimed savings	
54	BayREN	A02	RSF1	S1	Lifecycle ex-ante Therm net	S1: Energy Savings	Metric	RSF1-S1-First year annual and lifecycle ex-ante (pre-evaluation) gas, electric, and demand savings (gross and net) for Single Family Customers**	Lifecycle ex-ante Therm net	Residential (RSF)	2016	1,576,400	N/A	N/A	Values extracted from CET runs for a sample measure mix and number of projects believed to be representative of future program design.	CEDARS Online CET Output	Per CEDARS	"ex ante" refers to claimed savings	
55	BayREN	A03	RSF2	G	MT CO2eq	GHG	Metric	RSF2-G**Greenhouse gases (MT CO2eq) Net kWh savings, reported on an annual basis**	CO2-equivalent of net annual kWh savings	Residential (RSF)	2016	114	N/A	N/A	Values extracted from CET runs for a sample measure mix and number of projects believed to be representative of future program design.	CEDARS Online CET Output	Per CEDARS	Definition: Single family are defined as Service account on residential rates, with dwelling code of single family home or single family dwelling.	

902

Spreadsheet Index	PA	AttA Page	AttA Order	Method Code	Units of Measurement	Metric/ Indicator	Metric/ Indicator	Business Plan Att A Description	Metric	Sector	Baseline Year	2017 Reporting Year	2017 Numerator	2017 Denominator	BayREN Notes, assumptions, methodology	Data Source	Methodology	Key Definitions	Proxy Explanation
56	BayREN	A03	RSF3	D1-D	Lifecycle NET kWh	D1: Depth of Interventions **Per downstream participant	Metric	RSF3-D1D - Average savings per participant in both opt-in and opt-out programs (broken down by downstream, midstream and upstream, as feasible)**	Average lifecycle ex-ante kW net savings per participant - Opt-In - Downstream	Residential (RSF)	2016	6.33	4,795	3,389	Applicable CET result divided by forecast participation	CEDARS Online CET Duput	D1D: Downstream methodology - Numerator: Total downstream savings claimed - Denominator: Total number of downstream participants	Per ED: "Energy savings" = lifecycle NET savings.	
57	BayREN	A03	RSF3	D1-D	Lifecycle NET kWh	D1: Depth of Interventions **Per downstream participant	Metric	RSF3-D1D - Average savings per participant in both opt-in and opt-out programs (broken down by downstream, midstream and upstream, as feasible)**	Average lifecycle ex-ante kWh net savings per participant - Opt-In - Downstream	Residential (RSF)	2016	2,647	3,732,597	3,389	Applicable CET result divided by forecast participation	CEDARS Online CET Duput	D1D: Downstream methodology - Numerator: Total downstream savings claimed - Denominator: Total number of downstream participants	Per ED: "Energy savings" = lifecycle NET savings.	
58	BayREN	A03	RSF3	D1-D	Lifecycle NET Therms	D1: Depth of Interventions **Per downstream participant	Metric	RSF3-D1D - Average savings per participant in both opt-in and opt-out programs (broken down by downstream, midstream and upstream, as feasible)**	Average lifecycle ex-ante Therm net savings per participant - Opt-In - Downstream	Residential (RSF)	2016	1,135	1,576,400	1,389	Applicable CET result divided by forecast participation	CEDARS Online CET Duput	D1D: Downstream methodology - Numerator: Total downstream savings claimed - Denominator: Total number of downstream participants	Per ED: "Energy savings" = lifecycle NET savings.	
59	BayREN	A03	RSF3	D1-M	Lifecycle NET kW	D1: Depth of Interventions **Per midstream participant	Metric	RSF3-D1M - Average savings per participant in both opt-in and opt-out programs (broken down by downstream, midstream and upstream, as feasible)**	Average lifecycle ex-ante kW net savings per participant - Opt-In - Midstream	Residential (RSF)	2016	N/A	N/A	N/A	BayREN does not have any residential midstream, upstream or opt-out programs.		D1M: Midstream methodology - Numerator: Total midstream savings claimed	Per discussion with ED, this metric not feasible and PAs agreed instead to report total upstream and midstream savings. "Energy savings" = lifecycle NET savings.	
60	BayREN	A03	RSF3	D1-M	Lifecycle NET kWh	D1: Depth of Interventions **Per midstream participant	Metric	RSF3-D1M - Average savings per participant in both opt-in and opt-out programs (broken down by downstream, midstream and upstream, as feasible)**	Average lifecycle ex-ante kWh net savings per participant - Opt-In - Midstream	Residential (RSF)	2016	N/A	N/A	N/A	BayREN does not have any residential midstream, upstream or opt-out programs.		D1M: Midstream methodology - Numerator: Total midstream savings claimed	Per discussion with ED, this metric not feasible and PAs agreed instead to report total upstream and midstream savings. "Energy savings" = lifecycle NET savings.	
61	BayREN	A03	RSF3	D1-M	Lifecycle NET Therms	D1: Depth of Interventions **Per midstream participant	Metric	RSF3-D1M - Average savings per participant in both opt-in and opt-out programs (broken down by downstream, midstream and upstream, as feasible)**	Average lifecycle ex-ante Therm net savings per participant - Opt-In - Midstream	Residential (RSF)	2016	N/A	N/A	N/A	BayREN does not have any residential midstream, upstream or opt-out programs.		D1M: Midstream methodology - Numerator: Total midstream savings claimed	Per discussion with ED, this metric not feasible and PAs agreed instead to report total upstream and midstream savings. "Energy savings" = lifecycle NET savings.	
62	BayREN	A03	RSF3	D1-O	Lifecycle NET kW	D1: Depth of Interventions **Per opt out participant	Metric	RSF3-D1O - Average savings per participant in both opt-in and opt-out programs (broken down by downstream, midstream and upstream, as feasible)**	Average lifecycle ex-ante kW net savings per participant - Opt-out	Residential (RSF)	2016	N/A	N/A	N/A	BayREN does not have any residential midstream, upstream or opt-out programs.		D1O Methodology: Only ex post savings can be claimed. Per participant savings will be calculated in the EM&V study.	D1O Key Definitions: 1) The only opt-out program is the Home Energy Report using social norming through neighborhood comparisons 2) Per ED: "Energy savings" = lifecycle NET savings.	
63	BayREN	A03	RSF3	D1-O	Lifecycle NET kWh	D1: Depth of Interventions **Per opt out participant	Metric	RSF3-D1O - Average savings per participant in both opt-in and opt-out programs (broken down by downstream, midstream and upstream, as feasible)**	Average lifecycle ex-ante kWh net savings per participant - Opt-out	Residential (RSF)	2016	N/A	N/A	N/A	BayREN does not have any residential midstream, upstream or opt-out programs.		D1O Methodology: Only ex post savings can be claimed. Per participant savings will be calculated in the EM&V study.	D1O Key Definitions: 1) The only opt-out program is the Home Energy Report using social norming through neighborhood comparisons 2) Per ED: "Energy savings" = lifecycle NET savings.	

903

Source date	PA Index	ATA Page	ATA Order	Method Code	Units of Measurement	Metric Type	Metric/ Indicator	Business Plan ATA A Description	Metric	Sector	Baseline Year	2017 Report Year	2017 Numerator	2017 Denominator	BayREN Notes, assumptions, methodology	Data Source	Methodology	Key Definitions	Proxy Explan ation
	64	BayREN	A03	RSF3	D1-O	Lifecycle NET Therms	D1: Depth of Interventions **Per opt out participant	RSF3-D1O - Average savings per participant in both opt-in and opt-out programs (broken down by downstream, midstream and upstream, as feasible)**	Average lifecycle ex-ante Therm net savings per participant - Opt-out	Residential (RSF)	2016	N/A	N/A	N/A	BayREN does not have any residential midstream, upstream or opt- out programs.		D1O Methodology: Only ex post savings can be social norming through neighborhood competitions 2) Per ED "Energy savings" = in the EM&V study.	D1O Key Definitions: 1) The only opt-out program is the Home Energy Report using savings will be calculated competitions 2) Per ED "Energy savings" = lifecycle NET savings.	
	65	BayREN	A03	RSF3	D1-U	Lifecycle NET KW	D1: Depth of Interventions **Per upstream participant	RSF3-D1U- Average savings per participant in both opt-in and opt-out programs (broken down by downstream, midstream and upstream, as feasible)**	Average lifecycle ex-ante KW net savings per participant - Opt-in - Upstream	Residential (RSF)	2016	N/A	N/A	N/A	BayREN does not have any residential midstream, upstream or opt- out programs.		D1U: Upstream methodology- Numerator: Total upstream savings claimed	Per discussion with ED, this metric not feasible and PAs agreed instead to report total upstream and midstream savings. "Energy savings" = lifecycle NET savings.	
	66	BayREN	A03	RSF3	D1-U	Lifecycle NET kWh	D1: Depth of Interventions **Per upstream participant	RSF3-D1U- Average savings per participant in both opt-in and opt-out programs (broken down by downstream, midstream and upstream, as feasible)**	Average lifecycle ex-ante kWh net savings per participant - Opt-in - Upstream	Residential (RSF)	2016	N/A	N/A	N/A	BayREN does not have any residential midstream, upstream or opt- out programs.		D1U: Upstream methodology- Numerator: Total upstream savings claimed	Per discussion with ED, this metric not feasible and PAs agreed instead to report total upstream and midstream savings. "Energy savings" = lifecycle NET savings.	
	67	BayREN	A03	RSF3	D1-U	Lifecycle NET Therms	D1: Depth of Interventions **Per upstream participant	RSF3-D1U- Average savings per participant in both opt-in and opt-out programs (broken down by downstream, midstream and upstream, as feasible)**	Average lifecycle ex-ante Therm net savings per participant - Opt-in - Upstream	Residential (RSF)	2016	N/A	N/A	N/A	BayREN does not have any residential midstream, upstream or opt- out programs.		D1U: Upstream methodology- Numerator: Total upstream savings claimed	Per discussion with ED, this metric not feasible and PAs agreed instead to report total upstream and midstream savings. "Energy savings" = lifecycle NET savings.	
	68	BayREN	A03	RSF4	P1	Percent	P1: Penetration of energy efficiency programs in the eligible market **Percent of Participation	RSF-P1 - Percent of participation relative to eligible population**	Percent of participation relative to eligible population	Residential (RSF)	2016	0.074%	3,389	1,870,311	Forecast participation divided by applicable population	Eligible population from number of Single Family Accounts supplied by PG&E	P1 Methodology- Numerator: Number of downstream participants = Denominator: total number of service accounts in the sector	Definition: "Eligible population" refers to Total number of service accounts in sector/segment, excluding CARE. "Participation" is defined as the first instance of participation, should a customer participate more than once or participate in multiple programs in the calendar year.	
	69	BayREN	A03	RSF4	P3	Percent	P3: Penetration of energy efficiency programs in the eligible market - DAC	RSF-P3 - Percent of participation in disadvantaged communities**	Percent of participation in disadvantaged communities	Residential (RSF)	2016	0%	0.00	74,306	Assumed same participation rate as non-DAC	DAC population derived from 2017 US Census data	Numerator: Number of participants in disadvantaged communities. -- Denominator: Total number of customers in disadvantaged communities.	D.18-05-041: DAC = Service accounts in zip codes corresponding to census tracts in the top quartile of CalEnviroScreen 3.0 scores.	
	70	BayREN	A03	RSF4	P4	Percent	P4: Penetration of energy efficiency programs in the HTR market	RSF-P4 - Percent of participation by customers defined as "hard-to-reach"	Percent of participation by customers defined as "hard-to-reach"	Residential (RSF)	2016	0%	0.00	47,212	Participation rate assumed to be half that of other groups due to HTR status	HTR population derived from 2017 US Census data	P4 Methodology- Numerator: number of participants in HTR geographic area = Denominator: Total number of service accounts in HTR geographic area	D.18-05-041 p. 43 - HTR as defined in Resolution G-3437, modified to "include disadvantaged communities (as designated by CalEPA) in the geographic article for hard to reach customers."	
	71	BayREN	A03	RSF5	LC	PAC Levelized Cost (\$/kW)	Cost per unit saved	RSF-LC - Levelized cost of energy efficiency per kWh, therm and kW (use both TTC and PAC)**	PAC Levelized Cost (\$/kW)	Residential (RSF)	2016	\$224.53	N/A	N/A	[PAC Cost x Electric Benefits/Total Benefits]/Lifecycle Net kW/kWh/Therms and [TTC Cost x Electric Benefits/Total Benefits]/Lifecycle Net kW/kWh/Therms	CEDAAS Online CET Output	Per CEDAAS	None	

904

Index	PA	ATA Page	ATA Order	Method Code	Units of Measurement	Metric Type	Metric/Indicator	Business Plan Art A Description	Metric	Sector	Baseline Year	2017 Reporting Year	2017 Numerator	2017 Denominator	BayREN Notes, assumptions, methodology	Data Source	Methodology	Key Definitions	Proxy Explanation
72	BayREN	A03	RSFS	LC	PAC Levelized Cost (\$/kWh)	Cost per unit saved	Metric	RSF-LC- Levelized cost of energy efficiency per kWh, therm and kW (use both TRC and PAC)**	PAC Levelized Cost (\$/kWh)	Residential (RSF)	2016	\$0.53	N/A	N/A	[PAC Cost x Electric Benefits/Total Benefits]/Lifecycle Net kW/kWh/Therms and (TRC Cost x Electric Benefits/Total Benefits)/Lifecycle Net kW/kWh/Therms	CEDARS Online CET Output	Per CEDARS	None	
73	BayREN	A03	RSFS	LC	PAC Levelized Cost (\$/therm)	Cost per unit saved	Metric	RSF-LC- Levelized cost of energy efficiency per kWh, therm and kW (use both TRC and PAC)**	PAC Levelized Cost (\$/therm)	Residential (RSF)	2016	\$2.34	N/A	N/A	[PAC Cost x Electric Benefits/Total Benefits]/Lifecycle Net kW/kWh/Therms and (TRC Cost x Electric Benefits/Total Benefits)/Lifecycle Net kW/kWh/Therms	CEDARS Online CET Output	Per CEDARS	None	
74	BayREN	A03	RSFS	LC	TRC Levelized Cost (\$/kW)	Cost per unit saved	Metric	RSF-LC- Levelized cost of energy efficiency per kWh, therm and kW (use both TRC and PAC)**	TRC Levelized Cost (\$/kW)	Residential (RSF)	2016	\$391.21	N/A	N/A	[PAC Cost x Electric Benefits/Total Benefits]/Lifecycle Net kW/kWh/Therms and (TRC Cost x Electric Benefits/Total Benefits)/Lifecycle Net kW/kWh/Therms	CEDARS Online CET Output	Per CEDARS	None	
75	BayREN	A03	RSFS	LC	TRC Levelized Cost (\$/kWh)	Cost per unit saved	Metric	RSF-LC- Levelized cost of energy efficiency per kWh, therm and kW (use both TRC and PAC)**	TRC Levelized Cost (\$/kWh)	Residential (RSF)	2016	\$0.90	N/A	N/A	[PAC Cost x Electric Benefits/Total Benefits]/Lifecycle Net kW/kWh/Therms and (TRC Cost x Electric Benefits/Total Benefits)/Lifecycle Net kW/kWh/Therms	CEDARS Online CET Duput	Per CEDARS	None	
76	BayREN	A03	RSFS	LC	TRC Levelized Cost (\$/therm)	Cost per unit saved	Metric	RSF-LC- Levelized cost of energy efficiency per kWh, therm and kW (use both TRC and PAC)**	TRC Levelized Cost (\$/therm)	Residential (RSF)	2016	\$3.97	N/A	N/A	[PAC Cost x Electric Benefits/Total Benefits]/Lifecycle Net kW/kWh/Therms and (TRC Cost x Electric Benefits/Total Benefits)/Lifecycle Net kW/kWh/Therms	CEDARS Online CET Duput	Per CEDARS	None	
77	BayREN	A03	RSF6	E11	BTU	Energy Intensity per SF household	Indicator	RSF-E11[Indicator]- Average energy use intensity of single family homes (average usage per household--not adjusted)**	Average first year annual kWh gross per household	Residential (RSF)	2016	N/A - Indicator	N/A - Indicator	N/A - Indicator	These are indicators and not metrics. Per the Decision (D.18-05-041) on the Business Plans, Program Administrators do not have to provide data on indicators only- definitions and methodologies	CEDARS Online CET Duput	Numerator: Total energy used in sector- Denominator: number of service accounts	Definition: Household refers to a service account	
78	BayREN	A03	RMF1	S1-IU	First year annual kW gross	S1: Energy Savings	Metric	RMF-S1-First year annual and lifecycle ex-ante (pre-evaluation) gas, electric, and demand savings (gross and net) for multifamily customers (In-unit, common area, and master metered accounts)**	First year annual kW gross - In Unit	Residential Sector - Multi-Family (RMF)	N/A - Indicator	197	N/A	N/A	These are indicators and not metrics. Per the Decision (D.18-05-041) on the Business Plans, Program Administrators do not have to provide data on indicators only- definitions and methodologies	CEDARS Online CET Output & MF PA Database	Savings calculated using CET; MF designations, including common areas, can be determined by dwelling codes, rate codes, and/or tags in the PA databases	Definition: Multi-family refers to any building or property with at least two residential housing units.	
79	BayREN	A03	RMF1	S1-IU	First year annual kW net	S1: Energy Savings	Metric	RMF-S1-First year annual and lifecycle ex-ante (pre-evaluation) gas, electric, and demand savings (gross and net) for multifamily customers (In-unit, common area, and master metered accounts)**	First year annual kW net - In Unit	Residential Sector - Multi-Family (RMF)	2016	211	N/A	N/A	InUnit % kW savings * CET First Year Annual kW Net. Calculated out percentage of savings in-Unit Measures and Common Measures from BayREN MF Total Project level savings. Values extracted from CET runs for a sample measure mix and number of projects believed to be representative of future program design.	CEDARS Online CET Output & MF PA Database	Savings calculated using CET; MF designations, including common areas, can be determined by dwelling codes, rate codes, and/or tags in the PA databases	Definition: Multi-family refers to any building or property with at least two residential housing units.	

905

Index	PA	ATA Page	ATA Order	Method Code	Units of Measurement	Metric/Type	Metric/Indicator	Business Plan Att A Description	Metric	Sector	Baseline Year	2017 Reporting Year	2017 Numerator	2017 Denominator	BayREN Notes, assumptions, methodology	Data Source	Methodology	Key Definitions	Proxy Explanation
80	BayREN	A03	RMF1	SI-U	First year annual kWh gross	S1: Energy Savings	Metric	RMF-S1-First year annual and lifecycle ex-ante (pre-evaluation) gas, electric, and demand savings (gross and net) for multifamily customers (in-unit, common area, and master metered accounts)**	First year annual kWh gross - In Unit	Residential Sector - Multi-family (RMF)	2016	321,096	N/A	N/A	InUnit X kWh savings * CET First Year Annual kWh gross. Calculated out percentage of savings in-Unit Measures and Common Measures from BayREN MF Total Project level savings. Values extracted from CET runs for a sample measure mix and number of projects believed to be representative of future program design.	CEDARS Online CET Output & MF PA Database	Savings calculated using CET; MF designations, including common areas, can be determined by dwelling codes, rate codes, and/or tags in the PA databases	Definition: Multi-family refers to any building or property with at least two residential housing units.	
81	BayREN	A03	RMF1	SI-U	First year annual kWh net	S1: Energy Savings	Metric	RMF-S1-First year annual and lifecycle ex-ante (pre-evaluation) gas, electric, and demand savings (gross and net) for multifamily customers (in-unit, common area, and master metered accounts)**	First year annual kWh net - In Unit	Residential Sector - Multi-family (RMF)	2016	288,966	N/A	N/A	InUnit X kWh savings * CET First Year Annual kWh net. Calculated out percentage of savings in-Unit Measures and Common Measures from BayREN MF Total Project level savings. Values extracted from CET runs for a sample measure mix and number of projects believed to be representative of future program design.	CEDARS Online CET Output & MF PA Database	Savings calculated using CET; MF designations, including common areas, can be determined by dwelling codes, rate codes, and/or tags in the PA databases	Definition: Multi-family refers to any building or property with at least two residential housing units.	
82	BayREN	A03	RMF1	SI-U	First year annual Therm gross	S1: Energy Savings	Metric	RMF-S1-First year annual and lifecycle ex-ante (pre-evaluation) gas, electric, and demand savings (gross and net) for multifamily customers (in-unit, common area, and master metered accounts)**	First year annual Therm gross - In Unit	Residential Sector - Multi-family (RMF)	2016	25,291	N/A	N/A	InUnit X Therms savings * CET First Year Annual Therms gross. Calculated out percentage of savings in-Unit Measures and Common Measures from BayREN MF Total Project level savings. Values extracted from CET runs for a sample measure mix and number of projects believed to be representative of future program design.	CEDARS Online CET Output & MF PA Database	Savings calculated using CET; MF designations, including common areas, can be determined by dwelling codes, rate codes, and/or tags in the PA databases	Definition: Multi-family refers to any building or property with at least two residential housing units.	
83	BayREN	A03	RMF1	SI-U	First year annual Therm net	S1: Energy Savings	Metric	RMF-S1-First year annual and lifecycle ex-ante (pre-evaluation) gas, electric, and demand savings (gross and net) for multifamily customers (in-unit, common area, and master metered accounts)**	First year annual Therm net - In Unit	Residential Sector - Multi-family (RMF)	2016	22,762	N/A	N/A	InUnit X Therms savings * CET First Year Annual Therm Net. Calculated out percentage of savings in-Unit Measures and Common Measures from BayREN MF Total Project level savings. Values extracted from CET runs for a sample measure mix and number of projects believed to be representative of future program design.	CEDARS Online CET Output & MF PA Database	Savings calculated using CET; MF designations, including common areas, can be determined by dwelling codes, rate codes, and/or tags in the PA databases	Definition: Multi-family refers to any building or property with at least two residential housing units.	
84	BayREN	A03	RMF1	SI-U	Lifecycle ex-ante kW gross	S1: Energy Savings	Metric	RMF-S1-First year annual and lifecycle ex-ante (pre-evaluation) gas, electric, and demand savings (gross and net) for multifamily customers (in-unit, common area, and master metered accounts)**	Lifecycle ex-ante kW gross - In Unit	Residential Sector - Multi-family (RMF)	2016	2,866	N/A	N/A	InUnit X kW savings * CET Lifecycle kW gross. Calculated out percentage of savings in-Unit Measures and Common Measures from BayREN MF Total Project level savings. Values extracted from CET runs for a sample measure mix and number of projects believed to be representative of future program design.	CEDARS Online CET Output & MF PA Database	Savings calculated using CET; MF designations, including common areas, can be determined by dwelling codes, rate codes, and/or tags in the PA databases	Definition: Multi-family refers to any building or property with at least two residential housing units.	
85	BayREN	A03	RMF1	SI-U	Lifecycle ex-ante kW net	S1: Energy Savings	Metric	RMF-S1-First year annual and lifecycle ex-ante (pre-evaluation) gas, electric, and demand savings (gross and net) for multifamily customers (in-unit, common area, and master metered accounts)**	Lifecycle ex-ante kW net - In Unit	Residential Sector - Multi-family (RMF)	2016	2,436	N/A	N/A	InUnit X kW savings * CET Lifecycle kW net. Calculated out percentage of savings in-Unit Measures and Common Measures from BayREN MF Total Project level savings. Values extracted from CET runs for a sample measure mix and number of projects believed to be representative of future program design.	CEDARS Online CET Output & MF PA Database	Savings calculated using CET; MF designations, including common areas, can be determined by dwelling codes, rate codes, and/or tags in the PA databases	Definition: Multi-family refers to any building or property with at least two residential housing units.	
86	BayREN	A03	RMF1	SI-U	Lifecycle ex-ante kWh gross	S1: Energy Savings	Metric	RMF-S1-First year annual and lifecycle ex-ante (pre-evaluation) gas, electric, and demand savings (gross and net) for multifamily customers (in-unit, common area, and master metered accounts)**	Lifecycle ex-ante kWh gross - In Unit	Residential Sector - Multi-family (RMF)	2016	4,068,272	N/A	N/A	InUnit X kWh savings * CET Lifecycle kWh gross. Calculated out percentage of savings in-Unit Measures and Common Measures from BayREN MF Total Project level savings. Values extracted from CET runs for a sample measure mix and number of projects believed to be representative of future program design.	CEDARS Online CET Output & MF PA Database	Savings calculated using CET; MF designations, including common areas, can be determined by dwelling codes, rate codes, and/or tags in the PA databases	Definition: Multi-family refers to any building or property with at least two residential housing units.	
87	BayREN	A03	RMF1	SI-U	Lifecycle ex-ante kWh net	S1: Energy Savings	Metric	RMF-S1-First year annual and lifecycle ex-ante (pre-evaluation) gas, electric, and demand savings (gross and net) for multifamily customers (in-unit, common area, and master metered accounts)**	Lifecycle ex-ante kWh net - In Unit	Residential Sector - Multi-family (RMF)	2016	3,661,445	N/A	N/A	InUnit X kWh savings * CET Lifecycle kWh net. Calculated out percentage of savings in-Unit Measures and Common Measures from BayREN MF Total Project level savings. Values extracted from CET runs for a sample measure mix and number of projects believed to be representative of future program design.	CEDARS Online CET Output & MF PA Database	Savings calculated using CET; MF designations, including common areas, can be determined by dwelling codes, rate codes, and/or tags in the PA databases	Definition: Multi-family refers to any building or property with at least two residential housing units.	

906



Index	PA	Page	ATA Order	Method Code	Units of Measurement	Metric Type	Metric/Indicator	Business Plan ATA Description	Metric	Sector	Baseline Year	2017 Reporting Year	2017 Numerator	2017 Denominator	BayREN Notes, assumptions, methodology	Data Source	Methodology	Key Definitions	Proxy Explanation
88	BayREN	A03	RMF1	S1-U	Lifecycle ex-ante Therm gross	S1: Energy Savings	Metric	RMF-S1-First year annual and lifecycle ex-ante (pre-evaluation) gas, electric, and demand savings (gross and net) for multifamily customers (in-unit, common area, and master metered accounts)**	Lifecycle ex-ante Therm gross - In Unit	Residential Sector - Multi-family (RMF)	2016	364,274.51	N/A	N/A	In-Unit X Therms savings * CET Lifecycle Therms gross. Calculated out percentage of savings In-Unit Measures and Common Measures from BayREN MF Total Project level savings. Values extracted from CET runs for a sample measure mix and number of projects believed to be representative of future program design.	CEDARS Online CET Output & MF PA Database	Savings calculated using CET; MF designations, including common areas, can be determined by dwelling codes, rate codes, and/or tags in the PA databases	Definition: Multi-family refers to any building or property with at least two residential housing units.	
89	BayREN	A03	RMF1	S1-U	Lifecycle ex-ante Therm net	S1: Energy Savings	Metric	RMF-S1-First year annual and lifecycle ex-ante (pre-evaluation) gas, electric, and demand savings (gross and net) for multifamily customers (in-unit, common area, and master metered accounts)**	Lifecycle ex-ante Therm net - In Unit	Residential Sector - Multi-family (RMF)	2016	327,847	N/A	N/A	In-Unit X Therms savings * CET Lifecycle Therms net. Calculated out percentage of savings In-Unit Measures and Common Measures from BayREN MF Total Project level savings. Values extracted from CET runs for a sample measure mix and number of projects believed to be representative of future program design.	CEDARS Online CET Output & MF PA Database	Savings calculated using CET; MF designations, including common areas, can be determined by dwelling codes, rate codes, and/or tags in the PA databases	Definition: Multi-family refers to any building or property with at least two residential housing units.	
90	BayREN	A03	RMF1	S1-MM	First year annual KW gross	S1: Energy Savings	Metric	RMF-S1-First year annual and lifecycle ex-ante (pre-evaluation) gas, electric, and demand savings (gross and net) for multifamily customers (in-unit, common area, and master metered accounts)**	First year annual KW gross - Master Metered	Residential Sector - Multi-family (RMF)	2016	0	0	0	BayREN does not have access to master metered data. BayREN tracks measures for In-Unit and common areas. Moving forward in 2018 BayREN will track master metered data separate from common area. Proxy 0.		Savings calculated using CET; MF designations, including common areas, can be determined by dwelling codes, rate codes, and/or tags in the PA databases	Definition: Multi-family refers to any building or property with at least two residential housing units.	
91	BayREN	A03	RMF1	S1-MM	First year annual KW net	S1: Energy Savings	Metric	RMF-S1-First year annual and lifecycle ex-ante (pre-evaluation) gas, electric, and demand savings (gross and net) for multifamily customers (in-unit, common area, and master metered accounts)**	First year annual KW net - Master Metered	Residential Sector - Multi-family (RMF)	2016	0	0	0	BayREN does not have access to master metered data. BayREN tracks measures for In-Unit and common areas. Moving forward in 2018 BayREN will track master metered data separate from common area. Proxy 0.		Savings calculated using CET; MF designations, including common areas, can be determined by dwelling codes, rate codes, and/or tags in the PA databases	Definition: Multi-family refers to any building or property with at least two residential housing units.	
92	BayREN	A03	RMF1	S1-MM	First year annual kWh gross	S1: Energy Savings	Metric	RMF-S1-First year annual and lifecycle ex-ante (pre-evaluation) gas, electric, and demand savings (gross and net) for multifamily customers (in-unit, common area, and master metered accounts)**	First year annual kWh gross - Master Metered	Residential Sector - Multi-family (RMF)	2016	0	0	0	BayREN does not have access to master metered data. BayREN tracks measures for In-Unit and common areas. Moving forward in 2018 BayREN will track master metered data separate from common area. Proxy 0.		Savings calculated using CET; MF designations, including common areas, can be determined by dwelling codes, rate codes, and/or tags in the PA databases	Definition: Multi-family refers to any building or property with at least two residential housing units.	
93	BayREN	A03	RMF1	S1-MM	First year annual kWh net	S1: Energy Savings	Metric	RMF-S1-First year annual and lifecycle ex-ante (pre-evaluation) gas, electric, and demand savings (gross and net) for multifamily customers (in-unit, common area, and master metered accounts)**	First year annual kWh net - Master Metered	Residential Sector - Multi-family (RMF)	2016	0	0	0	BayREN does not have access to master metered data. BayREN tracks measures for In-Unit and common areas. Moving forward in 2018 BayREN will track master metered data separate from common area. Proxy 0.		Savings calculated using CET; MF designations, including common areas, can be determined by dwelling codes, rate codes, and/or tags in the PA databases	Definition: Multi-family refers to any building or property with at least two residential housing units.	
94	BayREN	A03	RMF1	S1-MM	First year annual Therm gross	S1: Energy Savings	Metric	RMF-S1-First year annual and lifecycle ex-ante (pre-evaluation) gas, electric, and demand savings (gross and net) for multifamily customers (in-unit, common area, and master metered accounts)**	First year annual Therm gross - Master Metered	Residential Sector - Multi-family (RMF)	2016	0	0	0	BayREN does not have access to master metered data. BayREN tracks measures for In-Unit and common areas. Moving forward in 2018 BayREN will track master metered data separate from common area. Proxy 0.		Savings calculated using CET; MF designations, including common areas, can be determined by dwelling codes, rate codes, and/or tags in the PA databases	Definition: Multi-family refers to any building or property with at least two residential housing units.	
95	BayREN	A03	RMF1	S1-MM	First year annual Therm net	S1: Energy Savings	Metric	RMF-S1-First year annual and lifecycle ex-ante (pre-evaluation) gas, electric, and demand savings (gross and net) for multifamily customers (in-unit, common area, and master metered accounts)**	First year annual Therm net - Master Metered	Residential Sector - Multi-family (RMF)	2016	0	0	0	BayREN does not have access to master metered data. BayREN tracks measures for In-Unit and common areas. Moving forward in 2018 BayREN will track master metered data separate from common area. Proxy 0.		Savings calculated using CET; MF designations, including common areas, can be determined by dwelling codes, rate codes, and/or tags in the PA databases	Definition: Multi-family refers to any building or property with at least two residential housing units.	

907

Spreadsheet Index	ATA PA	ATA Page	ATA Order	Method Code	Units of Measurement	Metric Type	Metric/Indicator	Business Plan Alt A Description	Metric	Sector	Baseline Year	2017 Reporting Year	2017 Numerator	2017 Denominator	BayREN Notes, assumptions, methodology	Data Source	Methodology	Key Definitions	Proxy Explanation
96	BayREN	A03	RMF1	S1-MM	Lifecycle ex-ante kW gross	S1: Energy Savings	Metric	RMF-S1-First year annual and lifecycle ex-ante (pre-evaluation) gas, electric, and demand savings (gross and net) for multifamily customers (in-unit, common area, and master metered accounts)**	Lifecycle ex-ante kW gross - Master Metered	Residential Sector - Multi-family (RMF)	2016	0	0	0	BayREN does not have access to master metered data. BayREN tracks measures for In-Unit and common areas. Moving forward in 2018 BayREN will track master metered data separate from common area. Proxy 0.	CEDARS Online CET Output & MF PA Database	Savings calculated using CET; MF designations, including common areas, residential housing units. can be determined by dwelling codes, rate codes, and/or tags in the PA databases	Definition: Multi-family refers to any building or property with at least two residential housing units.	
97	BayREN	A03	RMF1	S1-MM	Lifecycle ex-ante kW net	S1: Energy Savings	Metric	RMF-S1-First year annual and lifecycle ex-ante (pre-evaluation) gas, electric, and demand savings (gross and net) for multifamily customers (in-unit, common area, and master metered accounts)**	Lifecycle ex-ante kW net - Master Metered	Residential Sector - Multi-family (RMF)	2016	0	0	0	BayREN does not have access to master metered data. BayREN tracks measures for In-Unit and common areas. Moving forward in 2018 BayREN will track master metered data separate from common area. Proxy 0.	CEDARS Online CET Output & MF PA Database	Savings calculated using CET; MF designations, including common areas, residential housing units. can be determined by dwelling codes, rate codes, and/or tags in the PA databases	Definition: Multi-family refers to any building or property with at least two residential housing units.	
98	BayREN	A03	RMF1	S1-MM	Lifecycle ex-ante kWh gross	S1: Energy Savings	Metric	RMF-S1-First year annual and lifecycle ex-ante (pre-evaluation) gas, electric, and demand savings (gross and net) for multifamily customers (in-unit, common area, and master metered accounts)**	Lifecycle ex-ante kWh gross - Master Metered	Residential Sector - Multi-family (RMF)	2016	0	0	0	BayREN does not have access to master metered data. BayREN tracks measures for In-Unit and common areas. Moving forward in 2018 BayREN will track master metered data separate from common area. Proxy 0.	CEDARS Online CET Output & MF PA Database	Savings calculated using CET; MF designations, including common areas, residential housing units. can be determined by dwelling codes, rate codes, and/or tags in the PA databases	Definition: Multi-family refers to any building or property with at least two residential housing units.	
99	BayREN	A03	RMF1	S1-MM	Lifecycle ex-ante kWh net	S1: Energy Savings	Metric	RMF-S1-First year annual and lifecycle ex-ante (pre-evaluation) gas, electric, and demand savings (gross and net) for multifamily customers (in-unit, common area, and master metered accounts)**	Lifecycle ex-ante kWh net - Master Metered	Residential Sector - Multi-family (RMF)	2016	0	0	0	BayREN does not have access to master metered data. BayREN tracks measures for In-Unit and common areas. Moving forward in 2018 BayREN will track master metered data separate from common area. Proxy 0.	CEDARS Online CET Output & MF PA Database	Savings calculated using CET; MF designations, including common areas, residential housing units. can be determined by dwelling codes, rate codes, and/or tags in the PA databases	Definition: Multi-family refers to any building or property with at least two residential housing units.	
100	BayREN	A03	RMF1	S1-MM	Lifecycle ex-ante Therm gross	S1: Energy Savings	Metric	RMF-S1-First year annual and lifecycle ex-ante (pre-evaluation) gas, electric, and demand savings (gross and net) for multifamily customers (in-unit, common area, and master metered accounts)**	Lifecycle ex-ante Therm gross - Master Metered	Residential Sector - Multi-family (RMF)	2016	0	0	0	BayREN does not have access to master metered data. BayREN tracks measures for In-Unit and common areas. Moving forward in 2018 BayREN will track master metered data separate from common area. Proxy 0.	CEDARS Online CET Output & MF PA Database	Savings calculated using CET; MF designations, including common areas, residential housing units. can be determined by dwelling codes, rate codes, and/or tags in the PA databases	Definition: Multi-family refers to any building or property with at least two residential housing units.	
101	BayREN	A03	RMF1	S1-MM	Lifecycle ex-ante Therm net	S1: Energy Savings	Metric	RMF-S1-First year annual and lifecycle ex-ante (pre-evaluation) gas, electric, and demand savings (gross and net) for multifamily customers (in-unit, common area, and master metered accounts)**	Lifecycle ex-ante Therm net - Master Metered	Residential Sector - Multi-family (RMF)	2016	0	0	0	BayREN does not have access to master metered data. BayREN tracks measures for In-Unit and common areas. Moving forward in 2018 BayREN will track master metered data separate from common area. Proxy 0.	CEDARS Online CET Output & MF PA Database	Savings calculated using CET; MF designations, including common areas, residential housing units. can be determined by dwelling codes, rate codes, and/or tags in the PA databases	Definition: Multi-family refers to any building or property with at least two residential housing units.	
102	BayREN	A03	RMF1	S1-CA	First year annual kW gross	S1: Energy Savings	Metric	RMF-S1-First year annual and lifecycle ex-ante (pre-evaluation) gas, electric, and demand savings (gross and net) for multifamily customers (in-unit, common area, and master metered accounts)**	First year annual kW gross - Common Area	Residential Sector - Multi-family (RMF)	2016	105	N/A	N/A	Common % kW savings * CET First Year Annual kW Gross Calculated out percentage of savings In-Unit Measures and Common Measures from BayREN MF Total Project level savings. Values extracted from CET runs for a sample measure mix and number of projects believed to be representative of future program design.	CEDARS Online CET Output & MF PA Database	Savings calculated using CET; MF designations, including common areas, residential housing units. can be determined by dwelling codes, rate codes, and/or tags in the PA databases	Definition: Multi-family refers to any building or property with at least two residential housing units.	
103	BayREN	A03	RMF1	S1-CA	First year annual kW net	S1: Energy Savings	Metric	RMF-S1-First year annual and lifecycle ex-ante (pre-evaluation) gas, electric, and demand savings (gross and net) for multifamily customers (in-unit, common area, and master metered accounts)**	First year annual kW net - Common Area	Residential Sector - Multi-family (RMF)	2016	112	N/A	N/A	Common % kW savings * CET First Year Annual kW Net Calculated out percentage of savings In-Unit Measures and Common Measures from BayREN MF Total Project level savings. Values extracted from CET runs for a sample measure mix and number of projects believed to be representative of future program design.	CEDARS Online CET Output & MF PA Database	Savings calculated using CET; MF designations, including common areas, residential housing units. can be determined by dwelling codes, rate codes, and/or tags in the PA databases	Definition: Multi-family refers to any building or property with at least two residential housing units.	

808

Index	PA	Page	AttA Order	AttA Method Code	Units of Measurement	Metric/ Indicator	Metric/ Indicator	Business Plan Att A Description	Metric	Sector	Baseline Year	2017 Reporting Year	2017 Numerator	2017 Denominator	BayREN Notes, assumptions, methodology	Data Source	Methodology	Key Definitions	Proxy Explanation
104	BayREN	A03	RMF1	SI-CA	First year annual kWh gross	\$1: Energy Savings	Metric	RMF-SI-First year annual and lifecycle ex-ante (pre-evaluation) gas, electric, and demand savings (gross and net) for multifamily customers (in-unit, common area, and master metered accounts)**	First year annual kWh gross - Common Area	Residential Sector - Multi-family (RMF)	2016	1,679,371	N/A	N/A	Common % kWh savings * CET First Year Annual kWh Gross. Calculated out percentage of savings In-Unit Measures and Common Measures from BayREN MF Total Project level savings. Values extracted from CET runs for a sample measure mix and number of projects believed to be representative of future program design.	CEDARS Online CET Output & MF PA Database	Savings calculated using CET; MF designations, including common areas, can be determined by dwelling codes, rate codes, and/or tags in the PA databases	Definition: Multi-family refers to any building or property with at least two residential housing units.	
105	BayREN	A03	RMF1	SI-CA	First year annual kWh net	\$1: Energy Savings	Metric	RMF-SI-First year annual and lifecycle ex-ante (pre-evaluation) gas, electric, and demand savings (gross and net) for multifamily customers (in-unit, common area, and master metered accounts)**	First year annual kWh net - Common Area	Residential Sector - Multi-family (RMF)	2016	1,691,433	N/A	N/A	Common % kWh savings * CET First Year Annual kWh Net. Calculated out percentage of savings In-Unit Measures and Common Measures from BayREN MF Total Project level savings. Values extracted from CET runs for a sample measure mix and number of projects believed to be representative of future program design.	CEDARS Online CET Output & MF PA Database	Savings calculated using CET; MF designations, including common areas, can be determined by dwelling codes, rate codes, and/or tags in the PA databases	Definition: Multi-family refers to any building or property with at least two residential housing units.	
106	BayREN	A03	RMF1	SI-CA	First year annual Therm gross	\$1: Energy Savings	Metric	RMF-SI-First year annual and lifecycle ex-ante (pre-evaluation) gas, electric, and demand savings (gross and net) for multifamily customers (in-unit, common area, and master metered accounts)**	First year annual Therm gross - Common Area	Residential Sector - Multi-family (RMF)	2016	113,808	N/A	N/A	Common % Therms savings * CET First Year Annual Therms Gross. Calculated out percentage of savings In-Unit Measures and Common Measures from BayREN MF Total Project level savings. Values extracted from CET runs for a sample measure mix and number of projects believed to be representative of future program design.	CEDARS Online CET Output & MF PA Database	Savings calculated using CET; MF designations, including common areas, can be determined by dwelling codes, rate codes, and/or tags in the PA databases	Definition: Multi-family refers to any building or property with at least two residential housing units.	
107	BayREN	A03	RMF1	SI-CA	First year annual Therm net	\$1: Energy Savings	Metric	RMF-SI-First year annual and lifecycle ex-ante (pre-evaluation) gas, electric, and demand savings (gross and net) for multifamily customers (in-unit, common area, and master metered accounts)**	First year annual Therm net - Common Area	Residential Sector - Multi-family (RMF)	2016	102,427	N/A	N/A	Common % Therms savings * CET First year annual Therm net. Calculate out percentage of savings In-Unit Measures and Common Measures from BayREN MF Total Project level savings. Values extracted from CET runs for a sample measure mix and number of projects believed to be representative of future program design.	CEDARS Online CET Output & MF PA Database	Savings calculated using CET; MF designations, including common areas, can be determined by dwelling codes, rate codes, and/or tags in the PA databases	Definition: Multi-family refers to any building or property with at least two residential housing units.	
108	BayREN	A03	RMF1	SI-CA	Lifecycle ex-ante kW gross	\$1: Energy Savings	Metric	RMF-SI-First year annual and lifecycle ex-ante (pre-evaluation) gas, electric, and demand savings (gross and net) for multifamily customers (in-unit, common area, and master metered accounts)**	Lifecycle ex-ante kW gross - Common Area	Residential Sector - Multi-family (RMF)	2016	1,522	N/A	N/A	Common % kW savings * CET Lifecycle kW Gross. Calculated out percentage of savings In-Unit Measures and Common Measures from BayREN MF Total Project level savings. Values extracted from CET runs for a sample measure mix and number of projects believed to be representative of future program design.	CEDARS Online CET Output & MF PA Database	Savings calculated using CET; MF designations, including common areas, can be determined by dwelling codes, rate codes, and/or tags in the PA databases	Definition: Multi-family refers to any building or property with at least two residential housing units.	
109	BayREN	A03	RMF1	SI-CA	Lifecycle ex-ante kW net	\$1: Energy Savings	Metric	RMF-SI-First year annual and lifecycle ex-ante (pre-evaluation) gas, electric, and demand savings (gross and net) for multifamily customers (in-unit, common area, and master metered accounts)**	Lifecycle ex-ante kW net - Common Area	Residential Sector - Multi-family (RMF)	2016	3,249	N/A	N/A	Common % kW savings * CET Lifecycle kW Net. Calculated out percentage of savings In-Unit Measures and Common Measures from BayREN MF Total Project level savings. Values extracted from CET runs for a sample measure mix and number of projects believed to be representative of future program design.	CEDARS Online CET Output & MF PA Database	Savings calculated using CET; MF designations, including common areas, can be determined by dwelling codes, rate codes, and/or tags in the PA databases	Definition: Multi-family refers to any building or property with at least two residential housing units.	
110	BayREN	A03	RMF1	SI-CA	Lifecycle ex-ante kWh gross	\$1: Energy Savings	Metric	RMF-SI-First year annual and lifecycle ex-ante (pre-evaluation) gas, electric, and demand savings (gross and net) for multifamily customers (in-unit, common area, and master metered accounts)**	Lifecycle ex-ante kWh gross - Common Area	Residential Sector - Multi-family (RMF)	2016	23,851,559	N/A	N/A	Common % kWh savings * CET Lifecycle kWh gross. Calculated out percentage of savings In-Unit Measures and Common Measures from BayREN MF Total Project level savings. Values extracted from CET runs for a sample measure mix and number of projects believed to be representative of future program design.	CEDARS Online CET Output & MF PA Database	Savings calculated using CET; MF designations, including common areas, can be determined by dwelling codes, rate codes, and/or tags in the PA databases	Definition: Multi-family refers to any building or property with at least two residential housing units.	
111	BayREN	A03	RMF1	SI-CA	Lifecycle ex-ante kWh net	\$1: Energy Savings	Metric	RMF-SI-First year annual and lifecycle ex-ante (pre-evaluation) gas, electric, and demand savings (gross and net) for multifamily customers (in-unit, common area, and master metered accounts)**	Lifecycle ex-ante kWh net - Common Area	Residential Sector - Multi-family (RMF)	2016	21,430,403	N/A	N/A	Common % kWh savings * CET Lifecycle kWh Net. Calculated out percentage of savings In-Unit Measures and Common Measures from BayREN MF Total Project level savings. Values extracted from CET runs for a sample measure mix and number of projects believed to be representative of future program design.	CEDARS Online CET Output & MF PA Database	Savings calculated using CET; MF designations, including common areas, can be determined by dwelling codes, rate codes, and/or tags in the PA databases	Definition: Multi-family refers to any building or property with at least two residential housing units.	

606

Index	PA	ATA Page	ATA Order	Method Code	Units of Measurement	Metric Type	Metric/Indicator	Business Plan ATA Description	Metric	Sector	Baseline Year	2017 Reporting Year	2017 Numerator	2017 Denominator	BayREN Notes, assumptions, methodology	Data Source	Methodology	Key Definitions	Proxy Explanation
112	BayREN	A03	RMF1	SI-CA	Lifecycle ex-ante Therm gross	S1: Energy Savings	Metric	RMF-S1-First year annual and lifecycle ex-ante (pre-evaluation) gas, electric, and demand savings (gross and net) for multifamily customers (in-unit, common area, and master metered accounts)**	Lifecycle ex-ante Therm gross - Common Area	Residential Sector - Multi-family (RMF)	2016	1,639,248.29	N/A	N/A	Common % Therms savings * CET Lifecycle Therms Gross. Calculated out percentage of savings In-Unit Measures and Common Measures from BayREN MF Total Project level savings. Values extracted from CET runs for a sample measure mix and number of projects believed to be representative of future program design.	CEDARS Online PA Database	CET Output & MF	Savings calculated using CET; MF designations, including common areas, can be determined by dwelling codes, rate codes, and/or tags in the PA databases	Definition: Multi-family refers to any building or property with at least two residential housing units.
113	BayREN	A03	RMF1	SI-CA	Lifecycle ex-ante Therm net	S1: Energy Savings	Metric	RMF-S1-First year annual and lifecycle ex-ante (pre-evaluation) gas, electric, and demand savings (gross and net) for multifamily customers (in-unit, common area, and master metered accounts)**	Lifecycle ex-ante Therm net - Common Area	Residential Sector - Multi-family (RMF)	2016	1,475,323	N/A	N/A	Common % Therms savings * CET Lifecycle Therms Net. Calculated out percentage of savings In-Unit Measures and Common Measures from BayREN MF Total Project level savings. Values extracted from CET runs for a sample measure mix and number of projects believed to be representative of future program design.	CEDARS Online PA Database	CET Output & MF	Savings calculated using CET; MF designations, including common areas, can be determined by dwelling codes, rate codes, and/or tags in the PA databases	Definition: Multi-family refers to any building or property with at least two residential housing units.
114	BayREN	A03	RMF2	G	MT CO2eq	GHG	Metric	RMF-G** Greenhouse gases (MT CO2eq) Net kWh savings, reported on an annual basis**	CO2-equivalent of net annual kWh savings	Residential Sector - Multi-family (RMF)	2016	1,057	N/A	N/A	CET NetElecCO2	CEDARS Online PA Database	CET Output & MF	Per CEDARS	Definition: Multi-family refers to any building or property with at least two residential housing units.
115	BayREN	A04	RMF3	D3a	Lifecycle NET kW	D3: Depth of Interventions per building	Metric	RMF-D3 - Energy savings (kWh, kw, therms) per project (building)***	Lifecycle ex-ante kW net per project (building)	Residential Sector - Multi-family (RMF)	2016	46	9,993	217	CET Lifecycle NET kW/ Average # of Buildings per Year. Determined average # of buildings/project and kWh/project from 2014-2017 BayREN MF program data. For future year projections divided CET Total Num Units by Avg of Buildings.	Per CEDARS CET Input Total Number Units and BayREN MF Program data.	- D3 Methodology: Numerator: Total Savings claimed for MF building retrofits - Denominator: Number of buildings that have been retrofitted, per application.	D3 Key Definitions: Project applications are made at the property level (premise ID and service account number) not the building level; building information will be used as is available on project applications - "Energy savings" = Lifecycle NET savings	
116	BayREN	A04	RMF3	D3a	Lifecycle NET kWh	D3: Depth of Interventions per building	Metric	RMF-D3 - Energy savings (kWh, kw, therms) per project (building)***	Lifecycle ex-ante kWh net per project (building)	Residential Sector - Multi-family (RMF)	2016	115,691	25,091,848	217	CET Lifecycle NET kWh/ Average # of Buildings per year Determined average # of buildings/project and kWh/project from 2014-2017 BayREN MF program data. For future year projections divided CET Total Num Units by Avg of Buildings.	Per CEDARS CET Input Total Number Units and BayREN MF Program data.	- D3 Methodology: Numerator: Total Savings claimed for MF building retrofits - Denominator: Number of buildings that have been retrofitted, per application.	D3 Key Definitions: Project applications are made at the property level (premise ID and service account number) not the building level; building information will be used as is available on project applications - "Energy savings" = Lifecycle NET savings	
117	BayREN	A04	RMF3	D3a	Lifecycle NET Therms	D3: Depth of Interventions per building	Metric	RMF-D3 - Energy savings (kWh, kw, therms) per project (building)***	Lifecycle ex-ante Therm net per project (building)	Residential Sector - Multi-family (RMF)	2016	8,310	1,805,171	217	CET Lifecycle NET Therms/ Average # of Buildings per year Determined average # of buildings/project and kWh/project from 2014-2017 BayREN MF program data. For future year projections divided CET Total Num Units by Avg of Buildings.	Per CEDARS CET Output Lifecycle Net kWh and BayREN MF Program data.	- D3 Methodology: Numerator: Total Savings claimed for MF building retrofits - Denominator: Number of buildings that have been retrofitted, per application.	D3 Key Definitions: Project applications are made at the property level (premise ID and service account number) not the building level; building information will be used as is available on project applications - "Energy savings" = Lifecycle NET savings	
118	BayREN	A04	RMF3	D4	Lifecycle NET kW	D4: Depth of Interventions per property	Metric	RMF-D4 - Average savings per participant Savings per project (property)**	Lifecycle ex-ante kW net per project (property)	Residential Sector - Multi-family (RMF)	2016	156	9,988	64	CET Lifecycle NET kW/ Average # of Buildings per year Determined average # of buildings/project and kWh/project from 2014-2017 BayREN MF program data. For future year projections divided CET Total Num Units by Avg of Projects.	Per CEDARS CET Output Lifecycle Net Therms and BayREN MF Program data.	- D4 Methodology: Numerator - Total downstream savings - Denominator - number of participating properties (i.e., premise ID x service account) -	D4 Definition: "Project (property)" is defined by a unique combination of premise ID and service account. "Energy savings" = Lifecycle NET savings	
119	BayREN	A04	RMF3	D4	Lifecycle NET kWh	D4: Depth of Interventions per property	Metric	RMF-D4 - Average savings per participant Savings per project (property)**	Lifecycle ex-ante kWh net per project (property)	Residential Sector - Multi-family (RMF)	2016	392,060	25,091,848	54	CET Lifecycle NET kWh/ Average # of Buildings per year Determined average # of buildings/project and kWh/project from 2014-2017 BayREN MF program data. For future year projections divided CET Total Num Units by Avg of Projects.	Per CEDARS CET Lifecycle NET kWh and BayREN MF Program data.	- D4 Methodology: Numerator - Total downstream savings - Denominator - number of participating properties (i.e., premise ID x service account) -	D4 Definition: "Project (property)" is defined by a unique combination of premise ID and service account. "Energy savings" = Lifecycle NET savings	

910

Index	PA	ATA Page	ATA Order	Method Code	Units of Measurement	Metric Type	Metric/Indicator	Business Plan Att A Description	Metric	Sector	Baseline Year	2017 Reporting Year	2017 Numerator	2017 Denominator	BayREN Notes, assumptions, methodology	Data Source	Methodology	Key Definitions	Proxy Explanation
120	BayREN	A04	RMF3	D4	Lifecycle NET Therms	D4: Depth of Interventions per property	Metric	RMF-D4 - Average savings per participant Savings per project (property)**	Lifecycle ex-ante Therm net per project (property)	Residential Sector - Multi-family (RMF)	2016	28,175	1,803,171	64	CET Lifecycle NET Therms/ Average # of Buildings per year Determined average # of buildings/project and units/project from 2014-2017 BayREN MF program data. For future year projections divided CET Total Num Units by Avg# of Projects.	Per CEDARS Lifecycle NET Therms and BayREN MF Program data.	- D4 Methodology - Numerator - Total downstream savings - Denominator - number of participating properties (i.e., premise ID x service account) -	D4 Definition: "Project (property)" is defined by a unique combination of premise ID and service account. "Energy savings" = Lifecycle NET savings	
121	BayREN	A04	RMF3	D5	Lifecycle NET kW	D5: Depth of Interventions **Per square foot	Metric	RMF-D5** Energy savings (kWh, kw, therms) per square foot**	Lifecycle ex-ante kWh net per square foot	Residential Sector - Multi-family (RMF)	2016	0.0024	9,993	4,156,000	CET Lifecycle NET kWh/ Average square feet per year of participating accounts. Determined average square feet per unit by multiplying # average units*Average square feet per unit, 800 sq.ft (2014-2017 MF BayREN program data)	Per CEDARS Lifecycle NET kW and BayREN MF Program data. Average square feet per unit from 2014-2017 MF BayREN program data = 800 sq.ft.	D5 Methodology - [Numerator] Total downstream savings - [Denominator] Total number of MF service accounts participating, x average square footage of MF service account.	Per ED: "Energy savings" = lifecycle NET savings.	
122	BayREN	A04	RMF3	D5	Lifecycle NET kWh	D5: Depth of Interventions **Per square foot	Metric	RMF-D5** Energy savings (kWh, kw, therms) per square foot**	Lifecycle ex-ante kWh net per square foot	Residential Sector - Multi-family (RMF)	2016	6.04	25,091,848	4,156,000	CET Lifecycle NET kWh/ Average square feet per year of participating accounts. Determined average square feet per unit by multiplying # average units*Average square feet per unit, 800 sq.ft (2014-2017 MF BayREN program data)	Per CEDARS Lifecycle NET kW and BayREN MF Program data. Average square feet per unit from 2014-2017 MF BayREN program data = 800 sq.ft.	D5 Methodology - [Numerator] Total downstream savings - [Denominator] Total number of MF service accounts participating, x average square footage of MF service account.	Per ED: "Energy savings" = lifecycle NET savings.	
123	BayREN	A04	RMF3	D5	Lifecycle NET Therms	D5: Depth of Interventions **Per square foot	Metric	RMF-D5** Energy savings (kWh, kw, therms) per square foot**	Lifecycle ex-ante Therm net per square foot	Residential Sector - Multi-family (RMF)	2016	0.4939	1,803,171	4,156,000	CET Lifecycle NET Therms/ Average square feet per year of participating accounts. Determined average square feet per unit by multiplying # average units*Average square feet per unit, 800 sq.ft (2014-2017 MF BayREN program data)	Per CEDARS Lifecycle NET Therms and BayREN MF Program data. Average square feet per unit from 2014-2017 MF BayREN program data = 800 sq.ft.	D5 Methodology - [Numerator] Total downstream savings - [Denominator] Total number of MF service accounts participating, x average square footage of MF service account.	Per ED: "Energy savings" = lifecycle NET savings.	
124	BayREN	A04	RMF4	P1-P	Percent	P1: Penetration of energy efficiency programs in the eligible market **Percent of Participation	Metric	RMF-P1P **Percent of participation relative to eligible population (by unit, and property)**	Percent of participation relative to eligible population by property	Residential Sector - Multi-family (RMF)	2016	0.004%	64	1,431,478	Average # of Projects (Properties)/ PG&E Total MF Units in BayREN Territory. The denominator represents the number of Multi Family Accounts, data provided by PG&E. This number describes the number of Multi-Family units not participating, which is why the percentage is so small. We do not have access to number of Multifamily properties available in BayREN territory	The denominator represents the number of Multi Family Accounts, data provided by PG&E. Average # of projects calculated from BayREN MF Program data 2014-2017	P1 Methodology - Numerator: Number of downstream participating properties (service accounts x premise ID) - Denominator: total number of properties in the sector.	"Eligible Population" Total number of service accounts in sector/segment, excluding CARE. - "Participation" is defined as the first instance of participation, should a customer participate more than once or participate in multiple programs in the calendar year. PAs also need to have enough information about a customer to determine if the customer is in the eligible population and service territory. "Service account" for households are tagged, coded, and/or have a different rate class in PA databases than "service accounts" for MF properties themselves.	
125	BayREN	A04	RMF4	P1-U	Percent	P1: Penetration of energy efficiency programs in the eligible market **Percent of Participation	Metric	RMF-P1U **Percent of participation relative to eligible population (by unit, and property)**	Percent of participation relative to eligible population by unit	Residential Sector - Multi-family (RMF)	2016	0.363%	5195	1,431,478	CET Input Total Number Units/ PG&E Total MF Units in BayREN Territory	The denominator represents the number of Multi Family Accounts data provided by PG&E in the BayREN territory. This number describes the number of Multi-Family units. Per CEDARS input Total Number of Units	P1 Methodology - Numerator: Number of downstream participating MF units (this may be self-reported on application for multi-level retrofit) - Denominator: total number of units (residential service accounts x premise IDs) in the sector.	"Eligible Population" Total number of service accounts in sector/segment, excluding CARE. - "Participation" is defined as the first instance of participation, should a customer participate more than once or participate in multiple programs in the calendar year. PAs also need to have enough information about a customer to determine if the customer is in the eligible population and service territory. "Service account" for households are tagged, coded, and/or have a different rate class in PA databases than "service accounts" for MF properties themselves.	

911

Index	PA	ATA Page	ATA Order	Method Code	Units of Measurement	Metric Type	Metric/Indicator	Business Plan Alt A Description	Metric	Sector	Baseline Year	2017 Reporting Year	2017 Numerator	2017 Denominator	BayREN Notes, assumptions, methodology	Data Source	Methodology	Key Definitions	Proxy Explanation
126	BayREN	A04	RMF4	P2	Percent	P2: Penetration of energy efficiency programs in terms of square feet of eligible population	Metric	RMF-P2 - Percent of square feet of eligible population participating (by property)**	Percent of square feet of eligible population participating (by property)	Residential Sector - Multi-family (RMF)	2016	0.363%	4,156,000	1,145,187,400	Expected square feet of projects/ PG&E Total MF Units in BayREN Territory** 200. The average square footage of units from 2014-2017 who have participated in the MF BayREN program is 800 square feet. This was used to calculate the expected number of square feet of estimated for PG&E Total MF Units in BayREN Territory.	The denominator represents the number of Multi Family Accounts data provided by PG&E in the BayREN territory. This number describes the number of Multi-Family units. BayREN MF Program data, 2014-2017.	P2 Methodology: -- Numerator: Square footage of participating service accounts (x Premise ID) -- Denominator: Square footage of all eligible accounts (x Premise ID)		
127	BayREN	A04	RMF4	P3: DAC	Percent	P3: Penetration of energy efficiency programs in the eligible market - DAC	Metric	RMF-P3 - Percent of participation in disadvantaged communities**	Percent of participation in disadvantaged communities	Residential Sector - Multi-family (RMF)	2016	12.5%	8	64	CET Input Total Number Units* Average DAC Participation (units) BayREN MF / PG&E Total MF Units in estimated DAC BayREN Territory	The denominator represents the number of Multi Family Accounts data provided by PG&E in the BayREN territory. This number describes the number of Multi-Family units. Data from CalEnviroScreen 3.0 census tracts shows that 7% of Bay Area population are DA C. Divided	Numerator: Number of participants in zip codes corresponding to census tracts in the top quartile of CalEnviroScreen 3.0 scores. -- Denominator: Total number of customers in disadvantaged communities.	D.18-05-041: DAC = Service accounts in zip codes corresponding to census tracts in the top quartile of CalEnviroScreen 3.0 scores. -- "Participant" is defined as a unique person or entity identified through a combination of service account and premise ID and who participates in a ratepayer funded energy efficiency intervention	
128	BayREN	A04	RMF4	P4: HTR	Percent	P4: Penetration of energy efficiency programs in the HTR market	Metric	RMF-P4** Percent of participation by customers defined as "hard-to-reach"***	Percent of participation by customers defined as "hard-to-reach"	Residential Sector - Multi-family (RMF)	2016	0%	0	0	BayREN does not have hard to reach based on D.18-05-041. With definition of Hard to Reach BayREN is excluded and we are not targeting Hard to Reach.		P4 Methodology: - Numerator: number of participants in HTR geographic area - Denominator: Total number of service accounts in HTR geographic area	D.18-05-041, p. 43 - HTR as defined in Resolution G-3497, modified to "include disadvantaged communities (as designated by CalEPA) in the geographic criteria for hard to reach customers." "Participant" is defined as a unique person or entity identified through a combination of service account and premise ID and who participates in a	
129	BayREN	A04	RMF5	B1	Percent	B1: MF Benchmarking & Penetration	Metric	RMF-B1 - Percent of benchmarked multi-family properties relative to the eligible population****	Percent of benchmarked multi-family properties relative to the eligible population	Residential Sector - Multi-family (RMF)	2016	0%	0	0	Determined average percentage of units >17 from 2014 to 2017 and multiplied by expected # projects based past participation. Eligible number of MF Accounts supplied by PG&E. This number describes Multi-Family units incl properties, which is why the percentage is so small. We do not have access to number of Multifamily properties available in BayREN territory. We have not benchmarked in 2016 but will benchmark 30 in 2018 that meet AB802 requirements. PG&E has tracked 379 MF benchmarked for 2018 but we do not know which ones are in BayREN specific territory. Proxy=0	The denominator represents the number of Multi Family Accounts, data provided by PG&E and BayREN MF program data, 2014-2017.	Numerator: Total number of MF properties benchmarked via Portfolio Manager. Denominator: Total number of MF properties in the PA territory		
130	BayREN	A04	RMF5	B6	Percent	B6: Benchmarking of HTR Properties	Metric	BS(RMF) - Percent of benchmarking by properties defined as "hard-to-reach"*****	Percent of benchmarking by properties defined as "hard-to-reach"	Residential Sector - Multi-family (RMF)	2016	0%	0	0	BayREN does not have hard to reach based on D.18-05-041. With definition of Hard to Reach BayREN is excluded and we are not targeting Hard to Reach.		Numerator: Total number of HTR RMF properties benchmarked via Portfolio Manager. Denominator: Total number of MF properties in the PA territory	"Benchmarking" is defined as benchmarked by Portfolio Manager. Participants are defined as those with Service accounts x premise IDs in HTR market -	
131	BayREN	A04	RMF6	LC	PAC Levelized Cost (\$/KW)	Cost per unit saved	Metric	RMF-LC - Levelized cost of energy efficiency per kWh, therm and kW (use both TRC and PAC)**	PAC Levelized Cost (\$/KW)	Residential Sector - Multi-family (RMF)	2016	\$497.23	N/A	N/A	Levelized costs formulas provided by Metrics Working Group (PAC Cost x Electric Benefits/Total Benefits)/Lifecycle Net kW/kWh/Therms and (TRC Cost x Electric Benefits/Total Benefits)/Lifecycle Net kW/kWh/Therms	CEDARS Online CET Output	Per CEDARS	None	
132	BayREN	A04	RMF6	LC	PAC Levelized Cost (\$/kWh)	Cost per unit saved	Metric	RMF-LC - Levelized cost of energy efficiency per kWh, therm and kW (use both TRC and PAC)**	PAC Levelized Cost (\$/kWh)	Residential Sector - Multi-family (RMF)	2016	\$0.20	N/A	N/A	Levelized costs formulas provided by Metrics Working Group (PAC Cost x Electric Benefits/Total Benefits)/Lifecycle Net kW/kWh/Therms and (TRC Cost x Electric Benefits/Total Benefits)/Lifecycle Net kW/kWh/Therms	CEDARS Online CET Output	Per CEDARS	None	
133	BayREN	A04	RMF6	LC	PAC Levelized Cost (\$/therm)	Cost per unit saved	Metric	RMF-LC - Levelized cost of energy efficiency per kWh, therm and kW (use both TRC and PAC)**	PAC Levelized Cost (\$/therm)	Residential Sector - Multi-family (RMF)	2016	\$0.70	N/A	N/A	Levelized costs formulas provided by Metrics Working Group (PAC Cost x Electric Benefits/Total Benefits)/Lifecycle Net kW/kWh/Therms and (TRC Cost x Electric Benefits/Total Benefits)/Lifecycle Net kW/kWh/Therms	CEDARS Online CET Output	Per CEDARS	None	

912

Spreadsheet Index	PA	ATA Page	ATA Order	Method Code	Units of Measurement	Metric Type	Metric/Indicator	Business Plan A/A Description	Metric	Sector	Baseline Year	2017 Reporting Year	2017 Numerator	2017 Denominator	BayREN Notes, assumptions, methodology	Data Source	Methodology	Key Definitions	Proxy Explanation
134	BayREN	A04	RMF6	LC	TRC Levelized Cost (\$/kW)	Cost per unit saved	Metric	RMF-LC - Levelized cost of energy efficiency per kWh, therm and kW (use both TRC and PAC)**	TRC Levelized Cost (\$/kW)	Residential Sector - Multi-family (RMF)	2016	\$85.40	N/A	N/A	Levelized costs formula provided by Metrics Working Group (PAC Cost x Electric Benefits/Total Benefits)/Lifecycle Net kW/kWh/Therms and (TRC Cost x Electric Benefits/Total Benefits)/Lifecycle Net kW/kWh/Therms	CEDARS Online CET Output	Per CEDARS	None	
135	BayREN	A04	RMF6	LC	TRC Levelized Cost (\$/kWh)	Cost per unit saved	Metric	RMF-LC - Levelized cost of energy efficiency per kWh, therm and kW (use both TRC and PAC)**	TRC Levelized Cost (\$/kWh)	Residential Sector - Multi-family (RMF)	2016	50.34	N/A	N/A	Levelized costs formula provided by Metrics Working Group (PAC Cost x Electric Benefits/Total Benefits)/Lifecycle Net kW/kWh/Therms and (TRC Cost x Electric Benefits/Total Benefits)/Lifecycle Net kW/kWh/Therms	CEDARS Online CET Output	Per CEDARS	None	
136	BayREN	A04	RMF6	LC	TRC Levelized Cost (\$/therm)	Cost per unit saved	Metric	RMF-LC - Levelized cost of energy efficiency per kWh, therm and kW (use both TRC and PAC)**	TRC Levelized Cost (\$/therm)	Residential Sector - Multi-family (RMF)	2016	\$1.21	N/A	N/A	Levelized costs formula provided by Metrics Working Group (PAC Cost x Electric Benefits/Total Benefits)/Lifecycle Net kW/kWh/Therms and (TRC Cost x Electric Benefits/Total Benefits)/Lifecycle Net kW/kWh/Therms	CEDARS Online CET Output	Per CEDARS	None	
137	BayREN	A04	RMF7I	E12	BTU/unit	Energy Intensity per MF unit	Indicator	RMF-E12[Indicator] - and Average energy use Intensity of multifamily units. Including In-unit accounts)	Average first year ex-ante kWh gross per unit	Residential Sector - Multi-family (RMF)	2016	N/A - Indicator	N/A - Indicator	N/A - Indicator	These are indicators and not metrics. Per the Decision (0.18-05-041) on the Business Plans, Program Administrators do not have to provide data on indicators only definitions and methodologies, which can be found in the ED Template.			Numerator: Total usage of Res MF sector -- Denominator: total units in Res MF sector	
138	BayREN	A04	RMF7I	E13	BTU/sqft	Energy Intensity per MF unit square foot	Indicator	RMF-E13[Indicator] Average energy use Intensity of multifamily buildings (average usage per square foot - not adjusted)**	Average first year ex-ante kWh gross per square foot	Residential Sector - Multi-family (RMF)	N/A - Indicator	N/A - Indicator	N/A - Indicator	N/A - Indicator	These are indicators and not metrics. Per the Decision (0.18-05-041) on the Business Plans, Program Administrators do not have to provide data on indicators only definitions and methodologies, which can be found in the ED Template.			Numerator: Total usage of Res MF sector -- Denominator: (total units in the Res MF Sector times the average square footage per unit). - Avg sq footage is taken from either 3) PA databases. Each PA is deciding which data source is most representative of their	
139	BayREN	A05	C1	S1	First year annual kW gross	\$/kWh Energy Savings	Metric	C-S1** - First year annual and lifecycle ex-ante (pre-evaluation) gas, electric, and demand savings (gross and net)**	First year annual kW gross	Commercial Sector (C)	N/A - Indicator	N/A	N/A	N/A	BayREN did not have a commercial program in 2017, so no data to report on		per CEDARS	None	
140	BayREN	A05	C1	S1	First year annual kW net	\$/kWh Energy Savings	Metric	C-S1** - First year annual and lifecycle ex-ante (pre-evaluation) gas, electric, and demand savings (gross and net)**	First year annual kW net	Commercial Sector (C)	2019	N/A	N/A	N/A	BayREN did not have a commercial program in 2017, so no data to report on		per CEDARS	None	
141	BayREN	A05	C1	S1	First year annual kWh gross	\$/kWh Energy Savings	Metric	C-S1** - First year annual and lifecycle ex-ante (pre-evaluation) gas, electric, and demand savings (gross and net)**	First year annual kWh gross	Commercial Sector (C)	2019	N/A	N/A	N/A	BayREN did not have a commercial program in 2017, so no data to report on		per CEDARS	None	

913

Spreadsheet Index	PA	ATA Page	ATA Order	Method Code	Unit of Measurement	Metric Type	Metric/Indicator	Business Plan Alt A Description	Metric	Sector	Baseline Year	2017 Reporting Year	2017 Numerator	2017 Denominator	BayREN Notes, assumptions, methodology	Data Source	Methodology	Key Definitions	Proxy Explanation
142	BayREN	A05	C1	S1	First year annual kWh net	S1: Energy Savings	Metric	C-S1** - First year annual and lifecycle ex-ante (pre-evaluation) gas, electric, and demand savings (gross and net)**	First year annual kWh net	Commercial Sector (C)	2019	N/A	N/A	N/A	BayREN did not have a commercial program in 2017, so no data to report on	per CEDARS	None	None	
143	BayREN	A05	C1	S1	First year annual Therm gross	S1: Energy Savings	Metric	C-S1** - First year annual and lifecycle ex-ante (pre-evaluation) gas, electric, and demand savings (gross and net)**	First year annual Therm gross	Commercial Sector (C)	2019	N/A	N/A	N/A	BayREN did not have a commercial program in 2017, so no data to report on	per CEDARS	None	None	
144	BayREN	A05	C1	S1	First year annual Therm net	S1: Energy Savings	Metric	C-S1** - First year annual and lifecycle ex-ante (pre-evaluation) gas, electric, and demand savings (gross and net)**	First year annual Therm net	Commercial Sector (C)	2019	N/A	N/A	N/A	BayREN did not have a commercial program in 2017, so no data to report on	per CEDARS	None	None	
145	BayREN	A05	C1	S1	Lifecycle ex-ante kW gross	S1: Energy Savings	Metric	C-S1** - First year annual and lifecycle ex-ante (pre-evaluation) gas, electric, and demand savings (gross and net)**	Lifecycle ex-ante kW gross	Commercial Sector (C)	2019	N/A	N/A	N/A	BayREN did not have a commercial program in 2017, so no data to report on	per CEDARS	None	None	
146	BayREN	A05	C1	S1	Lifecycle ex-ante kW net	S1: Energy Savings	Metric	C-S1** - First year annual and lifecycle ex-ante (pre-evaluation) gas, electric, and demand savings (gross and net)**	Lifecycle ex-ante kW net	Commercial Sector (C)	2019	N/A	N/A	N/A	BayREN did not have a commercial program in 2017, so no data to report on	per CEDARS	None	None	
147	BayREN	A05	C1	S1	Lifecycle ex-ante kWh gross	S1: Energy Savings	Metric	C-S1** - First year annual and lifecycle ex-ante (pre-evaluation) gas, electric, and demand savings (gross and net)**	Lifecycle ex-ante kWh gross	Commercial Sector (C)	2019	N/A	N/A	N/A	BayREN did not have a commercial program in 2017, so no data to report on	per CEDARS	None	None	
148	BayREN	A05	C1	S1	Lifecycle ex-ante kWh net	S1: Energy Savings	Metric	C-S1** - First year annual and lifecycle ex-ante (pre-evaluation) gas, electric, and demand savings (gross and net)**	Lifecycle ex-ante kWh net	Commercial Sector (C)	2019	N/A	N/A	N/A	BayREN did not have a commercial program in 2017, so no data to report on	per CEDARS	None	None	
149	BayREN	A05	C1	S1	Lifecycle ex-ante Therm gross	S1: Energy Savings	Metric	C-S1** - First year annual and lifecycle ex-ante (pre-evaluation) gas, electric, and demand savings (gross and net)**	Lifecycle ex-ante Therm gross	Commercial Sector (C)	2019	N/A	N/A	N/A	BayREN did not have a commercial program in 2017, so no data to report on	per CEDARS	None	None	

914



Index	PA	A11A Page	A11A Order	Method Code	Units of Measurement	Metric Type	Metric/ Indicator	Business Plan Att A Description	Metric	Sector	Baseline Year	2017 Reporting Year	2017 Numerator	2017 Denominator	BayREN Notes, assumptions, methodology	Data Source	Methodology	Key Definitions	Proxy Explanation
150	BayREN	A05	CL	S1	Lifecycle ex-ante Therm net	S1: Energy Savings	Metric	C-S1** - First year annual and lifecycle ex-ante (pre-evaluation) gas, electric, and demand savings (gross and net)**	Lifecycle ex-ante Therm net	Commercial Sector (C)	2019	N/A	N/A	N/A	BayREN did not have a commercial program in 2017, so no data to report on		S2 Methodology - Numerator = Metric C1 - Denominator = Total sectoral usage, from PA billing database	None	
151	BayREN	A05	CL	S2	Percent first year annual kW gross	S2: Percent Overall Sectoral Savings	Metric	C-S2 - First year annual and lifecycle ex-ante (pre-evaluation) gas, electric, and demand savings (gross and net) as a percentage of overall sectoral usage**	Percent first year annual kW gross	Commercial Sector (C)	2019	N/A	N/A	N/A	BayREN did not have a commercial program in 2017, so no data to report on		S2 Methodology - Numerator = Metric C1 - Denominator = Total sectoral usage, from PA billing database	None	
152	BayREN	A05	CL	S2	Percent first year annual kW net	S2: Percent Overall Sectoral Savings	Metric	C-S2 - First year annual and lifecycle ex-ante (pre-evaluation) gas, electric, and demand savings (gross and net) as a percentage of overall sectoral usage**	Percent first year annual kW net	Commercial Sector (C)	2019	N/A	N/A	N/A	BayREN did not have a commercial program in 2017, so no data to report on		S2 Methodology - Numerator = Metric C1 - Denominator = Total sectoral usage, from PA billing database	None	
153	BayREN	A05	CL	S2	Percent first year annual kWh gross	S2: Percent Overall Sectoral Savings	Metric	C-S2 - First year annual and lifecycle ex-ante (pre-evaluation) gas, electric, and demand savings (gross and net) as a percentage of overall sectoral usage**	Percent first year annual kWh gross	Commercial Sector (C)	2019	N/A	N/A	N/A	BayREN did not have a commercial program in 2017, so no data to report on		S2 Methodology - Numerator = Metric C1 - Denominator = Total sectoral usage, from PA billing database	None	
154	BayREN	A05	CL	S2	Percent first year annual kWh net	S2: Percent Overall Sectoral Savings	Metric	C-S2 - First year annual and lifecycle ex-ante (pre-evaluation) gas, electric, and demand savings (gross and net) as a percentage of overall sectoral usage**	Percent first year annual kWh net	Commercial Sector (C)	2019	N/A	N/A	N/A	BayREN did not have a commercial program in 2017, so no data to report on		S2 Methodology - Numerator = Metric C1 - Denominator = Total sectoral usage, from PA billing database	None	
155	BayREN	A05	CL	S2	Percent first year annual Therm gross	S2: Percent Overall Sectoral Savings	Metric	C-S2 - First year annual and lifecycle ex-ante (pre-evaluation) gas, electric, and demand savings (gross and net) as a percentage of overall sectoral usage**	Percent first year annual Therm gross	Commercial Sector (C)	2019	N/A	N/A	N/A	BayREN did not have a commercial program in 2017, so no data to report on		S2 Methodology - Numerator = Metric C1 - Denominator = Total sectoral usage, from PA billing database	None	
156	BayREN	A05	CL	S2	Percent first year annual Therm net	S2: Percent Overall Sectoral Savings	Metric	C-S2 - First year annual and lifecycle ex-ante (pre-evaluation) gas, electric, and demand savings (gross and net) as a percentage of overall sectoral usage**	Percent first year annual Therm net	Commercial Sector (C)	2019	N/A	N/A	N/A	BayREN did not have a commercial program in 2017, so no data to report on		S2 Methodology - Numerator = Metric C1 - Denominator = Total sectoral usage, from PA billing database	None	
157	BayREN	A05	CL	S2	Percent lifecycle ex-ante kW gross	S2: Percent Overall Sectoral Savings	Metric	C-S2 - First year annual and lifecycle ex-ante (pre-evaluation) gas, electric, and demand savings (gross and net) as a percentage of overall sectoral usage**	Percent lifecycle ex-ante kW gross	Commercial Sector (C)	2019	N/A	N/A	N/A	BayREN did not have a commercial program in 2017, so no data to report on		S2 Methodology - Numerator = Metric C1 - Denominator = Total sectoral usage, from PA billing database	None	

915

Spreadsheet Index	PA	ATA Page	ATA Order	Method Code	Units of Measurement	Metric/Indicator	Business Plan Att A Description	Metric	Sector	Baseline Year	2017 Reporting Year	2017 Numerator	2017 Denominator	BayREN Notes, assumptions, methodology	Data Source	Methodology	Key Definitions	Proxy Explanation
158	BayREN	A05	C1	S2	Percent lifecycle ex-ante kW net	S2: Percent Overall Sectoral Savings	Metric	C-S2 - First year annual and lifecycle ex-ante (pre-evaluation) gas, electric, and demand savings (gross and net) as a percentage of overall sectoral usage**	Percent lifecycle ex-ante kW net	Commercial Sector (C)	2019	N/A	N/A	N/A	BayREN did not have a commercial program in 2017, so no data to report on	S2 Methodology: - Numerator = Metric C1 - Denominator = Total sectoral usage, from PA billing database	None	
159	BayREN	A05	C1	S2	Percent lifecycle ex-ante kWh gross	S2: Percent Overall Sectoral Savings	Metric	C-S2 - First year annual and lifecycle ex-ante (pre-evaluation) gas, electric, and demand savings (gross and net) as a percentage of overall sectoral usage**	Percent lifecycle ex-ante kWh gross	Commercial Sector (C)	2019	N/A	N/A	N/A	BayREN did not have a commercial program in 2017, so no data to report on	S2 Methodology: - Numerator = Metric C1 - Denominator = Total sectoral usage, from PA billing database	None	
160	BayREN	A05	C1	S2	Percent lifecycle ex-ante kWh net	S2: Percent Overall Sectoral Savings	Metric	C-S2 - First year annual and lifecycle ex-ante (pre-evaluation) gas, electric, and demand savings (gross and net) as a percentage of overall sectoral usage**	Percent lifecycle ex-ante kWh net	Commercial Sector (C)	2019	N/A	N/A	N/A	BayREN did not have a commercial program in 2017, so no data to report on	S2 Methodology: - Numerator = Metric C1 - Denominator = Total sectoral usage, from PA billing database	None	
161	BayREN	A05	C1	S2	Percent lifecycle ex-ante Therm gross	S2: Percent Overall Sectoral Savings	Metric	C-S2 - First year annual and lifecycle ex-ante (pre-evaluation) gas, electric, and demand savings (gross and net) as a percentage of overall sectoral usage**	Percent lifecycle ex-ante Therm gross	Commercial Sector (C)	2019	N/A	N/A	N/A	BayREN did not have a commercial program in 2017, so no data to report on	S2 Methodology: - Numerator = Metric C1 - Denominator = Total sectoral usage, from PA billing database	None	
162	BayREN	A05	C1	S2	Percent lifecycle ex-ante Therm net	S2: Percent Overall Sectoral Savings	Metric	C-S2 - First year annual and lifecycle ex-ante (pre-evaluation) gas, electric, and demand savings (gross and net) as a percentage of overall sectoral usage**	Percent lifecycle ex-ante Therm net	Commercial Sector (C)	2019	N/A	N/A	N/A	BayREN did not have a commercial program in 2017, so no data to report on	S2 Methodology: - Numerator = Metric C1 - Denominator = Total sectoral usage, from PA billing database	None	
163	BayREN	A05	C2	G	MT CO2eq	GHG	Metric	C-G**Greenhouse gas as (MT CO2eq) Net kWh savings, reported on an annual basis	CO2-equivalent of net annual kWh savings	Commercial Sector (C)	2019	N/A	N/A	N/A	BayREN did not have a commercial program in 2017, so no data to report on			
164	BayREN	A05	C3	D2	Percent lifecycle gross kW	D2: Depth of Interventions by project	Metric	Energy savings (gross kWh, thermal) as a fraction of total project consumption.	Percent lifecycle gross kW	Commercial Sector (C)	2019	N/A	N/A	N/A	BayREN did not have a commercial program in 2017, so no data to report on	N/A - Please disregard this unit of measurement, kW was not required by the Attachment A metric.	N/A - Please disregard this unit of measurement, kW was not required by the Attachment A metric.	
165	BayREN	A05	C3	D2	Percent lifecycle gross kWh	D2: Depth of Interventions by project	Metric	Energy savings (gross kWh, thermal) as a fraction of total project consumption.	Percent lifecycle gross kWh	Commercial Sector (C)	2019	N/A	N/A	N/A	BayREN did not have a commercial program in 2017, so no data to report on	D2 Methodology (ED): Numerator: Energy savings claimed for project** Denominator: Energy Usage Baseline on application	Definition: "Project" is defined as "per OX" Numerator: Energy application"	

916

Index	PA	ATA Page	ATA Order	Method Code	Units of Measurement	Metric/ Indicator	Metric/ Indicator	Business Plan Att A Description	Metric	Sector	Baseline Year	2017 Reporting Year	2017 Numerator	2017 Denominator	BayREN Notes, assumptions, methodology	Data Source	Methodology	Key Definitions	Proxy Explanation
166	BayREN	A05	C3	D2	Percent lifecycle gross Therms	D2: Depth of Interventions by project	Metric	Energy savings (gross kWh, therms) as a fraction of total project consumption.	Percent lifecycle gross Therms	Commercial Sector (C)	2019	N/A	N/A	N/A	BayREN did not have a commercial program in 2017, so no data to report on		D2 Methodology (ED C4) Numerator: Energy savings claimed for project** Denominator: Energy Usage Baseline on application	Definition: "Project" is defined as "per application"	
167	BayREN	A05	C4	P1L	Percent	P1: Penetration of energy efficiency programs in the eligible market **Percent of Participation	Metric	**C-P1L** Percent of participation relative to eligible population for small, medium, and large customers**	Percent of participation relative to eligible population for large customers	Commercial Sector (C)	2019	N/A	N/A	N/A	BayREN did not have a commercial program in 2017, so no data to report on		P1 Methodology: Numerator: Number of downstream participating (service accounts x premise ID) - Denominator: total number of service accounts in the sector.	Participation is defined as the first instance of participation, should a customer participate more than once or participate in multiple programs in the calendar year. PAs also need to have enough information about a customer to determine if the customer is in the eligible population and service territory.	
168	BayREN	A05	C4	P1M	Percent	P1: Penetration of energy efficiency programs in the eligible market **Percent of Participation	Metric	**C-P1M** Percent of participation relative to eligible population for small, medium, and large customers**	Percent of participation relative to eligible population for medium customers	Commercial Sector (C)	2019	N/A	N/A	N/A	BayREN did not have a commercial program in 2017, so no data to report on		P1 Methodology: Numerator: Number of downstream participating (service accounts x premise ID) - Denominator: total number of service accounts x premise IDs in the sector.	Participation is defined as the first instance of participation, should a customer participate more than once or participate in multiple programs in the calendar year. PAs also need to have enough information about a customer to determine if the customer is in the eligible population and service territory.	
169	BayREN	A05	C4	P1S	Percent	P1: Penetration of energy efficiency programs in the eligible market **Percent of Participation	Metric	**C-P1S** Percent of participation relative to eligible population for small, medium, and large customers**	Percent of participation relative to eligible population for small customers	Commercial Sector (C)	2019	N/A	N/A	N/A	BayREN did not have a commercial program in 2017, so no data to report on		P1 Methodology: Numerator: Number of downstream participating (service accounts x premise ID) - Denominator: total number of service accounts x premise IDs in the sector.	Participation is defined as the first instance of participation, should a customer participate more than once or participate in multiple programs in the calendar year. PAs also need to have enough information about a customer to determine if the customer is in the eligible population and service territory.	
170	BayREN	A05	C4	P2	Percent	P2: Penetration of energy efficiency programs in terms of square feet of eligible population	Metric	C-P2 - Percent of square feet of eligible population**	Percent of square feet of eligible population	Commercial Sector (C)	2019	N/A	N/A	N/A	BayREN did not have a commercial program in 2017, so no data to report on		P2 Methodology: Numerator: square footage of all participating service accounts (x premise ID) if needed to distinguish a particular participant) Denominator: Square footage of all eligible accounts	"sq footage" is defined the same way as defined in Energy Star Portfolio Manager, and will be taken (in order of preference) from 1) PA customer databases, or 2) project application forms. Service account number and premise ID number may both be used to determine unique participants.	
171	BayREN	A05	C4	P4	Percent	P4: Penetration of energy efficiency programs in the HTR market	Metric	C-P4 - Percent of participation by customers defined as "hard-to-reach"	Percent of participation by customers defined as "hard-to-reach"	Commercial Sector (C)	2019	N/A	N/A	N/A	BayREN did not have a commercial program in 2017, so no data to report on		P4 Methodology: Numerator: number of participants in HTR geographic area - Denominator: Total number of service accounts in HTR geographic area.	D.18-05-041 p. 43 - HTR as defined in Resolution G-3497, modified to "include disadvantaged communities (as designated by CalEPA) in the geographic criteria for hard to reach customers."	
172	BayREN	A05	C5	B2	Percent	Square Footage of Commercial Benchmarking & Penetration	Metric	C-B2 - Percent of benchmarked square feet of eligible population**	Percent of benchmarked square feet of eligible population	Commercial Sector (C)	2019	N/A	N/A	N/A	BayREN did not have a commercial program in 2017, so no data to report on		Methodology: Numerator: Total square footage of benchmarked commercial buildings in Portfolio Manager -- Denominator: Total square footage of commercial sector (average square footage of commercial sector building x number of service accounts)	Average square footage information is being obtained through a combination of utility records, market studies (such as the California Saturation Survey), and publicly available sources.	

917

Index	PA	ATA Page	ATA Order	Method Code	Units of Measurement	Metric/Indicator	Business Plan ATT A Description	Metric	Sector	Baseline Year	2017 Reporting Year	2017 Numerator	2017 Denominator	BayREN Notes, assumptions, methodology	Data Source	Methodology	Key Definitions	Proxy Explanation
173	BayREN	A05	CS	B5L	Percent	Benchmarking & Penetration for Commercial Sector	B5(C)L Percent of benchmarked customers relative to eligible population for large customers	Percent of benchmarked customers relative to eligible population for large customers	Commercial Sector (C)	2019	N/A	N/A	N/A	BayREN did not have a commercial program in 2017, so no data to report on		Methodology: -- Numerator: Number of large commercial customers that have been benchmarked on Portfolio Manager -- Denominator: Total number of S, M, and L commercial customer accounts.		
174	BayREN	A05	CS	B5M	Percent	Benchmarking & Penetration for Commercial Sector	B5(C)M Percent of benchmarked customers relative to eligible population for medium customers	Percent of benchmarked customers relative to eligible population for medium customers	Commercial Sector (C)	2019	N/A	N/A	N/A	BayREN did not have a commercial program in 2017, so no data to report on		Methodology: -- Numerator: Number of Medium commercial customers that have been benchmarked on Portfolio Manager -- Denominator: Total number of S, M, and L commercial customer accounts.		
175	BayREN	A05	CS	B5S	Percent	Benchmarking & Penetration for Commercial Sector	B5(C)S** Percent of benchmarked customers relative to eligible population for small customers	Percent of benchmarked customers relative to eligible population for small customers	Commercial Sector (C)	2019	N/A	N/A	N/A	BayREN did not have a commercial program in 2017, so no data to report on		Methodology: -- Numerator: Number of Small commercial customers that have been benchmarked on Portfolio Manager -- Denominator: Total number of S, M, and L commercial customer accounts.		
176	BayREN	A05	CS	B6	Percent	Benchmarking of MTR Properties	B6(C) - Percent of benchmarking by customers defined as "hard-to-reach" **	Percent of benchmarking by customers defined as "hard-to-reach"	Commercial Sector (C)	2019	N/A	N/A	N/A	BayREN did not have a commercial program in 2017, so no data to report on		Benchmarking per Portfolio Manager. Service accounts x premise IDs in MTR market - Proxy, if characteristics other than size and geo location aren't known, develop proxy using just size and geo location.		
177	BayREN	A05	CS	LC	PAC Levelized Cost (\$/kW)	Cost per unit saved	C-LC - Levelized cost of energy efficiency per kWh, therm and kW (use both TRC and PAC)**	PAC Levelized Cost (\$/kW)	Commercial Sector (C)	2019	N/A	N/A	N/A	BayREN did not have a commercial program in 2017, so no data to report on		Per CEDARS	None	
178	BayREN	A05	CS	LC	PAC Levelized Cost (\$/kWh)	Cost per unit saved	C-LC - Levelized cost of energy efficiency per kWh, therm and kW (use both TRC and PAC)**	PAC Levelized Cost (\$/kWh)	Commercial Sector (C)	2019	N/A	N/A	N/A	BayREN did not have a commercial program in 2017, so no data to report on		Per CEDARS	None	
179	BayREN	A05	CS	LC	PAC Levelized Cost (\$/therm)	Cost per unit saved	C-LC - Levelized cost of energy efficiency per kWh, therm and kW (use both TRC and PAC)**	PAC Levelized Cost (\$/therm)	Commercial Sector (C)	2019	N/A	N/A	N/A	BayREN did not have a commercial program in 2017, so no data to report on		Per CEDARS	None	
180	BayREN	A05	CS	LC	TRC Levelized Cost (\$/kW)	Cost per unit saved	C-LC - Levelized cost of energy efficiency per kWh, therm and kW (use both TRC and PAC)**	TRC Levelized Cost (\$/kW)	Commercial Sector (C)	2019	N/A	N/A	N/A	BayREN did not have a commercial program in 2017, so no data to report on		Per CEDARS	None	

918

Index	PA	AltA Page	AltA Order	Method Code	Units of Measurement	Metric/Type	Metric/Indicator	Business Plan Alt A Description	Metric	Sector	Baseline Year	2017 Reporting Year	2017 Numerator	2017 Denominator	BayREN Notes, assumptions, methodology	Data Source	Methodology	Key Definitions	Proxy Explanation
															BayREN did not have a commercial program in 2017, so no data to report on		Per CEDARS	None	
181	BayREN	A05	C6	LC	TRC Levelized Cost (\$/kWh)	Cost per unit saved	Metric	C-LC - Levelized cost of energy efficiency per kWh, therm and kW (use both TRC and PAC)**	TRC Levelized Cost (\$/kWh)	Commercial Sector (C)	2019	N/A	N/A	N/A			Per CEDARS	None	
182	BayREN	A05	C6	LC	TRC Levelized Cost (\$/therm)	Cost per unit saved	Metric	C-LC - Levelized cost of energy efficiency per kWh, therm and kW (use both TRC and PAC)**	TRC Levelized Cost (\$/therm)	Commercial Sector (C)	2019	N/A	N/A	N/A			Per CEDARS	None	
183	BayREN	A06	C71	N1	Percent	NMEC	Indicator	C-N1[Indicator] Fraction of total projects utilizing Normalized Metered Energy Consumption (NMEC) to estimate savings***	Percent of total projects utilizing Normalized Metered Energy Consumption (NMEC) to estimate savings	Commercial Sector (C)	2019	N/A	N/A	N/A			Numerator: Total number of custom projects in the CMPA utilizing NMEC to estimate savings. Denominator: Total number of projects in the CMPA. See Key Definitions	"Projects" for this metric refers to custom projects. Data will be collected from the CMPA (Custom Measure and Project Archive)	
184	BayREN	A06	C71	N2	Percent	NMEC	Indicator	C-N2[Indicator] Fraction of total savings (gross kWh and therm) derived from NMEC analysis**	Percent of total savings (gross kWh and therm) derived from NMEC analysis	Commercial Sector (C)	N/A - Indicator	N/A - Indicator	N/A - Indicator	N/A - Indicator			Per CAEECC Meeting: Fraction of total custom savings derived from NMEC analysis. -- Data from CMPA. -- Mona to check		
185	BayREN	A06	C81	C5	Percent	Satisfaction	Indicator	C-C5[Indicator] Improvement in customer satisfaction**	Percent improvement in customer satisfaction	Commercial Sector (C)	N/A - Indicator	N/A - Indicator	N/A - Indicator	N/A - Indicator			Per CAEECC Meeting: M&E will develop and field a consistent survey instrument annually.	Survey development process has not been determined but could be led by PA Measurement & Evaluation staff, with ED oversight; once developed, survey could be fielded continuously as part of PA program implementation. Survey could be ready as soon as Q4 of 2018 for implementation during 2019, metrics data could be available for the 2019 reporting year.	
186	BayREN	A06	C81	T5	Percent	Satisfaction	Indicator	C-T5[Indicator] Improvement in trade ally satisfaction**	Percent improvement in trade ally satisfaction	Commercial Sector (C)	N/A - Indicator	N/A - Indicator	N/A - Indicator	N/A - Indicator			Per CAEECC Meeting: M&E will develop and field a consistent survey instrument annually.	Survey development process has not been determined but could be led by PA Measurement & Evaluation staff, with ED oversight; once developed, survey could be fielded continuously as part of PA program implementation. Survey could be ready as soon as Q4 of 2018 for implementation during 2019, metrics data could be available for the 2019 reporting year.	
187	BayREN	A06	C91	F1	Percent	Investment in energy efficiency	Indicator	C-F - [Indicator] Fraction of total investments made by ratepayers and private capital**	Percent of total investments made by ratepayers and private capital	Commercial Sector (C)	N/A - Indicator	N/A - Indicator	N/A - Indicator	N/A - Indicator			Per CAEECC Meeting: M&E will develop and field a consistent survey instrument annually.	Numerator: Dollars invested in EE through ratepayer-funded finance programs (minus other incentive programs) Denominator: Total dollars invested in EE from both private	
282	BayREN	A10	C51	S1	Net GWh	51: Energy Savings	Metric	Net Energy Savings GWh, M Therms and MW (demand)	Net GWh savings	Codes & Standards (CS)	N/A - Indicator	N/A	N/A	N/A	N/A BayREN does not claim any savings for Codes and Standards Program		EM&V study	2018-2025 consistent with adopted goals from D-17-09-015, Tables 1, 2, and 3, p. 37-38; 2016 from CEDARS (spillover not included). Values summed across all four IOUs. "Savings" is defined as Net First year savings.	

919

Index	PA	Page	Order	Code	Method	Units of Measurement	Metric Type	Metric/Indicator	Business Plan Att A Description	Metric	Sector	Baseline Year	2017 Reporting Year	2017 Numerator	2017 Denominator	BayREN Notes, assumptions, methodology	Data Source	Methodology	Key Definitions	Proxy Explanation	
283	BayREN	A10	CS1	51	Net MMTherms	SI: Energy Savings	Metric	Net Energy Savings: GWH, M Therms and MW (demand)	Net MMTherms savings	Codes & Standards (CS)	2016	N/A	N/A	N/A	N/A	N/A	BayREN does not claim any savings for Codes and Standards Program	EM&V study	2018-2025 consistent with adopted goals from D.17-09-025, Tables 1, 2, and 3, p. 37-39; 2016 from CEDARS (spillover not included). Values summed across all four IOUs. "Savings" is defined as Net First year savings.		
284	BayREN	A10	CS1	51	Net MW	SI: Energy Savings	Metric	Net Energy Savings: GWH, M Therms and MW (demand)	Net MW savings	Codes & Standards (CS)	2016	N/A	N/A	N/A	N/A	N/A	N/A	BayREN does not claim any savings for Codes and Standards Program	EM&V study	2018-2025 consistent with adopted goals from D.17-09-025, Tables 1, 2, and 3, p. 37-39; 2016 from CEDARS (spillover not included). Values summed across all four IOUs. "Savings" is defined as Net First year savings.	
285	BayREN	A10	CS2	1	Count	Advocacy-Building	Metric	Number of measures supported by CASE studies in rulemaking cycle (current work)	Number of measures supported by CASE studies in rulemaking cycle (current work)	Codes & Standards (CS)	2016	N/A	N/A	N/A	N/A	N/A	BayREN does not perform an Advocacy Work and this metric is for SW codes	Measures supported by CASE	Baseline and targets for measures supported are for 3 year cycle rather than annual.		
286	BayREN	A10	CS2	2	Count	Advocacy-Building	Metric	Number of measures adopted by CEC in rulemaking cycle (indicator of past work)	Number of measures adopted by CEC in rulemaking cycle (indicator of past work)	Codes & Standards (CS)	2016	N/A	N/A	N/A	N/A	N/A	BayREN does not perform an Advocacy Work and this metric is for SW codes	Measures adopted by CEC	Baseline and targets for measures supported are for 3 year cycle rather than annual.		
287	BayREN	A10	CS3	1	Count	Advocacy-Appliance	Metric	Number of T-20 measures supported by CASE studies in rulemaking cycle (current work)	Number of T-20 measures supported by CASE studies in rulemaking cycle (current work)	Codes & Standards (CS)	2016	N/A	N/A	N/A	N/A	N/A	BayREN does not perform an Advocacy Work and this metric is for SW codes	T-20 measures supported by CASE	Baseline is annual. Targets for measures supported are for 3 year cycle rather than annual. 2017 chosen as baseline since 2016 was zero.		
288	BayREN	A10	CS3	2	Count	Advocacy-Appliance	Metric	Number of measures adopted by CEC in current year	Number of measures adopted by CEC in current year	Codes & Standards (CS)	2017	N/A	N/A	N/A	N/A	N/A	BayREN does not perform an Advocacy Work and this metric is for SW codes	Measures adopted by CEC	Baseline is annual. Targets for measures adopted are for 3 year cycle rather than annual.		
289	BayREN	A10	CS4	1	Count	Advocacy-Federal	Metric	Number of federal standards adopted for which a utility advocated (IOUs to list advocated activities)	Number of federal standards adopted for which a utility advocated (IOUs to list advocated activities)	Codes & Standards (CS)	2016	N/A	N/A	N/A	N/A	N/A	BayREN does not perform an Advocacy Work and this metric is for SW codes	Standards adopted	Baselines and targets are annual. Any federal standards based upon Title 20 that were adopted will still be included in the federal count.		
290	BayREN	A10	CS4	2	Count	Advocacy-Federal	Metric	Percent of federal standards adopted for which a utility advocated (#IOU supported / # DOE adopted)	Percent of federal standards adopted for which a utility advocated (#IOU supported / # DOE adopted)	Codes & Standards (CS)	2016	N/A	N/A	N/A	N/A	N/A	BayREN does not perform an Advocacy Work and this metric is for SW codes	# IOUs supported + # DOE adopted	Baselines and targets are annual.		

920


Spreadsheet Index	PA	ATA Page	ATA Order	Method Code	Units of Measurement	Metric/ Indicator	Metric/ Indicator	Business Plan Att & Description	Metric	Sector	Baseline Year	2017 Reporting Year	2017 Numerator	2017 Denominator	BayREN Notes, assumptions, methodology	Data Source	Methodology	Key Definitions	Proxy Explanation
291	BayREN	A10	C55	1	Count	Reach Codes	Metric	The number of local government Reach Codes implemented (this is a joint IOU and REN effort)	The number of local government Reach Codes implemented (this is a joint IOU and REN effort)	Codes & Standards (CS)	2016	N/A	N/A	N/A	BayREN does not track reach codes, as the IOUs track and report in SW metrics		Reach Code ordinances implemented	Targets are total for a three-year Title 24 code cycle. Jurisdictions having multiple reach codes will be counted by reach code rather than by jurisdiction. Accomplishments will be reported from the CEC Reach Codes website ( <a href="http://www.energy.ca.gov/06e24/2013s/standards/ordinances/">http://www.energy.ca.gov/06e24/2013s/standards/ordinances/</a> ).	
292	BayREN	A11	C56	1	Count	Compliance Improvement	Metric	Number of training activities (classes, webinars) held, number of market actors participants by segment (e.g. building officials, builders, architects, etc.) and the total size (number of the target audience) by sector. (M) Number of training activities	Number of training activities (classes, webinars) held, number of market actors participants by segment (e.g. building officials, builders, architects, etc.) and the total size (number of the target audience) by sector. (M) Number of training activities	Codes & Standards (CS)	2016	N/A	N/A	N/A	Not applicable to BayREN		Number of training activities	118 live training sessions and 20 webinars in 2017; short, mid, and long-term targets are annual	
293	BayREN	A11	C56	2	Count	Compliance Improvement	Metric	Number of training activities (classes, webinars) held, number of market actors participants by segment (e.g. building officials, builders, architects, etc.) and the total size (number of the target audience) by sector. (M) Number of participants	Number of training activities (classes, webinars) held, number of market actors participants by segment (e.g. building officials, builders, architects, etc.) and the total size (number of the target audience) by sector. (M) Number of participants	Codes & Standards (CS)	2017	N/A	N/A	N/A	Not applicable to BayREN		Number of participants	3000 attendees for live training and 600 attendees for webinars in 2017; short, mid, and long-term targets are annual. Attendees will be shown by major segment (i.e., building officials, builders, architects, MERS raters) and target size of each segment will be provided during first metrics reporting.	
294	BayREN	A11	C56	3	Score	Compliance Improvement	Metric	Increase in code compliance knowledge pre/post training	Increase in code compliance knowledge pre/post training	Codes & Standards (CS)	2017	N/A	N/A	N/A	Not applicable to BayREN		Knowledge score	Code compliance knowledge increase will be tested via pre and post training questionnaires. Surveys will be conducted for training that lasts longer than three hours (in order to preserve time for instruction in shorter training sessions). Questionnaires will be made available during the first metrics reporting.	
295	BayREN	A11	C56R	1	Percent	Compliance Improvement	Metric	The percentage increase in closed permits for building projects triggering energy code compliance within participating jurisdictions	The percentage increase in closed permits for building projects triggering energy code compliance within participating jurisdictions	Codes & Standards (CS)	2018	N/A	N/A	N/A	For this metric, BayREN intends to develop a project in partnership with one or two jurisdictions to increase the percentage of closed permits for a particular type of building project triggering energy code compliance. At this time, we have not identified either the participating jurisdiction(s) or the type(s) of project that will be addressed. BayREN estimates a cost of approximately \$150,000 in 2018 and 2019 to conduct a literature review, assess data availability, carry out initial data collection and analysis, analyze jurisdiction-specific data once the participating jurisdictions have been identified, develop the project, establish the baseline and targets, and develop a data tracking system, although the exact cost is still to be determined. Additional costs would likely be incurred to implement the project. The initial phase of this study will be to conduct a literature review and assessment of sources of building permit data, and BayREN is already working with a consultant to finalize a scope of work for that initial phase. Additional follow-on studies would occur to collect and analyze data, including jurisdiction-specific data, to help design the project, to determine a reasonable approach and set up a system for tracking progress on this metric over time, and to establish the baseline and targets. The territory will be narrowed as work progresses and as jurisdictional partners are found, and the sample size will be determined as part of that process. We anticipate having the baseline and targets by the end of 2019.	* "Compliance rate reported as low as 10%" - CEC presentation for workshop on SB 1414 Implementation, June 2018, CEC Docket 17-EBP-01+ #29% permit rate for residential HVAC installations - DNV GL Final Report: 2014-16 HVAC Permit and Code Compliance Market Assessment, September 2017+ "95% of furnace replacements in the state are completed without permits" - HILSON/IN/ETC Comments on HVAC System compliance, referencing the California Contractor State License Board, 7/12/18, CEC Docket 17-EBP-01+ 10% of work is permitted; 2013 estimate from Institute of Heating and Air Conditioning, quoted in DNV GL report+ Less than 30% of air conditioning units are permitted in Sacramento region - 2012 Proctor Engineering Group estimate, quoted in DNV GL report			
296	BayREN	A11	C56R	1	Count	Compliance Improvement	Indicator	Number and percent of jurisdictions with staff participating in an Energy Policy Forum	Number and percent of jurisdictions with staff participating in an Energy Policy Forum	Codes & Standards (CS)	N/A - Indicator	N/A - Indicator	N/A - Indicator	N/A - Indicator	Number of City of County local government jurisdictions participating. These are indicators and not metrics. Per the Decision (D.18-05-041) on the Business Plans, Program Administrators do not have to provide data on indicators only definitions and methodologies, which can be found in the ED Template.		"Energy Policy Forum": a BayREN hosted event addressing energy use, energy efficiency, and or Title 24 compliance		

921

Spreadsheet Index	PA	ATA Page	ATA Order	Method Code	Units of Measurement	Metric/Indicator	Metric/Indicator	Business Plan AKA Description	Metric	Sector	Baseline Year	2017 Reporting Year	2017 Numerator	2017 Denominator	BayREN Notes, assumptions, methodology	Data Source	Methodology	Key Definitions	Proxy Explanation	
297	BayREN	A11	CS6R	1	Percent	Compliance Improvement	Indicator	Number and percent of jurisdictions with staff participating in an Energy Policy Forum	Number and percent of jurisdictions with staff participating in an Energy Policy Forum	Codes & Standards (CS)	N/A - Indicator	N/A - Indicator	N/A - Indicator	N/A - Indicator	N/A - Indicator	Numerators: Number of City or County local government jurisdictions participating; Denominator: Number of City or County local government jurisdictions in BayREN territory (110). These are indicators and not metrics. Per the Decision (D.18-05-041) on the Business Plans, Program Administrators do not have to provide data on indicators only definitions and methodologies, which can be found in the ED Template.			"Energy Policy Forum": a BayREN hosted event addressing energy use, energy efficiency, and or Title 24 compliance	
298	BayREN	A11	CS6R	2	Count	Compliance Improvement	Indicator	Number and percent of jurisdictions receiving Energy Policy technical assistance.	Number and percent of jurisdictions receiving Energy Policy technical assistance.	Codes & Standards (CS)	N/A - Indicator	N/A - Indicator	N/A - Indicator	N/A - Indicator	Number of City or County local government jurisdictions participating. These are indicators and not metrics. Per the Decision (D.18-05-041) on the Business Plans, Program Administrators do not have to provide data on indicators only definitions and methodologies, which can be found in the ED Template.			"Energy Policy technical assistance": BayREN facilitated technical assistance services to assist with local government activities including but not limited to implementation of energy and energy efficiency related requirements for Title 24 or development of local policies and ordinances that meet or exceed energy and energy efficiency related requirements of Title 24		
299	BayREN	A11	CS6R	2	Percent	Compliance Improvement	Indicator	Number and percent of jurisdictions receiving Energy Policy technical assistance.	Number and percent of jurisdictions receiving Energy Policy technical assistance.	Codes & Standards (CS)	N/A - Indicator	N/A - Indicator	N/A - Indicator	N/A - Indicator	Numerators: Number of City or County local government jurisdictions participating; Denominator: Number of City or County local government jurisdictions in BayREN territory (110). These are indicators and not metrics. Per the Decision (D.18-05-041) on the Business Plans, Program Administrators do not have to provide data on indicators only definitions and methodologies, which can be found in the ED Template.			"Energy Policy technical assistance": BayREN facilitated technical assistance services to assist with local government activities including but not limited to implementation of energy and energy efficiency related requirements for Title 24 or development of local policies and ordinances that meet or exceed Title 24		
300	BayREN	A11	CS6R	3	Count	Compliance Improvement	Indicator	Buildings receiving enhanced code compliance support and delivering compliance data to program evaluators	Buildings receiving enhanced code compliance support and delivering compliance data to program evaluators	Codes & Standards (CS)	N/A - Indicator	N/A - Indicator	N/A - Indicator	N/A - Indicator	Number of buildings. These are indicators and not metrics. Per the Decision (D.18-05-041) on the Business Plans, Program Administrators do not have to provide data on indicators only definitions and methodologies, which can be found in the ED Template.			"Enhanced code compliance support": BayREN facilitated compliance improvement services. "Compliance data" may include but is not limited to completed CEC Title 24 Part 6 Compliance Forms and CBECC or other compliance software calculated compliance margins		

922





Local Governments Empowering Our Communities

October 29, 2018

California Public Utilities Commission  
Energy Division Tariff Unit  
505 Van Ness Ave.  
Fourth Floor  
San Francisco, CA 94102-3298  
**Advice Letter 9-E-A**

(BayREN ID #941)

**Subject:** BayREN 2019 Annual Energy Efficiency Program and Portfolio Budget Request (Supplemental)

**Purpose**

On September 4, 2019, the Association of Bay Area Governments (ABAG), on behalf of the San Francisco Bay Area Regional Energy Network ("BayREN"), submitted Advice letter 9-E, requesting approval of its 2019 budget. No protests were received to BayREN's Advice Letter. Thereafter on October 1, 2019 Energy Division staff requested clarification about items listed below.

**1. Unspent/Uncommitted Funds.**

As directed by the Commission in D.13-11-005, PG&E serves as the fiscal agent for BayREN. In 2013, ABAG and PG&E entered into a Master Services Agreement. As provided therein, for the non-incentive budget, ABAG is paid in arrears on a time and material basis. For the incentive portion of the contract, ABAG is provided four lump sum payments. If there are any incentive funds remaining at the end of the year, the following year's incentive budget is reduced accordingly. Based on these contractual terms, there are no updates to the ABAL template.

**2. Forecasted Savings and Workpapers.**

All of BayREN resource programs are based entirely on Commission-approved workpaper values as of September 4, 2018.

**Protest**

Since there were no protests filed to the original Advice Letter, there is no protest allowed for this Supplemental filing.


**Effective Date**

BayREN requests that this Tier 2 advice filing become effective on regular notice, November 29, 2018, which is 30 calendar days from the date of this filing.

**Notice**

In accordance with General Order 96-B, Section IV, a copy of this advice letter is being sent electronically and via U.S. mail to parties shown on the attached list and the parties on the service list for R.13-11-005. Address changes to the General Order 96-B service list should be directed to Jennifer K. Berg at [jberg@bayareametro.gov](mailto:jberg@bayareametro.gov) or by calling 415-820-7947.


ASSOCIATION OF BAY AREA GOVERNMENTS

A handwritten signature in cursive script, appearing to read "Gerald L. Lahr", is centered on the page. The signature is dark and somewhat faded, with some ink bleed-through visible.

---

Gerald L. Lahr  
Assistant Director – Energy Programs

# ADVICE LETTER SUMMARY



ENERGY UTILITY

MUST BE COMPLETED BY UTILITY (Attach additional pages as needed)

Company name/CPUC Utility No.: BayREN #941

Utility type:

- ELC       GAS       WATER  
 PLC       HEAT

Contact Person: Jennifer Berg  
 Phone #: 415-820-7947  
 E-mail: jberg@bayareametro.gov  
 E-mail Disposition Notice to: Tberg@bayareametro.gov

EXPLANATION OF UTILITY TYPE

ELC = Electric      GAS = Gas      WATER = Water  
 PLC = Pipeline      HEAT = Heat

(Date Submitted / Received Stamp by CPUC)

October 29, 2018

Advice Letter (AL) #: 9B-A

Tier Designation: 2

Subject of AL: 2019 Annual Energy Efficiency Program and Portfolio Budget Request for the San Francisco Bay Area Regional Energy Network (BayREN)

Keywords (choose from CPUC listing): Energy Efficiency, Compliance

AL Type:  Monthly  Quarterly  Annual  One-Time  Other

If AL submitted in compliance with a Commission order, indicate relevant Decision/Resolution #: D.15-10-028; D.18-05-041

Does AL replace a withdrawn or rejected AL? If so, identify the prior AL: N/A

Summarize differences between the AL and the prior withdrawn or rejected AL: N/A

Confidential treatment requested?  Yes  No

If yes, specification of confidential information:

Confidential information will be made available to appropriate parties who execute a nondisclosure agreement. Name and contact information to request nondisclosure agreement/ access to confidential information:

Resolution required?  Yes  No

Requested effective date: 11/29/18

No. of tariff sheets: 0

Estimated system annual revenue effect (%): N/A

Estimated system average rate effect (%): N/A

When rates are affected by AL, include attachment in AL showing average rate effects on customer classes (residential, small commercial, large C/I, agricultural, lighting).

Tariff schedules affected:

Service affected and changes proposed<sup>1</sup>: N/A

Pending advice letters that revise the same tariff sheets: N/A

Protests and all other correspondence regarding this AL are due no later than 20 days after the date of this submittal, unless otherwise authorized by the Commission, and shall be sent to:

CPUC, Energy Division  
Attention: Tariff Unit  
505 Van Ness Avenue  
San Francisco, CA 94102  
Email: [EDTariffUnit@cpuc.ca.gov](mailto:EDTariffUnit@cpuc.ca.gov)

Name: Gerald Lahr  
Title: Assistant Director - Energy Programs, MTC  
Utility Name:  
Address: 375 Beal Street, 7th Floor  
City: San Francisco State: California  
Telephone (xxx) xxx-xxxx: 415-820-7908  
Facsimile (xxx) xxx-xxxx:  
Email: [lahr@bayareametro.gov](mailto:lahr@bayareametro.gov)

Name:  
Title:  
Utility Name:  
Address:  
City: State: Wyoming  
Telephone (xxx) xxx-xxxx:  
Facsimile (xxx) xxx-xxxx:  
Email:

ENERGY Advice Letter Keywords







Affiliate	Direct Access	Preliminary Statement
Agreements	Disconnect Service	Procurement
Agriculture	ECAC / Energy Cost Adjustment	Qualifying Facility
Avoided Cost	EOR / Enhanced Oil Recovery	Rebates
Balancing Account	Energy Charge	Refunds
Baseline	Energy Efficiency	Reliability
Bilingual	Establish Service	Re-MAT/Bio-MAT
Billings	Expand Service Area	Revenue Allocation
Bioenergy	Forms	Rule 21
Brokerage Fees	Franchise Fee / User Tax	Rules
CARE	G.O. 131-D	Section 851
CPUC Reimbursement Fee	GRC / General Rate Case	Self Generation
Capacity	Hazardous Waste	Service Area Map
Cogeneration	Increase Rates	Service Outage
Compliance	Interruptible Service	Solar
Conditions of Service	Interutility Transportation	Standby Service
Connection	LIEE / Low-Income Energy Efficiency	Storage
Conservation	LIRA / Low-Income Ratepayer Assistance	Street Lights
Consolidate Tariffs	Late Payment Charge	Surcharges
Contracts	Line Extensions	Tariffs
Core	Memorandum Account	Taxes
Credit	Metered Energy Efficiency	Text Changes
Curtable Service	Metering	Transformer
Customer Charge	Mobile Home Parks	Transition Cost
Customer Owned Generation	Name Change	Transmission Lines
Decrease Rates	Non-Core	Transportation Electrification
Demand Charge	Non-firm Service Contracts	Transportation Rates
Demand Side Fund	Nuclear	Undergrounding
Demand Side Management	Oil Pipelines	Voltage Discount
Demand Side Response	PBR / Performance Based Ratemaking	Wind Power
Deposits	Portfolio	Withdrawal of Service
Depreciation	Power Lines	

**CONTRACT APPROVAL SHEET**

AGENCY:	ABAG\BayREN	Contract Tracker #:		Contract No. (Acctg. use only):	
NAME OF CONTRACTOR/CONSULTANT:	City and County of San Francisco				
PROJECT TITLE:	BayREN Program Implementation Plan for 2019				
	Amount	Approval by ED or Committee (specify)	Committee Approval Date <i>Attach most recent signed Comm. memo</i>	Grant/Allocation Name	Grant No./ Allocation No./ Funding Source (Acctg.)
Original Contract:	\$2,948,331	ABAG Exec.Bd	11/15/18	BayREN	2307: \$1,997,691 2309: \$950,640
				Federal Funds:	Yes <input type="checkbox"/> No <input checked="" type="checkbox"/>
<i>*If yes, please complete the form saved at J:\CONTRACT\Contract Formats\FORMATS\10c.pdf</i>					
Amend #1:			2307: \$1,997,691 = 403.1721.20.5300/1721.F - 2307.6000		
Amend #2:			2309: 950,640 = 403.1721.20.5300/1721 - 2309.6000		
Amend #3:					may 12/12/18
Work Item:	1721	Sole Source: Yes: No <input checked="" type="checkbox"/> N/A delete 2 check marks. If yes, attach signed sole source justification:			
Fiscal Years:	FY 18-19 / CY 2019	Insurance Exceptions:			
Insurance Code:					
Contractor Contact/Email:	Deborah Raphael   deborah.raphael@sfgov.org				
Contractor Address:	1455 Market Street, Suite 1200 San Francisco, CA 94103				

J:\CONTRACT\Contract-Now\CON 18-19\ABAG\Energy\BayREN\Calendar Year 2019\San Francisco\Contract Routing Form.docx

**REVIEW LIST**

Project Manager:		Date:	12-14-18
	Jenny Berg	Pre Award Audit Required:	Yes <input type="checkbox"/> No <input type="checkbox"/>
		Public Works:	Yes <input type="checkbox"/> No <input type="checkbox"/>
Section Director:	N/A -- Signs as Deputy Executive Director	Date:	
	Brad Paul		
Budget Review:		Date:	12/12/18
	Suzanne Bode-MTC/Sonia Elsonbaty-BATA/MTU SAFE		
Contract Administration:		Date:	12/12/18
	Denise Rodrigues/Michael Brinton/Andrew Nguyen/Edward Phillips		
IT Review:	N/A	Date:	
	Nick Roethel/Valerie Campbell		
Office of General Counsel:		Date:	12/19/18
	Cynthia Segal/Matt Lavrinets/Leslie Miessner		
Deputy Executive Director:		Date:	12/17/18
	Andrew B. Premier/Alix A. Boekelman/Brad Paul		
Finance Section:		Date:	12/15/18
	Brian Mayhew		

RECEIVED  
DEC 17 2018  
MTC LEGAL DEPT

Includes DBE review for all federally-funded contracts.  
Reviews all procurements and contracts from OPS, EPS, TSS, BATA, BAHA, MTC SAFE, and BAIFA funded work.  
Reviews all procurements and contracts from Planning, PAA, LPA and ADS.  
Reviews all procurements and contracts from ABAG for Estuary Partnership, Energy Program, Insurance Program, and Finance Authority.

FUNDING AND IMPLEMENTATION AGREEMENT FOR 2019  
- BAYREN PROGRAM IMPLEMENTATION PLAN -  
ASSOCIATION OF BAY AREA GOVERNMENTS AND CITY AND COUNTY OF SAN FRANCISCO

- A. Parties. The parties to this Agreement (Agreement) are the Association of Bay Area Governments (ABAG), whose address is 375 Beale Street, Suite 700, San Francisco, CA 94105, and the City and County of San Francisco, whose address is City and County of San Francisco, 1455 Market St., Suite 1200, San Francisco, CA 94103.
- B. BayREN. The San Francisco Bay Area Regional Energy Network (BayREN) consists of ten (10) public entities: Association of Bay Area Governments (ABAG), City and County of San Francisco (SF), Energy Council (StopWaste), County of Contra Costa (Contra Costa), County of Marin (Marin), County of Napa (Napa), County of San Mateo (San Mateo), County of Santa Clara (Santa Clara), County of Solano (Solano), and Regional Climate Protection Authority ("RCPA"), on behalf of Sonoma County, (referenced collectively or generically as Members) that have entered into Restated and Revised Memorandum of Understanding with regards to the San Francisco Bay Area Regional Energy Network (MOU).
- C. CPUC Decision. On October 28, 2016 the California Public Utilities Commission (CPUC) issued D.15-10-028 (2016 Decision) approving, among other things, budget to fund implementation of activities through 2025. The budget was reaffirmed by the CPUC in D.18-05-041, issued on June 5, 2018. These Decision also directed Pacific Gas & Electric Company (PG&E) to enter into an annual contract with ABAG to provide funding for the activities identified in the existing and revised BayREN Program Implementation Plans (PIP).
- D. ABAG-PG&E Funding Agreement. Effective January 1, 2017, ABAG, on behalf of BayREN, and PG&E entered into an agreement denominated under PG&E's nomenclature as Contract Work Authorization No. 2501322994 and Contract Work Authorization No. 2501322995, to Contract No. 4400007460, including Master Service Agreement (MSA) No. 4400007460 (collectively, 2017 Funding Agreement); Contract Work Authorization No. C6252, CO 6 provides BayREN funding through 2019.

## TERMS AND CONDITIONS

### I. Definitions.

- (a) "Assigned 2019 Scope of Work (SOW)" means the tasks and requirements of the PIP that are initially assigned to the City and County of San Francisco in this Agreement as it may be modified from time to time under this Agreement.
- (b) "2019 Allocated Budget" means the funds available under the Agreement that are initially allocated to the City and County of San Francisco in this Agreement for implementing the Assigned 2019 SOW as it may be modified from time to time under this Agreement.
- (c) "Incentives" means the funds available to pay property owners or contractors upon successful completion of an approved energy efficiency project that meets the requirements of the PIP.
- (d) "Revolving Loans" means funds available as loans to property owners to be used to pay for approved energy efficiency retrofits, and then repaid to ABAG to make subsequent loans pursuant to the PIP.

2. PIP Implementation. All Members, including the City and County of San Francisco, agree that the primary purpose of this Agreement is to successfully implement the PIP that the coordinated and collaborative process set forth in the Restated and Revised MOU, executed by all BayREN Members in 2015, is the agreed upon means for the Members to do so and that strategic management of the implementation is a critical part of the approach.

- (a) The Members, including the City and County of San Francisco, have agreed on the initial overall assignment of tasks and requirements of the PIP, and the allocation of the associated funding, to individual Members including the City and County of San Francisco, set forth in Attachment I for 2019.
- (b) The Members, including the City and County of San Francisco, have agreed on the initial assignment of tasks and requirements for individual programs in all the 2019 SOWs, and the allocation of the associated funding, to individual Members. The City and County of San Francisco has been assigned tasks, requirements and budgets for a particular program. An attachment describing the corresponding scope of work and budget is attached to this Agreement and numbered as follows:
  - (1) Single Family Scope of Work and Budget, Attachment 1A for 2019
  - (2) Multifamily Scope of Work and Budget, Attachment 1B for 2019
  - (3) Codes and Standards Scope of Work and Budget, Attachment 1C for 2019
  - (4) Commercial Scope of Work and Budget, Attachment 1D for 2019
  - (5) Water Bill Savings Program Scope of Work and Budget, Attachment 1E for 2019
  - (6) Green Labeling Program Scope of Work and Budget, Attachment 1F for 2019
- (c) The maximum hourly rates for each labor category for the City and County of San Francisco's employees performing under this Agreement are set forth in Attachment 2 for 2019. The City and County of San Francisco may invoice for the actual employee hours expended in performing under this Agreement at an hourly rate up to the maximum rate.
- (d) The City and County of San Francisco acknowledges that:



- (1) Other Members, except ABAG, are third party beneficiaries of this Agreement;
- (2) ABAG and each of the other Members will enter into an agreement comparable to this Agreement whereby each other Member, including ABAG, will accept the initial assignment of tasks and requirements of the 2019 PIP and the associated allocation of funding set forth in Attachment I for 2019 and Attachment IA through Attachment IF, if any; and

(e) The City and County of San Francisco is a signatory to the Restated and Revised MOU. The City and County of San Francisco intends to participate in the activities conducted under the Restated and Revised MOU throughout the term of this Agreement.

### 3. Maximum Budget and Allocated Budget.

(a) The initial Allocated 2019 Budget for the City and County of San Francisco is Two Million, Nine-Hundred-Forty-Eight Thousand, Three Hundred Thirty-One Dollars (\$2,948,331) as described in Attachment I.

(b) Draws on Incentives, Guarantees and Revolving Loans funds are not included in the Maximum or Allocated Budget.

### 4. Reimbursement Process.

(a) Pursuant to contract for services dated May 30, 2017, the Metropolitan Transportation Commission (MTC), will reimburse the City and County of San Francisco based on time expended in implementing the 2019 SOWs. The amount of the reimbursement will be based on the invoices submitted by the City and County of San Francisco. The City and County of San Francisco will not charge, and MTC will not pay, any additional sums for work performed, except for allowed reimbursable costs.

(b) The City and County of San Francisco will be paid in arrears, based upon invoices submitted by County of San Francisco to MTC. The City and County of San Francisco will submit invoices for payment no more frequently than once monthly. MTC will promptly review the City and County of San Francisco's invoices, approve or disapprove them for payment and submit approved invoices to PG&E. MTC will pay the City and County of San Francisco within ten (10) working days after receipt of payment from PG&E. Each invoice shall specify the hourly rates for the individuals, or categories of individuals, as the case may be, that are listed in Attachment 2 for 2019. The invoice will separately itemize reimbursable costs and other allowable charges with supporting documentation attached.

5. Assurances and Warranties Regarding Implementation of PIP. The City and County of San Francisco acknowledges that under the 2019 Funding Agreement, ABAG provided PG&E certain assurances and warranties regarding implementation of the PIP and that such assurance and warranties rest upon the actions of individual Members' implementation of their assigned tasks and requirements. The City and County of San Francisco acknowledges that ABAG entered into the 2019 Funding Agreement and this Agreement and that each of the Members entered into an agreement comparable to this Agreement in reliance on the City and County of San Francisco's representations and warranties.

(a) The City and County of San Francisco represents and warrants to each of the other Members, including ABAG, that it will implement, or cause to be implemented, the 2019 SOWs in conformity with the Decision and all applicable Federal, State (CPUC), and local statutes, regulations and administrative decisions, rulings and guidelines.

(b) The City and County of San Francisco warrants to each of the other Members, including ABAG, that it will implement, or cause to be implemented, the 2019 SOW with the degree of skill and care that is required by current, good and sound professional procedures and practices, and in conformance with generally accepted professional standards prevailing at the time the 2019 SOW is implemented so as to ensure that the services performed are correct and appropriate for the purposes contemplated in this Agreement and related specifications.

6. Infringement Protection. The City and County of San Francisco represents to each of the other Members, including ABAG, that the material to be prepared under this Agreement will not infringe upon the copyright, patent or license, or otherwise violate the proprietary rights, including trade secret rights, of any person or entity. The City and County of San Francisco agrees to indemnify and hold each of the other Members, the CPUC and PG&E (for the purposes of this section only, Indemnitees) harmless from and against any and all liabilities, costs and damages arising out of any such infringement, and from any suit, demand or claim made against Indemnitees alleging any such infringement or violation. In addition to the foregoing, if there is such a suit, demand or claim, the City and County of San Francisco agrees, as soon as possible, to either procure for the affected Indemnitee(s) the right to continue using the material, replace the material with non-infringing material or modify it so it becomes noninfringing, provided, however that the replaced or modified material shall be equal to that contracted for hereunder and satisfactory to the affected Indemnitee(s). The City and County of San Francisco further agrees to pay any judgment or reasonable settlement offer resulting from a suit, demand or claim.

7. Indemnification. All Members, including the City and County of San Francisco, acknowledge that under the 2019 Funding Agreement ABAG has agreed, on behalf of the Members, to indemnify, hold harmless and defend the CPUC and PG&E. In recognition of this obligation, the City and County of San Francisco shall indemnify, hold harmless and defend ABAG, the CPUC, PG&E and their respective members, affiliates, subsidiaries, parent company, commissioners, officers, managers, directors, agents, and employees (for the purposes of this section only, Indemnitees), from and against all claims, demands, losses, damages, costs, expenses, and liability (legal, contractual, or otherwise), which arise from or are in any way connected with any:

(a) injury to or death of persons;

(b) injury to property;

(c) violation of local, state, or federal common law, statute or regulation, including but not limited to environmental laws or regulations;

(d) strict liability imposed by any law or regulation;

so long as such injury, violation, or strict liability (as set forth in subsections (a) - (d) above) arises from the City and County of San Francisco's performance of, or failure to perform, this Agreement, however caused excepting only such loss, damage, cost, expense, liability, strict liability, or violation of law or regulation that is caused by the sole negligence or willful misconduct of the Indemnitees.

8. Termination. This Agreement will terminate effective December 31, 2019 or the date the 2019 Funding Agreement is terminated, whichever occurs earlier.

9. Records/Audit. The City and County of San Francisco shall keep complete and accurate books and records of all financial aspects of its relationship with MTC in accordance with generally-accepted accounting principles. The City and County of San Francisco shall permit authorized representatives of MTC and/or PG&E or the CPUC to inspect, copy, and audit all data and records of the City and County of San Francisco relating to its performance of services under this Agreement. The City and County of San Francisco shall maintain all such data and records in accordance with the requirement of the 2019 Funding Agreement.

10. Headings. The descriptive headings used in this Agreement are for convenience only and shall not control or affect the meaning or construction of any of its provisions.

11. Governing Law. This Agreement will be construed and enforced in accordance with the laws of the State of California.

12. Severability. Should any part of this Agreement be declared unconstitutional, invalid, or beyond the authority of either party to enter into or carry out, such decision shall not affect the validity of the remainder of this Agreement, which shall continue in full force and effect; provided that, the remainder of this Agreement can, absent the excised portion, be reasonably interpreted to give effect to the intentions of the parties.

IN WITNESS WHEREOF, the City and County of San Francisco has duly executed this Agreement, or caused it to be duly executed, and ABAG has duly executed this Agreement, or caused it to be duly executed.

City and County of San Francisco

Dated: \_\_\_\_\_



Deborah Raphael  
Director, San Francisco Department of  
Environment

Attest:


\_\_\_\_\_  
Clark of the Board of Supervisors  
Dated: \_\_\_\_\_

Approved as to form and legality:


\_\_\_\_\_  
Deputy County Counsel

Association of Bay Area Governments

Dated: 1/10/19

  
\_\_\_\_\_  
Steve Heminger  
Metropolitan Transportation Commission  
Executive Director  
Acting pursuant to the Contract for Services  
dated May 30, 2017.

Approved as to form:

  
\_\_\_\_\_  
Adrienne D. Weil  
Metropolitan Transportation Commission  
General Counsel

J:\CONTRACTS\contracts-New\CON-18-19\ABAG\Energy\BayREN\Calendar Year 2019\San Francisco\BayREN Implementation Agreement  
2019\_SFC final.docx

## ATTACHMENT 1A for 2019

### City and County of San Francisco

#### Scope of Work

#### BayREN Single Family Program

Budget NTE: \$89,204

The BayREN Counties will provide services in their jurisdictions to support the BayREN Single Family program. These tasks include local outreach to single family residents (homeowners and renters); contractor recruitment, support and engagement and coordination with the BayREN Single Family Committee and Coordinating Circle. The total budget for the City and County of San Francisco is \$89,204. Tasks below are based on local budget and capacity to deliver services.

#### I. Admin - Cross Link for City and County of San Francisco

**Purpose:** Representing City and County of San Francisco context within BayREN

#### **Role Accountabilities:**

- Removing constraints within BayREN that limit its ability to collaborate and deliver effective programs.
- Seeking to understand Tensions conveyed by any of the City and County of San Francisco's stakeholders applicable to the BayREN programs, and discerning those appropriate to channel into Coordinating Circle for processing.
- Sharing the perspective of the City and County of San Francisco stakeholders to the Coordinating Circle.
- Communicating with City and County of San Francisco's stakeholders about BayREN programs and activities.
- Sharing progress, performance, and strategic data and information with the Coordinating Circle.
- Coordinating with local Energy Watch/Local Government Partnership and other City and County of San Francisco programs.
- Establishing that a member has been selected by its County to act on its behalf.
- Ensuring that the member has expertise and experience in energy-related project management and implementation.
- Ensuring invoices and reporting are submitted to Program Administrator in a timely manner.
- Developing and reviewing program performance, and program and pilot recommendations.
- Reviewing and authorizing program changes.
- Coordinating with other Regional Energy Networks, e.g., program implementation tactics, program design, program performance, mutual objective-building, etc.

- Implementing BayREN communication strategies in the City and County of San Francisco.

## 2. Marketing & Outreach – Single Family Local Outreach

**Purpose:** Support the Single Family program at the County level

**Role Accountabilities:**

- Providing program support and information to potential and participating contractors active within the County.
- Establishing five (5) partnership with a local organization to promote the Program.
- Conduct two (2) direct mail campaigns and obtain one (1) mortgage, refinance, or similar mailing list.
- Conduct one (1) media buy for social, digital, and/or out of home ads.
- Organize two (2) homeowner workshops to promote Home Upgrade and Participating Contractors.
- Coordinate two (2) presentations to homeowner community groups, organizations, and/or employers.
- Creating and/or maintaining stakeholder partnerships such as local cities, Energy Watch programs, CleanPowerSF and Community Based Organizations to assist in outreach of the Program.
- Printing of program collateral.
- Collaborating with Home Energy Advisor by sending four (4) emails for lead generation.
- Hosting program information on local website(s) and County social media platforms.
- Providing Program Lead with local information, contacts and data that support and promote the Program.
- Providing Program Lead information on all planned Program related events in the County.
- Reporting on best and highest performing activities to the Single Family Coordinating Circle.
- Reporting on any unsuccessful strategies to the Coordinating Circle.
- Analyzing local Program performance to identify gaps and recommendations to Program Lead.
- Coordinating with Rising Sun to identify not-yet-reached communities in the County.
- Sharing with the Single Family Coordinating Circle Program marketing material developed by the County.
- Aid in the development of updated marketing strategies, messaging, creative, and collateral as needed for the new 2019 program design.
- Ensure audience cultural and language needs are accommodated with appropriate translation and messaging.

**Budget:**

<b>Task</b>	<b>Budget</b>
Administration	\$14,000.00
Implementation	\$0.00
Marketing & Outreach	\$75,204
<b>Total</b>	<b>\$89,204</b>

**ATTACHMENT 1B for 2019**  
**City and County of San Francisco**

**Scope of Work**

**BayREN Multifamily Program**

**Budget NTE: \$377,000**

Each of the BayREN participating members, including the City and County of San Francisco, will provide services in their jurisdictions to support the BayREN Multifamily program. These tasks include local outreach to recruit property owners, support to the consultant providing technical assistance services to local property owners, assistance with recruiting contractors for trainings, and coordination with the BayREN Multifamily Committee and Coordinating Circle. The total budget for the City and County of San Francisco is \$377,000.

**1. Admin - Cross Link for City and County of San Francisco**

**Purpose:** Representing the City and County of San Francisco context within BayREN

**Role Accountabilities:**

- Removing constraints within BayREN that limit its ability to collaborate and deliver effective programs
- Seeking to understand Tensions conveyed by any of City and County of San Francisco's stakeholders applicable to the BayREN programs, and discerning those appropriate to channel into Coordinating Circle for processing
- Sharing the perspective of City and County of San Francisco's stakeholders
- Communicating with City and County of San Francisco's stakeholders about BayREN programs and activities
- Sharing progress, performance, and strategic data and information with the Coordinating Circle
- Coordinating with local Energy Watch/Local Government Partnership and other City and County of San Francisco programs
- Establishing that member has been selected by its county to act on its behalf
- Ensuring that member has expertise and experience in energy-related project management and implementation
- Ensuring invoices and reporting are submitted to Program Administrator in a timely manner
- Developing and reviewing program performance, and program and pilot recommendations
- Reviewing and authorizing program changes



- Coordinating with other Regional Energy Networks, e.g., program implementation tactics, program design, program performance, mutual objective-building, etc.
- Implementing BayREN communication strategies in the City and County of San Francisco

## 2. Implementation – Multifamily Technical Assistance

**Purpose:** Provide excellent customer service and value to property owners while maximizing energy savings from projects.

**Role Accountabilities:**

- Maintaining consistency of service between technical assistance providers
- Ensuring that program meets projected energy savings targets
- Advising and assisting property owners in developing eligible scopes of work
- Referring property owners to other programs
- Developing and refining program software tools
- Conducting onsite surveys of potential projects and quality assurance on completed projects
- Delivering training for multifamily contractors

## 3. Marketing and Outreach – Local Outreach

**Purpose:** Support the multifamily program at the county level

**Role Accountabilities:**

- Recruiting property owners and contractors through local activities and events
- Ensuring outreach is done in all jurisdictions within the member county (towns, cities, unincorporated areas, etc.)
- Planning and organization of two local outreach activities
- Coordinating with cities within the County, Energy Watch/Local Government Partnership, and other local programs
- Hosting program information on local website(s) and suggesting local media and social media outlets for program content
- Providing Program Lead with local information, contacts and data that support and promote the Program
- Gathering information needed for assembling workable multifamily property owner contact lists
- Reporting on best and highest performing activities to the Multifamily Circle
- Coordinating with local jurisdictions on ways to recognize past multifamily program participants
- Supporting lead link with market analysis studies by providing outreach data requested
- Working with local jurisdictions to distribute case study content through available media (press releases, websites, newsletters, social media, etc.)

**Budget:**

Task	Budget
Administration	\$12,000.00
Implementation	\$350,000.00
Marketing & Outreach	\$15,000.00
<b>Total</b>	<b>\$377,000.00</b>

**ATTACHMENT 1C for 2019**  
**City and County of San Francisco**  
**Scope of Work**  
**BayREN Codes & Standards Program**  
**Budget NTE: \$95,500**

The BayREN Counties will provide services in their jurisdictions to support the BayREN Codes & Standards Program. These tasks include: coordination with the BayREN Codes and Standards Committee and Coordinating Circle; promotion of trainings, over the counter and electronic compliance improvement tools, regional forums, and reach code and zero net energy (ZNE) policy resources; and engagement with the Bay Area chapters of the International Code Council (ICC), City and County Board of Supervisors and other key stakeholders (local contractor and building professional groups/associations, property owner and building operator associations, etc.). The total budget for San Francisco is \$95,500. Tasks below are assigned based on local budget and capacity to deliver services.

**I. Admin - Cross Link for City and County of San Francisco**

**Purpose:** Representing City and County of San Francisco context within BayREN

**Role/Accountabilities:**

- Removing constraints within BayREN that limit its ability to collaborate and deliver effective programs
- Seeking to understand Tensions conveyed by any of City and County of San Francisco stakeholders applicable to the BayREN programs, and discerning those appropriate to channel into Coordinating Circle for processing
- Sharing the perspective of City and County of San Francisco's stakeholders
- Communicating with City and County of San Francisco's stakeholders about BayREN programs and activities
- Sharing progress, performance, and strategic data and information with the Coordinating Circle
- Coordinating with local Energy Watch/Local Government Partnership and other City and County of San Francisco programs
- Establishing that a member has been selected by a county to act on its behalf
- Ensuring that member has expertise and experience in energy-related project management and implementation
- Ensuring invoices and reporting are submitted to Program Administrator in a timely manner

- Developing and reviewing program performance, and program and pilot recommendations.
- Reviewing and authorizing program changes.
- Implementing BayREN communication strategies in City and County of San Francisco.
- Attending and participating in BayREN Coordinating Circle and Committee calls and meetings.

## 2. Implementation – Codes Program Participation & Local Outreach

**Purpose:** Support the Codes & Standards program at the county level.

### **Role Accountabilities:**

- Communicating regularly with City and County of San Francisco stakeholders, including local Energy Watch/Local Government Partnerships, about BayREN Codes projects and activities.
- Sharing the perspective of City and County of San Francisco stakeholders with the Codes and Standards Committee and Program Lead as appropriate.
- Seeking to understand tensions conveyed by any of City and County of San Francisco stakeholders applicable to the BayREN Codes Program, and discerning those appropriate to channel into the Codes & Standards Committee or the Coordinating Circle for processing.
- Promoting quarterly Forum events, including providing email, phone and other marketing assistance.
- Recruiting local governments to host BayREN standard or specialty trainings, helping coordinate the provision of trainings within the County, and providing suggestions for and input on training topics.
- Supporting and advocating for reach codes and other energy policies at the local government level.
- Providing local coordination and assistance in follow up for jurisdictions that may benefit from or be interested in BayREN compliance improvement tools.
- Providing Program Lead with local information, contacts and data that support and promote the Program.
- Analyzing local program performance to identify gaps and recommendations to Program Lead.
- Sharing information with the Codes and Standards Committee regularly, including providing at least one presentation per year to the Committee on a best practice, a county project, information from a conference or workshop, or another codes-related topic.

### Implementation – Reach Code & Policy Working Group

**Purpose:** Assist with exploring, identifying, and supporting activities to encourage and enable adoption and implementation of local government reach codes and other local, regional and state energy policies.

#### **Role Accountabilities:**

- Participating in Reach Code & Policy Working Group calls and meetings
- Providing support for local governments within City and County of San Francisco interested in adopting a reach code or energy policy
- Sharing information with the Working Group regarding local interests and activities related to reach codes and energy policies
- Contributing to the design of BayREN activities to support reach codes and energy policies

### Implementation – Technical Advisor

**Purpose:** Provide technical advice to BayREN county representatives and the Program Lead, particularly related to reach codes and code development.

#### **Role Accountabilities:**

- Provide technical information, resources, and advices to county representatives and the Program Lead as needed
- Share technical perspective and advice on committee calls as appropriate
- Work to increase technical knowledge

### Implementation – Lead for Zero Energy Performance Index (zEPI) Tool

**Purpose:** Support development of and expanded use of the Zero Energy Performance Index (zEPI) Tool.

#### **Role Accountabilities:**

- Providing review and oversight of Consultant work as necessary to accomplish other accountabilities. Budget includes approximately \$42,000 for consultant assistance.
- Updating estimates for prototypes under the 2019 California Building Code and determining other updates that may be useful.
- Reviewing work products to date with the BayREN Reach Code committee. Existing products include: zEPI scoring methodology expansion to municipal buildings; zEPI targets for Title 24 2016 in Climate Zones 2, 3, 4, and 12; an online tool for setting energy performance targets, gauging rough feasibility of site ZNE, and verifying whether performance goals were met; research report and literature review; example reach code language, and checklists for review at design and operational reporting stages. Each of these components are prototypes - sufficient for demonstration and refinement.

- Revising example reach code language based on peer input from BayREN jurisdiction staff, to provide a regional policy template.
- Identifying necessary improvements to the BayREN Energy Performance Target-setting and Performance Verification tool, and implementing such improvements as both mutually agreed upon and consistent with the project budget.
- Leading/facilitating two presentations on zEPI and outcome-based reach codes, at least one of which will be aimed at Bay Area local government staff.
- Requesting technical feedback from appropriate experts and agencies, and addressing any issues identified.
- Refining and testing zEPI for the purpose of outcome-based energy codes.

**Budget**

Task	Budget
Administration	\$2,500.00
Implementation	\$93,000.00
Marketing & Outreach	\$0.00
<b>Total</b>	<b>\$95,500.00</b>

ATTACHMENT 1D for 2019  
City and County of San Francisco  
Scope of Work  
BayREN Commercial Program

Budget NTE: \$2,374,127

City and County of San Francisco is the regional lead for the Commercial subprogram, and as such, funds have been allocated for roles that are required of a program lead. Each of the BayREN participating members, including the City and County of San Francisco, will provide services in their jurisdictions to support the Commercial subprogram. City and County of San Francisco's primary tasks include administration, implementation and marketing for Pay-for-Performance (P4P), Microloan and Commercial Properties Assessed Clean Energy (C-PAACE). Additional tasks include outreach and marketing to targeted, regional small and medium business (SMB) and continuing coordination with the BayREN Commercial Committee and Coordinating Circle. The total budget for the City and County of San Francisco is \$2,374,128, which includes \$950,640 for incentives.

**1. Admin - Cross Link for City and County of San Francisco**

**Purpose:** Representing City and County of San Francisco context within BayREN

**Role Accountabilities:**

- Removing constraints within BayREN that limit its ability to collaborate and deliver effective programs
- Seeking to understand Tensions conveyed by any of the City and County of San Francisco's stakeholders applicable to the BayREN programs, and discerning those appropriate to channel into Coordinating Circle for processing
- Sharing the perspective of City and County of San Francisco's stakeholders
- Communicating with City and County of San Francisco's stakeholders about BayREN programs and activities
- Sharing progress, performance, and strategic data and information with the Coordinating Circle
- Coordinating with local Energy Watch/Local Government Partnership and other programs
- Establishing that member has been selected by its county to act on its behalf
- Ensuring that member has expertise and experience in energy-related project management and implementation
- Ensuring invoices and reporting are submitted to Program Administrator in a timely manner
- Developing and reviewing program performance, and program and pilot recommendations
- Reviewing and authorizing program changes

- Coordinating with other Regional Energy Networks, e.g., program implementation tactics, program design, program performance, mutual objective-building, etc.
- Implementing BayREN communication strategies in the City and County of San Francisco

## 2. Admin – Regulatory and Policy Support

**Purpose:** Provide regulatory and policy support to BayREN

**Role Accountabilities:**

- Monitoring key CPUC proceedings and legislation that could affect BayREN and highlighting key decisions or opportunities for engagement
- Cultivating relationships with key stakeholders, such as CPUC staff and Commissioner aides and advisors, elected officials, to increase awareness of BayREN
- Assisting Program Administrator in shaping regulatory/legislative strategy and agenda
- Identifying potential funding sources for BayREN outside of traditional ratepayer sources

## 3. Implementation – Lead Link

**Purpose:** Optimize regional Commercial program performance

**Role Accountabilities:**

- Ensuring Commercial Circle members receive timely and useful updates regarding Program budget and administrative issues, program performance, challenges, successes
- Allocating Commercial resources incorporating the input from circle members
- Assigning Commercial roles, monitoring fit for role, providing feedback to enhance fit and removing Partners from roles incorporating the input from circle members
- Assessing and defining priorities and strategies for the Commercial Circle incorporating the input from circle members
- Defining and assigning metrics for the Commercial Circle

## 4. Implementation – Coordination

**Purpose:** Provide smooth day-to-day program implementation

**Role Accountabilities:**

- Hosting Commercial Circle meetings and participating in BayREN working groups
- Pre-screening of properties and desktop review of rebate requests
- Integrating applicable financing programs with BayREN Commercial technical assistance.



- Coordinating with BayREN members, ABAG, PG&E, CPUC, and EM&V consultants.
- Reporting on program progress to BayREN members and supporting Program Administrator in responding to data requests
- Adapting and adjusting program as needed
- Monitoring regulatory activities that impact program and representing Program in relevant stakeholder groups, committees and advisory groups
- Subcontracting and/or managing technical sub-consultant teams as described below:
  1. Pay-for-Performance (P4P) project aggregators (“Allies”) providing services to deliver projects and accept P4P incentives.
  2. Third-party implementer (“Building Performance Advisor” or BPA) who provides technical assistance services to small and medium businesses (SMBs) and tracking program and savings.
  3. Third-party measurement and verification (M&V) contractor providing a M&V platform to calculate savings and Ally incentive payments.
  4. Lender and servicing entity providing funding and marketing and technical support for the Microloan programs.
  5. Technical assistance provider supporting contractors developing projects suitable for C-PACE financing.

#### 5. Implementation – Technical Assistance

**Purpose:** Provide customer service and value to small and medium businesses, commercial property owners and managers, installation contractors and other partners, while maximizing energy savings from projects.

**Role Accountabilities:**

- Maintaining consistency and high levels of service from technical assistance providers (Allies, BPA, C-PACE consultant & Microloan lender)
- Ensuring that program meets projected energy savings targets
- Advising and assisting eligible customers in developing scopes of work
- Facilitating customer referrals to other programs
- Procuring and/or developing, and refining program software tools
- Conducting onsite surveys of potential projects and quality assurance on completed projects

#### 6. Implementation – Accounting

**Purpose:** Proper handling of utility ratepayer funds

**Role Accountabilities:**

- Monitoring and forecasting budget, expenditures, and receivables
- Conducting double-dipping prevention check
- Adhering to regulatory requirements and guidelines
- Processing property owner rebates and subconsultant invoices

- Submitting monthly invoices and reporting

## 7. Marketing and Outreach – Local Outreach

**Purpose:** Support the Commercial program at the county level

**Role Accountabilities:**

- Recruiting eligible customers through local activities and events
- Ensuring outreach is done in all jurisdictions within the member county (towns, cities, unincorporated areas, etc.)
- Planning and organizing of local outreach activities across BayREN counties
- Coordinating with cities within the County, Energy Watch/Local Government Partnerships, and other local programs
- Hosting program information on local website(s) and suggesting local media and social media outlets for program content
- Requesting local information, contacts and data from BayREN Commercial Circle members that support and promote the Program
- Gathering information needed for assembling workable Commercial customer list
- Reporting on best and highest performing activities to the Commercial Circle
- Coordinating with local jurisdictions on ways to recognize past Commercial program participants
- Requesting outreach data for market analysis studies
- Working with local jurisdictions to distribute case study content through available media (press releases, websites, newsletters, social media, etc.)

## 8. Marketing and Outreach – Regional Outreach

**Purpose:** Coordinate the Commercial program outreach at the regional level

**Role Accountabilities:**

- Developing outreach plan and collateral with input of Commercial Circle, conducting regional outreach, and coordinating local outreach
- Coordinating county-level outreach scopes and activities to maximize regional effectiveness
- Procuring regional outreach and marketing resources including printed collateral, earned media, and paid web media

## 9. Incentives

The City and County of San Francisco has passed the Pacific Gas & Electric Company's (PG&E) Data Security clearance. The City and County of San Francisco will contract with a qualified third-party, who has also cleared PG&E's Data Security clearance, to process and pay incentive payments to contracted Allies and Participants. The total incentive budget is also set forth in Attachment 1 to this Funding and Implementation Agreement. City and County of San Francisco and its contractor will operate the incentive payment process in compliance with all applicable regulations, rules and protocols, including the

requirements of the Funding Agreement (PG&E's MSA No. 4400007460 and associated document denominated as CWA No. 2501322994) as follows:

1. Section 10, *Confidentiality of Exhibit A, Contingent Provisions*
2. Exhibit 5, *Confidentiality and Data Security*
3. Exhibit 6, *Non-Disclosure and Use of Information Agreement*
4. Sections 2.3 (Project Permit Certification), 3.8.3 (Invoices for Incentives) and 3.8.6 (Advance Payment of Incentives) of Exhibit B, *Specific Conditions*; and
5. The double dipping procedures developed pursuant to section 2.2.2 of Exhibit B, *Specific Conditions*, attached as Exhibit 1D-1 (below)

City and County of San Francisco will submit a sample of all program documents to PG&E Program Manager with project permit certification language for PG&E's approval.

City and County of San Francisco will comply with all provisions of Attachment 2 to the Funding and Implementation Agreement, including any amendments or revisions.

#### Budget

Task	Budget
Administration	\$12,000.00
Implementation	\$1,235,980.00
Marketing & Outreach	\$175,507.00
Incentives	\$950,640.00
<b>Total</b>	<b>\$2,374,127.00</b>

## Exhibit 1D-1

### PG&E – BayREN Commercial Programs: Double-Dipping Prevention Procedures

It is a priority of PG&E and the BayREN P4P program that participants in ratepayer funded programs do not receive multiple ratepayer incentives for the same installed measure(s). The PG&E and BayREN P4P programs will use the following procedures to prevent “double-dipping” 1) between the PG&E and BayREN programs, and 2) from other PG&E programs offered to commercial/SMB properties in 2019-20.

#### Summary of Procedures

*Actions for preventing double-dipping in 2019-2020 program cycle:*

1. Inform program leads, Allies, and participants that they may not apply to multiple programs for the same measures and add explicit language to the terms and conditions of the program participation agreements.
2. Using participant's utility SAID and Account Numbers, and through PG&E's Energy Insight, conduct a double-dip check at the time of rebate reservation.
3. Per the P4P Program Manual, all Participants and Allies must complete and sign a “Declaration of Deemed and Calculated Rebates” for each project. This form clearly identifies measure descriptions, their installation locations, and resulting incentive amounts and energy savings from *concurrent or ex-post* non-BayREN P4P Program participation.
4. Explore automated processes for future cross-check.

In 2019-20, as the BayREN Commercial Program ramps up implementation, BayREN and PG&E program managers will hold recurring calls to review BayREN P4P progress as well as to identify projects that are leveraging PG&E incentives to ensure that the customer is not paid twice for the savings resulting from a measure.

ATTACHMENT 1E for 2019

City and County of San Francisco

Scope of Work

BayREN Water Bill Savings Program

Budget NTE: \$11,500

The City and County of San Francisco will provide local partner utility support for implementation and marketing in its capacity for Water Bill Savings Program. The City and County of San Francisco will provide administrative tasks in its capacity as a Cross Link and for participation in the Coordinating Circle. The total budget is \$11,500.

I. Admin - Cross Link for City and County of San Francisco

Purpose: Representing the City and County of San Francisco context within BayREN

Role Accountabilities:

- Removing constraints within BayREN that limit its ability to collaborate and deliver effective programs
- Seeking to understand Tensions conveyed by any of the City and County of San Francisco's stakeholders applicable to the BayREN programs, and discerning those appropriate to channel into Coordinating Circle for processing
- Sharing the perspective of the City and County of San Francisco's stakeholders
- Communicating with the City and County of San Francisco's stakeholders about BayREN programs and activities
- Sharing progress, performance, and strategic data and information with the Coordinating Circle
- Coordinating with local Energy Watch/Local Government Partnership and other City and County of San Francisco programs
- Establishing that member has been selected by its County act on its behalf
- Ensuring that member has expertise and experience in energy-related project management and implementation
- Ensuring invoices and reporting are submitted to Program Administrator in a timely manner
- Developing and reviewing program performance, and program and pilot recommendations
- Reviewing and authorizing program changes

- Coordinating with other Regional Energy Networks, e.g., program implementation tactics, program design, program performance, mutual objective-building, etc.
- Implementing BayREN communication strategies in the City and County of San Francisco

**2. Implementation – Water Bill Savings Program PAYS Local Outreach**

**Purpose:** Support the Water Bill Savings Program (WBSP) program at the City and County of San Francisco level

**Role Accountabilities:**

- Participating in WBSP planning and meetings as requested by Lead; monthly meetings anticipated; one per partner utility plus one WBSP Program Circle
- Serving as a local contact for WBSP participating utilities in the City and County of San Francisco for questions about BayREN
- Providing Program Lead with local information, contacts and data that support and promote the Program
- Analyzing local program performance to identify gaps and recommendations to Program Lead
- Supporting WBSP partner utilities in outreach to elected officials, staff, customers, the general public, and other stakeholders

**Budget:**

Task	Budget
Administration	\$1,500.00
Implementation	\$10,000.00
Marketing & Outreach	\$0.00
<b>Total</b>	<b>\$11,500.00</b>

ATTACHMENT 1F for 2019

City and County of San Francisco

Scope of Work

BayREN Green Labeling Program

Budget NTE: \$1,000

Green labeling is a critical component of a comprehensive approach to achieve greater energy efficiency in California's homes, the objective of AB 758. Green labeling enables market recognition of the value of a green home during real estate transactions and complements other market transformation strategies such as incentives and financing. The total budget for the Green Labeling Program for the City and County of San Francisco is \$1,000.

1. Admin - Cross Link for the City and County of San Francisco

**Purpose:** Representing City and County of San Francisco context within BayREN

**Role Accountabilities:**

- Removing constraints within BayREN that limit its ability to collaborate and deliver effective programs
- Seeking to understand Tensions conveyed by any of the City and County of San Francisco's stakeholders applicable to the BayREN programs, and discerning those appropriate to channel into Coordinating Circle for processing
- Sharing the perspective of the City and County of San Francisco's stakeholders
- Communicating with the City and County of San Francisco's stakeholders about BayREN programs and activities
- Sharing progress, performance, and strategic data and information with the Coordinating Circle
- Coordinating with Local Energy Watch/Local Government Partnership and other City and County of San Francisco programs
- Establishing that member has been selected by its County to act on its behalf
- Ensuring that member has expertise and experience in energy-related project management and implementation
- Ensuring invoices and reporting are submitted to Program Administrator in a timely manner
- Developing and reviewing program performance, and program and pilot recommendations
- Reviewing and authorizing program changes
- Coordinating with other Regional Energy Networks, e.g., program implementation tactics, program design, program performance, mutual objective-building, etc.

- Implementing BayREN communication strategies in the City and County of San Francisco

**Budget**

Task	Budget
Administration	\$1,000.00
Implementation	\$0.00
Marketing & Outreach	\$0.00
<b>Total</b>	<b>\$1,000.00</b>



ATTACHMENT 2 for 2019

City and County of San Francisco

Class	Job Title	Fiscal Year 2018-2019	Fiscal Year 2019-2020
		FTE Hourly Rate	FTE Hourly Rate
0962_C	Department Head II	\$ 234.63	\$ 242.58
0952_S	Deputy Director II	\$ 190.89	\$ 197.63
5644_C	Principal Environmental Specialist	\$ 154.49	\$ 160.74
5642_C	Senior Environmental Specialist	\$ 141.91	\$ 147.64
5640_C	Environmental Specialist	\$ 129.05	\$ 134.21
5638_C	Environmental Assistant	\$ 115.07	\$ 119.65
1094_C	IT Operations Support Administrator IV	\$ 145.22	\$ 151.52
1823_C	Senior Administrative Analyst	\$ 141.46	\$ 147.17
1543_C	Secretary, Commission on the Environment	\$ 141.00	\$ 146.69
1822_C	Administrative Analyst	\$ 128.22	\$ 137.80
1222_C	Senior Payroll And Personnel Clerk	\$ 117.84	\$ 104.82
1632_C	Senior Account Clerk	\$ 110.01	\$ 122.52

**TO:** Angela Calvillo, Clerk of the Board of Supervisors  
**FROM:** The Department of the Environment  
**DATE:** January 29, 2019  
**SUBJECT:** Accept and Expend Resolution State Grant  
**GRANT TITLE:** 2019 ABAG Award for SF BayREN Implementation

---

Attached please find the original and 4 copies of each of the following:

- Proposed grant resolution; original signed by Department, Mayor, Controller
- Grant information form, including disability checklist
- Grant budget
- Grant application
- Grant award letter from funding agency
- Other (Explain):

**Special Timeline Requirements:**

**Departmental representative to receive a copy of the adopted resolution:**

Name: Lloyd Arcega, Administrative Analyst Phone: 415-355-3716

Interoffice Mail Address:

Certified Copy Required: Yes  No

(Note: certified copies have the seal of the City/County affixed and are occasionally required by funding agencies. In most cases, ordinary copies without the seal are sufficient).

OFFICE OF THE MAYOR  
SAN FRANCISCO



LONDON N. BREED  
MAYOR

TO: Angela Calvillo, Clerk of the Board of Supervisors  
FROM: Kanishka Karunaratne Cheng *KKC*  
RE: Accept and Expend Grant – Association of Bay Area Governments – Bay  
Area Regional Network – Energy Efficiency Program Implementation -  
\$2,948,331  
DATE: February 26, 2019

---

**Resolution authorizing the Department of the Environment to retroactively accept and expend grant funds from the Association of Bay Area Governments (ABAG) in the amount of \$2,948,331 to perform energy efficiency program implementation, as part of a Bay Area Regional Energy Network (BayREN) program, an energy efficiency program for the term from January 01, 2019 to December 31, 2019.**

Please note that Supervisor Brown is a co-sponsor of this legislation.

Should you have any questions, please contact Kanishka Karunaratne Cheng at 415-554-6696.

RECEIVED  
BOARD OF SUPERVISORS  
SAN FRANCISCO  
2019 FEB 26 PM 2:03  
BY *[Signature]*

**FORM SFEC-126:  
NOTIFICATION OF CONTRACT APPROVAL**  
(S.F. Campaign and Governmental Conduct Code § 1.126)

<b>City Elective Officer Information</b> <i>(Please print clearly.)</i>	
Name of City elective officer(s): SF Board of Supervisors	City elective office(s) held: Members, SF Board of Supervisors

<b>Contractor Information</b> <i>(Please print clearly.)</i>	
Name of contractor: <b>Arup North America, Ltd.</b>	
<i>Please list the names of (1) members of the contractor's board of directors; (2) the contractor's chief executive officer, chief financial officer and chief operating officer; (3) any person who has an ownership of 20 percent or more in the contractor; (4) any subcontractor listed in the bid or contract; and (5) any political committee sponsored or controlled by the contractor. Use additional pages as necessary.</i>	
See Attachment	
Contractor address: 560 Mission Street, Suite 700 San Francisco, CA 94105	
Date that contract was approved:	Amount of contract: \$1,500,000
Describe the nature of the contract that was approved: Energy Efficiency Consulting	
Comments:	

This contract was approved by (check applicable):

- the City elective officer(s) identified on this form
- a board on which the City elective officer(s) serves San Francisco Board of Supervisors  
Print Name of Board
- the board of a state agency (Health Authority, Housing Authority Commission, Industrial Development Authority Board, Parking Authority, Redevelopment Agency Commission, Relocation Appeals Board, Treasure Island Development Authority) on which an appointee of the City elective officer(s) identified on this form sits  
Print Name of Board

<b>Filer Information</b> <i>(Please print clearly.)</i>	
Name of filer: Angela Calvillo, Clerk of the Board	Contact telephone number: (415) 554-5184
Address: City Hall, Room 244, 1 Dr. Carlton B. Goodlett Pl., San Francisco, CA 94102	E-mail: Board.of.Supervisors@sfgov.org

Signature of City Elective Officer (if submitted by City elective officer)

Date Signed

Signature of Board Secretary or Clerk (if submitted by Board Secretary or Clerk)

Date Signed

**Contractor Information (Continued)**

**Arup North America Ltd.**

**1. Directors**

Andrew S. Howard  
Leo Argiris  
Matthew Tweedie  
James Quiter

**2. Officers**

Chief Executive Officer: Andrew S. Howard  
Chief Financial Officer: Alan Jennat  
Chief Operating Officer: Leo Argiris

**3. Any Person who has an ownership of 20% or more in the contractor**

None

**4. Subcontractors**

Argos Analytics  
E3  
Ember Strategies  
Efficiency First CA  
Frontier Resources  
Future Web Studio  
Green Info Network  
Open Energy Efficiency  
Radiant Labs  
Slate Policy & Design  
Strategen  
Terra Verde Renewable Partners  
TRC

**5. Any political committee sponsored or controlled by the contractor**

None

**FORM SFEC-126:  
NOTIFICATION OF CONTRACT APPROVAL  
(S.F. Campaign and Governmental Conduct Code § 1.126)**

<b>City Elective Officer Information</b> <i>(Please print clearly.)</i>	
Name of City elective officer(s): Members, SF Board of Supervisors	City elective office(s) held: Members, SF Board of Supervisors

<b>Contractor Information</b> <i>(Please print clearly.)</i>	
Name of contractor: <b>Lab Communications, Inc. (DBA Citizen Group)</b>	
<i>Please list the names of (1) members of the contractor's board of directors; (2) the contractor's chief executive officer, chief financial officer and chief operating officer; (3) any person who has an ownership of 20 percent or more in the contractor; (4) any subcontractor listed in the bid or contract; and (5) any political committee sponsored or controlled by the contractor. Use additional pages as necessary.</i>	
<ul style="list-style-type: none"> <li>1) Jordan Harris – Board Member;</li> <li>2) Robin Raj, Chief Executive Officer; Linda Berliant, acting as Chief Financial Officer; David Cumpton, acting as Chief Operating Officer</li> <li>3) Robin Raj (majority shareholder);</li> <li>4) InterEthnica, Big Mouth Productions, Ibarra Bros. Printing, EMC Research, TDW+ Company</li> <li>5) N/A</li> </ul>	
Contractor address: 465 California Street, Suite 410, San Francisco, CA 94104	
Date that contract was approved:	Amount of contract: \$1,000,000
Describe the nature of the contract that was approved: Outreach Marketing Services	
Comments:	

This contract was approved by (check applicable):

- the City elective officer(s) identified on this form
- a board on which the City elective officer(s) serves San Francisco Board of Supervisors  
Print Name of Board
- the board of a state agency (Health Authority, Housing Authority Commission, Industrial Development Authority Board, Parking Authority, Redevelopment Agency Commission, Relocation Appeals Board, Treasure Island Development Authority) on which an appointee of the City elective officer(s) identified on this form sits  
Print Name of Board

<b>Filer Information</b> <i>(Please print clearly.)</i>	
Name of filer: Angela Calvillo, Clerk of the Board	Contact telephone number: ( 415 ) 554-5184
Address: City Hall, Room 244, 1 Dr. Carlton B. Goodlett Pl., San Francisco, CA 94102	E-mail: Board.of.Supervisors@sfgov.org

Signature of City Elective Officer (if submitted by City elective officer)

Date Signed

Signature of Board Secretary or Clerk (if submitted by Board Secretary or Clerk)

Date Signed

**FORM SFEC-126:**  
**NOTIFICATION OF CONTRACT APPROVAL**  
(S.F. Campaign and Governmental Conduct Code § 1.126)

<b>City Elective Officer Information</b> <i>(Please print clearly.)</i>	
Name of City elective officer(s): Members, SF Board of Supervisors	City elective office(s) held: Members, SF Board of Supervisors
<b>Contractor Information</b> <i>(Please print clearly.)</i>	
Name of contractor: <b>Stok LLC</b>	
<i>Please list the names of (1) members of the contractor's board of directors; (2) the contractor's chief executive officer, chief financial officer and chief operating officer; (3) any person who has an ownership of 20 percent or more in the contractor; (4) any subcontractor listed in the bid or contract; and (5) any political committee sponsored or controlled by the contractor. Use additional pages as necessary.</i>	
See Attachment	
Contractor address: 945 B Front Street, San Francisco CA 94111	
Date that contract was approved:	Amount of contract: \$2,500,000
Describe the nature of the contract that was approved: Green Building Consulting	
Comments:	

This contract was approved by (check applicable):

the City elective officer(s) identified on this form

a board on which the City elective officer(s) serves San Francisco Board of Supervisors

Print Name of Board

the board of a state agency (Health Authority, Housing Authority Commission, Industrial Development Authority Board, Parking Authority, Redevelopment Agency Commission, Relocation Appeals Board, Treasure Island Development Authority) on which an appointee of the City elective officer(s) identified on this form sits

Print Name of Board

<b>Filer Information</b> <i>(Please print clearly.)</i>	
Name of filer: Angela Calvillo, Clerk of the Board	Contact telephone number: (415) 554-5184
Address: City Hall, Room 244, 1 Dr. Carlton B. Goodlett Pl., San Francisco, CA 94102	E-mail: Board.of.Supervisors@sfgov.org

\_\_\_\_\_  
Signature of City Elective Officer (if submitted by City elective officer)

\_\_\_\_\_  
Date Signed

\_\_\_\_\_  
Signature of Board Secretary or Clerk (if submitted by Board Secretary or Clerk)

\_\_\_\_\_  
Date Signed

**STOK, LLC**

**(1) Members of the contractor's board of directors**

Matt Macko

**(2) The contractor's chief executive officer, chief financial officer and chief operating officer**

Burke Pemberton, CEO

Jake Arlein, CFO

Jolene Goldsmith, COO

**(3) Any person who has an ownership of 20 percent or more in the contractor**

None

**(4) Any subcontractor listed in the bid or contract**

Newcomb, Anderson, McCormick

Cadmus Group

PE International

Point Energy Innovations

Sherwood Design Engineers

BASE Energy, Inc.

Waypoint Building Group

CM Salter

Ardenna Energy

**(5) Any political committee sponsored or controlled by the contractor.**

None