

File No. 230669

Committee Item No. 24

Board Item No. 29

# COMMITTEE/BOARD OF SUPERVISORS

## AGENDA PACKET CONTENTS LIST

Committee: Budget and Appropriations Committee Date June 14, 2023

Board of Supervisors Meeting Date July 11, 2023

### Cmte Board

- Motion
- Resolution
- Ordinance
- Legislative Digest
- Budget and Legislative Analyst Report
- Youth Commission Report
- Introduction Form
- Department/Agency Cover Letter and/or Report
- MOU
- Grant Information Form
- Grant Budget
- Subcontract Budget
- Contract/Agreement
- Form 126 – Ethics Commission
- Award Letter
- Application
- Public Correspondence

### OTHER (Use back side if additional space is needed)

- MYR Budget Submission Letter 6/1/2023
- MYR Trailing Legislation List
- MYR 30-Day Waiver Request
- Presidential Action Memo - 30-Day Waiver 6/5/2023
- PRT Presentation 6/14/2023
- AIR Presentation 6/14/2023
- \_\_\_\_\_
- \_\_\_\_\_
- \_\_\_\_\_

Completed by: Brent Jalipa Date June 7, 2023

Completed by: Brent Jalipa Date June 26, 2023

1 [Public Employment - Amendment to the Salary Ordinance for the Port Commission and the  
2 Airport Commission - FY2023-2024]

3 **Ordinance amending Ordinance No 166-22 (Salary Ordinance Fiscal Years 2022-2023**  
4 **and 2023-2024) to reflect the addition of 4 positions (3.16 FTEs) at the Port**  
5 **Commission, and the substitution of 31 positions (31.0 FTEs) and the addition of 128**  
6 **positions (101.12 FTEs) at the Airport Commission in Fiscal Year (FY) 2023-2024.**

7  
8 Note: **Unchanged Code text and uncodified text** are in plain Arial font.  
9 **Additions to Codes** are in *single-underline italics Times New Roman font*.  
10 **Deletions to Codes** are in *strikethrough italics Times New Roman font*.  
11 **Board amendment additions** are in double-underlined Arial font.  
12 **Board amendment deletions** are in ~~strikethrough Arial font~~.  
13 **Asterisks ( \* \* \* )** indicate the omission of unchanged Code  
14 subsections or parts of tables.

15 Be it ordained by the People of the City and County of San Francisco:

16 Section 1. The hereinafter designated section and item of Ordinance No.166-22 (Salary  
17 Ordinance Fiscal Years 2022-23 and 2023-24) in Fiscal Year ~~2024~~2023-2024 FTE is hereby  
18 amended as follows:

19 **Port Commission**

20 Division ID: 232113 (PRT Maintenance)

21 Fund ID: 23680 (PRT-OP Annual Account Ctrl)

Amendment	# of FTE	Class and Item No	Compensation Schedule		
<u>Addition</u>	<u>1.58</u>	<u>3417 Gardener</u>	<u>\$2,823</u>	<u>B</u>	<u>\$3,436</u>
<u>Addition</u>	<u>1.58</u>	<u>7514 General Laborer</u>	<u>\$2,730</u>	<u>B</u>	<u>\$3,318</u>

25

1	Amendment	# of FTE	Class and Item No	Compensation Schedule
2	Subtotal	3.16		
3				
4				
5	Total – Port Commission FTEs			<u>3.16</u>

**San Francisco Airport Commission**

Division ID: 109648 (AIR Finance Office)

Fund ID: 17960 (AIR Op Annual Account Ctrl)

10	Amendment	# of FTE	Class and Item No	Compensation Schedule
11		<u>(1.0)</u>	<u>1630 Account Clerk</u>	<u>\$2,482</u> <u>B</u> <u>\$3,017</u>
12		<u>1.0</u>	<u>1632 Senior Account Clerk</u>	<u>\$2,875</u> <u>B</u> <u>\$3,492</u>
13		<u>(7.0)</u>	<u>1632 Senior Account Clerk</u>	<u>\$2,875</u> <u>B</u> <u>\$3,492</u>
14		<u>7.0</u>	<u>1654 Accountant III</u>	<u>\$4,361</u> <u>B</u> <u>\$5,300</u>
15		<u>(2.0)</u>	<u>1634 Principal Account Clerk</u>	<u>\$3,247</u> <u>B</u> <u>\$3,946</u>
16		<u>2.0</u>	<u>1654 Accountant III</u>	<u>\$4,361</u> <u>B</u> <u>\$5,300</u>
17		<u>(8.0)</u>	<u>1654 Accountant III</u>	<u>\$4,361</u> <u>B</u> <u>\$5,300</u>
18		<u>8.0</u>	<u>1657 Accountant IV</u>	<u>\$5,046</u> <u>B</u> <u>\$6,595</u>
19		<u>(2.0)</u>	<u>1822 Administrative Analyst</u>	<u>\$3,741</u> <u>B</u> <u>\$4,548</u>
20		<u>2.0</u>	<u>1823 Senior Administrative Analyst</u>	<u>\$4,361</u> <u>B</u> <u>\$5,300</u>
21		<u>(3.0)</u>	<u>1823 Senior Administrative Analyst</u>	<u>\$4,361</u> <u>B</u> <u>\$5,300</u>
22		<u>3.0</u>	<u>1824 Principal Administrative Analyst</u>	<u>\$5,048</u> <u>B</u> <u>\$6,137</u>
23	Subtotal	0.0		

Division ID: 109699 (AIR Operations & Security)

1 Fund ID: 17960 (AIR Op Annual Account Ctrl)

2	<b>Amendment</b>	<b># of FTE</b>	<b>Class and Item No</b>	<b>Compensation Schedule</b>		
3		<u>(1.0)</u>	<u>9204 Airport Communications Supervisor</u>	<u>\$4,269</u>	<u>B</u>	<u>\$5,188</u>
4		<u>1.0</u>	<u>0923 Manager II</u>	<u>\$5,174</u>	<u>B</u>	<u>\$6,603</u>

5  
6 **Subtotal 0.0**

7  
8 Division ID: 210702 (AIR Chief Information Office)

9 Fund ID: 17960 (AIR Op Annual Account Ctrl)

10	<b>Amendment</b>	<b># of FTE</b>	<b>Class and Item No</b>	<b>Compensation Schedule</b>		
11		<u>(1.0)</u>	<u>1041 IS Engineer-Assistant</u>	<u>4,482</u>	<u>B</u>	<u>5,638</u>
12		<u>1.0</u>	<u>1043 IS Engineer-Senior</u>	<u>5,501</u>	<u>B</u>	<u>6,921</u>
13		<u>(2.0)</u>	<u>1043 IS Engineer-Senior</u>	<u>5,501</u>	<u>B</u>	<u>6,921</u>
14		<u>2.0</u>	<u>1044 IS Engineer-Principal</u>	<u>5,918</u>	<u>B</u>	<u>8,423</u>
15		<u>(1.0)</u>	<u>1052 IS Business Analyst</u>	<u>4,005</u>	<u>B</u>	<u>5,038</u>
16		<u>1.0</u>	<u>1043 IS Engineer-Senior</u>	<u>5,501</u>	<u>B</u>	<u>6,921</u>
17		<u>(1.0)</u>	<u>1053 IS Business Analyst-Senior</u>	<u>4,636</u>	<u>B</u>	<u>5,833</u>
18		<u>1.0</u>	<u>1054 IS Business Analyst-Principal</u>	<u>5,368</u>	<u>B</u>	<u>7,641</u>
19		<u>(1.0)</u>	<u>1093 IT Operations Support Administrator III</u>	<u>3,749</u>	<u>B</u>	<u>4,648</u>
20		<u>1.0</u>	<u>1054 IS Business Analyst-Principal</u>	<u>5,368</u>	<u>B</u>	<u>7,641</u>

21 **Subtotal 0.0**

22 Division ID: 210703 (AIR Commercial Office)

23 Fund ID: 17960 (AIR Op Annual Account Ctrl)

24  
25



Amendment	# of FTE	Class and Item No	Compensation Schedule		
	<u>(1.0)</u>	<u>1822 Administrative Analyst</u>	<u>\$3,741</u>	<u>B</u>	<u>\$4,548</u>
	<u>1.0</u>	<u>1823 Senior Administrative Analyst</u>	<u>\$4,361</u>	<u>B</u>	<u>\$5,300</u>
<b>Subtotal</b>	<b>0.0</b>				

Division ID: 109711 (AIR Chief Development Office)  
 Fund ID: 18000 (AIR Overhead OHF)

Amendment	# of FTE	Class and Item No	Compensation Schedule		
<u>Addition</u>	<u>0.79</u>	<u>0932 Manager IV</u>	<u>5,989</u>	<u>B</u>	<u>7,642</u>
<b>Subtotal</b>	<b>0.79</b>				

Division ID: 109648 (AIR Finance Office)  
 Fund ID: 17960 (AIR Op Annual Account Ctrl)

Amendment	# of FTE	Class and Item No	Compensation Schedule		
<u>Addition</u>	<u>0.79</u>	<u>0923 Manager II</u>	<u>5,174</u>	<u>B</u>	<u>6,603</u>
<u>Addition</u>	<u>0.79</u>	<u>0943 Manager VIII</u>	<u>8,405</u>	<u>B</u>	<u>10,725</u>
<u>Addition</u>	<u>3.16</u>	<u>1632 Senior Account Clerk</u>	<u>2,875</u>	<u>B</u>	<u>3,492</u>
<u>Addition</u>	<u>0.79</u>	<u>1634 Principal Account Clerk</u>	<u>3,247</u>	<u>B</u>	<u>3,946</u>
<u>Addition</u>	<u>4.74</u>	<u>1654 Accountant III</u>	<u>4,361</u>	<u>B</u>	<u>5,300</u>
<u>Addition</u>	<u>0.79</u>	<u>1657 Accountant IV</u>	<u>5,046</u>	<u>B</u>	<u>6,595</u>
<u>Addition</u>	<u>0.79</u>	<u>1670 Financial Systems Supervisor</u>	<u>5,870</u>	<u>B</u>	<u>7,679</u>
<u>Addition</u>	<u>1.58</u>	<u>1822 Administrative Analyst</u>	<u>3,741</u>	<u>B</u>	<u>4,548</u>
<u>Addition</u>	<u>2.37</u>	<u>1823 Senior Administrative Analyst</u>	<u>4,361</u>	<u>B</u>	<u>5,300</u>
<u>Addition</u>	<u>0.79</u>	<u>4308 Senior Collections Officer</u>	<u>3,206</u>	<u>B</u>	<u>3,898</u>

1	<b>Amendment</b>	<b># of FTE</b>	<b>Class and Item No</b>	<b>Compensation Schedule</b>		
2	<u>Addition</u>	<u>1.58</u>	<u>9922 Public Service Aide - Associate To</u>	<u>2,149</u>	<u>B</u>	<u>2,149</u>
3			<u>Professionals</u>			
4	<u>Addition</u>	<u>.79</u>	<u>1820 Junior Administrative Analyst</u>	<u>2,844</u>	<u>B</u>	<u>3,458</u>
5	<u>Addition</u>	<u>2.37</u>	<u>1822 Administrative Analyst</u>	<u>3,741</u>	<u>B</u>	<u>4,548</u>
6	<u>Addition</u>	<u>.79</u>	<u>1823 Senior Administrative Analyst</u>	<u>4,361</u>	<u>B</u>	<u>5,300</u>
7	<b>Subtotal</b>	<b>22.12</b>				

8

9 Division ID: 109662 (AIR Chief Operating Office)

10 Fund ID: 17960 (AIR Op Annual Account Ctrl)

11	<b>Amendment</b>	<b># of FTE</b>	<b>Class and Item No</b>	<b>Compensation Schedule</b>		
12	<u>Addition</u>	<u>0.79</u>	<u>1053 IS Business Analyst-Senior</u>	<u>4,636</u>	<u>B</u>	<u>5,833</u>
13	<b>Subtotal</b>	<b>0.79</b>				

14 Division ID: 109666 (AIR Airport Director)

15 Fund ID: 17960 (AIR Op Annual Account Ctrl)

16	<b>Amendment</b>	<b># of FTE</b>	<b>Class and Item No</b>	<b>Compensation Schedule</b>		
17	<u>Addition</u>	<u>0.79</u>	<u>1406 Senior Clerk</u>	<u>2,400</u>	<u>B</u>	<u>3,536</u>
18	<u>Addition</u>	<u>1.58</u>	<u>1446 Secretary II</u>	<u>2,910</u>	<u>B</u>	<u>3,536</u>
19	<b>Subtotal</b>	<b>2.37</b>				

21 Division ID: 109672 (AIR Facilities)

22 Fund ID: 17960 (AIR Op Annual Account Ctrl)

23	<b>Amendment</b>	<b># of FTE</b>	<b>Class and Item No</b>	<b>Compensation Schedule</b>		
24	<u>Addition</u>	<u>0.79</u>	<u>2486 Chemist</u>	<u>3,623</u>	<u>B</u>	<u>5,101</u>

25

1	<b>Amendment</b>	<b># of FTE</b>	<b>Class and Item No</b>	<b>Compensation Schedule</b>		
2	<u>Addition</u>	<u>25.28</u>	<u>2708 Custodian</u>	<u>2,419</u>	<u>B</u>	<u>2,938</u>
3	<u>Addition</u>	<u>0.79</u>	<u>3424 Integrated Pest Management Specialist</u>	<u>3,436</u>	<u>B</u>	<u>4,175</u>
4	<u>Addition</u>	<u>0.79</u>	<u>7329 Electronic Maintenance Technician</u>			
5			<u>Asst Supervisor</u>	<u>4,988</u>	<u>B</u>	<u>6,064</u>
6	<u>Addition</u>	<u>0.79</u>	<u>7345 Electrician</u>	<u>4,361</u>	<u>B</u>	<u>5,299</u>
7	<u>Addition</u>	<u>0.79</u>	<u>7347 Plumber</u>	<u>4,393</u>	<u>B</u>	<u>5,341</u>
8	<u>Addition</u>	<u>1.58</u>	<u>7348 Steamfitter</u>	<u>4,393</u>	<u>B</u>	<u>5,341</u>
9	<u>Addition</u>	<u>0.79</u>	<u>7376 Sheet Metal Worker</u>	<u>4,333</u>	<u>B</u>	<u>5,266</u>
10	<u>Addition</u>	<u>0.79</u>	<u>7514 General Laborer</u>	<u>2,730</u>	<u>B</u>	<u>3,318</u>
11	<u>Addition</u>	<u>0.79</u>	<u>9240 Airport Electrician</u>	<u>4,679</u>	<u>B</u>	<u>5,687</u>
12	<u>Addition</u>	<u>0.79</u>	<u>7334 Stationary Engineer</u>	<u>4,584</u>	<u>B</u>	<u>4,584</u>
13	<u>Addition</u>	<u>0.79</u>	<u>7347 Plumber</u>	<u>4,393</u>	<u>B</u>	<u>5,341</u>

14 **Subtotal**      **34.76**

15

16            Division ID:            109699 (AIR Operations & Security)

17            Fund ID:                 17960 (AIR Op Annual Account Ctrl)

18	<b>Amendment</b>	<b># of FTE</b>	<b>Class and Item No</b>	<b>Compensation Schedule</b>		
19	<u>Addition</u>	<u>1.58</u>	<u>0922 Manager I</u>	<u>4,818</u>	<u>B</u>	<u>6,151</u>
20	<u>Addition</u>	<u>0.79</u>	<u>0923 Manager II</u>	<u>5,174</u>	<u>B</u>	<u>6,603</u>
21	<u>Addition</u>	<u>1.58</u>	<u>9220 Aviation Security Operations Supervisor</u>	<u>4,458</u>	<u>B</u>	<u>5,417</u>
22	<u>Addition</u>	<u>0.79</u>	<u>9220 Aviation Security Operations Supervisor</u>	<u>4,458</u>	<u>B</u>	<u>5,417</u>

23 **Subtotal**      **4.74**

24

25

1  
2  
3  
4  
5  
6  
7  
8  
9  
10  
11  
12  
13  
14  
15  
16  
17  
18  
19  
20  
21  
22  
23  
24  
25

Division ID: 210702 (AIR Commercial Office)  
Fund ID: 17960 (AIR Op Annual Account Ctrl)

Amendment	# of FTE	Class and Item No	Compensation Schedule		
<u>Addition</u>	<u>0.79</u>	<u>0933 Manager V</u>	<u>6,458</u>	<u>B</u>	<u>8,244</u>
<u>Addition</u>	<u>0.79</u>	<u>0941 Manager VI</u>	<u>6,933</u>	<u>B</u>	<u>8,850</u>
<u>Addition</u>	<u>0.79</u>	<u>1041 IS Engineer-Assistant</u>	<u>4,482</u>	<u>B</u>	<u>5,638</u>
<u>Addition</u>	<u>1.58</u>	<u>1042 IS Engineer-Assistant</u>	<u>4,964</u>	<u>B</u>	<u>6,244</u>
<u>Addition</u>	<u>2.37</u>	<u>1043 IS Engineer-Assistant</u>	<u>5,501</u>	<u>B</u>	<u>6,921</u>
<u>Addition</u>	<u>2.37</u>	<u>1044 IS Engineer-Principal</u>	<u>5,918</u>	<u>B</u>	<u>8,423</u>
<u>Addition</u>	<u>1.58</u>	<u>1053 IS Business Analyst-Senior</u>	<u>4,636</u>	<u>B</u>	<u>5,833</u>
<u>Addition</u>	<u>3.16</u>	<u>1054 IS Business Analyst-Principal</u>	<u>5,368</u>	<u>B</u>	<u>7,641</u>
<u>Addition</u>	<u>3.95</u>	<u>1070 IS Project Director</u>	<u>5,918</u>	<u>B</u>	<u>8,018</u>
<u>Addition</u>	<u>0.79</u>	<u>1093 IT Operations Support Administrator III</u>	<u>3,749</u>	<u>B</u>	<u>4,648</u>
<u>Addition</u>	<u>0.79</u>	<u>1452 Executive Secretary II</u>	<u>3,485</u>	<u>B</u>	<u>4,237</u>
<u>Addition</u>	<u>1.58</u>	<u>7308 Cable Splicer</u>	<u>4,481</u>	<u>B</u>	<u>5,448</u>
<b>Subtotal</b>	<b>20.54</b>				

Division ID: 210703 (AIR Commercial Office)  
Fund ID: 17960 (AIR Op Annual Account Ctrl)

Amendment	# of FTE	Class and Item No	Compensation Schedule		
<u>Addition</u>	<u>0.79</u>	<u>0933 Manager V</u>	<u>6,458</u>	<u>B</u>	<u>8,244</u>
<u>Addition</u>	<u>0.79</u>	<u>1446 Secretary II</u>	<u>2,910</u>	<u>B</u>	<u>3,536</u>
<u>Addition</u>	<u>1.58</u>	<u>1823 Senior Administrative Analyst</u>	<u>4,361</u>	<u>B</u>	<u>5,300</u>
<u>Addition</u>	<u>0.79</u>	<u>1825 Principal Administrative Analyst II</u>	<u>5,528</u>	<u>B</u>	<u>7,240</u>

1      Addition      1.58      9255 Airport Economic Planner      5,357      B      6,509

2      **Amendment      # of FTE      Class and Item No      Compensation Schedule**

3      **Subtotal      5.53**

4

5      Division ID:      228937 (AIR Bureau Of Admin & Policy)

6      Fund ID:      17960 (AIR Op Annual Account Ctrl)

7      **Amendment      # of FTE      Class and Item No      Compensation Schedule**

8      Addition      1.58      1203 Personnel Technician      3,124      B      3,800

9      Addition      0.79      1204 Senior Personnel Clerk      2,981      B      3,623

10      Addition      1.58      1241 Human Resources Analyst      3,420      B      5,035

11      Addition      3.16      1244 Senior Human Resources Analyst      4,835      B      5,873

12      Addition      0.79      1246 Principal Human Resources Analyst      5,459      B      7,142

13      **Subtotal      7.90**

14

15      Division ID:      228993 (AIR External Affairs)

16      Fund ID:      17960 (AIR Op Annual Account Ctrl)

17      **Amendment      # of FTE      Class and Item No      Compensation Schedule**

18      Addition      0.79      0932 Manager IV      5,989      B      7,642

19      Addition      0.79      1760 Offset Machine Operator      2,678      B      3,254

20      **Subtotal      1.58**

21

22      **Total – Airport Commission FTEs      101.12**

23

24

25

1  
2  
3  
4  
5  
6  
7  
8  
9  
10  
11  
12  
13  
14  
15  
16  
17  
18  
19  
20  
21  
22  
23  
24  
25

APPROVED AS TO CLASSIFICATION  
DEPARTMENT OF HUMAN RESOURCES

APPROVED AS TO FORM  
DAVID CHIU, City Attorney

By: \_\_\_\_\_/s/\_\_\_\_\_  
CAROL ISEN

By: \_\_\_\_\_/s/\_\_\_\_\_  
JONATHAN GIVNER

Human Resources Director

<p><b>Items 23 &amp; 24</b> <b>Files 23-0656 &amp; 23-0669</b></p>	<p><b>Department:</b> Port Commission (Port) San Francisco Public Utilities Commission (PUC) Airport Commission (Airport)</p>
<p><b>EXECUTIVE SUMMARY</b></p>	
<p style="text-align: center;"><b>Legislative Objectives</b></p> <p><b>File 23-0656:</b> is a supplemental appropriation ordinance that would appropriate \$501,908 in the Port Commission and \$97,057,341 in the San Francisco Public Utilities Commission in FY 2023-24.</p> <p><b>File 23-0669:</b> is an ordinance that would amend the Annual Salary Ordinance for FY 2022-23 and FY 2023-24 to add four positions (3.16 FTEs) at the Port Commission and add 128 positions (101.12 FTEs) and substitute 31 positions (31.0 FTEs) at the Airport Commission in FY 2023-24.</p> <p style="text-align: center;"><b>Key Points</b></p> <ul style="list-style-type: none"> <li>File 21-1267 approved fixed two-year budgets for the Airport, Port, and Public Utilities Commission for FY 2022-23 and FY 2023-24 and defined “significant” budget changes, which require Board approval.</li> </ul> <p style="text-align: center;"><b>Fiscal Impact</b></p> <ul style="list-style-type: none"> <li>SFPUC’s expenditures are increasing by \$95.1 million, or 5.7 percent, primarily due to increases in power purchase costs.</li> <li>The Port’s \$500,000 General Fund budget in FY 2023-24 is being deleted by the Mayor’s proposed supplemental appropriation. The funding was an add-back to support black-owned businesses. The Port’s operating budget is also changing to reflect new park maintenance responsibilities.</li> <li>The Airport is substituting 46 existing position classifications at a cost of \$1.7 million in FY 2023-24 and proposing to add 128 new positions in FY 2023-24 at a cost of \$17 million. However, the Airport’s total FY 2023-24 budget is decreasing by \$8.8 million, which is driven by a \$30.3 million decrease in debt service from bond refunding and an \$11 million decrease in the cost of services performed by other City Departments.</li> </ul> <p style="text-align: center;"><b>Policy Consideration</b></p> <ul style="list-style-type: none"> <li>The Airport is proposing to add 128 new positions on top of 302 vacancies and projecting a salary surplus of \$40 million in FY 2022-23. If approved, the Airport’s total staffing would be 11 percent higher than 2019 levels even though enplanements have not recovered.</li> <li>The Board could consider deleting 33.97 FTE of the Airport’s requested 101.12 FTEs, based on our review of existing vacancies. The Airport agrees that 7.11 FTE new positions could be deleted and added in subsequent fiscal years.</li> </ul> <p style="text-align: center;"><b>Recommendations</b></p> <ul style="list-style-type: none"> <li>Amend File 23-0669 to delete 33.97 FTE new Airport positions noted in Exhibit 8 within this report and approve File 23-0669, as amended.</li> <li>Approve the PUC’s and Port’s proposed non-General Fund budget changes in File 23-0656. Approval of the Port’s General Fund reduction is a policy matter for the Board of Supervisors since it deletes a Board add-back appropriation.</li> </ul>	

## MANDATE STATEMENT

Administrative Code Section 2.1-1 states that the Board of Supervisors shall determine the maximum number of each class of employment in each department.

City Charter Section 9.101 provides for two-year budgets and authorizes the Board of Supervisors to determine by resolution which budgets are on a two-year fixed budget. Section 9.101(g) provides for the Mayor to submit an ordinance to the Board of Supervisors, amending the second-year budgets of City departments with fixed two-year budgets, if the Controller projects that the City will experience significant increases or decreases in revenues or expenditures during the second year of such budgetary cycle.

File 21-1267 approved fixed two-year budgets for the Airport, Port, and Public Utilities Commission for FY 2022-23 and FY 2023-24 and defined “significant” budget changes as a five percent or more change in revenues or expenditures in non-General Fund funds and 2.5 percent change in General Fund funds.

City Charter Section 9.105 states that amendments to the Annual Appropriations Ordinance, after the Controller certifies the availability of funds, are subject to Board of Supervisors approval by ordinance.

## BACKGROUND

### Changes to the PUC’s FY 2023-24 Budget

According to the Mayor’s Proposed Budget for Fiscal Years 2023-24 and 2024-25, the San Francisco Public Utilities Commission’s (PUC’s) budget is increasing in FY 2023-24 due to increased power purchasing and power delivery costs. Wholesale energy market prices have increased faster than expected due to supply chain delays, Russia’s invasion of Ukraine, hot weather, and drought conditions impacting hydroelectric energy outputs (see File 23-0091). As a result, revenues for CleanPowerSF have also increased due to rate increases to offset higher power purchase costs.

SFPUC’s expenditures are increasing by \$95.1 million, or 5.7 percent. Because SFPUC’s expenditures are increasing by more than five percent, the changes to SFPUC’s budget in FY 2023-24 require Board of Supervisors’ approval.

### Changes to the Port’s FY 2023-24 Budget

According to the Mayor’s Proposed Budget, the Port Commission’s (Port’s) proposed FY 2023-24 budget includes new funding to provide for ongoing operations of some of the Mission Bay Parks, including Bayfront Park, that are currently operated by Office of Community Investment and



Infrastructure (OCII) contractors using Community Facilities District (CFD) funds.<sup>1</sup> California Redevelopment Dissolution Law requires OCII to dispose of the former Redevelopment Agency's real property interests, including the parks, but allows OCII to continue administration of CFD maintenance funds.

The Port's expenditures are increasing by \$0.5 million, which is less than one percent. However, the Port's General Fund funds are decreasing by 100 percent (\$0.5 million). Because General Fund funds are changing by more than 2.5 percent, the changes to the Port's budget in FY 2023-24 require Board of Supervisors' approval.

### Airport

The Board of Supervisors approved a fixed two-year budget for Airport for FY 2022-23 and FY 2023-24 (File 22-0669). Exhibit 1 below shows the change in the Airport's FY 2023-24 budget from what was approved by the Board of Supervisors in July 2022.

#### Exhibit 1: Change in Airport Budget

Expenditure	FY 2023-24	FY 2023-24	Change
	Base	Proposed	
Salaries	\$210,030,280	\$220,078,480	\$10,048,200
Fringe Benefits	90,985,011	93,921,103	2,936,092
Overhead	(6,256,272)	(6,306,170)	(49,898)
Professional Services	177,548,241	189,685,653	12,137,412
Materials & Supplies	14,825,265	16,306,528	1,481,263
Capital Projects	55,093,005	55,093,005	0
Facilities Maintenance	15,000,000	15,750,000	750,000
Debt Service	605,293,867	575,029,174	(30,264,693)
Services of Other Depts.	105,932,933	94,953,334	(10,979,599)
General Fund Transfer	45,805,713	50,918,463	5,112,750
<b>Total</b>	<b>\$1,314,258,043</b>	<b>\$1,305,429,570</b>	<b>(\$8,828,473)</b>

Source: Financial System

As shown above, the Airport's overall expenditure budget is decreasing by \$8.8 million, or less than one percent. The change is driven by a \$30.3 million decrease in debt service from bond refunding and an \$11 million decrease in the cost of services performed by other City Departments.

Because the overall change in appropriations is less than five percent, the Board of Supervisors does not need to approve the changes to the Airport budget in FY 2023-24. However, the Airport

<sup>1</sup> The parks were constructed on City and Port lands under the former Redevelopment Agency, and the parks were built by the Mission Bay Development Group using Tax Increment and Community Facilities District funds. The parks on non-Port lands are under the jurisdiction of the City's Real Estate Division.

is proposing position changes that require the Board to modify the previously approved Annual Salary Ordinance for FY 2023-24 (File 162-22).

### DETAILS OF PROPOSED LEGISLATION

**File 23-0656:** is an ordinance that would appropriate \$501,908 in the Port Commission and \$97,057,341 in the San Francisco Public Utilities Commission in FY 2023-24.

**File 23-0669:** is an ordinance that would amend the Annual Salary Ordinance for FY 2022-23 and FY 2023-24 to add four positions (3.16 FTEs) at the Port Commission and add 128 positions (101.12 FTEs) and substitute 31 positions (31.0 FTEs) at the Airport Commission in FY 2023-24.

#### Summary of Proposed Port and PUC Appropriation

Proposed increases and decreases in funding sources in the FY 2023-24 budgets for the Port and SFPUC are shown in Exhibit 2 below. The SFPUC's proposed budget increase is primarily funded by charges for services for power (\$95.6 million). The proposed FY 2023-24 budget for the Port includes \$1.0 million in CFD funds from OCII to maintain Mission Bay parks and eliminates a \$500,000 transfer from the General Fund.

#### Exhibit 2: Sources of Funds FY 2023-24 SFPUC and Port Supplemental Appropriation

Sources	SFPUC	Port
Prior Year Fund Balance	\$12,474,340	
Prior Year Reserves	219,095	
Charges for Services	95,609,802	
Intergovernmental: Revenue from OCII		1,000,774
Other Revenues	316,333	
Rents & Concessions		1,134
Recoveries	(11,562,229)	
Transfers In from the General Fund		(500,000)
Revenue Transfers In	(15,130,951)	53,883
Transfer Adjustment-Source	15,130,951	(53,883)
<b>Total Sources</b>	<b>\$97,057,341</b>	<b>\$501,908</b>

Source: Proposed Ordinance

#### Airport: Position Substitutions

File 23-0669 approves 31 position substitutions. Although the Airport is substituting 46 positions, only 31 position changes require Board of Supervisors approval. Attachment 2 details the 46 position substitutions, the cost of which is \$1.7 million in FY 2023-24.

**FISCAL IMPACT**

**SFPUC Appropriation (\$97,057,341)**

The proposed \$97.1 million increase in the SFPUC’s FY 2023-24 budget compared to the original FY 2023-24 budget previously approved by the Board of Supervisors is driven by an \$89.3 million increase in CleanPowerSF and a \$14.5 million increase in Hetch Hetchy Water & Power largely due to increases in power purchase costs, partially offset by reductions in the Water and Wastewater Enterprises driven by debt service savings. The \$497,745 increase in the Public Utilities Bureaus is due to increases in mandatory fringe benefits from increases in employee benefit costs in health and retirement and increases in services of other departments. Proposed changes in expenditures by enterprise are shown in Exhibit 3 below.

**Exhibit 3: SFPUC Proposed Expenditure Changes by Enterprise**

<b>Enterprise</b>	<b>FY 2023-24 Original</b>	<b>FY 2023-24 Proposed</b>	<b>Change</b>	<b>Percent Change</b>
CleanPowerSF	\$280,251,972	\$369,554,174	\$89,302,202	31.9%
Hetch Hetchy Water & Power	254,660,127	269,146,133	14,486,006	5.7%
Public Utilities Bureaus	696,138	1,193,883	497,745	71.5%
Water Enterprise	724,371,357	720,496,084	-3,875,273	-0.5%
Wastewater Enterprise	431,679,623	428,326,284	-3,353,339	-0.8%
<b>Total</b>	<b>\$1,691,659,217</b>	<b>\$1,788,716,558</b>	<b>\$97,057,341</b>	<b>5.7%</b>

Source: Proposed Ordinance

The \$97.1 million increase in SFPUC’s budget is shown by expenditure type in Exhibit 4 below. The increases in power purchase costs for CleanPowerSF and Hetch Hetchy Power are reflected in the \$121.3 million (26.2 percent) increase in non-personnel services. Other increases include increases in mandatory fringe benefits due to rising employee benefit costs, increases in materials and supplies in the Water and Wastewater Enterprises, and increases in overhead and allocation costs. These increases are partially offset by \$27.6 million in debt service savings, as well as reductions in salaries due to increased attrition savings and reductions in workorder costs.

**Exhibit 4: SFPUC Proposed Expenditure Changes by Type, FY 2023-24**

	<b>Proposed Change</b>	<b>Percent Change</b>	<b>Notes</b>
Salaries	(\$2,291,656)	-0.7%	Reduced salary budget due to increased attrition savings
Mandatory Fringe Benefits	2,923,805	2.4%	Citywide increases in employee benefit costs in health and retirement
Non-Personnel Services	121,327,802	26.2%	Increased power purchase costs in CleanPowerSF and Hetchy Power
Debt Service	(27,663,422)	-6.0%	Savings from: (a) use of lower cost debt for Biosolids and Headworks in Wastewater, (b) 2022 refunding transaction in Wastewater, and (c) revised project schedules, delaying debt repayment, in Wastewater and Water.
Facilities Maintenance	953,531	2.1%	Cost neutral change moving expenditures from the operating fund to consolidate the maintenance budget for the Alameda Watershed Center.
Materials & Supplies	2,232,583	5.9%	Increases due to: (a) cost neutral change moving expenditures on water treatment chemicals from non-personnel services to materials and supplies, and (b) new operating costs related to the Recycled Water Plant, which is transferring from the capital budget to an operational asset in Wastewater.
Overhead and Allocations	4,222,378	-4.4%	Increases due to: (a) \$2.4 million increase in Countywide Cost Allocation Plan overhead, and (b) increases in department overhead due to COLA increases to fringe benefits and increases in certain work orders (e.g., workers comp).
Programmatic Projects	1,311,014	85.1%	Cost neutral change moving expenditures from the operating fund into programmatic projects to correctly account for interdepartmental overhead related to work order activities.
Services of Other Departments	(1,470,189)	-1.3%	Reduction in workorder costs due reduction in Hetchy Power work order for utilities to reflect anticipated FY 23-24 usage, partially offset by increases in work orders to make a DPW work order on-going that was mistakenly entered as one-time and a new work order related to operating the Westside Recycled Water Plant.
Reserves	(4,488,505)	-2.2%	Reduction in reserve for capital improvements due to additional funds available from unspent capacity fees, partially offset by increases in general reserve contributions in Wastewater, Water, and CleanPowerSF to balance sources and uses in those enterprises
Transfers Out (including Intrafund)	(15,130,951)	-5.5%	Changes to transfers reflect balancing entries related to updates described above.
Transfer Adjustment-Uses	15,130,951	-5.5%	
<b>Total</b>	<b>\$97,057,341</b>	<b>5.7%</b>	

Sources: Proposed Ordinance, SFPUC

**Port Appropriation \$501,908**

The Port's budget would increase by \$501,908 in FY 2023-24 compared to the original FY 2023-24 budget previously approved by the Board of Supervisors. The increase is driven by \$1.3 million in new costs in the Maintenance Division associated with maintaining Mission Bay Parks and increases in work order costs in Finance and Administration. These increases are partially offset by reductions in the Port Commission Division, including a \$1.8 million reduction in the Port's General Reserve to balance other changes in sources and uses and a \$496,117 reduction in capital outlay, which was a Board add-back appropriation to support black-owned businesses that is deleted in the proposed supplemental appropriation. Proposed changes in expenditures by division and by expenditure type are shown in Exhibits 5 and 6 below.

**Exhibit 5: Port Proposed Expenditure Changes by Division, FY 2023-24**

<b>Division</b>	<b>FY 2023-24 Original</b>	<b>FY 2023-24 Proposed</b>	<b>Change</b>	<b>Percent Change</b>
Engineering	\$7,109,406	\$7,298,224	\$188,818	2.7%
Executive	8,879,163	8,927,105	47,942	0.5%
Finance And Administration	33,941,345	35,149,829	1,208,484	3.6%
Maintenance	41,340,384	42,514,299	1,173,915	2.8%
Maritime	14,042,402	14,313,579	271,177	1.9%
Planning & Environment	3,138,317	3,161,954	23,637	0.8%
Port Commission (Portwide)	22,216,905	19,893,005	(2,323,900)	-10.5%
Real Estate & Development	18,955,446	18,867,281	(88,165)	-0.5%
<b>Total</b>	<b>\$149,623,368</b>	<b>\$150,125,276</b>	<b>\$501,908</b>	<b>0.3%</b>

Source: Proposed Ordinance

**Exhibit 6: Port Proposed Expenditure Changes by Type, FY 2023-24**

	<b>Proposed Change</b>	<b>Percent Change</b>	<b>Notes</b>
Salaries	\$552,923	1.6%	Increase in salaries due to: (a) addition of 4.0 new FTEs to maintain Mission Bay Parks, and (b) reduction in attrition savings to reflect the cost of existing positions to maintain the parks to be reimbursed by OCII CFD revenue.
Mandatory Fringe Benefits	721,756	4.9%	Increase in mandatory fringe benefits due to: (a) associated benefits of 4.0 new FTEs, (b) reduction in attrition savings, and (c) citywide increases in employee benefit costs in health and retirement.
Non-Personnel Services	69,760	0.5%	Security, pest control, and utilities associated with maintaining Mission Bay Parks
Capital Outlay	(496,117)	-1.4%	The FY 2022-23 – FY 2023-24 budget included a \$500,000 General Fund add-back appropriation in each year to support black-owned businesses. FY 2022-23 funding has not been spent. The Mayor’s proposed supplemental appropriation for the Port deletes the funding in FY 2023-24.
Materials & Supplies	99,100	8.0%	Materials and supplies associated with maintaining Mission Bay Parks
Programmatic Projects	50,000	1.1%	Increase for youth employment for Mission Bay Parks
Services of Other Departments	1,337,904	3.8%	Increase in workorder costs due to increases in risk management work order, fire department work order for permit review, and HR fellows work order.
Reserves	(1,833,418)	-61.1%	Reduction in General Reserve to balance sources and uses.
Intrafund Transfers Out	53,883	0.1%	
Transfer Adjustment-Uses	(53,883)	0.1%	
<b>Total</b>	<b>\$501,908</b>	<b>0.3%</b>	

Source: Proposed Ordinance, Port

*Proposed Position Changes*

The Port is proposing four new positions, including two gardeners and two general laborers, in FY 2023-24 to maintain some of the Mission Bay Parks currently maintained by OCII contractors. Port proposed new positions are shown in Exhibit 7 below.

**Exhibit 7: Port Proposed New Positions**

Job Classification	FY 2023-24		FY 2024-25	
	FTE	Salary & Benefits	FTE	Salary & Benefits
3417 Gardener	1.58	204,606	2.00	266,866
7514 General Laborer	1.58	198,496	2.00	258,972
<b>Total</b>	<b>3.16</b>	<b>403,102</b>	<b>4.00</b>	<b>525,838</b>

Source: Proposed Ordinance

**POLICY CONSIDERATION****Airport: New Positions**

Attachment 1 to this report shows the entire set of the 128 new positions that the Airport is proposing to add. On top of these new hires, the Airport has 302 vacant positions, resulting in a projected salary surplus of \$40 million in FY 2022-23.<sup>2</sup> The Airport reports that it hired approximately 300 permanent staff in FY 2022-23.

Exhibit 8 below shows a subset of the Airport's positions, including total proposed within each classification, vacancies as of June 2023, and our recommended deletions. Our recommendations would provide approximately \$6.2 million in savings in FY 2023-24. All positions are funded by Airport funds.

The Airport reviewed our recommendations and agreed that a portion of the new positions could be deleted and added in subsequent fiscal years, including 7 Custodians (5.53 FTE), one Manager I (0.79 FTE), and one Manger IV (0.79 FTE).

---

<sup>2</sup> In FY 2021-22, the Airport's operating fund had \$35.5 million in salary savings.

**Exhibit 8: Select Airport Positions and Recommended Deletions**

<b>Job Code</b>	<b>Job Title</b>	<b>Total FTE</b>	<b>Vacancies</b>	<b>New FTE</b>	<b>Recommended Deletion</b>	<b>Savings</b>
	Airport Economic					
9255_C	Planner	15.00	2.00	1.58	1.58	\$363,198
0922_C	Manager I	12.00	2.00	1.58	1.58	\$353,098
0923_C	Manager II	35.00	5.00	1.58	1.58	\$376,368
0932_C	Manager IV	17.00	6.00	1.58	1.58	\$214,935
0933_C	Manager V	12.00	2.00	1.58	1.58	\$460,354
0941_C	Manager VI	17.00	4.00	0.79	0.79	\$244,988
0943_C	Manager VIII	2.00	0.00	0.79	0.79	\$290,825
1041_C	IS Engineer-Assistant	8.00	2.00	0.79	0.79	\$159,099
1042_C	IS Engineer-Journey	15.00	5.00	1.58	1.58	\$349,538
1043_C	IS Engineer-Senior	17.00	1.00	2.37	0.79	\$192,237
1044_C	IS Engineer-Principal	18.00	3.00	2.37	2.37	\$691,698
	IS Business Analyst-					
1053_C	Senior	6.00	0.00	2.37	0.79	\$164,153
	IS Business Analyst-					
1054_C	Principal	14.00	5.00	3.16	3.16	\$843,380
1070_C	IS Project Director	13.00	1.00	3.95	0.79	\$174,241
7345_C	Electrician	25.00	11.00	0.79	0.79	\$152,849
7347_C	Plumber	24.00	2.00	1.58	1.58	\$154,096
2708_C	Custodian	427.00	15.00	25.28	11.85	\$1,057,932
<b>Totals</b>		<b>677.00</b>	<b>66.00</b>	<b>53.72</b>	<b>33.97</b>	<b>\$6,242,989</b>

Source: Financial System, Airport, BLA

As shown above, the Airport has 66 vacancies across management, technical, and trade classifications, but is proposing to add 53.72 FTE to the FY 2023-24 budget. We recommend deleting 33.97 FTE to account for existing vacancies.<sup>3</sup>

Across the Manager series, the average time a position has been vacant is 2.23 years. Across the IS-series, the average vacant time is 2.76 years. For Electricians, 3.03 years. Existing Plumber and Custodian positions have been vacant for less than a year on average.

### *Growth in Airport Staffing*

The Airport's proposed positions in FY 2023-24 total 2,028.32 FTE, or 11.0 percent more than the 1,827.12 FTE in its FY 2018-19 budget, which includes previously approved positions. According to the Controller's Office May 2023 report on the San Francisco economy, through March 2023

<sup>3</sup> The Airport does not have any Manager VIII vacancies but does have three Deputy Director V (0955) vacancies, one which has a conditional offer letter and expected to be filled in July 2023.



domestic air travel remains at 82 percent of 2019 levels and international travel remains at 90 percent of 2019 levels.

*Comparison to Airport Capital Plan*

Rather than issuing less debt to fund its capital improvement plan, the Airport is reallocating \$30 million in debt service savings to add 128 new positions and increase contract spending. The annualized cost of the proposed new positions is approximately \$22.1 million. According to the FY 2023-32 Capital Plan, the Airport's FY 2023-24 capital budget, including facility maintenance, is \$167.8 million, the FY 2024-25 capital budget including facility maintenance is \$75.2 million, and the capital budget including facility maintenance for FY 2025-26 and FY 2026-27 is approximately \$17 million. The Airport is in the process of developing its next Capital Plan.

## RECOMMENDATIONS

1. Amend File 23-0669 to delete 33.97 FTE new positions noted in Exhibit 8 within this report, and approve File 23-0669, as amended.
2. Approve the PUC's and Port's proposed non-General Fund budget changes in File 23-0656. Approval of the Port's General Fund reduction is a policy matter for the Board of Supervisors since it deletes a Board add-back appropriation.

**Attachment 1: New Airport Positions**

<b>Job Class</b>	<b>Job Class Title</b>	<b>Proposed FY 2023-24 FTE</b>	<b>Proposed FY 2023-24 Cost</b>	<b>Head count</b>
0922_C	Manager I	1.58	353,098	2
0923_C	Manager II	1.58	376,368	2
0932_C	Manager IV	1.58	214,935	2
0933_C	Manager V	1.58	460,354	2
0941_C	Manager VI	0.79	244,988	1
0943_C	Manager VIII	0.79	290,825	1
1041_C	IS Engineer-Assistant	0.79	159,099	1
1042_C	IS Engineer-Journey	1.58	349,538	2
1043_C	IS Engineer-Senior	2.37	576,711	3
1044_C	IS Engineer-Principal	2.37	691,698	3
1053_C	IS Business Analyst-Senior	2.37	492,459	3
1054_C	IS Business Analyst-Principal	3.16	843,380	4
1070_C	IS Project Director	3.95	1,102,790	5
1093_C	IT Operations Support Administrator III	0.79	134,023	1
1203_C	Personnel Technician	1.58	222,352	2
1204_C	Senior Personnel Clerk	0.79	107,057	1
1241_C	Human Resources Analyst	1.58	286,388	2
1244_C	Senior Human Resources Analyst	3.16	657,364	4
1246_C	Principal Human Resources Analyst	0.79	197,111	1
1406_C	Senior Clerk	0.79	104,797	1
1446_C	Secretary II	2.37	314,391	3
1452_C	Executive Secretary II	0.79	122,523	1
1632_C	Senior Account Clerk	3.16	414,616	4
1634_C	Principal Account Clerk	0.79	115,426	1
1654_C	Accountant III	4.74	902,358	6
1657_C	Accountant IV	0.79	183,824	1
1670_C	Financial Systems Supervisor	0.79	211,807	1
1760_C	Offset Machine Operator	0.79	97,489	1
1820_C	Junior Administrative Analyst	0.79	-	1
1822_C	Administrative Analyst	3.95	262,046	5
1823_C	Senior Administrative Analyst	4.74	751,950	6
1825_C	Principal Administrative Analyst II	0.79	200,468	1
2486_C	Chemist	0.79	145,767	1
2708_C	Custodian	25.28	2,856,864	32
3424_C	Integrated Pest Management Specialist	0.79	121,462	1
4308_C	Senior Collections Officer	0.79	114,176	1
7308_C	Cable Splicer	1.58	313,374	2
7329_C	Electronic Maintenance Technician Asst Supervisor	0.79	172,594	1
7334_C	Stationary Engineer	0.79	-	1
7345_C	Electrician	0.79	152,849	1
7347_C	Plumber	1.58	154,096	2
7348_C	Steamfitter	1.58	308,192	2
7376_C	Sheet Metal Worker	0.79	151,715	1

<b>Job Class</b>	<b>Job Class Title</b>	<b>Proposed FY 2023-24 FTE</b>	<b>Proposed FY 2023-24 Cost</b>	<b>Head count</b>
<b>7514_C</b>	General Laborer	0.79	99,248	1
<b>9220_C</b>	Aviation Security Operations Supervisor	2.37	306,022	3
<b>9240_C</b>	Airport Electrician	0.79	162,855	1
<b>9255_C</b>	Airport Economic Planner	1.58	363,198	2
<b>9922_C</b>	Public Service Aides	1.58	139,416	2
<b>Grand Total</b>		<b>101.12</b>	<b>17,004,061</b>	<b>128.00</b>

**Attachment 2: Airport Position Substitutions**

Current			Proposed			Change
Job Class	Job Class Title	Cost	Job Class	Job Class Title	Cost	Cost
1630_C	Account Clerk	115,008	1632_C	Senior Account Clerk	131,365	16,357
1842_C	Management Assistant	153,125	1450_C	Executive Secretary I	143,126	(9,999)
1632_C	Senior Account Clerk	130,509	1654_C	Accountant III	190,482	59,973
1686_C	Auditor III Airport Communications	228,198	9255_C	Airport Economic Planner	229,717	1,519
9204_C	Supervisor	185,106	0923_C	Manager II	237,991	52,885
1632_C	Senior Account Clerk	130,509	1654_C	Accountant III	190,482	59,973
1632_C	Senior Account Clerk	130,509	1654_C	Accountant III	190,482	59,973
1632_C	Senior Account Clerk	130,509	1654_C	Accountant III	190,482	59,973
1632_C	Senior Account Clerk	130,509	1654_C	Accountant III	190,482	59,973
1042_C	IS Engineer-Journey	219,842	1043_C	IS Engineer- Senior	242,502	22,660
1634_C	Principal Account Clerk	145,308	1654_C	Accountant III	190,482	45,174
0922_C	Manager I	222,352	0923_C	Manager II	237,991	15,639
1632_C	Senior Account Clerk	130,509	1654_C	Accountant III	190,482	59,973
1823_C	Senior Administrative Analyst	189,205	1824_C	Principal Administrative Analyst	217,793	28,588
0932_C	Manager IV	268,539	0933_C	Manager V	288,734	20,195
1093_C	IT Operations Support Administrator III	168,638	1054_C	IS Business Analyst- Principal	264,859	96,221
1042_C	IS Engineer-Journey	219,842	1043_C	IS Engineer- Senior	242,502	22,660
0923_C	Manager II	236,597	0931_C	Manager III	253,999	17,402
1632_C	Senior Account Clerk	130,509	1654_C	Accountant III	190,482	59,973
1654_C	Accountant III	189,209	1657_C	Accountant IV	232,393	43,184
1654_C	Accountant III	189,209	1657_C	Accountant IV	232,393	43,184
5207_C	Associate Engineer	228,009	5241_C	Engineer	257,034	29,025
1823_C	Senior Administrative Analyst	189,205	1824_C	Principal Administrative Analyst	217,793	28,588
1634_C	Principal Account Clerk	145,308	1654_C	Accountant III	190,482	45,174

Current			Proposed			Change
Job Class	Job Class Title	Cost	Job Class	Job Class Title	Cost	Cost
1823_C	Senior Administrative Analyst	189,205	1824_C	Principal Administrative Analyst	217,793	28,588
1654_C	Accountant III	189,209	1657_C	Accountant IV	232,393	43,184
1822_C	Administrative Analyst	164,917	1823_C	Senior Administrative Analyst	190,477	25,560
1043_C	IS Engineer-Senior	240,899	1044_C	IS Engineer-Principal	289,127	48,228
1052_C	IS Business Analyst	181,328	1043_C	IS Engineer-Senior	242,502	61,174
1446_C	Secretary II	131,946	1450_C	Executive Secretary I	143,126	11,180
1654_C	Accountant III	189,209	1657_C	Accountant IV	232,393	43,184
1822_C	Administrative Analyst	164,917	1823_C	Senior Administrative Analyst	190,477	25,560
1822_C	Administrative Analyst	164,917	1823_C	Senior Administrative Analyst	190,477	25,560
1094_C	IT Operations Support Administrator IV	200,549	1042_C	IS Engineer-Journey	221,308	20,759
1654_C	Accountant III	189,209	1657_C	Accountant IV	232,393	43,184
1041_C	IS Engineer-Assistant	200,150	1043_C	IS Engineer-Senior	242,502	42,352
1043_C	IS Engineer-Senior	240,899	1044_C	IS Engineer-Principal	289,127	48,228
1042_C	IS Engineer-Journey	219,842	1043_C	IS Engineer-Senior	242,502	22,660
1042_C	IS Engineer-Journey	219,842	1043_C	IS Engineer-Senior	242,502	22,660
1052_C	IS Business Analyst	181,328	1093_C	IT Operations Support Administrator III	169,778	(11,550)
1041_C	IS Engineer-Assistant	200,150	1042_C	IS Engineer-Journey	221,308	21,158
1041_C	IS Engineer-Assistant	200,150	1042_C	IS Engineer-Journey	221,308	21,158
1053_C	IS Business Analyst-Senior	206,502	1054_C	IS Business Analyst-Principal	264,859	58,357

Current			Proposed			Change
Job Class	Job Class Title	Cost	Job Class	Job Class Title	Cost	Cost
1654_C	Accountant III	189,209	1657_C	Accountant IV	232,393	43,184
1654_C	Accountant III	189,209	1657_C	Accountant IV	232,393	43,184
1654_C	Accountant III	189,209	1657_C	Accountant IV	232,393	43,184
<b>Total</b>		<b>8,449,058</b>			<b>10,118,061</b>	<b>1,669,003</b>



# FY 2023-24 Annual Salary Ordinance Amendment

Kevin Kone

Assistant Chief Financial Officer

June 14, 2023





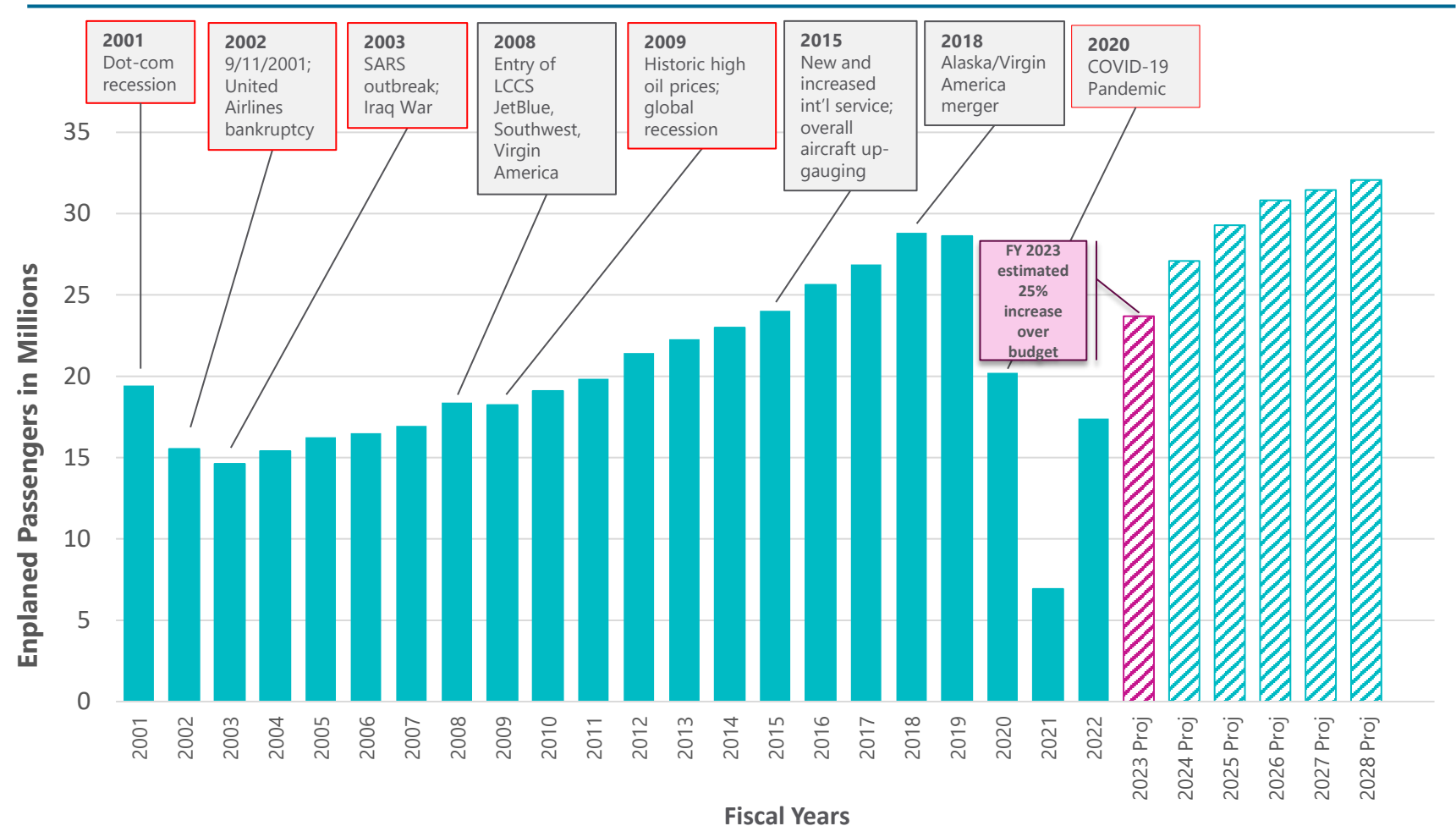
# SFO Has Successfully Managed Through Events That Changed the Aviation Industry

*Track record of traffic recovery through financial and economic challenges – currently estimated to surpass 2023 projections*

Historical passenger levels prior to the pandemic

- 9 consecutive years of passenger growth from FY 2010 to FY 2018
- **Previously used slow growth passenger forecast** to develop FY 2022-23 operating budget
- FYTD 2022-23 passenger traffic (through April 2023) is estimated to be **81%** of FYTD 2018-19, with estimated domestic and international recoveries of 80% and 84%, respectively

**Historical Passenger Enplanements FY 99-00 to FY 25-28 (Projections)**





## FY 2022-23 Airlines Routes

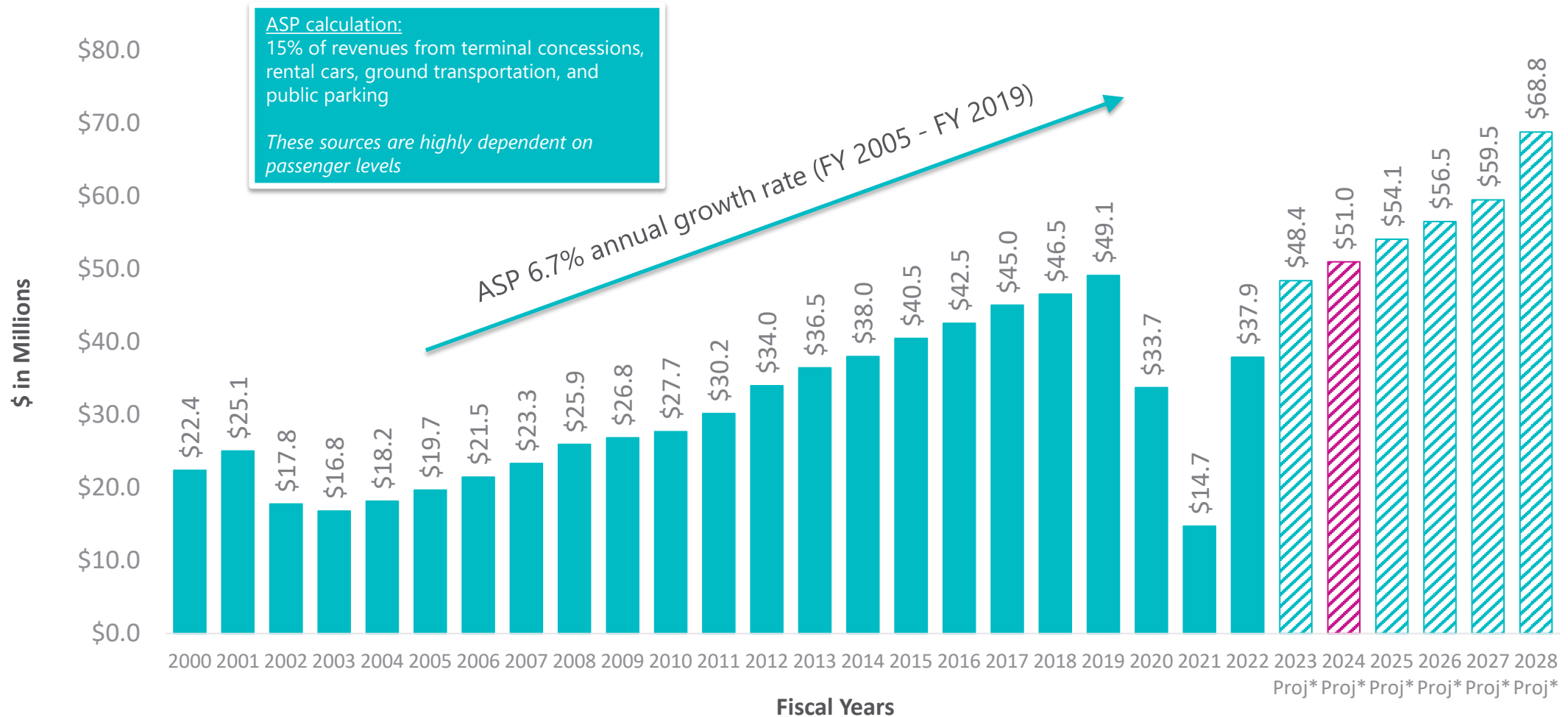
*SFO's growing network of airlines and destinations are driving increased activity and need for growth of 128 new positions in FY 2023-24*

- i. Airport is exceeding its original budgeted enplaned passengers,** FY23 originally budgeted 19.0M enplaned passengers, currently projected to exceed budget by 25% to 23.7M enplaned passengers
- ii. FYTD April 2023,** enplanements recovered **81%** of pre-pandemic levels
  - a. 80% Domestic
  - b. 84% International
- iii. New International Services,** in addition to carriers returning, new destinations
  - a. United Airlines and ITA Airways to Rome, Italy
  - b. ZIPAIR to Tokyo, Narita Airport
  - c. Norse Atlantic to London, England, Gatwick Airport
- iv. Increased Activity,** SFO enplanements are recovered 81% of pre-pandemic levels while Hong Kong and China are not at full capacity, so when it returns the Airport will see immediate impact

**Need to position SFO for return of Asia market while continue supporting new services,** Airport operations demand will outpace staff resources in FY 2023-24 – therefore, these 128 new positions are required to ensure safety and smooth operations for the traveling public

# Annual Service Payment (ASP) Impacted by Concession Revenues

ASP parallels passenger traffic – following onset of the pandemic was a dramatic decline in concession revenues – now FY23 projected to be 99% of FY19



Note: \*Projection reflects latest updated ASP as of 5/16/2023

# FY 2022-23 & 2023-24 Operating Budget By Expense Category

*Reduction in Debt Service from bond refunding opportunities allows for proposed **Annual Salary Ordinance amendment***

\$ in Millions

Operating Budget*	FY 2022-23	FY 2023-24		Increase/(Decrease)	
	Adopted	Base	Proposed	Amount	Percent
Personnel	\$ 283	\$ 294	\$ 307	\$ 13	4.3%
Non-Personnel Services	\$ 172	\$ 178	\$ 190	\$ 12	6.8%
Materials & Supplies	\$ 15	\$ 15	\$ 16	\$ 1	10.0%
Debt Service	\$ 444	\$ 605	\$ 575	\$ (30)	-5.0%
City Services	\$ 203	\$ 215	\$ 210	\$ (5)	-2.5%
Annual Service Payment	\$ 37	\$ 46	\$ 51	\$ 5	11.2%
Other	\$ 23	\$ 23	\$ 24	\$ 1	3.2%
<b>Total</b>	<b>\$ 1,178</b>	<b>\$ 1,376</b>	<b>\$ 1,372</b>	<b>\$ (4)</b>	<b>-0.3%</b>

Notes:

\* Operating Budget as shown here excludes capital projects and grant funds, which are included in the Annual Appropriation Ordinance

# FY 2023-24 Position Changes – ASO Amendment, **Scenario 1**

**128 annualized new positions** – building and restructuring workforce now to operate more effectively and efficiently because growth is imminent

<b>Division Title</b>	<b>Adopted FY 2022-23<sup>1</sup></b>	<b>Base FY 2023-24<sup>2</sup></b>	<b>Proposed FY 2023-24<sup>3</sup></b>	<b>Position Change vs FY 2023-24 Base</b>	<b>% Change</b>
AIR Airport Director	15	15	18	3	20%
AIR Bureau Of Admin & Policy	68	68	78	10	15%
AIR Chief Development Office	221	221	221	-	-
AIR Chief Information Office	117	117	143	26	22%
AIR Chief Operating Office	46	46	47	1	2%
AIR Finance & Commercial Office	109	109	144	35	32%
AIR External Affairs	30	30	32	2	7%
AIR Facilities	1,046	1,049	1,093	44	4%
AIR Fire Bureau	1	1	1	-	-
AIR Operations & Security	250	250	256	6	2%
AIR Planning Division	21	22	22	1	5%
AIR Police Bureau	1	1	1	-	-
<b>Total Positions</b>	<b>1,925</b>	<b>1,929</b>	<b>2,057</b>	<b>128</b>	<b>7%</b>

Notes:

1. All Funds, Operating and Project & Overhead Positions
2. Includes 4 New Positions from the prior budget cycle to support facilities, environmental compliance and sustainability efforts
3. Includes 31 Position Substitutions > 15%

# FY 2023-24 Position Changes – ASO Amendment, **Scenario 2 – 9 Position Reductions**

**119 annualized new positions** reflects **partial** investment in personnel to support recovery and ongoing changes in Airport Operations – **in the interim, temporary positions will be used to fulfill government affairs, custodial and terminal systems demands**

Division Title	Adopted FY 2022-23 <sup>1</sup>	Base FY 2023-24 <sup>2</sup>	Proposed FY 2023-24 <sup>3</sup>	Position Change vs FY 2023-24 Base	% Change
AIR Airport Director	15	15	18	3	20%
AIR Bureau Of Admin & Policy	68	68	78	10	15%
AIR Chief Development Office	221	221	221	-	-
AIR Chief Information Office	117	117	143	26	22%
AIR Chief Operating Office	46	46	47	1	2%
AIR Finance & Commercial Office	109	109	144	35	32%
AIR External Affairs <sup>4</sup>	30	30	31	1	3%
AIR Facilities <sup>4</sup>	1,046	1,049	1,086	37	4%
AIR Fire Bureau	1	1	1	-	-
AIR Operations & Security <sup>4</sup>	250	250	255	5	2%
AIR Planning Division	21	22	22	1	5%
AIR Police Bureau	1	1	1	-	-
<b>Total Positions</b>	<b>1,925</b>	<b>1,929</b>	<b>2,048</b>	<b>119</b>	<b>6%</b>

Notes:

1. All Funds, Operating and Project & Overhead Positions
2. Includes 4 New Positions from the prior budget cycle to support facilities, environmental compliance and sustainability efforts
3. Includes 31 Position Substitutions > 15%
4. 9 Position Reductions = (1) 0932 Manager IV in External Affairs; (7) Custodians in Facilities; and (1) 0922 Manager I Terminal Systems

# FY 2023-24 Position Changes – ASO Amendment by Airport Division

*Personnel investments to support aging infrastructure, increased square footage, grants, revenue sources, cybersecurity, monetize digital assets, hiring and other safety, security and mission critical needs*

## **Position changes (128 New Positions):**

- i. Facilities Division<sup>1</sup>**, trades positions to support existing aging infrastructure, as well as custodial positions to care for additional square footage of space put into operation and to keep up with custodial demand due to increased passenger levels *(44 New Positions, 4% increase)*
- ii. Finance & Commercial Division**, positions to address increased workload, increased grants, secure financial resiliency, strengthen existing revenues, new GASB provisions, and managing and accounting of new revenue streams *(35 New Positions, 32% increase)*
- iii. Information Technology & Telecommunication (ITT) Division**, positions to ensure cybersecurity measures and support operations coming back online and in new digital spaces, and projects to monetize Airport services as a digital asset *(26 New Positions, 22% increase)*
- iv. People, Performance & Development Section**, positions to onboard staff “near record 2019 levels” and commensurate to Airport’s passenger growth *(10 New Positions, 15% increase)*
- v. Safety, Security & Other Operations<sup>1</sup>**, mission critical priorities *(13 New Positions, 2% increase)*

Notes:

1. AIR’s Scenario 2 – 9 Position Reductions = (7) Custodians in Facilities; (1) 0932 Manager IV in External Affairs; and (1) 0922 Manager I Terminal Systems. Results in 119 New Positions.

# FY 2023-24 Position Changes – ASO Amendment by Airport Division

*Budget reallocation reflects Airport's efforts to continue delivering exceptional services to its tenants and passengers, to invest in the Airport's workforce, to operationally staff new spaces, and to adequately respond to labor market conditions*

<b>Operating Budget</b>	<b>FY 2022-23 Adopted</b>	<b>FY 2023-24 Base</b>	<b>FY 2023-24 Proposed</b>
Operations & Maintenance	\$734	\$771	\$797
Debt Service	\$444	\$605	\$575
<b>Total Budget</b>	<b>\$1,178</b>	<b>\$1,376</b>	<b>\$1,372</b>
% Change		16.8%	-0.3%
<b>Position Overview<sup>1</sup></b>	<b>FY 2022-23 Adopted</b>	<b>FY 2023-24 Base</b>	<b>FY 2023-24 Proposed<sup>2</sup></b>
Operating Positions	1,654	1,658	1,777
Project & Overhead Positions <sup>3</sup>	271	271	280
<b>Total Positions</b>	<b>1,925</b>	<b>1,929</b>	<b>2,057</b>
# Change		4	128
% Change		0.2%	7.0%

Notes:

1. Excludes Special Classes
2. Includes 31 Position Substitutions > 15%
3. Supports Capital Improvement Plan (CIP)

Thank you





# Port of San Francisco FY 2023-24 Midcycle Budget Changes

June 14, 2023





## Port Budget Update

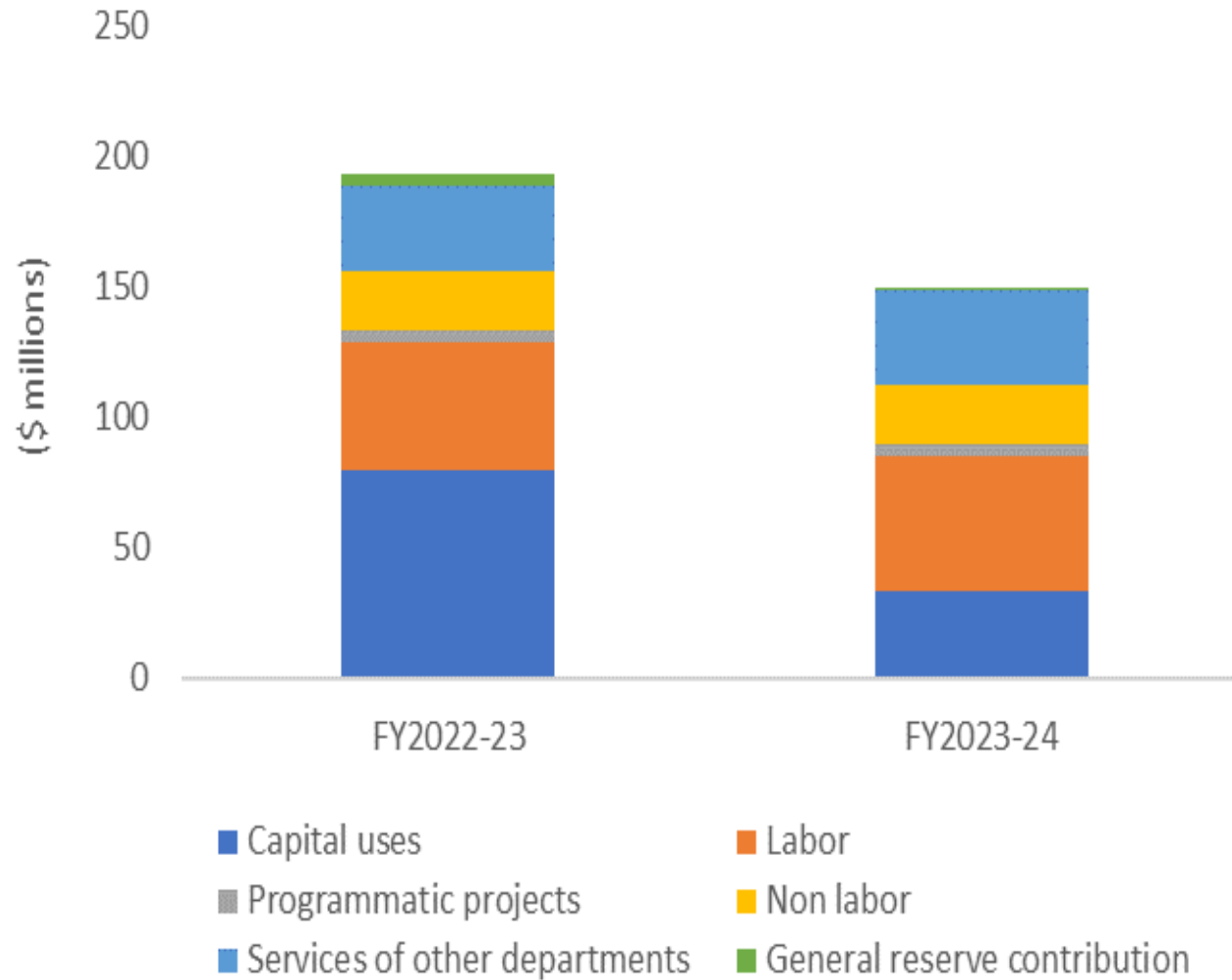
---

- Fixed 2-year budget was adopted last year. Now making minimal mid-cycle changes
- Mission Bay Parks, which are currently maintained by OCII, will be maintained by the Port and RPD beginning July 1. Maintenance costs will be funded by OCII.
- The Mayor's budget also reduces a FY23-24 general fund add-back of \$500k to incubate black-owned businesses on Port property. The Port can still deliver on the intent of the add-back, using unspent funds from the FY22-23 add-back of \$500k, and other sources needed to fill the gap.

# Port FY 23-24 Operating Budget Changes

Expense Changes	\$000
Parks Maintenance Costs	\$1,000.8
<i>Staff Costs, including 2 new Laborers and 2 Gardeners</i>	<i>801.9</i>
<i>Additional Supplies, Utility, and Security Costs</i>	<i>198.9</i>
Workorder adjustments	1,353.2
Fringe Adjustments	430.3
Other Changes	51.1
Reduction of Reserve Deposit	-1,833.4
Reduction of General Fund Add-Back	-500.0
<b>Total Expenditure Increase</b>	<b>\$501.9</b>

# Port FY 23-24 Operating Budget Overview







# Questions

OFFICE OF THE MAYOR  
SAN FRANCISCO



RECEIVED  
LONDON N. BREED  
SAN FRANCISCO MAYOR  
2023 MAY 31 9:05 AM  
PH 2:31  
BY *[Signature]*

To: Angela Calvillo, Clerk of the Board of Supervisors  
From: Anna Duning, Mayor's Budget Director  
Date: June 1, 2023  
Re: Mayor's FY 2023-24 and FY 2024-25 Budget Submission

---

Madam Clerk,

In accordance with City and County of San Francisco Charter, Article IX, Section 9.100, the Mayor's Office hereby submits the Mayor's proposed budget by June 1<sup>st</sup>, corresponding legislation, and related materials for Fiscal Year (FY) 2023-24 and FY 2024-25.

In addition to the Mayor's Proposed FY 2023-24 and FY 2024-25 Budget Book, the following items are included in the Mayor's submission:

- The Annual Appropriation Ordinance and Annual Salary Ordinance, along with Administrative Provisions
- The proposed budget for the Office of Community Investment and Infrastructure for FY 2023-24
- The Airport Annual Salary Ordinance Supplemental for FY 2023-24
- The Port of San Francisco Annual Salary Ordinance Supplemental for FY 2023-24 and Annual Appropriation Ordinance Supplemental for FY 2023-24
- The Public Utilities Commission Capital Budget for FY 2023-24 and Annual Appropriation Ordinance Supplemental for FY 2023-24
- 34 separate pieces of trailing legislation (see list attached)
- A Transfer of Function letter detailing the transfer of positions from one City department to another
- An Interim Exception letter
- A letter addressing funding levels for nonprofit corporations or public entities for the coming two fiscal years
- Memo to the Board President requesting for 30-day rule waivers on ordinances

Please note the following:

- Technical adjustments to the June 1 budget are being prepared, but are not submitted with this set of materials.

Sincerely,

*[Signature]*  
Anna Duning  
Mayor's Budget Director

cc: Members of the Board of Supervisors  
Budget & Legislative Analyst's Office  
Controller

RECEIVED  
BOARD OF SUPERVISORS  
SAN FRANCISCO  
2023 JUN -1 PM 2:34  
BY *[Signature]*

<b>DEPT</b>	<b>Item</b>	<b>Description</b>	<b>Type of Legislation</b>	<b>File #</b>
ADM	Code Amendment	Amending the Administrative Code to eliminate the Annual Joint Fundraising Drive	Ordinance	230648
ADM	Code Amendment	Amending the Administrative and Environment Codes to reduce reporting burdens, so as to update insurance manuals when requested or necessary, instead of on an annual basis, and eliminating some scheduled reports	Ordinance	230647
ADM	Code Amendment	Amending the Administrative Code relating to Technology Commodities and Services Procurements, to eliminate the Tech Marketplace fee	Ordinance	230649
ADM	Continuing Prop J	City Administrator's Office convention facility management services, Real Estate custodial services, and Fleet and Real Estate security services	Resolution	230672
BOS	Continuing Prop J	Board of Supervisors Budget and Legislative Analyst Services for FY 2023-24	Resolution	230672
CON	Access Line Tax (ALT) Tax Rates	Sets Access Line Tax in line with 2023 Consumer Price Index. Revenues assumed in budget.	Ordinance	230676
CON	Neighborhood Beautification Fund	Neighborhood Beautification and Graffiti Clean-Up Fund Option (now known as the Community Challenge Grant Program)	Ordinance	230668
DBI	Department of Building Inspection Fee Changes	Changing the fee structure for DBI fees that are charged for permitting and inspection	Ordinance	230658
DEC	Early Care and Education Commercial Rents Tax Baseline	Amending the baseline funding requirements for early care and education programs to enable the City to use Early Care and Education Commercial Rents Tax revenues for those programs	Ordinance	230661
DEC	Early Care and Education, Commercial Rents Tax Deductions	Amending the Business and Tax Regulations Code relating to the Early Care and Education Commercial Rents Tax Sublessor Deduction	Ordinance	230660
DEM	EMSA Fee Changes	Updating medical services fees due to annual adjustments for the purposes of funding trauma and pediatric centers. Fees also required for certain additional services.	Ordinance	230659

DPH	Patient Rates	Amending the Health Code to set patient rates and rates for other services provided by the Department of Public Health.	Ordinance	230662
DPH	Recurring State Grants	Accept and expend for annual, recurring state grant funds.	Resolution	230677
DPH	Managed Care Rates	Amending the Health Code to set managed care rates provided by the Department of Public Health.	Ordinance	230650
DPH	Public Health Foundation MOU	MOU between DPH and San Francisco Public Health Foundation to establish roles and responsibilities for purposes of fundraising and capital projects	Resolution	230673
DPH	Hospital Foundation MOU	MOU between DPH and San Francisco General Hospital Foundation to establish roles and responsibilities for purposes of fundraising and capital projects	Resolution	230674
DPH	Mobile Crisis Grant	Grant agreement between DPH and Advocates for Human Potential Inc. for anticipated revenue that support behavioral health mobile crisis and non-mobile crisis services	Resolution	230679
DPH	Continuing Prop J	Department of Public Health Security Services	Resolution	230672
DPW	Continuing Prop J	Department of Public Works Security Services for FY 2023-24	Resolution	230672
ECN	Contract Amendment - MidMarket Foundation	Contract amendment to reflect budgeted funding levels for the Mid-Market Foundation - Mid-Market/Tenderloin Community-Based Safety Program	Resolution	230681
ECN	Contract Amendment – San Francisco Tourism Improvement District Management Corporation	Contract amendment to reflect budgeted funding levels for the San Francisco Tourism Improvement District Management Corporation – Downtown Welcome Ambassador Program	Resolution	230680
ECN	Film Commission Fee Changes	Increase of filming fees for the SF Film Commission	Ordinance	230651
HOM	CAAP Legislation	Annual legislation for CAAP housing, required if appropriations for HSH fund exceed \$11.9 million, including expenditure details and explanation of benefits provided	Resolution	230675
HOM	Continuing Prop J	Homelessness and Supportive Housing security services	Resolution	230672



HSA	Continuing Prop J	Human Services Agency Security Services for FY 2023-24	Resolution	230672
HSH/ DPH	Funding Reallocation - Our City, Our Home Homelessness Gross Receipts Tax	Ordinance reallocating approximately \$60,000,000 in unencumbered revenues from the Our City, Our Home Fund to allow the City to use revenues from the Homelessness Gross Receipts Tax to provide services to prevent homelessness.	Ordinance	230657
LIB	Friends of the Library A&E	Annual Accept & Expend legislation for the SFPL's Friends of the Library Fund	Resolution	230678
MOHCD	Continuing Prop J	Mayor's Office of Housing and Community Development security services for undeveloped real property	Resolution	230672
OCII	OCII Interim Budget Resolution	OCII Interim Budget Resolution	Resolution	230670
	Citywide Tax Changes	Gross Receipts Tax Rate Increase Postponement and Credits for Opening City Location	Ordinance (Introduced)	File No. 230155
REG	Continuing Prop J	Department of Elections Envelope Assembly Services for FY 2023-24	Resolution	230672
REG	Ballot Arguments Opt-Out	Legislation for CCSF opt out of arguments on ballots required in AB 1416	Ordinance	230663
SHF	Continuing Prop J	Sheriff's Department County Jails Food Services for FY 2023-24	Resolution	230672
TTX	First Year Free	Continues waiving certain small business first-year permit, license, and business registration fees	Ordinance	230664

OFFICE OF THE MAYOR  
SAN FRANCISCO



LONDON N. BREED  
MAYOR

TO: Aaron Peskin, President of the Board of Supervisors; Angela Calvillo, Clerk of  
the Board of Supervisors  
FROM: Tom Paulino  
RE: 30-day Waiver Request for 7 Ordinances Related to Budget  
DATE: June 2, 2023

---

A formal request to waive the 30-day hold on the following 7 ordinances introduced along with the budget on Thursday, June 1, 2023:

- Interim AAO
- Interim ASO
- Proposed AAO
- Proposed ASO
- Airport ASO Supplemental
- Port ASO Supplemental
- PUC Capital Budget and AAO Supplemental

Should you have any questions, please contact Tom Paulino at 415-554-6153.

President, District 3  
BOARD of SUPERVISORS



City Hall  
1 Dr. Carlton B. Goodlett Place, Room 244  
San Francisco, CA 94102-4689  
Tel. No. 554-7450  
Fax No. 554-7454  
TDD/TTY No. 544-6546

**Aaron Peskin**

---

---

**PRESIDENTIAL ACTION**

Date:

To: Angela Calvillo, Clerk of the Board of Supervisors

---

---

Madam Clerk,

Pursuant to Board Rules, I am hereby:

Waiving 30-Day Rule (Board Rule No. 3.23)

File No.

(Primary Sponsor)

Title.

Transferring (Board Rule No 3.3)

File No.

(Primary Sponsor)

Title.

From:

Committee

To:

Committee

Assigning Temporary Committee Appointment (Board Rule No. 3.1)

Supervisor:

Replacing Supervisor:

For:

Meeting

(Date)

(Committee)

Start Time:

End Time:

Temporary Assignment: Partial

Full Meeting

---

Aaron Peskin, President  
Board of Supervisors

**Board of Supervisors  
Legislation Introduced**

<b>Legislation Introductions - 6/6/23</b>					
<b>Number</b>	<b>Requests or IA</b>	<b>File No.</b>	<b>Sponsor</b>	<b>File Type</b>	<b>Description</b>
	30-Day	<b>230642</b>	Mayor	O	Proposed Interim Budget and Annual Appropriation Ordinance (AAO)
	30-Day	<b>230643</b>	Mayor	O	Proposed Interim Annual Salary Ordinance (ASO)
	30-Day	<b>230644</b>	Mayor	O	Proposed Budget and Annual Appropriation Ordinance (AAO)
	30-Day	<b>230645</b>	Mayor	O	Proposed Annual Salary Ordinance (ASO)
	30 Day Waiver	<b>230646</b>	Mayor	O	Admin Code - Minimum Compensation Ordinance
	30 Day Waiver	<b>230647</b>	Mayor	O	Admin & Environment Codes - Reducing Reporting Burdens
	30 Day Waiver	<b>230648</b>	Mayor	O	Admin Code - Eliminating Annual Joint Fundraising Drive
	30 Day Waiver	<b>230649</b>	Mayor	O	Admin Code - Technology Commodities and Services Procurements
	30 Day Waiver	<b>230650</b>	Mayor	O	Admin Code - DPH Managed Care Contracts
	30 Day Waiver	<b>230651</b>	Mayor	O	Admin Code - Film Commission Programs
	30-Day	<b>230652</b>	Mayor	O	Appropriation - \$124,020,472 in Proceeds from Revenue Bonds, Hetch Hetchy Revenue, Cap and Trade Allowance - FY 2023-24
	30-Day	<b>230653</b>	Mayor	O	Appropriation - Proceeds from CleanPowerSF Revenue and CPUC Grant Funds for CleanPowerSF Capital Improvements - \$1,607,220 - FY2023-24
	30-Day	<b>230654</b>	Mayor	O	Appropriation - \$332,278,006 in Proceeds from Revenue Bonds, State Loan or Grant Funds, Water Revenues, and Water Capacity Fees - FY2023-24
	30-Day	<b>230655</b>	Mayor	O	Appropriation - Proceeds from Revenue Bonds, State Loans or Grant Funds, Wastewater Revenues, and Wastewater Capacity Fees for Wastewater Capital Improvements - \$1,142,597,402 - FY2023-24
	30-day	<b>230656</b>	Mayor	O	Appropriation - Port Commission - \$501,908 - PUC - \$97,057,341 - FY2023-24
	30 Day Waiver	<b>230657</b>	Mayor	O	Funding Reallocation - Our City, Our Home Homelessness Gross Receipts Tax
	30 Day Waiver	<b>230658</b>	Mayor	O	Building Code - Fees
	30 Day Waiver	<b>230659</b>	Mayor	O	Business & Tax Regulations, Health Codes - Emergency Medical Services Fees
	30 Day Waiver	<b>230660</b>	Mayor	O	Business & Tax Regulations Code - Early Care and Education Commerical Rents Tax Sublessor Deduction
	30 Day Waiver	<b>230661</b>	Mayor	O	Business & Tax Regulations Code - Early Care and Education Commerical Rents Tax Baseline
	30 Day Waiver	<b>230662</b>	Mayor	O	Health Code - Patient Rates for FY 2023-24 and 2024-25
	30 Day Waiver	<b>230663</b>	Mayor	O	Municipal Elections Code - Supporters and Opponents in Ballot Questions for Local Measures
	30 Day Waiver	<b>230664</b>	Mayor	O	Business & Tax Regulations Code - Waiver of Permit, License, and Business Registration Fees for Certain Small Businesses

**Board of Supervisors  
Legislation Introduced**

<b>Legislation Introductions - 6/6/23</b>					
<b>Number</b>	<b>Requests or IA</b>	<b>File No.</b>	<b>Sponsor</b>	<b>File Type</b>	<b>Description</b>
	30-Day	<b>230665</b>	Mayor	O	SFPUC Water Revenue Bond and Other Forms of Indebtedness Issuance - NTE \$358,985,453
	30-Day	<b>230666</b>	Mayor	O	SFPUC Wastewater Revenue Bond Issuance - NTE \$1,047,288,286
	30-Day	<b>230667</b>	Mayor	O	SFPUC Power Revenue Bond and Other Forms of Indebtedness Issuance - NTE \$41,031,367
	30 Day Waiver	<b>230668</b>	Mayor	O	Neighborhood Beautification and Graffiti Clean-Up Fund Tax Designation Ceiling
	30-Day	<b>230669</b>	Mayor	O	Public Employment - Amendment to the Salary Ordinance for the Port Commission and the Airport Commission - FY2023-24

OFFICE OF THE MAYOR  
SAN FRANCISCO



LONDON N. BREED  
MAYOR

TO: Angela Calvillo, Clerk of the Board of Supervisors  
FROM: Tom Paulino, Liaison to the Board of Supervisors  
RE: Public Employment - Amendment to the Salary Ordinance for the Port  
Commission and the Airport Commission - FY2023-2024  
DATE: June 1, 2023

---

**Ordinance amending Ordinance No 166-22 (Salary Ordinance Fiscal Years 2022-2023 and 2023-2024) to reflect the addition of 4 positions (3.16 FTEs) at the Port Commission, and the substitution of 31 positions (31.0 FTEs) and the addition of 128 positions (101.12 FTEs) at the Airport Commission in Fiscal Year (FY) 2023-2024.**

Should you have any questions, please contact Tom Paulino at 415-554-6153.