

FILE NO. 150481

Petitions and Communications received from May 11, 2015, through May 22, 2015, for reference by the President to Committee considering related matters, or to be ordered filed by the Clerk on June 2, 2015.

Personal information that is provided in communications to the Board of Supervisors is subject to disclosure under the California Public Records Act and the San Francisco Sunshine Ordinance. Personal information will not be redacted.

From Economic and Workforce Development, regarding grant budget modification for TechSF Workforce Innovation Fund Partnership. Copy: Each Supervisor. (1)

From Clerk of the Board, reporting that the following individuals have submitted Form 700 Statements as of May 12, 2015. (2)

Smooke, Joseph William - Legislative Aide - Assuming office

Wong, Iris - Legislative Aide - Assuming office

From Child Support Services, submitting membership list for FY2015-FY2016. Copy: Each Supervisor. (3)

From Laguna Honda Hospital and Rehabilitation Center, submitting quarterly report for admissions, age, ethnicity, and referral information. (4)

From Vera Diego, regarding marijuana dispensary in the Sunset District. Copy: Each Supervisor. (5)

From Guss Dolan, regarding short term rental legislation. File Nos. 150295, 141036, and 150363. Copy: Each Supervisor. (6)

From Suzy Knutson, regarding proposed legislation on sugar-sweetened beverages. File Nos. 150241, 150243, and 150245. Copy: Each Supervisor. (7)

From Capital Planning Committee, regarding proposed legislation on Proposed Affordable Housing General Obligation Bond and FYs 2015-2016 and 2016-2017 General Fund Capital Budget. Copy: Each Supervisor. (8)

From Animal Control and Welfare Commission, submitting quarterly report for January 2014 through April 2015. Copy: Each Supervisor. (9)

From Planning Department, submitting Notice of Preparation of Environmental Impact Report for 1500 Mission Street. Copy: Each Supervisor. (10)

From Human Rights Commission, regarding FY2016 membership list. Copy: Each Supervisor. (11)

From Controller, regarding 3rd quarter Government Barometer for FY2015. Copy: Each Supervisor. (12)

From Public Health, regarding release of Ambulatory Care salary and fringe funds from reserve. (13)

From Clerk of the Board, reporting that the Public Utilities Commission submitted a resolution adopting schedules of rates and charges for the Community Choice Aggregation program. (14)

From Shari Steiner, submitting signatures for petition regarding Municipal Transportation Agency. 4,414 signatures. Copy: Each Supervisor. (15)

From Randall Kovar, regarding attempt to lower the voting age in San Francisco. Copy: Each Supervisor. (16)

From Mayor Lee, regarding the following appointments to the Commission on the Environment: (17)

Joshua Arce - term ending May 25, 2019

Johanna Wald - term ending May 10, 2019

Elmy Bermejo - term ending October 5, 2016

From Consumer Watchdog, regarding short-term residential rentals. File No. 150295. Copy: Each Supervisor. (18)

From Treasurer and Tax Collector, submitting pooled investment report for April 2015. Copy: Each Supervisor. (19)

From Public Library, submitting Waiver Request Form for Ventura County/Gartner agreement. Copy: Each Supervisor. (20)

From Zacks & Freedman, P.C., regarding petition for writ of mandate for 1049 Market Street, LLC. Copy: Each Supervisor. (21)

From Peter Kirby, submitting signatures for petition regarding the Municipal Transportation Agency. 212 signatures. Copy: Each Supervisor. (22)

From Margaret McNamara, regarding Bay to Breakers. Copy: Each Supervisor. (23)

From Controller, submitting Economic Impact Report for Short-term Residential Rentals. File Nos. 150295 and 150363. Copy: Each Supervisor. (24)

From Citizen Complaints, submitting 2014 Annual Comprehensive Statistical Report. Copy: Each Supervisor. (25)

From Controller, submitting Employee Health Protection and Promotion: An Analysis of City Workers' Compensation Data and Opportunities for Integration with Employee Well-Being. Copy: Each Supervisor. (26)

From Status of Women, submitting annual report of memberships. Copy: Each Supervisor. (27)

From Human Services, submitting annual list of memberships organizations for FY2015-FY2016. Copy: Each Supervisor. (28)

From Michael Barber, regarding Pier 3/Lower Fort Mason as an option for Alcatraz ferry embarkation. Copy: Each Supervisor. (29)

From Waste Management of Alameda County, Inc., regarding 2009 request for proposals for landfill disposal services. Copy: Each Supervisor. (30)

From John Hagedorn, regarding Interstate 280 demolition at Mariposa Street. Copy: Each Supervisor. (31)

From concerned citizens, regarding liquor license at 2 New Montgomery Street. 2 letters. File No. 150218. Copy: Each Supervisor. (32)

From General Hepatitis Co-infection Clinic, regarding hepatitis C budget proposal. Copy: Each Supervisor. (33)

From Child Planning and Advisory Council, regarding the Department of Children, Youth, and Their Families Oversight and Advisory Committee. Copy: Each Supervisor. (34)

From Society for the Preservation and Appreciation of San Francisco's 1906 Earthquake Refugee Shacks, regarding preservation of 369 Valley Street. Copy: Each Supervisor. (35)

From Planning Department, submitting Academy of Art University Draft Environmental Impact Report. Copy: Each Supervisor. (36)

From: Board of Supervisors, (BOS)
To: BOS-Supervisors; Wong, Linda (BOS)
Subject: FW: Grant Budget Modification - TechSF Workforce Innovation Fund Partnership Grant
Attachments: Budget Modification Letter-Dec 2014.IF-23260.pdf

From: Liedl, Fred (ECN)
Sent: Monday, May 11, 2015 1:37 PM
To: Board of Supervisors, (BOS)
Cc: Pascual, Merrick (ECN); Wan, Cherie (CON)
Subject: Grant Budget Modification - TechSF Workforce Innovation Fund Partnership Grant

In accordance with Administrative Code Section 10.170-1(H), this message serves to notify the Board of Supervisors of a Federal or State grant line item budget revision in excess of 15% requiring funding agency approval. See following breakdown of the grant budget:

Grant Name: TechSF Workforce Innovation Fund Partnership Grant				
Funding Agency: Department of Labor				
Line Item	Original Budget	Change Amount	Change Percent	Revised Amount
Personnel	384,384	-62,176	-16%	322,208
Fringe Benefits	126,846	0	0%	126,846
Travel	9,436	0	0%	9,436
Supplies	900	0	0%	900
Contracts	2,396,000	72,000	3%	2,468,000
Indirect Cost	82,434	-9,824	-12%	72,610
Total	3,000,000	0	0%	3,000,000

A copy of the budget revision documentation submitted to the funding agency is attached.



Fred Liedl | Finance Manager

1 South Van Ness, 5th Floor | San Francisco, California 94103-5416
E: fred.liedl@sfgov.org | T: (415) 701-4834 | W: <http://www.oewd.org>

Be green, keep it on the screen, think before you print.

①

December 18, 2014

John Jacobs
Federal Project Officer
U.S. Department of Labor
Employment & Training Administration
90-7th Street, Suite 1700
San Francisco, CA 94103

RE: Grant # San Francisco IF-23260-12-60-A-6

Dear Mr. Jacobs:

I am writing to request a budget modification for the TechSF Workforce Innovation Partnership grant (IF-23260) for innovations in workforce development systems. We are requesting a budget modification to allow for WIF project management to be accomplished by consultants rather than OEWD staff. An overview of all changes and budget narrative are below.

Budget Modification:

Category	Original Amount	Requested Change	Proposed Amount
a. Personnel	384,384	Decrease by 62,176	322,208
b. Fringe Benefits	126,846	no change	
c. Travel	9,436	no change	
d. Equipment			
e. Supplies	900	no change	
f. Contractual	2,396,000	Increase by 72,000	2,468,000
g. Construction			
h. Other			
i. Total Direct	2,917,566	no change	
j. Indirect Charges	82,434	Decrease by 9,824	72,610
k. TOTAL	3,000,000		3,000,000

Budget Narrative for Requested Changes:

a. Personnel

The full-time TechSF-WIP Project Manager's employment will end as of December 19, 2014 thereby reducing the need for personnel funds by 62,176. Other staffing remains the same.

Calculation: 1.0 FTE x \$100,906 annual salary x 2.5 years = \$240,542 total. Other staffing remains the same.

b. Fringe Benefits

Fringe benefits are not changing. The original proposal estimated 33% (x personnel) for fringe benefits, but the actual amount is 39%.



j. Indirect Charges

Indirect charges are calculated at 15.8% of direct non-contractual.

Contractor Modification:

Contractor	Current Budget	Requested Change	Proposed Budget
Adaptive Path	110,000	Decrease by 110,000; transfer scope of work to IFTF.	0
Bay Area Video Coalition	567,000	Increase by 20,618 for learning network event and Zendesk pilot.	\$ 587,618
City College of San Francisco	265,000	Decrease by 94,957 due to programmatic changes.	170,043
Institute for the Future (IFTF)	194,000	Increase by 163,000 for employer engagement project from Adaptive Path.	357,000
Mayor's Office of Civic Innovation	240,000	Decrease by 45,000 due to delayed start.	195,000
Rebelle, Inc. (Monique Woodard)	10,000	Increase by 135,675 for project management, data lab work, and career navigation development.	145,675
San Francisco State University	300,000	Decrease by 32,336 due to delays in getting started.	267,664
Tekmeca	25,000	Decrease by 15,000; transfer scope of work to Rebelle, Inc.	10,000
TRAIL Labs	35,000	No change.	35,000
txt2wrk	50,000	No change.	50,000
WestEd	600,000	No change.	600,000
LaunchPad	0	Increase by 50,000 to pilot virtual job matching application.	50,000
TOTAL Original Contractual:	2,396,000	TOTAL Proposed Contractual:	2,468,000

With these proposed changes, we are confident that we will fully expend the grant funds and meet the grant deliverables.

Please don't hesitate to contact me with any questions or suggestions.

Sincerely,



Rhonda Simmons
Director, Workforce Development



BOARD of SUPERVISORS



City Hall
1 Dr. Carlton B. Goodlett Place, Room 244
San Francisco 94102-4689
Tel. No. 554-5184
Fax No. 554-5163
TDD/TTY No. 544-5227

MEMORANDUM

Date: May 12, 2015
To: Honorable Members, Board of Supervisors
From: Angela Calvillo, Clerk of the Board
Subject: Form 700

This is to inform you that the following individuals have submitted a Form 700 Statement:

Smooke, Joseph William – Legislative Aide – Assuming office
Wong, Iris – Legislative Aide – Assuming office

2



CITY AND COUNTY OF SAN FRANCISCO
DEPARTMENT OF CHILD SUPPORT SERVICES

617 Mission Street, San Francisco, CA 94105-3503 Tel. (415) 356-2700
Child Support Automated Information System 1-866-901-3212

BOS-11, COB,
CPage ✓



2015 MAY 12 AM 10:49
KAREN M. ROYE
DIRECTOR *KJ*

EDWIN M. LEE
MAYOR

May 7, 2015

The Honorable Mayor Lee
Mayor, City and County of San Francisco
1 Dr. Carlton B. Goodlett Place, Room 200
San Francisco, CA 94102

Angela Calvillo, Clerk of the Board
Board of Supervisors
1 Dr. Carlton B. Goodlett Place, Room 244
San Francisco, CA 94102

Ben Rosenfield, Controller
1 Dr. Carlton B. Goodlett Place, Room 316
San Francisco, CA 94102

RE: Membership List – Fiscal Year 2015-2016

Ladies and Gentlemen:

As required by San Francisco Administrative Code, Section 16.6, I am submitting the annual list of membership in organizations for Fiscal Year 2015-2016. If you have any questions on this report, please contact me at (415) 356-2850.

Membership Organizations	Fee for FY15-16
Government Finance Officers Association	\$ 150
National Child Support Enforcement Association	\$ 200
Child Support Directors Association	\$ 15,000
Bar Association of San Francisco	\$ 250

Sincerely,

Bonny Yee
Finance and Budget Supervisor
Dept. of Child Support Services


3

Bos-3
C013, C pages
GAO

RECEIVED
BOARD OF SUPERVISORS
SAN FRANCISCO

2015 MAY 12 PM 1:16

Department of Public Health
Barbara A. Garcia, MPA, Director of Health



Edwin M. Lee
Mayor

Laguna Honda Hospital and Rehabilitation Center
Mivic Hirose, RN, CNS, Executive Administrator

April 17, 2015

Honorable Norman Yee
Committee Chair, Board of Supervisors

Honorable Julie Christensen
Vice Chair, Board of Supervisors

Honorable London Breed
Member, Board of Supervisors

Government Audit and Oversight Committee
City Hall, Room 244
San Francisco, CA 94102

Dear Honorable Supervisors Yee, Christensen and Breed,

I am enclosing the quarterly report on behalf of Laguna Honda Hospital and Rehabilitation Center. This report is referred to by Resolution No. 200-05, File No. 050396.

The report details statistics data for Laguna Honda's admissions, age, ethnicity, and referral information.

I am available to answer any questions you may have. I can be reached at 759-2363. Thank you.

Sincerely,

Mivic Hirose
Executive Administrator
Laguna Honda Hospital and Rehabilitation Center

4

Attachments:

A. Sources of New SNF Admissions to Laguna Honda

A-1	2015 1 st Quarter
A-2	2014
A-3	2013
A-4	2012
A-5	2011
A-6	2010

B. Laguna Honda Distribution of Residents by Race

B-1	3/31/15 and 3/31/14 Snapshot
B-2	3/31/13 and 3/31/12 Snapshot
B-3	3/31/11 and 3/31/10 Snapshot

C. Laguna Honda Gender Distribution 2010 to 2015, 1st Quarter

D. Laguna Honda Age Distribution 2010 to 2015, 1st Quarter

cc: Erica Major, Clerk of the Board
Barbara A. Garcia, Director of Health
Roland Pickens, Director of San Francisco Health Network

SOURCES OF NEW ADMISSIONS TO LAGUNA HONDA HOSPITAL *
JANUARY 2015 – MARCH 2015

Source of Admission	Jan	SFGH	Feb	SFGH	Mar	SFGH	Apr	SFGH	May	SFGH	June	SFGH	July	SFGH	Aug	SFGH	Sept	SFGH	Oct	SFGH	Nov	SFGH	Dec	SFGH	Total	%
Board and Care	1		2		1																				4	3%
Cal Pac Acute	3		1		2																				6	4%
Cal Pac SNF			1		1																				2	1%
Chinese Hospital Acute																									0	0%
Chinese Hospital SNF																									0	0%
Home	5		3		1																				9	6%
Home Health																									0	0%
Kaiser Acute																									0	0%
Kaiser SNF					1																				1	1%
Mt. Zion Acute																									0	0%
Other Misc	2		2																						4	3%
Other SNF	1		1		2																				4	3%
Seton Acute																									0	0%
SFGH Acute	20	49%	23	49%	28	55%	0%	0%	0%	0%	0%	0%	0%	0%	0%	0%	0%	0%	0%	0%	0%	0%	0%	0%	71	51%
SFGH SNF		0%	1	2%	2	4%	0%	0%	0%	0%	0%	0%	0%	0%	0%	0%	0%	0%	0%	0%	0%	0%	0%	0%	3	2%
St. Francis Acute	1		2		2																				5	4%
St. Francis SNF																									0	0%
St. Luke's Acute																									0	0%
St. Luke's SNF			1																						1	1%
St. Mary's Acute			3		4																				7	5%
St. Mary's SNF																									0	0%
Seton Acute																									0	0%
Seton SNF																									0	0%
UC Med Acute	8		7		6																				21	15%
UC Med SNF																									0	0%
VA Hospital Acute					1																				1	1%
VA Hospital SNF																									0	0%
TOTAL	41	49%	47	51%	51	59%	0	0%	0	0%	0	0%	0	0%	0	0%	0	0%	0	0%	0	0%	0	0%	139	100%

*Effective 12/8/2010, all Laguna Honda Hospital residents were relocated to the new building and the total licensed bed capacity is 780.

ATTACHMENT A-1

SOURCES OF NEW ADMISSIONS TO LAGUNA HONDA HOSPITAL *
JANUARY 2014 – DECEMBER 2014

Source of Admission	Jan	%	Feb	%	Mar	%	Apr	%	May	%	June	%	July	%	Aug	%	Sept	%	Oct	%	Nov	%	Dec	%	Total	%
Board and Care	1				1		1		1				1		2				2				1		10	2%
Cal Pac Acute			1						2		2		2		1		3		2						14	3%
Cal Pac SNF					2				1						1		2		1						8	1%
Chinese Hospital Acute	1																								1	0%
Chinese Hospital SNF																									0	0%
Home	3		3		7		3		9		7		2		2		4		5		1		3		49	9%
Home Health																									0	0%
Kaiser Acute																									0	0%
Kaiser SNF																									0	0%
Mt. Zion Acute	1		3		2		4		1				1		1										13	2%
Other Misc			1		2		2		2		1						1								9	2%
Other SNF			2		2		1		3		1		2		3									1	15	3%
Seton Acute																	1								1	0%
SFGH Acute	27	73%	18	49%	24	51%	32	67%	32	56%	33	67%	29	57%	27	59%	31	66%	33	69%	20	61%	37	76%	343	62%
SFGH SNF	1	3%	3	8%	2	4%	3	6%		0%	2	4%	1	2%	2	4%		0%		0%	2	6%	1	2%	17	3%
St. Francis Acute			2						1				3				1		2		2		3		14	3%
St. Francis SNF																									0	0%
St. Luke's Acute									1				3												4	1%
St. Luke's SNF					1																2				3	1%
St. Mary's Acute	1		1		1						1		3		2		1		1				2		13	2%
St. Mary's SNF			1									1													2	0%
Seton Acute																									0	0%
Seton SNF																									0	0%
UC Med Acute	2		2		3		2		4		2		3		5		3		2		4		1		33	6%
UC Med SNF																									0	0%
VA Hospital Acute																									0	0%
VA Hospital SNF																									0	0%
TOTAL	37	76%	37	57%	47	55%	48	73%	57	56%	49	71%	51	59%	46	63%	47	66%	48	69%	33	67%	49	78%	549	100%

*Effective 12/8/2010, all Laguna Honda Hospital residents were relocated to the new building and the total licensed bed capacity is 780.

SOURCES OF NEW ADMISSIONS TO LAGUNA HONDA HOSPITAL *
JANUARY 2013 – DECEMBER 2013

Source of Admission	Jan	%	Feb	%	Mar	%	Apr	%	May	%	June	%	July	%	Aug	%	Sept	%	Oct	%	Nov	%	Dec	%	Total	%
Board and Care	1		1						1														3	1%		
Cal Pac Acute			3		1				1		2		2						1		1				11	2%
Cal Pac SNF									1										1		1		1		4	1%
Chinese Hospital Acute																									0	0%
Chinese Hospital SNF																									0	0%
Home	5		4		7		8		6		3		6		8		3		4		3		2		59	13%
Home Health									1											1		3		5	1%	
Kaiser Acute																									0	0%
Kaiser SNF																									0	0%
Mt. Zion Acute			1		1		2																		4	1%
Other Misc							1				5								2						8	2%
Other SNF	1				1				1				1							5		4		13	3%	
Seton Acute																									0	0%
SFGH Acute	28	76%	32	68%	19	59%	32	70%	25	60%	21	58%	26	59%	17	61%	21	70%	19	59%	19	59%	23	50%	282	62%
SFGH SNF	1	3%		0%		0%	1	2%		0%	2	6%	8	18%	1	4%	2	7%		0%		0%	4	9%	19	4%
St. Francis Acute			1				1		1								2								5	1%
St. Francis SNF																									0	0%
St. Luke's Acute			2																				2		4	1%
St. Luke's SNF																				1				1	0%	
St. Mary's Acute	1		1		1		1		1		2		1		1										9	2%
St. Mary's SNF																									0	0%
Seton Acute																									0	0%
Seton SNF																									0	0%
UC Med Acute			2		2				4		1				1		2		4		1		5		22	5%
UC Med SNF																									0	0%
VA Hospital Acute																			1						1	0%
VA Hospital SNF																							2		2	0%
TOTAL	37	78%	47	68%	32	59%	46	72%	42	60%	36	64%	44	77%	28	64%	30	77%	32	59%	32	59%	46	59%	452	100%

*Effective 12/8/2010, all Laguna Honda Hospital residents were relocated to the new building and the total licensed bed capacity is 780.

SOURCES OF NEW ADMISSIONS TO LAGUNA HONDA HOSPITAL *
JANUARY 2012 – DECEMBER 2012

Source of Admission	Jan	SFGH	Feb	SFGH	Mar	SFGH	Apr	SFGH	May	SFGH	June	SFGH	July	SFGH	Aug	SFGH	Sept	SFGH	Oct	SFGH	Nov	SFGH	Dec	SFGH	Total	%
Board and Care					1		2												1				1		5	1%
Cal Pac Acute	5		2		2		4		2		2		2		3		1		2		3		2		30	7%
Cal Pac SNF																					1				1	0%
Chinese Hospital Acute																	1								1	0%
Chinese Hospital SNF																									0	0%
Home	2		2		4		3		2		3		8		4		4		4		5		9		50	12%
Home Health																									0	0%
Kaiser Acute	1																						1		2	0%
Kaiser SNF																									0	0%
Mt. Zion Acute			1				1		1		3						2		3						11	3%
Other Misc							1		1														2		4	1%
Other SNF			1		1		1																		3	1%
Seton Acute																									0	0%
SFGH Acute	14	44%	12	50%	25	60%	23	56%	26	70%	22	69%	24	63%	14	50%	20	61%	25	63%	22	59%	24	55%	251	59%
SFGH SNF		0%		0%	2	5%		0%	1	3%		0%		0%	5	18%		0%	1	3%		0%		0%	9	2%
St. Francis Acute	1		2		1		2		1		1		2		1		1						2		14	3%
St. Francis SNF																									0	0%
St. Luke's Acute	1				1								1								2				5	1%
St. Luke's SNF																									0	0%
St. Mary's Acute	3				2		1		2		1						1		3		1		1		15	4%
St. Mary's SNF	1																								1	0%
Seton Acute																									0	0%
Seton SNF																									0	0%
UC Med Acute	4		3		3		3		1				1		1		2		1		3		2		24	6%
UC Med SNF																									0	0%
VA Hospital Acute			1														1								2	0%
VA Hospital SNF																									0	0%
TOTAL	32	44%	24	50%	42	64%	41	56%	37	73%	32	69%	38	63%	28	68%	33	61%	40	65%	37	59%	44	55%	428	100%

*Effective 12/8/2010, all Laguna Honda Hospital residents were relocated to the new building and the total licensed bed capacity is 780.

SOURCES OF NEW ADMISSIONS TO LAGUNA HONDA HOSPITAL *
JANUARY 2011 – DECEMBER 2011

Source of Admission	Jan	%	Feb	%	Mar	%	Apr	%	May	%	June	%	July	%	Aug	%	Sept	%	Oct	%	Nov	%	Dec	%	Total	%	
Board and Care					2				1		1				1		2		1						8	2%	
Cal Pac Acute	3										2				1		1				2		1		10	3%	
Cal Pac SNF									1				2												3	1%	
Chinese Hospital Acute							1		1						1										3	1%	
Chinese Hospital SNF																									0	0%	
Home	8		3		1		4				5		3		3		3		3		7		2		42	11%	
Home Health																									0	0%	
Kaiser Acute																				1					1	0%	
Kaiser SNF																									0	0%	
Mt. Zion Acute	1		1		1		1				3						1				1		2		11	3%	
Other Misc	3		1		1		1		1		1				4		5		3		1		1		22	6%	
Other SNF	1								1				1							2				2		7	2%
Seton Acute																									0	0%	
SFGH Acute	23	49%	12	46%	17	65%	13	57%	16	53%	15	43%	10	43%	17	61%	21	58%	17	55%	19	49%	23	64%	203	53%	
SFGH SNF	2	4%	1	4%	2	8%	2	9%	4	13%	4	11%	2	9%		0%		0%	1	3%	2	5%		0%	20	5%	
St. Francis Acute	1		2						1		1		1		1		1				3		1		12	3%	
St. Francis SNF																									0	0%	
St. Luke's Acute	1		1		1				2											1					6	2%	
St. Luke's SNF	1		2										1												4	1%	
St. Mary's Acute	1		3								1									1					6	2%	
St. Mary's SNF																									0	0%	
Seton Acute																									0	0%	
Seton SNF																									0	0%	
UC Med Acute	2				1		1		1		2		3				2		1		4		3		20	5%	
UC Med SNF									1																1	0%	
VA Hospital Acute																							1		1	0%	
VA Hospital SNF																									0	0%	
TOTAL	47	53%	26	50%	26	73%	23	65%	30	67%	35	54%	23	52%	28	61%	36	58%	31	58%	39	54%	36	64%	380	100%	

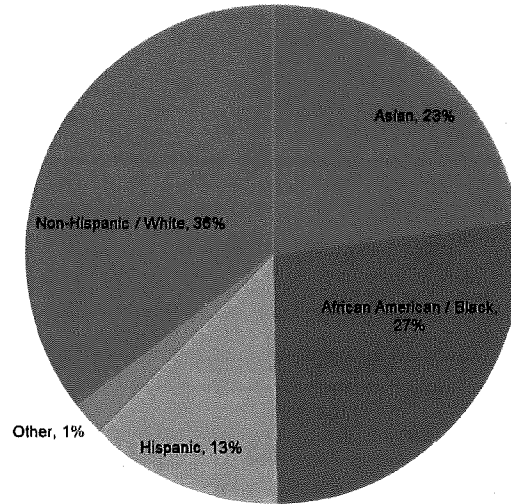
*Effective 12/8/2010, all Laguna Honda Hospital residents were relocated to the new building and the total licensed bed capacity is 780 (15 for General Acute Care and 765 for SNF).

SOURCES OF NEW ADMISSIONS TO LAGUNA HONDA HOSPITAL*
JANUARY 2010 – DECEMBER 2010

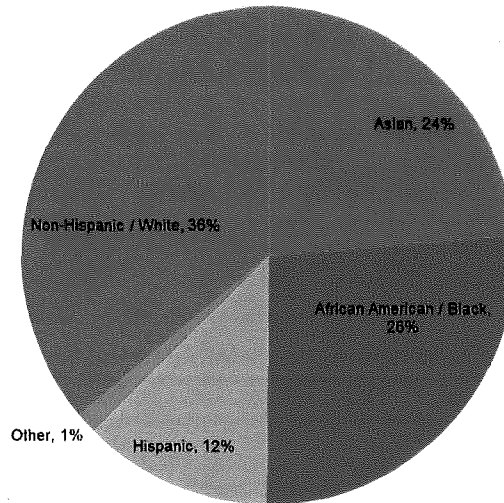
Source of Admission	Jan	%	Feb	%	Mar	%	Apr	%	May	%	June	%	July	%	Aug	%	Sept	%	Oct	%	Nov	%	Dec	%	Total	%
Board and Care	1		2		2								1		2				1				1		10	3%
Cal Pac Acute															2		1								3	1%
Cal Pac SNF											2														2	1%
Chinese Hospital Acute					1								1												2	1%
Chinese Hospital SNF																									0	0%
Home	3		1		1		3		1		4		4		2		2		2		6		2		31	10%
Home Health																									0	0%
Kaiser Acute									1										1						2	1%
Kaiser SNF																									0	0%
Mt. Zion Acute	2						2								2		1				2				9	3%
Other Misc	1				3		1		1		4				2						1		4		17	5%
Other SNF	1		2		2								1						1						7	2%
Seton Acute																									0	0%
SFGH Acute	16	52%	15	52%	13	43%	15	45%	12	60%	16	59%	13	43%	14	41%	18	75%	14	56%	8	36%	11	55%	165	51%
SFGH SNF	4	13%	2	7%	1	3%	4	12%	1	5%	1	4%	3	10%	5	15%		0%	2	8%	2	9%		0%	25	8%
St. Francis Acute	1		3		1		1						2		2		2		2		1				15	5%
St. Francis SNF																									0	0%
St. Luke's Acute							1		2				2		2										7	2%
St. Luke's SNF			1				2		1																4	1%
St. Mary's Acute	1				1								1		1				1						5	2%
St. Mary's SNF																									0	0%
Seton Acute																									0	0%
Seton SNF																									0	0%
UC Med Acute	1		3		5		4		1				2						1		2		2		21	6%
UC Med SNF																									0	0%
VA Hospital Acute																									0	0%
VA Hospital SNF																									0	0%
TOTAL	31	65%	29	59%	30	47%	33	58%	20	65%	27	63%	30	53%	34	56%	24	75%	25	64%	22	45%	20	55%	325	100%

*Effective 12/8/2010, all Laguna Honda Hospital residents were relocated to the new building and the total licensed bed capacity is 780 (15 for General Acute Care and 765 for SNF).

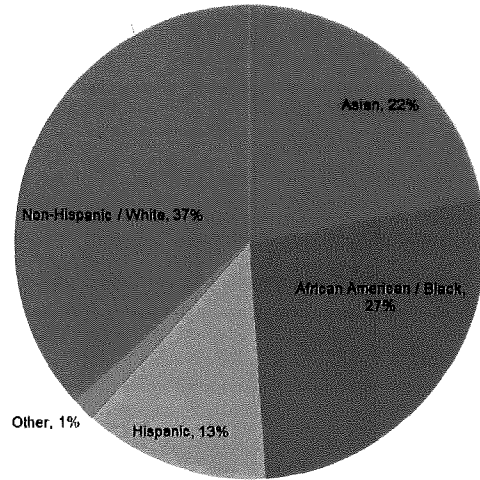
Laguna Honda Hospital Distribution of Residents by Race as of 3/31/2015
(n = 750)



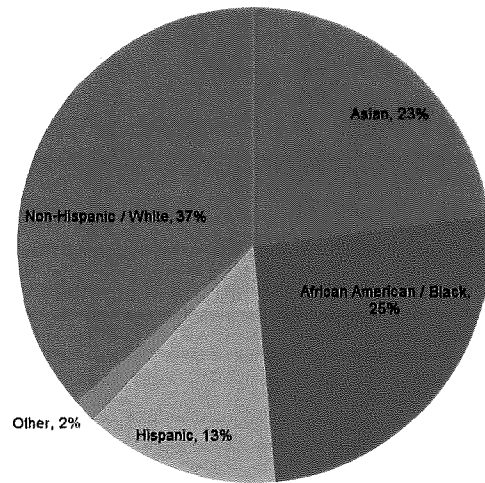
Laguna Honda Hospital Distribution of Residents by Race as of 3/31/2014
(n = 748)



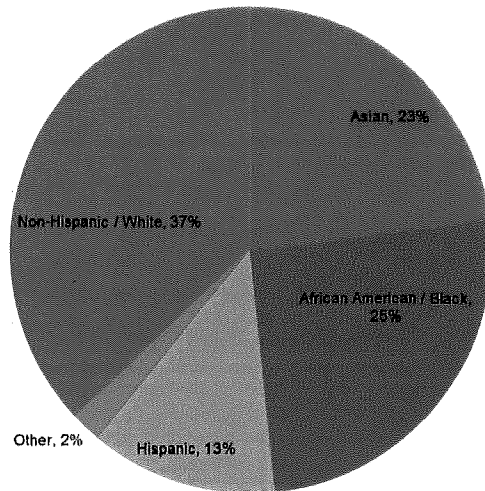
Laguna Honda Hospital Distribution of Residents by Race as of 3/31/2013
(n = 759)



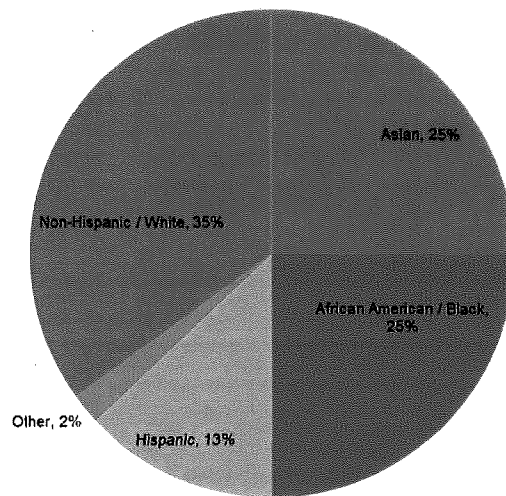
Laguna Honda Hospital Distribution of Residents by Race as of 3/31/2012
(n = 753)



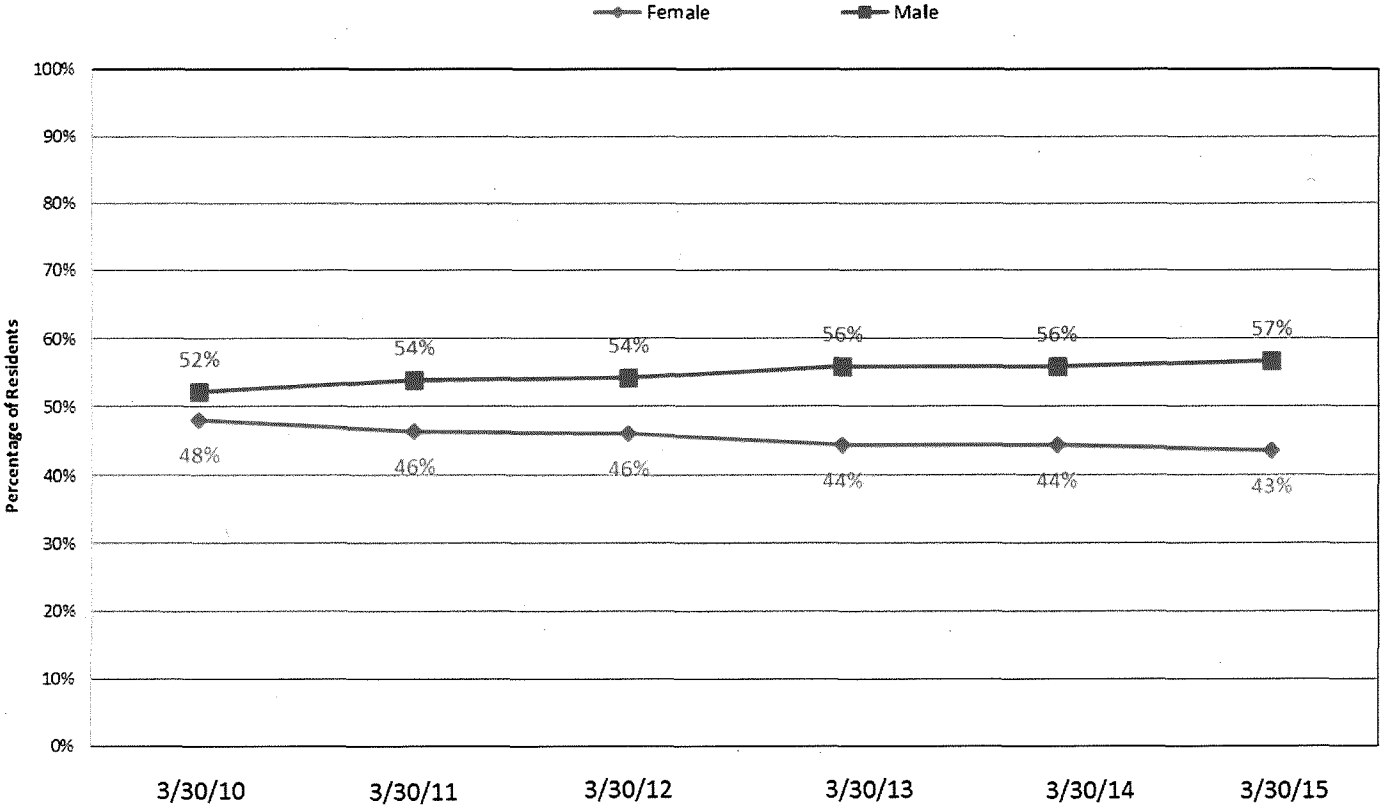
Laguna Honda Hospital Distribution of Residents by Race as of 3/31/2011
(n = 756)



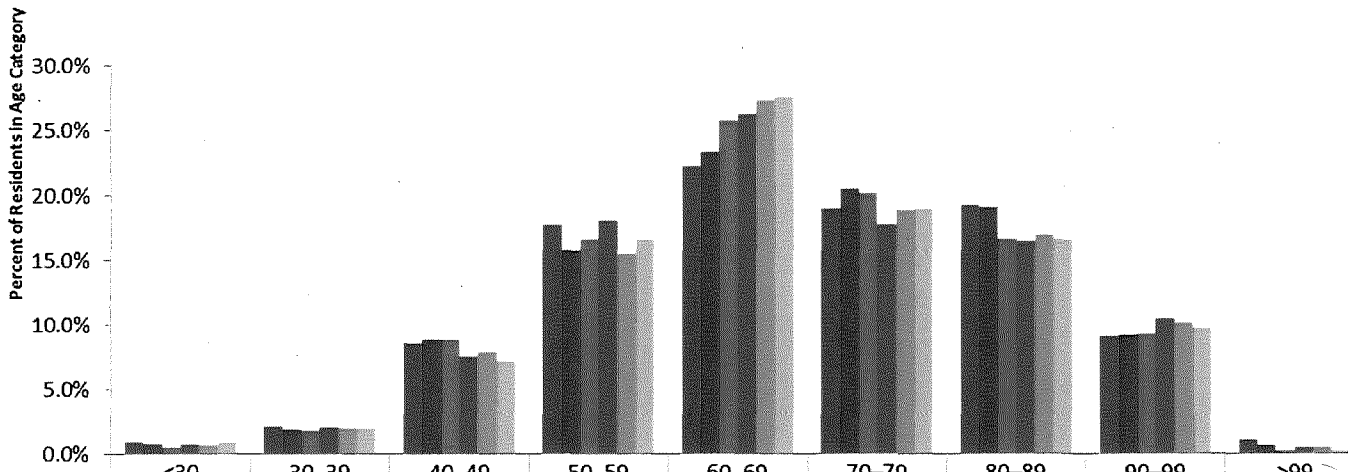
Laguna Honda Hospital Distribution of Residents by Race as of 3/31/2010
(n = 761)



Laguna Honda Hospital
Gender Distribution of Residents
2010 – 2015



**Laguna Honda Hospital
Age Distribution of Residents
2010 – 2015**



	<30	30-39	40-49	50-59	60-69	70-79	80-89	90-99	>99
■ Calendar 2010	0.9%	2.2%	8.5%	17.8%	22.2%	19.0%	19.2%	9.1%	1.1%
■ Calendar 2011	0.8%	1.9%	8.8%	15.8%	23.3%	20.5%	19.1%	9.2%	0.7%
■ Calendar 2012	0.5%	1.9%	8.9%	16.7%	25.8%	20.1%	16.7%	9.3%	0.3%
■ Calendar 2013	0.8%	2.1%	7.5%	18.1%	26.3%	17.7%	16.4%	10.5%	0.5%
■ Calendar 2014	0.7%	2.0%	7.9%	15.5%	27.4%	19.0%	17.0%	10.1%	0.5%
■ Calendar 2015	0.9%	2.0%	7.2%	16.6%	27.6%	19.0%	16.6%	9.7%	0.3%

From: Board of Supervisors, (BOS)
To: BOS-Supervisors
Subject: FW: safety of my neighborhood !

-----Original Message-----

From: Vera Diego [<mailto:diehlvera@gmail.com>]
Sent: Wednesday, May 13, 2015 9:54 PM
To: Board of Supervisors, (BOS)
Subject: safety of my neighborhood !

Today I was informed that a marijuana dispensary is about to open on the corner of Noriega and 32nd Ave. This raises a concern that I have for this neighborhood. We own a property that is just steps from the corner and would be a tragedy to see such a type of commercial established on this community . We are families that look for peace and quiet well developed place to raise our kids and the Sunset District is not a commercial zone to have this kind of negative influence . I urge for the good senses of this Board to block the application that would give permission to this drug commercializations .

Vera Diehl

Sent from my i

5

From: Board of Supervisors, (BOS)
To: BOS-Supervisors; Ausberry, Andrea
Subject: File 150295, 150363 , 141036 : Land Use & Transportation Committee Meeting, May 18 2015
Attachments: emailssent.pdf

For additional letters (1 of 470) pertaining to this matter, please see File No. 150363 or the following link:

<https://sfgov.legistar.com/LegislationDetail.aspx?ID=2262359&GUID=0AD10E60-D561-4738-A67D-97A628A22B94&Options=ID|Text|&Search=150363>

From: gussdolan [mailto:gussdolan@darkanddifficult.com]
Sent: Wednesday, May 13, 2015 4:25 PM
To: Board of Supervisors, (BOS)
Subject: Land Use & Transportation Committee Meeting, May 18 2015

May 13, 2015

TO: San Francisco Board of Supervisors
RE: Land Use & Transportation Committee Meeting, May 18 2015
AGENDA ITEM: Short Term Rental Legislation

Please enter the attached document (emailssent.pdf) into the public record for the Land Use & Transportation Committee Meeting noted above. Please distribute a copy to all San Francisco Supervisors.

Thank you,

Guss Dolan

Hayes Valley, San Francisco

415.812.0956

gussdolan@darkanddifficult.com

6

From: Board of Supervisors, (BOS)
To: BOS-Supervisors; Ausberry, Andrea
Subject: File 150295, 150363, 141036 FW: Land Use & Transportation Committee Meeting, May 18 2015
Attachments: Airbnb Misinformation and Public Relations Abuse of Facts.pdf

From: gussdolan [<mailto:gussdolan@darkanddifficult.com>]
Sent: Sunday, May 17, 2015 11:32 PM
To: Board of Supervisors, (BOS)
Subject: Land Use & Transportation Committee Meeting, May 18 2015

May 13, 2015

TO: San Francisco Board of Supervisors
RE: Land Use & Transportation Committee Meeting, May 18 2015
AGENDA ITEM: Short Term Rental Legislation

Please enter the attached document (Airbnb Misinformation and Public Relations Abuse of Facts.pdf) into the public record for the Land Use & Transportation Committee Meeting noted above. Please distribute a copy to all San Francisco Supervisors.

Thank you,

Guss Dolan

Hayes Valley, San Francisco

415.812.0956

gussdolan@darkanddifficult.com



Supporting Small Business in San Francisco

April 19, 2015 By [David Owen](#)

Earlier today, Airbnb shared the following email with hundreds of San Francisco small business owners, merchant associations and community organizations.

Dear San Francisco Small Business Owner:

We wanted to know more about how our hosts and guests are making our economy stronger, so we asked the Land Econ Group to study Airbnb's economic impact throughout San Francisco. Here's what they found:

- The Airbnb community contributed nearly **\$469 million** to the San Francisco economy last year.
- The average Airbnb host earns **\$13,000 per year** hosting – money they use to pay the bills and stay in San Francisco, and shop at businesses like yours.
- The Airbnb community supports **3,600 jobs** at the local neighborhood businesses they patronize.
- **72% of Airbnb properties** are outside of traditional hotel districts, in neighborhoods that haven't benefitted from tourism in the past.
- The typical Airbnb property is booked about **6.5 nights per month**, underscoring the point that these are people who are simply sharing space in the home in which they live.



**4-23-2015 (PM)
San Francisco Planning
Commission meeting
"Every month the average
host here in San Francisco
makes between
\$500 and \$1000"**

**Averaged to \$750
per month, that's
\$9000 per year**

If it's not true, it's a lie. If you said it, knowing it's not true, you're a liar.



Introducing San Francisco's Home Sharing 11

April 23, 2015 By [David Owen](#)

Their stories reflect the thousands of middle class San Franciscans who depend on the additional income they make from home sharing to help pay their mortgage or rent. According to a recent economic impact study, the average Airbnb host in San Francisco makes a little more than \$1,000 each month from hosting.

This was posted on Airbnb website during the morning hours of April 23, before Mr Owen's statement at the Planning Commission meeting.



**4-23-2015 (PM)
San Francisco Planning
Commission meeting
"Every month the average
host here in San Francisco
makes between
\$500 and \$1000"**

If it's not true, it's a lie. If you said it, knowing it's not true, you're a liar.



The New San Francisco Math
by Professor David Owen
Airbnb University

	"1000 per month" Scenario 1	\$1M Hotel Tax Scenario 2
Host Earnings Per Year	\$13,000	\$18,639
Host Earnings Per Month	\$1,083	\$1,553
Host Earnings Pre 3% Host Fee Charged	\$1,116	\$1,600
Add 9%(avg) Guest Fee for Airbnb	\$1,216	\$1,744
Avg Host Count (Oct 1 2014 thru May 4 2015)	4096	4096
Monthly Airbnb Gross (4096 Hosts)	\$4,981,794	\$7,142,858
SF Hotel Tax (14%)	\$697,451	\$1,000,000
Airbnb Tax (claimed) Paid	1000000	1000000
Minimum Missing Tax	\$302,549	-\$0.13
Minimum Missing Income Pre Tax	\$2,161,063	-\$0.96



**4-23-2015 (PM)
San Francisco Planning
Commission meeting
"Every month the average
host here in San Francisco
makes between
\$500 and \$1000"**

When Airbnb (David Owen) claims that they pay "over one million dollars per month to the city of San Francisco in Hotel Taxes" you cannot get to that figure with hosts averaging only \$1000 per month. So which is the lie? \$1000 per month host income? Or \$1,000,000 per month Hotel Tax?

If it's not true, it's a lie. If you said it, knowing it's not true, you're a liar.



District 1: Laurie Ustruck

"Home sharing has allowed me to stay in the city I am madly in love with - San Francisco."

"When I moved to San Francisco four years ago, I was splitting the cost of living with someone else. When we parted ways, I was left to shoulder all of the housing costs on my own. Home sharing has allowed me to stay in the city I am madly in love with - San Francisco. Since I work from home, I can channel that love into being an ambassador for this city and introduce visitors to my favorite local businesses here in the Outer Richmond/Ocean Beach. There's nothing I enjoy more than watching other people fall in love with my neighborhood the way that I have. I hope I can continue sharing my home, and sharing the treasures of this amazing city with my guests."

The heart-rending plight of the Airbnb Home Sharing II



THE HOME SHARING 11

District 1: Laurie Ustruck
HostID 2275604
RoomID 1427660
Permit Number STR-0000026



Laurie

Charming Studio Apt at Ocean Beach

San Francisco, CA, United States ★★★★★ (137)



Entire home/apt



2 Guests



1 Bedroom




1 Bed

“This quiet and private, 1 bedroom flat (500+ sq.ft.) is a charming, peaceful hideaway 2 blocks from Ocean Beach, Golden Gate Park and Land's End. It has a queen-size bed tucked into a cozy yet spacious alcove, wet bar, dinette, small private bath (shower only), and living room with flat-screen tv.

The self contained studio is on the ground floor of my home with a secure, well lit, private street entry through my garage and access to the deck and patio in the back of the home.”

Laurie Ustruck is a TENANT at XXX 47th Avenue, and her residence is not the studio apartment she is renting on Airbnb. The studio apartment appears to be an illegal in-law unit. Since Laurie is the tenant, and not the owner, and Laurie does not reside in the studio apartment, she cannot rent it out as a Short Term Rental, under current law.

The heart-rending plight of the Airbnb Home Sharing 11




District 7: Bruce Bennett

"With limited income, a mortgage and property taxes due soon, home sharing is the only way I could make ends meet."

"My husband Lawrence and I have been sharing a room in our Glen Park home since February 2014. I lost my job a few months ago and now work a contract job. With limited income, a mortgage and property taxes due soon, home sharing is the only way I could make ends meet. Some of the people that have stayed in our home could not afford to come to San Francisco if a hotel was the only option. I love that our guests can enjoy the neighborhood we love, Glen Park, and spend money at the local businesses that we love, as well."

The heart-rending plight of the Airbnb Home Sharing 11



THE HOME SHARING 11

District 7: Bruce Bennett

HostID 3198527

RoomID 2042095

Permit Number STR-0000130

“With limited income, a mortgage and property taxes due soon, home sharing is the only way I could make ends meet”

When this story appeared on the Airbnb website on April 23, the property taxes on the Glen Park home of Bruce and Lawrence were not ‘due soon’ -- in fact, they were paid in full on December 10, 2014. But there was \$2,651.78 in unpaid property taxes due on their other property, their Diamond Heights condominium. So, when Bruce says Airbnb home sharing helps him ‘make ends meet’, he and Lawrence obviously have more ends to meet than the average San Franciscan who cannot afford to own a house in Glen Park and a condominium in Diamond Heights.

ps: They are paying a total property tax rate for two properties valued at, combined, \$1,013,337 by the City and County of San Francisco. Zillow real estate estimates these two properties, combined, at a value of \$1,690,440. That gives Bruce and Lawrence an estimated PORC subsidy (‘Property Owners Rent Control’) of \$8,709 per year, or \$725 per month.

The heart-rending plight of the Airbnb Home Sharing 11

THE HOME SHARING 11

SANDOR AND GUILIANA HALASZ

District 2: Sandor and Guiliana Halasz

"Hosting has allowed us to stay in San Francisco during our retirement."

"We migrated to the United States in the 1960s with our family and have been living in the beautiful Marina District ever since. We started sharing our home in order to afford our property taxes. Hosting has allowed us to stay in San Francisco during our retirement. After fifty years here, we are so lucky and thankful to be able to remain in the city we love. And now, we have friendships and connections with visitors from all over the world. In our retirement, home sharing has given us a new adventure together.

The heart-rending plight of the Airbnb Home Sharing 11



THE HOME SHARING 11

District 2: Sandor and Guiliana
HostID 10891326
RoomID 2134475
Permit Number STR-0000123

“We started sharing our home in order to afford our property taxes.”

Sandor and Guiliana live in a single-family home in the Marina, which is currently valued by the City & County of San Francisco at \$845,475, with an annual property tax payment of \$10,266. Zillow real estate estimates the current value of their property at \$3,407,992, which would result in an annual property tax bill of approximately \$41,380. This gives them a PORC subsidy (‘Property Owners Rent Control’, aka Proposition 13) of about \$31,114 per year, or \$2592 per month. Which, sadly, is more than I earn at my current job.

ps: In 2013 there was an eviction at this property for an “Owner Move In” (OMI). This type of eviction is not included in the proposed amendment to our STR legislation by Supervisors Kim and Breed, which only applies to Ellis Act evictions.

pps: Sandor and Guiliana have another rental on Airbnb, an “Entire home/apt” (it’s a house) in San Miguel de Allende, Guanajuato, Mexico, which they rent for \$550 /week. I have no idea if they own the property in Mexico. It has no reviews on Airbnb as of this writing.

The heart-rending plight of the Airbnb Home Sharing 11

From: Board of Supervisors, (BOS)
To: BOS-Supervisors; Ausberry, Andrea
Subject: File 150295, 150363, 141036 FW: Land Use & Transportation Committee Meeting, May 18 2015
Attachments: Airbnb in San Francisco on May 4 2015 _ Dark and Difficult.pdf

From: bd@masha.org [<mailto:bd@masha.org>] **On Behalf Of** gussdolan
Sent: Monday, May 18, 2015 11:09 AM
To: Board of Supervisors, (BOS)
Subject: Land Use & Transportation Committee Meeting, May 18 2015

May 13, 2015

TO: San Francisco Board of Supervisors
RE: Land Use & Transportation Committee Meeting, May 18 2015
AGENDA ITEM: Short Term Rental Legislation

Please enter the attached document (Airbnb in San Francisco on May 4 2015 _ Dark and Difficult.pdf) into the public record for the Land Use & Transportation Committee Meeting noted above. Please distribute a copy to all San Francisco Supervisors.

Thank you,

Guss Dolan

Hayes Valley, San Francisco

415.812.0956

gussdolan@darkanddifficult.com

Dark and Difficult

I just can't stand it anymore...

Airbnb in San Francisco on May 4 2015

Posted on [May 9, 2015](#) by [admin](#)

On May 4 2015 I found 5312 San Francisco rentals on Airbnb.

This is a 660 increase over the number of rentals found on April 18 2015.

From Oct 1 2014 thru May 4 2015 the average number of San Francisco rentals found on Airbnb is 5148. This table shows, for each date, the count, the count plus/minus compared to the average, and the percentage compared to the average.

TABLE 1 : Total Rental Counts by Date

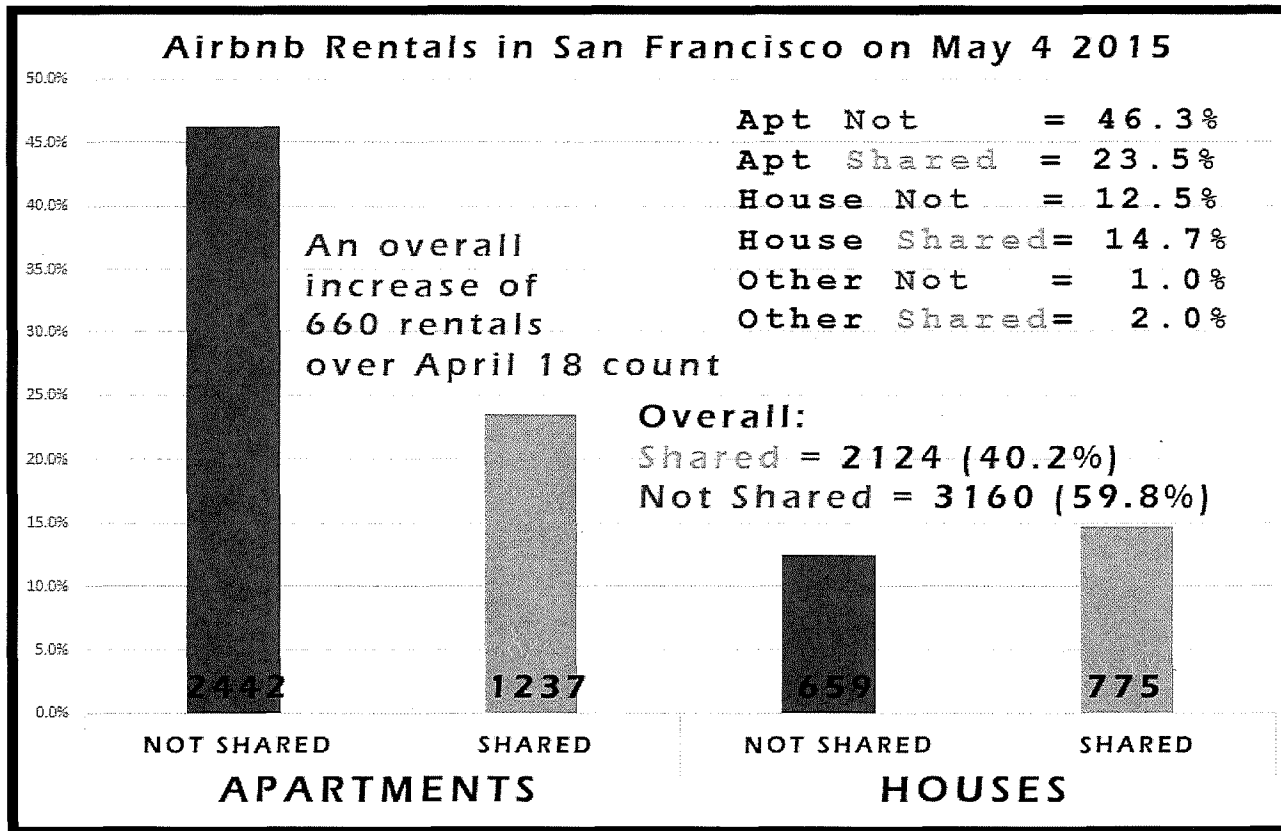
date	COUNT	AVG-UP/DN	AVG-PERC
20141001	5429	281	5.5%
20141024	4784	-364	-7.1%
20141116	4987	-161	-3.1%
20141204	5507	359	7.0%
20141225	5544	396	7.7%
20150125	5431	283	5.5%
20150210	5080	-68	-1.3%
20150228	4580	-568	-11.0%
20150324	5321	173	3.4%
20150418	4652	-496	-9.6%
20150504	5312	164	3.2%

~~~~~

This chart shows the breakdown of San Francisco rentals, by Apartment vs House, and Shared vs Not Shared (Shared="Private Room" or "Shared Room", Not Shared = Entire Apartment/House is for rent; "Other" are rentals considered jokes or accommodations not germane to the discussion here, such as boats, yurts, tree-houses, etc, although it also includes dorms and hotels, which are worthy of a separate discussion of Airbnb's effects).

- 70% of the San Francisco rentals on Airbnb are Apartments vs 27.2% Houses
- 2/3 of the Apartments are Not Shared
- Slightly more (2.2%) Houses are Shared over Not Shared
- Overall Not Shared rentals are nearly 60% vs 40% Shared

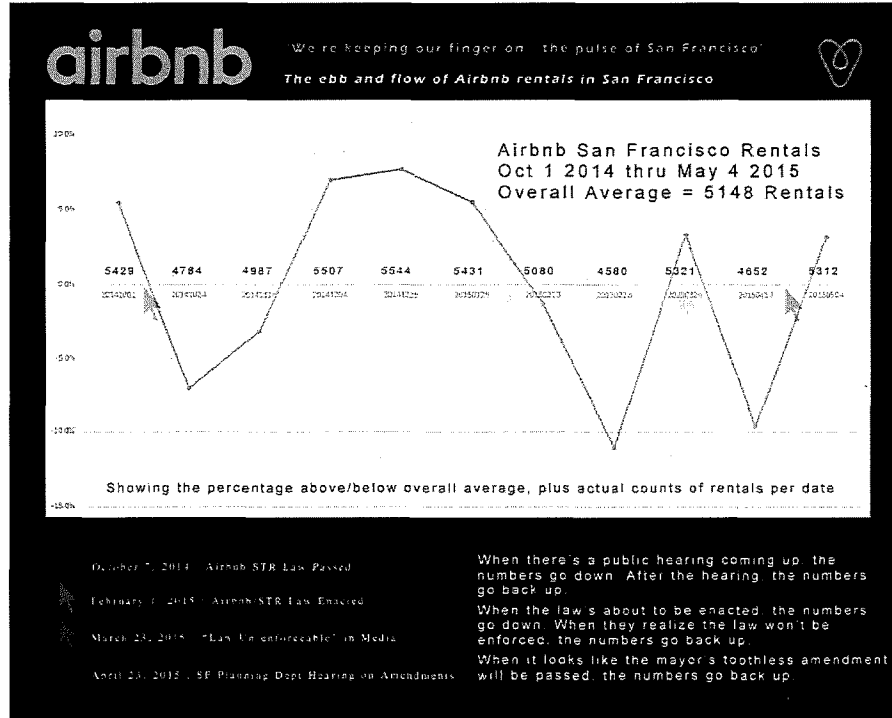
**Chart 1 : Apartment vs House, Shared vs Not Shared**





This line chart shows the per-date change vs the overall percentage as in Table 1 above, with some notable event dates indicated. There appears to be a relationship between these events and the rise and fall of San Francisco Airbnb rentals.

**Chart 2 : Overall Fluctuation by Date**



Here is a table depicting Hosts by number of rentals and how many rentals they control (and the percentage that is of the overall total of San Francisco rentals on Airbnb).

- Only 2/3 of San Francisco Airbnb rentals are rented by single-rental hosts.
- One third (1791) are rented by multi-rental hosts. In theory 828 of these can include some 'legitimate' Airbnb hosts who rent the same property twice, once as a shared or private room, and again as entire apartment/house.
- 18.1% of all San Francisco Airbnb rentals are controlled by hosts renting 3 or more units. None of these (in

whole) can be considered 'legitimate' Airbnb rentals according to our Short Term Rental regulations.

**Table 2 : Hosts by Number of Rentals**

| Rentals<br>Per Host | Hosts | Sum<br>of Rentals | Percent<br>of All |
|---------------------|-------|-------------------|-------------------|
| 1                   | 3521  | 3521              | 66.3%             |
| 2                   | 414   | 828               | 15.6%             |
| 3                   | 97    | 291               | 5.5%              |
| 4                   | 36    | 144               | 2.7%              |
| 5                   | 27    | 135               | 2.5%              |
| 6                   | 12    | 72                | 1.4%              |
| 7                   | 4     | 28                | 0.5%              |
| 8                   | 5     | 40                | 0.8%              |
| 9                   | 2     | 18                | 0.3%              |
| 11                  | 3     | 33                | 0.6%              |
| 12                  | 3     | 36                | 0.7%              |
| 13                  | 4     | 52                | 1.0%              |
| 14                  | 1     | 14                | 0.3%              |
| 15                  | 2     | 30                | 0.6%              |
| 22                  | 2     | 44                | 0.8%              |
| 26                  | 1     | 26                | 0.5%              |

~~~~~

Airbnb spokesperson David Owen has stated that “each month Airbnb pays to the city of San Francisco over \$1,000,000 in Hotel Taxes” and “each month Airbnb hosts in San Francisco average between \$500 and \$1000 to

help them to stay in San Francisco” (for one source see the video of San Francisco Planning Commission meeting on April 23 2015, David Owen’s statement during public comments).

(this gets a little complicated, you may want to get out your calculator)

On May 4 I found 4134 hosts renting 5312 units on Airbnb.

4134 hosts *averaged* (high for Mr Owen’s numbers) at \$1000 each = Host net receipts of \$4,134,000 per month.

\$1,000,000 in Hotel Tax (14%) = Airbnb gross receipts of \$7,142,857 per month.

Which leaves us with this question...

- Is Airbnb earning (gross), with its maximum 15% take of gross revenue, from San Francisco alone, per month, the remaining \$3,008,857?
- Or, are hosts making more than Mr Owen contends?

At a Gross Monthly Income of \$7,142,857, minus Airbnb’s ‘cut’ of 3% Host fee and 9% Guest Fee (actually variable from 6-12%; I used the middle 9%) of \$857,143, the Host Net would be \$6,285,714, which would work out to an average of \$1,520 per Host (\$18,245 per year). This may seem like a minor discrepancy, but it’s indicative of how Airbnb throws numbers out to the public (and government regulators) that cannot be trusted. Airbnb knows that the more their hosts are known to earn, the less sympathy the public will have for their ‘cause’. The more that hosting on Airbnb is recognized as a profit-making endeavor, the less believable their constant refrain of “helping ordinary people pay their rent and property taxes”.

Another way to look at it is this:

If Airbnb is paying \$1,000,000 per month in Hotel Tax, that’s \$7,142,857 gross receipts.

If 4134 hosts *averaged* \$1000 each, that equals Host net receipts of \$4,134,000 per month.

That gives Airbnb a gross take of \$3,008,857.

If Airbnb’s *maximum* take is 3%+12%, then the actual gross receipts is $(3,008,857 / 15 * 100)$ \$20,059,046 per month. And the 14% Hotel Tax on that is \$2,808,266. Which indicates that Airbnb is cheating the city of San Francisco of \$1.8 million per month.

The fact that the numbers don’t add up gives more credence to the claim that we need to be able to examine the actual numbers to discern who might not be paying what they are, by law, supposed to be paying. Personally, it makes me wonder if \$1,000,000 per month in hotel taxes paid by Airbnb in San Francisco is a valid amount—or is it just a number they decided on paying because it sounds good in their media PR, and they know the city of San Francisco has no way of verifying it?

I found 5277 rentals with a valid 'price' field. Here are the counts, average price, standard deviation, by AHO (Apartment, House, Other) and by Share Type.

Table 3 : Average Rental Prices

AHOU	share type	count	AvgPrice	StdDev
A	Entire home/apt	2444	\$238.66	\$337.12
A	Private room	1118	\$123.15	\$54.32
A	Shared room	120	\$94.56	\$76.62
H	Entire home/apt	659	\$360.10	\$484.56
H	Private room	710	\$133.35	\$390.64
H	Shared room	65	\$61.35	\$29.16
O	Entire home/apt	51	\$210.57	\$111.47
O	Private room	76	\$122.99	\$57.28
O	Shared room	34	\$343.15	\$1,706.37
	Total	5277		

Table 4 : Rental Price Ratios

PRICE RATIOS	Shared	Private	Entire
Apartment	0.77	1.00	1.94
House	0.46	1.00	2.70

PRICE RATIOS	Apartment	House
Shared	1.00	0.65

Private	1.00	1.08
Entire	1.00	1.51

Based on Airbnb's (David Owen's) statement of "Each month we pay over \$1,000,000 Hotel Tax to the city of San Francisco"...

Based on the nightly price figures from Table 3, we get the following (numbers are for 100% occupancy rate, until end):

Table 5 : Estimated Gross, Hotel Tax, and Occupancy Rate

TotalDailyBaseRateIncome	\$1,100,042.59
AddAirbnb9%GuestFee	\$1,199,046.42
YearlyGross	\$437,651,943.48
MonthlyGross	\$36,470,995.29
14%TaxPerMonth	\$5,105,939.34
AirbnbTaxPaid	\$1,000,000.00
OccupancyRate	19.6%

The 9% Airbnb Guest Fee is midway between the actual 6-12% variable fee.

The overall average occupancy rate is 19.6% (would actually be slightly more as David Owen states they pay 'more than' \$1M per month in Hotel Tax).

This does not include income from extra fees (cleaning, pets, extra guests, etc) (which would lower occupancy rate). This does not account for duplicate rentals (same address as Private Room and Entire Apartment) (would raise occupancy rate).

This is a *very* general estimated average, based upon an unverified statement of David Owen (unverified: (1) Airbnb pays \$1,000,000+ per month in SF Hotel Tax, and (2) \$1,000,000+ per month is the correct amount of Hotel Tax owed by Airbnb).

~~~~~

Regarding Airbnb's statement "72% of bookings leave reviews".

Based on the "72%" quote, and 5.1 nights average stay, and David Owen's "We pay \$1M+ per month to San Francisco in hotel tax"...

...the numbers I get match up remarkably well (see note below).

For the period:

10/1/2014 5/4/2015 =215 days

=7.06 Months

I subtracted, for each roomid, MAX(visible\_review\_count)-MIN(visible\_review\_count) = Number reviews this 7month period, then multiplied x average price x 5.1 days x 1.09 (avg) GuestFee and got...

(calc : bookings : gross : tax)

SUM : 45423 : \$42,387,580 : \$5,934,261

Monthly : 6426 : \$5,996,693 : \$839,537

Then I added the 'missing' 28% (not reviewed) and got:

SUM : 63088 : \$58,871,639 : \$8,242,029

Monthly :8925 : \$8,328,740 : \$1,166,024

The \$1,166,024 matches Airbnb alleged tax paid/owed.

(no extra fees included here, which would raise the end totals)

But... as Airbnb has been known to fiddle with its publicly quoted data, I would not be surprised to learn eventually that the actual quote should be "72% of Airbnb Hosts leave a review when they stay at another Airbnb listing (not their own)" (non-host stays are reviewed at a much lower rate). '72%' seems high to me for any type of active public response rate—unless you get a reciprocal payback in kind, as a host is looking for. And then a new formula will have to be devised to calculate estimated gross income.

But until then, this seems to match up well.

\*Note: It's (very) possible that "MAX(visible\_review\_count)-MIN(visible\_review\_count)" does not count all unique, new reviews. If a roomid has MAX=12 and MIN=8, resulting in 4 'new' reviews, it is possible that the 8 not counted are not the same 8 reviews from date to date. For example, 2 of these 8 could be removed and replaced by 2 new reviews, which would not be counted. The end result calculations should be considered a *minimum* of gross receipts and hotel taxes due.

Table 6 are numbers using only Entire Apartment Rentals (Not Shared, no Houses).

'SINGLE RENTAL' are hosts renting only one Entire Apartment (they could be renting one, or many, or none, Private Rooms or Shared Rooms) (therefore "HOSTS"="RENTALS" in the chart).

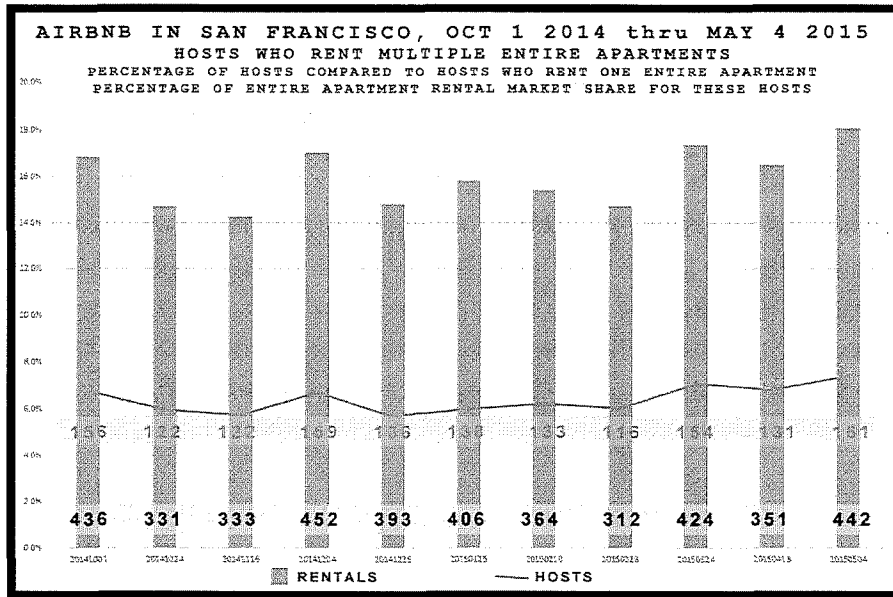
'MULTI RENTAL' are hosts renting two or more Entire Apartments (they could be renting one, or many, or none, Private Rooms or Shared Rooms).

Overall, the number of Multi Entire Apartment hosts is going up, as is their percentage of this market share (especially recently). Currently these percentages are higher than they've ever been (since Oct 1 2014).

**Table 6 : Entire Apartment Rentals, by Single-Rental Hosts vs Multi-Rental Hosts**

| DATE     | SINGLE RENTAL |         | MULTI RENTAL |         | %HOSTS | %RENTALS |
|----------|---------------|---------|--------------|---------|--------|----------|
|          | HOSTS         | RENTALS | HOSTS        | RENTALS |        |          |
| 20141001 | 2149          | 2149    | 156          | 436     | 6.8%   | 16.9%    |
| 20141024 | 1921          | 1921    | 122          | 331     | 6.0%   | 14.7%    |
| 20141116 | 1999          | 1999    | 122          | 333     | 5.8%   | 14.3%    |
| 20141204 | 2202          | 2202    | 159          | 452     | 6.7%   | 17.0%    |
| 20141225 | 2254          | 2254    | 136          | 393     | 5.7%   | 14.8%    |
| 20150125 | 2157          | 2157    | 138          | 406     | 6.0%   | 15.8%    |
| 20150210 | 1996          | 1996    | 133          | 364     | 6.2%   | 15.4%    |
| 20150228 | 1802          | 1802    | 116          | 312     | 6.0%   | 14.8%    |
| 20150324 | 2011          | 2011    | 154          | 424     | 7.1%   | 17.4%    |
| 20150418 | 1774          | 1774    | 131          | 351     | 6.9%   | 16.5%    |
| 20150504 | 2000          | 2000    | 161          | 442     | 7.5%   | 18.1%    |

**Chart 3 : Entire Apartment Rentals, by Single-Rental Hosts vs Multi-Rental Hosts**



**Table 7 : Host Home Locations**

Each Airbnb host lists a 'Home Location', presumably where they live. The table shows this broken down by hosts who claim to be from San Francisco, those who claim to be from California (not San Francisco), United States (not California), and Foreign (not United States) (some claim a generic 'California', which I assume to not be San Francisco, or a generic 'United States', which I assume to not be California).

'PERC-1' = Percentage of total rentals for San Francisco

'PERC-2' = Percentage of Apartment, or House, or Other rentals for San Francisco

'PERC-3' = Percentage of Apartment, or House, or Other, then by 'roomtype' rentals for San Francisco

| AHO       | roomtype        | SCUFY      | COUNT | PERC-1 | PERC-2 | PERC-3 |
|-----------|-----------------|------------|-------|--------|--------|--------|
| Apartment | Entire home/apt | California | 83    | 1.6%   | 2.3%   | 3.5%   |
| Apartment | Entire home/apt | Foreign    | 20    | 0.4%   | 0.6%   | 0.8%   |



|           |                 |               |      |       |       |       |
|-----------|-----------------|---------------|------|-------|-------|-------|
| Apartment | Entire home/apt | San Francisco | 2045 | 39.9% | 57.2% | 86.4% |
| Apartment | Entire home/apt | United States | 217  | 4.2%  | 6.1%  | 9.2%  |
| Apartment | Entire home/apt | (Unknown)     | 1    | 0.0%  | 0.0%  | 0.0%  |
| Apartment | Private room    | California    | 38   | 0.7%  | 1.1%  | 3.5%  |
| Apartment | Private room    | Foreign       | 22   | 0.4%  | 0.6%  | 2.0%  |
| Apartment | Private room    | San Francisco | 944  | 18.4% | 26.4% | 86.3% |
| Apartment | Private room    | United States | 90   | 1.8%  | 2.5%  | 8.2%  |
| Apartment | Shared room     | California    | 2    | 0.0%  | 0.1%  | 1.7%  |
| Apartment | Shared room     | Foreign       | 3    | 0.1%  | 0.1%  | 2.5%  |
| Apartment | Shared room     | San Francisco | 98   | 1.9%  | 2.7%  | 83.1% |
| Apartment | Shared room     | United States | 15   | 0.3%  | 0.4%  | 12.7% |
| House     | Entire home/apt | California    | 17   | 0.3%  | 1.2%  | 2.7%  |
| House     | Entire home/apt | Foreign       | 3    | 0.1%  | 0.2%  | 0.5%  |
| House     | Entire home/apt | San Francisco | 558  | 10.9% | 40.1% | 87.2% |
| House     | Entire home/apt | United States | 61   | 1.2%  | 4.4%  | 9.5%  |
| House     | Entire          | (Unknown)     | 1    | 0.0%  | 0.1%  | 0.2%  |

|         |                 |               |     |       |       |       |
|---------|-----------------|---------------|-----|-------|-------|-------|
|         | home/apt        |               |     |       |       |       |
| House   | Private room    | California    | 10  | 0.2%  | 0.7%  | 1.5%  |
| House   | Private room    | Foreign       | 7   | 0.1%  | 0.5%  | 1.0%  |
| House   | Private room    | San Francisco | 622 | 12.1% | 44.7% | 90.4% |
| House   | Private room    | United States | 49  | 1.0%  | 3.5%  | 7.1%  |
| House   | Shared room     | California    | 7   | 0.1%  | 0.5%  | 10.8% |
| House   | Shared room     | Foreign       | 1   | 0.0%  | 0.1%  | 1.5%  |
| House   | Shared room     | San Francisco | 57  | 1.1%  | 4.1%  | 87.7% |
| (Other) | Entire home/apt | California    | 17  | 0.3%  | 10.9% | 34.7% |
| (Other) | Entire home/apt | Foreign       | 1   | 0.0%  | 0.6%  | 2.0%  |
| (Other) | Entire home/apt | San Francisco | 19  | 0.4%  | 12.2% | 38.8% |
| (Other) | Entire home/apt | United States | 12  | 0.2%  | 7.7%  | 24.5% |
| (Other) | Private room    | California    | 3   | 0.1%  | 1.9%  | 4.0%  |
| (Other) | Private room    | Foreign       | 1   | 0.0%  | 0.6%  | 1.3%  |
| (Other) | Private room    | San Francisco | 51  | 1.0%  | 32.7% | 68.0% |
| (Other) | Private room    | United States | 20  | 0.4%  | 12.8% | 26.7% |
| (Other) | Shared room     | California    | 4   | 0.1%  | 2.6%  | 12.5% |

|         |             |               |    |      |      |       |
|---------|-------------|---------------|----|------|------|-------|
| (Other) | Shared room | San Francisco | 14 | 0.3% | 9.0% | 43.8% |
| (Other) | Shared room | United States | 14 | 0.3% | 9.0% | 43.8% |

**Table 7b : Host Home Locations (Non SF Combined, Ratios of Not Shared vs Shared)**

Same as above for generic Shared vs Not Shared by host home location, with the ratio of Not Shared to Shared.  
(All Non San Francisco combined in last row)

| Total             | 5127 | PERC-1 | SHARED | NOT   | RATIO |
|-------------------|------|--------|--------|-------|-------|
| San Francisco     | 4408 | 86.0%  | 34.8%  | 51.1% | 1.47  |
| California        | 181  | 3.5%   | 1.2%   | 2.3%  | 1.83  |
| United States     | 478  | 9.3%   | 3.7%   | 5.7%  | 1.54  |
| Foreign           | 58   | 1.1%   | 0.7%   | 0.5%  | 0.71  |
| (Unknown)         | 2    | 0.0%   |        |       |       |
| Non San Francisco | 717  | 14.0%  | 5.6%   | 8.4%  | 1.51  |

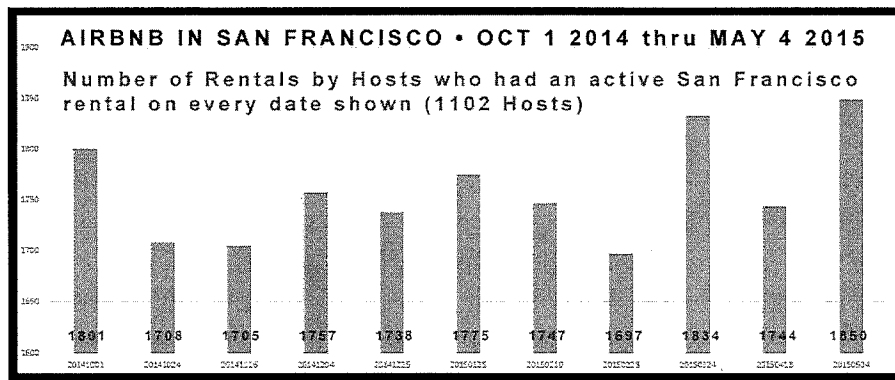
**Table 8 • 1102 Hosts Active in Every Web Scan**

There are 1102 hosts who had at least one active rental in each and every of the eleven Airbnb web scans listed. The average Rentals Per Host, for all hosts, is 1.26. For the 1102 hosts active every scan, 1.60. For all hosts except the 1102, the average is 1.13.

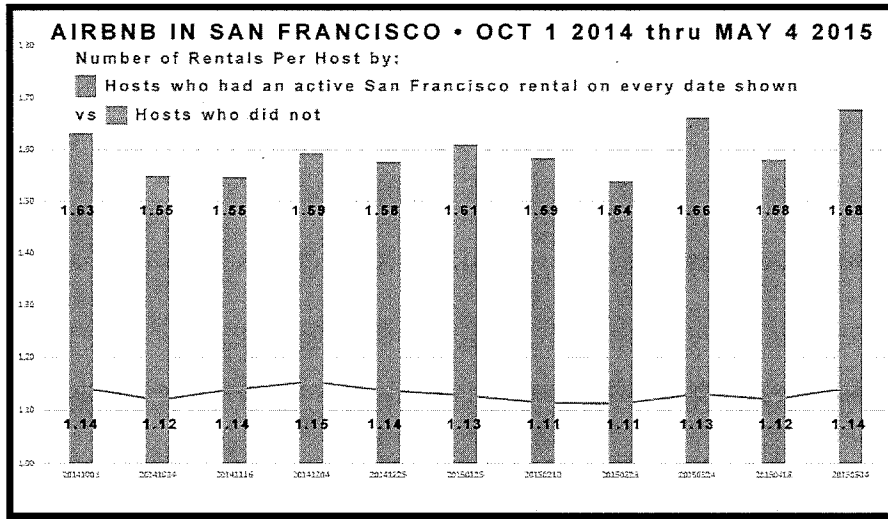
| DATE     | ALL HOSTS / RENTALS |         |       | 1102 HOSTS |         |       | Not<br>1102 |
|----------|---------------------|---------|-------|------------|---------|-------|-------------|
|          | HOSTS               | RENTALS | RATIO | HOSTS      | RENTALS | RATIO | RATIO       |
| 20141001 | 4278                | 5429    | 1.27  | 1102       | 1801    | 1.63  | 1.14        |

|          |      |      |      |      |      |      |      |
|----------|------|------|------|------|------|------|------|
| 20141024 | 3848 | 4784 | 1.24 | 1102 | 1708 | 1.55 | 1.12 |
| 20141116 | 3981 | 4987 | 1.25 | 1102 | 1705 | 1.55 | 1.14 |
| 20141204 | 4350 | 5507 | 1.27 | 1102 | 1757 | 1.59 | 1.15 |
| 20141225 | 4452 | 5544 | 1.25 | 1102 | 1738 | 1.58 | 1.14 |
| 20150125 | 4343 | 5431 | 1.25 | 1102 | 1775 | 1.61 | 1.13 |
| 20150210 | 4093 | 5080 | 1.24 | 1102 | 1747 | 1.59 | 1.11 |
| 20150228 | 3694 | 4580 | 1.24 | 1102 | 1697 | 1.54 | 1.11 |
| 20150324 | 4186 | 5321 | 1.27 | 1102 | 1834 | 1.66 | 1.13 |
| 20150418 | 3696 | 4652 | 1.26 | 1102 | 1744 | 1.58 | 1.12 |
| 20150504 | 4134 | 5312 | 1.28 | 1102 | 1850 | 1.68 | 1.14 |
| AVG      | 4096 | 5148 | 1.26 | 1102 | 1760 | 1.60 | 1.13 |

**Chart 8 • 1102 Hosts Active in Every Web Scan**



**Chart 8b • 1102 Hosts Active in Every Web Scan**



[no more to come]

This entry was posted in [airbnb](#), [corporate welfare](#), [Gentrifucked](#), [Recall David Chiu](#), [Recall Jane Kim](#), [Recall Mayor Ed Lee](#), [SF Bay Area](#), [Sharing Economy](#), [Sharing Economy Bullshit](#). Bookmark the [permalink](#).

## 2 Responses to Airbnb in San Francisco on May 4 2015



**admin says:**

May 16, 2015 at 2:53 pm

On May 4 2015 I found 5312 rentals, and 4134 hosts (San Francisco rentals on Airbnb).

When filtered for valid Property & Shared types this became...  
5274 rentals, 4106 hosts

I found 214 hosts who rent (illegally) 2 or more Entire Apartments and/or Houses, for a total of 589 rentals (= 5% of total hosts, 11% of total rentals, 19% of all 'Entire' Apartment or House rentals).

I found 2300 hosts who rent 1 "Entire" Apartment or House, exactly.

I found 165 hosts who rent 1 "Entire" Apartment or House, plus 1 room (private or shared), exactly.

I found 1201 hosts who rent 1 room (private or shared), exactly.

I found 67 hosts who rent (probably illegally) 3 or more rooms (private or shared), no Entire Apt/House, totaling 376 rooms.

I have little doubt that many more of these rentals are illegal, under our STR laws, but without Airbnb's cooperation it is nearly impossible (certainly time- and resource-consuming) to ferret out who is legal and who is not.

[Reply](#)



**admin** says:

May 16, 2015 at 3:58 pm

[this file was used to generate stats for comment above]

Link below is to an (excel) CSV file, which lists all hostid's on May 4 2015, and the types of listings they rented ([AHO]-[EPS] = Apartment/House/Other-Entire/PrivateRoom/SharedRoom).

CNT: the number of types host is renting

SUM: the total number of rentals for host

NS-SUM: the total number of Not Shared (Entire) rentals for host (Apartment and/or House, not Other)

<http://darkanddifficult.com/wordpress/wp-content/uploads/2015/05/Book4.csv>

[Reply](#)

---

**Dark and Difficult**

*Proudly powered by WordPress.*

---

**From:** Board of Supervisors, (BOS)  
**To:** BOS-Supervisors; Ausberry, Andrea  
**Subject:** File 150241, 150243, 150245 FW: Sugar-Sweetened Beverage Advertising and Purchasing Legislation  
**Attachments:** SF Board of Supervisors\_SSB legislation\_5-13-15.pdf

---

**From:** Suzy Knutson [<mailto:sknutson@actionforhealthyfood.org>]  
**Sent:** Thursday, May 14, 2015 9:36 AM  
**To:** BreedStaff, (BOS)  
**Cc:** Board of Supervisors, (BOS); Cohen, Malia (BOS); Mar, Eric (BOS); Wiener, Scott; Jim Krieger  
**Subject:** Sugar-Sweetened Beverage Advertising and Purchasing Legislation

Dear Board President Breed and the San Francisco Board of Supervisors,

Please see the attached letter regarding Action for Healthy Food's support for the legislation put forth by San Francisco Supervisors Malia Cohen, Eric Mar, and Scott Wiener to address the epidemic of type 2 diabetes, obesity, and other diseases related to the consumption of sugar-sweetened beverages.

On behalf of Dr. Jim Krieger,

Suzy Knutson  
Action for Healthy Food  
[sknutson@actionforhealthyfood.org](mailto:sknutson@actionforhealthyfood.org)

7

# Action for Healthy Food

1218 Third Ave,  
Suite 505  
Seattle, WA 98101

May 13, 2015

London Breed  
President, San Francisco Board of Supervisors  
San Francisco City Hall  
1 Dr. Carlton B. Goodlett Place  
Room 244

## **Re: Sugar-Sweetened Beverage Advertising and Purchasing Legislation**

Dear Board President Breed and the San Francisco Board of Supervisors:

Action for Healthy Food (AFHF) supports the legislation put forth by San Francisco Supervisors Malia Cohen, Eric Mar, and Scott Wiener to address the epidemic of type 2 diabetes, obesity, and other diseases related to the consumption of sugar-sweetened beverages.

The proposed legislation will ban sugar-sweetened beverage advertisements on public property, require health warnings on all posted sugar-sweetened beverage advertisements, and ban city spending on sugar-sweetened beverages. These important policies will send a clear message that San Francisco understands the impact the consumption of these beverages has on its residents and will improve the health of people living in San Francisco. The message will extend beyond San Francisco to the rest of the nation. These policies will serve as models for the rest of the country to follow.

AFHF is a national organization that promotes healthy food policy as a means towards increasing consumption and availability of healthy foods and beverages while decreasing consumption of unhealthy ones. The three proposed policies are innovative and necessary. We will follow closely the progress made in San Francisco and share it with our partners across the country, including local and state governments, foundations, health advocacy organizations, public health agencies, and others.

The facts related to the consumption of sugar-sweetened beverages are clear. One-third of today's youth—and one-half of African American and Hispanic youth—will become diabetic if actions aren't taken. Drinking just one 12 ounce can of soda a day can increase your chance of getting type 2 diabetes by 25%. Sugar-sweetened beverages are the largest single source of added sugars in the American diet, are less satiating than solid food, and contain little or no nutritional value. Numerous studies in adults and youth link the consumption of sugar-sweetened beverages with weight gain, obesity, type 2 diabetes, and heart disease. In fact, sugar sweetened beverages are the only beverage or food that has been directly linked to obesity.



Despite recent declines, consumption of sugar-sweetened beverages remains excessively high. In 2010, the average American adult consumed 151 calories per day from sugar-sweetened beverages. Certain populations derive a much larger proportion of calories from sugar-sweetened beverages than others. For instance, adolescent males (ages 12-17) consume, on average, nearly 300 calories a day, or 15% of their recommended daily calorie allowance, from sugar-sweetened beverages. Soda, energy and sports drinks, sweetened water, fruit drinks, and sweetened coffee—all drinks that would be subject to the fee—are the largest source of daily calories for adolescents in the US. In addition, sugar-sweetened beverage consumption is highest among groups that have the highest risk of type 2 diabetes and obesity – low-income people, Hispanics, and African Americans.

These high levels of consumption are driven by the extensive and aggressive industry marketing tactics. Moreover, this advertising targets the most vulnerable. For example, Hispanic and African American children see significantly more ads for sugar drinks and dollars spent on targeted marketing to Hispanics and African Americans has increased sharply in recent years.

While awareness of the adverse health effects of sugary sodas is increasing, fewer people are aware that consuming sugary sports drinks and fruit drinks is no different from drinking sodas.

Thus the three measures are perfectly on target by addressing aggressive advertising of a product harmful to health and increasing awareness of the range of sugar-sweetened beverages and their health impacts.

This is a public health crisis, and local policy leaders must take the lead to put forth innovative solutions to address the consumption of these drinks.

Please join supervisors Cohen, Mar, and Wiener in their efforts to improve the health of San Franciscans by voting to support these important measures. These are vital policies to the future health of San Francisco and the rest of the country.

Sincerely,

A handwritten signature in black ink, appearing to read "James Krieger". The signature is fluid and cursive, with a large initial "J" and "K".

James Krieger, MD, MPH  
Executive Director  
Action for Healthy Food

CC/

Malia Cohen, Member, San Francisco Board of Supervisors

Eric Mar, Member, San Francisco Board of Supervisors

Scott Wiener, Member, San Francisco Board of Supervisors

Angela Calvillo, Clerk, San Francisco Board of Supervisors



BOS-11, COB

RECEIVED  
BOARD OF SUPERVISORS  
SAN FRANCISCO

# Capital Planning Committee

2015 MAY 14 AM 11:02

Naomi M. Kelly, City Administrator, Chair

*NK*

## MEMORANDUM

May 11, 2015

**To:** Supervisor London Breed, Board President *N Kelly*

**From:** Naomi Kelly, City Administrator and Capital Planning Committee Chair

**Copy:** Members of the Board of Supervisors  
Angela Calvillo, Clerk of the Board  
Capital Planning Committee

**Regarding:** (1) The Proposed Affordable Housing General Obligation (G.O.) Bond; (2) The Fiscal Year 2015-16 & 2016-17 General Fund Capital Budget

In accordance with Section 3.21 of the Administrative Code, on May 11, 2015, the Capital Planning Committee (CPC) approved the following action items to be considered by the Board of Supervisors. The CPC's recommendations are set forth below.

**1. Board File Number: TBD**      **Approval of the Ordinance and related Resolution of Public Interest and Necessity authorizing the Proposed Affordable Housing General Obligation (G.O.) Bond in the amount of \$250,000,000.**

**Recommendation:** Recommend the Board of Supervisors (BOS) approve the Ordinance and related Resolution of Public Interest and Necessity.

**Comments:** The CPC recommends approval of these items by a vote of 11-0.

Committee members or representatives in favor include: Naomi Kelly, City Administrator; London Breed, Board President; Kate Howard, Mayor's Budget Director; Nadia Sesay, Controller's Office; Mohammed Nuru, Director, Public Works; Ed Reiskin, Director, SFMTA; Harlan Kelly, General Manager, SFPUC; John Rahaim, Director, Planning Department; Dawn Kamalanathan, Recreation and Parks Department; Ivar Satero, San Francisco International Airport; and Elaine Forbes, Port of San Francisco.

**2. Board File Number: TBD**      **Recommendation to approve the Fiscal Year 2015-16 & 2016-17 General Fund Capital Budget totaling up to \$420,000,000.**

**Recommendation:** Recommend the Board of Supervisors (BOS) approve the Fiscal Year 2015-16 & 2016-17 General Fund Capital Budget.

8

Comments:

The CPC recommends approval of these items by a vote of 11-0.

Committee members or representatives in favor include: Naomi Kelly, City Administrator; London Breed, Board President; Kate Howard, Mayor's Budget Director; Nadia Sesay, Controller's Office; Mohammed Nuru, Director, Public Works; Ed Reiskin, Director, SFMTA; Harlan Kelly, General Manager, SFPUC; John Rahaim, Director, Planning Department; Dawn Kamalanathan, Recreation and Parks Department; Ivar Satero, San Francisco International Airport; and Elaine Forbes, Port of San Francisco.

BOS 11, CPAGE

RECEIVED  
BOARD OF SUPERVISORS  
SAN FRANCISCO

2015 MAY 16 AM 11:42

BJ

Quarterly Report

to the Board of Supervisors  
from the Animal Control and Welfare Commission

January 2014 through April 2015

The San Francisco Animal Control and Welfare Commission was established through the SF Health Code. Sec. 41.3 of the Code states: "The Commission shall render written report of its activities to the Board [of Supervisors] quarterly." This report fulfills that requirement.

9

The San Francisco Animal Control and Welfare Commission advises the Board of Supervisors on issues involving animals. People come to Commission meetings to offer their opinions about issues under discussion, and to suggest topics that the Commission might investigate further. **During all of 2014 and the first quarter of 2015, the Commission discussed and took action on the following topics,** that highlight animal issues that are of concern to San Francisco residents:

- 1) **Sale of Ivory in San Francisco and Poaching of Wild Elephants.** The Commission voted to encourage the Board of Supervisors to support AB 96, a State Assembly bill that would tighten loopholes and increase enforcement of the state ban on the sale of ivory to protect wild elephants and rhinos from poaching for their ivory. The Board passed a resolution supporting AB 96.
- 2) **Support for AB2140, the California Orca Welfare and Safety Act.** The Commission voted to encourage the Board of Supervisors to support AB 2140, a State Assembly bill that would end the use of orcas for entertainment, end captive breeding programs and the import or export of orcas, and require all currently captive orcas to be released to sea pens. It has not been passed by the State Assembly.
- 3) **Support for the Right of Safe Passage for Whales and Dolphins.** The Commission voted to encourage the Board of Supervisors and all citizens to support the free and safe passage of all whales and dolphins in our coastal and Bay waters, and to protect their natural environment. The Board of Supervisors unanimously passed a resolution supporting the right of safe passage for whales and dolphins.
- 4) **Animal Care and Control (ACC).** The Commission urged the Board of Supervisors to adequately fund Animal Care and Control as part of the City's budget. After the removal of the ACC Director, the Commission discussed and took public comment on important qualities/experiences desirable in a new Director, and began a broader discussion about goals, priorities, and peoples' visions for ACC. We sent a summary of these discussions to the City Administrator to help her develop the RFP for the Director position. After her selection, the new Director, Virginia Donohue, introduced herself to the Commissioners and the general public.
- 5) **SFPD Vicious and Dangerous Dog Unit.** The Commission continued its interest in the future of the Vicious and Dangerous Dog Unit after the retirement of the Hearing Officer in May 2014. The Commission urged City officials to ensure the Hearing Officer was replaced with someone who would continue the unit's groundbreaking work ensuring fair and compassionate treatment of dogs while protecting public safety.
- 6) **Commending Those Whose Actions Saved Animals.** The Commission honored Gregory Foster and Arturo Pena, two Recology employees who saved a puppy from certain death when they found it in a garbage bag on a trash-sorting conveyor belt that was the last stop before a 20-foot-fall into landfill waste. Foster noticed a bag that appeared to be moving, and hit the emergency stop for the conveyor belt. Inside he found the 3-month-old puppy, frightened and injured but alive. Pena cleaned the dog's wounds, wrapped her in a blanket, and stayed with her, comforting her until help arrived. Without their actions, the puppy, now named Gem, would certainly have died. Gem attended the meeting where the Commission honored Foster and Pena. The Commission also honored the actions of San Francisco Firefighters who entered adjacent buildings and rescued six dogs during the five-alarm Mission Bay fire on March 11, 2014, and also the Firefighters who rescued a cat from a fire that seriously damaged three apartment buildings on February 21, 2015. The cat, suffering from smoke inhalation, was initially unresponsive, but revived when Fire Department Paramedic Douglas Mei gave him oxygen.

In addition, the Commission held discussions on the following topics, which highlight animal issues that are of concern to San Francisco residents:

- 1) **SF Police Department's Shooting of Pit Bulls.** After three pit bulls who were shot and killed by SFPD Officers in early 2014, the Commission discussed concerns about the use of deadly force and whether it was necessary or based on stereotypes about the breed. We considered how best to educate officers about dog behavior in general and about pit bulls in particular, but took no specific action.
- 2) **Mandatory Spay/Neuter for Dogs in San Francisco.** The Commission discussed whether the City should require all dogs be spayed or neutered, along with the benefits and problems associated with mandatory spay/neuter, but took no action.
- 3) **San Francisco Zoo Update.** The Commission heard a presentation from the SF Zoo about what happened when a baby gorilla was killed by a closing door and what is being done to prevent anything similar from happening in the future.
- 4) **Honoring Dogs Who Serve at the San Francisco Veterans Day Parade.** The Commission heard a presentation from former Commissioner June Wilson, who, for the last ten years, has organized a contingent of military and other service dogs and their handlers to march in the SF Veterans Day Parade. She is looking for someone to take over organizing this important recognition for dogs who serve and their handlers.
- 5) **The Commission and Social Media.** The Commission discussed whether it should have a larger presence on social media, and, if so, what that presence should be and what kind of information would be included.
- 6) **Coyotes.** Rob Ruiz, Chief of Marin County Parks, reminded people to be "coyote aware" in city parks, especially during pupping season.
- 7) **Update from SF/SPCA.** Co-President Jennifer Scarlett presented a review of animal welfare in San Francisco and recent happenings at the SF/SPCA.



# SAN FRANCISCO PLANNING DEPARTMENT

BOS-11, CoB, C page,  
Ln ~~by~~ clerk

RECEIVED  
CLERK OF SUPERVISORS  
SAN FRANCISCO

May 14, 2015

2015 MAY 14 PM 1:59

ll

1650 Mission St.  
Suite 400  
San Francisco,  
CA 94103-2479

Reception:  
**415.558.6378**

Fax:  
**415.558.6409**

Planning  
Information:  
**415.558.6377**

Clerk of the Board of Supervisors  
City Hall  
1 Dr. Carlton B. Goodlett Place, Room 244  
San Francisco, CA 94102

Re: 1500 Mission Street Project  
Planning Department File No. 2014-000362ENV

To Whom It May Concern:

Pursuant to the San Francisco Administrative Code Chapter 31, the enclosed environmental review document is being forwarded to you for distribution to the Board of Supervisors.

If you have any questions related to this project's environmental evaluation, please call me at 415-575-9071.

Sincerely,

Chelsea Fordham

10



# SAN FRANCISCO PLANNING DEPARTMENT

RECEIVED  
BOARD OF SUPERVISORS  
SAN FRANCISCO

JUL 14 PM 1:59

## PUBLIC NOTICE Availability of Notice of Preparation of Environmental Impact Report

ll

1650 Mission St.  
Suite 400  
San Francisco,  
CA 94103-2479

Reception:  
415.558.6378

Fax:  
415.558.6409

Planning  
Information:  
415.558.6377

*Date:* May 13, 2015  
*Case No.:* 2014-000362ENV  
*Project Title:* 1500 Mission Street  
*Zoning:* C-3-G (Downtown General Commercial)  
Van Ness and Market Downtown Residential Special Use District  
120/320-R-2, 85/250-R-2, 85-X Height and Bulk Districts  
*Block/Lot:* 3506/002, 003  
*Project Sponsor:* Goodwill SF Urban Development, LLC  
Matthew Witte – (415) 677-9000  
*Staff Contact:* Chelsea Fordham – (415) 575-9071  
chelsea.fordham@sfgov.org

A notice of preparation (NOP) of an environmental impact report (EIR) has been prepared by the San Francisco Planning Department in connection with this project. The report is available for public review and comment on the Planning Department's Negative Declarations and EIRs web page (<http://www.sfplanning.org/sfceqadocs>). Paper copies are also available at the Planning Information Center (PIC) counter on the first floor of 1660 Mission Street, San Francisco. Referenced materials are available for review by appointment at the Planning Department's office on the fourth floor of 1650 Mission Street. (Call (415) 575-9071)

**Project Description:** The 1500 Mission Street project site consists of two parcels (Assessor's Block 3506, Lots 002 and 003) located on the north side of Mission Street between 11th Street and South Van Ness Avenue, within San Francisco's South of Market (SoMa) neighborhood. The project site is located within the Downtown Plan area and Market and Octavia Plan area, and is located within the C-3-G (Downtown General Commercial) Use District, the Van Ness and Market Downtown Residential Special Use District, and the 120/320-R-2, 85/250-R-2 and 85-X Height and Bulk Districts. The project sponsor, Goodwill SF Urban Development, LLC, an affiliate of Related California Urban Housing, proposes to demolish one existing building and a portion of another building on the project site, at 1500 and 1580 Mission Street, and construct a mixed-use development with two components. The residential and retail development component would include a 39-story, 396-foot-tall tower with mid-rise podium elements at the corner of Mission Street and South Van Ness Avenue. The office and permit center development component would be occupied by several City and County of San Francisco ("City") departments, and include an 18-story, 264-foot-tall tower on 11th Street between Market and Mission Streets with mid-rise podium elements extending west and south from the tower. A portion of the existing one-time Coca-Cola bottling plant at 1500 Mission Street (Coca Cola building), including its clock tower, would be retained and converted to retail use. The proposed residential and retail component, approximately 712,790 total gross square feet (gsf), would contain approximately 559,190 gsf of residential space and 550 dwelling units, 60,000 gsf of retail space, and approximately 26,400 gsf of common residential open space. The proposed office component, approximately 553,900 total gsf, would be occupied by City offices, including an 87,000



square foot permit center for the Departments of Building Inspection, Planning, and Public Works, and other City departments. The project would require amendments to the General Plan, Market and Octavia Area Plan, Zoning Map Height and Bulk redesignations, and text amendments to the Planning Code to amend the existing height and bulk designations on the site to accommodate the height of the proposed residential and office towers, the plan length and diagonal dimension of each of the towers, and the lack of required separation between the office tower and the portion of the adjacent One South Van Ness Avenue building that exceeds 120 feet in height. These amendments would require a recommendation by the Planning Commission and approval by the Board of Supervisors. The project sponsor would also seek a Downtown Project Authorization (Planning Code Section 309), including any requested exceptions, and a Conditional Use Authorization for ground-floor office use and to exclude on-site inclusionary units from the calculation of gross floor area (Section 303) from the Planning Commission, and a Variance to certain mid-block alley standards from the Zoning Administrator.

The Planning Department has determined that an EIR must be prepared for the proposed project prior to any final decision regarding whether to approve the project. The purpose of the EIR is to provide information about potential significant physical environmental effects of the proposed project, to identify possible ways to minimize the significant effects, and to describe and analyze possible alternatives to the proposed project. Preparation of an NOP or EIR does not indicate a decision by the City to approve or to disapprove the project. However, prior to making any such decision, the decision makers must review and consider the information contained in the EIR.

The Planning Department will hold a **PUBLIC SCOPING MEETING** on Tuesday, June 2, 2015, at 6:00 p.m. in the One South Van Ness Avenue, second floor, in the Atrium conference room. The purpose of this meeting is to receive oral comments to assist the Planning Department in reviewing the scope and content of the environmental impact analysis and information to be contained in the EIR for the project. To request a language interpreter or to accommodate persons with disabilities at the scoping meeting, please contact the staff contact listed above at least 72 hours in advance of the meeting. Written comments will also be accepted until 5:00 p.m. on Monday, June 15, 2015. Written comments should be sent to Sarah B. Jones, San Francisco Planning Department, 1650 Mission Street, Suite 400, San Francisco, CA 94103. Referenced materials are available for review by appointment at the Planning Department's office on the fourth floor of 1650 Mission Street. (Call (415) 558-6378).

If you work for an agency that is a Responsible or a Trustee Agency, we need to know the views of your agency as to the scope and content of the environmental information that is relevant to your agency's statutory responsibilities in connection with the proposed project. Your agency may need to use the EIR when considering a permit or other approval for this project. We will also need the name of the contact person for your agency. If you have questions concerning environmental review of the proposed project, please contact Chelsea Fordham at (415) 575-9071.

Members of the public are not required to provide personal identifying information when they communicate with the Commission or the Department. All written or oral communications, including submitted personal contact information, may be made available to the public for inspection and copying upon request and may appear on the Department's website or in other public documents.



# SAN FRANCISCO PLANNING DEPARTMENT

---

## Notice of Preparation of an Environmental Impact Report and Notice of Public Scoping Meeting

*Date:* May 13, 2015  
*Case No.:* 2014-000362ENV  
*Project Address:* 1500-1580 Mission Street  
*BPA Nos.:* Not Applicable  
*Zoning:* C-3-G (Downtown General Commercial) District  
Van Ness and Market Downtown Residential Special Use District  
120/320-R-2, 85/250-R-2, 85-X Height and Bulk Districts  
*Block/Lot:* 3506/002 and 003  
*Project Site Size:* 110,772 square feet (2.5 acres)  
*Project Sponsor:* Goodwill SF Urban Development, LLC  
Matthew Witte – (415) 677-9000  
*Lead Agency:* San Francisco Planning Department  
*Staff Contact:* Chelsea Fordham – (415) 575-9071  
chelsea.fordham@sfgov.org

1650 Mission St.  
Suite 400  
San Francisco,  
CA 94103-2479

Reception:  
**415.558.6378**

Fax:  
**415.558.6409**

Planning  
Information:  
**415.558.6377**

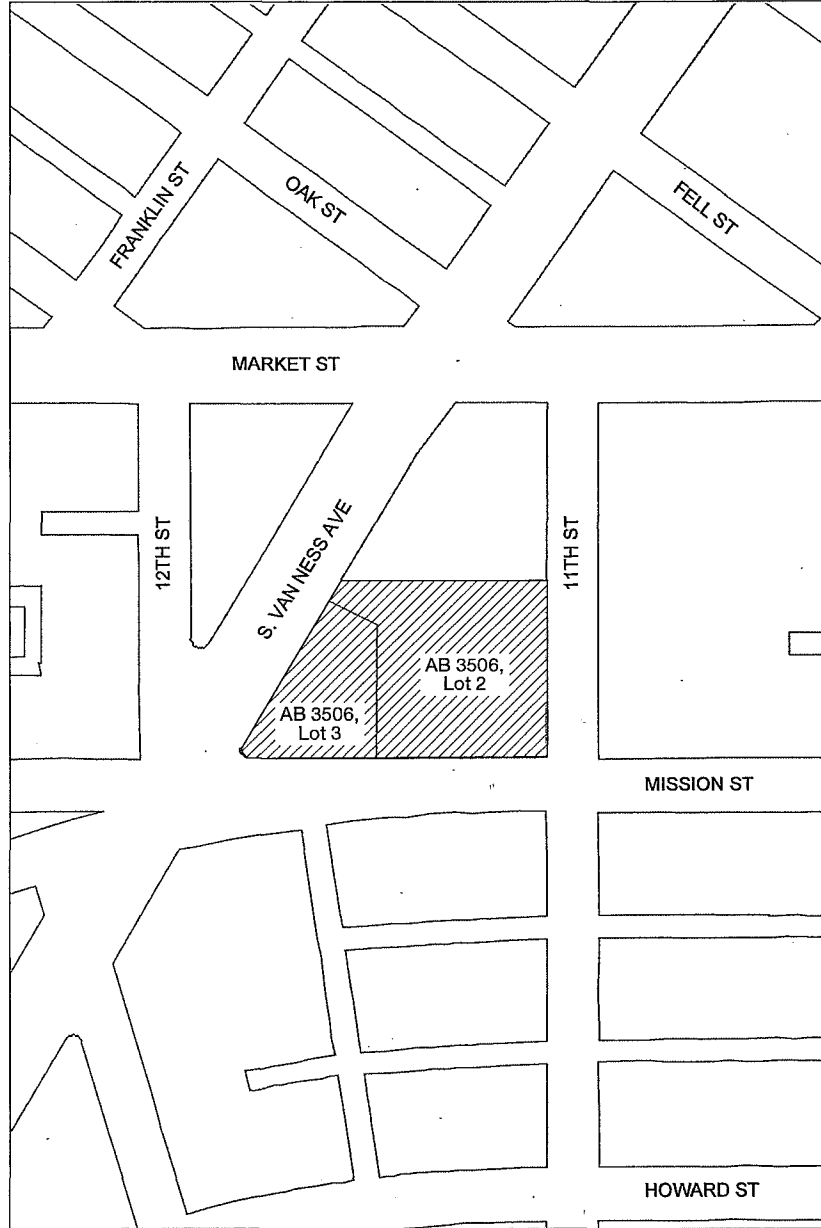
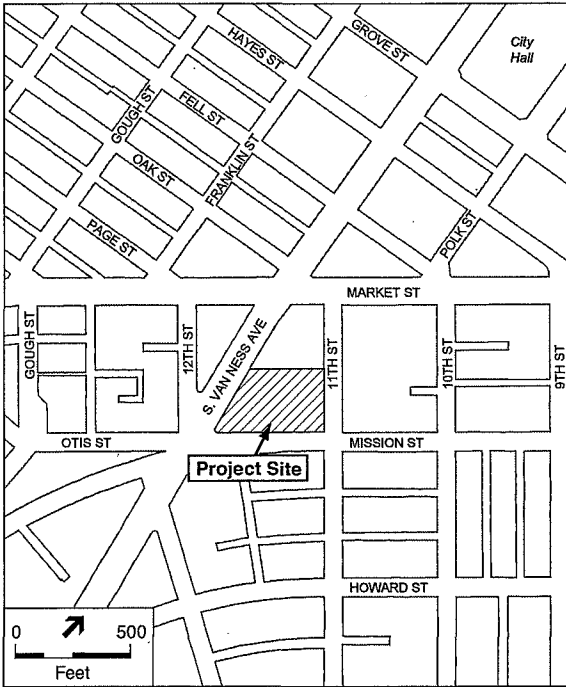
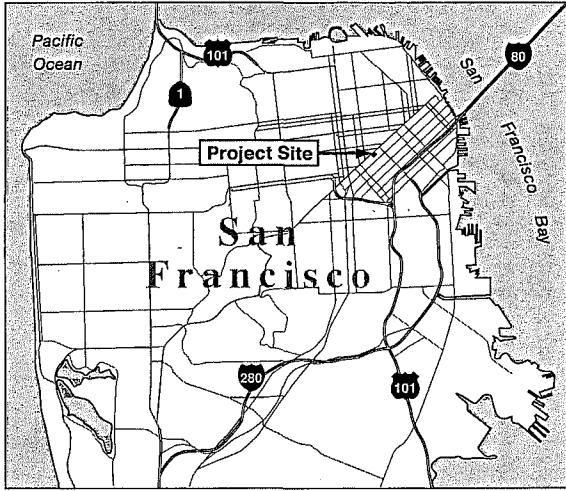
### PROJECT SUMMARY


The project sponsor, Goodwill SF Urban Development, LLC, an affiliate of Related California Urban Housing, proposes to demolish one existing building and a portion of another building on the project site, at 1500 and 1580 Mission Street, and construct a mixed-use development with two components. The residential and retail development component would include a 39-story, 396-foot-tall tower (up to 416 feet to top of the parapet enclosing mechanical equipment) with mid-rise podium elements at the corner of Mission Street and South Van Ness Avenue. The office and permit center development component would be occupied by several City and County of San Francisco (“City”) departments, and include an 18-story, 264-foot-tall tower (up to 284 feet to top of the parapet enclosing mechanical equipment) on 11th Street between Market and Mission Streets with mid-rise podium elements extending west and south from the tower. A portion of the existing one-time Coca-Cola bottling plant at 1500 Mission Street (Coca Cola building), including its clock tower, would be retained and converted to retail use.

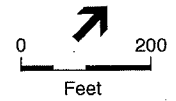
### PROJECT LOCATION AND SITE CHARACTERISTICS

The project site consists of two parcels (Assessor’s Block 3506, Lots 002 and 003<sup>1</sup>) located on the north side of Mission Street between 11th Street and South Van Ness Avenue, within San Francisco’s South of Market (SoMa) neighborhood, as shown in **Figure 1**. The project site is located within the Downtown Plan area and Market and Octavia Plan area, and is located within the C-3-G (Downtown General Commercial) Use District, the Van Ness and Market Downtown Residential Special Use District, and the 120/320-R-2, 85/250-R-2 and 85-X Height and Bulk Districts. The site is one-half block south of Market Street and approximately four blocks southwest of San Francisco City Hall.

<sup>1</sup> Lots 002 and 003 are also referred to in some property records as Lots 006 and 007, respectively.



-  Project Site
- 2, 3 Lot Numbers
- 3506 Assessor's Block



1500 Mission Street; Case No. 2014-000362ENV

**Figure 1**  
Regional Location

The project site totals 2.5 acres and is generally flat and is a trapezoidal shape with a 464-foot-long frontage along Mission Street, a 255-foot frontage along South Van Ness Avenue, and a 275-foot frontage along 11th Street. The northern boundary of the site stretches for 320 feet abutting an eight-story City office building that fronts onto South Van Ness Avenue and Market Street (One South Van Ness Avenue).

The project site is currently occupied by two existing buildings used by Goodwill Industries: a two-story, 29,000-square-foot building at 1580 Mission Street constructed in 1997 that contains a Goodwill retail store on the ground level and offices above, and an approximately 57,000-square-foot, largely single-story warehouse building at 1500 Mission Street currently used by Goodwill for processing donated items. The warehouse building has a basement parking garage that is currently used for public parking with approximately 90 spaces, with access from a driveway on South Van Ness Avenue. The site also contains approximately 25 surface parking spaces and six surface loading spaces, accessed from Mission Street and 11th Street, respectively. The warehouse building, which features an approximately 85-foot-tall clock tower atop the Mission Street façade, was constructed in 1925 for the White Motor Company and renovated in 1941 for use as a Coca-Cola bottling plant, a use that continued until the 1980s.

The primary entrance to the retail building is at the corner of South Van Ness Avenue and Mission Street. The entrance and primary façade of the warehouse building, along with the clock tower, is at the corner of Mission and 11th Streets. The site contains street trees at the following locations: three street trees along South Van Ness Avenue, eight street trees along Mission Street, and seven street trees along 11th Street.

Both of the existing buildings are Unrated (Category V) buildings under Article 11 of the Planning Code. However, a 2010 historical resources survey found the 1500 Mission Street building appears individually eligible for the California Register of Historical Resources.

## PROPOSED PROJECT

The proposed project would demolish the 1580 Mission Street building and a portion of the 1500 Mission Street building on the project site and construct a mixed-use development with two components, as shown in **Figure 2** through **Figure 8**. The first component, the mixed-use residential and retail component, would include a 39-story, 396-foot-tall tower (up to 416 feet to top of the parapet enclosing mechanical equipment) with mid-rise podium elements up to approximately 110 feet tall at the corner of Mission Street and South Van Ness Avenue. The second component, the City office and permit center component, would consist of an 18-story, 264-foot-tall tower (up to 284 feet to top of the parapet enclosing mechanical equipment) on 11th Street between Market and Mission Streets, with mid-rise podium elements up to 137 feet tall extending west and south from the tower. A 40-foot-deep portion of the former Coca-Cola building at 1500 Mission Street would be retained and used for retail space as part of the project; the clock tower would be included in this retention and rehabilitation as would a portion of the façade along 11<sup>th</sup> street. The remainder of the 1500 Mission Street building and all of the 1580 Mission Street building would be demolished. A publicly accessible, partially glass-roofed concourse (also referred to as the “forum”) totaling approximately 8,650 square feet would separate the residential and retail components from the office development and provide pedestrian connectivity midway through the site from South Van Ness Avenue to 11th Street. **Table 1** presents the proposed project characteristics for both components, which are further described below.

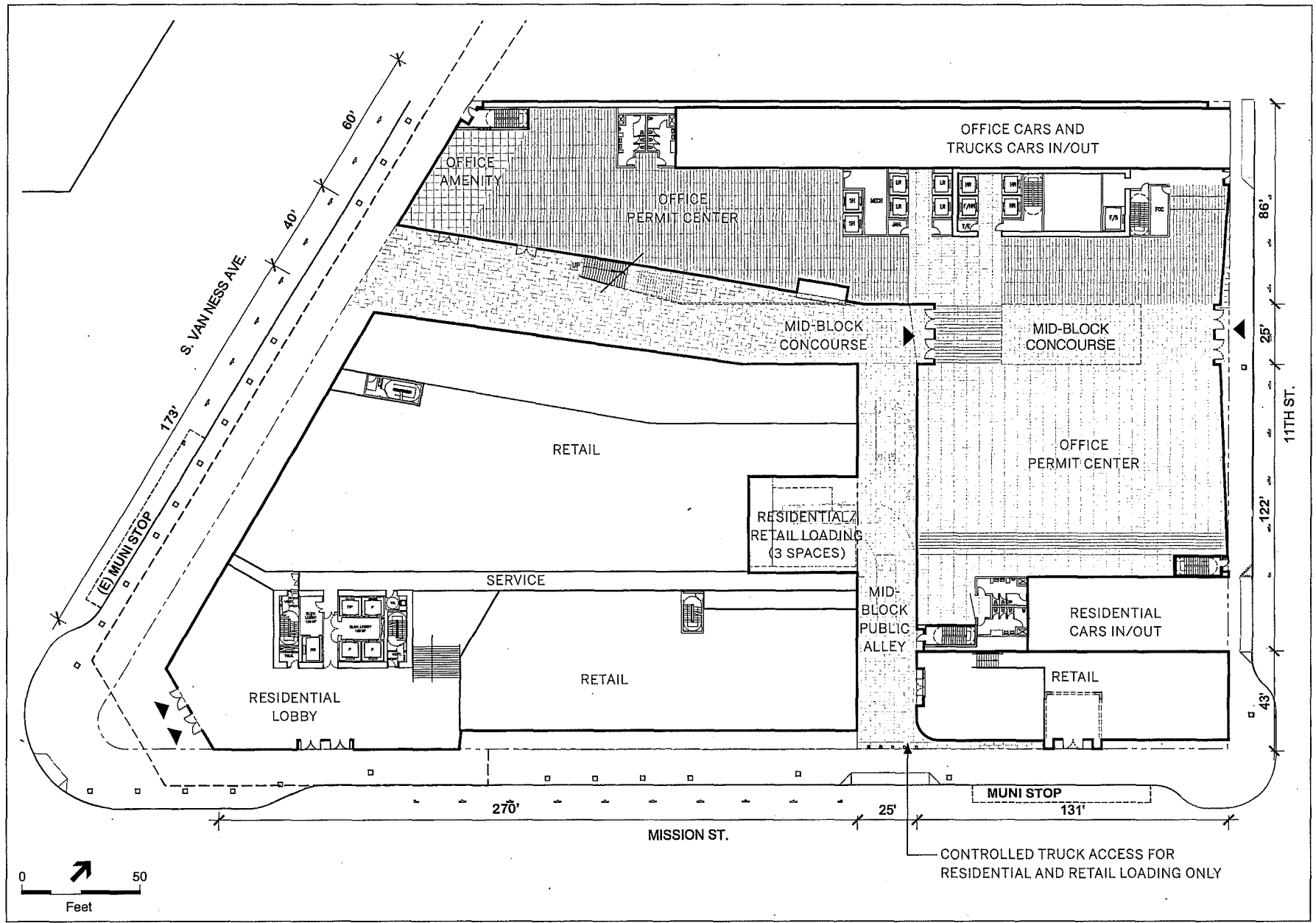
**Table 1**  
**Proposed Project Characteristics**

| Proposed Use                      | Description                                                   | Gross Building Area         |
|-----------------------------------|---------------------------------------------------------------|-----------------------------|
| <b>RESIDENTIAL/RETAIL</b>         | <b>39 stories, 396 feet tall (416 feet to top of parapet)</b> | <b>712,790 sq. ft.</b>      |
| Residential Tower                 | 550 units total. Including 110 affordable units               | 559,190 sq. ft.             |
| Studios                           | 55 units                                                      | -                           |
| One-bedroom units                 | 275 units                                                     | -                           |
| Two-bedroom units                 | 165 units                                                     | -                           |
| Three-bedroom units               | 55 units                                                      | -                           |
| Retail <sup>a</sup>               | Ground floor and Level 2                                      | 60,000 sq. ft.              |
| Basement Area <sup>b</sup>        | Levels 1 and 2                                                | 93,600 sq. ft.              |
| Vehicle Parking                   | 275 residential spaces; 24 retail spaces; 4 car share         | -                           |
| Loading                           | 3 spaces                                                      | -                           |
| Class 1 Bicycle Parking           | 260 spaces, 2 showers, 12 lockers                             | -                           |
| Class 2 Bicycle Sidewalk Racks    | 39 spaces                                                     | -                           |
| <b>OFFICE AND PERMIT CENTER</b>   | <b>18 stories, 264 feet tall (284 feet to top of parapet)</b> | <b>554,950 sq. ft.</b>      |
| Offices                           | Floors 3 to 18                                                | 375,000 sq. ft.             |
| Permit Center                     | Floors 1 and 2 on 11th Street                                 | 87,000 sq. ft.              |
| Basement Area <sup>b</sup>        | Levels 1 and 2                                                | 84,300 sq. ft.              |
| Concourse/Forum                   | Level 1                                                       | 8,650 sq. ft.               |
| Vehicle Parking                   | 80 – 120 spaces; 2 car share                                  | -                           |
| Loading                           | 3 spaces                                                      | -                           |
| Class 1 Bicycle Parking           | 103 spaces; 4 showers; 24 clothes lockers                     | -                           |
| Class 2 Bicycle Sidewalk Racks    | 11 spaces                                                     | -                           |
| <b>OPEN SPACE</b>                 | <b>Residential, Office and Public Open Space</b>              | <b>52,600 sq. ft.</b>       |
| Residential Open Space            | Level 2 Courtyard, Podium                                     | 26,400 sq. ft.              |
| Office Open Space                 | Roof Top                                                      | 12,900 sq. ft.              |
| Public Open Space                 | Concourse/Forum and alley                                     | 13,300 sq. ft.              |
| <b>COMBINED PROJECT</b>           | <b>Residential, Retail, Office, Parking</b>                   | <b>1,267,740 sq. ft.</b>    |
| Total Site Area                   | Area of parcels at ground level                               | 110,772 sq. ft. (2.5 acres) |
| Total Vehicle Parking             | 383-423 spaces; 6 loading                                     | -                           |
| Total Class 1 Bike Parking        | 363 spaces; 6 showers; 36 clothes lockers                     | -                           |
| Total Class 2 Bike Sidewalk Racks | 50 spaces                                                     | -                           |

<sup>a</sup> Includes 5,200 square feet of retail in retained 1500 Mission Street building frontage.

<sup>b</sup> Includes ramp to garage and garage circulation space in the basement.

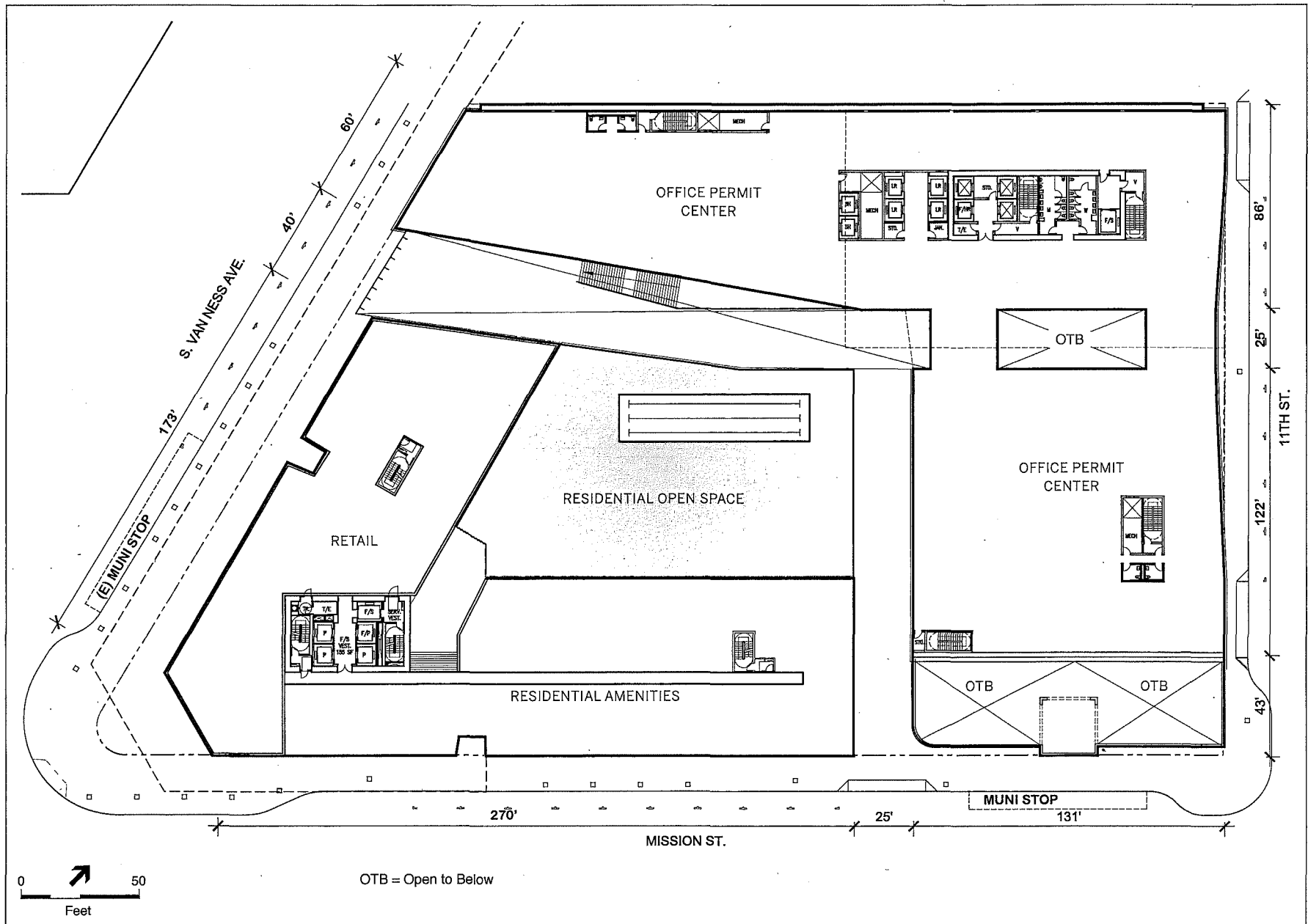
SOURCE: Related California Urban Housing, SOM, April 2015.



1500 Mission Street; Case No. 2014-000362ENV

SOURCE: Related California; SOM, 2015

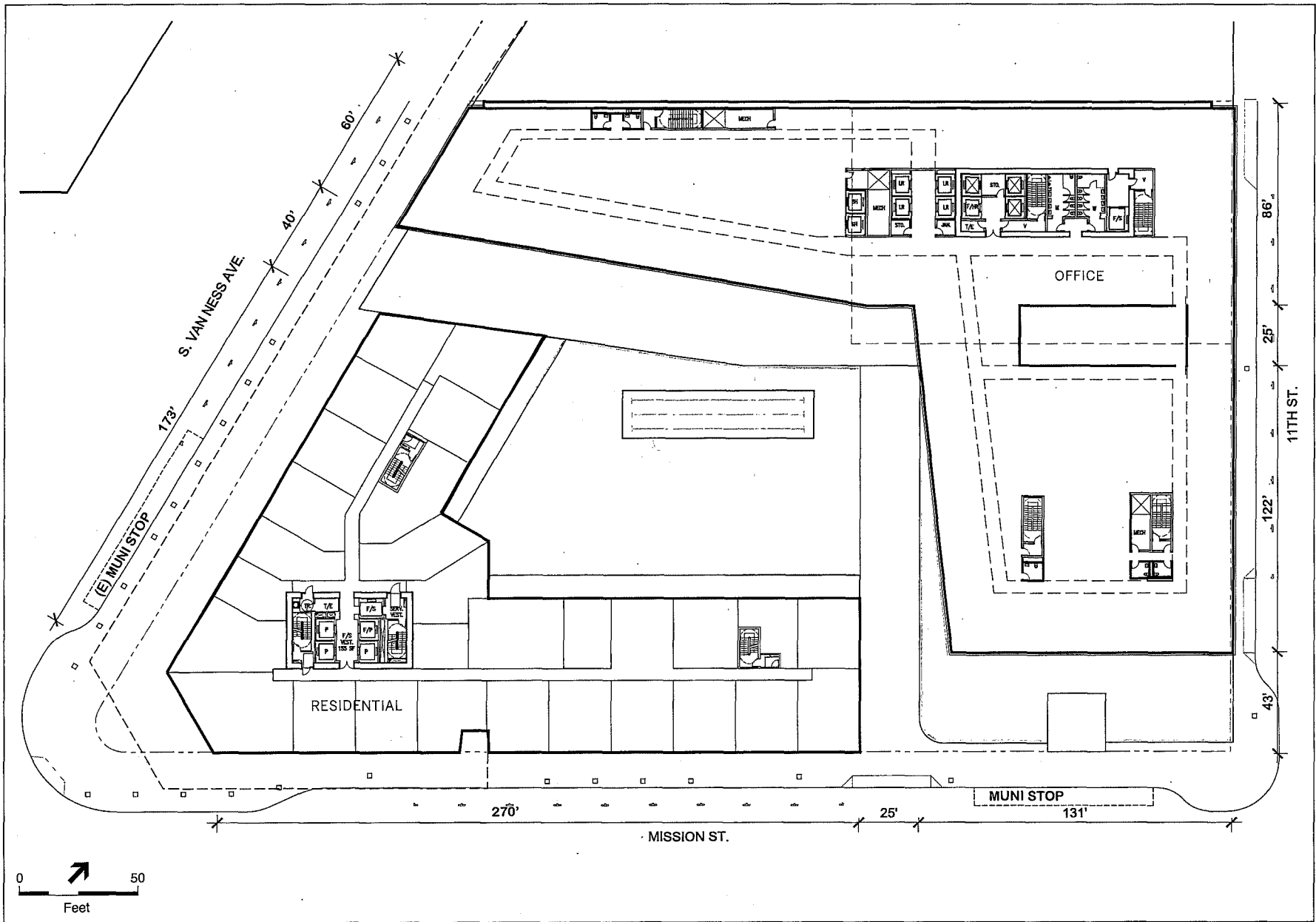
**Figure 2**  
Proposed Ground-Floor Plan



SOURCE: Related California; SOM, 2015

1500 Mission Street; Case No. 2014-000362ENV

**Figure 3**  
Proposed Floor Plan, Level 2

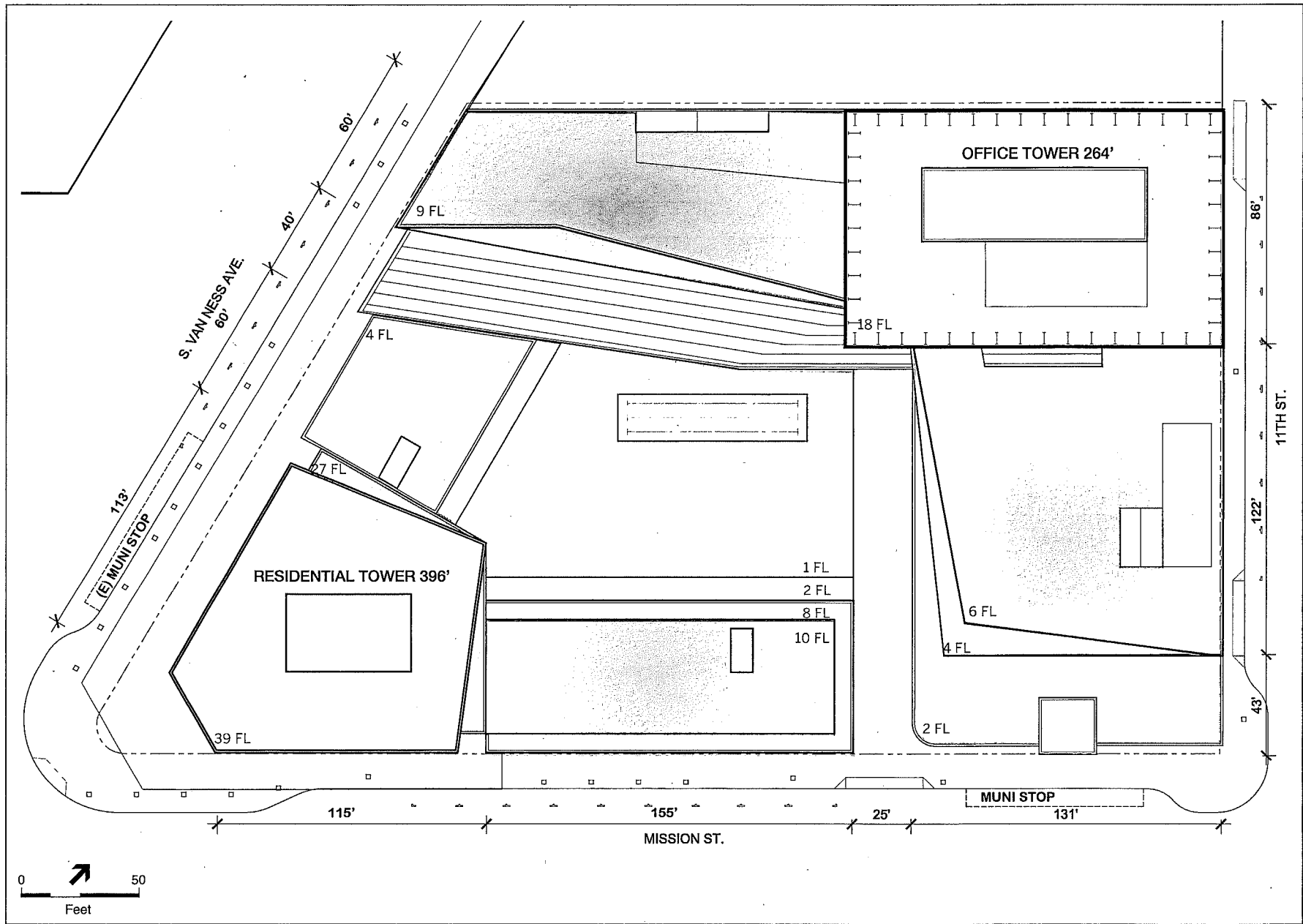


1500 Mission Street; Case No. 2014-000362ENV

SOURCE: Related California; SOM, 2015

**Figure 4**  
Levels 3-6 Typical Podium Plan



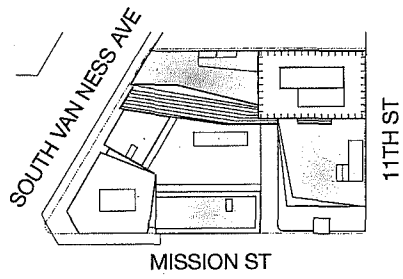


1500 Mission Street; Case No. 2014-000362ENV


**Figure 5**  
Proposed Roof Plan

SOURCE: Related California; SOM, 2015

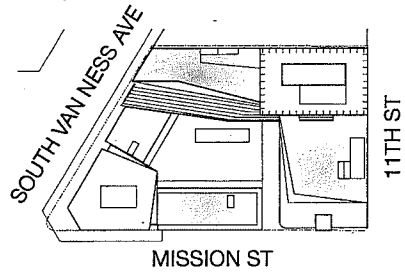
NOTE:  
ALL ELEVATIONS ARE MEASURED  
FROM PROJECT 0'-0" (TBD)



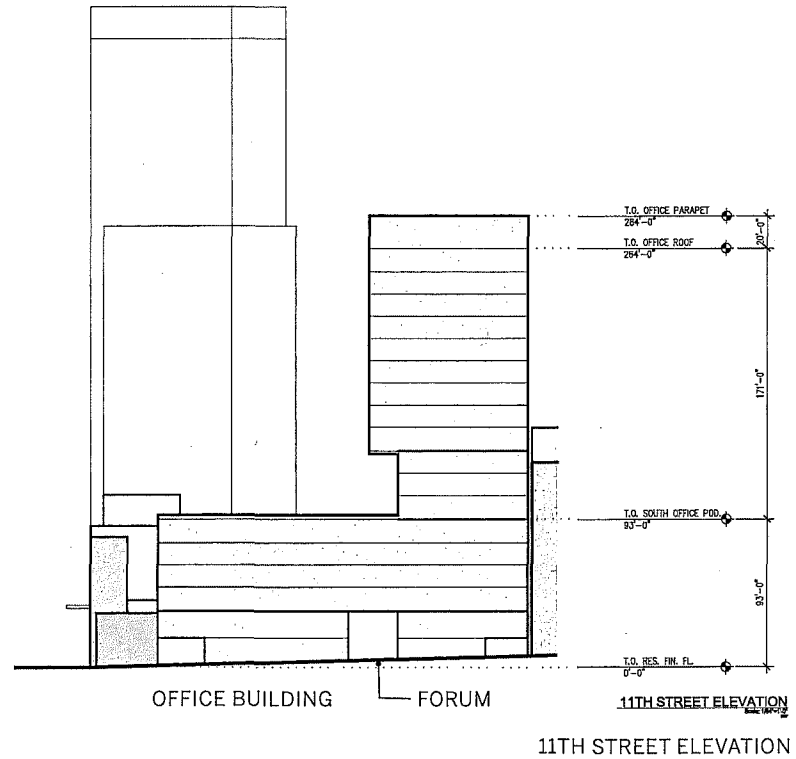
- RESIDENTIAL
- RETAIL
- OFFICE
- FORUM



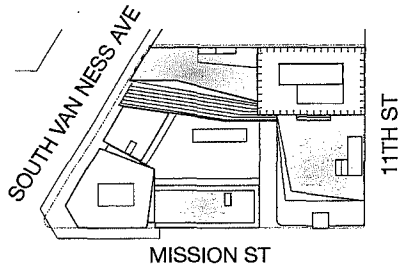
NOTE:  
ALL ELEVATIONS ARE MEASURED  
FROM PROJECT 0'-0" (TBD)



- RESIDENTIAL
- RETAIL
- OFFICE
- FORUM



NOTE:  
ALL ELEVATIONS ARE MEASURED  
FROM PROJECT 0'-0" (TBD)

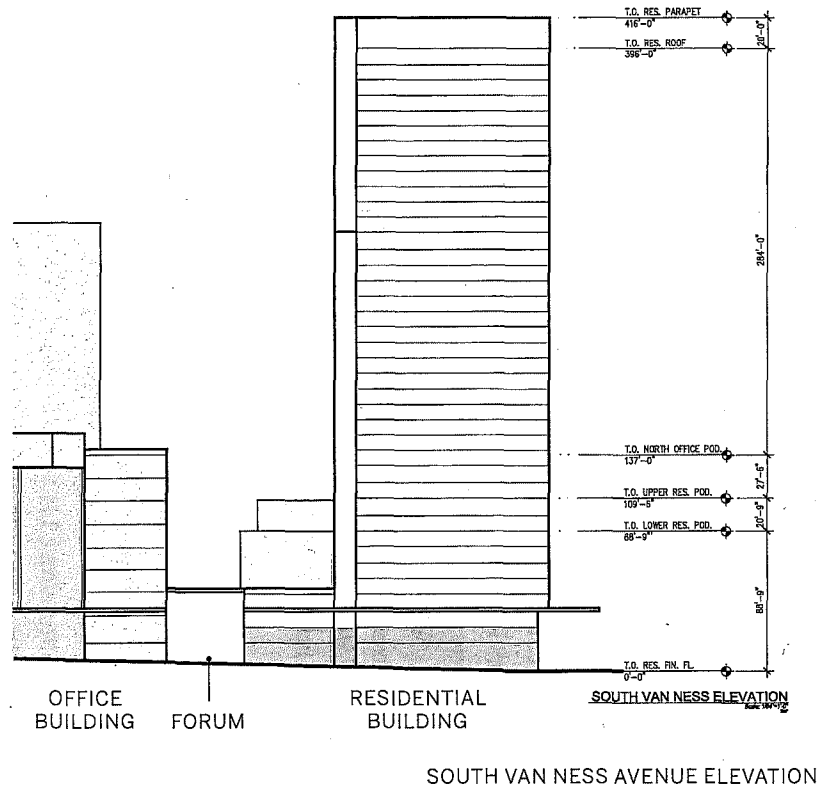



RESIDENTIAL

RETAIL

OFFICE

FORUM



## **Residential and Retail Component**

The proposed residential and retail component, approximately 712,790 total gross square feet (gsf), would contain approximately 559,190 gsf of residential space, 60,000 gsf of retail space, and approximately 26,400 gsf of common residential open space. The residential tower would be 39 stories and 396 feet tall (up to 416 feet tall to top of the parapet enclosing mechanical equipment) at the corner of Mission Street and South Van Ness Avenue, with a 10-story, 110-foot-tall podium wing extending east along Mission Street and a 4-story, 49-foot-tall podium wing extending north along South Van Ness Avenue. The residential component would contain approximately 550 dwelling units and would have its entrance lobby on Mission Street. Twenty percent of the units (approximately 110 dwelling units) would be inclusionary affordable units. Of the approximately 60,000 square feet of ground-floor and second-floor retail space, 5,200 square feet would be provided in a 40-foot-deep portion of the Mission Street frontage of the existing 1500 Mission Street building, which, as noted, would be retained as part of the project. A new north-south alley would provide truck access to a residential and retail freight loading area during certain hours, and pedestrian access would extend via this alley from Mission Street through the site to the mid-block pedestrian forum. The retail space is contemplated to be occupied by a combination of uses, including a grocery store, restaurants, and an athletic club. Vehicle and bicycle parking would be provided in two basement levels totaling approximately 93,600 gsf, with access via a two-way ramp on 11th Street approximately 40 feet north of Mission Street.

## **Office and Permit Center Component**

The proposed office component, approximately 553,900 total gsf, would be occupied by City offices, including a permit center for the Departments of Building Inspection, Planning, and Public Works, and other City departments. The office tower would be developed at the northeast corner of the project site, with podium wings extending south along 11th Street toward Mission Street and west, through the site, to South Van Ness Avenue. The office podiums would be nine stories and 137 feet in height on South Van Ness Avenue and six-stories and 93-feet in height on 11th Street, with the tower rising to 18 stories and 264 feet tall (up to 284 feet tall to top of the parapet enclosing mechanical equipment) on 11th Street. The City's permit center would be located on the 11th Street podium wing just north of Mission Street, adjacent to the preserved portion of the 1500 Mission Street building frontage. The permit center would occupy about 87,000 square feet on the first two floors of the building; with 375,000 square feet of office space on the 16 floors above. Vehicle and bicycle parking for the office component would be provided in two below ground basement levels totaling approximately 84,300 gsf, with access via a two-way ramp at the northeastern corner of the site with access from 11th Street; trucks would use this same driveway to reach a below-grade loading dock. An early child care facility for City employees and others would be located in the office component. Upon completion of the proposed project, the City would relocate staff to the project site from current City offices in the vicinity.

## **Parking, Loading, and Bicycle Facilities**

As noted, parking for both residential and office buildings would be provided below grade, as would off-street freight loading for the office building. Three at-grade, off-street residential/retail freight loading spaces would be accessed via a curb cut on Mission Street leading to the north-south, mid-block alley

connecting Mission Street and the office building forum. Automobile parking for the residential building (approximately 275 residential spaces [0.5 space per unit], 24 retail spaces and 4 car share spaces) would be provided under the residential building in two basement levels accessible from a new curb cut on 11th Street. Between 80 and 120 automobile parking spaces (depending on whether stackers are used) (plus 2 car share spaces) would be provided in two basement levels for the City office building, with access provided via a second new curb cut on 11th Street. Loading for the office building would be accessed from the 11th Street curb cut and three off-street loading spaces would be provided in the basement. In total, the proposed project would provide between 383 and 423 off-street parking spaces.

Bicycle parking and amenities would be provided for the residential units and retail space (approximately 260 Class 1 spaces, 2 showers, and 12 lockers) and office component (103 Class 1 spaces, 4 showers, and 24 clothes lockers) on the first basement level. Sidewalk bike racks would provide approximately 50 Class 2 bicycle parking spaces on Mission Street, South Van Ness Avenue, 11th Street.

## Open Space

Together, the podium levels of the two office and residential buildings would surround an approximately 18,000-square-foot, mid-block, second-floor open space courtyard for the use of project residents. Additional residential open space would be provided atop the podium wings of the residential building for a total of 26,400 square feet of residential open space. Up to 12,900 square feet of open space would be available atop the podium wings of the office building for use by City office workers. An approximately 8,650-square-foot partially glass-roofed publicly accessible pedestrian forum would separate the residential and retail component from the office component. An approximately 4,650 square foot alley extending from Mission Street to the forum would provide additional publicly accessible open space.

## Landscaping

As part of the proposed project, the 18 existing street trees along South Van Ness Avenue, Mission Street, and 11th Street would be retained or replaced, and at least 39 new trees would be planted along the project sidewalks, and other sidewalk improvements would be made, consistent with the *Better Streets Plan* and in accordance with Planning Code Section 138.1.

## Foundation and Excavation

The proposed project would require approximately 129,000 cubic yards of excavation for the building foundation and two basement levels. The project sponsor proposes to install a mat foundation or a drilled-in-place pile foundation to support the proposed buildings. Pile driving may be required as part of the proposed project.

## Construction Schedule

Demolition and construction of the proposed project are estimated to take approximately 40 months (about 3.5 years), and are anticipated to commence in fall 2016. The project sponsor proposes to construct both buildings simultaneously.

## APPROVALS REQUIRED

The project would require the following approvals:

- Amendments to the Market and Octavia Area Plan of the General Plan (Planning Commission recommendation; Board of Supervisors approval);
- Zoning Map Height and Bulk redesignations (Planning Commission recommendation; Board of Supervisors approval);
- Text amendments to the Planning Code to create a special use district to supersede the site's current Van Ness and Market Downtown Residential Special Use District zoning (Planning Commission recommendation; Board of Supervisors approval);
- A Downtown Project Authorization (Planning Code Section 309) (Planning Commission);
- Ratification of the City's conditional agreement to purchase the office building component (Board of Supervisors);
- Approval of lot merger and resubdivision applications (Department of Public Works); and
- Approval of demolition, grading and building permit applications (Department of Building Inspection).

## SUMMARY OF POTENTIAL ENVIRONMENTAL ISSUES

The proposed project could result in potentially significant environmental effects. The Planning Department will prepare an initial study (IS) and focused environmental impact report (EIR) to evaluate the physical environmental effects of the proposed project. As required by the California Environmental Quality Act (CEQA), the EIR will further examine those issues identified in the IS to have potentially significant effects, identify mitigation measures, and analyze whether the proposed mitigation measures would reduce the environmental effects to a less-than-significant level. The IS will be published along with the Draft EIR as an appendix. The EIR also will evaluate a No Project Alternative, which will assume no change to the existing conditions on the project site, as well as additional project alternatives that could potentially reduce or avoid any significant environmental impacts associated with the proposed project.

As part of the review process under CEQA, the Planning Department will convene a public scoping meeting at which public comment will be solicited on the issues that will be covered in the EIR. This notice provides a summary description of the proposed project; identifies environmental issues anticipated to be analyzed in the EIR; and provides the time, date, and location of the public scoping meeting (see page 18 for information on the scoping meeting). The comments received during the public scoping process will be considered during preparation of the IS and EIR.

It is anticipated that the EIR will address environmental topics including cultural and paleontological resources, transportation and circulation, wind, and shadow. Environmental impacts related to land use

and land use planning, population and housing, noise, air quality, greenhouse gas emissions, recreation and open space, utilities and service systems, public services, biological resources, geology and soils, hydrology and water quality, hazards and hazardous materials, mineral and energy resources and agricultural and forest resources are anticipated to be analyzed in the IS, unless significant impacts are identified that cannot be mitigated to a less-than-significant level, in which case, any such impacts analysis will be included in the EIR. The environmental issues to be addressed are described briefly below. The project meets all of the requirements of a transit-oriented infill development project under Senate Bill 743; therefore, aesthetics and parking will not be considered in determining if the project has the potential to result in significant environmental effects. However, visual simulations will be included within the project description of the EIR for reference.

### Land Use and Planning

The topic of Land Use and Land Use Planning will describe existing land uses on and near the project site and analyze whether the proposed project would physically divide an established community, result in land use conflicts within the Downtown Plan and Market and Octavia Plan areas and vicinity, or have a substantial impact on the existing character of the vicinity as a result of the proposed project.

### Population and Housing

The topic of Population and Housing will include analysis of the proposed project's potential impact related to population, employment and housing, and displacement.

### Cultural and Paleontological Resources

The former Coca-Cola Bottling Company building at 1500 Mission Street is considered an historical resource for purposes of CEQA review. The proposed project would demolish the one-story warehouse and basement parking garage portion of this building and preserve the clock tower and 40 foot setback of the building fronting Mission Street for incorporation into the proposed project. Accordingly, the historic significance of the building and the impacts on the resource of the proposed partial demolition of/alteration to the building will be the subject of a Historical Resources Evaluation (HRE) report. The EIR will summarize the results of the HRE, which will be prepared by a qualified consultant and independently evaluated by the Planning Department's Preservation staff. The EIR will describe the historical resources on the project site, and will identify potential impacts on these historic resources. The potential effects on subsurface cultural (archeological) resources and on paleontological resources and human remains also will be analyzed.

### Transportation and Circulation

The proposed project would generate new traffic to and from the project site, as well as increases in transit ridership, pedestrian and bicycle activity, and loading demand. A Transportation Impact Study will be prepared for the proposed project in accordance with the Planning Department's *Transportation Guidelines for Environmental Review* (October 2002). The study will include an analysis of specific transportation impacts and mitigation measures associated with the proposed circulation scheme and construction-period impacts. The EIR will summarize the findings of the transportation study. The EIR impact analysis will also analyze transit conditions, pedestrian and bicycle conditions, and freight loading, and will discuss parking conditions for informational purposes. The EIR transportation analysis



will also evaluate cumulative effects of anticipated development, transit, and streetscape improvements in the Market and Octavia Plan area and along Market and Mission Street and South Van Ness Avenue.

### **Noise**

The topic of Noise will include analysis of noise compatibility standards for residential and office land uses, and discuss the long-term impacts of noise that could result from the proposed project. Short-term construction-related noise and vibration impacts also will be described, and the analysis will evaluate the potential for noise from the project to adversely affect nearby sensitive land uses and for the project to be adversely affected by nearby noise-generating uses.

### **Air Quality**

The topic of Air Quality will include analysis of consistency of the proposed project with applicable air quality plans and standards, the potential for the proposed project to result in emissions of criteria air pollutants and other toxic air contaminants (TACs) that may affect sensitive populations, as well as the potential for the project to result in sources of odor. The air quality analysis will include quantification of both construction-related and operational air pollutant emissions.

### **Greenhouse Gas Emissions**

The topic of Greenhouse Gas Emissions will include an analysis of the proposed project's consistency with the City's Greenhouse Gas Reduction Strategy and the degree to which the proposed project's greenhouse gas emissions could result in a significant effect on the environment.

### **Wind and Shadow**

The topic Shadow will include an evaluation of the potential for the proposed project to result in shadow impacts on nearby sidewalks, parks and open spaces, including those that are privately owned but publicly accessible, those under the jurisdiction of the Recreation and Park Commission, and those owned by other public agencies. The topic of Wind will evaluate the potential to alter wind in a manner that substantially affects public areas. Wind-tunnel testing will be undertaken to evaluate potential ground-level wind impacts on nearby sidewalks and public spaces.

### **Recreation**

The topic of Recreation will include an analysis of whether the proposed project could adversely affect existing parks and open spaces.

### **Utilities and Service Systems**

The topic of Utilities and Service Systems will include analysis of potable water and wastewater treatment capacity, and will discuss disposal of solid waste that may be generated by the proposed project. This topic will also include an assessment of whether the proposed project would require the construction of new water, wastewater treatment, and/or stormwater drainage facilities, and if so, whether that construction could result in adverse environmental effects.

### **Public Services**

The topic of Public Services will include analysis of whether existing public services (e.g., schools, police and fire protection, etc.) would be adversely affected by the proposed project. The analysis will determine whether project implementation would result in an inability of service providers to maintain adequate levels of service and/or a need for new or expanded facilities.

### **Biological Resources**

The topic of Biological Resources will include analysis of any substantial adverse effect on important biological resources or habitats, such as trees or the movement of any native resident or migratory bird species.

### **Geology and Soils**

The topic of Geology and Soils will include an analysis related to the susceptibility of the project site to seismic activity, liquefaction, landslides, erosion, soil stability, and risks to life or property.

### **Hydrology and Water Quality**

The topic of Hydrology and Water Quality will assess the potential for the proposed project to violate water quality standards or waste discharge requirements or result in effects to groundwater supplies. The analysis will also consider the degree to which the proposed project could affect drainage patterns or create water runoff that could affect stormwater drainage systems. Finally, the analysis will consider the potential of the project to place housing within a flood hazard area.

### **Hazards and Hazardous Materials**

This topic will analyze the potential for the proposed project to encounter hazardous material in soils or groundwater, emit or handle hazardous materials, or interfere with an emergency response plan.

### **Mineral and Energy Resources**

The topic of Mineral and Energy Resources will include analysis of potential project impacts on existing mineral and energy resources.

### **Agricultural and Forest Resources**

The topic of Agricultural and Forest Resources will include analysis of potential project impacts on existing agricultural and forest resources.

### **Other CEQA Issues**

The IS and EIR analysis will identify feasible mitigation measures intended to lessen or reduce significant environmental impacts of the proposed project. Pursuant to CEQA and the State CEQA Guidelines, the EIR also will analyze a range of alternatives that would reduce or avoid one or more significant environmental impacts identified in the EIR, including, potentially, a Code-Complying Alternative, a Preservation Alternative, and a No Project Alternative, as described in CEQA Guidelines Section 15126.6.

Other topics required by CEQA, including growth-inducing impacts; significant unavoidable impacts; significant irreversible impacts; any known controversy associated with environmental effects, mitigation measures, or alternatives; and issues to be resolved by the decision-makers also will be addressed.

## FINDING

This project could have a significant effect on the environment and a focused environmental impact report will be prepared. This finding is based upon the criteria of the Guidelines of the State Secretary for Resources, Sections 15064 (Determining Significant Effect) and 15065 (Mandatory Findings of Significance). The purpose of the EIR is to provide information about potential significant physical environmental effects of the proposed project, to identify possible ways to minimize the significant effects, and to describe and analyze possible alternatives to the proposed project. Preparation of an NOP or EIR does not indicate a decision by the City to approve or to disapprove the project. However, prior to making any such decision, the decision makers must review and consider the information contained in the EIR.

## PUBLIC SCOPING PROCESS


Pursuant to the State of California Public Resources Code Section 21083.9 and CEQA Guidelines Section 15206, the Planning Department will hold a public scoping meeting to receive oral comments concerning the scope of the EIR. The meeting will be held on Tuesday, June 2, 2015, at 6:00 p.m., in One South Van Ness Avenue, second floor, in the Atrium conference room. Written comments will also be accepted at this meeting and until 5:00 p.m. on Monday, June 15, 2015. Written comments should be sent or emailed to Sarah B. Jones, Environmental Review Officer, San Francisco Planning Department, 1650 Mission Street, Suite 400, San Francisco, CA 94103, or [sarah.b.jones@sfgov.org](mailto:sarah.b.jones@sfgov.org) and should reference the project title and case number on the front of this notice.

**State Agencies:** We need to know the views of your agency as to the scope and content of the environmental information that is germane to your agency's statutory responsibilities in connection with the proposed project. Your agency may need to use the EIR when considering a permit or other approval for this project. Please include the name of a contact person in your agency. Thank you.

Members of the public are not required to provide personal identifying information when they communicate with the Commission or the Department. All written or oral communications, including submitted personal contact information, may be made available to the public for inspection and copying upon request and may appear on the Department's website or in other public documents.

May 13, 2015

Date



Sarah B. Jones  
Environmental Review Officer

---

**From:** Board of Supervisors, (BOS)  
**To:** BOS-Supervisors  
**Subject:** FW: HRC - FY16 Membership List

**From:** tam, alma (HRC)  
**Sent:** Thursday, May 14, 2015 2:03 PM  
**To:** Mok, Jack (CON)  
**Cc:** Rao, Sneh (HRC); Wan, Cherie (CON); Board of Supervisors, (BOS); Conrad, Theodore (MYR)  
**Subject:** FW: HRC - FY16 Membership List

The amount of the membership dues is \$150.00.

*Alma Tam*



Human Rights Commission

25 Van Ness Avenue , Suite 800  
San Francisco, CA 94102  
(415) 252-2522  
[alma.tam@sfgov.org](mailto:alma.tam@sfgov.org)

**From:** tam, alma (HRC)  
**Sent:** Thursday, May 14, 2015 1:36 PM  
**To:** Mok, Jack (CON)  
**Cc:** Sparks, Theresa (HRC); Rao, Sneh (HRC); Wan, Cherie (CON); Board of Supervisors, (BOS); Conrad, Theodore (MYR)  
**Subject:** RE: HRC - FY16 Membership List

Hi Jack,

I have confirmed with Theresa that the only membership dues HRC will continue is California Association Of Human Relations Organizations (CAHRO).

Thank you,

*Alma Tam*



Human Rights Commission

25 Van Ness Avenue , Suite 800  
San Francisco, CA 94102  
(415) 252-2522  
[alma.tam@sfgov.org](mailto:alma.tam@sfgov.org)

**From:** Mok, Jack (CON)  
**Sent:** Tuesday, May 12, 2015 4:07 PM  
**To:** tam, alma (HRC)  
**Cc:** Sparks, Theresa (HRC); Rao, Sneh (HRC); Wan, Cherie (CON)  
**Subject:** HRC - FY16 Membership List

11

Hi Alma,

We are reaching out to you in regards to the annual membership lists for FY16. Please see the following administrative code regarding the membership dues.

Although the deadline has past, please submit your list to the parties indicated in the administrative code a.s.a.p.. Please make sure the organization names and membership costs/dues per organization are updated on the said membership listing for FY16 and in sync with the FY16 AAO budget for such purpose. We will be monitoring all membership payments throughout the upcoming fiscal year with the new membership listing. Any unbudgeted (or over-the-budget) membership payments will not be approved.

**SEC. 16.6. REPRESENTATION OF CITY AND COUNTY IN CERTAIN ORGANIZATIONS – MEMBERSHIPS IN ORGANIZATIONS AUTHORIZED – ANNUAL REPORT OF MEMBERSHIPS TO THE MAYOR, CONTROLLER AND BOARD OF SUPERVISORS.**

City departments and their duly authorized officers and employees may acquire and maintain membership in professional, trade and other organizations, where such membership is in the interest and for the benefit of the City and County, as follows:

By May 1st of each year, each board, commission and department head of the City and County shall submit to the Mayor, the Controller, and the Board of Supervisors a listing for the next fiscal year of each and every organization in which the board, commission or department wishes to be a member, including a listing of the membership cost for each organization in which membership will be sought. The listing shall also specify which organizations have been added to or deleted from the previous year's list. The proposed memberships shall be deemed approved unless specifically disapproved by resolution of the Board of Supervisors introduced within 60 days of submission of the department's list. (Amended by Ord. 218-91, App. 6/11/91; Ord. 356-98, App. 12/11/98)

**SEC. 16.6-1. REPRESENTATION OF CITY AND COUNTY IN CERTAIN ORGANIZATIONS – ANNUAL DUES AND EXPENSES OF MEMBERSHIP; ATTENDING MEETINGS OR CONVENTIONS.**

The annual dues and expenses of said memberships, and the costs of attendance at meetings of said organizations, shall be allowed and paid only when funds have been specifically appropriated for such purposes; provided, that the Board of Supervisors, by resolution certified by the Controller as to funds available, may authorize such attendance together with allowance and payment of costs thereof; and, provided further that the Mayor or the Mayor's designee may authorize attendance at meetings in California when funds are certified by the Controller as being legally available for such purposes within the publicity and advertising fund.

(Amended by Ord. 208-64, App. 7/24/64; Ord. 287-96, App. 7/12/96; Ord. 356-98, App. 12/11/98)

Thank you.

Jack Mok  
Office of the Controller - AOSD  
1 Dr. Carlton B. Goodlett Place  
San Francisco, CA 94102  
Tel #: (415) 554-7509

Controller's Intranet Page: <http://conpolicy>  
AOSD Home Page: <http://www.sfcontroller.org/aosd>

---

**From:** Reports, Controller (CON)  
**Sent:** Thursday, May 14, 2015 2:34 PM  
**To:** Calvillo, Angela (BOS); Gosiengfiao, Rachel (BOS); BOS-Supervisors; BOS-Legislative Aides; Kawa, Steve (MYR); Howard, Kate (MYR); Falvey, Christine (MYR); Elliott, Jason (MYR); Steeves, Asja (CON); Campbell, Severin (BUD); Newman, Debra (BUD); Rose, Harvey (BUD); SF Docs (LIB); gmetcalf@spur.org; bob@sfchamber.com; jballesteros@sanfrancisco.travel; CON-EVERYONE; MYR-ALL Department Heads; CON-Finance Officers  
**Subject:** Issued: Controller's Office Government Barometer – Quarter 3, Fiscal Year 2015

The Office of the Controller has issued the Government Barometer: Quarter 3, Fiscal Year 2015. The Government Barometer is published as an interactive website at [sfgovbar.weebly.com](http://sfgovbar.weebly.com). Users can view trends, adjust timelines, and build their own charts using any of the Government and Economic Barometer measures.

The purpose of the Barometer is to share key performance and activity information with the public in order to increase transparency, create dialog, and build the public's confidence regarding the City's management of public business. The report lists measures in major service areas, such as public safety, health and human services, and streets and public works.

To view the full report, please visit the Government Barometer online tool at: [sfgovbar.weebly.com](http://sfgovbar.weebly.com). The PDF version of the report can be accessed at <http://openbook.sfgov.org/webreports/details3.aspx?id=1919>, or on the Controller's website (<http://www.sfcontroller.org/>) under the News & Events section and on the Citywide Performance Measurement Program website ([www.sfgov.org/controller/performance](http://www.sfgov.org/controller/performance)) under the Performance Reports section.

For more information please contact:

Office of the Controller  
City Services Auditor Division  
Phone: 415-554-7463  
Email: [Performance.con@sfgov.org](mailto:Performance.con@sfgov.org)

This is a send-only e-mail address.

Follow us on Twitter @SFController



## GOVERNMENT BAROMETER: Quarter 3, Fiscal Year 2015

City and County of San Francisco

Office of the Controller

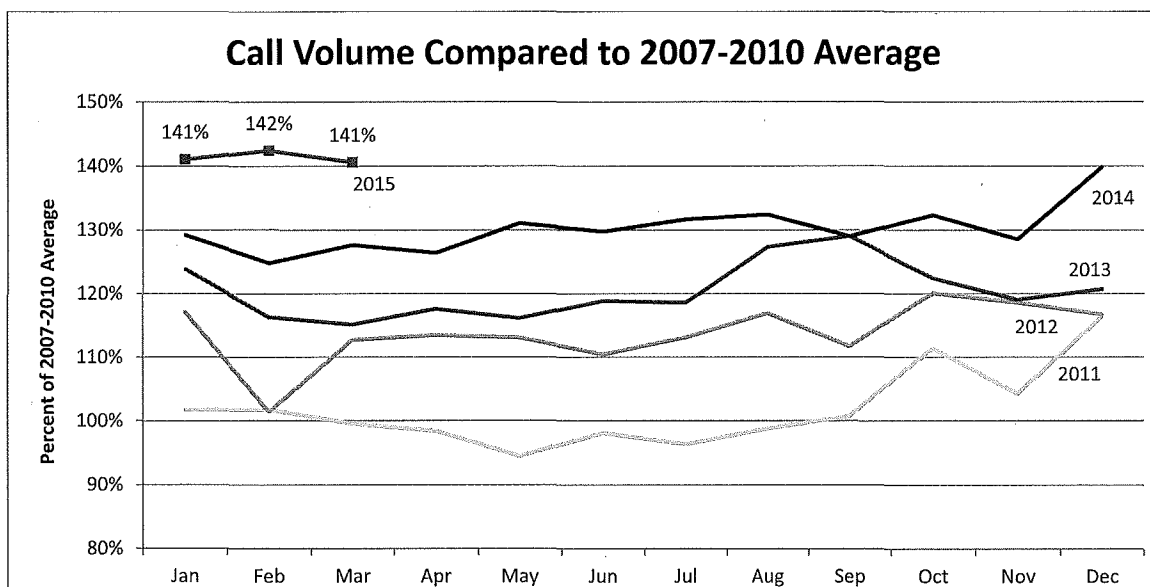
May 14, 2015

### Summary

The Office of the Controller's Citywide Performance Measurement Team collects performance data from City departments on a quarterly basis in order to increase transparency, create dialogue, and build the public's confidence regarding the City's management of public business. Measures are listed according to major service areas, such as public safety, health and human services, and public transit. Measures of interest are highlighted below.

### Measure Highlights: Department of Emergency Management and Call Volume Increase

Total call volume, comprised of emergency and non-emergency calls, began to increase in September 2011 and has continued to grow at a rapid rate since then. Call volume dropped in 2007 when 3-1-1 was introduced and stayed flat from 2007 to 2011 until something changed in late 2011. The chart below compares call volume for each year from 2011 to 2015 to the average for 2007-2010, when call volume was flat. Each month in the respective year is compared to the average for that month in 2007-2010. From 2007-2010, call volume was flat and clustered in a tight band until, as the chart shows, September 2011 began a period of marked call volume growth that has continued into Q3 FY15. Annual call volume in 2012 was 114 percent of the 2007-2010 average, 2013 was 120 percent, and 2014 was 130 percent. The trend continues in 2015: call volume in January, February and March (Q3 FY15) was 141 percent of 2007-2010 average.



Call volume growth has had a significant impact on service levels. The policy goal of the local emergency medical services agency states that 90 percent of emergency calls should be answered within 10 seconds. In 2010, when call volume was flat, 91 percent of emergency calls were answered within 10 seconds. After roughly three years of call volume growth, service levels have decreased: in 2014, 77 percent of emergency calls were answered within 10 seconds. While additional hiring and overtime spending have improved service levels over the last several months, keeping up with the increase remains a challenge.

The Department of Emergency Management (DEM) and other stakeholders are still investigating what is driving this growth, which is critical to determining an appropriate response. Potential factors impacting call volume may be more repeat calls while respondents are waiting for an ambulance or police response, more calls on the same incidents as cell phone usage grows, or the negative cycle wherein people get frustrated by wait time, hang up, and call again. A related question that impacts the public safety service area more broadly is whether there are more actual incidents or whether this increase is due to other factors in how incidents are being reported.

City and County of San Francisco  
 Controller's Office  
 Government Barometer  
 Quarter 3

| Activity or Performance Measure                                                                                                                                                                                                                                                     | Rolling Yearly Average | Prior Period Average | Current Period Average | Period-to-Period % Change | Trend | % Change |
|-------------------------------------------------------------------------------------------------------------------------------------------------------------------------------------------------------------------------------------------------------------------------------------|------------------------|----------------------|------------------------|---------------------------|-------|----------|
| <b>Public Safety</b>                                                                                                                                                                                                                                                                |                        |                      |                        |                           |       |          |
| Total number of serious violent crimes reported (homicide, forcible rape, robbery, and aggravated assault, per 100,000 population)                                                                                                                                                  | 68.3                   | 67.8                 | <b>67.0</b>            | -1.2%                     |       | 6.7%     |
| → Data from July 2012 to present has been revised to reflect a methodology change: the calculated crime rate now uses the Census population with the Police Department's CompStat program.                                                                                          |                        |                      |                        |                           |       |          |
| Total number of serious property crimes reported (burglary, larceny-theft, motor vehicle theft, and arson, per 100,000 population)                                                                                                                                                  | 477.9                  | 493.5                | <b>523.3</b>           | 6.0%                      |       | 25.8%    |
| → Data from July 2012 to present has been revised to reflect a methodology change: the calculated crime rate now uses the Census population with the Police Department's CompStat program.                                                                                          |                        |                      |                        |                           |       |          |
| Average daily county jail population                                                                                                                                                                                                                                                |                        |                      |                        | -6.1%                     |       | -10.7%   |
| Total active probationers                                                                                                                                                                                                                                                           |                        |                      |                        | -8.9%                     |       | -23.0%   |
| Average daily juvenile hall population                                                                                                                                                                                                                                              |                        |                      |                        | -14.4%                    |       | -14.4%   |
| → Average daily juvenile hall population decrease since the same quarter of the previous year is due to a decrease in admissions (bookings) to juvenile hall is decreased.                                                                                                          |                        |                      |                        |                           |       |          |
| Juvenile Probation referrals (all youth referred to the Juvenile Probation Department)                                                                                                                                                                                              |                        |                      |                        | 19.6%                     |       | -4.1%    |
| → Juvenile Probation referrals, representing all youth referred to the Juvenile Probation Department, increased by 19.6% since the previous quarter. This increase is attributable to the increasing number of other referrals such as citations and transfers from other agencies. |                        |                      |                        |                           |       |          |
| Percentage of 9-1-1 calls answered within 10 seconds                                                                                                                                                                                                                                | 78%                    | 81%                  | <b>81%</b>             | -0.4%                     |       | 1.3%     |
| Average 9-1-1 daily call volume                                                                                                                                                                                                                                                     | 1,745                  | 1,803                | <b>1,751</b>           | -2.9%                     |       | 11.2%    |
| Percentage of fire/medical emergency calls responded to within 5 minutes                                                                                                                                                                                                            | 82.2%                  | 83.1%                | <b>83.6%</b>           | 0.5%                      |       | -0.7%    |
| <b>Health and Human Services</b>                                                                                                                                                                                                                                                    |                        |                      |                        |                           |       |          |
| Average daily population of San Francisco General Hospital                                                                                                                                                                                                                          | 306                    | 306                  | <b>301</b>             | -1.7%                     |       | -8.4%    |
| Average daily population of Laguna Honda Hospital                                                                                                                                                                                                                                   | 756                    | 758                  | <b>751</b>             | -0.9%                     |       | -1.1%    |
| Number of DPH Medi-Cal members (Hospital Services Enrollees)                                                                                                                                                                                                                        | 53,375                 | 57,496               | <b>60,155</b>          | 4.6%                      |       | 52.0%    |

DELETE  
 THIS  
 PAGE  
 FROM SCAN



City and County of San Francisco  
 Controller's Office  
 Government Barometer  
 Quarter 3



| Activity or Performance Measure                                                                                                                                                                                                                                                   | Rolling | Prior   | Current      | Period-to-Period |       | Year-to-Year |       |
|-----------------------------------------------------------------------------------------------------------------------------------------------------------------------------------------------------------------------------------------------------------------------------------|---------|---------|--------------|------------------|-------|--------------|-------|
|                                                                                                                                                                                                                                                                                   | Yearly  | Period  | Period       | % Change         | Trend | % Change     | Trend |
| Average                                                                                                                                                                                                                                                                           | Average | Average | Average      |                  |       |              |       |
| <b>Public Safety</b>                                                                                                                                                                                                                                                              |         |         |              |                  |       |              |       |
| Total number of serious violent crimes reported (homicide, forcible rape, robbery, and aggravated assault, per 100,000 population)                                                                                                                                                | 68.3    | 67.8    | <b>67.0</b>  | -1.2%            |       | 6.7%         |       |
| <i>→ Data from July 2012 to present has been revised to reflect a methodology change: the calculated crime rate now uses the Census population figure to align with the Police Department's CompStat program.</i>                                                                 |         |         |              |                  |       |              |       |
| Total number of serious property crimes reported (burglary, larceny-theft, motor vehicle theft, and arson, per 100,000 population)                                                                                                                                                | 477.9   | 493.5   | <b>523.3</b> | 6.0%             |       | 25.8%        |       |
| <i>→ Data from July 2012 to present has been revised to reflect a methodology change: the calculated crime rate now uses the Census population figure to align with the Police Department's CompStat program.</i>                                                                 |         |         |              |                  |       |              |       |
| Average daily county jail population                                                                                                                                                                                                                                              | 1,250   | 1,244   | <b>1,168</b> | -6.1%            |       | -10.7%       |       |
| Total active probationers                                                                                                                                                                                                                                                         | 4,293   | 4,182   | <b>3,809</b> | -8.9%            |       | -23.0%       |       |
| Average daily juvenile hall population                                                                                                                                                                                                                                            | 68      | 70      | <b>60</b>    | -14.4%           |       | -14.4%       |       |
| <i>→ Average daily juvenile hall population decreased by 14.4% since the previous quarter and by 14.4% since the same quarter of the previous year. The number of admissions (bookings) to juvenile hall is decreasing.</i>                                                       |         |         |              |                  |       |              |       |
| Juvenile Probation referrals (all youth referred to the Juvenile Probation Department)                                                                                                                                                                                            | 104     | 92      | <b>110</b>   | 19.6%            |       | -4.1%        |       |
| <i>→ Juvenile Probation referrals, representing all youth referred to the Juvenile Probation Department, increased by 19.6% since the previous quarter. This is attributable to the increasing number of other referrals such as citations and transfers from other counties.</i> |         |         |              |                  |       |              |       |
| Percentage of 9-1-1 calls answered within 10 seconds                                                                                                                                                                                                                              | 78%     | 81%     | <b>81%</b>   | -0.4%            |       | 1.3%         |       |
| Average 9-1-1 daily call volume                                                                                                                                                                                                                                                   | 1,745   | 1,803   | <b>1,751</b> | -2.9%            |       | 11.2%        |       |

City and County of San Francisco  
 Controller's Office  
 Government Barometer  
 Quarter 3



| Activity or Performance Measure                                                                                                                                                                                                                                                                                    | Rolling | Prior   | Current       | Period-to-Period |       | Year-to-Year |       |
|--------------------------------------------------------------------------------------------------------------------------------------------------------------------------------------------------------------------------------------------------------------------------------------------------------------------|---------|---------|---------------|------------------|-------|--------------|-------|
|                                                                                                                                                                                                                                                                                                                    | Yearly  | Period  | Period        | % Change         | Trend | % Change     | Trend |
| Average                                                                                                                                                                                                                                                                                                            | Average | Average | Average       |                  |       |              |       |
| Total number of Healthy San Francisco participants                                                                                                                                                                                                                                                                 | 21,232  | 16,978  | <b>14,965</b> | -11.9%           |       | -64.6%       |       |
| <p>→ The total number of Healthy San Francisco participants continues to decrease, down 11.9% since the previous quarter and 64.6% compared to the same quarter of the previous year. Since January 2014, eligible participants have transitioned to Medi-Cal or other insurance products under health reform.</p> |         |         |               |                  |       |              |       |
| Current active CalWORKs caseload                                                                                                                                                                                                                                                                                   | 4,242   | 4,235   | <b>4,068</b>  | -3.9%            |       | -6.4%        |       |
| Current active County Adult Assistance Program (CAAP) caseload                                                                                                                                                                                                                                                     | 5873    | 5606    | <b>5726</b>   | 2.1%             |       | -5.8%        |       |
| Current active Non-Assistance Food Stamps (NAFS) caseload                                                                                                                                                                                                                                                          | 27,595  | 27,172  | <b>28,588</b> | 5.2%             |       | 3.0%         |       |
| Percentage of all available homeless shelter beds used                                                                                                                                                                                                                                                             | 95%     | 93%     | <b>95%</b>    | 1.8%             |       | 0.0%         |       |
| Total number of children in foster care                                                                                                                                                                                                                                                                            | 1,056   | 1,053   | <b>1,031</b>  | -2.1%            |       | -1.2%        |       |
| <b>Streets and Public Works</b>                                                                                                                                                                                                                                                                                    |         |         |               |                  |       |              |       |
| Volume of reported graffiti (public)                                                                                                                                                                                                                                                                               | 953     | 741     | <b>1,183</b>  | 59.6%            |       | 46.6%        |       |
| <p>→ The volume of reported graffiti (public) increased by 59.6% since the previous quarter and by 46.6% since the same quarter of the previous year. This increase is due to requests made by the public through 311 rather than staff-generated internal requests.</p>                                           |         |         |               |                  |       |              |       |
| Volume of reported graffiti (private)                                                                                                                                                                                                                                                                              | 1,339   | 1,137   | <b>1,307</b>  | 15.0%            |       | 15.2%        |       |

City and County of San Francisco  
 Controller's Office  
 Government Barometer  
 Quarter 3



| Activity or Performance Measure                                                                                                                                                                                                                                                                                                                                                                                                | Rolling | Prior   | Current        | Period-to-Period |       | Year-to-Year |       |
|--------------------------------------------------------------------------------------------------------------------------------------------------------------------------------------------------------------------------------------------------------------------------------------------------------------------------------------------------------------------------------------------------------------------------------|---------|---------|----------------|------------------|-------|--------------|-------|
|                                                                                                                                                                                                                                                                                                                                                                                                                                | Yearly  | Period  | Period         | % Change         | Trend | % Change     | Trend |
| Average                                                                                                                                                                                                                                                                                                                                                                                                                        | Average | Average | Average        |                  |       |              |       |
| <b>Public Transit</b>                                                                                                                                                                                                                                                                                                                                                                                                          |         |         |                |                  |       |              |       |
| Percentage of Muni buses and trains that adhere to posted schedules                                                                                                                                                                                                                                                                                                                                                            | 57.2%   | 55.8%   | <b>58.3%</b>   | 4.5%             |       | -3.4%        |       |
| Percentage of Muni buses and trains that adhere to posted schedules - Rapid Network                                                                                                                                                                                                                                                                                                                                            | 56.8%   | 53.9%   | <b>58.9%</b>   | 9.2%             |       | -3.0%        |       |
| <p>→ Percentage of Muni buses and trains in the Rapid Network that adhere to posted schedules increased by 9.2% since the previous quarter. Part of SFMTA's transit improvement program Muni Forward is expanding the Rapid Network that prioritizes frequency and reliability on the most heavily used routes. Rapid lines are expected to carry nearly 70% of customers, and will form the backbone of the Muni network.</p> |         |         |                |                  |       |              |       |
| Average daily number of Muni customer complaints regarding safety, negligence, discourtesy, and service delivery                                                                                                                                                                                                                                                                                                               | 40.8    | 42.4    | <b>37.0</b>    | -12.8%           |       | -14.1%       |       |
| <p>→ Average daily number of Muni customer complaints regarding safety, negligence, discourtesy, and service delivery decreased by 12.8% since the previous quarter and by 14.1% since the same quarter of the previous year.</p>                                                                                                                                                                                              |         |         |                |                  |       |              |       |
| <b>Recreation, Arts, and Culture</b>                                                                                                                                                                                                                                                                                                                                                                                           |         |         |                |                  |       |              |       |
| Average score of parks inspected using park maintenance standards                                                                                                                                                                                                                                                                                                                                                              | 90.0%   | N/A     | N/A            | N/A              |       | N/A          |       |
| <p>→ New park standards and new data collection methodology were recently implemented and there is currently no database to house data. No park scores have been generated since Q4 FY14, and it is anticipated that scores will be available beginning Q4 FY15.</p>                                                                                                                                                           |         |         |                |                  |       |              |       |
| Total number of individuals currently registered in recreation courses                                                                                                                                                                                                                                                                                                                                                         | 11,923  | 9,697   | <b>12,337</b>  | 27.2%            |       | -2.6%        |       |
| <p>→ Total number of individuals currently registered in recreation courses has increased by 27.2% since the previous quarter yet remained flat since the same quarter of the previous year. This trend is consistent with the seasonal cycle wherein there are four seasonal sign-ups plus summer camp.</p>                                                                                                                   |         |         |                |                  |       |              |       |
| Total number of park facility (picnic tables, sites, recreation facilities, fields, etc.) bookings                                                                                                                                                                                                                                                                                                                             | 7,276   | 6,679   | <b>7,175</b>   | 7.4%             |       | 18.8%        |       |
| Total number of visitors at public fine art museums (Asian Art Museum, Legion of Honor, and de Young)                                                                                                                                                                                                                                                                                                                          | 135,842 | 125,632 | <b>141,291</b> | 12.5%            |       | -25.2%       |       |

City and County of San Francisco  
 Controller's Office  
 Government Barometer  
 Quarter 3



| Activity or Performance Measure                                                                                                                                                                                                                                                                                   | Rolling Yearly Average | Prior Period Average | Current Period Average | Period-to-Period |       | Year-to-Year |       |
|-------------------------------------------------------------------------------------------------------------------------------------------------------------------------------------------------------------------------------------------------------------------------------------------------------------------|------------------------|----------------------|------------------------|------------------|-------|--------------|-------|
|                                                                                                                                                                                                                                                                                                                   |                        |                      |                        | % Change         | Trend | % Change     | Trend |
| Average monthly energy usage by City departments (in million kilowatt hours)                                                                                                                                                                                                                                      | 73.1                   | 73.2                 | <b>73.0</b>            | -0.3%            |       | -0.7%        |       |
| Streetlight outages by month                                                                                                                                                                                                                                                                                      | 352.3                  | 412.3                | <b>330.7</b>           | -19.8%           |       | -17.5%       |       |
| Percent of streetlight outages resolved within 48 hours                                                                                                                                                                                                                                                           | 56.2%                  | 53.3%                | <b>34.0%</b>           | -36.3%           |       | -33.9%       |       |
| Average workday tons of trash going to primary landfill                                                                                                                                                                                                                                                           | 1444.9                 | 1475.2               | <b>1463.5</b>          | -0.8%            |       | 3.3%         |       |
| Percentage of curbside refuse diverted from landfill                                                                                                                                                                                                                                                              | 58.6%                  | 57.8%                | <b>56.4%</b>           | -2.5%            |       | -3.8%        |       |
| <b>Permitting and Inspection</b>                                                                                                                                                                                                                                                                                  |                        |                      |                        |                  |       |              |       |
| Value (estimated cost, in millions) of construction projects for which new building permits were issued                                                                                                                                                                                                           | \$91.6                 | \$130.8              | <b>\$60.6</b>          | -53.7%           |       | -35.7%       |       |
| Percentage of all building permits involving new construction and major alterations review that are approved or disapproved within 90 days                                                                                                                                                                        | 56%                    | 54%                  | <b>57%</b>             | 6.2%             |       | 5.5%         |       |
| Percentage of categorical exemptions (California Environmental Quality Act) reviewed within 45 days                                                                                                                                                                                                               | 67%                    | N/A                  | N/A                    | N/A              |       | N/A          |       |
| <p>❑ Percentage of categorical exemptions (California Environmental Quality Act) cannot be reported this quarter because the Planning department went live with Permit and Project Tracking System (PPTS) in October 2014 and is developing reporting capabilities to report on various performance measures.</p> |                        |                      |                        |                  |       |              |       |
| Percentage of life hazard or lack of heat complaints responded to within one business day                                                                                                                                                                                                                         | 93%                    | 89%                  | <b>97%</b>             | 8.6%             |       | 0.3%         |       |

City and County of San Francisco  
 Controller's Office  
 Government Barometer  
 Quarter 3



| Activity or Performance Measure | Rolling | Prior   | Current | Period-to-Period |       | Year-to-Year |       |
|---------------------------------|---------|---------|---------|------------------|-------|--------------|-------|
|                                 | Yearly  | Period  | Period  | % Change         | Trend | % Change     | Trend |
|                                 | Average | Average | Average |                  |       |              |       |

**Notes:**

The Government Barometer is issued four times a year. Each report will include new data from the prior three months.  
 The Rolling Yearly Average is the average of monthly values for the most recent month and 11 months prior (e.g., the average of April 2014 to March 2015).  
 The Prior Period Average value reflects the average of the three months prior to the Current Period (e.g. for the Q3 FY2015 report: October, November, December 2014).  
 The year-to-year change reflects the change since the same period last year (e.g., Jan-Mar 2014 compared to Jan-Mar 2015).  
 Trend lines are made up of monthly data provided by departments. The scale of the trend lines can give the appearance of major changes to small fluctuations.

For additional detail on measure definitions and department information, please review the Government Barometer Measure Details at [Values for prior periods](#) (e.g. Oct-Dec 2014) may be revised in this report relative to their original publication.

*To prepare this report, the Citywide Performance Measurement Program has used performance data supplied by City Departments. The Departments are responsible for ensuring that such performance data is accurate and complete. Although the Citywide Performance Measurement Program has reviewed the data for overall reasonableness and consistency, the Program has not audited the data provided by the Departments.*

CONTROLLER'S OFFICE  
CITY SERVICES AUDITOR

The City Services Auditor was created within the Controller's Office through an amendment to the City Charter that was approved by voters in November 2003. Under Appendix F to the City Charter, the City Services Auditor has broad authority for:

- Reporting on the level and effectiveness of San Francisco's public services and benchmarking the city to other public agencies and jurisdictions.
- Conducting financial and performance audits of city departments, contractors, and functions to assess efficiency and effectiveness of processes and services.
- Operating a whistleblower hotline and website and investigating reports of waste, fraud, and abuse of city resources.
- Ensuring the financial integrity and improving the overall performance and efficiency of city government.

About the Government Barometer:

The purpose of the Government Barometer is to share key performance and activity information with the public in order to increase transparency, create dialog, and build the public's confidence regarding the City's management of public business. The report lists measures in major service areas, such as public safety, health and human services, streets and public works, public transit, recreation, environment, and customer service. This is a recurring report. The Quarter 4, FY2015 report is scheduled to be issued in early July 2015.

For more information, please contact the Office of the Controller, City Services Auditor Division.

Phone: 415-554-7463  
Email: [Performance.con@sfgov.org](mailto:Performance.con@sfgov.org)  
Internet: [sfgovbar.weebly.com](http://sfgovbar.weebly.com)

Program Team  
Peg Stevenson, Director  
Natasha Mihal, Project Manager  
Celeste Berg, Performance Analyst  
Sherman Luk, System Lead



City and County of San Francisco  
Edwin M. Lee, Mayor

San Francisco Department of Public Health  
Greg Wagner  
Chief Financial Officer  
*ORIG. less clerk COB, B+FF Chair Clerk CPAGL*

April 28, 2015

Supervisor Mark Farrell  
Board of Supervisors  
1 Dr. Carlton B. Goodlett Place  
City Hall, Room 244  
San Francisco, California 94102

*RECEIVED  
BOARD OF SUPERVISORS  
SAN FRANCISCO  
MAY 16 PM 3:50  
AK*

Subject: Release of Ambulatory Care Salary and Fringe Funds from Reserve

Dear Supervisor Farrell,

The Department of Public Health respectfully requests that the Budget and Finance Committee release \$6,038,374 in reserves placed on the department's budget for fiscal year 2014-15. The Budget and Finance Committee placed \$8,477,120 of salaries and fringe in DPH's Ambulatory Care Program on reserve as part of the fiscal years 14-16 Annual Appropriation Ordinance. The Budget Analyst recommended the reserve based on uncertainty around enrollment patterns under the Affordable Care Act and the pace of hiring. DPH's third quarter financial statements, reflected in the Controller's 9-Month Budget Status Report, indicate that \$6,038,374 of reserved funds are anticipated to be expended by year end. The release of reserves will allow for us to continue critical health services provided through the San Francisco Health Network in the areas of Jail Health, Mental Health, Health at Home and Substance Abuse.

Sincerely,

Greg Wagner  
CFO, SF Department of Public Health

cc: Angela Calvillo  
Kate Howard  
Harvey Rose  
Ben Rosenfield

*13*

BOARD of SUPERVISORS



City Hall  
1 Dr. Carlton B. Goodlett Place, Room 244  
San Francisco 94102-4689  
Tel. No. 554-5184  
Fax No. 554-5163  
TDD/TTY No. 544-5227

---

---

MEMORANDUM

---

---

Date: May 15, 2015  
To: Honorable Members, Board of Supervisors  
From: ~~Angela~~ Angela Calvillo, Clerk of the Board  
Subject: **SFPUC Community Choice Aggregation Schedule of Rates and Charges Submittal**

---

The Public Utilities Commission (PUC) submitted their resolution adopting schedules of rates and charges for the Community Choice Aggregation program.

Under San Francisco Charter Section 8B.125, the PUC shall set rates, fees and other charges in connection with providing the utility services under its jurisdiction, subject to rejection – within 30 days of submission – by resolution of the Board of Supervisors. The PUC submitted the rates and charges schedules on May 15, 2015. Therefore, if the Board does not vote to reject the schedules on or before Monday, June 15, they will become effective June 16 without further action.

Please note that due to the Memorial Day holiday, the Board's regular meeting schedule allows for only three meetings (May 19, June 2 and 9<sup>th</sup>) during this period at which the Board could consider a resolution to reject the schedules.

Thank you for your review of this matter.

14





San Francisco  
Water Power Sewer

Services of the San Francisco Public Utilities Commission

RECEIVED  
BOARD OF SUPERVISORS  
SAN FRANCISCO

2015 MAY 15 PM 12:25

*BT*

525 Golden Gate Avenue, 12th Floor  
San Francisco, CA 94102  
T 415.554.3155  
F 415.554.3161  
TTY 415.554.3488

May 15, 2015

Ms. Angela Calvillo  
Clerk of the Board of Supervisors  
City Hall, Room 244  
1 Dr. Carlton B. Goodlett Place  
San Francisco, CA 94102-4689

**RE: SFPUC Community Choice Aggregation Rates Submittal**

Dear Ms. Calvillo:

Attached please find the San Francisco Public Utilities Commission’s (SFPUC) May 12, 2015 **Resolution 15-0112** adopting schedules of rates and charges of the San Francisco Community Choice Aggregation (CCA).

In accordance with section 8B.125 of the Charter of the City and County of San Francisco, the SFPUC “shall set rates, fees and other charges in connection with providing the utility services under its jurisdiction, subject to rejection – within 30 days of submission – by resolution of the Board of Supervisors. If the Board of Supervisors fails to act within 30 days the rates shall become effective without further action.” The SFPUC is submitting to the Board both the CCA initial rates, and the adjustment to those rates directed to occur in Fall 2015, pursuant to the terms of the Resolution 15-0112.

The SFPUC approved an initial rate schedule for the CCA Program. The rates were established so as “not-to-exceed” the Pacific Gas & Electric Company (PG&E) rates for comparable products, based on PG&E’s March 1, 2015 rates, less PG&E’s pass-through customer charges, including its Power Charge Indifference Adjustment (PCIA) and the Franchise Fee Surcharge (FFS). The initial rate schedule includes rates for both the Basic CCA service and the Premium service that the SFPUC anticipates offering to new CCA customers.

Because the initial basic CCA rates are based on PG&E rates set in March 2015, and the Premium CCA rates are based on assumptions about PG&E’s anticipated Green Tariff rate, the Commission directed the General Manager to adjust the initial rates to not exceed PG&E rates, less said pass-through customer charges in line with changes, if any, in applicable PG&E rates authorized by the State of California Public Utilities Commission in Fall 2015, prior to returning to the Commission for authorization to proceed.

Prior to CCA program launch, the SFPUC will review the expected costs of CCA service, in light of the CCA rates, as adjusted in the Fall. In accordance with the attached resolution, the Commission will review the expected costs of CCA service and consider authorizing the General Manager to finalize the schedule of electric rates and charges for the initial offering to

- Edwin M. Lee**  
Mayor
- Ann Moller Caen**  
President
- Francesca Vietor**  
Vice President
- Vince Courtney**  
Commissioner
- Anson Moran**  
Commissioner
- Ike Kwon**  
Commissioner
- Harlan L. Kelly, Jr.**  
General Manager




CCA Customers. Final rates will not exceed but may be lower than the rates established by **Resolution 15-0112**.

Please find attached copies of the following documents relating to this rates action by the Commission:

1. SFPUC Agenda Item and Resolution
2. SFPUC Finance Presentation to the Commission

Should you have any questions, please contact Charles Perl, SFPUC Interim Assistant General Manager and Chief Financial Officer at 415-487-5262.

Sincerely,



Harlan L. Kelly, Jr.  
General Manager

: 11/15/2015 10:00 AM

**PUBLIC UTILITIES COMMISSION**  
City and County of San Francisco

RESOLUTION NO. 15-0112

WHEREAS, The San Francisco Board of Supervisors established a Community Choice Aggregation (CCA) program in 2004 (Ordinance 86-04) and has implemented the program through the work of the SFPUC in consultation with the San Francisco Local Agency Formation Commission (Ordinances 146-07, 147-07, and 232-09); and

WHEREAS, The complementary objectives of CCA are to reduce greenhouse gas emissions, and to provide the City's energy consumers with renewable electricity supplies all the while meeting or beating rates charged for comparable Pacific Gas and Electric Company's (PG&E) products, including, if approved after environmental review, the build-out of local energy resources such as energy efficiency and renewable power projects; and

WHEREAS, The SFPUC intends that CCA pursue several complementary goals, including affordable and competitive electricity rates, a diverse resource portfolio that is comprised of renewable resources, and high quality customer service; and,

WHEREAS, On May 4, 2015 the Environmental Review Officer determined that this action is statutorily exempt from CEQA under the Public Resources Code Section 21080(b)(8) and CEQA Guidelines Section 15273 (Rates, Tolls, Fares, and Charges) related to the establishment, modification, structuring, restructuring, or approval of rates, tolls, fares, or other charges. This action constitutes the Approval Action for the program for the purposes of CEQA, pursuant to Section 31.04(h) of the San Francisco Administrative Code; and

WHEREAS, The SFPUC intends that CCA retail rates be adequate to support CCA's operations, future projects, and a financially independent program, taking into consideration CCA's goals; and

WHEREAS, Phase One of the CCA program will follow the state-mandated opt-out process, enrolling sufficient customers to meet the contracted volume of electricity not to exceed an average of approximately 30 MW, and, subject to electricity volume limits, any customer within San Francisco will be eligible to participate during Phase One; and

WHEREAS, Not-to-exceed CCA rates initially will be set at the PG&E rates for comparable products, based on PG&E's March 1, 2015 rates, less pass-through customer charges including its Power Charge Indifference Adjustment (PCIA) and the Franchise Fee Surcharge (FFS), and adjusted periodically to the extent necessary to reflect changes to PG&E's rates for comparable products, less pass-through customer charges including the PCIA and FFS ("not to exceed rates"); and

WHEREAS, PG&E's rates are authorized by the California Public Utilities Commission (CPUC); and

WHEREAS, The CPUC permits PG&E to levy the PCIA on the bills of customers who switch to the CCA, as the PCIA is a charge intended to recover PG&E's generation costs acquired prior to a customer's switch from its generation service; and

WHEREAS, The FFS is a surcharge imposed by PG&E on its customers to recover franchise fees charged by cities and counties; and

WHEREAS, The General Manager requests authority to adjust the initial CCA rates to reflect changes in applicable PG&E rates and pass-through customer charges including PCIA and FFS authorized by the State of California Public Utilities Commission according to Exhibit 1: Schedule of Community Choice Aggregation Electric Rates and Charges; and

WHEREAS, The rates for CCA will depend in part on the resource mix of power purchases, the level of reserves to be collected for supporting build-out of local renewable energy resources, administrative and financing costs, prices for electricity resources purchased by CCA independently or through third parties, and the participation of San Francisco residents and businesses; and

WHEREAS, CCA tariffs may include a feed-in tariff for purchasing local power resources. The prices for the feed-in tariff will be set according to market prices or at levels required to induce investments in local power resources; and

WHEREAS, Proposed initial CCA rates and charges are at a not-to-exceed PG&E level and the methodology for adjusting the initial rates periodically, establishes a ceiling for CCA rates. Final rates and charges may be lower and will be based on program cost of service; and

WHEREAS, Pursuant to Charter Section 16.112, a Notice of hearing on the proposal to adopt a schedule of rates was published in the official newspaper on April 13 – 17, 2015, and posted on the SFPUC website and at the San Francisco Public Library, as required, for a public hearing on May 12, 2015; and

WHEREAS, Charter section 8B.125 requires the Commission to set rates and charges, subject to rejection by the Board of Supervisors, within 30 days of submission; now, therefore be it

RESOLVED, This Commission hereby sets the initial not-to-exceed rates and charges as presented in Exhibit 1: Schedule of Community Choice Aggregation Electric Rates and Charges; and be it

FURTHER RESOLVED, The General Manager is directed to adjust the initial rates to not exceed PG&E rates, less the pass-through customer charges, including PCIA and FFS, in line with changes in applicable PG&E rates authorized by the State of California Public Utilities Commission according to Exhibit 1: Schedule of Community Choice Aggregation Electric Rates and Charges prior to commencement of the opt-out process. If so directed by the Commission, future periodic adjustments applying that methodology will be made to the CCA rates; and be it

FURTHER RESOLVED, The General Manager shall prepare a proposed net energy metering schedule for customers with eligible on-site renewable generation, such that those customers receive monthly bill credits or cash payment for electricity produced in excess of site requirements, tried up on an annual basis, and seek Commission approval; and be it

FURTHER RESOLVED, The General Manager shall prepare proposed feed-in tariffs according to market prices or at levels required to induce investments in local power resources, enabling the CCA to purchase local power supplies at prices that reflect market values or at prices set to induce additional supplies of local renewable resources, and seek Commission approval; and be it

FURTHER RESOLVED, This Commission hereby finds that adoption of this resolution will establish rates, and a methodology for future periodic adjustments, for the purpose of meeting operating expenses, including the recovery of program reserves and allow for the Power Enterprise to be financially stable and in compliance with its reserve policies, and that adoption of the resolution is exempt from environmental review requirements in accordance with California Public Resource Code Section 21080(b)(8); and be it

FURTHER RESOLVED, This Commission directs the General Manager to submit these not-to-exceed initial rates and charges, including the direction to adjust the initial rates prior to commencement of the opt-out process, and the methodology for that and any future periodic adjustments that the Commission may authorize, to the Board of Supervisors, as required by Charter Section 8B.125; and be it

FURTHER RESOLVED, Prior to authorizing the commencement of the opt-out process, this Commission will review the expected costs of CCA service and consider authorizing the General Manager to finalize the schedule of electric rates and charges for the initial offering to CCA customers, which rates may be lower than the not to exceed rates established by this Resolution; and be it

FURTHER RESOLVED, Customers who opt out of the CCA program will be assessed a termination fee as noted in Exhibit 2: CCA Termination Fee, which will be added to Schedule M-1: Miscellaneous Charges in the current SFPUC Rates and Schedules for Electric Service.

| Tariff Title                                               | Applies To Customers on Following PG&E Rate Schedules | Season     | Hours Applied | PG&E Generation Rate (\$) | PCIA & Franchise Fee | Standard NTE Rate (\$) | Premium NTE Rate (\$) | Billing Determinant |
|------------------------------------------------------------|-------------------------------------------------------|------------|---------------|---------------------------|----------------------|------------------------|-----------------------|---------------------|
| Non-Time of Use Residential                                | E1, E1L, EM, EM-L, ES, ESL, ESR, ESRL, ET, and ETL    | Year round | All hours     | 0.09745                   | 0.01234              | 0.08511                | 0.10511               | kWh                 |
| Residential Time of Use (1)                                | E-6                                                   | Summer     | Peak          | 0.23567                   | 0.01234              | 0.24912                | 0.26912               | kWh                 |
|                                                            |                                                       |            | Part Peak     | 0.13234                   | 0.01234              | 0.13169                | 0.13099               | kWh                 |
|                                                            |                                                       | Winter     | Part Peak     | 0.09278                   | 0.01234              | 0.06238                | 0.07738               | kWh                 |
|                                                            |                                                       |            | Off Peak      | 0.02109                   | 0.01234              | 0.02069                | 0.02048               | kWh                 |
| Residential Time of Use (2)                                | E-7                                                   | Summer     | Peak          | 0.49642                   | 0.01234              | 0.48408                | 0.50408               | kWh                 |
|                                                            |                                                       |            | Off Peak      | 0.08192                   | 0.01234              | 0.06958                | 0.08958               | kWh                 |
|                                                            |                                                       | Winter     | Peak          | 0.32576                   | 0.01234              | 0.31342                | 0.33342               | kWh                 |
|                                                            |                                                       |            | Off Peak      | 0.05661                   | 0.01234              | 0.04427                | 0.06427               | kWh                 |
| Residential Seasonal                                       | E-8                                                   | Summer     | All hours     | 0.23456                   | 0.01234              | 0.19339                | 0.21339               | kWh                 |
|                                                            |                                                       | Winter     | All hours     | 0.12479                   | 0.01234              | 0.12441                | 0.12441               | kWh                 |
| Experimental Residential Time-of-Use for Electric Vehicles | E-9A and E-9B                                         | Summer     | Peak          | 0.20458                   | 0.01234              | 0.19224                | 0.21224               | kWh                 |
|                                                            |                                                       |            | Part Peak     | 0.12940                   | 0.01234              | 0.11706                | 0.13706               | kWh                 |
|                                                            |                                                       | Winter     | Part Peak     | 0.07512                   | 0.01234              | 0.06278                | 0.08278               | kWh                 |
|                                                            |                                                       |            | Off Peak      | 0.10450                   | 0.01234              | 0.09216                | 0.11216               | kWh                 |
| Electric Vehicle Time-of-Use Service                       | EVA, EVB                                              | Summer     | Peak          | 0.23951                   | 0.01234              | 0.23497                | 0.25497               | kWh                 |
|                                                            |                                                       |            | Part Peak     | 0.13234                   | 0.01234              | 0.13169                | 0.13099               | kWh                 |
|                                                            |                                                       | Winter     | Part Peak     | 0.09278                   | 0.01234              | 0.06238                | 0.07738               | kWh                 |
|                                                            |                                                       |            | Off Peak      | 0.02109                   | 0.01234              | 0.02069                | 0.02048               | kWh                 |
| Small General Service                                      | A-1 A                                                 | Summer     | All hours     | 0.12473                   | 0.01100              | 0.11373                | 0.13373               | kWh                 |
|                                                            |                                                       | Winter     | All hours     | 0.07817                   | 0.01100              | 0.07817                | 0.07817               | kWh                 |
| Small General Service                                      | A-1 B                                                 | Summer     | Peak          | 0.14538                   | 0.01100              | 0.13438                | 0.15438               | kWh                 |
|                                                            |                                                       |            | Part Peak     | 0.13605                   | 0.01100              | 0.12505                | 0.14505               | kWh                 |
|                                                            |                                                       | Winter     | Part Peak     | 0.10765                   | 0.01100              | 0.09665                | 0.11665               | kWh                 |
|                                                            |                                                       |            | Off Peak      | 0.08851                   | 0.01100              | 0.07751                | 0.09751               | kWh                 |
| Small General Time-of-Use Service                          | A-6                                                   | Summer     | Peak          | 0.31788                   | 0.01100              | 0.31338                | 0.33338               | kWh                 |
|                                                            |                                                       |            | Part Peak     | 0.14578                   | 0.01100              | 0.13478                | 0.15478               | kWh                 |
|                                                            |                                                       | Winter     | Part Peak     | 0.09278                   | 0.01100              | 0.08178                | 0.09878               | kWh                 |
|                                                            |                                                       |            | Off Peak      | 0.02069                   | 0.01100              | 0.01969                | 0.01969               | kWh                 |
| Direct-Current General Service                             | A-15                                                  | Summer     | All hours     | 0.12473                   | 0.011                | 0.07393                | 0.13373               | kWh                 |
|                                                            |                                                       | Winter     | All hours     | 0.07817                   | 0.011                | 0.05817                | 0.07717               | kWh                 |
| Medium General Demand Time-of-Use - Secondary Voltage      | A-10 A                                                | Summer     | All hours     | 0.13234                   | 0.01121              | 0.11121                | 0.12121               | kWh                 |
|                                                            |                                                       | Winter     | All hours     | 0.08798                   | 0.01121              | 0.07798                | 0.08698               | kWh                 |
| Med. General Demand Time-of-Use - Primary Voltage          | A-10 A                                                | Summer     | All hours     | 4.34                      | 0                    | 4.34                   | 4.34                  | kW                  |
|                                                            |                                                       | Winter     | All hours     | 0.11858                   | 0.01121              | 0.09848                | 0.11848               | kWh                 |
| Med. General Demand Time-of-Use - Transmission             | A-10 A                                                | Summer     | All hours     | 0.08189                   | 0.01121              | 0.07089                | 0.08989               | kWh                 |
|                                                            |                                                       | Winter     | All hours     | 4.11                      | 0                    | 4.11                   | 4.11                  | kW                  |
| Medium General Demand Time-of-Use - Secondary Voltage      | A-10 B                                                | Summer     | All hours     | 0.11778                   | 0.01121              | 0.09768                | 0.11768               | kWh                 |
|                                                            |                                                       | Winter     | All hours     | 0.07602                   | 0.01121              | 0.06592                | 0.07492               | kWh                 |
| Medium General Demand Time-of-Use - Primary Voltage        | A-10 B                                                | Summer     | Max Demand    | 4.56                      | 0                    | 4.56                   | 4.56                  | kW                  |
|                                                            |                                                       | Summer     | Peak          | 0.1301                    | 0.01121              | 0.11971                | 0.13899               | kWh                 |
| Medium General Demand Time of Use - Secondary Voltage      | A-10 B                                                | Summer     | Part Peak     | 0.12206                   | 0.01121              | 0.11167                | 0.13085               | kWh                 |
|                                                            |                                                       |            | Off Peak      | 0.09761                   | 0.01121              | 0.08722                | 0.1064                | kWh                 |
|                                                            |                                                       | Winter     | Part Peak     | 0.09856                   | 0.01121              | 0.08817                | 0.10735               | kWh                 |
|                                                            |                                                       |            | Off Peak      | 0.0776                    | 0.01121              | 0.06721                | 0.08639               | kWh                 |
| Medium General Demand Time of Use - Primary Voltage        | A-10 B                                                | Summer     | Max Demand    | 4.34                      | 0                    | 4.34                   | 4.34                  | kW                  |
|                                                            |                                                       | Summer     | Peak          | 0.11972                   | 0.01121              | 0.10933                | 0.12851               | kWh                 |
| Medium General Demand Time of Use - Transmission           | A-10 B                                                | Summer     | Part Peak     | 0.11398                   | 0.01121              | 0.10359                | 0.12277               | kWh                 |
|                                                            |                                                       |            | Off Peak      | 0.09202                   | 0.01121              | 0.08163                | 0.10081               | kWh                 |
|                                                            |                                                       | Winter     | Part Peak     | 0.08999                   | 0.01121              | 0.07960                | 0.09878               | kWh                 |
|                                                            |                                                       |            | Off Peak      | 0.07281                   | 0.01121              | 0.06242                | 0.0816                | kWh                 |
| Medium General Demand Time of Use - Transmission           | A-10 B                                                | Summer     | Peak          | 0.11518                   | 0.01121              | 0.10479                | 0.12397               | kWh                 |
|                                                            |                                                       |            | Part Peak     | 0.10995                   | 0.01121              | 0.09956                | 0.11874               | kWh                 |
|                                                            |                                                       | Winter     | Part Peak     | 0.0901                    | 0.01121              | 0.07971                | 0.09899               | kWh                 |
|                                                            |                                                       |            | Off Peak      | 0.08429                   | 0.01121              | 0.07390                | 0.09308               | kWh                 |
| Medium General Demand Time of Use - Transmission           | A-10 B                                                | Summer     | Max Demand    | 0.06853                   | 0.01121              | 0.05814                | 0.07732               | kWh                 |
|                                                            |                                                       | Winter     | Max Demand    | 4.56                      | 0                    | 4.56                   | 4.56                  | kW                  |

EXHIBIT 1: Schedule of Community Choice Aggregation Electric Rates and Charges

| Tariff Title                                                                                                                                          | Applies To Customers on Following PG&E Rate Schedules | Season           | Hours Applied         | PG&E Generation Rate (\$) | PCIA & Franchise Fee | Standard NTE Rate (\$) | Premium NTE Rate (\$) | Billing Determinant |
|-------------------------------------------------------------------------------------------------------------------------------------------------------|-------------------------------------------------------|------------------|-----------------------|---------------------------|----------------------|------------------------|-----------------------|---------------------|
| Medium General Demand<br>Time of Use - Secondary                                                                                                      | E-19                                                  | Summer           | Peak                  | 0.14555                   | 0.00941              | 0.13615                | 0.15615               | kWh                 |
|                                                                                                                                                       |                                                       |                  | Part Peak             | 0.09216                   | 0.00941              | 0.08275                | 0.10275               | kWh                 |
|                                                                                                                                                       |                                                       |                  | Off Peak              | 0.05720                   | 0.00941              | 0.04779                | 0.06779               | kWh                 |
|                                                                                                                                                       |                                                       |                  | Peak Demand           | 13.55                     | 0.00                 | 13.55                  | 13.55                 | kW                  |
|                                                                                                                                                       |                                                       | Winter           | Part Peak             | 0.08508                   | 0.00941              | 0.07567                | 0.09567               | kWh                 |
|                                                                                                                                                       |                                                       |                  | Off Peak              | 0.06120                   | 0.00941              | 0.05179                | 0.07179               | kWh                 |
|                                                                                                                                                       |                                                       |                  | Peak                  | 0.13275                   | 0.00941              | 0.12334                | 0.14334               | kWh                 |
|                                                                                                                                                       |                                                       |                  | Part Peak             | 0.08633                   | 0.00941              | 0.07692                | 0.09692               | kWh                 |
| Medium General Demand<br>Time of Use - Primary                                                                                                        | Summer                                                | Off Peak         | 0.05870               | 0.00941                   | 0.04929              | 0.06929                | kWh                   |                     |
|                                                                                                                                                       |                                                       | Peak Demand      | 14.06                 | 0.00                      | 14.06                | 14.06                  | kW                    |                     |
|                                                                                                                                                       |                                                       | Part Peak Demand | 2.72                  | 0.00                      | 2.72                 | 2.72                   | kW                    |                     |
|                                                                                                                                                       |                                                       | Part Peak        | 0.08110               | 0.00941                   | 0.07169              | 0.09169                | kWh                   |                     |
|                                                                                                                                                       | Winter                                                | Off Peak         | 0.05201               | 0.00941                   | 0.05260              | 0.07260                | kWh                   |                     |
|                                                                                                                                                       |                                                       | Peak             | 0.07547               | 0.00941                   | 0.06606              | 0.08606                | kWh                   |                     |
|                                                                                                                                                       |                                                       | Part Peak        | 0.07083               | 0.00941                   | 0.06142              | 0.08142                | kWh                   |                     |
|                                                                                                                                                       |                                                       | Off Peak         | 0.05461               | 0.00941                   | 0.04520              | 0.06520                | kWh                   |                     |
| Summer                                                                                                                                                | Peak Demand                                           | 17.03            | 0.00                  | 17.03                     | 17.03                | kW                     |                       |                     |
|                                                                                                                                                       | Part Peak Demand                                      | 3.78             | 0.00                  | 3.78                      | 3.78                 | kW                     |                       |                     |
|                                                                                                                                                       | Part Peak                                             | 0.06918          | 0.00941               | 0.05977                   | 0.07977              | kWh                    |                       |                     |
|                                                                                                                                                       | Off Peak                                              | 0.05632          | 0.00941               | 0.04691                   | 0.06691              | kWh                    |                       |                     |
| Service to Max Demand < 1,000 kW<br>Time of Use - Secondary Voltage                                                                                   | E-20                                                  | Summer           | Peak                  | 0.13355                   | 0.00941              | 0.12415                | 0.14415               | kWh                 |
|                                                                                                                                                       |                                                       |                  | Part Peak             | 0.08698                   | 0.00941              | 0.07757                | 0.09757               | kWh                 |
|                                                                                                                                                       |                                                       |                  | Off Peak              | 0.05794                   | 0.00941              | 0.04853                | 0.06853               | kWh                 |
|                                                                                                                                                       |                                                       |                  | Peak Demand           | 13.35                     | 0.00                 | 13.35                  | 13.35                 | kW                  |
|                                                                                                                                                       |                                                       | Winter           | Part Peak Demand      | 2.70                      | 0.00                 | 2.70                   | 2.70                  | kW                  |
|                                                                                                                                                       |                                                       |                  | Part Peak             | 0.08698                   | 0.00941              | 0.07757                | 0.09757               | kWh                 |
|                                                                                                                                                       |                                                       |                  | Off Peak              | 0.05834                   | 0.00941              | 0.04937                | 0.06937               | kWh                 |
|                                                                                                                                                       |                                                       |                  | Peak                  | 0.13399                   | 0.00941              | 0.12459                | 0.14459               | kWh                 |
| Service to Max Demand < 2,000 kW<br>Time of Use - Primary Voltage                                                                                     | Summer                                                | Off Peak         | 0.05843               | 0.00941                   | 0.04902              | 0.06902                | kWh                   |                     |
|                                                                                                                                                       |                                                       | Peak Demand      | 13.55                 | 0.00                      | 13.55                | 13.55                  | kW                    |                     |
|                                                                                                                                                       |                                                       | Part Peak        | 0.08547               | 0.00941                   | 0.07606              | 0.09606                | kWh                   |                     |
|                                                                                                                                                       |                                                       | Off Peak         | 0.05967               | 0.00941                   | 0.05026              | 0.07026                | kWh                   |                     |
|                                                                                                                                                       | Winter                                                | Peak Demand      | 17.96                 | 0.00                      | 17.96                | 17.96                  | kW                    |                     |
|                                                                                                                                                       |                                                       | Part Peak Demand | 3.97                  | 0.00                      | 3.97                 | 3.97                   | kW                    |                     |
|                                                                                                                                                       |                                                       | Part Peak        | 0.06106               | 0.00941                   | 0.05165              | 0.07165                | kWh                   |                     |
|                                                                                                                                                       |                                                       | Off Peak         | 0.04643               | 0.00941                   | 0.03702              | 0.05702                | kWh                   |                     |
| Service to Max Demand < 1,000 kW<br>Time of Use - Transmission                                                                                        | Summer                                                | Peak             | 0.06789               | 0.00941                   | 0.05848              | 0.07848                | kWh                   |                     |
|                                                                                                                                                       |                                                       | Part Peak        | 0.06907               | 0.00941                   | 0.05967              | 0.07967                | kWh                   |                     |
|                                                                                                                                                       |                                                       | Off Peak         | 0.04957               | 0.00941                   | 0.04016              | 0.06016                | kWh                   |                     |
|                                                                                                                                                       |                                                       | Peak Demand      | 13.74                 | 0.00                      | 13.74                | 13.74                  | kW                    |                     |
|                                                                                                                                                       | Winter                                                | Part Peak Demand | 3.63                  | 0.00                      | 3.63                 | 3.63                   | kW                    |                     |
|                                                                                                                                                       |                                                       | Part Peak        | 0.07011               | 0.00941                   | 0.06070              | 0.08070                | kWh                   |                     |
|                                                                                                                                                       |                                                       | Off Peak         | 0.05577               | 0.00941                   | 0.04636              | 0.06636                | kWh                   |                     |
|                                                                                                                                                       |                                                       | Peak             | 0.06789               | 0.00941                   | 0.05848              | 0.07848                | kWh                   |                     |
| Customer-Owned Street and Highway Lighting<br>Customer-Owned Street and Highway Lighting<br>Electroliner Meter Rate<br>Outdoor Area Lighting Services | LS-2, LS-3, OL-1                                      | Year round       | All hours             | 0.08711                   | 0.0018               | 0.08531                | 0.10531               | kWh                 |
| Traffic Control Service                                                                                                                               | TC-1                                                  | Year round       | All hours             | 0.08526                   | 0.01055              | 0.07431                | 0.09431               | kWh                 |
| Agricultural Power                                                                                                                                    | AG-1A                                                 | Summer           | All hours             | 0.10564                   | 0.01055              | 0.09499                | 0.11499               | kWh                 |
|                                                                                                                                                       |                                                       |                  | Connected Load        | 1.48                      | -                    | 1.48                   | 1.48                  | kW                  |
|                                                                                                                                                       |                                                       | Winter           | All hours             | 0.08473                   | 0.01065              | 0.07408                | 0.09408               | kWh                 |
|                                                                                                                                                       |                                                       |                  | Connected Load        | -                         | -                    | -                      | -                     | kW                  |
|                                                                                                                                                       | AG-1B                                                 | Summer           | All hours             | 0.10654                   | 0.01065              | 0.09589                | 0.11589               | kWh                 |
|                                                                                                                                                       |                                                       |                  | Max Demand            | 2.22                      | 0                    | 2.22                   | 2.22                  | kW                  |
|                                                                                                                                                       |                                                       | Winter           | Primary Voltage Disc. | 0.78                      | 0                    | 0.78                   | 0.78                  | kW                  |
|                                                                                                                                                       |                                                       |                  | All hours             | 0.08305                   | 0.01065              | 0.0724                 | 0.0924                | kWh                 |
| Max Demand                                                                                                                                            | -                                                     | -                | -                     | -                         | kW                   |                        |                       |                     |
| Agricultural Power, Time-of-Use                                                                                                                       | AG-1A, AG-1B                                          | Summer           | Peak                  | 0.16747                   | 0.01065              | 0.15682                | 0.17682               | kWh                 |
|                                                                                                                                                       |                                                       |                  | Part Peak             | 0.10661                   | 0.01065              | 0.09601                | 0.11601               | kWh                 |
|                                                                                                                                                       |                                                       |                  | Off Peak              | 0.07336                   | 0.01065              | 0.06169                | 0.08169               | kWh                 |
|                                                                                                                                                       |                                                       |                  | Connected Load        | 1.47                      | -                    | 1.47                   | 1.47                  | kW                  |
|                                                                                                                                                       |                                                       | Winter           | Part Peak             | 0.07652                   | 0.01065              | 0.06587                | 0.08587               | kWh                 |
|                                                                                                                                                       |                                                       |                  | Off Peak              | 0.05528                   | 0.01065              | 0.04463                | 0.06463               | kWh                 |
|                                                                                                                                                       |                                                       |                  | Connected Load        | -                         | -                    | -                      | -                     | kW                  |
|                                                                                                                                                       |                                                       |                  | Peak                  | 0.11610                   | 0.01065              | 0.10545                | 0.12545               | kWh                 |
|                                                                                                                                                       | AG-1B, AG-1C                                          | Summer           | Part Peak             | 0.10085                   | 0.01065              | 0.09020                | 0.11020               | kWh                 |
|                                                                                                                                                       |                                                       |                  | Off Peak              | 0.07325                   | 0.01065              | 0.06260                | 0.08260               | kWh                 |
|                                                                                                                                                       |                                                       |                  | Max Demand            | 2.54                      | 0                    | 2.54                   | 2.54                  | kW                  |
|                                                                                                                                                       |                                                       |                  | Max Peak Demand       | 2.69                      | 0                    | 2.69                   | 2.69                  | kW                  |
|                                                                                                                                                       |                                                       | Winter           | Primary Voltage Disc. | 0.61                      | -                    | 0.61                   | 0.61                  | kW                  |
|                                                                                                                                                       |                                                       |                  | Part Peak             | 0.07143                   | 0.01065              | 0.06078                | 0.08078               | kWh                 |
|                                                                                                                                                       |                                                       |                  | Off Peak              | 0.05078                   | 0.01065              | 0.03913                | 0.05913               | kWh                 |
|                                                                                                                                                       |                                                       |                  | Peak                  | 0.10085                   | 0.01065              | 0.09020                | 0.11020               | kWh                 |
|                                                                                                                                                       | AG-1C, AG-1D                                          | Summer           | Part Peak             | 0.09216                   | 0.01065              | 0.08151                | 0.10151               | kWh                 |
|                                                                                                                                                       |                                                       |                  | Off Peak              | 0.06213                   | 0.01065              | 0.05148                | 0.07148               | kWh                 |
|                                                                                                                                                       |                                                       |                  | Max Demand            | 6.07                      | 0                    | 6.07                   | 6.07                  | kW                  |
|                                                                                                                                                       |                                                       |                  | Max Part Peak Demand  | 1.04                      | 0                    | 1.04                   | 1.04                  | kW                  |
|                                                                                                                                                       |                                                       | Winter           | Primary Voltage Disc. | 1.04                      | -                    | 1.04                   | 1.04                  | kW                  |
|                                                                                                                                                       |                                                       |                  | Trans. Volt. Disc.    | 1.97                      | -                    | 1.97                   | 1.97                  | kW                  |
|                                                                                                                                                       |                                                       |                  | Peak Demand           | 0.08572                   | 0.01065              | 0.07507                | 0.09507               | kWh                 |
|                                                                                                                                                       |                                                       |                  | Off Peak              | 0.05596                   | 0.01065              | 0.04531                | 0.06531               | kWh                 |

**EXHIBIT 1: Schedule of Community Choice Aggregation Electric Rates and Charges**

| Tariff Title                           | Applies To Customers on Following PG&E Rate Schedules | Season              | Hours Applied                           | PG&E Generation Rate (\$) | PCIA & Franchise Fee | Standard NTE Rate (\$) | Premium NTE Rate (\$) | Billing Determinant |
|----------------------------------------|-------------------------------------------------------|---------------------|-----------------------------------------|---------------------------|----------------------|------------------------|-----------------------|---------------------|
| Large Time-of-Use Agricultural Power   | AG-5 A, AG-5 D                                        | Summer              | Peak                                    | 0.15475                   | 0.01065              | 0.14410                | 0.16410               | kWh                 |
|                                        |                                                       |                     | Part Peak                               | -                         | 0.01065              | 0.101065               | 0.101065              | kWh                 |
|                                        |                                                       |                     | Off Peak                                | 0.07651                   | 0.01065              | 0.06586                | 0.08586               | kWh                 |
|                                        |                                                       | Winter              | Connected Load                          | 3.89                      | -                    | 3.89                   | 3.89                  | kW                  |
|                                        |                                                       |                     | Part Peak                               | 0.08013                   | 0.01065              | 0.06948                | 0.08948               | kWh                 |
|                                        |                                                       |                     | Off Peak                                | 0.06834                   | 0.01065              | 0.05769                | 0.07769               | kWh                 |
|                                        | AG-5 B, AG-5 E                                        | Summer              | Peak                                    | 0.15069                   | 0.01065              | 0.14004                | 0.16004               | kWh                 |
|                                        |                                                       |                     | Off Peak                                | 0.05066                   | 0.01065              | 0.04001                | 0.06001               | kWh                 |
|                                        |                                                       |                     | Max Demand                              | 4.70                      | -                    | 4.70                   | 4.70                  | kW                  |
|                                        |                                                       |                     | Max Peak Demand                         | 5.75                      | -                    | 5.75                   | 5.75                  | kW                  |
|                                        |                                                       |                     | Primary Voltage Disc. (per Max Demand)  | 1.43                      | -                    | 1.43                   | 1.43                  | kW                  |
|                                        |                                                       |                     | Trans. Volt. Disc. Max Peak Demand      | 2.61                      | -                    | 2.61                   | 2.61                  | kW                  |
|                                        |                                                       | Winter              | Part Peak                               | 0.07151                   | 0.01065              | 0.06086                | 0.08086               | kWh                 |
|                                        |                                                       |                     | Off Peak                                | 0.04204                   | 0.01065              | 0.03139                | 0.05139               | kWh                 |
|                                        |                                                       |                     | Peak                                    | 0.12392                   | 0.01065              | 0.11327                | 0.13327               | kWh                 |
|                                        |                                                       |                     | Part Peak                               | 0.07155                   | 0.01065              | 0.06090                | 0.08090               | kWh                 |
|                                        | AG-5 C, AG-5 F                                        | Summer              | Off Peak                                | 0.05205                   | 0.01065              | 0.04141                | 0.06141               | kWh                 |
|                                        |                                                       |                     | Max Peak Demand                         | 10.61                     | -                    | 10.61                  | 10.61                 | kW                  |
|                                        |                                                       |                     | Max Part Peak Demand                    | 2.00                      | -                    | 2.00                   | 2.00                  | kW                  |
|                                        |                                                       |                     | Primary Voltage Disc. (per Max Demand)  | 2.17                      | -                    | 2.17                   | 2.17                  | kW                  |
|                                        |                                                       |                     | Trans. Volt. Disc. Max Peak Demand      | 4.14                      | -                    | 4.14                   | 4.14                  | kW                  |
|                                        |                                                       |                     | Trans. Volt. Disc. Max Part-Peak Demand | 0.02                      | -                    | 0.02                   | 0.02                  | kW                  |
|                                        |                                                       | Winter              | Part Peak                               | 0.05790                   | 0.01065              | 0.04725                | 0.06725               | kWh                 |
|                                        |                                                       |                     | Off Peak                                | 0.04904                   | 0.01065              | 0.03839                | 0.05839               | kWh                 |
| Year round                             |                                                       |                     | Reserve/Join Charge                     | 0.05000                   | -                    | 0.05000                | 0.05000               | kWh                 |
| Peak                                   |                                                       |                     | 0.13640                                 | 0.01065                   | 0.09470              | 0.11470                | kWh                   |                     |
| Standby Service - Secondary Voltage    | Summer                                                | Part Peak           | 0.09235                                 | 0.01065                   | 0.08170              | 0.10170                | kWh                   |                     |
|                                        |                                                       | Off Peak            | 0.06669                                 | 0.01065                   | 0.05604              | 0.07604                | kWh                   |                     |
| Standby Service - Primary Voltage      | Winter                                                | Part Peak           | 0.09385                                 | 0.01065                   | 0.08320              | 0.10320                | kWh                   |                     |
|                                        |                                                       | Off Peak            | 0.07098                                 | 0.01065                   | 0.06033              | 0.08033                | kWh                   |                     |
| Standby Service - Transmission Voltage | Year round                                            | Reserve/Join Charge | 0.14000                                 | -                         | 0.14000              | 0.14000                | kWh                   |                     |
|                                        |                                                       | Peak                | 0.08815                                 | 0.01065                   | 0.07750              | 0.09750                | kWh                   |                     |
| Standby Service - Secondary Voltage    | Summer                                                | Part Peak           | 0.09311                                 | 0.01065                   | 0.08246              | 0.10246                | kWh                   |                     |
|                                        |                                                       | Off Peak            | 0.06826                                 | 0.01065                   | 0.05761              | 0.07761                | kWh                   |                     |
|                                        | Winter                                                | Part Peak           | 0.09543                                 | 0.01065                   | 0.08478              | 0.10478                | kWh                   |                     |
|                                        |                                                       | Off Peak            | 0.07170                                 | 0.01065                   | 0.06105              | 0.08105                | kWh                   |                     |
| Standby Service - Transmission Voltage | Year round                                            | Reserve/Join Charge | 0.16000                                 | -                         | 0.16000              | 0.16000                | kWh                   |                     |
|                                        |                                                       | Peak                | 0.08129                                 | 0.01065                   | 0.07064              | 0.09064                | kWh                   |                     |
|                                        | Summer                                                | Part Peak           | 0.07553                                 | 0.01065                   | 0.06488              | 0.08488                | kWh                   |                     |
|                                        |                                                       | Off Peak            | 0.05180                                 | 0.01065                   | 0.04115              | 0.06115                | kWh                   |                     |
| Winter                                 | Part Peak                                             | 0.07463             | 0.01065                                 | 0.06398                   | 0.08398              | kWh                    |                       |                     |
|                                        | Off Peak                                              | 0.05090             | 0.01065                                 | 0.04025                   | 0.06025              | kWh                    |                       |                     |

**EXHIBIT 2:  
CCA Termination Fees**

| Initial Implementation (4 notices; within 60 days of service start) | Fee  |
|---------------------------------------------------------------------|------|
| Residential                                                         | \$0  |
| Non-Residential                                                     | \$0  |
| Once Operational (after 60 days of service start)                   |      |
| Residential                                                         | \$5  |
| Non-Residential                                                     | \$25 |

I hereby certify that the foregoing resolution was adopted by the Public Utilities Commission at its meeting of May 12, 2015.

*Alonna Hood*

Secretary, Public Utilities Commission





**AGENDA ITEM**  
**Public Utilities Commission**  
*City and County of San Francisco*

DEPARTMENT Financial Services AGENDA NO. 12  
 MEETING DATE May 12, 2015

**Public Hearing: San Francisco Community Choice Aggregation Program Not-to-Exceed Electric Generation Rates: Regular Calendar**  
**Project Manager: Charles Perl**

|                                                      |                                                                                                                                                                                                                                                                                                                                                                                                                                                                                                                                                                                                                                                                                                                                                                                                                                                                                                                                                                                                                                                                                                                                                                                                                                                                                                                                                                                                                                                                                                                                                                                                                                                                                                                                                                                                    |
|------------------------------------------------------|----------------------------------------------------------------------------------------------------------------------------------------------------------------------------------------------------------------------------------------------------------------------------------------------------------------------------------------------------------------------------------------------------------------------------------------------------------------------------------------------------------------------------------------------------------------------------------------------------------------------------------------------------------------------------------------------------------------------------------------------------------------------------------------------------------------------------------------------------------------------------------------------------------------------------------------------------------------------------------------------------------------------------------------------------------------------------------------------------------------------------------------------------------------------------------------------------------------------------------------------------------------------------------------------------------------------------------------------------------------------------------------------------------------------------------------------------------------------------------------------------------------------------------------------------------------------------------------------------------------------------------------------------------------------------------------------------------------------------------------------------------------------------------------------------|
| <p><b>Summary of Proposed Commission Action:</b></p> | <p><b>Public Hearing:</b> Discussion and possible action regarding schedules of rates and charges, and periodic future adjustments in those rates and charges, for the San Francisco Public Utilities Commission Power Enterprise phase one of the Community Choice Aggregation (CCA) service within San Francisco. This action constitutes the Approval Action for the program for the purposes of CEQA, pursuant to Section 31.04(h) of the San Francisco Administrative Code.</p>                                                                                                                                                                                                                                                                                                                                                                                                                                                                                                                                                                                                                                                                                                                                                                                                                                                                                                                                                                                                                                                                                                                                                                                                                                                                                                               |
| <p><b>Background:</b></p>                            | <p>The SFPUC is pursuing the implementation of a Community Choice Aggregation (CCA) program to provide greener electricity generation and related services to residential and commercial consumers in San Francisco. Through the CCA program the SFPUC seeks to achieve several complementary goals, including affordable and competitive electricity generation rates, a diverse electricity resource portfolio that is comprised of renewable and other clean sources of supply, and high quality customer service. The SFPUC also intends that the CCA program rates will be affordable and fully adequate to support the CCA's operations, support a fund for the development of local renewable energy supplies and other future programmatic uses.</p> <p>The SFPUC proposes to set rates for CCA customers that are intended to balance the following program goals, with affordability as the program's primary goal:</p> <ul style="list-style-type: none"> <li>• <b>Lead with Affordable and Reliable Service:</b> the CCA program will provide electricity generation and related services at or below Pacific Gas &amp; Electric Company's (PG&amp;E) electric generation rates while promoting long-term rate stability, energy security and reliability for San Francisco CCA customers.</li> <li>• <b>Develop a Cleaner Energy Supply (fewer greenhouse gases emitted):</b> the CCA will reduce and eventually eliminate the greenhouse gas (GHG) emissions associated with electricity generation for San Francisco CCA customers.</li> <li>• <b>Develop New Infrastructure and Create Local Jobs:</b> To the greatest extent possible and affordable, CCA service shall support the development of new clean energy infrastructure, creating jobs for San Franciscans.</li> </ul> |

CCA's energy resource strategies will include, but not necessarily be limited to, procurement of wholesale renewable and clean energy supplies, energy efficiency services, incentives for local distributed energy, and the development of new local and regional renewable power projects.

### **CCA Program Phase 1**

Phase one of the CCA program anticipates service to approximately 30 megawatts (MW) of average demand or approximately 50,000 to 80,000 residential and commercial accounts (varying depending on the demand of enrolled accounts), representing approximately four percent of the total San Francisco electric load.

The SFPUC intends to offer two products at program launch: (1) a default product offering 33% to 50% California-sourced renewable energy, with rates at or below PG&E's equivalent basic service rates; and (2) a premium product offering 100% California-sourced renewable energy with rates equivalent to PG&E's forthcoming Green Tariff Option and sufficient to support the funding of new local and regional energy supplies.

State law requires that all residential accounts be given the opportunity to participate in a municipality's CCA program, and provides ratepayers the right to opt-out of the service and continue to receive all of their electric services from PG&E. CCA customers citywide will also be able to "opt up" to the premium product, with proposed rates at or below PG&E's pending Green Tariff Option. Non-residential customers may be included in the opt-out enrollment process, but State law does not require that they be offered the opportunity to participate.

SFPUC staff will solicit offers from and enter into contracts with renewable energy providers for up to 25 years and \$125 million. These future contracts will be presented for Commission review and approval as they are negotiated. Staff has proposed a change to existing contracting requirements to authorize the SFPUC to use industry-standard pro forma contracts for purchases of electricity, extending the current authority from five to 10 years, and allowing terms extending to 25 years for the purchase of California renewable energy. Because these industry standard power procurement contracts do not contain many of the City's standard contracting requirements, the proposed ordinance waives certain of these requirements. This ordinance was discussed at a hearing on May 6, 2015 at the San Francisco Board of Supervisors Budget and Finance Subcommittee, and is pending adoption by the full Board.

The SFPUC will expand CCA service to additional accounts when it determines that there is sufficient customer interest and adequate cost-effective energy supplies to do so.

Consistent with both section 8B.125 of the City's Charter and the SFPUC Rates Policy, the proposed CCA electric rates and charges, including periodic adjustments, will be sufficient to cover all projected program costs.

Pursuant to Charter Section 16.112, a Notice of Public Hearing on the establishment of a schedule of rates was published in the official newspaper on April 13 – 17, 2015, and posted on the SFPUC website and at the San Francisco Public Library, as required, for a public hearing on May 12, 2015.

If approved by the Commission, these rates and charges, including the provisions for future periodic adjustments, will be subject to rejection by the Board of Supervisors, as provided in Charter section 8B.125, within 30 days following notification to the Board.

**Proposed CCA Electric Generation Rates and Charges**

CCA rates and charges are proposed for adoption, including future periodic adjustments, so as not-to-exceed then existing applicable PG&E tariffs (the “not to exceed rates”), so CCA enrolled customers will not pay any more than they would have under the then applicable PG&E rates unless they choose to opt up to the premium green product. CCA rates are planned to “meet or beat” PG&E’s rates for equivalent applicable tariffs, and the initial schedule of rates and charges is based on PG&E’s March 1, 2015 rates, less its Power Charge Indifference Adjustment (PCIA) and Franchise Fee Surcharge (FFS). As PG&E’s rates are authorized by the California Public Utilities Commission (CPUC), PG&E is allowed to levy the PCIA on the bills of customers who switch to the CCA. The PCIA is a charge intended to recover PG&E’s generation costs incurred prior to a customer’s switch from its generation service. The FFS is a surcharge imposed by PG&E on its customers to recover franchise fees charged by cities and counties.

In addition to the initial not-to-exceed rates, the General Manager requests authority to adjust rates periodically to keep CCA rates in line with changes in applicable PG&E rates authorized by the State of California Public Utilities Commission ; see Table 2 below for the current schedule of applicable rates. These not-to-exceed rates will remain in place until they are amended by revised tariff schedules.

SFPUC will procure energy supply through a combination of contracts and market purchases. Later this fall, staff will provide the Commission final CCA program rates, effective January 2016 for the launch of the program, sufficient to recover program costs, including the cost of energy supply. These final program rates may be lower but cannot be greater than the initial rates as adjusted in Fall 2015 to reflect the then current PG&E rates. If the program rates would be greater than the initial rates after reflecting any such adjustment, program launch will be postponed.

Final CCA program rates will provide for program cost recovery including energy procurement administrative and financial costs of program implementation; while balancing the resource mix of the program and the level of customer participation. The CCA purchasing, investment and program strategies will be developed within the revenue parameters of the not-to-exceed rates in ways that are consistent with the policies of the Commission and the Board of Supervisors.

Table 1 below shows PG&E’s standard residential rates and the proposed corresponding rates for CCA residential service for both the default and premium products as described above. SFPUC staff also propose initial residential time-of-use, commercial, industrial, agricultural and standby not-to-exceed rates for phase one of the program; see full schedule of proposed rates in the attached resolution. The proposed CCA rate schedules and descriptions are consistent with those used by PG&E for customers served in San Francisco.

Table 1: Proposed CCA Not-to-Exceed Rates for  
Non-Time of Use Residential Service  
PG&E Tariffs as of March 1, 2015

| Product                                         | Applies to Customers on PG&E Rate Schedule                             | PG&E Rate \$/kWh | Less PCIA/FFS | CCA Not-to-Exceed Rate \$/kWh |
|-------------------------------------------------|------------------------------------------------------------------------|------------------|---------------|-------------------------------|
| Default Product:<br>Non-TOU Residential Service | E1, E1L, EM, EML, ES, ESL, ESR, ESRL, ET, and ETL                      | 0.09745          | (0.01234)     | 0.08511                       |
| Premium Product:<br>Non-TOU Residential Service | E1, E1L, EM, EML, ES, ESL, ESR, ESRL, ET, and ETL on PG&E Green Tariff | 0.11745          | (0.01234)     | 0.10511                       |

Table 1 is illustrative of rates that are proposed for residential customers. Exhibit 1: Schedule of Community Choice Aggregation Electric Rates and Charges included with this Resolution presents a comprehensive schedule of all proposed initial not-to-exceed rates.

**Post-Enrollment Termination Fees**

As noted in the below table, CCA customers who opt out of the CCA program before program implementation or within the first 60 days after the start of service, pay no departure charge and can return to the CCA service at any time. Customers opting out of CCA service more than 60 days after CCA service starts will be subject to payment of a one-time \$5 (residential) or \$25 (non-residential) termination fee. Two of California’s three operating CCA -- Marin Clean Energy and Sonoma CleanPower – charge similar fees. Departing CCA customers would also be subject to PG&E’s terms and conditions of service, including not having the option to return to CCA for 12 months, per PG&E’s Electric Rule No. 23: Community Choice Aggregation Service. The CCA Termination Fees will be added to Schedule M-1: Miscellaneous Charges in the current SFPUC Rates and Schedules for Electric Service.

**Table 2**  
**CCA Termination Fees**

| Initial Implementation (4 notices, within official opt-out period) | Charge |
|--------------------------------------------------------------------|--------|
| Residential                                                        | \$0    |
| Non-Residential                                                    | \$0    |
| Once Operational (after official opt-out period)                   |        |
| Residential                                                        | \$5    |
| Non-Residential                                                    | \$25   |

|                                    |                                                                                                                                                                                                                                                                                                                                                                                                                                                                                                                                                                                                                                                                                                                                                                                                                                                                                                                                                                                                                                                                                                                                                                                                                                                                                                                                                                                                                                                                                                                                                                                                                                                                                                                                                                                                                                                                                                                                                                                                                                                                                                                                                                                                                                                                                                                                                                                                                                                                                                                                                     |
|------------------------------------|-----------------------------------------------------------------------------------------------------------------------------------------------------------------------------------------------------------------------------------------------------------------------------------------------------------------------------------------------------------------------------------------------------------------------------------------------------------------------------------------------------------------------------------------------------------------------------------------------------------------------------------------------------------------------------------------------------------------------------------------------------------------------------------------------------------------------------------------------------------------------------------------------------------------------------------------------------------------------------------------------------------------------------------------------------------------------------------------------------------------------------------------------------------------------------------------------------------------------------------------------------------------------------------------------------------------------------------------------------------------------------------------------------------------------------------------------------------------------------------------------------------------------------------------------------------------------------------------------------------------------------------------------------------------------------------------------------------------------------------------------------------------------------------------------------------------------------------------------------------------------------------------------------------------------------------------------------------------------------------------------------------------------------------------------------------------------------------------------------------------------------------------------------------------------------------------------------------------------------------------------------------------------------------------------------------------------------------------------------------------------------------------------------------------------------------------------------------------------------------------------------------------------------------------------------|
|                                    | <p><b>Additional CCA Tariffs</b></p> <p>The CCA tariffs will include a <b>net energy metering</b> schedule for customers with on-site generation, such that those customers receive bill credits or cash payment for power delivered when output exceeds onsite usage, with credits trued up annually.</p> <p>CCA tariffs may include a <b>feed-in tariff</b> for purchasing local power supplies at prices that reflect market values or at prices set to induce additional supplies of local renewable resources. Proposed prices for the feed-in tariff will be based on market values or as required to induce investment in local power resources.</p> <p>If approved after environmental review, CCA will develop programs and strategies to encourage build-out of local energy resources, consistent with the policies of the Commission and the Board of Supervisors. No decisions about local build-out will be made until review required under the California Environmental Quality Act (CEQA) is completed based on specific proposals that have not yet been developed. The nature and pace of local build-out will depend on customer participation in the premium offering, resources available to CCA to support build-out initiatives, the costs and characteristics of renewable and energy efficiency technologies and services, the extent and nature of customer participation and the extent to which CCA is able to cost-effectively expand its customer base with the addition of new energy resources. Based on a 30 MW program with an 8.5 cent/kWh residential rate, the discretionary cash reserves for future local build-out, is estimated to be approximately \$20,000 annually. As participation in the premium program increases, there would be additional funds for this purpose.</p> <p><b>Rate Fairness Board</b></p> <p>On April 17, 2015, SFPUC staff presented to the Rate Fairness Board (RFB) the proposed CCA rate methodology of setting not-to-exceed rates at PG&amp;E's then current rates less PG&amp;E pass-through customer charges. The RFB found that the rate methodology was fair and requested that staff return in the Fall of 2015 with more detail on electric supply costs and other rate drivers.</p> <p><b>Board of Supervisors</b></p> <p>Pursuant to Charter Section 8B.125, Commission action adopting rates and charges, including provisions for future periodic adjustments, is subject to rejection by the Board of Supervisors within 30 days of submission to the Board.</p> |
| <p><b>Environmental Review</b></p> | <p>The Bureau of Environmental Management determined that the proposal to adopt Rates and Charges for Phase One of the CCA Service within San Francisco is statutorily exempt from CEQA under the Public Resources Code Section 21080(b)(8) and CEQA Guidelines Section 15273 (Rates, Tolls, Fares, and Charges) related to the establishment, modification, structuring, restructuring, or approval of rates, tolls, fares, or other charges. On May 4, 2015 the Environmental Review Officer (ERO) concurred with this determination. The statutory exemption and the ERO's concurrence are</p>                                                                                                                                                                                                                                                                                                                                                                                                                                                                                                                                                                                                                                                                                                                                                                                                                                                                                                                                                                                                                                                                                                                                                                                                                                                                                                                                                                                                                                                                                                                                                                                                                                                                                                                                                                                                                                                                                                                                                   |

Consider for Adoption the Not-to-Exceed Community Choice Aggregation Electric Rates; May 12, 2015

|                            |                                                                                                                                                                        |
|----------------------------|------------------------------------------------------------------------------------------------------------------------------------------------------------------------|
|                            | attached. This action constitutes the Approval Action for the program for the purposes of CEQA, pursuant to Section 31.04(h) of the San Francisco Administrative Code. |
| <b>Result of Inaction:</b> | Delayed implementation of the SFPUC Community Choice Aggregation program.                                                                                              |
| <b>Recommendation:</b>     | SFPUC staff recommends that the Commission adopt the attached resolution.                                                                                              |
| <b>Attachments:</b>        | <ol style="list-style-type: none"><li>1. SFPUC Resolution</li><li>2. Statutory Exemption</li><li>3. ERO's concurrence message</li></ol>                                |



San Francisco  
Water Power Sewer

Operator of the Hetch Hetchy Regional Water System

Bureau of Environmental Management  
525 Golden Gate Avenue, 6th Floor  
San Francisco, CA 94102  
T (415).934-5700  
F (415).934-5750

May 4, 2015

Sarah B. Jones, Environmental Review Officer  
Environmental Planning Division  
San Francisco Planning Department  
1650 Mission Street, Fourth Floor  
San Francisco, CA 94103

RE: CEQA Exemption Request  
Proposal to Adopt Rates and Charges for  
Phase One of the  
Community Choice Aggregation (CCA)  
Service within San Francisco

Dear Sarah:

The San Francisco Public Utilities Commission (SFPUC) proposes adoption of rates and charges for supplying greener electricity generation and related services to residential and commercial customers in San Francisco to implement the Community Choice Aggregation (CCA) program. The Bureau of Environmental Management recommends the proposed adoption of the fees and charges by the Commission is statutorily exempt from the California Environmental Quality Act (CEQA) under Public Resources Code Section 21080(b)(8) and CEQA Guidelines Section 15273 (Rates, Tolls, Fares, and Charges) related to the establishment, modification, structuring, restructuring, or approval of rates, tolls, fares, or other charges.

The proposed not-to-exceed rates are intended to balance the following program goals

- **Lead with Affordable and Reliable Service:** the CCA program will provide electricity generation and related services at or below Pacific Gas & Electric Company (PG&E) electric generation rates while promoting long-term rate stability, energy security and reliability for San Francisco CCA customers
- **Develop a Cleaner Energy Supply (fewer greenhouse gases emitted):** the CCA will reduce and eventually eliminate the greenhouse gas (GHG) emissions associated with electricity generated for San Francisco CCA customers.
- **Develop New Infrastructure and Create Local Jobs:** To the greatest extent possible and affordable CCA service shall support the

Edwin M. Lee  
Mayor

Ann Moller Caen  
President

Francesca Victor  
Vice President

Vince Courtney  
Commissioner

Anson Moran  
Commissioner

Ike Kwon  
Commissioner

Harlan L. Kelly, Jr.  
General Manager



Sarah B. Jones, Environmental Review Officer  
Environmental Planning Division, San Francisco Planning Department  
CEQA Exemption Request  
Proposal to Adopt Phase One of the Community Choice Aggregation (CCA)  
Service within San Francisco  
May 4, 2015  
Page 2

development of new clean energy infrastructure creating new jobs for San Franciscans.

The CCA program, also known as CleanPowerSF, was approved by the San Francisco Board of Supervisors under Resolution Number 348-12 on September 28, 2012.

The proposed rates will provide for program cost recovery including energy procurement, administrative and financial costs of program implementation, while balancing the resource mix of the program and the level of customer participation.

CCA will develop program and strategies to encourage build-out of local energy resources, consistent with the policies of the Commission and the Board of Supervisors, however, no decisions about projects to implement local build-out will be made until reviews required under the California Environmental Quality Act (CEQA) are completed.

The proposed rates and charges were brought before the Rate Fairness Board (RFB) on April 17, 2015 and the RFB concluded the proposed rate methodology to be fair.

Adoption of the proposed rates is scheduled for hearing before the Commission on May 12<sup>th</sup> and would subsequently be forwarded to the Board of Supervisors for review and approval.

Public Resources Code Section 21080(b)(8) and CEQA Guidelines Section 15273 (Rates, Tolls, Fares, and Charges) Subsection (a)(1) provides a statutory exemption from CEQA for the establishment, modification, structuring, restructuring, or approval of rates, tolls, fares, or other charges by public agencies for the purposes of meeting operating expenses, including employee wage rates and fringe benefits.



Sarah B. Jones, Environmental Review Officer  
Environmental Planning Division, San Francisco Planning Department  
CEQA Exemption Request  
Proposal to Adopt Phase One of the Community Choice Aggregation (CCA)  
Service within San Francisco  
May 4, 2015  
Page 3

Thank you for your concurrence with this request.

Sincerely,



Irina P. Torrey, AICP, Bureau Manager

Cc: Charles Perl, SFPUC Deputy Chief Financial Officer  
Cheryl Taylor, Principal Analyst - Special Projects, Financial Services  
Timothy Johnston, MP, Environmental Planner,  
Environmental Planning Division, San Francisco Planning Department  
Barry Pearl, AICP, MPA, Senior Environmental Project Manager

**From:** [Jones, Sarah B](#)  
**To:** [Pearl, Barry](#)  
**Cc:** [Torrey, Irina](#); [Perl, Charles](#); [Taylor, Cheryl](#); [Kern, Chris](#); [Johnston, Timothy J](#)  
**Subject:** RE: CEQA Statutory Exemption Request Proposal Jones, Sarah (CPC) <[sarah.b.jones@sfgov.org](mailto:sarah.b.jones@sfgov.org)>to Adopt Rates and charges for Phase One of the Community Choice Aggregation Program in San Francisco - Urgent!  
**Date:** Monday, May 04, 2015 5:17:00 PM

---

I concur with the issuance of a statutory exemption under Public Resources Code Section 21080(b)(8) and CEQA Guidelines Section 15273 (Rates, Tolls, Fares, and Charges) for the proposed not-to-exceed rates to implement the Community Choice Aggregation (CCA) program in San Francisco.

---

**Sarah Bernstein Jones**  
**Environmental Review Officer**  
**Director of Environmental Planning**

Planning Department|City and County of San Francisco  
1650 Mission Street, Suite 400, San Francisco, CA 94103  
Direct: 415-575-9034|Fax: 415-558-6409  
Email: [sarah.b.jones@sfgov.org](mailto:sarah.b.jones@sfgov.org)  
Web: [www.sfplanning.org](http://www.sfplanning.org)

---

**From:** Pearl, Barry [<mailto:bpearl@sfgwater.org>]  
**Sent:** Monday, May 04, 2015 2:48 PM  
**To:** Jones, Sarah (CPC)  
**Cc:** Torrey, Irina (PUC); Perl, Charles (PUC); Taylor, Cheryl (PUC)  
**Subject:** CEQA Statutory Exemption Request Proposal to Adopt Rates and charges for Phase One of the Community Choice Aggregation Program in San Francisco - Urgent!  
**Importance:** High

This message contains attachments delivered via [ShareFile](#).

- CCA Rates Stat Ex Request 2015-05-04.pdf (873 kB)
- Download the attachments by [clicking here](#).

Sarah,

Thank you agreeing to review the subject CEQA Exemption Request under Public Resources Code Section 21080(b)(8) and CEQA Guidelines Section 15273 (Rates, Tolls, Fares, and Charges) for the proposed not-to-exceed rates to implement the Community Choice Aggregation (CCA) program in San Francisco.

We look forward to receiving your concurrence.

**Barry Pearl, Senior Planner, AICP, MPA, CC**  
San Francisco Public Utilities Commission  
Bureau of Environmental Management  
525 Golden Gate Avenue, Sixth Floor  
San Francisco, CA 94102-3220  
(415) 551-4573 (Remember the new (415) and (628) overlay. Dial 10 digits.)  
(415) 934-5750 (facsimile)  
[bpearl@sfgwater.org](mailto:bpearl@sfgwater.org)



San Francisco  
**Water**  
Power  
Sewer

---

Services of the San Francisco Public Utilities Commission

# **San Francisco's Community Choice Aggregation Program**

## **Proposed Initial Not-to-Exceed Rates and Charges**

**May 12, 2015**

**SFPUC Finance**



# Rate-Setting Roadmap

---

- Authorization for approval today
  - Set initial CCA rates and charges
  - Direct GM to adjust initial rate prior to commencement
- Submit CCA rates to Board of Supervisors
- Return Fall 2015 to present program rates to be included in customer notices and bills



# Initial CCA Rates & Charges

|                                                         | State Law | SFPUC Discretion | Proposal                                                                                               |
|---------------------------------------------------------|-----------|------------------|--------------------------------------------------------------------------------------------------------|
| <b>Billing Responsibility</b>                           | X         |                  | Same as current PG&E bills, new line items/page in monthly bill                                        |
| <b>Products and Rates</b>                               |           | X                | Generation rate set to meet or beat PG&E's rates for comparable service, less any pass-through charges |
| -Default                                                |           |                  |                                                                                                        |
| -Premium Opt-Up                                         |           | X                | Same as above; based on projected rate for PG&E Green Option                                           |
| <b>Termination Fee</b>                                  |           |                  |                                                                                                        |
| -Initial Implementation (4 notices)                     | X         |                  | <ul style="list-style-type: none"> <li>• \$0</li> </ul>                                                |
| -Operational (more than 60 days after start of service) |           | X                | <ul style="list-style-type: none"> <li>• Residential, \$5</li> <li>• Non-residential, \$25</li> </ul>  |



# Initial Not-to-Exceed (NTE) Rate Proposal

---

- **Goal**

Affordable and competitive program that maximizes program participation

- **Proposed Rate Actions**

1. Adopt initial NTE rates for Default Product based on current PG&E rates
2. Adopt initial NTE rates for Premium Opt-Up Product based on projected rates for PG&E Green Option
3. Direct General Manager to adjust initial rates once procurement costs are known

- **Prior to Program Launch**

Staff will present CCA program rates to Rate Fairness Board and Commission in Fall 2015

- **Rate Fairness Board**

Presented CCA initial not-to-exceed rates proposal with the rates adjustment method on April 17, 2015; deemed to be fair



# Proposed Initial CCA Not-to-Exceed Rates

---

- **Default Product**

- PG&E's basic service rates less the Power Charge Indifference Adjustment (PCIA) & Franchise Fee Surcharge (FFS)

- Residential (E1): 8.5 cents/kWh
- Small Commercial (A1):
  - Summer 11.4 cents/kWh
  - Winter 6.7 cents/kWh

- **Premium "Opt-up" Product**

- Meet or beat PG&E's Green Tariff

- Residential (E1): 10.5 cents/kWh
- Small Commercial (A1):
  - Summer 13.4 cents/kWh
  - Winter 8.7 cents/kWh



# Proposed CCA Not-to-Exceed Rate Methodology

---

PG&E's Basic Service Rates

Less PG&E customer charges:

- Power Charge Indifference Adjustment (PCIA)
  - Franchise Fee Surcharge (FFS)
- 

= CCA Not-to-Exceed Rate





# San Francisco CCA and PG&E Customer Bill Comparison

## COMPARISON OF RESIDENTIAL BILL BASIC, TIER 1

### ELECTRIC ACCOUNT DETAIL

#### Charges

| Lines Changing on CCA Bill        | Customer Bill Comparison |                |               |                |                     |               |
|-----------------------------------|--------------------------|----------------|---------------|----------------|---------------------|---------------|
|                                   | CCA Customer             |                | PG&E Customer |                | Difference          |               |
|                                   | Rate                     | \$             | Rate          | \$             | Rate                | \$            |
| → Generation                      | 0.08511                  | 20.05          | 0.09745       | 22.95          | -0.01234            | -2.9066       |
| Transmission                      | 0.0145                   | 3.41           | 0.0145        | 3.41           |                     | 0.00          |
| Distribution                      |                          |                |               |                |                     |               |
| Tier 1 (@ 236 kwh)                | 0.0725                   | 17.07          | 0.0725        | 17.07          |                     | 0.00          |
| Public Purpose Programs           | 0.0145                   | 3.42           | 0.0145        | 3.42           |                     | 0.00          |
| Nuclear Decommissioning           | 0.0005                   | 0.12           | 0.0005        | 0.12           |                     | 0.00          |
| DWR Bond                          | 0.0049                   | 1.16           | 0.0049        | 1.16           |                     | 0.00          |
| → Power Charge Indifference Adj.  | 0.0116                   | 2.73           |               |                | 0.01160             | 2.7323        |
| Ongoing CTC                       | 0.0025                   | 0.60           | 0.0025        | 0.60           |                     | 0.00          |
| Energy Cost Recovery Amount       | -0.0002                  | (0.04)         | -0.0002       | (0.04)         |                     | 0.00          |
| Conservation Incentive Adjustment |                          |                |               |                |                     |               |
| Tier 1 (@ 236 kwh)                | -0.0570                  | (13.43)        | -0.0570       | (13.43)        |                     | 0.00          |
| → Franchise Fee Surcharge         | 0.0007                   | 0.17           |               |                | 0.00074             | 0.17430       |
| <b>Total</b>                      | <b>0.1496</b>            | <b>\$35.25</b> | <b>0.1496</b> | <b>\$35.25</b> |                     | <b>\$0.00</b> |
|                                   |                          |                |               |                | <b>CCA Premium:</b> | <b>\$0.00</b> |

|                      |                |                |               |
|----------------------|----------------|----------------|---------------|
| <b>TOTAL CHARGES</b> | <b>\$35.25</b> | <b>\$35.25</b> | <b>\$0.00</b> |
|----------------------|----------------|----------------|---------------|

### GAS ACCOUNT DETAIL

|                         |                |                |               |
|-------------------------|----------------|----------------|---------------|
| <b>TOTAL CHARGES</b>    | <b>\$16.36</b> | <b>\$16.36</b> | <b>\$0.00</b> |
| <b>TOTAL AMOUNT DUE</b> | <b>\$51.61</b> | <b>\$51.61</b> | <b>\$0.00</b> |

0%

#### Notes

- Based on PG&E rates as of March 1, 2015 and not-to-exceed rates presented to RFB/SFPUC
- Rate for premium opt-up product also results in no bill impact relative to PG&E Green Option.



# Community Choice Aggregation Proposed Tariffs

| Tariff Title                                               | Applies To Customers on Following PG&E Rate Schedules | Season     | Hours Applied | PG&E Generation Rate (\$) | PCIA & Franchise Fee | Standard NTE Rate (\$) | Premium NTE Rate (\$) | Billing Determinant |
|------------------------------------------------------------|-------------------------------------------------------|------------|---------------|---------------------------|----------------------|------------------------|-----------------------|---------------------|
| Non-Time of Use Residential                                | E1, E1L, EM, EML, ES, ESL, ESR, ESRL, ET, and ETL     | Year round | All hours     | 0.09745                   | 0.01234              | 0.08511                | 0.10511               | kWh                 |
| Residential Time of Use (1)                                | E-6                                                   | Summer     | Peak          | 0.25546                   | 0.01234              | 0.24312                | 0.26312               | kWh                 |
|                                                            |                                                       |            | Part Peak     | 0.12323                   | 0.01234              | 0.11089                | 0.13089               | kWh                 |
|                                                            |                                                       |            | Off Peak      | 0.06972                   | 0.01234              | 0.05738                | 0.07738               | kWh                 |
|                                                            |                                                       | Winter     | Part Peak     | 0.09109                   | 0.01234              | 0.07875                | 0.09875               | kWh                 |
| Off Peak                                                   | 0.07702                                               |            | 0.01234       | 0.06468                   | 0.08468              | kWh                    |                       |                     |
| Residential Time of Use (2)                                | E-7                                                   | Summer     | Peak          | 0.49642                   | 0.01234              | 0.48408                | 0.50408               | kWh                 |
|                                                            |                                                       |            | Off Peak      | 0.08192                   | 0.01234              | 0.06958                | 0.08958               | kWh                 |
|                                                            |                                                       | Winter     | Peak          | 0.32576                   | 0.01234              | 0.31342                | 0.33342               | kWh                 |
|                                                            |                                                       |            | Off Peak      | 0.05661                   | 0.01234              | 0.04427                | 0.06427               | kWh                 |
| Residential Seasonal                                       | E-8                                                   | Summer     | All hours     | 0.20450                   | 0.01234              | 0.19216                | 0.21216               | kWh                 |
|                                                            |                                                       | Winter     | All hours     | 0.13475                   | 0.01234              | 0.12241                | 0.14241               | kWh                 |
| Experimental Residential Time-of-Use for Electric Vehicles | E-9A and E-9B                                         | Summer     | Peak          | 0.20458                   | 0.01234              | 0.19224                | 0.21224               | kWh                 |
|                                                            |                                                       |            | Part Peak     | 0.12940                   | 0.01234              | 0.11706                | 0.13706               | kWh                 |
|                                                            |                                                       |            | Off Peak      | 0.07512                   | 0.01234              | 0.06278                | 0.08278               | kWh                 |
|                                                            |                                                       | Winter     | Part Peak     | 0.10450                   | 0.01234              | 0.09216                | 0.11216               | kWh                 |
| Off Peak                                                   | 0.05953                                               |            | 0.01234       | 0.04719                   | 0.06719              | kWh                    |                       |                     |
| Electric Vehicle Time-of-Use Service                       | EVA, EVB                                              | Summer     | Peak          | 0.23331                   | 0.01234              | 0.22097                | 0.24097               | kWh                 |
|                                                            |                                                       |            | Part Peak     | 0.11244                   | 0.01234              | 0.10010                | 0.12010               | kWh                 |
|                                                            |                                                       |            | Off Peak      | 0.05650                   | 0.01234              | 0.04416                | 0.06416               | kWh                 |
|                                                            |                                                       | Winter     | Peak          | 0.08719                   | 0.01234              | 0.07485                | 0.09485               | kWh                 |
| Part Peak                                                  | 0.05446                                               |            | 0.01234       | 0.04212                   | 0.06212              | kWh                    |                       |                     |
| Off Peak                                                   | 0.05852                                               | 0.01234    | 0.04618       | 0.06618                   | kWh                  |                        |                       |                     |
| Small General Service                                      | A-1 A                                                 | Summer     | All hours     | 0.12473                   | 0.01100              | 0.11373                | 0.13373               | kWh                 |
|                                                            |                                                       | Winter     | All hours     | 0.07817                   | 0.01100              | 0.06717                | 0.08717               | kWh                 |
| Small General Service                                      | A-1 B                                                 | Summer     | Peak          | 0.14538                   | 0.01100              | 0.13438                | 0.15438               | kWh                 |
|                                                            |                                                       |            | Part Peak     | 0.13605                   | 0.01100              | 0.12505                | 0.14505               | kWh                 |
|                                                            |                                                       |            | Off Peak      | 0.10765                   | 0.01100              | 0.09665                | 0.11665               | kWh                 |
|                                                            |                                                       | Winter     | Part Peak     | 0.08851                   | 0.01100              | 0.07751                | 0.09751               | kWh                 |
| Off Peak                                                   | 0.06869                                               |            | 0.01100       | 0.05769                   | 0.07769              | kWh                    |                       |                     |
| Small General Time-of-Use Service                          | A-6                                                   | Summer     | Peak          | 0.34736                   | 0.01100              | 0.33636                | 0.35636               | kWh                 |
|                                                            |                                                       |            | Part Peak     | 0.14578                   | 0.01100              | 0.13478                | 0.15478               | kWh                 |
|                                                            |                                                       |            | Off Peak      | 0.06976                   | 0.01100              | 0.05876                | 0.07876               | kWh                 |
|                                                            |                                                       | Winter     | Part Peak     | 0.10580                   | 0.01100              | 0.09480                | 0.11480               | kWh                 |
| Off Peak                                                   | 0.06826                                               |            | 0.01100       | 0.05726                   | 0.07726              | kWh                    |                       |                     |
| Direct-Current General Service                             | A-15                                                  | Summer     | All hours     | 0.12473                   | 0.011                | 0.07390                | 0.13373               | kWh                 |
|                                                            |                                                       | Winter     | All hours     | 0.07817                   | 0.011                | 0.05814                | 0.08717               | kWh                 |

---

# Questions?

---

**From:** Board of Supervisors, (BOS)  
**To:** BOS-Supervisors  
**Subject:** FW: I'm the 4,114th signer: "Stop SFMTA (San Francisco Municipal Transportation Agency)"

---

**From:** Shari Steiner [mailto:petitions-noreply@moveon.org]  
**Sent:** Friday, May 15, 2015 7:42 AM  
**To:** Board of Supervisors, (BOS)  
**Subject:** I'm the 4,114th signer: "Stop SFMTA (San Francisco Municipal Transportation Agency)"

Dear San Francisco Board of Supervisors,

I just signed a petition addressed to you titled Stop SFMTA (San Francisco Municipal Transportation Agency). So far, 4,114 people have signed the petition.

You can reach me directly by replying to this email. **Or, post a response for MoveOn.org to pass along to all petition signers by clicking here:** [http://pac.petitions.moveon.org/target\\_talkback.html?tt=tt-23483-custom-54063-20250515-wYglUa](http://pac.petitions.moveon.org/target_talkback.html?tt=tt-23483-custom-54063-20250515-wYglUa)

The petition states:

"As residents and taxpayers of San Francisco we believe that the SFMTA's first and foremost responsibility is to improve MUNI and to make MUNI a more desirable means of transportation. It is not SFMTA's job to make owning and driving a motor vehicle more expensive and difficult. The SFMTA needs to be accountable to all the citizens of San Francisco. We need a balanced, unbiased municipal transportation policy. We respectfully request that the Mayor and District Supervisors immediately stop the SFMTA from: 1. Installing new parking meters and extending the hours of enforcement 2. Enforcing Sunday parking meters 3. Increasing meter rates, fees and fines "

My additional comments are:

SFMTA's war on cars has been instigated by City Planning's density dumping in neighborhoods, while blithely ignoring the City's & SFMTA responsibilities to maintain MUNI and improve MUNI FIRST. They MUST switch the order of their priorities - i.e., MAINTAIN & IMPROVE MUNI first / DENSITY DUMPING ONLY IF THE NEIGHBORHOOD VOTES FOR IT.

To download a PDF file of all of your constituents who have signed the petition, including their addresses, click this link: [http://petitions.moveon.org/deliver\\_pdf.html?job\\_id=1513089&target\\_type=custom&target\\_id=54063](http://petitions.moveon.org/deliver_pdf.html?job_id=1513089&target_type=custom&target_id=54063)

To download a CSV file of all of your constituents who have signed the petition, including their addresses, click this link:

[http://petitions.moveon.org/deliver\\_pdf.html?job\\_id=1513089&target\\_type=custom&target\\_id=54063&csv=1](http://petitions.moveon.org/deliver_pdf.html?job_id=1513089&target_type=custom&target_id=54063&csv=1)

Shari Steiner  
San Francisco, CA

*This email was sent through MoveOn's public petition website, a free service that allows anyone to set up their own online petition and share it with friends. MoveOn does not endorse the contents of petitions posted on our public petition website. If you have any questions, please email [petitions@moveon.org](mailto:petitions@moveon.org). If you don't want to receive further emails updating you on how many people have signed this petition, click here:*

*[http://petitions.moveon.org/delivery\\_unsub.html?e=\\_m0xZcWIJXzqH9ZTz\\_cNZWJvYXJkLm9mLnN1cGVydmlzb3JzOHNmZ292Lm9yZw--&petition\\_id=23483](http://petitions.moveon.org/delivery_unsub.html?e=_m0xZcWIJXzqH9ZTz_cNZWJvYXJkLm9mLnN1cGVydmlzb3JzOHNmZ292Lm9yZw--&petition_id=23483).*

---

**From:** Board of Supervisors, (BOS)  
**To:** BOS-Supervisors  
**Subject:** File 150267 FW: General Message

-----Original Message-----

**From:** Randall Kovar [<mailto:leoncito9@optonline.net>]  
**Sent:** Friday, May 15, 2015 9:17 AM  
**To:** Clerk, County (ADM)  
**Subject:** General Message

Attn: To Whom this may concern,....There seems to be an attempt to lower the voting age in your city for city elections to 16. I urge the members of the Board of Supervisors or whoever to absolutely not lower the voting age. In other words I want the voting age in your municipality to stay at 18. Please e-mail me back ASAP. Thank you. Sincerely,..Randall S.Kovar

Sent from my iPhone

OFFICE OF THE MAYOR  
SAN FRANCISCO



ORIG: Leg Clerks/Rules Clerk  
CoB, Leg Dep, City/Atty,  
EDWIN M. LEE  
MAYOR  
CPage  
acFile

**Notice of Appointment**

May 14, 2015

San Francisco Board of Supervisors  
City Hall, Room 244  
1 Carlton B. Goodlett Place  
San Francisco, California 94102

RECEIVED  
BOARD OF SUPERVISORS  
SAN FRANCISCO  
MAY 15 AM 9:26  
ST [Signature]

Honorable Board of Supervisors:

Pursuant to Section 3.100(18) of the Charter of the City and County of San Francisco, I hereby make the following appointments:

Joshua Arce to the Commission on the Environment, for a four-year term ending May 25, 2019

Johanna Wald to the Commission on the Environment, for a four year term ending May 10, 2019

Elmy Bermejo to the Commission on the Environment, assuming the seat formerly held by Nicholas Josefowitz, for a term ending October 5, 2016

I am confident that Mr. Arce, Ms. Wald, and Ms. Bermejo, electors of the City and County, will serve our community well. Attached herein for your reference are their qualifications to serve.

Should you have any questions related to these appointments, please contact my Director of Appointments, Nicole Wheaton, at (415) 554-7940.

Sincerely,

Edwin M. Lee  
Mayor

OFFICE OF THE MAYOR  
SAN FRANCISCO



EDWIN M. LEE  
MAYOR

May 14, 2015

Angela Calvillo  
Clerk of the Board, Board of Supervisors  
San Francisco City Hall  
1 Carlton B. Goodlett Place  
San Francisco, CA 94102

RECEIVED  
BOARD OF SUPERVISORS  
SAN FRANCISCO  
MAY 15 AM 9:26  
JLB

Dear Ms. Calvillo,

Pursuant to Section 3.100(18) of the Charter of the City and County of San Francisco, I hereby make the following appointments:

Joshua Arce to the Commission on the Environment, for a four-year term ending May 25, 2019

Johanna Wald to the Commission on the Environment, for a four year term ending May 10, 2019

Elmy Bermejo to the Commission on the Environment, assuming the seat formerly held by Nicholas Josefowitz, for a term ending October 5, 2016

I am confident that Mr. Arce, Ms. Wald, and Ms. Bermejo, electors of the City and County, will serve our community well. Attached herein for your reference are their qualifications to serve.

Should you have any questions related to these appointments, please contact my Director of Appointments, Nicole Wheaton, at (415) 554-7940.

Sincerely,

A handwritten signature in cursive script, appearing to read "Edwin M. Lee".  
Edwin M. Lee  
Mayor



# JOSHUA ARCE

1028A Howard Street  
San Francisco, California 94103  
(415) 252-9700 • [josh@brightlinedefense.org](mailto:josh@brightlinedefense.org)

## EDUCATION

### UNIVERSITY OF CALIFORNIA, HASTINGS COLLEGE OF THE LAW

San Francisco, CA  
Juris Doctor, May 2000  
*Member, La Raza Law Students Association*

### UNIVERSITY OF CALIFORNIA, LOS ANGELES

Los Angeles, CA  
Bachelor of Arts in Political Science, June 1997

## EXPERIENCE

### BRIGHTLINE DEFENSE PROJECT, San Francisco, CA

*Executive Director*

November 2005 to Present

- Founded 501(c)(3) non-profit public policy advocacy organization to protect and empower communities, particularly low-income communities of color and of limited English speakers.
- Led a broad coalition of community advocates to craft and win the strongest local hiring policy in the country, which guarantees San Francisco residents access to blue-collar union jobs on billions of dollars of taxpayer-funded construction.
- Established an expertise in environmental justice and green workforce development through efforts such as a two-year campaign to shut down San Francisco's Potrero Power Plant without building new dirty power plants to replace it and the drive to secure a local hiring agreement that no less than 30% of the workforce on the Sunset Reservoir Solar Project will consist of qualified economically disadvantaged residents of San Francisco's most underserved communities.
- Helped develop and establish low-income and job incentives for landmark GoSolarSF program, which has assisted nearly 2,000 local homeowners and businesses to install solar panels since 2008.

### JOSHUA ARCE, ATTORNEY AT LAW, San Francisco, CA

*Attorney*

November 2002 to November 2005

- Maintained own law practice as a solo practitioner, focusing on civil rights issues in employment and housing, civil liberties grievances, landlord-tenant matters, and family law.
- Brought cases against Fortune 500 employers on behalf of wrongfully terminated employees, particularly low-income workers, people of color, and limited English speakers.
- Provided estate planning consultations to over 200 low- and moderate-income families throughout the San Francisco Bay area.

### WILSON & RUSH LLP, San Francisco, CA

*Associate*

May 2001 to November 2002

- Worked on transactional matters including small business contracts, taxation, real property matters and estate planning.
- Negotiated settlements on behalf of clients and participated in mediations and alternative dispute resolution programs.

## Johanna Wald

Commissioner, Policy Committee Chair

Prior to her recent retirement, Johanna Wald was a Senior Attorney in NRDC's San Francisco office. She was with NRDC since 1973, during which time she has become one of the nation's leading advocates for protection and improved management of federal public lands. Ms. Wald received her law degree from Yale University and her undergraduate degree from Cornell University. She was involved in a number of major legal challenges to federal energy programs, including coal and oil and gas programs in the Intermountain West. She led NRDC's efforts to facilitate the identification and designation of appropriate sites for development of renewable energy projects as well as associated necessary transmission.

Ms. Wald's honors include being named, in 1992, the National Wildlife Federation's lawyer of the year. In 1993, she was named one of ten Pew Scholars in Conservation and the Environment and, in 1998, she received the Environmental Leadership Award from the Ecology Law Quarterly at the University of California's Boalt Hall School of Law.

Ms. Wald is a member of the Boards of Directors of the Southern Utah Wilderness Alliance, the American Wind Wildlife Institute, and Carpe Diem West, a Bay-area based environmental non-profit. She also serves as a member of San Francisco's Commission on the Environment and is the Chair of the Commission's Policy Committee.

**Elmy A. Bermejo**  
San Francisco, California  
Washington D.C.  
415/350-0757  
[Elmy.Bermejo@gmail.com](mailto:Elmy.Bermejo@gmail.com)

**Professional Strengths and Skills**

- **Extensive experience in Intergovernmental Relations**, including with CA, NV, AZ, HI, UT, NM and Guam, working effectively with key leaders in communities, and building an understanding of issues of importance to them. Awareness of the priorities of the Administration.
- **Effective and strong relationships with diverse stakeholders and communities**, including business and community leaders, women, and ethnic groups. Clear understanding of the importance of advocacy, as well as ability to provide information to constituents while connecting their communities to programs already in existence.
- **Keen understanding of the roles of local, state and federal government agencies** and the ability to assist businesses, organizations, and individuals in understanding jurisdictional differences as well as the relationship of the federal government to state and local agencies in both funding and regulation.
- **Strong collaboration skills and knowledge of programs and grants in other federal agencies**, as demonstrated by service as DOL liaison on the Deep Water Horizon Oil Spill and Hurricane Sandy Task Force to develop new public policy on disaster recovery.
- **Management experience in training and supervising staff**, including the Secretary of Labor's six regional representatives in Los Angeles, Seattle, Denver, Chicago, Miami and New York, including establishing an understanding of federal government employment rules and regulations.

**Professional Experience**

**U.S. Department of Labor, Regional Representative for the Secretary of Labor**  
San Francisco, CA                                          May 2014 – Present

- Represent the Secretary in the region to promote key initiatives including the increase in the minimum wage, equal pay, the implementation of the Affordable Care Act and the Workforce Innovation and Opportunity Act. The region includes CA, NV, AZ, NM, UT, HI, Guam, American Samoa and the Commonwealth of the N. Mariana Islands.

**U.S. Department of Labor, Director of Intergovernmental Affairs**  
Washington D.C.                                          January 2010 – May 2014

- Directed and managed all aspects of the intergovernmental relations program for the Department including developing and maintaining relationships with local and state officials, intergovernmental organizations like the National Governors Association, The US Conference of Mayors, the National League of Cities, the National Association of

Counties. Advised the Secretary on the impact of local and state issues on the programs and initiatives of the Department and the Administration. Managed the Secretary's Regional Representatives based in New York, Chicago, Miami, Denver and Los Angeles. Noteworthy projects in disaster relief with Deep Water Horizon Oil Spill and Hurricane Sandy with federal partners resulted in policy changes for US disaster relief on an interagency basis which will affect how disaster relief is managed in the future.

**State and Consumer Services Agency (SCSA) Deputy Secretary, External Affairs**

Sacramento, CA

September 2007 – October 2008

- Leadership regarding outreach to constituent groups. SCSA is an umbrella agency with 17 departments that provide services to the state and to external stakeholders.

**CA State Senate, Special Assistant to President Pro Tempore, Don Perata**

Oakland, CA

December 2004 – August 2007

- Appointments to boards and commissions and stakeholder outreach

**CA State Senate, District Representative to President Pro Tempore, John Burton**

San Francisco, CA

May 1995- November 2004

- Focus on constituent issues, including immigrants, women
- Confidential advisor on appointments to state boards, commissions.

**Political Consulting Services**

- Arlo Smith for District Attorney
- Kathleen Brown for Governor
- Don Perata for State Controller

**Congresswoman Lynn C. Woolsey, District Director**

Marin and Sonoma Counties

January 1993- March 1994

- Managed, hired, trained staff, for newly elected member. Developed and implemented district field and constituent outreach plan.

**Congressman Mel Levine, California Chief of Staff**

Los Angeles, CA

April 1990- January 1993

- Administration and oversight of Congressional office

**Lt. Governor Leo T. McCarthy, Regional Director**

Los Angeles, CA

1989-1990

- Developed and implemented field program for Imperial, San Bernardino, Riverside, Orange and San Diego Counties, including California – Mexico border issues.

**U.S. Senator Alan Cranston, Casework and Immigration Specialist**

Washington D.C. and CA

September 1979 – 1989

- Developed and maintained vast network of contacts within Federal agencies to assist in constituent problem resolution. Worked in San Francisco, Washington and San Diego offices.

**Tommy's Mexican Restaurant**

San Francisco

- During my professional career I have had on-going involvement in Tommy's Mexican Restaurant, owned and operated by my family. Over the years I have gained

tremendous insight and sensitivity to the challenges faced by small business owners and the resources needed to make them successful.

### Civic Leadership

#### **California State Commission on the Status of Women**

Sacramento 1999 – 2011

- Statutory agency charged with advising the Legislature and the Governor on issues impacting the status of women. Appointed by Governor Gray Davis in 1999 and re-appointed by Governor Arnold Schwarzenegger in 2007.
  - Elected as Chairwoman five times, under two Governors

#### **Hispanas Organized for Political Equality (HOPE)**

Los Angeles 1995 - 2010

- HOPE is committed to recruiting and training California's top Latina leaders. Served as board chair from 2004-2010. During tenure as Board Chair, the budget grew from \$500,000 to \$950,000. Developed and nurtured relationships with funding institutions, including banks and other corporate entities.

#### **The Women's Foundation of California**

San Francisco 2001- 2010

- The largest philanthropic organization in California focused on women and girls. Board Chair from 2006-2009. Spearheaded the creation of the Women's Policy Institute, a program providing training on how to impact public policy. Developed and maintained relationships with funders in the philanthropic and corporate sectors.

### Awards/Recognition

#### **SF La Raza Lawyers Association**

- Public Service Award 2013

#### **League of Women Voters**

- A Woman Who Could Be President 2008

#### **San Francisco Hispanic Chamber of Commerce**

- Outstanding Bay Area Latina 2007

#### **Latino Leaders Magazine**

- Profiled in this national magazine of the "Successful American Latino" 2005

#### **Partners Ending Domestic Violence**

- Kamala Harris Award for Public Service 2005

#### **Hispanic Magazine**

- Latina of Excellence in Community Service 2004

### Other Organizational Participation

#### **MALDEF, Mexican American Legal and Education Fund**

- Board Member 2008-2010

#### **ENGAGE.HER.org**

- An on-line organization focused on mobilizing multicultural women for civic engagement. Served on National Advisory Board 2008-2010

#### **Leadership California**

- Board Member. 2005-2010

**Hispanic Media Coalition 2006-2008**

- Organization focusing on the portrayal of Latinos in the media
- California Complete Count for Census 2000**

**Education**

**University of San Francisco, California, M.A. Bilingual Vocational Counseling**

**San Francisco State University, California, B.A. Psychology**

**San Francisco City College, California, A.A.**

**References Available Upon Request**



Chairperson Supervisor Malia Cohen  
Supervisor Scott Weiner  
Supervisor Jane Kim  
Land Use and Transportation Committee  
Board of Supervisors  
City and County of San Francisco  
City Hall  
1 Dr. Carlton B. Goodlett Place, Room 244  
San Francisco, CA 94102  
Via email

May 15, 2015

**Re: File # 150295, Administrative Code - Short-Term Residential Rentals,  
Sponsored by David Campos, Eric Mar and John Avaolos -- REJECT**

Dear Chairperson Cohen, Supervisor Weiner and Supervisor Kim,

Ensuring that owners renting their homes online pay appropriate taxes need not require California citizens to relinquish their right to privacy. Unfortunately, that is what the Short-Term Residential Rentals ordinance sponsored by Supervisors David Campos, Eric Mar and John Avaolos would do. Consumer Watchdog calls on the Land Use and Transportation Committee to reject the proposed ordinance.

Our concern is with the ordinance's provision to require Internet home sharing sites, such as Airbnb, to turn over to San Francisco the name, address, number of nights rented, and amount paid to every owner that rents their property through the site. This is an unwarranted intrusion into user's privacy and inappropriately requires the home sharing platform to do the enforcement work that should rightfully be done by the city.

Imagine the outcry if California's Franchise Tax Board required eBay to report the name, number of sales and amount collected in each sale for every person selling tchotchkes through the site, in order to seek out income tax cheats. Californians value privacy so highly we guaranteed it in the state Constitution. The users of home sharing sites have no less right to privacy simply because the companies are unpopular with some.

Americans balk at this kind of mass data collection when the government does it in the name of preventing terrorism. Why would it be acceptable when the government's aim is to catch homeowners violating zoning codes or skimping on their taxes?

San Francisco has been a leader in standing up for personal privacy and civil liberties in the face of government intrusion, including passing resolutions against the collection of sensitive financial information under the Patriot Act and even by mass transit agencies. The city has a history of being a symbol of liberty and freedom for individuals. The ordinance's pioneering of such privacy intrusions for San Francisco would be like the City of New York opposing immigration reform. It's antithetical to San Francisco's core values.

18

The legitimacy of sweeping government demands for Internet users' transactional and personal data is the central privacy question of our time. Requiring e-commerce sites to turn over personal data so enforcement officials can scour through records and search for potential violations of local laws amounts to a blank search warrant and a basic violation of our civil rights.

A government request for personally identifiable data should carefully balance the right to privacy against the right to safety and security for the public. Judges typically need to issue warrants for such information because it is considered each citizen's right to protect it. Throwing open the door to mass data collection – with no legal justification like a warrant – would deal a serious blow to privacy rights in San Francisco.

We don't have a problem with requiring people offering home sharing accommodations to get a business license and to pay occupancy taxes. Nor do we object to the city exercising its zoning rights – whether it is to limit home sharing, vacation rentals, or prohibit them all together. We share concerns that already expensive housing markets are being squeezed even further by the wholesale removal of properties to become vacation rentals. Nevertheless, surrender of users' privacy rights is not the way to go about regulating it.

People using home sharing sites to offer accommodations should follow zoning laws and pay their taxes. However, the blunt approach to enforcement contemplated by the ordinance proposed by Supervisors Campos, Mar and Avoilos is a slippery slope and a significant threat to privacy. We urge the Land Use and Transportation Committee to reject it.

Sincerely,

A handwritten signature in black ink, appearing to read "John M. Simpson". The signature is fluid and cursive, with a long horizontal stroke at the end.

John M. Simpson  
Privacy Project Director

CC: Andrea Ausberry, clerk



(S)

---

**From:** Board of Supervisors, (BOS)  
**To:** BOS-Supervisors  
**Subject:** FW: CCSF Monthly Pooled Investment Report for April 2015  
**Attachments:** CCSF Monthly Pooled Investment Report for April 2015.pdf

---

**From:** Dion, Ichieh (TTX)  
**Sent:** Friday, May 15, 2015 12:07 PM  
**Subject:** CCSF Monthly Pooled Investment Report for April 2015

Hello All -

Please find the CCSF Pooled Investment Report for the month of April attached for your use.

Regards,

Ichieh Dion  
City and County of San Francisco  
1 Dr. Carlton B. Goodlett Place, Room 140  
San Francisco, CA 94102  
415-554-5433

19

Office of the Treasurer & Tax Collector  
City and County of San Francisco



José Cisneros, Treasurer

Pauline Marx, Chief Assistant Treasurer  
Michelle Durgy, Chief Investment Officer

Investment Report for the month of April 2015

May 15, 2015

The Honorable Edwin M. Lee  
Mayor of San Francisco  
City Hall, Room 200  
1 Dr. Carlton B. Goodlett Place  
San Francisco, CA 94102-4638

The Honorable Board of Supervisors  
City and County of San Francisco  
City Hall, Room 244  
1 Dr. Carlton B. Goodlett Place  
San Francisco, CA 94102-4638

Ladies and Gentlemen,

In accordance with the provisions of California State Government Code, Section 53646, we forward this report detailing the City's pooled fund portfolio as of April 30, 2015. These investments provide sufficient liquidity to meet expenditure requirements for the next six months and are in compliance with our statement of investment policy and California Code.

This correspondence and its attachments show the investment activity for the month of April 2015 for the portfolios under the Treasurer's management. All pricing and valuation data is obtained from Interactive Data Corporation.

**CCSF Pooled Fund Investment Earnings Statistics \***

| <i>(in \$ million)</i> | Current Month |            | Prior Month |            |
|------------------------|---------------|------------|-------------|------------|
|                        | Fiscal YTD    | April 2015 | Fiscal YTD  | March 2015 |
| Average Daily Balance  | \$ 6,159      | \$ 7,124   | \$ 6,053    | \$ 6,602   |
| Net Earnings           | 38.95         | 4.38       | 34.57       | 4.07       |
| Earned Income Yield    | 0.76%         | 0.75%      | 0.76%       | 0.73%      |

**CCSF Pooled Fund Statistics \***

| <i>(in \$ million)</i>   | % of Portfolio | Book Value        | Market Value      | Wtd. Avg. Coupon | Wtd. Avg. YTM | WAM        |
|--------------------------|----------------|-------------------|-------------------|------------------|---------------|------------|
| Investment Type          |                |                   |                   |                  |               |            |
| U.S. Treasuries          | 6.60%          | \$ 472.2          | \$ 478.3          | 1.09%            | 1.20%         | 470        |
| Federal Agencies         | 61.48%         | 4,448.8           | 4,455.6           | 0.87%            | 0.80%         | 760        |
| State & Local Government |                |                   |                   |                  |               |            |
| Agency Obligations       | 4.25%          | 310.6             | 307.9             | 1.61%            | 0.63%         | 428        |
| Public Time Deposits     | 0.01%          | 0.5               | 0.5               | 0.57%            | 0.57%         | 337        |
| Negotiable CDs           | 9.39%          | 680.5             | 680.3             | 0.43%            | 0.43%         | 506        |
| Commercial Paper         | 6.76%          | 490.0             | 490.0             | 0.00%            | 0.13%         | 21         |
| Medium Term Notes        | 8.62%          | 626.4             | 624.8             | 0.79%            | 0.39%         | 428        |
| Money Market Funds       | 2.90%          | 210.1             | 210.1             | 0.04%            | 0.04%         | 1          |
| <b>Totals</b>            | <b>100.0%</b>  | <b>\$ 7,238.9</b> | <b>\$ 7,247.4</b> | <b>0.78%</b>     | <b>0.68%</b>  | <b>603</b> |

In the remainder of this report, we provide additional information and analytics at the security-level and portfolio-level, as recommended by the California Debt and Investment Advisory Commission.

Very truly yours,

  
José Cisneros  
Treasurer

cc: Treasury Oversight Committee: Aimee Brown, Ronald Gerhard, Charles Perl  
Ben Rosenfield, Controller, Office of the Controller  
Tonia Lediju, Internal Audit, Office of the Controller  
Cynthia Fong, Deputy Director for Finance & Administration, San Francisco County Transportation Authority  
Carol Lu, Budget Analyst  
San Francisco Public Library

\* Please see last page of this report for non-pooled funds holdings and statistics.

## Portfolio Summary

### Pooled Fund

| Par Value         | Book Value        | Market Value      | Market/Book Price | Current % Allocation | Max. Policy Allocation | Compliant? |
|-------------------|-------------------|-------------------|-------------------|----------------------|------------------------|------------|
| \$ 475.0          | \$ 472.2          | \$ 478.3          | 101.31            | 6.60%                | 100%                   | Yes        |
| 4,446.1           | 4,448.8           | 4,455.6           | 100.15            | 61.48%               | 100%                   | Yes        |
| 305.2             | 310.6             | 307.9             | 99.13             | 4.25%                | 20%                    | Yes        |
| 0.5               | 0.5               | 0.5               | 100.00            | 0.01%                | 100%                   | Yes        |
| 680.5             | 680.5             | 680.3             | 99.97             | 9.39%                | 30%                    | Yes        |
| -                 | -                 | -                 | -                 | 0.00%                | 40%                    | Yes        |
| 490.0             | 490.0             | 490.0             | 100.00            | 6.76%                | 25%                    | Yes        |
| 623.2             | 626.4             | 624.8             | 99.74             | 8.62%                | 25%                    | Yes        |
| -                 | -                 | -                 | -                 | 0.00%                | 10%                    | Yes        |
| ts                | -                 | -                 | -                 | 0.00%                | \$75mm                 | Yes        |
| 210.1             | 210.1             | 210.1             | 100.00            | 2.90%                | 10%                    | Yes        |
| -                 | -                 | -                 | -                 | 0.00%                | \$50mm                 | Yes        |
| -                 | -                 | -                 | -                 | 0.00%                | 5%                     | Yes        |
| <b>\$ 7,230.5</b> | <b>\$ 7,238.9</b> | <b>\$ 7,247.4</b> | <b>100.12</b>     | <b>100.00%</b>       | <b>-</b>               | <b>Yes</b> |

San Francisco uses the following methodology to determine compliance: Compliance is pre-trade and calculated on both a par and market value basis. The result with the lowest percentage of the overall portfolio value. Cash balances are included in the City's compliance calculations.

This report does not include cash balances. Due to fluctuations in the market value of the securities held in the Pooled Fund and other factors, the allocation limits may be exceeded on a post-trade compliance basis. In these instances, no compliance violation has been identified or exceeded prior to trade execution.

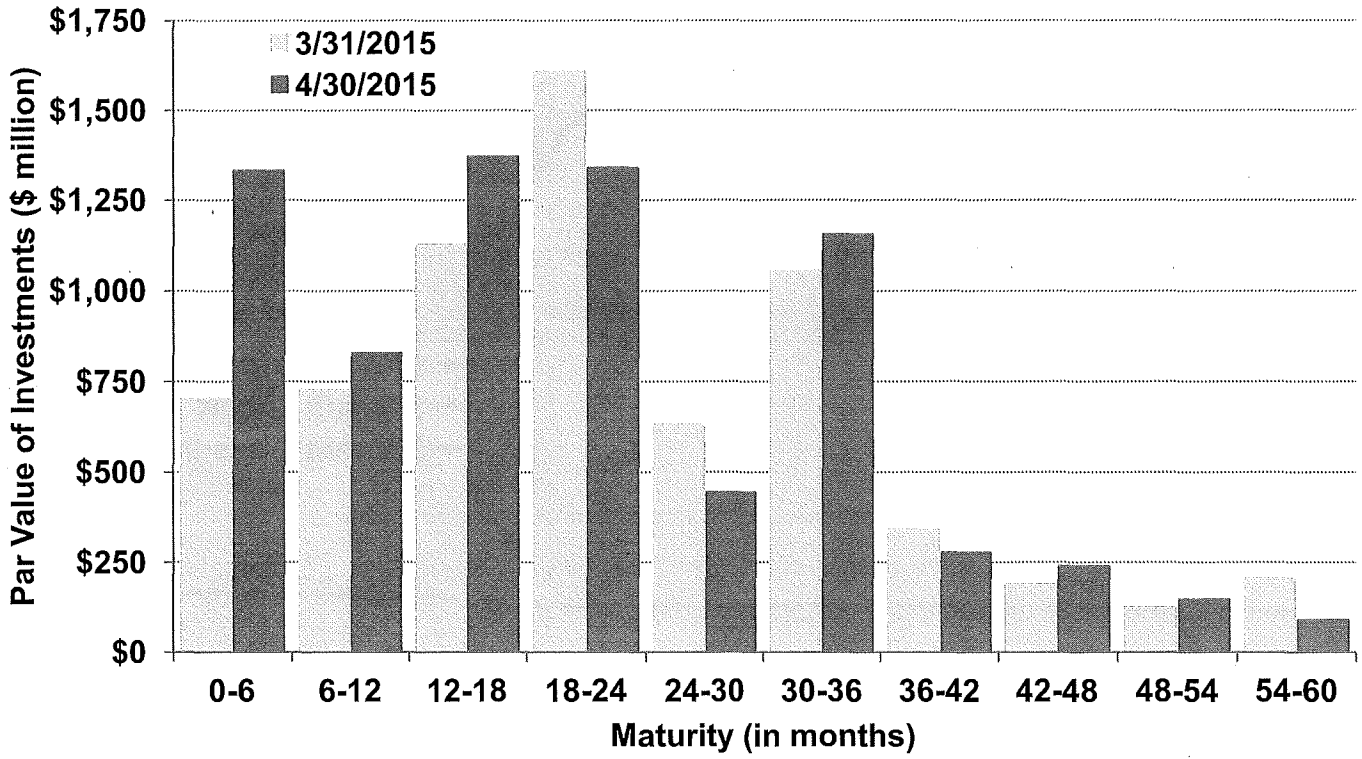
Additional information can be found at <http://www.sftreasurer.org/>, in the Reports & Plans section of the About menu.

ending.

# Portfolio Analysis

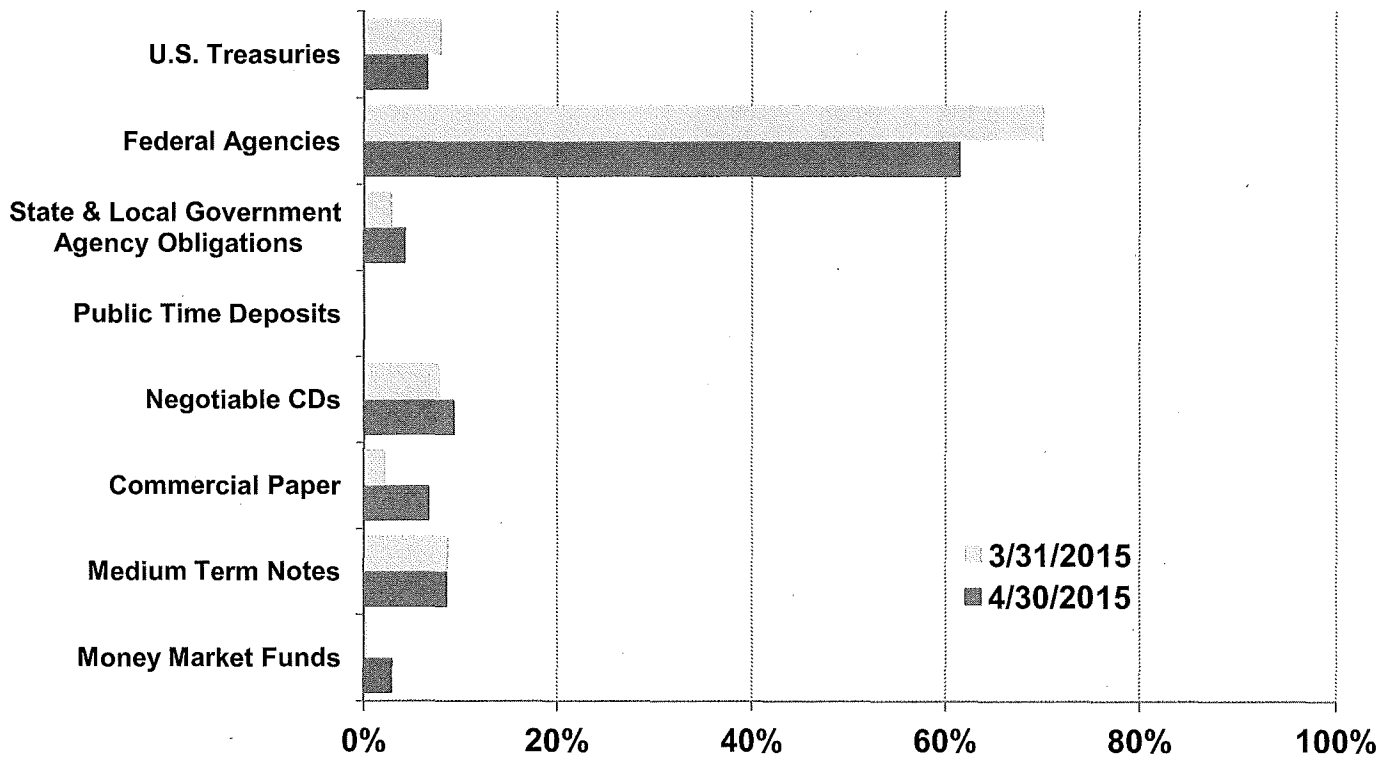
## Pooled Fund

### Par Value of Investments by Maturity

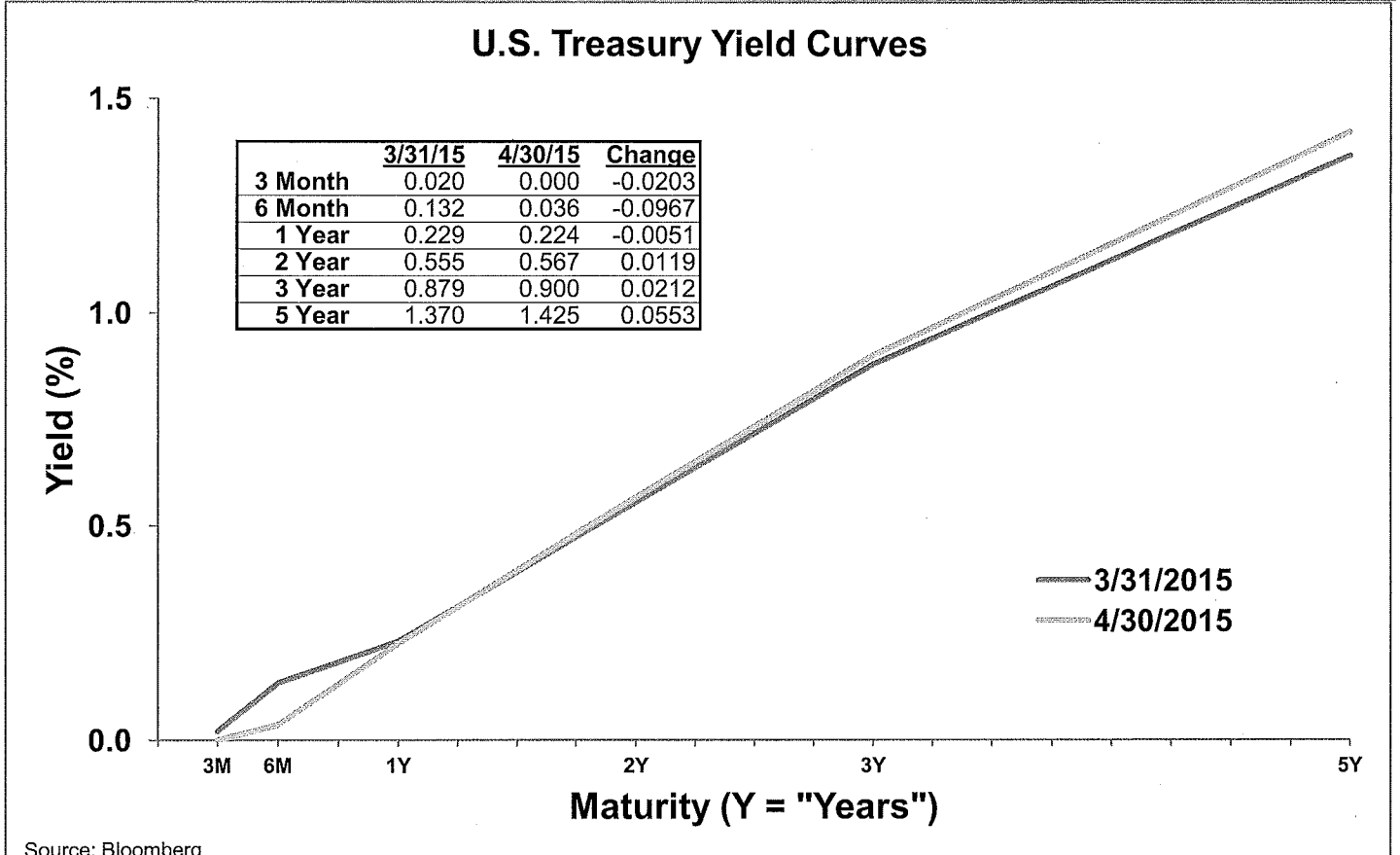
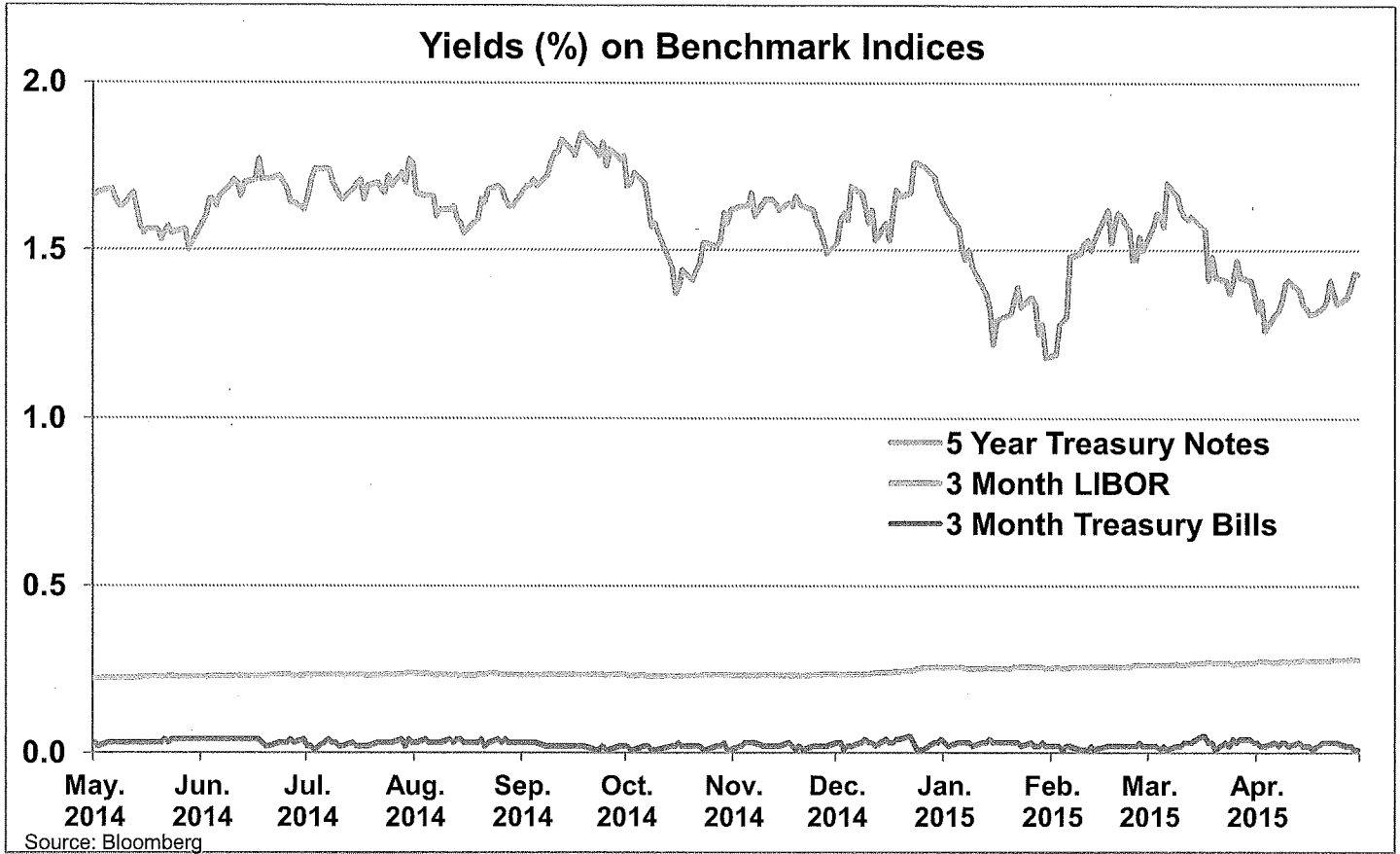


Callable bonds shown at maturity date.

### Asset Allocation by Market Value



# Yield Curves



# Investment Inventory

## Pooled Fund

| Issuer Name            | Settle   | Maturity | Duration    | Coupon      | Par Value             | Book Value            | Amortized             |                       |
|------------------------|----------|----------|-------------|-------------|-----------------------|-----------------------|-----------------------|-----------------------|
|                        | Date     | Date     |             |             |                       |                       | Book Value            | Market Value          |
| TREASURY N/B           | 12/23/11 | 10/31/15 | 0.50        | 1.25        | \$ 25,000,000         | \$ 25,609,375         | \$ 25,079,201         | \$ 25,144,500         |
| TREASURY N/B           | 12/16/10 | 11/30/15 | 0.58        | 1.38        | 50,000,000            | 49,519,531            | 49,943,459            | 50,363,500            |
| TREASURY N/B           | 12/16/10 | 11/30/15 | 0.58        | 1.38        | 50,000,000            | 49,519,531            | 49,943,459            | 50,363,500            |
| TREASURY N/B           | 12/23/10 | 11/30/15 | 0.58        | 1.38        | 50,000,000            | 48,539,063            | 49,827,410            | 50,363,500            |
| TREASURY N/B           | 10/11/11 | 9/30/16  | 1.41        | 1.00        | 75,000,000            | 74,830,078            | 74,951,531            | 75,609,750            |
| TREASURY N/B           | 12/26/13 | 10/31/16 | 1.49        | 1.00        | 25,000,000            | 25,183,594            | 25,096,916            | 25,205,000            |
| TREASURY N/B           | 2/25/14  | 12/31/16 | 1.65        | 0.88        | 25,000,000            | 25,145,508            | 25,085,346            | 25,162,000            |
| TREASURY N/B           | 3/14/12  | 2/28/17  | 1.82        | 0.88        | 75,000,000            | 74,771,484            | 74,915,631            | 75,445,500            |
| TREASURY N/B           | 3/21/12  | 2/28/17  | 1.82        | 0.88        | 25,000,000            | 24,599,609            | 24,851,600            | 25,148,500            |
| TREASURY N/B           | 3/21/12  | 2/28/17  | 1.82        | 0.88        | 25,000,000            | 24,599,609            | 24,851,600            | 25,148,500            |
| TREASURY N/B           | 4/4/12   | 3/31/17  | 1.90        | 1.00        | 50,000,000            | 49,835,938            | 49,936,968            | 50,394,500            |
|                        |          |          | <b>1.28</b> | <b>1.09</b> | <b>\$ 475,000,000</b> | <b>\$ 472,153,320</b> | <b>\$ 474,483,122</b> | <b>\$ 478,348,750</b> |
| JERAL FARM CREDIT BANK | 6/8/12   | 5/14/15  | 0.04        | 0.19        | \$ 50,000,000         | \$ 49,985,500         | \$ 49,999,824         | \$ 50,001,500         |
| JERAL FARM CREDIT BANK | 12/5/12  | 6/22/15  | 0.06        | 0.20        | 50,000,000            | 49,987,300            | 49,999,289            | 50,007,000            |
| RMER MAC               | 11/22/13 | 7/22/15  | 0.23        | 2.38        | 15,000,000            | 15,511,350            | 15,069,079            | 15,074,850            |
| JERAL HOME LOAN BANK   | 12/12/13 | 8/28/15  | 0.33        | 0.38        | 9,000,000             | 9,014,130             | 9,002,695             | 9,008,190             |
| EDDIE MAC              | 12/15/10 | 9/10/15  | 0.36        | 1.75        | 50,000,000            | 49,050,000            | 49,927,514            | 50,295,000            |
| JERAL HOME LOAN BANK   | 12/15/10 | 9/11/15  | 0.37        | 1.75        | 75,000,000            | 73,587,000            | 74,891,433            | 75,439,500            |
| RMER MAC               | 9/15/10  | 9/15/15  | 0.38        | 2.13        | 45,000,000            | 44,914,950            | 44,993,619            | 45,312,750            |
| JERAL FARM CREDIT BANK | 4/24/13  | 9/18/15  | 0.13        | 0.19        | 16,200,000            | 16,198,073            | 16,199,692            | 16,203,240            |
| INIE MAE               | 10/14/11 | 9/21/15  | 0.39        | 2.00        | 25,000,000            | 25,881,000            | 25,087,610            | 25,175,250            |
| JERAL FARM CREDIT BANK | 11/30/12 | 9/22/15  | 0.06        | 0.21        | 27,953,000            | 27,941,120            | 27,951,333            | 27,962,224            |
| INIE MAE               | 12/15/10 | 10/26/15 | 0.49        | 1.63        | 25,000,000            | 24,317,500            | 24,931,596            | 25,184,000            |
| INIE MAE               | 12/23/10 | 10/26/15 | 0.49        | 1.63        | 42,000,000            | 40,924,380            | 41,891,708            | 42,309,120            |
| JERAL FARM CREDIT BANK | 12/15/10 | 11/16/15 | 0.54        | 1.50        | 25,000,000            | 24,186,981            | 24,909,966            | 25,168,250            |
| JERAL FARM CREDIT BANK | 5/8/13   | 11/19/15 | 0.05        | 0.18        | 25,000,000            | 24,997,000            | 24,999,345            | 25,006,750            |
| JERAL HOME LOAN BANK   | 12/3/10  | 12/11/15 | 0.61        | 1.88        | 25,000,000            | 24,982,000            | 24,997,802            | 25,249,750            |
| JERAL HOME LOAN BANK   | 12/14/10 | 12/11/15 | 0.61        | 1.88        | 50,000,000            | 49,871,500            | 49,984,211            | 50,499,500            |
| JERAL HOME LOAN BANK   | 12/29/14 | 1/29/16  | 0.75        | 0.25        | 25,000,000            | 25,000,000            | 25,000,000            | 24,995,500            |
| JERAL HOME LOAN BANK   | 4/13/12  | 3/11/16  | 0.86        | 1.00        | 22,200,000            | 22,357,620            | 22,234,769            | 22,329,870            |
| JERAL HOME LOAN BANK   | 12/12/13 | 3/11/16  | 0.86        | 3.13        | 14,000,000            | 14,848,400            | 14,325,910            | 14,337,260            |
| JERAL FARM CREDIT BANK | 4/12/12  | 3/28/16  | 0.91        | 1.05        | 25,000,000            | 25,220,750            | 25,050,684            | 25,172,250            |
| INIE MAE               | 12/13/13 | 3/30/16  | 0.92        | 0.50        | 25,000,000            | 25,022,250            | 25,008,868            | 25,047,000            |
| RMER MAC               | 4/1/13   | 4/1/16   | 0.00        | 0.18        | 50,000,000            | 50,000,000            | 50,000,000            | 50,015,000            |
| JERAL HOME LOAN BANK   | 4/18/12  | 4/18/16  | 0.97        | 0.81        | 20,000,000            | 19,992,200            | 19,998,115            | 20,085,600            |
| JERAL FARM CREDIT BANK | 11/20/13 | 5/9/16   | 1.02        | 0.65        | 22,650,000            | 22,746,489            | 22,690,052            | 22,710,702            |
| JERAL FARM CREDIT BANK | 1/15/14  | 6/2/16   | 0.01        | 0.21        | 50,000,000            | 49,991,681            | 49,996,190            | 50,029,500            |
| RMER MAC               | 2/9/12   | 6/9/16   | 1.10        | 0.90        | 10,000,000            | 10,000,000            | 10,000,000            | 10,070,300            |
| JERAL HOME LOAN BANK   | 10/23/14 | 6/10/16  | 1.10        | 2.13        | 28,000,000            | 28,790,468            | 28,538,473            | 28,539,560            |
| JERAL HOME LOAN BK IL  | 5/20/13  | 6/13/16  | 1.08        | 5.63        | 16,925,000            | 19,472,890            | 17,855,435            | 17,907,158            |

# Investment Inventory

## Pooled Fund

| Issuer Name            | Settle   | Maturity | Duration | Coupon | Par Value  | Book Value | Amortized  |              |
|------------------------|----------|----------|----------|--------|------------|------------|------------|--------------|
|                        | Date     | Date     |          |        |            |            | Book Value | Market Value |
| GERAL HOME LOAN BK IL  | 5/30/13  | 6/13/16  | 1.08     | 5.63   | 14,195,000 | 16,259,095 | 14,955,554 | 15,018,736   |
| GERAL HOME LOAN BK IL  | 9/4/14   | 6/13/16  | 1.08     | 5.63   | 8,620,000  | 9,380,715  | 9,100,143  | 9,120,219    |
| GERAL FARM CREDIT BANK | 2/11/14  | 6/17/16  | 1.13     | 0.52   | 50,000,000 | 50,062,000 | 50,029,879 | 50,084,500   |
| GERAL HOME LOAN BANK   | 3/24/14  | 6/24/16  | 1.15     | 0.50   | 25,000,000 | 25,000,000 | 25,000,000 | 25,019,250   |
| WINNIE MAE             | 3/25/14  | 7/5/16   | 1.18     | 0.38   | 50,000,000 | 49,753,100 | 49,872,252 | 49,956,500   |
| ARMER MAC              | 7/27/11  | 7/27/16  | 1.23     | 2.00   | 15,000,000 | 14,934,750 | 14,983,821 | 15,277,050   |
| ARMER MAC              | 3/26/13  | 7/27/16  | 1.23     | 2.00   | 14,100,000 | 14,735,205 | 14,336,052 | 14,360,427   |
| ARMER MAC              | 3/26/13  | 7/27/16  | 1.23     | 2.00   | 11,900,000 | 12,440,498 | 12,100,858 | 12,119,793   |
| ARMER MAC              | 3/26/14  | 7/27/16  | 1.23     | 2.00   | 20,000,000 | 20,643,350 | 20,341,262 | 20,369,400   |
| EDDIE MAC              | 11/20/14 | 7/29/16  | 1.24     | 0.65   | 15,000,000 | 15,022,500 | 15,016,592 | 15,022,050   |
| WINNIE MAE             | 3/17/14  | 8/26/16  | 1.32     | 0.63   | 50,000,000 | 50,124,765 | 50,067,482 | 50,105,000   |
| ARMER MAC              | 10/29/13 | 9/1/16   | 1.33     | 1.50   | 7,000,000  | 7,156,240  | 7,073,604  | 7,091,210    |
| GERAL HOME LOAN BANK   | 10/11/11 | 9/9/16   | 1.34     | 2.00   | 25,000,000 | 25,727,400 | 25,201,403 | 25,516,750   |
| GERAL HOME LOAN BANK   | 11/5/14  | 9/9/16   | 1.34     | 2.00   | 25,000,000 | 25,662,125 | 25,488,244 | 25,516,750   |
| GERAL FARM CREDIT BANK | 3/14/14  | 9/14/16  | 0.04     | 0.20   | 50,000,000 | 49,993,612 | 49,996,495 | 50,018,500   |
| EDDIE MAC              | 3/26/14  | 9/26/16  | 1.40     | 0.60   | 25,000,000 | 25,000,000 | 25,000,000 | 24,965,250   |
| GERAL HOME LOAN BANK   | 1/9/15   | 9/28/16  | 1.40     | 1.13   | 25,000,000 | 25,137,500 | 25,078,721 | 25,086,250   |
| GERAL FARM CREDIT BANK | 4/11/14  | 10/11/16 | 0.03     | 0.20   | 25,000,000 | 24,993,750 | 24,996,383 | 25,008,000   |
| GERAL HOME LOAN BANK   | 10/23/14 | 10/11/16 | 1.44     | 1.13   | 5,000,000  | 5,060,200  | 5,044,292  | 5,045,150    |
| EDDIE MAC              | 3/3/14   | 10/14/16 | 1.45     | 0.88   | 25,000,000 | 25,200,250 | 25,111,436 | 25,139,750   |
| GERAL HOME LOAN BANK   | 11/3/14  | 10/14/16 | 1.45     | 0.63   | 40,000,000 | 40,032,000 | 40,023,944 | 40,045,200   |
| WINNIE MAE             | 11/4/13  | 11/4/16  | 1.49     | 1.50   | 18,000,000 | 18,350,460 | 18,089,775 | 18,112,500   |
| EDDIE MAC              | 11/17/14 | 11/17/16 | 1.54     | 0.60   | 25,000,000 | 25,000,000 | 25,000,000 | 24,946,500   |
| GERAL HOME LOAN BANK   | 11/17/14 | 11/23/16 | 1.56     | 0.63   | 25,000,000 | 24,990,000 | 24,992,239 | 25,026,750   |
| GERAL HOME LOAN BANK   | 11/30/12 | 11/30/16 | 1.58     | 0.57   | 23,100,000 | 23,104,389 | 23,101,739 | 23,107,854   |
| GERAL HOME LOAN BANK   | 11/6/14  | 12/9/16  | 1.59     | 1.63   | 25,000,000 | 25,513,000 | 25,394,822 | 25,420,500   |
| GERAL HOME LOAN BANK   | 12/4/14  | 12/9/16  | 1.59     | 1.63   | 25,000,000 | 25,486,750 | 25,388,871 | 25,420,500   |
| GERAL HOME LOAN BANK   | 12/12/14 | 12/9/16  | 1.59     | 1.63   | 25,000,000 | 25,450,885 | 25,364,828 | 25,420,500   |
| GERAL HOME LOAN BANK   | 3/19/14  | 12/19/16 | 1.63     | 0.70   | 20,500,000 | 20,497,950 | 20,498,781 | 20,508,815   |
| GERAL HOME LOAN BANK   | 12/28/12 | 12/28/16 | 1.65     | 0.63   | 13,500,000 | 13,500,000 | 13,500,000 | 13,480,020   |
| GERAL HOME LOAN BANK   | 12/28/12 | 12/28/16 | 1.65     | 0.63   | 9,000,000  | 9,000,000  | 9,000,000  | 8,986,680    |
| EDDIE MAC              | 12/29/14 | 12/29/16 | 1.65     | 0.78   | 50,000,000 | 50,000,000 | 50,000,000 | 50,041,000   |
| GERAL HOME LOAN BANK   | 12/30/14 | 12/30/16 | 1.66     | 0.75   | 8,000,000  | 8,000,000  | 8,000,000  | 8,020,800    |
| GERAL HOME LOAN BANK   | 12/30/14 | 12/30/16 | 1.66     | 0.75   | 50,000,000 | 50,000,000 | 50,000,000 | 50,130,000   |
| EDDIE MAC              | 1/3/13   | 1/3/17   | 1.67     | 0.60   | 50,000,000 | 50,000,000 | 50,000,000 | 50,000,100   |
| GERAL FARM CREDIT BANK | 12/20/12 | 1/12/17  | 1.69     | 0.58   | 14,000,000 | 14,000,000 | 14,000,000 | 13,984,740   |
| ARMER MAC              | 5/4/12   | 1/17/17  | 1.70     | 1.01   | 49,500,000 | 49,475,250 | 49,490,973 | 49,806,405   |
| GERAL FARM CREDIT BANK | 12/12/14 | 1/30/17  | 0.25     | 0.17   | 50,000,000 | 49,981,400 | 49,984,738 | 49,982,500   |
| GERAL HOME LOAN BANK   | 1/10/13  | 2/13/17  | 1.77     | 1.00   | 67,780,000 | 68,546,456 | 68,115,293 | 68,234,804   |
| GERAL FARM CREDIT BANK | 2/27/14  | 2/27/17  | 0.07     | 0.24   | 50,000,000 | 50,000,000 | 50,000,000 | 50,043,000   |
| GERAL HOME LOAN BANK   | 2/27/15  | 2/27/17  | 1.81     | 0.80   | 30,000,000 | 29,959,200 | 29,962,716 | 30,014,100   |

# Investment Inventory

## Pooled Fund

| Issuer Name            | Settle Date | Maturity Date | Duration | Coupon | Par Value  | Book Value | Amortized Book Value | Market Value |
|------------------------|-------------|---------------|----------|--------|------------|------------|----------------------|--------------|
| JERAL HOME LOAN BANK   | 2/27/15     | 2/27/17       | 1.81     | 0.80   | 19,500,000 | 19,473,480 | 19,475,766           | 19,509,165   |
| JERAL HOME LOAN BANK   | 12/15/14    | 3/10/17       | 1.85     | 0.88   | 50,000,000 | 50,058,500 | 50,048,678           | 50,188,500   |
| JERAL FARM CREDIT BANK | 10/3/14     | 3/24/17       | 0.07     | 0.22   | 26,000,000 | 26,009,347 | 26,007,173           | 26,015,340   |
| EDDIE MAC              | 3/28/14     | 3/28/17       | 1.90     | 0.78   | 25,000,000 | 25,000,000 | 25,000,000           | 25,042,000   |
| UNIE MAE               | 3/28/14     | 3/28/17       | 1.90     | 0.88   | 25,000,000 | 25,000,000 | 25,000,000           | 25,075,250   |
| JERAL FARM CREDIT BANK | 10/29/14    | 3/29/17       | 0.08     | 0.20   | 25,000,000 | 24,999,750 | 24,999,802           | 25,005,500   |
| RMER MAC               | 4/10/12     | 4/10/17       | 1.93     | 1.26   | 12,500,000 | 12,439,250 | 12,476,379           | 12,613,875   |
| JERAL FARM CREDIT BANK | 4/17/13     | 4/17/17       | 1.96     | 0.60   | 10,000,000 | 10,000,000 | 10,000,000           | 9,989,200    |
| RMER MAC               | 4/26/12     | 4/26/17       | 1.97     | 1.13   | 10,500,000 | 10,500,000 | 10,500,000           | 10,582,950   |
| EDDIE MAC              | 5/14/12     | 5/12/17       | 2.00     | 1.25   | 25,000,000 | 25,133,000 | 25,054,104           | 25,268,750   |
| RMER MAC               | 12/28/12    | 6/5/17        | 2.07     | 1.11   | 9,000,000  | 9,122,130  | 9,057,748            | 9,036,090    |
| JERAL HOME LOAN BANK   | 12/19/14    | 6/9/17        | 2.08     | 1.00   | 12,000,000 | 12,024,093 | 12,021,036           | 12,074,640   |
| JERAL HOME LOAN BANK   | 12/30/14    | 6/15/17       | 2.10     | 0.95   | 25,000,000 | 24,959,750 | 24,965,218           | 25,120,750   |
| JERAL FARM CREDIT BANK | 6/19/12     | 6/19/17       | 0.14     | 0.34   | 50,000,000 | 50,000,000 | 50,000,000           | 50,114,000   |
| JERAL FARM CREDIT BANK | 12/26/14    | 6/26/17       | 2.13     | 0.93   | 8,400,000  | 8,397,312  | 8,397,683            | 8,430,912    |
| EDDIE MAC              | 3/25/14     | 6/29/17       | 2.14     | 1.00   | 25,000,000 | 24,920,625 | 24,947,394           | 25,141,250   |
| EDDIE MAC              | 12/30/14    | 6/30/17       | 2.15     | 1.00   | 50,000,000 | 50,000,000 | 50,000,000           | 50,254,000   |
| JERAL FARM CREDIT BANK | 7/24/13     | 7/24/17       | 0.07     | 0.22   | 50,000,000 | 50,000,000 | 50,000,000           | 50,023,000   |
| JERAL FARM CREDIT BANK | 8/5/13      | 7/26/17       | 0.49     | 0.28   | 23,520,000 | 23,520,000 | 23,520,000           | 23,551,282   |
| JERAL FARM CREDIT BANK | 12/23/14    | 8/23/17       | 0.06     | 0.23   | 50,000,000 | 50,000,000 | 50,000,000           | 50,030,500   |
| EDDIE MAC              | 2/25/15     | 8/25/17       | 2.30     | 1.00   | 18,300,000 | 18,300,000 | 18,300,000           | 18,338,979   |
| EDDIE MAC              | 9/25/14     | 9/25/17       | 2.38     | 1.13   | 20,100,000 | 20,079,900 | 20,083,898           | 20,163,516   |
| EDDIE MAC              | 3/25/14     | 9/29/17       | 2.39     | 1.00   | 25,000,000 | 24,808,175 | 24,868,232           | 25,168,750   |
| UNIE MAE               | 11/8/12     | 11/8/17       | 2.50     | 0.80   | 50,000,000 | 50,000,000 | 50,000,000           | 50,004,000   |
| JERAL FARM CREDIT BANK | 11/18/14    | 11/13/17      | 0.04     | 0.21   | 25,000,000 | 24,988,794 | 24,990,478           | 24,973,750   |
| EDDIE MAC              | 5/21/13     | 11/21/17      | 2.53     | 0.80   | 50,000,000 | 50,000,000 | 50,000,000           | 49,756,000   |
| EDDIE MAC              | 11/24/14    | 11/24/17      | 2.55     | 0.63   | 25,000,000 | 25,000,000 | 25,000,000           | 25,007,000   |
| EDDIE MAC              | 11/24/14    | 11/24/17      | 2.55     | 0.63   | 11,200,000 | 11,191,600 | 11,192,811           | 11,203,136   |
| RMER MAC               | 12/1/14     | 12/1/17       | 0.00     | 0.35   | 25,000,000 | 25,000,000 | 25,000,000           | 25,042,500   |
| JERAL HOME LOAN BANK   | 12/22/14    | 12/8/17       | 2.56     | 1.13   | 25,000,000 | 24,988,313 | 24,993,659           | 25,163,000   |
| JERAL FARM CREDIT BANK | 12/18/14    | 12/18/17      | 2.59     | 1.13   | 50,000,000 | 50,012,500 | 50,010,972           | 50,244,500   |
| JERAL FARM CREDIT BANK | 12/19/14    | 12/18/17      | 2.59     | 1.13   | 50,000,000 | 49,916,063 | 49,926,447           | 50,244,500   |
| RMER MAC               | 12/22/14    | 12/22/17      | 2.60     | 1.20   | 46,000,000 | 46,000,000 | 46,000,000           | 46,341,320   |
| UNIE MAE               | 12/26/12    | 12/26/17      | 2.63     | 0.80   | 39,000,000 | 39,000,000 | 39,000,000           | 39,030,030   |
| UNIE MAE               | 12/26/12    | 12/26/17      | 2.63     | 0.75   | 29,000,000 | 29,000,000 | 29,000,000           | 29,020,010   |
| EDDIE MAC              | 12/28/12    | 12/28/17      | 2.62     | 1.00   | 50,000,000 | 50,000,000 | 50,000,000           | 49,842,000   |
| EDDIE MAC              | 12/29/14    | 12/29/17      | 2.62     | 1.25   | 25,000,000 | 25,000,000 | 25,000,000           | 25,027,500   |
| RMER MAC               | 1/5/15      | 1/5/18        | 2.67     | 0.34   | 50,000,000 | 50,000,000 | 50,000,000           | 50,044,500   |
| EDDIE MAC              | 1/30/15     | 1/30/18       | 2.73     | 0.50   | 25,000,000 | 25,000,000 | 25,000,000           | 25,000,250   |
| JERAL FARM CREDIT BANK | 2/2/15      | 2/2/18        | 0.01     | 0.23   | 35,000,000 | 34,978,893 | 34,980,588           | 35,009,100   |
| JERAL FARM CREDIT BANK | 11/5/14     | 2/5/18        | 0.01     | 0.22   | 25,000,000 | 25,000,000 | 25,000,000           | 24,999,500   |



# Investment Inventory

## Pooled Fund

| Issuer Name            | Settle   | Maturity | Duration    | Coupon      | Par Value               | Book Value              | Amortized               |                         |
|------------------------|----------|----------|-------------|-------------|-------------------------|-------------------------|-------------------------|-------------------------|
|                        | Date     | Date     |             |             |                         |                         | Book Value              | Market Value            |
| GERAL FARM CREDIT BANK | 11/5/14  | 2/5/18   | 0.01        | 0.22        | 25,000,000              | 24,991,750              | 24,992,979              | 24,999,500              |
| GERAL FARM CREDIT BANK | 11/5/14  | 2/5/18   | 0.01        | 0.22        | 50,000,000              | 49,983,560              | 49,986,009              | 49,999,000              |
| EDDIE MAC              | 2/6/15   | 2/6/18   | 2.74        | 0.75        | 24,900,000              | 24,900,000              | 24,900,000              | 24,900,747              |
| EDDIE MAC              | 2/20/15  | 2/20/18  | 2.78        | 0.75        | 22,000,000              | 22,000,000              | 22,000,000              | 22,004,180              |
| EDDIE MAC              | 2/27/15  | 2/27/18  | 2.80        | 0.50        | 25,000,000              | 25,000,000              | 25,000,000              | 24,997,000              |
| EDDIE MAC              | 2/27/15  | 2/27/18  | 2.80        | 0.50        | 25,000,000              | 25,000,000              | 25,000,000              | 24,997,000              |
| GERAL HOME LOAN BANK   | 2/27/15  | 2/27/18  | 2.79        | 0.85        | 25,000,000              | 25,000,000              | 25,000,000              | 25,010,000              |
| INIE MAE               | 2/26/14  | 2/28/18  | 2.79        | 1.15        | 19,000,000              | 18,877,450              | 18,913,386              | 18,938,820              |
| INIE MAE               | 2/26/14  | 2/28/18  | 2.79        | 1.15        | 8,770,000               | 8,713,434               | 8,730,021               | 8,741,761               |
| EDDIE MAC              | 3/5/15   | 3/5/18   | 2.82        | 0.75        | 25,000,000              | 25,000,000              | 25,000,000              | 25,009,250              |
| EDDIE MAC              | 3/16/15  | 3/16/18  | 2.84        | 1.00        | 50,000,000              | 50,000,000              | 50,000,000              | 50,045,500              |
| EDDIE MAC              | 3/26/15  | 3/26/18  | 2.87        | 1.00        | 25,000,000              | 25,000,000              | 25,000,000              | 25,026,000              |
| EDDIE MAC              | 4/6/15   | 4/6/18   | 2.89        | 1.05        | 25,000,000              | 25,000,000              | 25,000,000              | 25,023,500              |
| EDDIE MAC              | 4/10/15  | 4/10/18  | 2.92        | 0.63        | 25,000,000              | 25,000,000              | 25,000,000              | 25,008,000              |
| GERAL FARM CREDIT BANK | 4/16/15  | 4/16/18  | 0.04        | 0.23        | 50,000,000              | 49,992,422              | 49,992,525              | 49,973,000              |
| EDDIE MAC              | 4/17/15  | 4/17/18  | 2.94        | 0.63        | 25,000,000              | 25,000,000              | 25,000,000              | 25,006,000              |
| RMER MAC               | 5/3/13   | 5/3/18   | 2.97        | 0.88        | 24,600,000              | 24,600,000              | 24,600,000              | 24,637,146              |
| GERAL HOME LOAN BANK   | 5/7/13   | 5/7/18   | 2.99        | 0.75        | 25,000,000              | 25,000,000              | 25,000,000              | 25,002,250              |
| GERAL FARM CREDIT BANK | 5/23/13  | 5/14/18  | 2.99        | 0.88        | 10,000,000              | 9,934,600               | 9,960,083               | 9,904,300               |
| INIE MAE               | 5/23/13  | 5/21/18  | 3.01        | 0.88        | 25,000,000              | 24,786,500              | 24,869,372              | 24,881,000              |
| GERAL HOME LOAN BANK   | 5/22/13  | 5/22/18  | 3.04        | 0.50        | 50,000,000              | 50,000,000              | 50,000,000              | 50,007,500              |
| GERAL HOME LOAN BANK   | 3/27/15  | 6/25/18  | 3.13        | 0.50        | 4,000,000               | 4,000,111               | 4,000,111               | 4,005,160               |
| EDDIE MAC              | 4/17/14  | 7/17/18  | 3.13        | 1.64        | 25,000,000              | 25,000,000              | 25,000,000              | 25,072,500              |
| EDDIE MAC              | 1/27/15  | 7/27/18  | 3.20        | 0.75        | 25,000,000              | 25,000,000              | 25,000,000              | 25,012,500              |
| EDDIE MAC              | 1/30/15  | 7/30/18  | 3.20        | 1.00        | 25,000,000              | 25,000,000              | 25,000,000              | 25,030,250              |
| GERAL HOME LOAN BANK   | 3/18/15  | 9/18/18  | 3.32        | 1.33        | 15,000,000              | 15,000,000              | 15,000,000              | 15,021,600              |
| EDDIE MAC              | 4/24/15  | 10/24/18 | 3.43        | 1.00        | 50,000,000              | 49,985,000              | 49,985,082              | 50,037,500              |
| RMER MAC               | 3/3/15   | 12/3/18  | 0.09        | 0.40        | 50,000,000              | 50,000,000              | 50,000,000              | 50,142,500              |
| RMER MAC               | 3/3/15   | 12/3/18  | 0.09        | 0.38        | 50,000,000              | 50,000,000              | 50,000,000              | 50,107,000              |
| EDDIE MAC              | 12/10/13 | 12/10/18 | 3.55        | 0.88        | 50,000,000              | 50,000,000              | 50,000,000              | 50,232,000              |
| EDDIE MAC              | 12/18/13 | 12/18/18 | 3.53        | 1.50        | 25,000,000              | 25,000,000              | 25,000,000              | 25,044,750              |
| INIE MAE               | 12/30/14 | 12/28/18 | 3.55        | 1.63        | 15,000,000              | 15,000,000              | 15,000,000              | 15,108,450              |
| GERAL HOME LOAN BANK   | 4/2/15   | 4/2/19   | 0.17        | 0.42        | 50,000,000              | 50,000,000              | 50,000,000              | 49,801,500              |
| RMER MAC               | 11/3/14  | 5/3/19   | 0.01        | 0.49        | 25,000,000              | 25,000,000              | 25,000,000              | 25,000,000              |
| RMER MAC               | 8/12/14  | 8/12/19  | 0.03        | 0.38        | 50,000,000              | 50,000,000              | 50,000,000              | 50,036,000              |
| INIE MAE               | 11/21/14 | 10/9/19  | 4.44        | 0.00        | 29,675,000              | 26,700,081              | 26,968,708              | 27,249,069              |
| INIE MAE               | 11/24/14 | 10/9/19  | 4.44        | 0.00        | 25,000,000              | 22,498,750              | 22,720,771              | 22,956,250              |
| INIE MAE               | 11/24/14 | 10/9/19  | 4.44        | 0.00        | 10,000,000              | 9,005,200               | 9,093,502               | 9,182,500               |
| RMER MAC               | 12/2/14  | 12/2/19  | 0.09        | 0.38        | 50,000,000              | 50,000,000              | 50,000,000              | 50,030,000              |
| GERAL HOME LOAN BANK   | 3/18/15  | 3/18/20  | 4.75        | 1.25        | 25,000,000              | 25,000,000              | 25,000,000              | 25,034,250              |
| EDDIE MAC              | 3/25/15  | 3/25/20  | 4.73        | 1.63        | 15,000,000              | 15,000,000              | 15,000,000              | 15,029,550              |
|                        |          |          | <b>1.49</b> | <b>0.87</b> | <b>\$ 4,446,088,000</b> | <b>\$ 4,448,757,659</b> | <b>\$ 4,445,769,021</b> | <b>\$ 4,455,645,953</b> |

# Investment Inventory

## Pooled Fund

| Issuer Name                 | Settle Date | Maturity Date | Duration    | Coupon      | Par Value             | Book Value            | Amortized Book Value  | Market Value          |
|-----------------------------|-------------|---------------|-------------|-------------|-----------------------|-----------------------|-----------------------|-----------------------|
| IV OF CALIFORNIA CA REVENUE | 3/14/13     | 5/15/15       | 0.04        | 0.39        | \$ 5,000,000          | \$ 5,000,000          | \$ 5,000,000          | \$ 5,000,250          |
| _IFORNIA ST                 | 4/29/15     | 6/22/15       | 0.15        | 1.50        | 11,500,000            | 11,626,372            | 11,625,508            | 11,522,310            |
| S ANGELES CA                | 4/29/15     | 6/25/15       | 0.15        | 1.50        | 50,000,000            | 50,709,083            | 50,705,329            | 50,102,500            |
| S ANGELES CA                | 4/30/15     | 6/25/15       | 0.15        | 1.50        | 50,000,000            | 50,709,167            | 50,707,292            | 50,102,500            |
| _IFORNIA ST                 | 8/19/14     | 11/1/15       | 0.49        | 3.95        | 5,000,000             | 5,215,300             | 5,090,240             | 5,085,050             |
| W YORK NY                   | 4/1/13      | 12/1/15       | 0.57        | 5.13        | 12,255,000            | 13,700,477            | 12,572,589            | 12,584,537            |
| _IFORNIA ST                 | 3/27/13     | 2/1/16        | 0.75        | 1.05        | 11,000,000            | 11,037,180            | 11,009,858            | 11,041,140            |
| _IFORNIA ST                 | 12/19/14    | 2/1/16        | 0.75        | 1.05        | 7,000,000             | 7,044,310             | 7,029,901             | 7,026,180             |
| _IFORNIA ST                 | 3/31/15     | 2/1/16        | 0.75        | 1.05        | 21,000,000            | 21,150,150            | 21,138,699            | 21,078,540            |
| IV OF CALIFORNIA CA REVENUE | 4/10/14     | 5/15/16       | 1.04        | 0.63        | 2,500,000             | 2,500,000             | 2,500,000             | 2,501,125             |
| NTEREY PENINSULA CA CMNTY   | 4/7/13      | 8/1/16        | 1.25        | 0.98        | 2,670,000             | 2,670,000             | 2,670,000             | 2,681,508             |
| _IFORNIA ST                 | 12/9/14     | 11/1/16       | 1.49        | 0.75        | 44,000,000            | 44,059,033            | 44,049,500            | 43,970,960            |
| IV OF CALIFORNIA CA REVENUE | 4/10/14     | 5/15/17       | 2.01        | 1.22        | 3,250,000             | 3,250,000             | 3,250,000             | 3,263,130             |
| _IFORNIA ST                 | 11/5/13     | 11/1/17       | 2.44        | 1.75        | 16,500,000            | 16,558,905            | 16,536,993            | 16,723,905            |
| _IFORNIA ST                 | 11/25/14    | 11/1/17       | 2.46        | 1.25        | 50,000,000            | 50,121,500            | 50,103,706            | 50,067,000            |
| _IFORNIA ST                 | 12/22/14    | 11/1/17       | 2.46        | 1.25        | 5,000,000             | 5,009,238             | 5,008,671             | 5,006,700             |
| ISSISSIPPI ST               | 4/23/15     | 10/1/19       | 3.98        | 6.09        | 8,500,000             | 10,249,139            | 10,240,668            | 10,146,195            |
|                             |             |               | <b>1.14</b> | <b>1.61</b> | <b>\$ 305,175,000</b> | <b>\$ 310,609,854</b> | <b>\$ 309,238,953</b> | <b>\$ 307,903,530</b> |
| ANS-PAC NATIONAL BK         | 3/20/15     | 3/21/16       | 0.89        | 0.58        | \$ 240,000            | \$ 240,000            | \$ 240,000            | \$ 240,000            |
| BK OF SAN FRANCISCO         | 4/9/15      | 4/11/16       | 0.95        | 0.56        | 240,000               | 240,000               | 240,000               | 240,000               |
|                             |             |               | <b>0.47</b> | <b>0.28</b> | <b>\$ 480,000</b>     | <b>\$ 480,000</b>     | <b>\$ 480,000</b>     | <b>\$ 480,000</b>     |
| YAL BANK OF CANADA NY       | 5/19/14     | 6/25/15       | 0.15        | 0.37        | \$ 5,500,000          | \$ 5,497,250          | \$ 5,499,624          | \$ 5,499,328          |
| YAL BANK OF CANADA NY       | 9/16/14     | 3/10/16       | 0.03        | 0.35        | 25,000,000            | 25,000,000            | 25,000,000            | 24,988,199            |
| YAL BANK OF CANADA NY       | 4/8/15      | 4/8/16        | 0.02        | 0.30        | 100,000,000           | 100,000,000           | 100,000,000           | 99,904,403            |
| .STPAC BANKING CORP NY      | 4/24/14     | 4/25/16       | 0.24        | 0.43        | 25,000,000            | 25,000,000            | 25,000,000            | 24,986,752            |
| .STPAC BANKING CORP NY      | 4/24/14     | 4/25/16       | 0.07        | 0.40        | 50,000,000            | 50,000,000            | 50,000,000            | 49,960,867            |
| VK OF NOVA SCOTIA HOUS      | 5/9/14      | 5/9/16        | 0.03        | 0.45        | 25,000,000            | 24,989,525            | 24,994,641            | 24,994,800            |
| VK OF MONTREAL CHICAGO      | 2/12/15     | 8/12/16       | 0.03        | 0.42        | 25,000,000            | 25,000,000            | 25,000,000            | 24,990,450            |
| VK OF NOVA SCOTIA HOUS      | 9/25/14     | 9/23/16       | 0.15        | 0.46        | 50,000,000            | 50,000,000            | 50,000,000            | 49,962,250            |
| VK OF MONTREAL CHICAGO      | 3/31/15     | 9/23/16       | 0.07        | 0.44        | 50,000,000            | 50,000,000            | 50,000,000            | 50,011,500            |
| VK OF MONTREAL CHICAGO      | 3/31/15     | 9/23/16       | 0.07        | 0.44        | 25,000,000            | 25,000,000            | 25,000,000            | 25,005,750            |
| VK OF NOVA SCOTIA HOUS      | 10/7/14     | 10/7/16       | 0.19        | 0.47        | 50,000,000            | 50,000,000            | 50,000,000            | 49,981,700            |
| VK OF MONTREAL CHICAGO      | 4/7/15      | 10/7/16       | 0.02        | 0.44        | 50,000,000            | 50,000,000            | 50,000,000            | 49,868,000            |
| YAL BANK OF CANADA NY       | 12/15/14    | 12/15/16      | 0.13        | 0.45        | 100,000,000           | 100,000,000           | 100,000,000           | 100,147,500           |
| VK OF NOVA SCOTIA HOUS      | 2/23/15     | 2/23/17       | 0.07        | 0.54        | 25,000,000            | 25,000,000            | 25,000,000            | 24,995,300            |
| VK OF NOVA SCOTIA HOUS      | 2/23/15     | 2/23/17       | 0.07        | 0.54        | 25,000,000            | 25,000,000            | 25,000,000            | 24,995,300            |
| VK OF NOVA SCOTIA HOUS      | 9/25/14     | 9/25/17       | 0.15        | 0.54        | 50,000,000            | 50,000,000            | 50,000,000            | 49,972,950            |
|                             |             |               | <b>0.09</b> | <b>0.43</b> | <b>\$ 680,500,000</b> | <b>\$ 680,486,775</b> | <b>\$ 680,494,264</b> | <b>\$ 680,265,048</b> |
| VK TOKYO-MIT UFJ NY         | 4/27/15     | 5/4/15        | 0.00        | 0.00        | \$ 100,000,000        | \$ 99,997,083         | \$ 99,997,083         | \$ 99,998,750         |
| VK TOKYO-MIT UFJ NY         | 4/28/15     | 5/5/15        | 0.00        | 0.00        | 100,000,000           | 99,997,083            | 99,997,083            | 99,998,333            |
| VK TOKYO-MIT UFJ NY         | 4/29/15     | 5/6/15        | 0.02        | 0.00        | 100,000,000           | 99,997,083            | 99,997,083            | 99,997,917            |
| RCK & CO INC                | 4/30/15     | 5/26/15       | 0.07        | 0.00        | 80,000,000            | 79,995,956            | 79,995,956            | 79,991,667            |
| NERAL ELEC CAP CORP         | 4/9/15      | 6/11/15       | 0.12        | 0.00        | 10,000,000            | 9,997,725             | 9,997,725             | 9,998,292             |
| ONTONTO DOMINION HDG USA    | 4/9/15      | 6/30/15       | 0.17        | 0.00        | 100,000,000           | 99,968,111            | 99,968,111            | 99,968,333            |
|                             |             |               | <b>0.03</b> | <b>0.00</b> | <b>\$ 490,000,000</b> | <b>\$ 489,953,042</b> | <b>\$ 489,953,042</b> | <b>\$ 489,953,292</b> |

# Investment Inventory

## Pooled Fund

| Issuer Name                       | Settle Date | Maturity Date | Duration    | Coupon      | Par Value               | Book Value              | Amortized Book Value    | Market Value            |
|-----------------------------------|-------------|---------------|-------------|-------------|-------------------------|-------------------------|-------------------------|-------------------------|
| NEW YORK LIFE GLOBAL FDG          | 9/22/14     | 5/4/15        | 0.00        | 3.00        | \$ 5,000,000            | \$ 5,084,250            | \$ 5,001,128            | \$ 5,000,000            |
| ICI CORP                          | 12/19/13    | 5/11/15       | 0.03        | 0.75        | 5,425,000               | 5,460,859               | 5,425,706               | 5,425,434               |
| GENERAL ELECTRIC CAP CORP         | 8/19/13     | 7/2/15        | 0.17        | 1.63        | 5,000,000               | 5,075,250               | 5,006,841               | 5,010,800               |
| GENERAL ELECTRIC CAP CORP         | 11/25/13    | 7/9/15        | 0.19        | 1.02        | 8,565,000               | 8,624,955               | 8,572,000               | 8,575,621               |
| YOTA MOTOR CREDIT CORP            | 11/15/13    | 7/17/15       | 0.21        | 0.88        | 10,000,000              | 10,072,000              | 10,009,103              | 10,012,400              |
| YOTA MOTOR CREDIT CORP            | 3/4/14      | 7/17/15       | 0.21        | 0.88        | 6,100,000               | 6,147,885               | 6,107,374               | 6,107,564               |
| MICROSOFT CORP                    | 10/30/13    | 9/25/15       | 0.41        | 1.63        | 3,186,000               | 3,260,266               | 3,201,708               | 3,202,503               |
| STPAC BANKING CORP                | 9/15/14     | 9/25/15       | 0.41        | 1.13        | 10,152,000              | 10,232,201              | 10,183,439              | 10,182,151              |
| GENERAL ELECTRIC CO               | 3/5/14      | 10/9/15       | 0.44        | 0.85        | 10,000,000              | 10,069,000              | 10,019,055              | 10,022,100              |
| GENERAL ELECTRIC CO               | 5/7/14      | 10/9/15       | 0.44        | 0.85        | 8,000,000               | 8,043,680               | 8,013,524               | 8,017,680               |
| GENERAL ELECTRIC CO               | 5/19/14     | 10/9/15       | 0.44        | 0.85        | 9,300,000               | 9,358,311               | 9,318,480               | 9,320,553               |
| BANK OF MONTREAL                  | 3/27/14     | 11/6/15       | 0.52        | 0.80        | 8,500,000               | 8,532,470               | 8,510,419               | 8,517,935               |
| GENERAL ELECTRIC CAP CORP         | 5/12/14     | 11/9/15       | 0.52        | 2.25        | 7,000,000               | 7,183,890               | 7,064,665               | 7,068,390               |
| ROYAL BANK OF CANADA              | 3/7/14      | 11/15/15      | 0.54        | 1.80        | 23,025,000              | 23,588,652              | 23,205,588              | 23,202,523              |
| ROYAL BANK OF CANADA              | 3/12/14     | 11/15/15      | 0.54        | 1.80        | 10,000,000              | 10,231,900              | 10,074,904              | 10,077,100              |
| ICI CORP                          | 2/11/14     | 1/5/16        | 0.68        | 2.00        | 19,579,000              | 20,139,743              | 19,780,479              | 19,784,384              |
| JPMORGAN CHASE & CO               | 2/11/15     | 1/15/16       | 0.70        | 2.60        | 12,836,000              | 13,079,085              | 13,027,903              | 12,999,274              |
| TOKYO-MITSUBISHI UFJ              | 3/17/14     | 2/26/16       | 0.07        | 0.71        | 10,000,000              | 10,035,800              | 10,015,156              | 10,010,500              |
| GENERAL ELECTRIC CAP CORP         | 5/19/14     | 5/11/16       | 0.03        | 0.46        | 17,689,000              | 17,703,328              | 17,696,451              | 17,721,902              |
| GENERAL ELECTRIC CAP CORP         | 3/23/15     | 7/12/16       | 0.20        | 0.93        | 27,651,000              | 27,853,609              | 27,837,043              | 27,846,769              |
| GENERAL ELECTRIC CAP CORP         | 4/1/15      | 7/12/16       | 0.20        | 0.93        | 18,194,000              | 18,324,486              | 18,316,121              | 18,322,814              |
| BANK OF NOVA SCOTIA               | 2/13/15     | 7/15/16       | 1.20        | 1.38        | 16,483,000              | 16,639,415              | 16,618,784              | 16,615,523              |
| ROYAL BANK OF CANADA              | 12/15/14    | 9/9/16        | 0.11        | 0.72        | 18,930,000              | 19,016,132              | 18,997,519              | 19,005,720              |
| ROYAL BANK OF CANADA              | 3/2/15      | 9/9/16        | 0.11        | 0.72        | 24,000,000              | 24,103,620              | 24,092,458              | 24,096,000              |
| YOTA MOTOR CREDIT CORP            | 9/23/14     | 9/23/16       | 0.15        | 0.36        | 50,000,000              | 50,000,000              | 50,000,000              | 49,997,000              |
| YOTA MOTOR CREDIT CORP            | 9/25/14     | 9/23/16       | 0.15        | 0.37        | 47,500,000              | 47,500,000              | 47,500,000              | 47,513,300              |
| YOTA MOTOR CREDIT CORP            | 12/9/14     | 9/23/16       | 0.15        | 0.36        | 14,150,000              | 14,145,331              | 14,146,352              | 14,149,151              |
| YOTA MOTOR CREDIT CORP            | 2/11/15     | 9/23/16       | 0.15        | 0.36        | 28,150,000              | 28,142,963              | 28,143,905              | 28,148,311              |
| STPAC BANKING CORP                | 10/10/14    | 10/7/16       | 0.02        | 0.43        | 50,000,000              | 50,000,000              | 50,000,000              | 49,999,800              |
| YOTA MOTOR CREDIT CORP            | 4/14/15     | 10/14/16      | 0.21        | 0.38        | 50,000,000              | 50,000,000              | 50,000,000              | 49,986,000              |
| GENERAL ELECTRIC CAP CORP         | 1/9/15      | 1/9/17        | 0.19        | 0.55        | 20,000,000              | 20,000,000              | 20,000,000              | 20,052,400              |
| GENERAL ELECTRIC CAP CORP         | 4/1/15      | 2/15/17       | 0.04        | 0.43        | 4,948,000               | 4,945,279               | 4,945,509               | 4,953,492               |
| GENERAL ELECTRIC CAP CORP         | 4/8/15      | 2/15/17       | 0.04        | 0.43        | 3,791,000               | 3,791,386               | 3,791,450               | 3,795,208               |
| YOTA MOTOR CREDIT CORP            | 2/20/15     | 2/16/17       | 0.05        | 0.45        | 50,000,000              | 50,000,000              | 50,000,000              | 50,008,500              |
| YOTA MOTOR CREDIT CORP            | 4/14/15     | 2/16/17       | 0.05        | 0.45        | 10,000,000              | 10,012,934              | 10,012,775              | 10,001,700              |
|                                   |             |               | <b>0.23</b> | <b>0.79</b> | <b>\$ 623,154,000</b>   | <b>\$ 626,398,678</b>   | <b>\$ 624,635,839</b>   | <b>\$ 624,750,502</b>   |
| WELLS FARGO INSTITUTIONAL         | 12/31/12    | 5/1/15        | 0.00        | 0.04        | \$ 200,095,730          | \$ 200,095,730          | \$ 200,095,730          | \$ 200,095,730          |
| BLACKROCK LIQUIDITY FUNDS T-FI    | 1/15/13     | 5/1/15        | 0.00        | 0.01        | 5,001,535               | 5,001,535               | 5,001,535               | 5,001,535               |
| WELLS FARGO INSTITUTIONAL MONEY M | 6/20/13     | 5/1/15        | 0.00        | 0.01        | 5,003,961               | 5,003,961               | 5,003,961               | 5,003,961               |
|                                   |             |               | <b>0.00</b> | <b>0.04</b> | <b>\$ 210,101,226</b>   | <b>\$ 210,101,226</b>   | <b>\$ 210,101,226</b>   | <b>\$ 210,101,226</b>   |
|                                   |             |               | <b>1.08</b> | <b>0.78</b> | <b>\$ 7,230,498,226</b> | <b>\$ 7,238,940,554</b> | <b>\$ 7,235,155,466</b> | <b>\$ 7,247,448,300</b> |

# Monthly Investment Earnings

## Pooled Fund

| Tr Name               | Par Value             | Coupon | YTM <sup>1</sup> | Settle Date | Maturity Date | Earned Interest   | Amort. Expense     | Realized Gain/(Loss) | Earned Income /Net Earnings |
|-----------------------|-----------------------|--------|------------------|-------------|---------------|-------------------|--------------------|----------------------|-----------------------------|
| REASURY N/B           | \$ 25,000,000         | 1.25   | 0.61             | 12/23/11    | 10/31/15      | \$ 25,884         | \$ (12,984)        | \$ -                 | \$ 12,900                   |
| REASURY N/B           | 50,000,000            | 1.38   | 1.58             | 12/16/10    | 11/30/15      | 56,662            | 7,964              | -                    | 64,626                      |
| REASURY N/B           | 50,000,000            | 1.38   | 2.00             | 12/23/10    | 11/30/15      | 56,662            | 24,308             | -                    | 80,971                      |
| REASURY N/B           | 50,000,000            | 1.38   | 1.58             | 12/16/10    | 11/30/15      | 56,662            | 7,964              | -                    | 64,626                      |
| REASURY N/B           | 75,000,000            | 1.00   | 1.05             | 10/11/11    | 9/30/16       | 61,475            | 2,807              | -                    | 64,282                      |
| REASURY N/B           | 25,000,000            | 1.00   | 0.74             | 12/26/13    | 10/31/16      | 20,707            | (5,296)            | -                    | 15,411                      |
| REASURY N/B           | 25,000,000            | 0.88   | 0.67             | 2/25/14     | 12/31/16      | 18,128            | (4,197)            | -                    | 13,931                      |
| REASURY N/B           | 75,000,000            | 0.88   | 0.94             | 3/14/12     | 2/28/17       | 53,499            | 3,783              | -                    | 57,282                      |
| REASURY N/B           | 25,000,000            | 0.88   | 1.21             | 3/21/12     | 2/28/17       | 17,833            | 6,655              | -                    | 24,488                      |
| REASURY N/B           | 25,000,000            | 0.88   | 1.21             | 3/21/12     | 2/28/17       | 17,833            | 6,655              | -                    | 24,488                      |
| REASURY N/B           | 50,000,000            | 1.00   | 1.07             | 4/4/12      | 3/31/17       | 40,984            | 2,701              | -                    | 43,685                      |
| REASURY N/B           | -                     | 0.63   | 0.69             | 9/17/12     | 8/31/17       | 28,533            | (98,378)           | 84,375               | 14,530                      |
|                       | <b>\$ 475,000,000</b> |        |                  |             |               | <b>\$ 454,861</b> | <b>\$ (58,018)</b> | <b>\$ 84,375</b>     | <b>\$ 481,218</b>           |
| ERAL FARM CREDIT BANK | \$ 50,000,000         | 0.19   | 0.54             | 6/8/12      | 5/14/15       | \$ 7,782          | \$ 407             | \$ -                 | \$ 8,188                    |
| ERAL FARM CREDIT BANK | 50,000,000            | 0.20   | 0.35             | 12/5/12     | 6/22/15       | 8,143             | 410                | -                    | 8,553                       |
| MER MAC               | 15,000,000            | 2.38   | 0.32             | 11/22/13    | 7/22/15       | 29,688            | (25,273)           | -                    | 4,415                       |
| ERAL FARM CREDIT BANK | -                     | 0.17   | 0.22             | 8/5/13      | 8/5/15        | 6,551             | (10,342)           | 21,464               | 17,673                      |
| ERAL HOME LOAN BANK   | 9,000,000             | 0.38   | 0.28             | 12/12/13    | 8/28/15       | 2,813             | (679)              | -                    | 2,133                       |
| DDIE MAC              | 50,000,000            | 1.75   | 2.17             | 12/15/10    | 9/10/15       | 72,917            | 16,474             | -                    | 89,391                      |
| ERAL HOME LOAN BANK   | 75,000,000            | 1.75   | 2.31             | 12/15/10    | 9/11/15       | 109,375           | 24,489             | -                    | 133,864                     |
| MER MAC               | 45,000,000            | 2.13   | 2.17             | 9/15/10     | 9/15/15       | 79,688            | 1,397              | -                    | 81,085                      |
| ERAL FARM CREDIT BANK | 16,200,000            | 0.19   | 0.21             | 4/24/13     | 9/18/15       | 2,470             | 66                 | -                    | 2,536                       |
| NIE MAE               | 25,000,000            | 2.00   | 1.08             | 10/14/11    | 9/21/15       | 41,667            | (18,380)           | -                    | 23,287                      |
| ERAL FARM CREDIT BANK | 27,953,000            | 0.21   | 0.31             | 11/30/12    | 9/22/15       | 4,669             | 347                | -                    | 5,016                       |
| NIE MAE               | 25,000,000            | 1.63   | 2.22             | 12/15/10    | 10/26/15      | 33,854            | 11,529             | -                    | 45,383                      |
| NIE MAE               | 42,000,000            | 1.63   | 2.19             | 12/23/10    | 10/26/15      | 56,875            | 18,251             | -                    | 75,126                      |
| ERAL FARM CREDIT BANK | 25,000,000            | 1.50   | 2.20             | 12/15/10    | 11/16/15      | 31,250            | 13,573             | -                    | 44,823                      |
| ERAL FARM CREDIT BANK | 25,000,000            | 0.18   | 0.20             | 5/8/13      | 11/19/15      | 3,723             | 97                 | -                    | 3,821                       |
| ERAL HOME LOAN BANK   | 50,000,000            | 1.88   | 1.93             | 12/14/10    | 12/11/15      | 78,125            | 2,115              | -                    | 80,240                      |
| ERAL HOME LOAN BANK   | 25,000,000            | 1.88   | 1.89             | 12/3/10     | 12/11/15      | 39,063            | 294                | -                    | 39,357                      |
| ERAL FARM CREDIT BANK | -                     | 0.18   | 0.18             | 12/12/13    | 1/20/16       | 3,667             | -                  | 11,822               | 15,489                      |
| ERAL HOME LOAN BANK   | 25,000,000            | 0.25   | 0.25             | 12/29/14    | 1/29/16       | 5,208             | -                  | -                    | 5,208                       |
| ERAL HOME LOAN BANK   | 22,200,000            | 1.00   | 0.82             | 4/13/12     | 3/11/16       | 18,500            | (3,311)            | -                    | 15,189                      |
| ERAL HOME LOAN BANK   | 14,000,000            | 3.13   | 0.41             | 12/12/13    | 3/11/16       | 36,458            | (31,039)           | -                    | 5,419                       |
| ERAL FARM CREDIT BANK | 25,000,000            | 1.05   | 0.82             | 4/12/12     | 3/28/16       | 21,875            | (4,580)            | -                    | 17,295                      |
| NIE MAE               | 25,000,000            | 0.50   | 0.46             | 12/13/13    | 3/30/16       | 10,417            | (797)              | -                    | 9,620                       |
| MER MAC               | 50,000,000            | 0.18   | 0.18             | 4/1/13      | 4/1/16        | 7,469             | -                  | -                    | 7,469                       |
| ERAL HOME LOAN BANK   | 20,000,000            | 0.81   | 0.82             | 4/18/12     | 4/18/16       | 13,500            | 160                | -                    | 13,660                      |
| ERAL FARM CREDIT BANK | 22,650,000            | 0.65   | 0.48             | 11/20/13    | 5/9/16        | 12,269            | (3,213)            | -                    | 9,056                       |
| ERAL FARM CREDIT BANK | 50,000,000            | 0.21   | 0.22             | 1/15/14     | 6/2/16        | 8,588             | 287                | -                    | 8,875                       |
| MER MAC               | 10,000,000            | 0.90   | 0.90             | 2/9/12      | 6/9/16        | 7,500             | -                  | -                    | 7,500                       |
| ERAL HOME LOAN BANK   | 28,000,000            | 2.13   | 0.39             | 10/23/14    | 6/10/16       | 49,583            | (39,789)           | -                    | 9,795                       |
| ERAL HOME LOAN BK IL  | 16,925,000            | 5.63   | 0.65             | 5/20/13     | 6/13/16       | 79,336            | (68,247)           | -                    | 11,089                      |
| ERAL HOME LOAN BK IL  | 14,195,000            | 5.63   | 0.77             | 5/30/13     | 6/13/16       | 66,539            | (55,786)           | -                    | 10,753                      |
| ERAL HOME LOAN BK IL  | 8,620,000             | 5.63   | 0.62             | 9/4/14      | 6/13/16       | 40,406            | (35,218)           | -                    | 5,188                       |
| ERAL FARM CREDIT BANK | 50,000,000            | 0.52   | 0.44             | 2/11/14     | 6/17/16       | 21,667            | (2,170)            | -                    | 19,496                      |
| ERAL HOME LOAN BANK   | 25,000,000            | 0.50   | 0.50             | 3/24/14     | 6/24/16       | 10,417            | -                  | -                    | 10,417                      |
| NIE MAE               | 50,000,000            | 0.38   | 0.59             | 3/25/14     | 7/5/16        | 15,625            | 8,892              | -                    | 24,517                      |
| MER MAC               | 15,000,000            | 2.00   | 2.09             | 7/27/11     | 7/27/16       | 25,000            | 1,071              | -                    | 26,071                      |

# Monthly Investment Earnings

## Pooled Fund

| Issuer Name           | Par Value  | Coupon | YTM <sup>1</sup> | Settle Date | Maturity Date | Earned Interest | Amort. Expense | Realized Gain/(Loss) | Earned Income /Net Earnings |
|-----------------------|------------|--------|------------------|-------------|---------------|-----------------|----------------|----------------------|-----------------------------|
| MER MAC               | 14,100,000 | 2.00   | 0.63             | 3/26/13     | 7/27/16       | 23,500          | (15,633)       | -                    | 7,867                       |
| MER MAC               | 11,900,000 | 2.00   | 0.62             | 3/26/13     | 7/27/16       | 19,833          | (13,302)       | -                    | 6,532                       |
| MER MAC               | 20,000,000 | 2.00   | 0.61             | 3/26/14     | 7/27/16       | 33,333          | (22,600)       | -                    | 10,733                      |
| DDIE MAC              | 15,000,000 | 0.65   | 0.56             | 11/20/14    | 7/29/16       | 8,125           | (1,094)        | -                    | 7,031                       |
| NIE MAE               | 50,000,000 | 0.63   | 0.52             | 3/17/14     | 8/26/16       | 26,042          | (4,191)        | -                    | 21,850                      |
| MER MAC               | 7,000,000  | 1.50   | 0.70             | 10/29/13    | 9/1/16        | 8,750           | (4,516)        | -                    | 4,234                       |
| ERAL HOME LOAN BANK   | 25,000,000 | 2.00   | 1.39             | 10/11/11    | 9/9/16        | 41,667          | (12,157)       | -                    | 29,510                      |
| ERAL HOME LOAN BANK   | 25,000,000 | 2.00   | 0.55             | 11/5/14     | 9/9/16        | 41,667          | (29,471)       | -                    | 12,195                      |
| ERAL FARM CREDIT BANK | 50,000,000 | 0.20   | 0.21             | 3/14/14     | 9/14/16       | 8,199           | 209            | -                    | 8,408                       |
| DDIE MAC              | 25,000,000 | 0.60   | 0.60             | 3/26/14     | 9/26/16       | 12,500          | -              | -                    | 12,500                      |
| ERAL HOME LOAN BANK   | 25,000,000 | 1.13   | 0.80             | 1/9/15      | 9/28/16       | 23,438          | (15,744)       | -                    | 7,693                       |
| DDIE MAC              | -          | 0.75   | 0.72             | 12/14/12    | 10/5/16       | 6,250           | 70,912         | (71,250)             | 5,912                       |
| ERAL FARM CREDIT BANK | 25,000,000 | 0.20   | 0.22             | 4/11/14     | 10/11/16      | 4,142           | 205            | -                    | 4,348                       |
| ERAL HOME LOAN BANK   | 5,000,000  | 1.13   | 0.51             | 10/23/14    | 10/11/16      | 4,708           | (2,512)        | -                    | 2,197                       |
| DDIE MAC              | 25,000,000 | 0.88   | 0.57             | 3/3/14      | 10/14/16      | 18,229          | (6,284)        | -                    | 11,945                      |
| ERAL HOME LOAN BANK   | 40,000,000 | 0.63   | 0.58             | 11/3/14     | 10/14/16      | 20,833          | (1,350)        | -                    | 19,483                      |
| NIE MAE               | 18,000,000 | 1.50   | 0.84             | 11/4/13     | 11/4/16       | 22,500          | (14,402)       | -                    | 8,098                       |
| DDIE MAC              | 25,000,000 | 0.60   | 0.60             | 11/17/14    | 11/17/16      | 12,500          | -              | -                    | 12,500                      |
| ERAL HOME LOAN BANK   | 25,000,000 | 0.63   | 0.64             | 11/17/14    | 11/23/16      | 13,021          | 407            | -                    | 13,428                      |
| ERAL HOME LOAN BANK   | 23,100,000 | 0.57   | 0.57             | 11/30/12    | 11/30/16      | 10,973          | (90)           | -                    | 10,882                      |
| ERAL HOME LOAN BANK   | 25,000,000 | 1.63   | 0.65             | 12/4/14     | 12/9/16       | 33,854          | (19,840)       | -                    | 14,014                      |
| ERAL HOME LOAN BANK   | 25,000,000 | 1.63   | 0.72             | 12/12/14    | 12/9/16       | 33,854          | (18,441)       | -                    | 15,413                      |
| ERAL HOME LOAN BANK   | 25,000,000 | 1.63   | 0.64             | 11/6/14     | 12/9/16       | 33,854          | (20,144)       | -                    | 13,710                      |
| ERAL HOME LOAN BANK   | 20,500,000 | 0.70   | 0.70             | 3/19/14     | 12/19/16      | 11,958          | 61             | -                    | 12,019                      |
| ERAL HOME LOAN BANK   | 13,500,000 | 0.63   | 0.63             | 12/28/12    | 12/28/16      | 7,031           | -              | -                    | 7,031                       |
| ERAL HOME LOAN BANK   | 9,000,000  | 0.63   | 0.63             | 12/28/12    | 12/28/16      | 4,688           | -              | -                    | 4,688                       |
| DDIE MAC              | 50,000,000 | 0.78   | 0.78             | 12/29/14    | 12/29/16      | 32,500          | -              | -                    | 32,500                      |
| ERAL HOME LOAN BANK   | 8,000,000  | 0.75   | 0.75             | 12/30/14    | 12/30/16      | 5,000           | -              | -                    | 5,000                       |
| ERAL HOME LOAN BANK   | 50,000,000 | 0.75   | 0.75             | 12/30/14    | 12/30/16      | 31,250          | -              | -                    | 31,250                      |
| DDIE MAC              | 50,000,000 | 0.60   | 0.60             | 1/3/13      | 1/3/17        | 25,000          | -              | -                    | 25,000                      |
| ERAL FARM CREDIT BANK | 14,000,000 | 0.58   | 0.58             | 12/20/12    | 1/12/17       | 6,767           | -              | -                    | 6,767                       |
| MER MAC               | 49,500,000 | 1.01   | 1.02             | 5/4/12      | 1/17/17       | 41,663          | 432            | -                    | 42,094                      |
| DDIE MAC              | -          | 0.90   | 0.90             | 1/30/15     | 1/30/17       | 18,125          | -              | -                    | 18,125                      |
| ERAL FARM CREDIT BANK | 50,000,000 | 0.17   | 0.19             | 12/12/14    | 1/30/17       | 6,796           | 715            | -                    | 7,512                       |
| ERAL HOME LOAN BANK   | 67,780,000 | 1.00   | 0.72             | 1/10/13     | 2/13/17       | 56,483          | (15,380)       | -                    | 41,103                      |
| ERAL HOME LOAN BANK   | 30,000,000 | 0.80   | 0.87             | 2/27/15     | 2/27/17       | 20,000          | 1,674          | -                    | 21,674                      |
| ERAL HOME LOAN BANK   | 19,500,000 | 0.80   | 0.87             | 2/27/15     | 2/27/17       | 13,000          | 1,088          | -                    | 14,088                      |
| ERAL FARM CREDIT BANK | 50,000,000 | 0.24   | 0.24             | 2/27/14     | 2/27/17       | 9,640           | -              | -                    | 9,640                       |
| ERAL HOME LOAN BANK   | 50,000,000 | 0.88   | 0.82             | 12/15/14    | 3/10/17       | 36,458          | (2,151)        | -                    | 34,308                      |
| ERAL FARM CREDIT BANK | 26,000,000 | 0.22   | 0.20             | 10/3/14     | 3/24/17       | 4,676           | (311)          | -                    | 4,365                       |
| DDIE MAC              | 25,000,000 | 0.78   | 0.78             | 3/28/14     | 3/28/17       | 16,250          | -              | -                    | 16,250                      |
| NIE MAE               | 25,000,000 | 0.88   | 0.88             | 3/28/14     | 3/28/17       | 18,229          | -              | -                    | 18,229                      |
| ERAL FARM CREDIT BANK | 25,000,000 | 0.20   | 0.20             | 10/29/14    | 3/29/17       | 4,125           | 9              | -                    | 4,133                       |
| MER MAC               | 12,500,000 | 1.26   | 1.36             | 4/10/12     | 4/10/17       | 13,125          | 998            | -                    | 14,123                      |
| ERAL FARM CREDIT BANK | 10,000,000 | 0.60   | 0.60             | 4/17/13     | 4/17/17       | 5,000           | -              | -                    | 5,000                       |
| MER MAC               | 10,500,000 | 1.13   | 1.13             | 4/26/12     | 4/26/17       | 9,844           | -              | -                    | 9,844                       |
| DDIE MAC              | 25,000,000 | 1.25   | 1.14             | 5/14/12     | 5/12/17       | 26,042          | (2,188)        | -                    | 23,854                      |
| MER MAC               | 9,000,000  | 1.11   | 0.80             | 12/28/12    | 6/5/17        | 8,325           | (2,262)        | -                    | 6,063                       |
| ERAL HOME LOAN BANK   | 12,000,000 | 1.00   | 0.93             | 12/19/14    | 6/9/17        | 10,000          | (690)          | -                    | 9,310                       |
| ERAL HOME LOAN BANK   | 25,000,000 | 0.95   | 1.02             | 12/30/14    | 6/15/17       | 19,792          | 1,345          | -                    | 21,136                      |
| ERAL FARM CREDIT BANK | 50,000,000 | 0.34   | 0.34             | 6/19/12     | 6/19/17       | 14,333          | -              | -                    | 14,333                      |

# Monthly Investment Earnings

## Pooled Fund

| Issuer Name           | Par Value  | Coupon | YTM <sup>1</sup> | Settle Date | Maturity Date | Earned Interest | Amort. Expense | Realized Gain/(Loss) | Earned Income /Net Earnings |
|-----------------------|------------|--------|------------------|-------------|---------------|-----------------|----------------|----------------------|-----------------------------|
| ERAL FARM CREDIT BANK | 8,400,000  | 0.93   | 0.94             | 12/26/14    | 6/26/17       | 6,510           | 88             | -                    | 6,598                       |
| DDIE MAC              | 25,000,000 | 1.00   | 1.10             | 3/25/14     | 6/29/17       | 20,833          | 1,998          | -                    | 22,831                      |
| DDIE MAC              | -          | 1.05   | 1.05             | 12/30/14    | 6/30/17       | 20,417          | -              | 65,000               | 85,417                      |
| DDIE MAC              | 50,000,000 | 1.00   | 1.00             | 12/30/14    | 6/30/17       | 41,667          | -              | -                    | 41,667                      |
| DDIE MAC              | -          | 1.05   | 1.05             | 12/30/14    | 6/30/17       | 20,417          | -              | 65,000               | 85,417                      |
| ERAL FARM CREDIT BANK | 50,000,000 | 0.22   | 0.22             | 7/24/13     | 7/24/17       | 8,992           | -              | -                    | 8,992                       |
| DDIE MAC              | -          | 1.00   | 1.01             | 4/15/14     | 7/25/17       | 14,778          | (1,393)        | 110,390              | 123,775                     |
| ERAL FARM CREDIT BANK | 23,520,000 | 0.28   | 0.28             | 8/5/13      | 7/26/17       | 5,088           | -              | -                    | 5,088                       |
| ERAL FARM CREDIT BANK | 50,000,000 | 0.23   | 0.23             | 12/23/14    | 8/23/17       | 9,394           | -              | -                    | 9,394                       |
| DDIE MAC              | 18,300,000 | 1.00   | 1.00             | 2/25/15     | 8/25/17       | 15,250          | -              | -                    | 15,250                      |
| DDIE MAC              | 20,100,000 | 1.13   | 1.16             | 9/25/14     | 9/25/17       | 18,844          | 550            | -                    | 19,394                      |
| DDIE MAC              | 25,000,000 | 1.00   | 1.22             | 3/25/14     | 9/29/17       | 20,833          | 4,482          | -                    | 25,315                      |
| NIE MAE               | 50,000,000 | 0.80   | 0.80             | 11/8/12     | 11/8/17       | 33,333          | -              | -                    | 33,333                      |
| ERAL FARM CREDIT BANK | 25,000,000 | 0.21   | 0.23             | 11/18/14    | 11/13/17      | 4,342           | 308            | -                    | 4,650                       |
| DDIE MAC              | 50,000,000 | 0.80   | 0.80             | 5/21/13     | 11/21/17      | 33,333          | -              | -                    | 33,333                      |
| DDIE MAC              | 25,000,000 | 0.63   | 0.63             | 11/24/14    | 11/24/17      | 13,021          | -              | -                    | 13,021                      |
| DDIE MAC              | 11,200,000 | 0.63   | 0.65             | 11/24/14    | 11/24/17      | 5,833           | 230            | -                    | 6,063                       |
| MER MAC               | 25,000,000 | 0.35   | 0.35             | 12/1/14     | 12/1/17       | 7,276           | -              | -                    | 7,276                       |
| ERAL HOME LOAN BANK   | 25,000,000 | 1.13   | 1.19             | 12/22/14    | 12/8/17       | 23,438          | 1,234          | -                    | 24,671                      |
| ERAL FARM CREDIT BANK | 50,000,000 | 1.13   | 1.12             | 12/18/14    | 12/18/17      | 46,875          | (342)          | -                    | 46,533                      |
| ERAL FARM CREDIT BANK | 50,000,000 | 1.13   | 1.18             | 12/19/14    | 12/18/17      | 46,875          | 2,342          | -                    | 49,217                      |
| MER MAC               | 46,000,000 | 1.20   | 1.20             | 12/22/14    | 12/22/17      | 46,000          | -              | -                    | 46,000                      |
| NIE MAE               | 39,000,000 | 0.80   | 0.80             | 12/26/12    | 12/26/17      | 26,000          | -              | -                    | 26,000                      |
| NIE MAE               | 29,000,000 | 0.75   | 0.75             | 12/26/12    | 12/26/17      | 18,125          | -              | -                    | 18,125                      |
| DDIE MAC              | 50,000,000 | 1.00   | 1.00             | 12/28/12    | 12/28/17      | 41,667          | -              | -                    | 41,667                      |
| DDIE MAC              | 25,000,000 | 1.25   | 1.25             | 12/29/14    | 12/29/17      | 26,042          | -              | -                    | 26,042                      |
| MER MAC               | 50,000,000 | 0.34   | 0.34             | 1/5/15      | 1/5/18        | 14,039          | -              | -                    | 14,039                      |
| DDIE MAC              | 25,000,000 | 0.50   | 0.50             | 1/30/15     | 1/30/18       | 10,417          | -              | -                    | 10,417                      |
| ERAL FARM CREDIT BANK | 35,000,000 | 0.23   | 0.25             | 2/2/15      | 2/2/18        | 6,595           | 578            | -                    | 7,172                       |
| ERAL FARM CREDIT BANK | 25,000,000 | 0.22   | 0.22             | 11/5/14     | 2/5/18        | 4,520           | -              | -                    | 4,520                       |
| ERAL FARM CREDIT BANK | 25,000,000 | 0.22   | 0.23             | 11/5/14     | 2/5/18        | 4,520           | 208            | -                    | 4,728                       |
| ERAL FARM CREDIT BANK | 50,000,000 | 0.22   | 0.23             | 11/5/14     | 2/5/18        | 9,039           | 415            | -                    | 9,454                       |
| DDIE MAC              | 24,900,000 | 0.75   | 0.75             | 2/6/15      | 2/6/18        | 15,563          | -              | -                    | 15,563                      |
| DDIE MAC              | 22,000,000 | 0.75   | 0.75             | 2/20/15     | 2/20/18       | 13,750          | -              | -                    | 13,750                      |
| DDIE MAC              | 25,000,000 | 0.50   | 0.50             | 2/27/15     | 2/27/18       | 10,417          | -              | -                    | 10,417                      |
| DDIE MAC              | 25,000,000 | 0.50   | 0.50             | 2/27/15     | 2/27/18       | 10,417          | -              | -                    | 10,417                      |
| ERAL HOME LOAN BANK   | 25,000,000 | 0.85   | 0.85             | 2/27/15     | 2/27/18       | 17,708          | -              | -                    | 17,708                      |
| NIE MAE               | 19,000,000 | 1.15   | 1.32             | 2/26/14     | 2/28/18       | 18,208          | 2,513          | -                    | 20,721                      |
| NIE MAE               | 8,770,000  | 1.15   | 1.32             | 2/26/14     | 2/28/18       | 8,405           | 1,160          | -                    | 9,565                       |
| DDIE MAC              | 25,000,000 | 0.75   | 0.75             | 3/5/15      | 3/5/18        | 15,625          | -              | -                    | 15,625                      |
| DDIE MAC              | 50,000,000 | 1.00   | 1.00             | 3/16/15     | 3/16/18       | 41,667          | -              | -                    | 41,667                      |
| DDIE MAC              | 25,000,000 | 1.00   | 1.00             | 3/26/15     | 3/26/18       | 20,833          | -              | -                    | 20,833                      |
| ERAL HOME LOAN BANK   | -          | 0.40   | 0.40             | 10/2/14     | 4/2/18        | 558             | -              | -                    | 558                         |
| DDIE MAC              | 25,000,000 | 1.05   | 1.05             | 4/6/15      | 4/6/18        | 18,229          | -              | -                    | 18,229                      |
| DDIE MAC              | 25,000,000 | 0.63   | 0.63             | 4/10/15     | 4/10/18       | 9,115           | -              | -                    | 9,115                       |
| ERAL FARM CREDIT BANK | 50,000,000 | 0.23   | 0.24             | 4/16/15     | 4/16/18       | 4,844           | 104            | -                    | 4,947                       |
| DDIE MAC              | 25,000,000 | 0.63   | 0.63             | 4/17/15     | 4/17/18       | 6,076           | -              | -                    | 6,076                       |
| NIE MAE               | -          | 1.50   | 1.13             | 4/24/13     | 4/24/18       | 47,917          | 874,549        | (903,000)            | 19,466                      |
| NIE MAE               | -          | 0.75   | 0.75             | 4/30/13     | 4/30/18       | 7,613           | -              | -                    | 7,613                       |
| MER MAC               | 24,600,000 | 0.70   | 0.70             | 5/3/13      | 5/3/18        | 14,350          | -              | -                    | 14,350                      |
| ERAL HOME LOAN BANK   | 25,000,000 | 0.75   | 0.75             | 5/7/13      | 5/7/18        | 15,625          | -              | -                    | 15,625                      |

# Monthly Investment Earnings

## Pooled Fund

| Issuer Name                 | Par Value               | Coupon | YTM <sup>1</sup> | Settle Date | Maturity Date | Earned Interest     | Amort. Expense     | Realized Gain/(Loss) | Earned Income /Net Earnings |
|-----------------------------|-------------------------|--------|------------------|-------------|---------------|---------------------|--------------------|----------------------|-----------------------------|
| ERIAL FARM CREDIT BANK      | 10,000,000              | 0.88   | 1.01             | 5/23/13     | 5/14/18       | 7,292               | 1,080              | -                    | 8,371                       |
| NIE MAE                     | 25,000,000              | 0.88   | 1.05             | 5/23/13     | 5/21/18       | 18,229              | 3,512              | -                    | 21,741                      |
| ERIAL HOME LOAN BANK        | 50,000,000              | 0.50   | 0.50             | 5/22/13     | 5/22/18       | 20,833              | -                  | -                    | 20,833                      |
| ERIAL HOME LOAN BANK        | 4,000,000               | 0.50   | 0.50             | 3/27/15     | 6/25/18       | 1,667               | -                  | -                    | 1,667                       |
| DDIE MAC                    | 25,000,000              | 1.64   | 1.64             | 4/17/14     | 7/17/18       | 34,167              | -                  | -                    | 34,167                      |
| DDIE MAC                    | 25,000,000              | 0.75   | 0.75             | 1/27/15     | 7/27/18       | 15,625              | -                  | -                    | 15,625                      |
| DDIE MAC                    | 25,000,000              | 1.00   | 1.00             | 1/30/15     | 7/30/18       | 20,833              | -                  | -                    | 20,833                      |
| ERIAL HOME LOAN BANK        | 15,000,000              | 1.33   | 1.33             | 3/18/15     | 9/18/18       | 16,625              | -                  | -                    | 16,625                      |
| DDIE MAC                    | 50,000,000              | 1.00   | 1.01             | 4/24/15     | 10/24/18      | 9,722               | 82                 | -                    | 9,804                       |
| MER MAC                     | 50,000,000              | 0.40   | 0.40             | 3/3/15      | 12/3/18       | 16,744              | -                  | -                    | 16,744                      |
| MER MAC                     | 50,000,000              | 0.38   | 0.38             | 3/3/15      | 12/3/18       | 15,910              | -                  | -                    | 15,910                      |
| DDIE MAC                    | 50,000,000              | 0.88   | 0.88             | 12/10/13    | 12/10/18      | 36,458              | -                  | -                    | 36,458                      |
| DDIE MAC                    | 25,000,000              | 1.50   | 1.50             | 12/18/13    | 12/18/18      | 31,250              | -                  | -                    | 31,250                      |
| NIE MAE                     | 15,000,000              | 1.63   | 1.63             | 12/30/14    | 12/28/18      | 20,313              | -                  | -                    | 20,313                      |
| ERIAL HOME LOAN BANK        | 50,000,000              | 0.42   | 0.42             | 4/2/15      | 4/2/19        | 16,957              | -                  | -                    | 16,957                      |
| MER MAC                     | -                       | 0.41   | 0.41             | 4/3/14      | 4/3/19        | 1,127               | -                  | -                    | 1,127                       |
| MER MAC                     | 25,000,000              | 0.49   | 0.49             | 11/3/14     | 5/3/19        | 10,151              | -                  | -                    | 10,151                      |
| MER MAC                     | 50,000,000              | 0.38   | 0.38             | 8/12/14     | 8/12/19       | 15,754              | -                  | -                    | 15,754                      |
| ERIAL HOME LOAN BANK        | -                       | 0.57   | 0.57             | 10/2/14     | 10/2/19       | 794                 | -                  | -                    | 794                         |
| NIE MAE                     | 29,675,000              | 0.00   | 2.18             | 11/21/14    | 10/9/19       | -                   | 50,055             | -                    | 50,055                      |
| NIE MAE                     | 25,000,000              | 0.00   | 2.17             | 11/24/14    | 10/9/19       | -                   | 42,156             | -                    | 42,156                      |
| NIE MAE                     | 10,000,000              | 0.00   | 2.16             | 11/24/14    | 10/9/19       | -                   | 16,766             | -                    | 16,766                      |
| MER MAC                     | 50,000,000              | 0.38   | 0.38             | 12/2/14     | 12/2/19       | 15,900              | -                  | -                    | 15,900                      |
| ERIAL HOME LOAN BANK        | 25,000,000              | 1.25   | 1.25             | 3/18/15     | 3/18/20       | 26,042              | -                  | -                    | 26,042                      |
| DDIE MAC                    | 15,000,000              | 1.63   | 1.63             | 3/25/15     | 3/25/20       | 20,313              | -                  | -                    | 20,313                      |
|                             | <b>\$ 4,446,088,000</b> |        |                  |             |               | <b>\$ 3,294,479</b> | <b>\$ 657,014</b>  | <b>\$ (700,574)</b>  | <b>\$ 3,250,919</b>         |
| OF CALIFORNIA CA REVENUE \$ | 5,000,000               | 0.39   | 0.39             | 3/14/13     | 5/15/15       | \$ 1,633            | \$ -               | \$ -                 | \$ 1,633                    |
| FORNIA ST                   | 11,500,000              | 1.50   | 0.13             | 4/29/15     | 6/22/15       | 945                 | (865)              | -                    | 81                          |
| ANGELES CA                  | 50,000,000              | 1.50   | 0.12             | 4/29/15     | 6/25/15       | 4,167               | (3,754)            | -                    | 412                         |
| ANGELES CA                  | 50,000,000              | 1.50   | 0.12             | 4/30/15     | 6/25/15       | 2,083               | (1,875)            | -                    | 208                         |
| ITEREY PENINSULA CA CMNTY   | -                       | 0.63   | 0.63             | 5/7/13      | 8/1/15        | 154                 | -                  | 107                  | 261                         |
| FORNIA ST                   | 5,000,000               | 3.95   | 0.35             | 8/19/14     | 11/1/15       | 16,458              | (14,713)           | -                    | 1,745                       |
| YORK NY                     | 12,255,000              | 5.13   | 0.66             | 4/1/13      | 12/1/15       | 52,390              | (44,522)           | -                    | 7,868                       |
| FORNIA ST                   | 21,000,000              | 1.05   | 0.40             | 3/31/15     | 2/1/16        | 18,375              | (11,081)           | -                    | 7,294                       |
| FORNIA ST                   | 7,000,000               | 1.05   | 0.48             | 12/19/14    | 2/1/16        | 6,125               | (3,250)            | -                    | 2,875                       |
| FORNIA ST                   | 11,000,000              | 1.05   | 0.91             | 3/27/13     | 2/1/16        | 9,625               | (1,071)            | -                    | 8,554                       |
| OF CALIFORNIA CA REVENUE    | 2,500,000               | 0.63   | 0.63             | 4/10/14     | 5/15/16       | 1,321               | -                  | -                    | 1,321                       |
| ITEREY PENINSULA CA CMNTY   | 2,670,000               | 0.98   | 0.98             | 5/7/13      | 8/1/16        | 2,185               | -                  | -                    | 2,185                       |
| FORNIA ST                   | 44,000,000              | 0.75   | 0.69             | 12/9/14     | 11/1/16       | 27,500              | (2,000)            | -                    | 25,500                      |
| OF CALIFORNIA CA REVENUE    | 3,250,000               | 1.22   | 1.22             | 4/10/14     | 5/15/17       | 3,310               | -                  | -                    | 3,310                       |
| FORNIA ST                   | 5,000,000               | 1.25   | 1.22             | 12/22/14    | 11/1/17       | 5,208               | (131)              | -                    | 5,078                       |
| FORNIA ST                   | 16,500,000              | 1.75   | 1.66             | 11/5/13     | 11/1/17       | 24,063              | (1,213)            | -                    | 22,850                      |
| FORNIA ST                   | 50,000,000              | 1.25   | 1.17             | 11/25/14    | 11/1/17       | 52,083              | (3,400)            | -                    | 48,683                      |
| ISSIPPI ST                  | 8,500,000               | 6.09   | 1.38             | 4/23/15     | 10/1/19       | 11,501              | (8,471)            | -                    | 3,030                       |
|                             | <b>\$ 305,175,000</b>   |        |                  |             |               | <b>\$ 239,127</b>   | <b>\$ (96,347)</b> | <b>\$ 107</b>        | <b>\$ 142,888</b>           |
| K OF SAN FRANCISCO PTD      | \$ -                    | 0.45   | 0.45             | 4/9/14      | 4/9/15        | \$ 24               | \$ -               | \$ -                 | \$ 24                       |
| NS-PAC NATIONAL BK          | \$ 240,000              | 0.58   | 0.58             | 3/20/15     | 3/21/16       | \$ 116              | \$ -               | \$ -                 | \$ 116                      |
| K OF SAN FRANCISCO          | 240,000                 | 0.56   | 0.56             | 4/9/15      | 4/11/16       | 82                  | -                  | -                    | 82                          |
|                             | <b>\$ 480,000</b>       |        |                  |             |               | <b>\$ 222</b>       | <b>\$ -</b>        | <b>\$ -</b>          | <b>\$ 222</b>               |

# Monthly Investment Earnings

## Pooled Fund

| Issuer Name                 | Par Value             | Coupon | YTM <sup>1</sup> | Settle Date | Maturity Date | Earned Interest   | Amort. Expense | Realized Gain/(Loss) | Earned Income /Net Earnings |
|-----------------------------|-----------------------|--------|------------------|-------------|---------------|-------------------|----------------|----------------------|-----------------------------|
| K OF MONTREAL CHICAGO       | \$ -                  | 0.09   | 0.09             | 4/13/15     | 4/20/15       | \$ 875            | \$ -           | \$ -                 | \$ 875                      |
| K OF MONTREAL CHICAGO       | -                     | 0.10   | 0.10             | 4/20/15     | 4/27/15       | 1,944             | -              | -                    | 1,944                       |
| AL BANK OF CANADA NY        | 5,500,000             | 0.37   | 0.57             | 5/19/14     | 6/25/15       | 1,681             | 205            | -                    | 1,886                       |
| AL BANK OF CANADA NY        | 25,000,000            | 0.35   | 0.35             | 9/16/14     | 3/10/16       | 7,170             | -              | -                    | 7,170                       |
| AL BANK OF CANADA NY        | 100,000,000           | 0.30   | 0.30             | 4/8/15      | 4/8/16        | 19,151            | -              | -                    | 19,151                      |
| TPAC BANKING CORP NY        | 25,000,000            | 0.43   | 0.43             | 4/24/14     | 4/25/16       | 8,518             | -              | -                    | 8,518                       |
| TPAC BANKING CORP NY        | 50,000,000            | 0.40   | 0.40             | 4/24/14     | 4/25/16       | 16,492            | -              | -                    | 16,492                      |
| K OF NOVA SCOTIA HOUS       | 25,000,000            | 0.45   | 0.48             | 5/9/14      | 5/9/16        | 9,294             | 430            | -                    | 9,724                       |
| K OF MONTREAL CHICAGO       | 25,000,000            | 0.42   | 0.42             | 2/12/15     | 8/12/16       | 8,733             | -              | -                    | 8,733                       |
| K OF MONTREAL CHICAGO       | 50,000,000            | 0.44   | 0.44             | 3/31/15     | 9/23/16       | 18,289            | -              | -                    | 18,289                      |
| K OF MONTREAL CHICAGO       | 25,000,000            | 0.44   | 0.44             | 3/31/15     | 9/23/16       | 9,144             | -              | -                    | 9,144                       |
| K OF NOVA SCOTIA HOUS       | 50,000,000            | 0.46   | 0.46             | 9/25/14     | 9/23/16       | 19,356            | -              | -                    | 19,356                      |
| K OF MONTREAL CHICAGO       | 50,000,000            | 0.44   | 0.44             | 4/7/15      | 10/7/16       | 14,585            | -              | -                    | 14,585                      |
| K OF NOVA SCOTIA HOUS       | 50,000,000            | 0.47   | 0.47             | 10/7/14     | 10/7/16       | 19,472            | -              | -                    | 19,472                      |
| AL BANK OF CANADA NY        | 100,000,000           | 0.45   | 0.45             | 12/15/14    | 12/15/16      | 37,550            | -              | -                    | 37,550                      |
| K OF NOVA SCOTIA HOUS       | 25,000,000            | 0.54   | 0.54             | 2/23/15     | 2/23/17       | 11,281            | -              | -                    | 11,281                      |
| K OF NOVA SCOTIA HOUS       | 25,000,000            | 0.54   | 0.54             | 2/23/15     | 2/23/17       | 11,281            | -              | -                    | 11,281                      |
| K OF NOVA SCOTIA HOUS       | 50,000,000            | 0.54   | 0.54             | 9/25/14     | 9/25/17       | 22,367            | -              | -                    | 22,367                      |
|                             | <b>\$ 680,500,000</b> |        |                  |             |               | <b>\$ 237,184</b> | <b>\$ 635</b>  | <b>\$ -</b>          | <b>\$ 237,819</b>           |
| G UNION BANK NA             | \$ -                  | 0.00   | 0.05             | 3/31/15     | 4/1/15        | \$ -              | \$ -           | \$ -                 | \$ -                        |
| K OF TOKYO-MITSUBISHI UFJ C | -                     | 0.00   | 0.17             | 3/10/15     | 4/2/15        | 236               | -              | -                    | 236                         |
| G UNION BANK NA             | -                     | 0.00   | 0.07             | 4/2/15      | 4/6/15        | 311               | -              | -                    | 311                         |
| K OF TOKYO-MITSUBISHI UFJ C | -                     | 0.00   | 0.15             | 4/1/15      | 4/8/15        | 2,917             | -              | -                    | 2,917                       |
| K OF TOKYO-MITSUBISHI UFJ C | -                     | 0.00   | 0.15             | 4/2/15      | 4/9/15        | 1,458             | -              | -                    | 1,458                       |
| K OF TOKYO-MITSUBISHI UFJ C | -                     | 0.00   | 0.15             | 4/6/15      | 4/13/15       | 2,917             | -              | -                    | 2,917                       |
| K OF TOKYO-MITSUBISHI UFJ C | -                     | 0.00   | 0.15             | 4/8/15      | 4/15/15       | 2,917             | -              | -                    | 2,917                       |
| K TOKYO-MIT UFJ NY          | -                     | 0.00   | 0.15             | 4/13/15     | 4/20/15       | 2,917             | -              | -                    | 2,917                       |
| K TOKYO-MIT UFJ NY          | -                     | 0.00   | 0.15             | 4/15/15     | 4/22/15       | 2,917             | -              | -                    | 2,917                       |
| K TOKYO-MIT UFJ NY          | -                     | 0.00   | 0.17             | 4/9/15      | 4/23/15       | 3,306             | -              | -                    | 3,306                       |
| G UNION BANK NA             | -                     | 0.00   | 0.07             | 4/23/15     | 4/24/15       | 194               | -              | -                    | 194                         |
| K TOKYO-MIT UFJ NY          | -                     | 0.00   | 0.15             | 4/20/15     | 4/27/15       | 2,917             | -              | -                    | 2,917                       |
| G UNION BANK NA             | -                     | 0.00   | 0.07             | 4/27/15     | 4/28/15       | 194               | -              | -                    | 194                         |
| K TOKYO-MIT UFJ NY          | -                     | 0.00   | 0.15             | 4/22/15     | 4/29/15       | 2,917             | -              | -                    | 2,917                       |
| CK & CO INC                 | -                     | 0.00   | 0.08             | 4/23/15     | 4/30/15       | 778               | -              | -                    | 778                         |
| CK & CO INC                 | -                     | 0.00   | 0.06             | 4/29/15     | 4/30/15       | 125               | -              | -                    | 125                         |
| K TOKYO-MIT UFJ NY          | 100,000,000           | 0.00   | 0.15             | 4/27/15     | 5/4/15        | 1,667             | -              | -                    | 1,667                       |
| K TOKYO-MIT UFJ NY          | 100,000,000           | 0.00   | 0.15             | 4/28/15     | 5/5/15        | 1,250             | -              | -                    | 1,250                       |
| K TOKYO-MIT UFJ NY          | 100,000,000           | 0.00   | 0.15             | 4/29/15     | 5/6/15        | 833               | -              | -                    | 833                         |
| CK & CO INC                 | 80,000,000            | 0.00   | 0.07             | 4/30/15     | 5/26/15       | 156               | -              | -                    | 156                         |
| ERAL ELEC CAP CORP          | 10,000,000            | 0.00   | 0.13             | 4/9/15      | 6/11/15       | 794               | -              | -                    | 794                         |
| ONTO DOMINION HDG USA       | 100,000,000           | 0.00   | 0.14             | 4/9/15      | 6/30/15       | 8,556             | -              | -                    | 8,556                       |
|                             | <b>\$ 490,000,000</b> |        |                  |             |               | <b>\$ 40,275</b>  | <b>\$ -</b>    | <b>\$ -</b>          | <b>\$ 40,275</b>            |



# Monthly Investment Earnings

## Pooled Fund

| Issuer Name                                 | Par Value               | Coupon | YTM <sup>1</sup> | Settle Date | Maturity Date | Earned Interest     | Amort. Expense      | Realized Gain/(Loss) | Earned Income /Net Earnings |
|---------------------------------------------|-------------------------|--------|------------------|-------------|---------------|---------------------|---------------------|----------------------|-----------------------------|
| OTA MOTOR CREDIT CORP                       | \$ -                    | 0.40   | 0.40             | 4/12/13     | 4/8/15        | \$ 3,900            | \$ -                | \$ -                 | \$ 3,900                    |
| NEW YORK LIFE GLOBAL FDG                    | 5,000,000               | 3.00   | 0.26             | 9/22/14     | 5/4/15        | 12,500              | (11,283)            | -                    | 1,217                       |
| CORP                                        | 5,425,000               | 0.75   | 0.27             | 12/19/13    | 5/11/15       | 3,391               | (2,118)             | -                    | 1,273                       |
| ERAL ELEC CAP CORP                          | 5,000,000               | 1.63   | 0.81             | 8/19/13     | 7/2/15        | 6,771               | (3,310)             | -                    | 3,461                       |
| ERAL ELEC CAP CORP                          | 8,565,000               | 1.02   | -1.76            | 11/25/13    | 7/9/15        | 7,266               | (3,043)             | -                    | 4,222                       |
| OTA MOTOR CREDIT CORP                       | 10,000,000              | 0.88   | 0.44             | 11/15/13    | 7/17/15       | 7,292               | (3,547)             | -                    | 3,745                       |
| OTA MOTOR CREDIT CORP                       | 6,100,000               | 0.88   | 0.30             | 3/4/14      | 7/17/15       | 4,448               | (2,873)             | -                    | 1,575                       |
| ROSOFT CORP                                 | 3,186,000               | 1.63   | 0.39             | 10/30/13    | 9/25/15       | 4,314               | (3,206)             | -                    | 1,109                       |
| STPAC BANKING CORP                          | 10,152,000              | 1.13   | 0.35             | 9/15/14     | 9/25/15       | 9,518               | (6,416)             | -                    | 3,101                       |
| ERAL ELECTRIC CO                            | 10,000,000              | 0.85   | 0.42             | 3/5/14      | 10/9/15       | 7,083               | (3,551)             | -                    | 3,533                       |
| ERAL ELECTRIC CO                            | 8,000,000               | 0.85   | 0.46             | 5/7/14      | 10/9/15       | 5,667               | (2,520)             | -                    | 3,147                       |
| ERAL ELECTRIC CO                            | 9,300,000               | 0.85   | 0.40             | 5/19/14     | 10/9/15       | 6,588               | (3,444)             | -                    | 3,144                       |
| BANK OF MONTREAL                            | 8,500,000               | 0.80   | 0.56             | 3/27/14     | 11/6/15       | 5,667               | (1,654)             | -                    | 4,013                       |
| ERAL ELEC CAP CORP                          | 7,000,000               | 2.25   | 0.48             | 5/12/14     | 11/9/15       | 13,125              | (10,104)            | -                    | 3,021                       |
| STER & GAMBLE CO/THE                        | 23,025,000              | 1.80   | 0.34             | 3/7/14      | 11/15/15      | 34,538              | (27,362)            | -                    | 7,176                       |
| STER & GAMBLE CO/THE                        | 10,000,000              | 1.80   | 0.41             | 3/12/14     | 11/15/15      | 15,000              | (11,349)            | -                    | 3,651                       |
| CORP                                        | 19,579,000              | 2.00   | 0.48             | 2/11/14     | 1/5/16        | 32,632              | (24,275)            | -                    | 8,357                       |
| ORGAN CHASE & CO                            | 12,836,000              | 2.60   | 0.75             | 2/11/15     | 1/15/16       | 27,811              | (19,436)            | -                    | 8,375                       |
| OKYO-MITSUBISHI UFJ                         | 10,000,000              | 0.71   | 0.35             | 3/17/14     | 2/26/16       | 5,926               | (1,511)             | -                    | 4,415                       |
| ERAL ELEC CAP CORP                          | 17,689,000              | 0.46   | 0.39             | 5/19/14     | 5/11/16       | 6,756               | (595)               | -                    | 6,162                       |
| ERAL ELEC CAP CORP                          | 18,194,000              | 0.93   | 0.35             | 4/1/15      | 7/12/16       | 13,894              | (8,364)             | -                    | 5,529                       |
| ERAL ELEC CAP CORP                          | 27,651,000              | 0.93   | 0.34             | 3/23/15     | 7/12/16       | 21,116              | (12,743)            | -                    | 8,373                       |
| BANK OF NOVA SCOTIA                         | 16,483,000              | 1.38   | 0.78             | 2/13/15     | 7/15/16       | 18,887              | (8,038)             | -                    | 10,849                      |
| ONTO-DOMINION BANK                          | 24,000,000              | 0.72   | 0.44             | 3/2/15      | 9/9/16        | 14,472              | (5,581)             | -                    | 8,891                       |
| ONTO-DOMINION BANK                          | 18,930,000              | 0.72   | 0.42             | 12/15/14    | 9/9/16        | 11,415              | (4,076)             | -                    | 7,339                       |
| OTA MOTOR CREDIT CORP                       | 28,150,000              | 0.36   | 0.38             | 2/11/15     | 9/23/16       | 8,552               | 358                 | -                    | 8,910                       |
| OTA MOTOR CREDIT CORP                       | 14,150,000              | 0.36   | 0.39             | 12/9/14     | 9/23/16       | 4,299               | 214                 | -                    | 4,513                       |
| OTA MOTOR CREDIT CORP                       | 50,000,000              | 0.36   | 0.36             | 9/23/14     | 9/23/16       | 15,190              | -                   | -                    | 15,190                      |
| OTA MOTOR CREDIT CORP                       | 47,500,000              | 0.37   | 0.37             | 9/25/14     | 9/23/16       | 14,804              | -                   | -                    | 14,804                      |
| STPAC BANKING CORP                          | 50,000,000              | 0.43   | 0.43             | 10/10/14    | 10/7/16       | 17,793              | -                   | -                    | 17,793                      |
| OTA MOTOR CREDIT CORP                       | 50,000,000              | 0.38   | 0.38             | 4/14/15     | 10/14/16      | 8,901               | -                   | -                    | 8,901                       |
| ERAL ELEC CAP CORP                          | 20,000,000              | 0.55   | 0.55             | 1/9/15      | 1/9/17        | 9,133               | -                   | -                    | 9,133                       |
| ERAL ELEC CAP CORP                          | 4,948,000               | 0.43   | 0.48             | 4/1/15      | 2/15/17       | 1,761               | 229                 | -                    | 1,990                       |
| ERAL ELEC CAP CORP                          | 3,791,000               | 0.43   | 0.45             | 4/8/15      | 2/15/17       | 1,034               | 63                  | -                    | 1,098                       |
| OTA MOTOR CREDIT CORP                       | 10,000,000              | 0.45   | 0.42             | 4/14/15     | 2/16/17       | 2,128               | (159)               | -                    | 1,969                       |
| OTA MOTOR CREDIT CORP                       | 50,000,000              | 0.45   | 0.45             | 2/20/15     | 2/16/17       | 18,775              | -                   | -                    | 18,775                      |
|                                             | <b>\$ 623,154,000</b>   |        |                  |             |               | <b>\$ 402,344</b>   | <b>\$ (179,691)</b> | <b>\$ -</b>          | <b>\$ 222,653</b>           |
| SWEEP                                       | \$ -                    | 0.02   | 0.02             | 6/22/12     | 5/1/15        | \$ 2                | \$ -                | \$ -                 | \$ 2                        |
| WELLS FARGO INSTITUTIONAL                   | 200,095,730             | 0.04   | 0.04             | 12/31/12    | 5/1/15        | 5,543               | -                   | -                    | 5,543                       |
| WELLS FARGO LIQUIDITY FUNDS T-FI            | 5,001,535               | 0.01   | 0.01             | 1/15/13     | 5/1/15        | 41                  | -                   | -                    | 41                          |
| WELLS FARGO LIQUIDITY INSTITUTIONAL MONEY M | 5,003,961               | 0.01   | 0.01             | 6/20/13     | 5/1/15        | 41                  | -                   | -                    | 41                          |
|                                             | <b>\$ 210,101,226</b>   |        |                  |             |               | <b>\$ 5,628</b>     | <b>\$ -</b>         | <b>\$ -</b>          | <b>\$ 5,628</b>             |
|                                             | <b>\$ 7,230,498,226</b> |        |                  |             |               | <b>\$ 4,674,120</b> | <b>\$ 323,593</b>   | <b>\$ (616,092)</b>  | <b>\$ 4,381,621</b>         |

# Investment Transactions

## Pooled Fund

| Category of Investment  | Issuer Name              | CUSIP     | Par Value               | Coupon      | YTM         | Price            | Interest            | Transaction             |
|-------------------------|--------------------------|-----------|-------------------------|-------------|-------------|------------------|---------------------|-------------------------|
| Money Market Funds      | CITI SWEEP               |           | \$ 3,791,386            | 0.02        | 0.02        | \$ 100.00        | \$ -                | \$ 3,791,386            |
| Variable Rate CDs       | BANK OF MONTREAL CHICAGO | 06366CC48 | 50,000,000              | 0.18        | 0.18        | 100.00           | -                   | 50,000,000              |
| Variable Rate CDs       | BANK OF MONTREAL CHICAGO | 06366CE20 | 50,000,000              | 0.09        | 0.09        | 100.00           | -                   | 50,000,000              |
| Variable Rate CDs       | BANK OF MONTREAL CHICAGO | 06366CJ25 | 100,000,000             | 0.10        | 0.10        | 100.00           | -                   | 100,000,000             |
| Commercial Paper        | BANK OF TOKYO-MITSUBISHI | 06538CR86 | 100,000,000             | 0.00        | 0.15        | 100.00           | -                   | 99,997,083              |
| Commercial Paper        | BANK OF TOKYO-MITSUBISHI | 06538CR94 | 50,000,000              | 0.00        | 0.15        | 100.00           | -                   | 49,998,542              |
| Commercial Paper        | BANK OF TOKYO-MITSUBISHI | 06538CRD5 | 100,000,000             | 0.00        | 0.15        | 100.00           | -                   | 99,997,083              |
| Commercial Paper        | BANK OF TOKYO-MITSUBISHI | 06538CRF0 | 100,000,000             | 0.00        | 0.15        | 100.00           | -                   | 99,997,083              |
| Commercial Paper        | BANK TOKYO-MIT UFJ NY    | 06538CRL7 | 100,000,000             | 0.00        | 0.15        | 100.00           | -                   | 99,997,083              |
| Commercial Paper        | BANK TOKYO-MIT UFJ NY    | 06538CRN3 | 100,000,000             | 0.00        | 0.15        | 100.00           | -                   | 99,997,083              |
| Commercial Paper        | BANK TOKYO-MIT UFJ NY    | 06538CRP8 | 50,000,000              | 0.00        | 0.17        | 99.99            | -                   | 49,996,694              |
| Commercial Paper        | BANK TOKYO-MIT UFJ NY    | 06538CRT0 | 100,000,000             | 0.00        | 0.15        | 100.00           | -                   | 99,997,083              |
| Commercial Paper        | BANK TOKYO-MIT UFJ NY    | 06538CRV5 | 100,000,000             | 0.00        | 0.15        | 100.00           | -                   | 99,997,083              |
| Commercial Paper        | BANK TOKYO-MIT UFJ NY    | 06538CS44 | 100,000,000             | 0.00        | 0.15        | 100.00           | -                   | 99,997,083              |
| Commercial Paper        | BANK TOKYO-MIT UFJ NY    | 06538CS51 | 100,000,000             | 0.00        | 0.15        | 100.00           | -                   | 99,997,083              |
| Commercial Paper        | BANK TOKYO-MIT UFJ NY    | 06538CS69 | 100,000,000             | 0.00        | 0.15        | 100.00           | -                   | 99,997,083              |
| Money Market Funds      | BLACKROCK LIQUIDITY FUND | 09248U718 | 42                      | 0.01        | 0.01        | 100.00           | -                   | 42                      |
| State/Local Agencies    | CALIFORNIA ST            | 13063CLC2 | 11,500,000              | 1.50        | 0.13        | 130.20           | 103,027             | 11,626,372              |
| State/Local Agencies    | FEDERAL HOME LOAN BANK   | 3130A4NB4 | 50,000,000              | 0.42        | 0.41        | 100.00           | -                   | 50,000,000              |
| State/Local Agencies    | FEDERAL FARM CREDIT BANK | 3133EEZC7 | 50,000,000              | 0.00        | 0.01        | 99.98            | -                   | 49,992,422              |
| State/Local Agencies    | FREDDIE MAC              | 3134G6ME0 | 25,000,000              | 1.05        | 1.05        | 100.00           | -                   | 25,000,000              |
| State/Local Agencies    | FREDDIE MAC              | 3134G6M23 | 25,000,000              | 0.63        | 0.63        | 100.00           | -                   | 25,000,000              |
| State/Local Agencies    | FREDDIE MAC              | 3134G6NA7 | 25,000,000              | 0.63        | 0.63        | 100.00           | -                   | 25,000,000              |
| State/Local Agencies    | FREDDIE MAC              | 3134G6RP0 | 50,000,000              | 1.00        | 1.01        | 99.97            | -                   | 49,985,000              |
| Money Market Funds      | FIDELITY INSTITUTIONAL M | 316175108 | 41                      | 0.01        | 0.01        | 100.00           | -                   | 41                      |
| Commercial Paper        | GENERAL ELEC CAP CORP    | 36959JTB9 | 10,000,000              | 0.00        | 0.13        | 99.98            | -                   | 9,997,725               |
| Municipal Term Notes    | GENERAL ELEC CAP CORP    | 36962G2F0 | 4,948,000               | 0.43        | 0.48        | 99.89            | 2,524               | 4,945,279               |
| Municipal Term Notes    | GENERAL ELEC CAP CORP    | 36962G2F0 | 3,791,000               | 0.43        | 0.45        | 99.95            | 2,249               | 3,791,386               |
| Municipal Term Notes    | GENERAL ELEC CAP CORP    | 36962G7A6 | 18,194,000              | 0.90        | 0.34        | 100.72           | 36,017              | 18,360,503              |
| State/Local Agencies    | LOS ANGELES CA           | 544351KF5 | 50,000,000              | 1.50        | 0.12        | 100.21           | 602,083             | 50,709,083              |
| State/Local Agencies    | LOS ANGELES CA           | 544351KF5 | 50,000,000              | 1.50        | 0.12        | 100.21           | 604,167             | 50,709,167              |
| Commercial Paper        | MERCK & CO INC           | 58934BRW6 | 50,000,000              | 0.00        | 0.08        | 100.00           | -                   | 49,999,222              |
| Commercial Paper        | MERCK & CO INC           | 58934BRW6 | 75,000,000              | 0.00        | 0.06        | 100.00           | -                   | 74,999,875              |
| Commercial Paper        | MERCK & CO INC           | 58934BSS4 | 80,000,000              | 0.00        | 0.07        | 99.99            | -                   | 79,995,956              |
| State/Local Agencies    | MISSISSIPPI ST           | 6055804W6 | 8,500,000               | 6.09        | 1.38        | 120.21           | 31,629              | 10,249,139              |
| Money Market Funds      | MORGAN STANLEY INSTITUTI | 61747C707 | 50,000,000              | 0.04        | 0.04        | 100.00           | -                   | 50,000,000              |
| Money Market Funds      | MORGAN STANLEY INSTITUTI | 61747C707 | 140,000,000             | 0.04        | 0.04        | 100.00           | -                   | 140,000,000             |
| Money Market Funds      | MORGAN STANLEY INSTITUTI | 61747C707 | 55,000,000              | 0.04        | 0.04        | 100.00           | -                   | 55,000,000              |
| Money Market Funds      | MORGAN STANLEY INSTITUTI | 61747C707 | 5,543                   | 0.04        | 0.04        | 100.00           | -                   | 5,543                   |
| Commercial Paper        | MUFG UNION BANK NA       | 62478YR67 | 40,000,000              | 0.00        | 0.07        | 100.00           | -                   | 39,999,689              |
| Commercial Paper        | MUFG UNION BANK NA       | 62478YRQ3 | 100,000,000             | 0.00        | 0.07        | 100.00           | -                   | 99,999,806              |
| Commercial Paper        | MUFG UNION BANK NA       | 62478YRU4 | 100,000,000             | 0.00        | 0.07        | 100.00           | -                   | 99,999,806              |
| Variable Rate CDs       | ROYAL BANK OF CANADA NY  | 78009NTW6 | 100,000,000             | 0.30        | 0.30        | 100.00           | -                   | 100,000,000             |
| Commercial Paper        | TORONTO DOMINION HDG USA | 89116FTW0 | 100,000,000             | 0.00        | 0.14        | 99.97            | -                   | 99,968,111              |
| Municipal Term Notes    | TOYOTA MOTOR CREDIT CORP | 89236TCC7 | 10,000,000              | 0.45        | 0.42        | 100.06           | 6,634               | 10,012,934              |
| Municipal Term Notes    | TOYOTA MOTOR CREDIT CORP | 89236TCL7 | 50,000,000              | 0.45        | 0.45        | 100.00           | -                   | 50,000,000              |
| Municipal Time Deposits | BANK OF SAN FRANCISCO    | PPRNET9Q5 | 240,000                 | 0.56        | 0.56        | 100.00           | -                   | 240,000                 |
|                         |                          |           | <b>\$ 2,635,970,013</b> | <b>0.17</b> | <b>0.18</b> | <b>\$ 100.08</b> | <b>\$ 1,388,330</b> | <b>\$ 2,639,344,557</b> |

|                      |                          |           |              |      |      |           |        |              |
|----------------------|--------------------------|-----------|--------------|------|------|-----------|--------|--------------|
| Money Market Funds   | CITI SWEEP               |           | \$ 3,791,386 | 0.02 | 0.02 | \$ 100.00 | \$ -   | \$ 3,791,386 |
| State/Local Agencies | FEDERAL FARM CREDIT BANK | 3133ECVW1 | 62,500,000   | 0.17 | 0.22 | 100.01    | 21,728 | 62,530,691   |
| State/Local Agencies | FEDERAL FARM CREDIT BANK | 3133ED5A6 | 50,000,000   | 0.18 | 0.18 | 100.02    | 6,600  | 50,018,422   |

City and County of San Francisco

# Investment Transactions

## Pooled Fund

| Category of Investment     | Issuer Name                 | CUSIP     | Par Value               | Coupon      | YTM         | Price            | Interest          | Transaction             |
|----------------------------|-----------------------------|-----------|-------------------------|-------------|-------------|------------------|-------------------|-------------------------|
| General Agencies           | FREDDIE MAC                 | 3134G3ZH6 | 19,000,000              | 1.00        | 1.01        | 100.56           | 49,611            | 19,155,251              |
| General Agencies           | FREDDIE MAC                 | 3134G5VV4 | 25,000,000              | 1.05        | 1.05        | 100.26           | 86,771            | 25,151,771              |
| General Agencies           | FREDDIE MAC                 | 3134G5VV4 | 25,000,000              | 1.05        | 1.05        | 100.26           | 86,771            | 25,151,771              |
| State/Local Agencies       | MONTEREY PENINSULA CA CMNTY | 612574DQ3 | 315,000                 | 0.63        | 0.63        | 100.03           | 485               | 315,592                 |
| Money Market Funds         | MORGAN STANLEY INSTITUTI    | 61747C707 | 50,000,000              | 0.04        | 0.04        | 100.00           | -                 | 50,000,000              |
| U.S. Treasuries            | US TREASURY N/B             | 912828TM2 | 60,000,000              | 0.63        | 0.69        | 99.82            | 61,141            | 59,953,329              |
|                            |                             |           | <b>\$ 295,606,386</b>   | <b>0.44</b> | <b>0.47</b> | <b>\$ 100.05</b> | <b>\$ 313,107</b> | <b>\$ 296,068,214</b>   |
| General Agencies           | FEDERAL HOME LOAN BANK      | 3130A35A8 | \$ 50,000,000           | 0.57        | 0.57        | \$ 100.00        | \$ -              | \$ 50,000,000           |
| General Agencies           | FEDERAL HOME LOAN BANK      | 3130A35B6 | 50,000,000              | 0.40        | 0.40        | 100.00           | -                 | 50,000,000              |
| General Agencies           | FARMER MAC                  | 31315PQ69 | 50,000,000              | 0.41        | 0.41        | 100.00           | -                 | 50,000,000              |
| General Agencies           | FREDDIE MAC                 | 3134G3P38 | 75,000,000              | 0.75        | 0.72        | 100.00           | -                 | 75,000,000              |
| General Agencies           | FREDDIE MAC                 | 3134G5X91 | 25,000,000              | 0.90        | 0.90        | 100.00           | 56,250            | 25,056,250              |
| General Agencies           | FANNIE MAE                  | 3136G1K81 | 12,600,000              | 0.75        | 0.75        | 100.00           | -                 | 12,600,000              |
| General Agencies           | FANNIE MAE                  | 3136G1KN8 | 50,000,000              | 1.50        | 1.13        | 100.00           | -                 | 50,000,000              |
|                            |                             |           | <b>\$ 312,600,000</b>   | <b>0.24</b> | <b>0.18</b> | <b>\$ 100.00</b> | <b>\$ -</b>       | <b>\$ 312,656,250</b>   |
| Mortgage-Backed Securities | BANK OF MONTREAL CHICAGO    | 06366CE20 | \$ 50,000,000           | 0.09        | 0.09        | \$ 100.00        | \$ 875            | \$ 50,000,875           |
| Mortgage-Backed Securities | BANK OF MONTREAL CHICAGO    | 06366CJ25 | 100,000,000             | 0.10        | 0.10        | 100.00           | 1,944             | 100,001,944             |
| Commercial Paper           | BANK OF TOKYO-MITSUBISHI    | 06538CR29 | 50,000,000              | 0.00        | 0.17        | 100.00           | -                 | 50,000,000              |
| Commercial Paper           | BANK OF TOKYO-MITSUBISHI    | 06538CR86 | 100,000,000             | 0.00        | 0.15        | 100.00           | -                 | 100,000,000             |
| Commercial Paper           | BANK OF TOKYO-MITSUBISHI    | 06538CR94 | 50,000,000              | 0.00        | 0.15        | 100.00           | -                 | 50,000,000              |
| Commercial Paper           | BANK OF TOKYO-MITSUBISHI    | 06538CRD5 | 100,000,000             | 0.00        | 0.15        | 100.00           | -                 | 100,000,000             |
| Commercial Paper           | BANK OF TOKYO-MITSUBISHI    | 06538CRF0 | 100,000,000             | 0.00        | 0.15        | 100.00           | -                 | 100,000,000             |
| Commercial Paper           | BANK TOKYO-MIT UFJ NY       | 06538CRL7 | 100,000,000             | 0.00        | 0.15        | 100.00           | -                 | 100,000,000             |
| Commercial Paper           | BANK TOKYO-MIT UFJ NY       | 06538CRN3 | 100,000,000             | 0.00        | 0.15        | 100.00           | -                 | 100,000,000             |
| Commercial Paper           | BANK TOKYO-MIT UFJ NY       | 06538CRP8 | 50,000,000              | 0.00        | 0.17        | 100.00           | -                 | 50,000,000              |
| Commercial Paper           | BANK TOKYO-MIT UFJ NY       | 06538CRT0 | 100,000,000             | 0.00        | 0.15        | 100.00           | -                 | 100,000,000             |
| Commercial Paper           | BANK TOKYO-MIT UFJ NY       | 06538CRV5 | 100,000,000             | 0.00        | 0.15        | 100.00           | -                 | 100,000,000             |
| Commercial Paper           | MERCK & CO INC              | 58934BRW6 | 50,000,000              | 0.00        | 0.08        | 100.00           | -                 | 50,000,000              |
| Commercial Paper           | MERCK & CO INC              | 58934BRW6 | 75,000,000              | 0.00        | 0.06        | 100.00           | -                 | 75,000,000              |
| Commercial Paper           | MUFG UNION BANK NA          | 62478YR18 | 100,000,000             | 0.00        | 0.05        | 100.00           | -                 | 100,000,000             |
| Commercial Paper           | MUFG UNION BANK NA          | 62478YR67 | 40,000,000              | 0.00        | 0.07        | 100.00           | -                 | 40,000,000              |
| Commercial Paper           | MUFG UNION BANK NA          | 62478YRQ3 | 100,000,000             | 0.00        | 0.07        | 100.00           | -                 | 100,000,000             |
| Commercial Paper           | MUFG UNION BANK NA          | 62478YRU4 | 100,000,000             | 0.00        | 0.07        | 100.00           | -                 | 100,000,000             |
| Municipal Term Notes       | TOYOTA MOTOR CREDIT CORP    | 89236TAG0 | 50,000,000              | 0.40        | 0.40        | 100.00           | 50,138            | 50,050,138              |
| Municipal Time Deposits    | BANK OF SAN FRANCISCO PT    |           | 240,000                 | 0.45        | 0.45        | 100.00           | 270               | 240,270                 |
|                            |                             |           | <b>\$ 1,515,240,000</b> | <b>0.02</b> | <b>0.13</b> | <b>\$ 100.00</b> | <b>\$ 53,227</b>  | <b>\$ 1,515,293,227</b> |
| Mortgage-Backed Securities | BANK OF MONTREAL CHICAGO    | 06366CA32 | \$ 50,000,000           | 0.44        | 0.44        | \$ -             | \$ -              | \$ 13,992               |
| Mortgage-Backed Securities | BANK OF MONTREAL CHICAGO    | 06366CA32 | 25,000,000              | 0.44        | 0.44        | -                | -                 | 6,996                   |
| Mortgage-Backed Securities | BANK OF MONTREAL CHICAGO    | 06366CWA2 | 25,000,000              | 0.42        | 0.42        | -                | -                 | 9,287                   |
| Mortgage-Backed Securities | BANK OF NOVA SCOTIA HOUS    | 06417HVR4 | 50,000,000              | 0.45        | 0.45        | -                | -                 | 56,700                  |
| Money Market Funds         | BLACKROCK LIQUIDITY FUND    | 09248U718 | 5,001,535               | 0.01        | 0.01        | -                | -                 | 42                      |
| General Agencies           | FEDERAL HOME LOAN BANK      | 3130A35A8 | -                       | 0.57        | 0.57        | -                | -                 | 23,833                  |
| General Agencies           | FEDERAL HOME LOAN BANK      | 3130A35B6 | 50,000,000              | 0.40        | 0.40        | -                | -                 | 16,750                  |
| General Agencies           | FEDERAL HOME LOAN BANK      | 3130A3CE2 | 40,000,000              | 0.63        | 0.58        | -                | -                 | 125,000                 |
| General Agencies           | FARMER MAC                  | 31315P4S5 | 50,000,000              | 0.33        | 0.33        | -                | -                 | 13,875                  |
| General Agencies           | FARMER MAC                  | 31315PE47 | 25,000,000              | 0.48        | 0.48        | -                | -                 | 10,063                  |
| General Agencies           | FARMER MAC                  | 31315PJ83 | 25,000,000              | 0.34        | 0.34        | -                | -                 | 7,123                   |
| General Agencies           | FARMER MAC                  | 31315PQ69 | 50,000,000              | 0.41        | 0.41        | -                | -                 | 50,700                  |
| General Agencies           | FARMER MAC                  | 31315PTF6 | 50,000,000              | 0.17        | 0.17        | -                | -                 | 7,401                   |
| General Agencies           | FARMER MAC                  | 31315PTQ2 | 12,500,000              | 1.26        | 1.36        | -                | -                 | 78,750                  |

City and County of San Francisco

# Investment Transactions

## Pooled Fund

| Category of Investment | Issuer Name              | CUSIP     | Par Value               | Coupon      | YTM         | Price     | Interest    | Transaction           |
|------------------------|--------------------------|-----------|-------------------------|-------------|-------------|-----------|-------------|-----------------------|
| Jeral Agencies         | FARMER MAC               | 31315PUQ0 | 10,500,000              | 1.13        | 1.13        | -         | -           | 59,063                |
| Jeral Agencies         | FEDERAL HOME LOAN BANK   | 313378UB5 | 5,000,000               | 1.13        | 0.51        | -         | -           | 28,250                |
| Jeral Agencies         | FEDERAL HOME LOAN BANK   | 313379Z21 | 20,000,000              | 0.81        | 0.82        | -         | -           | 81,000                |
| Jeral Agencies         | FEDERAL FARM CREDIT BANK | 3133EAJF6 | 27,953,000              | 0.20        | 0.28        | -         | -           | 4,772                 |
| Jeral Agencies         | FEDERAL FARM CREDIT BANK | 3133EAQC5 | 50,000,000              | 0.19        | 0.36        | -         | -           | 7,944                 |
| Jeral Agencies         | FEDERAL FARM CREDIT BANK | 3133EAVE5 | 50,000,000              | 0.19        | 0.29        | -         | -           | 8,320                 |
| Jeral Agencies         | FEDERAL FARM CREDIT BANK | 3133ECLL6 | 10,000,000              | 0.60        | 0.60        | -         | -           | 30,000                |
| Jeral Agencies         | FEDERAL FARM CREDIT BANK | 3133ECLZ5 | 25,000,000              | 0.18        | 0.20        | -         | -           | 3,821                 |
| Jeral Agencies         | FEDERAL FARM CREDIT BANK | 3133ECV92 | 50,000,000              | 0.21        | 0.21        | -         | -           | 9,214                 |
| Jeral Agencies         | FEDERAL FARM CREDIT BANK | 3133ECVG6 | 23,520,000              | 0.26        | 0.26        | -         | -           | 15,059                |
| Jeral Agencies         | FEDERAL FARM CREDIT BANK | 3133EDB35 | 50,000,000              | 0.20        | 0.22        | -         | -           | 8,693                 |
| Jeral Agencies         | FEDERAL FARM CREDIT BANK | 3133EDFW7 | 50,000,000              | 0.23        | 0.23        | -         | -           | 9,929                 |
| Jeral Agencies         | FEDERAL FARM CREDIT BANK | 3133EDH21 | 50,000,000              | 0.20        | 0.20        | -         | -           | 8,374                 |
| Jeral Agencies         | FEDERAL FARM CREDIT BANK | 3133EDJA1 | 25,000,000              | 0.20        | 0.21        | -         | -           | 4,230                 |
| Jeral Agencies         | FEDERAL FARM CREDIT BANK | 3133EDP30 | 26,000,000              | 0.21        | 0.20        | -         | -           | 4,791                 |
| Jeral Agencies         | FEDERAL FARM CREDIT BANK | 3133EDRD6 | 50,000,000              | 0.17        | 0.19        | -         | -           | 20,005                |
| Jeral Agencies         | FEDERAL FARM CREDIT BANK | 3133EDZW5 | 25,000,000              | 0.20        | 0.20        | -         | -           | 4,257                 |
| Jeral Agencies         | FEDERAL FARM CREDIT BANK | 3133EEAN0 | 25,000,000              | 0.21        | 0.21        | -         | -           | 4,585                 |
| Jeral Agencies         | FEDERAL FARM CREDIT BANK | 3133EEAN0 | 25,000,000              | 0.21        | 0.22        | -         | -           | 4,585                 |
| Jeral Agencies         | FEDERAL FARM CREDIT BANK | 3133EEAN0 | 50,000,000              | 0.21        | 0.22        | -         | -           | 9,171                 |
| Jeral Agencies         | FEDERAL FARM CREDIT BANK | 3133EEBR0 | 25,000,000              | 0.21        | 0.22        | -         | -           | 4,435                 |
| Jeral Agencies         | FEDERAL FARM CREDIT BANK | 3133EEFX3 | 50,000,000              | 0.22        | 0.22        | -         | -           | 9,612                 |
| Jeral Agencies         | FEDERAL FARM CREDIT BANK | 3133EEMH0 | 35,000,000              | 0.22        | 0.24        | -         | -           | 6,688                 |
| Jeral Agencies         | FREDDIE MAC              | 3134G3P38 | -                       | 0.75        | 0.72        | -         | -           | 281,250               |
| Jeral Agencies         | FREDDIE MAC              | 3134G5XM2 | 25,000,000              | 0.50        | 0.50        | -         | -           | 31,250                |
| Jeral Agencies         | FANNIE MAE               | 3136G1K81 | -                       | 0.75        | 0.75        | -         | -           | 47,250                |
| Jeral Agencies         | FANNIE MAE               | 3136G1KN8 | 50,000,000              | 1.50        | 1.13        | -         | -           | 375,000               |
| Jeral Agencies         | FREDDIE MAC              | 3137EADS5 | 25,000,000              | 0.88        | 0.57        | -         | -           | 109,375               |
| Jeral Agencies         | FANNIE MAE               | 31398A4M1 | 25,000,000              | 1.63        | 2.22        | -         | -           | 203,125               |
| Jeral Agencies         | FANNIE MAE               | 31398A4M1 | 42,000,000              | 1.63        | 2.19        | -         | -           | 341,250               |
| Money Market Funds     | FIDELITY INSTITUTIONAL M | 316175108 | 5,003,961               | 0.01        | 0.01        | -         | -           | 41                    |
| Medium Term Notes      | GENERAL ELECTRIC CO      | 369604BE2 | 10,000,000              | 0.85        | 0.42        | -         | -           | 42,500                |
| Medium Term Notes      | GENERAL ELECTRIC CO      | 369604BE2 | 8,000,000               | 0.85        | 0.46        | -         | -           | 34,000                |
| Medium Term Notes      | GENERAL ELECTRIC CO      | 369604BE2 | 9,300,000               | 0.85        | 0.40        | -         | -           | 39,525                |
| Medium Term Notes      | GENERAL ELEC CAP CORP    | 36962G4M3 | 8,565,000               | 1.00        | -0.40       | -         | -           | 21,457                |
| Medium Term Notes      | GENERAL ELEC CAP CORP    | 36962G7A6 | 27,651,000              | 0.90        | 0.34        | -         | -           | 63,053                |
| Medium Term Notes      | GENERAL ELEC CAP CORP    | 36962G7A6 | 18,194,000              | 0.90        | 0.34        | -         | -           | 41,488                |
| Medium Term Notes      | GENERAL ELEC CAP CORP    | 36967FAB7 | 20,000,000              | 0.53        | 0.53        | -         | -           | 26,605                |
| Government CDs         | ROYAL BANK OF CANADA NY  | 78009NSA5 | 25,000,000              | 0.34        | 0.34        | -         | -           | 7,319                 |
| U.S. Treasuries        | US TREASURY N/B          | 912828PE4 | 25,000,000              | 1.25        | 0.61        | -         | -           | 156,250               |
| U.S. Treasuries        | US TREASURY N/B          | 912828RM4 | 25,000,000              | 1.00        | 0.74        | -         | -           | 125,000               |
| Government CDs         | WESTPAC BANKING CORP NY  | 96121TWJ3 | 25,000,000              | 0.41        | 0.41        | -         | -           | 25,663                |
| Government CDs         | WESTPAC BANKING CORP NY  | 96121TWK0 | 50,000,000              | 0.39        | 0.39        | -         | -           | 16,964                |
| Medium Term Notes      | WESTPAC BANKING CORP     | 9612E0DB0 | 50,000,000              | 0.43        | 0.42        | -         | -           | 17,118                |
|                        |                          |           | <b>\$ 1,689,188,496</b> | <b>0.47</b> | <b>0.45</b> | <b>\$</b> | <b>- \$</b> | <b>- \$ 2,772,794</b> |

Purchases  
 Sales  
 Maturities / Calls  
 Change in number of positions

# Non-Pooled Investments

| Security Name          | Settle  | Maturity | Duration    | Coupon      | Par Value           | Book Value          | Amortized           |                     |
|------------------------|---------|----------|-------------|-------------|---------------------|---------------------|---------------------|---------------------|
|                        | Date    | Date     |             |             |                     |                     | Book Value          | Market Value        |
| IDA SOUTH BEACH HARBOR | 1/20/12 | 12/1/16  | 1.54        | 3.50        | \$ 2,640,000        | \$ 2,640,000        | \$ 2,640,000        | \$ 2,640,000        |
|                        |         |          | <b>1.54</b> | <b>3.50</b> | <b>\$ 2,640,000</b> | <b>\$ 2,640,000</b> | <b>\$ 2,640,000</b> | <b>\$ 2,640,000</b> |
|                        |         |          | 1.54        | 3.50        | \$ 2,640,000        | \$ 2,640,000        | \$ 2,640,000        | \$ 2,640,000        |

## NON-POOLED FUNDS PORTFOLIO STATISTICS

|                       | Current Month |              | Prior Month  |              |
|-----------------------|---------------|--------------|--------------|--------------|
|                       | Fiscal YTD    | April 2015   | Fiscal YTD   | March 2015   |
| Average Daily Balance | \$ 2,957,072  | \$ 2,640,000 | \$ 2,991,788 | \$ 2,640,000 |
| Net Earnings          | \$ 86,188     | \$ 7,700     | \$ 78,488    | \$ 7,700     |
| Earned Income Yield   | 3.50%         | 3.55%        | 3.50%        | 3.43%        |

Securities were inherited by the City and County of San Francisco as successor agency to the San Francisco Redevelopment Agency. Average and amortized book value are derived from limited information received from the SFRDA and are subject to verification.

## **Barrett, Hyacinth (BOS)**

---

**From:** Erik.Rapoport@sfgov.org  
**Sent:** Friday, May 15, 2015 9:57 AM  
**To:** Barrett, Hyacinth (BOS)  
**Cc:** Caldeira, Rick (BOS)  
**Subject:** RE: Information Request - Ordinance No. 0330-97

Thanks for all your work on this. I have made so many requests, I have lost track, but it would be great to see the BOS files for the following 3 ordinances:

1. Ordinance # 248-95; File # 93-95-49.
2. Ordinance # 207-01- File #011608
3. Ordinance #80-02 - File #020468.

Is there a good time for me to stop by next Monday to review the files retrieved to date? I can wait a week if necessary.

Erik Rapoport  
Deputy City Attorney  
Labor Team  
(415) 554-3950

This electronic communication and its contents may contain confidential and/or legally privileged information. It is intended solely for the recipient(s) identified above. Unauthorized interception, review, use or disclosure of this communication's contents is prohibited and may violate applicable laws. If you are not the intended recipient, please contact the sender, delete the original message, and destroy all copies of the communication.

From: "Barrett, Hyacinth (BOS)" <hyacinth.barrett@sfgov.org>  
To: "Rapoport, Erik (CAT)" <erik.rapoport@sfgov.org>,  
Cc: "Caldeira, Rick (BOS)" <rick.caldeira@sfgov.org>  
Date: 05/14/2015 08:47 AM  
Subject: RE: Information Request - Ordinance No. 0330-97

---

Dear Mr. Rapoport:

We are unable to determine the contents of this 1997 file without reviewing it. We will order the file for delivery tomorrow and will contact you as soon as it arrives.

Sincerely,

Hyacinth Barrett  
Office of the Clerk of the Board  
1 Dr. Carlton B. Goodlett Place, City Hall, Room 244  
San Francisco, CA 94102-4689  
(415) 554-5184

Please complete a Board of Supervisors Customer Service Satisfaction form by clicking the link below.  
<http://www.sfbos.org/index.aspx?page=104>

**The Legislative Research Center provides 24-hour access to Board of Supervisors legislation, and archived matters since August 1998.**

*Disclosures: Personal information that is provided in communications to the Board of Supervisors is subject to disclosure under the California Public Records Act and the San Francisco Sunshine Ordinance. Personal information provided will not be redacted. Members of the public are not required to provide personal identifying information when they communicate with the Board of Supervisors and its committees. All written or oral communications that members of the public submit to the Clerk's Office regarding pending legislation or hearings will be made available to all members of the public for inspection and copying. The Clerk's Office does not redact any information from these submissions. This means that personal information—including names, phone numbers, addresses and similar information that a member of the public elects to submit to the Board and its committees—may appear on the Board of Supervisors website or in other public documents that members of the public may inspect or copy.*

**From:** Erik.Rapoport@sfgov.org [<mailto:Erik.Rapoport@sfgov.org>]  
**Sent:** Wednesday, May 13, 2015 3:59 PM  
**To:** Barrett, Hyacinth (BOS)  
**Cc:** Caldeira, Rick (BOS)  
**Subject:** Re: Information Request - Ordinance No. 0330-97

When we get a chance to look at the underlying BOS file, do you think we can figure out what is referred to in the ordinance when it says - "Providing for ratification of action previously taken"? and "Although the City has incurred no legal obligation under this Charter, . . . "?

Erik Rapoport  
Deputy City Attorney  
Labor Team  
(415) 554-3950

This electronic communication and its contents may contain confidential and/or legally privileged information. It is intended solely for the recipient(s) identified above. Unauthorized interception, review, use or disclosure of this communication's contents is prohibited and may violate applicable laws. If you are not the intended recipient, please contact the sender, delete the original message, and destroy all copies of the communication.

From: "Barrett, Hyacinth (BOS)" <[hyacinth.barrett@sfgov.org](mailto:hyacinth.barrett@sfgov.org)>  
To: "Rapoport, Erik (CAT)" <[erik.rapoport@sfgov.org](mailto:erik.rapoport@sfgov.org)>,  
Date: 05/12/2015 11:07 AM  
Subject: Information Request - Ordinance No. 0330-97

---

Dear Mr. Rapoport:

In response to your information request, I have attached a pdf copy of Ordinance No. 0330-97, File No. 93-97-47. Please let us know if you need the entire file sooner than Monday afternoon and we will submit the request on a priority basis.

Sincerely,

Hyacinth Barrett  
Office of the Clerk of the Board  
1 Dr. Carlton B. Goodlett Place, City Hall, Room 244  
San Francisco, CA 94102-4689  
(415) 554-5184

Please complete a Board of Supervisors Customer Service Satisfaction form by clicking the link below.  
<http://www.sfbos.org/index.aspx?page=104>

**The Legislative Research Center provides 24-hour access to Board of Supervisors legislation, and archived matters since August 1998.**

***Disclosures:** Personal information that is provided in communications to the Board of Supervisors is subject to disclosure under the California Public Records Act and the San Francisco Sunshine Ordinance. Personal information provided will not be redacted. Members of the public are not required to provide personal identifying information when they communicate with the Board of Supervisors and its committees. All written or oral communications that members of the public submit to the Clerk's Office regarding pending legislation or hearings will be made available to all members of the public for inspection and copying. The Clerk's Office does not redact any information from these submissions. This means that personal information—including names, phone numbers, addresses and similar information that a member of the public elects to submit to the Board and its committees—may appear on the Board of Supervisors website or in other public documents that members of the public may inspect or copy.*



---

**From:** Board of Supervisors, (BOS)  
**To:** BOS-Supervisors; BOS-Legislative Aides  
**Subject:** FW: HRC 201 Form (SF Administrative Code Chapters 12B and 14B Waiver Request Form) for Ventura County/Gartner agreement  
**Attachments:** SMAIN-6TH-F15051314370.pdf

---

**From:** Chesley, Emily (LIB)  
**Sent:** Friday, May 15, 2015 1:08 PM  
**To:** Board of Supervisors, (BOS); Winchester, Tamra (ADM)  
**Cc:** Wang, Edward (LIB)  
**Subject:** HRC 201 Form (SF Administrative Code Chapters 12B and 14B Waiver Request Form) for Ventura County/Gartner agreement

Hi-

Please find attached a completed HRC 201 Form (SF Administrative Code Chapters 12B and 14B Waiver Request Form) for approval of the Contracts Monitoring Division (CMD). A justification note is also attached.

The Board of Supervisors is included in this email per the instructions on the HRC 201 form.

Please feel free to contact me if you have any questions. Thank you.

**Emily**

**Emily Chesley**

SF Public Library/Finance

100 Larkin St.

San Francisco, CA 94102

Work schedule: 11:30-5 PM Tues, Wed, Thurs

Tel: (415)557-4258

Fax: (415)437-4830

[Emily.Chesley@sfpl.org](mailto:Emily.Chesley@sfpl.org)

20



# CITY AND COUNTY OF SAN FRANCISCO HUMAN RIGHTS COMMISSION

## S.F. ADMINISTRATIVE CODE CHAPTERS 12B and 14B WAIVER REQUEST FORM (HRC Form 201)

|                         |
|-------------------------|
| <b>FOR HRC USE ONLY</b> |
| Request Number: _____   |
|                         |
|                         |

### ▶ Section 1. Department Information

Department Head Signature: \_\_\_\_\_

Name of Department: San Francisco Public Library - Information Technology

Department Address: 100 Larkin Street, San Francisco, CA 94102

Contact Person: Michael Liang

Phone Number: 415-557-4340

Fax Number: 415-557-4264

### ▶ Section 2. Contractor Information

Contractor Name: County of Ventura

Contact Person: Winston Blackwell

Contractor Address: 800 South Victoria Ave, L#1100, Ventura, CA 930009

Vendor Number (if known): C05981

Contact Phone No.: 530-642-0130

### ▶ Section 3. Transaction Information

Date Waiver Request Submitted: 5/7/15

Type of Contract: annual

Contract Start Date: PO award date

End Date: 1yr

Dollar Amount of Contract: \$42,948

### ▶ Section 4. Administrative Code Chapter to be Waived (please check all that apply)

Chapter 12B

Chapter 14B *Note: Employment and LBE subcontracting requirements may still be in force even when a 14B waiver (type A or B) is granted.*

### ▶ Section 5. Waiver Type (Letter of Justification *must* be attached, see Check List on back of page.)

A. Sole Source

B. Emergency (pursuant to Administrative Code §6.60 or 21.15)

C. Public Entity

D. No Potential Contractors Comply – Copy of waiver request sent to Board of Supervisors on:

E. Government Bulk Purchasing Arrangement – Copy of waiver request sent to Board of Supervisors on:

F. Sham/Shell Entity – Copy of waiver request sent to Board of Supervisors on:

G. Local Business Enterprise (LBE) (for contracts in excess of \$5 million; see Admin. Code §14B.7.1.3)

H. Subcontracting Goals

|                           |                           |
|---------------------------|---------------------------|
| <b>HRC ACTION</b>         |                           |
| 12B Waiver Granted: _____ | 14B Waiver Granted: _____ |
| 12B Waiver Denied: _____  | 14B Waiver Denied: _____  |
| Reason for Action: _____  |                           |
| HRC Staff: _____          | Date: _____               |
| HRC Staff: _____          | Date: _____               |
| HRC Director: _____       | Date: _____               |

|                                                                                                          |                               |
|----------------------------------------------------------------------------------------------------------|-------------------------------|
| <b>DEPARTMENT ACTION</b> – This section must be completed and returned to HRC for waiver types D, E & F. |                               |
| Date Waiver Granted: _____                                                                               | Contract Dollar Amount: _____ |

PURCHASING AUTHORITY 21.16 USE OF PURCHASING AGREEMENTS AND  
RECIPROCAL AGREEMENTS WITH OTHER PUBLIC AND NON-PROFIT AGENCIES;  
SOLICITATIONS FOR MULTIPLE DEPARTMENTS.

A CONSORTIUM OF COUNTIES INCLUDING RIVERSIDE, KERN, CONTRA COSTA, AND VENTURA  
COUNTIES SOLICITED FIVE VENDOR PROPOSALS IN 2003, AND THE MULTI-COUNTY  
EVALUATION TEAM SELECTED GARTNER, INC. AS THE PREFERRED PROVIDER FOR THE  
CONSORTIUM PURCHASE OF TECHNOLOGY ADVISORY SERVICES. GARTNER OFFERED  
AGGRESSIVE VOLUME DISCOUNT TERMS AND EXTENSIVE RESEARCH CAPABILITIES.

PURCHASING TECHNOLOGY ADVISORY SERVICES FROM GARTNER, INC. THROUGH THE COUNTY  
OF VENTURA IS IN THE BEST INTEREST OF THE CITY AND COUNTY OF SAN FRANCISCO.

Leg Clerk / Leg Dep  
0: Bos - 11, COB  
Dep City atty  
C page, Margers

1 ANDREW M. ZACKS (SBN 147794)  
2 EMILY H. LOWTHER (SBN 284943)  
3 ZACKS & FREEDMAN, P.C.  
4 235 Montgomery Street, Suite 400  
San Francisco, CA 94104  
Tel: (415) 956-8100  
Fax: (415) 288-9755  
emily@zulpc.com

5 Attorneys for Plaintiff  
6 1049 Market Street, LLC

7  
8 UNITED STATES DISTRICT COURT  
9 NORTHERN DISTRICT OF CALIFORNIA  
10 SAN FRANCISCO

RECEIVED  
BOARD OF SUPERVISORS  
SAN FRANCISCO  
MAY 15 PM 3:46  
AK

ZACKS & FREEDMAN, P.C.  
235 MONTGOMERY STREET, SUITE 400  
SAN FRANCISCO, CALIFORNIA 94104

12 1049 MARKET STREET, LLC, a  
13 California Limited Liability Company,

14 Plaintiffs,

15 vs.

16 CITY AND COUNTY OF SAN  
17 FRANCISCO, BOARD OF  
18 SUPERVISORS OF THE CITY AND  
19 COUNTY OF SAN FRANCISCO,  
20 PLANNING DEPARTMENT OF THE  
21 CITY AND COUNTY OF SAN  
22 FRANCISCO, SAN FRANCISCO  
23 DEPARTMENT OF BUILDING  
24 INSPECTION, SAN FRANCISCO  
BUILDING INSPECTION COMMISSION,  
SAN FRANCISCO BOARD OF  
APPEALS, and DOES 1-50,

25 Defendants.  
26  
27  
28

Case Number: 3:15-cv-02075

**PLAINTIFF'S VERIFICATION OF  
COMPLAINT FOR INJUNCTIVE  
RELIEF AND DAMAGES FOR  
VIOLATION OF CIVIL RIGHTS;  
PETITION FOR WRIT OF MANDATE**

[42 U.S.C § 1983; 28 U.S.C § 1367(a); Cal.  
Civ. Proc. Code § 1085 or § 1094.5]

21

1  
2  
3  
4  
5  
6  
7  
8  
9  
10  
11  
12  
13  
14  
15  
16  
17  
18  
19  
20  
21  
22  
23  
24  
25  
26  
27  
28

VERIFICATION

I, the undersigned, declare:

I, Amy Bogart, am a member of Plaintiff and Petitioner 1049 Market Street, LLC ("1049 Market"), and am authorized to execute this verification on behalf of 1049 Market. I have read the foregoing Petition and Complaint, filed on May 8, 2015, in the above entitled-action and know its contents. The matters stated in this Petition and Complaint, filed on May 8, 2015, in the above-entitled action are true based on my own knowledge.

I declare under penalty of perjury under the laws of the State of California that the foregoing is true and correct.

Executed on May 14 2015, in San Francisco, California.

  
\_\_\_\_\_  
Amy Bogart

ZACKS & FRIEDMAN, P.C.  
235 MONTGOMERY STREET, SUITE 400  
SAN FRANCISCO, CALIFORNIA 94104

1  
2  
3  
4  
5  
6  
7  
8  
9  
10  
11  
12  
13  
14  
15  
16  
17  
18  
19  
20  
21  
22  
23  
24  
25  
26  
27  
28

ANDREW M. ZACKS (SBN 147794)  
EMILY H. LOWTHER (SBN 284943)  
ZACKS & FREEDMAN, P.C.  
235 Montgomery Street, Suite 400  
San Francisco, CA 94104  
Tel: 415.956.8100  
Fax: 415.288.9755

Attorneys for Plaintiff,  
1049 Market Street, LLC

RECEIVED  
BOARD OF SUPERVISORS  
SAN FRANCISCO  
2015 MAY 15 PM 3:46  
Ak

UNITED STATES DISTRICT COURT  
NORTHERN DISTRICT OF CALIFORNIA  
SAN FRANCISCO

1049 MARKET STREET, LLC, a California  
Limited Liability Company,

Plaintiffs,

v.

CITY AND COUNTY OF SAN  
FRANCISCO, BOARD OF SUPERVISORS  
OF THE CITY AND COUNTY OF SAN  
FRANCISCO, PLANNING DEPARTMENT  
OF THE CITY AND COUNTY OF SAN  
FRANCISCO, SAN FRANCISCO  
DEPARTMENT OF BUILDING  
INSPECTION, SAN FRANCISCO  
BUILDING INSPECTION COMMISSION,  
SAN FRANCISCO BOARD OF APPEALS,  
and DOES 1-50,

Defendants.

CASE NO.: 3:15-cv-02075

**PROOF OF SERVICE**

1  
2  
3  
4  
5  
6  
7  
8  
9  
10  
11  
12  
13  
14  
15  
16  
17  
18  
19  
20  
21  
22  
23  
24  
25  
26  
27  
28

**PROOF OF SERVICE**  
UNITED STATES DISTRICT COURT, NORTHERN DISTRICT OF CALIFORNIA  
SAN FRANCISCO  
Case Number: 3:15-cv-02075

I, Betzy Lesser, declare that:

I am employed in the County of San Francisco, State of California. I am over the age of 18, and am not a party to this action. My business address is 235 Montgomery Street, Suite 400, San Francisco, California 94104.

On May 15, 2015, I served:

**1. PLAINTIFF'S VERIFICATION OF COMPLAINT FOR INJUNCTIVE RELIEF AND DAMAGES FOR VIOLATION OF CIVIL RIGHTS; PETITION FOR WRIT OF MANDATE**

in said cause addressed as follows:

|                                                                                                                     |                                                                                                                                        |
|---------------------------------------------------------------------------------------------------------------------|----------------------------------------------------------------------------------------------------------------------------------------|
| City & County of San Francisco<br>1 Dr. Carlton B. Goodlett Place,<br>City Hall Room 200<br>San Francisco, CA 94102 | San Francisco Board of Supervisors<br>San Francisco City Hall,<br>1 Dr. Carlton B. Goodlett Place, Room 244<br>San Francisco, CA 94102 |
| San Francisco Planning Department<br>1650 Mission Street, Suite #400<br>San Francisco, CA 94103                     | San Francisco Department of Building<br>Inspection<br>1660 Mission Street<br>San Francisco, CA 94103                                   |
| San Francisco Building Inspection Commission<br>1660 Mission Street<br>San Francisco, CA 94103                      | San Francisco Board of Appeals<br>1650 Mission Street, #304<br>San Francisco, CA 94103                                                 |

**/XX/ (BY PROFESSIONAL MESSENGER SERVICE)** By placing and true copy thereof in a sealed envelope, and causing said envelope to be delivered by professional messenger service to the addressee(s) listed above.

I declare under penalty of perjury under the laws of the State of California that the foregoing is true and correct. Executed on May 15, 2015 at San Francisco, California.

\_\_\_\_\_  
BETZY LESSER

---

**From:** Board of Supervisors, (BOS)  
**To:** BOS-Supervisors  
**Subject:** FW: 212 signers: Fix the MTA! petition

---

**From:** Peter Kirby [<mailto:petitions@moveon.org>]  
**Sent:** Sunday, May 17, 2015 12:49 AM  
**To:** Board of Supervisors, (BOS)  
**Subject:** 212 signers: Fix the MTA! petition

Dear Clerk of the Board,

I started a petition to you titled *Fix the MTA!*. So far, the petition has 212 total signers.

You can post a response for us to pass along to all petition signers by clicking here:  
[http://petitions.moveon.org/target\\_talkback.html?tt=tt-70172-custom-39492-20250517-1SdIVU](http://petitions.moveon.org/target_talkback.html?tt=tt-70172-custom-39492-20250517-1SdIVU)

The petition states:

"We support a Charter Amendment to reform the San Francisco Municipal Transit Agency (SFMTA / MTA) and request that the District Supervisors support a ballot initiative to let the voters decide. It is Muni's job to get us where we need to go, not tell us how to get there. "

To download a PDF file of all your constituents who have signed the petition, including their addresses, click this link: [http://petitions.moveon.org/deliver\\_pdf.html?job\\_id=1514466&target\\_type=custom&target\\_id=39492](http://petitions.moveon.org/deliver_pdf.html?job_id=1514466&target_type=custom&target_id=39492)

To download a CSV file of all of your constituents who have signed the petition, including their addresses, click this link:

[http://petitions.moveon.org/deliver\\_pdf.html?job\\_id=1514466&target\\_type=custom&target\\_id=39492&csv=1](http://petitions.moveon.org/deliver_pdf.html?job_id=1514466&target_type=custom&target_id=39492&csv=1)

Thank you.

--Peter Kirby

---

*If you have any other questions, please email [petitions@moveon.org](mailto:petitions@moveon.org).*

*The links to download the petition as a PDF and to respond to all of your constituents will remain available for the next 14 days.*

*This email was sent through MoveOn's petition website, a free service that allows anyone to set up their own online petition and share it with friends. MoveOn does not endorse the contents of petitions posted on our public petition website. If you don't want to receive further emails updating you on how many people have signed this petition, click here:*

[http://petitions.moveon.org/delivery\\_unsub.html?e=A6ccxHGcs0jUOkZWj4v0gUJvYXJkLm9mLlN1cGVydmlzb3JzQHNmZ292Lm9yZw--&petition\\_id=70172](http://petitions.moveon.org/delivery_unsub.html?e=A6ccxHGcs0jUOkZWj4v0gUJvYXJkLm9mLlN1cGVydmlzb3JzQHNmZ292Lm9yZw--&petition_id=70172).

22



---

**From:** Board of Supervisors, (BOS)  
**To:** BOS-Supervisors  
**Subject:** FW: Bay to Breakers!

---

**From:** Margaret McNamara [<mailto:gldretlvr@gmail.com>]  
**Sent:** Monday, May 18, 2015 8:47 AM  
**To:** Board of Supervisors, (BOS)  
**Subject:** Bay to Breakers!

Dear All the San Francisco Supervisors!

I am a native San Franciscan and live in the Portola District of the City on Silliman Street, right off of Silver Avenue in the Southern part of the City. Yesterday I was going to visit a friend in Santa Rosa. I understood Bay to Breakers was happening so I left my house at 9:30am to get to Santa Rosa by 11:30am. I thought that would allow plenty of time for me to get through the city. Boy was I wrong!

The only thru streets that were open was the Embarcadero and 19th Avenue. There was no way to get from the South to the Northern part of the city through the Bay to Breakers parade. It was absolutely ridiculous. How can you stop traffic from one side of the city to the other and inconvenience tens of thousands of citizens?????? The real race goes on for about an hour, the rest of the race is a "party" not a race! That is the truth and everyone knows that.

I proposed opening many thoroughfares like major streets, such as Fillmore, Van Ness, Divisadero for example. It's just not right that the whole city is in a stand still for a huge party! The traffic was (I have no words to express it), it was like a parking lot as I was trying to drive from Hayes to the Haight to the Embarcadero trying to go north to the bridge. I was so incredible frustrated. My car was overheating, my dogs in the back were stressed. It was a nightmare!!!!!!!!!!!!!!!!!!!!

I finally went over the Bay Bridge (after 2 hours of driving around trying to figure out a way to get to the Golden Gate Bridge) down 80 over the Richmond San Rafael bridge to get to Santa Rosa. I should have done that at 9:30am. I knew it was Bay to Breakers, but not in my wildest dreams did I think the whole city would be shut down for a frigging foot race. This is simply not right for the citizens of San Francisco for us who don't participate in the "party" of Bay to Breakers! THIS MUST CHANGE.

Margaret McNamara  
415-335-0725  
[www.ngr.org](http://www.ngr.org)

23



CITY AND COUNTY OF SAN FRANCISCO  
OFFICE OF THE CONTROLLER

B0511, COB, LU /CPage

Ben Rosenfield  
Controller

Todd Rydstrom  
Deputy Controller

May 18, 2015

The Honorable Board of Supervisors  
City and County of San Francisco  
Room 244, City Hall

Angela Calvillo  
Clerk of the Board of Supervisors  
Room 244, City Hall

RECEIVED  
BOARD OF SUPERVISORS  
SAN FRANCISCO  
MAY 18 AM 11:23  
AK

**Re: Office of Economic Analysis Impact Report for File Numbers 150295 and 150363**

Dear Madam Clerk and Members of the Board:

The Office of Economic Analysis is pleased to present you with its economic impact report on file numbers 150295 and 150363, "Amending the Regulations of Short-Term Residential Rentals: Economic Impact Report." If you have any questions about this report, please contact me at (415) 554-5268.

Best Regards,

Ted Egan  
Chief Economist

cc Andrea Ausberry, Committee Clerk, Land Use and Transportation Committee

24

# Amending the Regulation of Short-Term Residential Rentals: Economic Impact Report

Office of Economic Analysis  
Items #150295 and #150363

May 18<sup>th</sup>, 2015



## Introduction

- The Office of Economic Analysis (OEA) has prepared this economic impact report in response to the introduction of two proposed ordinances that would modify the regulation of short-term rentals in San Francisco:
  - Item #150295, introduced by Supervisor Campos on April 14<sup>th</sup> ("the Campos legislation").
  - Item #150363, introduced by Mayor Lee and Supervisor Farrell, also on April 14<sup>th</sup> ("the Mayor/Farrell legislation").
- A short-term rental (STR) is the leasing of a residential unit for a short period. The lessor may be a unit's owner or its tenant, and is referred to in this report as a "host".
- While a segment of the city's housing has been used for this purpose since at least 1990, the development of online hosting platforms since 2005 has given the practice more prominence.
- The City clarified its regulation of short-term rentals with the passage of Ordinance 218-14 in 2014.
- That ordinance established rules regarding registration and reporting of short-term rental activity, set annual limits, and established rules for enforcement and redress.
- Major differences between Ordinance 218-14 and the proposed ordinances are set forth on the following two pages.



## Major Differences between Current Law and the Two Proposed Ordinances

| Provisions                       | Current Law                                                                            | Mayor/Farrell Legislation                           | Campos Legislation                                                                                                                         |
|----------------------------------|----------------------------------------------------------------------------------------|-----------------------------------------------------|--------------------------------------------------------------------------------------------------------------------------------------------|
| Annual Hosting Days              | 90 for entire units, unlimited for hosted.                                             | 120                                                 | 60. Platforms prohibited from listing units known to exceed the 60 day limit.                                                              |
| Civil Proceedings by the City    | Allowable only after a complaint and Planning determination                            | Any time                                            | Any time                                                                                                                                   |
| Definition of "Interested Party" | Unit owner; HOA or resident of the building; the City; non-profit dedicated to housing | Adds permanent residents or owners within 100 feet. | Adds permanent residents, not absentee owners, within 100 feet                                                                             |
| Private Right of Action          | Allowable only after a complaint and Planning determination.                           | Allowable after a complaint.                        | Allowable after a complaint.                                                                                                               |
| Criminal Penalties               | Hosts' violations are misdemeanors                                                     | Same as current law.                                | Adds that platform violations are also misdemeanors                                                                                        |
| Registry Requirements            | Host must register and remain in good standing                                         | Same as current law                                 | Platforms prohibited from listing units not in good standing. Planning required to notify neighbors upon receipt of completed application. |



## Major Differences between Current Law and the Two Proposed Ordinances (continued)

| <b>Provisions</b>      | <b>Current Law</b>                                     | <b>Mayor Legislation</b>                 | <b>Campos Legislation</b>                            |
|------------------------|--------------------------------------------------------|------------------------------------------|------------------------------------------------------|
| Reporting Requirements | Hosts must report annual usage as STRs.                | Same as current law                      | Adds a quarterly reporting requirement for platforms |
| Privacy                | Registry is a public document; host names are redacted | Host names and addresses to be redacted. | Host names and addresses to be redacted.             |



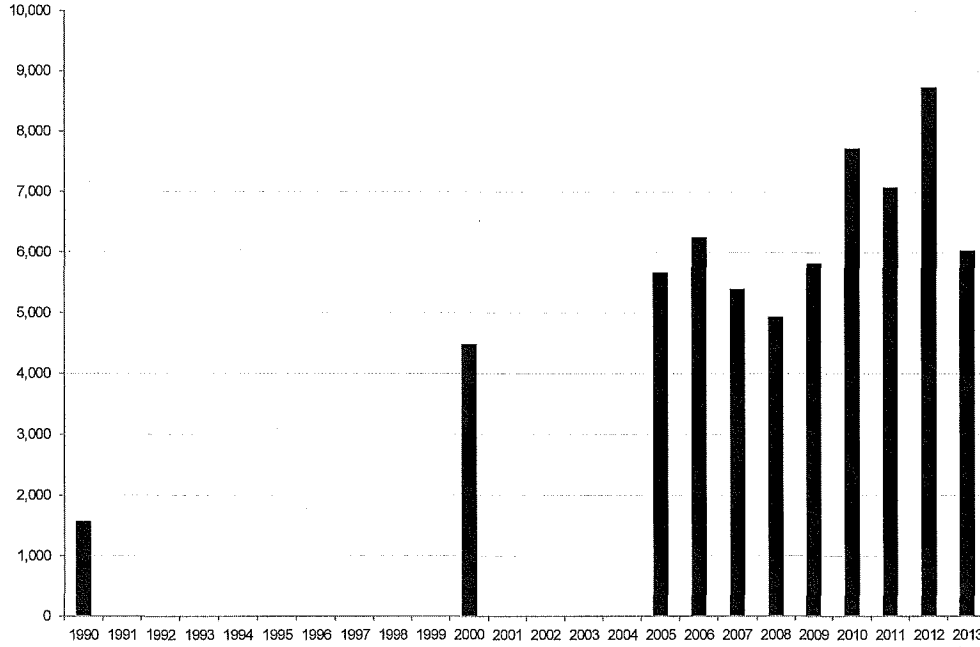
## Background

- Online hosting platforms such as Airbnb (founded 2008), VRBO (founded 1995), and HomeAway (founded 2005) have facilitated the listing of residential property for short-term use.
- Airbnb, in particular, also permits the leasing of a private or shared room, in an otherwise occupied unit.
- Hosting platforms facilitate these transactions by not only creating an online marketplace that processes the financial transaction, but by providing insurance, communication, and reviewing tools that allow both sides an opportunity to reduce their risk.
- While these platforms facilitate the short-term rental of a unit by an occupant, who either remains in, or temporarily vacates, the unit, they also facilitate a form of serial short-term renting in which the unit is never occupied by a resident, and effectively becomes a hotel room.
- In the former situation, short-term renting may increase the population density of the city, but does not affect the demand for or supply of housing for residential use.
- In the latter situation, short-term renting effectively removes the unit from the residential housing market.



# Housing Use for Tourism in San Francisco, 1990-2013

Housing Units Recorded by the Census as Vacant because of "Seasonal, Recreational, or Occasional Use" in San Francisco, 1990-2013



The chart to the left indicates the number of housing units represented as vacant in San Francisco for what the Census terms "seasonal, recreational, or occasional use. Some housing has been used for tourism since at least 1990, but the number grew rapidly from 1990 through 2012, where it peaked at 9,000 units, approximately 2.4% of the city's housing stock.

In 2013, the number dropped to 2005/2006 levels.

From the Census data, it is impossible to determine if these units are being kept off the residential market entirely, or only used for tourism reasons from time to time.





## Potential Economic Benefits of Short-Term Rentals

- Short-term rentals provide additional income to hosts, increase the City's hotel tax revenue, and increase the amount of visitor spending that occurs in the city.
- In cases when a host temporarily vacates the unit for a visitor, then the city's economy receives host income and visitor spending, but may lose resident spending, depending on where the resident relocates.
- San Francisco Travel has recently conducted an intercept survey of visitors to the city, which asked about their spending patterns and lodging type. The research found that visitors staying in short-term rentals spent (as a party) an average of \$215 per day at local businesses.
- The OEA has no information on how many residents temporarily move within the city, or outside the city, to accommodate a short-term visitor. If only 25% remain in the city, which is probably a conservative assumption, then based on the average resident household expenditures, and the mix of Airbnb rental types scraped from its website in 2014, the net increase in spending per STR unit per rental day is \$177.
- The SF Travel research indicated that STR guests spend \$95 per day for lodging, on average, which would lead to a \$13.30 per day hotel tax.
- According to the OEA's REMI model, the total economic impact of such daily spending at businesses, including multiplier effects, is \$376.



## Potential Economic Costs of Short-Term Renting

- According to the Planning Department, although Ordinance 218-14 limits the number of nights per year that a unit may be legally used for short-term rentals to 275, in practice this limit is unenforceable. This is because it is impracticable to determine whether or not a host is in their unit on a given night.
- As a result, if the incentives exist, a host may fully withdraw the housing unit from the residential market, and use it for short-term renting on a full-time basis, potentially up to every night of the year.
- If short-term renting results in the withdrawal of a housing unit from the residential market, then the reduced supply would lead to higher housing costs.
- The citywide economic harms associated with higher housing costs are fairly severe. According to the REMI model, removing a single housing unit from the market would have a total economic impact on the city's economy of approximately -\$250,000 to -\$300,000 per year. This exceeds the annual total economic benefit from visitor spending, host income, and hotel tax, given prevailing short-term rental rates.
- On a net basis, then, a housing unit withdrawn from the market to be used for short-term rentals produces a negative economic impact on the city, even if the unit generates host income, visitor spending, and hotel tax every day of the year.



## Economic Impact Factors

- In terms of the two proposed ordinances, the OEA projects that both would affect the city's economy in two primary ways:
  1. By affecting the incentive of a host to remove a unit from the housing market and devote it to short-term rental use on a full-time basis, through the annual caps that each would impose. Compared to the current regulation of short-term rentals, establishing an effective cap to maintain housing on the market would prevent housing price inflation, and would have a positive economic impact.
  2. By affecting the amount of host income, visitor spending, and hotel tax that short-term renting adds to the city's economy. Compared to current law, establishing an effective cap would reduce that spending and tend to affect the economy in a negative way.
- The analysis that follows presumes that the annual caps in each ordinance are enforceable. The OEA cannot assess the relative efficacy of the different enforcement mechanisms in each proposed ordinance.



## Methodology

- The OEA is not aware of any sources of data on the number of housing units taken off the market to be used as a short-term rental on a full-time basis, within San Francisco.
- Because we lack data on how owners and tenants actually behave in this regard, this report studies the economic incentives that a host faces, given the current state of the market for short-term rentals and rental housing. This involves comparing the income that a host could potentially receive by renting a vacant unit as a short-term rental, and as a long-term residential rental.
- We acquired data retrieved from Airbnb's and Craigslist's websites, and for data quality reasons focused on our comparison on 2 bedroom units in neighborhoods that had over 20 listings in both of the samples.
- We then estimated the income that a host would receive, by deducting various operating expenses. This allowed us to estimate an average daily income associated with short-term renting, and an average annual income associated with long-term residential renting.
- We then calculated the number of days per year that a unit would have to be in operation as a short-term rental, for its STR income to equal its annual income as a residential rental.
- A given annual cap is likely to produce a positive economic impact if it is below that break-even level. However, a cap that is far below the threshold would reduce the positive economic and fiscal benefits of short-term renting, and thus the overall economic impact, because it would limit spending, host income, and hotel tax revenue, without providing significant additional protection to the housing stock.



## Short-Term and Long-Term Rental Rates for Entire 2 Bedroom Units in 16 San Francisco Neighborhoods, 2014

| Neighborhood       | Airbnb Count | Average Price | Craigslist Count | Average Price |
|--------------------|--------------|---------------|------------------|---------------|
| BernalHeights      | 70           | \$207         | 145              | \$3,585       |
| Castro/UpperMarket | 74           | \$252         | 222              | \$4,372       |
| HaightAshbury      | 45           | \$250         | 179              | \$3,990       |
| InnerRichmond      | 25           | \$222         | 223              | \$3,440       |
| InnerSunset        | 21           | \$186         | 196              | \$3,585       |
| Marina             | 42           | \$324         | 239              | \$4,904       |
| Mission            | 145          | \$238         | 406              | \$4,472       |
| NobHill            | 30           | \$273         | 267              | \$4,459       |
| NoeValley          | 52           | \$258         | 336              | \$4,135       |
| NorthBeach         | 27           | \$292         | 154              | \$4,614       |
| OuterRichmond      | 21           | \$193         | 242              | \$3,052       |
| PacificHeights     | 29           | \$307         | 313              | \$5,247       |
| PotreroHill        | 38           | \$290         | 325              | \$4,396       |
| RussianHill        | 35           | \$488         | 166              | \$4,811       |
| SouthofMarket      | 58           | \$331         | 2354             | \$4,890       |
| WesternAddition    | 76           | \$392         | 758              | \$4,030       |



## Cost Assumptions Used in Estimating Short-Term and Long-Term Rental Income

| <b>Costs applicable to Short-Term Rental Hosts</b> | <b>Costs Applicable to Residential Lessors</b> |
|----------------------------------------------------|------------------------------------------------|
| Hosting Fee: 3% of revenue                         | Residential vacancy loss – 3.7% of revenue     |
| Fixed cost of furnishing unit: 1.5% of revenue     | Apartment management fee – 7% of revenue       |
| Gas & Electric: 3% of revenue                      | Water – 1.5% of revenue                        |
| Cable / Phone / Internet: 1.5% of revenue          | Garbage – 1% of revenue                        |
| Water – 1.5% of revenue                            | <b>Operating Income –87% of revenue</b>        |
| Garbage – 1% of revenue                            | Maintenance – 10% of operating income          |
| <b>Operating Income– 88% of revenue</b>            |                                                |
| Maintenance – 15% of operating income              |                                                |
| <b>Income: 75% of revenue</b>                      | <b>Income: 78% of revenue</b>                  |



## Break-Even Analysis Results

| Neighborhood        | Average Annual Income, Long-Term Rental | Average Daily Income, Short-Term Rental | Average Days of Short-Term Rental to Equal Long-Term Rental Income |
|---------------------|-----------------------------------------|-----------------------------------------|--------------------------------------------------------------------|
| Bernal Heights      | \$33,555                                | \$155                                   | 217                                                                |
| Castro/Upper Market | \$40,921                                | \$189                                   | 217                                                                |
| Haight Ashbury      | \$37,347                                | \$188                                   | 200                                                                |
| Inner Richmond      | \$32,200                                | \$166                                   | 194                                                                |
| Inner Sunset        | \$33,555                                | \$140                                   | 241                                                                |
| Marina              | \$45,902                                | \$243                                   | 189                                                                |
| Mission             | \$41,854                                | \$178                                   | 235                                                                |
| Nob Hill            | \$41,734                                | \$205                                   | 204                                                                |
| Noe Valley          | \$38,699                                | \$194                                   | 200                                                                |
| North Beach         | \$43,185                                | \$219                                   | 198                                                                |
| Outer Richmond      | \$28,568                                | \$144                                   | 198                                                                |
| Pacific Heights     | \$49,111                                | \$230                                   | 214                                                                |
| Potrero Hill        | \$41,148                                | \$217                                   | 190                                                                |
| Russian Hill        | \$45,034                                | \$366                                   | 123                                                                |
| South of Market     | \$45,767                                | \$248                                   | 185                                                                |
| Western Addition    | \$37,725                                | \$294                                   | 129                                                                |

Analysis of 2 bedroom entire apartment data from 16 San Francisco neighborhoods reveals that the average number of days that a host would need to engage in short-term renting, to equal the average income they could receive from residential renting, ranges from 123 days a year in Russian Hill to 241 days a year in the Inner Sunset.

This analysis suggests that an STR use at a maximum occupancy rate (such as 85%-90%, or 310-330 days a year) would easily exceed the break-even point in every neighborhood. For this reason, some cap is necessary to prevent a negative economic impact.

These results further suggest that both the 60-day and 120-day caps in the two proposed ordinances are conservative, and likely to eliminate the risk of withdrawal of housing units from the residential market, in the vast majority of cases. Because the Mayor/Farrell legislation would allow more short-term renting while discouraging the withdrawal of housing units, it likely has a more positive economic impact.



## Caveats to This Analysis

- Because of data limitations, the analysis in this report covers only 2 bedroom units. While the findings from these areas are fairly conclusive, it is possible that the short-term rental market places a higher value on other unit sizes, relative to the residential market.
- Secondly, this analysis also only considers the relative income that a host would receive putting an entire vacant unit into service as a short-term rental or a long-term rental. It does not compare the short-term market for private rooms, with the residential market for roommates: private rooms within residential units.
- Analysis of this second question is complicated by the fact that an owner or tenant of an occupied unit with a spare bedroom essentially faces three choices: short-term renting, finding long-term roommate, or personal use of the additional space.
- U.S. Census micro-data indicates that over 20% of San Francisco housing units have more bedrooms than occupants, and this percentage has remained relatively steady over the 2006-2013 period. The rapid increase in residential rents since 2010, and the availability of online platforms for short-term renting, have not reduced this percentage.
- For this reason, the OEA believes that if a given cap is effective at preventing entire vacant units from being removed from the housing market, it would be unlikely to be less effective at preventing a vacant bedroom from being withdrawn from the market.





## Conclusions

- Because the City has only recently required clarified its regulations regarding short-term rentals, the amount and quality of City data on the subject is very limited. It is likely that our understanding of short-term renting, and its impact, will continue to develop as more and better data becomes available.
- In particular, the OEA is unaware of any data on how many housing units are being removed from the market to be used as short-term rentals on a permanent basis. Such a withdrawal from the market would lead to a negative economic impact, notwithstanding the increased visitor spending, host income, and hotel tax that short-term renting provides.
- Without data on actual behavior, this report studied the incentives that exist to remove a vacant unit from the housing market, by comparing the income that it could earn as a short-term rental and a residential rental.
- The analysis found that the average number of days that a unit would need to be short-term rented, to create an incentive to withdraw it from the housing market, ranged from 123 to 241 days per year in different neighborhoods of the city. The annual caps in both proposed ordinances are well below these break-even points, in most neighborhoods.
- Because the Mayor/Farrell legislation allows more short-term renting while setting a cap well below the break-even point in the majority of neighborhoods, it likely has a more positive economic impact.



## Staff Contacts

Ted Egan, Ph.D., Chief Economist, [ted.egan@sfgov.org](mailto:ted.egan@sfgov.org)

Asim Khan, Ph.D., Principal Economist, [asim.khan@sfgov.org](mailto:asim.khan@sfgov.org)

The authors thank Alex Marqusee and AnMarie Rodgers from the Planning Department for their assistance in the preparation of this report. All errors, omissions, and conclusions are solely the responsibility of the Office of Economic Analysis.



RECEIVED  
BOARD OF SUPERVISORS

2015 MAY 20 AM 9:52

*JHB*



# THE OFFICE OF CITIZEN COMPLAINTS

## 2014 ANNUAL REPORT

Included In This Document

- Comprehensive Statistical Report
- Comparative Overview of Caseload
- Caseload Summaries 1993-2014
- How Complaints Were Received
- Demographic Characteristics of Complainants
- Types of Allegations Received and Closed
- Complaints and Allegations by Unit
- Findings In Allegations Closed
- Days to Close – Closed and Sustained Cases
- Investigative Hearings And Mediations
- Status of OCC Cases – Year 2013
- Status of OCC Cases – Year 2014
- Caseloads, Closures and Distribution by Investigator

Presented by: Joyce M. Hicks, Executive Director  
 Compiled by: Joyce M. Hicks, Chris Wisniewski,  
 Inés Vargas-Fraenkel, Erick Baltazar, Samara Marion,  
 Linda Taylor, Donna Salazar, and Pamela Thompson

2016 MAY 20 AM 9:51

*SHB*



Joyce M. Hicks  
Executive Director

May 13, 2015

To: The Honorable Edwin M. Lee, Mayor  
Members, the San Francisco Board of Supervisors  
Members, the San Francisco Police Commission  
San Francisco Police Chief Gregory P. Suhr

Re: Office of Citizen Complaints 2014 Annual Comprehensive Statistical Report

## I. INTRODUCTION

Pursuant to San Francisco City Charter section 4.127, the Office of Citizen Complaints presents its 2014 Annual Comprehensive Statistical Report.

## II. ORGANIZATIONAL AND BUDGET MATTERS

### A. Staffing

The OCC has served under the leadership of Director Joyce M. Hicks since November 2007. The OCC began 2014 with 31.75 filled full time equivalent positions. The staff included 14 permanent journey level investigators and two senior investigators but an investigator and a senior investigator were on leaves of absence before the year's end. Seventeen journey level investigator positions were included in the budget for a total of 34.75 full time equivalent positions but only 15 journey level investigator positions could be filled due to budget mandates including a mandated vacancy factor and step adjustments which reduced the OCC's personnel budget by nearly \$300,000.

While by December 31, 2014, fifteen (15) journey level investigators were employed by the OCC, two of them were acting as senior investigators and an additional journey level investigator was on an extended leave of absence. During 2014, the OCC hired two temporary employees to perform investigator tasks; however, City personnel rules prohibit employment of temporary employees for full time positions for longer than six months in a fiscal year. By December 31, 2014, both temporary investigators had been released but one had been hired permanently as the fifteenth journey level investigator.

B. Budget

During the third quarter 2014, Mayor Lee signed the City's two year budget for 2014/15 and 2015/16. The budget provided the OCC with \$5.1 million for each budget year. It also provided funding for a car to replace the OCC's aging Crown Victoria with a Toyota Prius.

The budget included the following 34.75 positions:

1. Department Head
2. Deputy Director
3. Attorney (3.75)
4. Information Technology Business Analyst
5. Executive Assistant
6. Senior Account Clerk
7. Senior Investigator (3)
8. Investigator (17)
9. Principal Clerk
10. Clerk Typist (3)
11. Senior Clerk Typist (2)

In the fourth quarter, the Mayor's Office provided the 2015/16 and 2016/17 budget instructions. City departments were directed to prepare a two year budget with no reduction for the first year and a 1% reduction for the second budget year. For this reduction, the OCC's target is \$34,538.00. To meet the 1% budget reduction target of \$34,538 for FY 16/17, the OCC would reduce its clerical staff.

The OCC's fiscal year 2014/2015 baseline budget of \$5,127,411.00 includes \$4,510,124.00 in personnel costs. Personnel costs comprise 90% of the OCC's budget. The personnel costs partially fund 34.75 positions; however, due to attrition costs and step adjustments, the OCC's personnel budget is \$300,000 short. The remainder of the OCC's budget, \$482,149, is for operations. Of this operations amount, the OCC pays \$307,132 or 64% to the City to rent the OCC's office at 25 Van Ness Avenue.

C. City Controller's 2007 Recommendations for OCC Process Improvement

The Controller's Audit division issued audit findings in a January 24, 2007 audit report that recommended 16 cases as a best practices caseload for civilian oversight of law enforcement investigators. As of December 31, 2014, the OCC had two vacant 8124 journey level investigator positions, one journey level investigator on a three month leave of absence, one vacant 8126 Senior Investigator position and another vacant 8126 Senior Investigator position due to an indefinite long term leave of absence. With full staffing of 17 journey level investigators with none of them acting as Senior Investigators and the case inventory of 335

cases as of December 31, 2014, an investigator's caseload would average 20 cases, but with its 15 investigators, two whom were acting 8126 investigators, an investigator's caseload averaged 22 cases with a median caseload of 24.

In 2014, two 8124 investigators acted as Senior Investigators due to two vacant Senior Investigator positions, one unfilled since Deputy Director Baltazar's promotion in August 2013 and one vacant due to an indefinite long term leave. In order to fill one of the three vacant 8124 positions, the OCC used its funding for the vacant Senior Investigator position, still leaving the OCC with three vacant investigator positions, two 8124 positions and one 8126 position. The OCC is constrained from filling the three vacant investigator positions because of the \$300,000 shortfall in its personnel budget.

In another 2007 recommendation, the Controller's Office determined that OCC investigations should be completed within nine months or ten months at the latest. The OCC has endeavored to meet these goals but has never reached 100% compliance because of inadequate investigator, information systems, and attorney staffing. In its 2012/2013 budget, a seventeenth and eighteenth 8124 investigator position were recommended by the Mayor but the Board of Supervisors reduced the augmentation by one to a seventeenth 8124 investigator.

Inadequate information systems technology staffing continued to slow the maintenance of the OCC's database and hardware and software. The OCC has one information systems business analyst to provide for electronic production of evidence and documents, maintain hardware and software for 34.75 staff members, and maintain its intranet, website, and database.

The 3.75 staff attorneys at the OCC perform legal reviews of OCC complaints, sustained reports, hearing requests, subpoenas, and document requests from State and Federal court. Additionally, the legal unit is responsible for facilitating an average of 50 mediations a year, analysis of police practices and policies and the OCC's community outreach program.

At the conclusion of 2014, the OCC determined that to manage its caseload effectively, the OCC would submit a 2015/16 and 2016/17 budget proposal that would enable it to fill all its three 8124 and 8126 investigator positions, partially relieve the OCC from the formula pinning salaries to the midpoint and attrition, and add 4.25 positions.

The OCC's budget request for fiscal year 2015/2016 is as follows:

| <b>FY 14-15 &amp; 15-16 Budgets</b> |                               |                 |                                                 |
|-------------------------------------|-------------------------------|-----------------|-------------------------------------------------|
|                                     | <b>FY 14-15<br/>(current)</b> | <b>FY 15-16</b> | <b>FY 15-16 if<br/>enhancements<br/>granted</b> |
| Total budget                        | \$5,127,411                   | \$ 5,093,985    | \$5,728,103                                     |
| Total Salary and Benefits           | \$4,607,699                   | \$ 4,601,540    | \$5,235,658                                     |
| Step                                | \$ (298,201)                  | \$ (298,451)    | \$ (200,843)                                    |
| Attrition                           | \$ (33,292)                   | \$ (65,013)     | \$ (65,013)                                     |
| Step and Attrition (sum)            | \$ (331,493)                  | \$ (363,464)    | \$ (265,856)                                    |
| Sum of requests in 15-16            |                               |                 | \$ 634,118                                      |

| <b>Proposed Enhancements 2015-2016</b>           |                        |            |                                         |            |
|--------------------------------------------------|------------------------|------------|-----------------------------------------|------------|
| <b>Position and Title</b>                        | <b>FY 2015/16 Cost</b> | <b>FTE</b> | <b>FY 2016/17 and<br/>Ongoing Costs</b> | <b>FTE</b> |
| 8124 Investigator                                | \$94,730               | .77        | \$137,384                               | 1.0        |
| 8126 Investigator                                | \$104,299              | .77        | \$150,727                               | 1.0        |
| 1051 Information Systems<br>Technician Assistant | \$89,474               | .77        | \$116,200                               | 1.0        |
| 8177 Attorney                                    | \$ 46,963              | 0.25       | \$ 46,863                               | 0.25       |
| 8177 Attorney                                    | \$202,044              | .77        | \$202,044                               | 1.0        |
| Partial Relief from Step and<br>Attrition        | \$ 96,708              | --         | \$106,378                               | --         |
| Sum of Requests 15-16 and<br>16-17               | \$634,115              |            | \$961,596                               | --         |

D. Training

During 2014, the OCC continued implementing its strategic plan for training its employees. OCC staff members attended the National Association for Civilian Oversight of Law Enforcement (NACOLE) annual training conference. Two senior staff members attended joint NACOLE and International Law Enforcement Auditors Association training. Staff also attended in-house training to assist in investigations. Additionally, staff members attended nonviolent crisis intervention training and management and supervisory staff received the City's harassment in the workplace training.

E. Customer Satisfaction Survey

During 2014, OCC staff compiled results from customer satisfaction surveys gathered from police officers and complainants at the conclusion of the investigation of their cases during the period September 2011 through March 2013. The delay in preparation of this report is attributable to the OCC's lack of sufficient staffing for the generation of this type of statistical report. However, the OCC was able to marshal the resources of then temporary investigator, Candace MilesThreatt-Carpenter, who had a background in drafting similar reports. Between September 2011 and March 2013, the OCC mailed surveys to 1504 complainants and 2,419 officers. Responses were received from 6% percent of complainants and 6% percent of officers. Since the response rate was so low, it is difficult to draw conclusions from the survey data, but the OCC will seek to improve its customer service based on the limited pool of responses. A brief summary of the results are below. The OCC continues to collect customer satisfaction survey data and will generate a second report in 2015 covering the period April 2013 through December 2014.

Satisfaction with the Complaint Process in General

Complainants

- 27% of the complainants were satisfied or very satisfied with the OCC's complaint process.
- 24% of the complainants were neither satisfied nor dissatisfied with the OCC's complaint process.
- 42% of the complainants were either dissatisfied or very dissatisfied with OCC's complaint process.
- 7% of the complainants did not know.



#### SFPD Officers

- 39% of the officers were satisfied or very satisfied with the OCC's complaint process.
- 20% of the officers were neither satisfied nor dissatisfied with the OCC's complaint process.
- 41% of the officers were either dissatisfied or very dissatisfied with OCC's complaint process.

#### Bias within the Complaint Process

##### Complainants

- 61% of the complainants agreed or strongly agreed that the complaint process was biased in favor of the police.

##### SFPD Officers

- 57% of the officers either agreed or strongly agreed that the complaint process was biased in favor of the citizens.

#### Highlights from the Complainants' Survey

- 74% of the complainants agreed or strongly agreed that it is important to have an independent Office of Citizen Complaints.
- 60% of the complainants reported that it was easy or very easy for them to file their complaint.
- 75% of complainants reported that OCC staff was polite.
- 75% reported that they were treated with respect.
- 64% of the complainants reported that the OCC investigator listened well to the complainants' description of what happened.
- 68% of the complainants were dissatisfied or very dissatisfied with the outcome they received.
- 48% reported being either dissatisfied or very dissatisfied with how quickly their complaint was handled.

Highlights from the Officers' Survey

- 59% of the surveyed officers reported that the OCC listened carefully to the information given by the officers.
- 50% of the officers reported that their basic rights were well protected within the complaint process.
- 45% of the officers agreed or strongly agreed that the OCC investigates all complaints thoroughly.
- 59% of the officers were either satisfied or very satisfied with the outcome they deserved.
- 37% either disagreed or strongly disagreed that the OCC usually makes fair findings.
- 42% either disagreed or strongly disagreed that the OCC investigates complaints efficiently.
- 48% of the officers either disagreed or strongly disagreed that the OCC investigates all complaints in an unbiased manner.

In 2015, the OCC will begin compiling data from survey responses received from April 2013 through December 2015. As a result of the Satisfaction Survey, the OCC management and its front-line leadership will aggressively move forward to reinforce the agency's commitment to fairness and impartiality, keeping the following strategies in mind.

- Provide more outreach and education to the public, complainants and officers about the OCC's complaint process;
- Provide complainants with periodic updates of the investigation progress;
- Continue to administer customer satisfaction surveys and report on results every two years; and
- Continue to open lines of communication between the agency, SFPD and the public

### **III. MISSION OF THE OFFICE OF CITIZEN COMPLAINTS**

The mission of the OCC is to investigate complaints against San Francisco police officers promptly, fairly, and impartially and make policy recommendations concerning police practices.

### **IV. HISTORY AND FUNCTIONS OF THE OFFICE OF CITIZEN COMPLAINTS**

The OCC first became staffed and began its operations in 1983. It was created by charter amendment proposed by the Board of Supervisors that was adopted by the voters on November 2, 1982. By subsequent charter amendments, the OCC is guaranteed minimum staffing of one investigator for every 150 police officers and the OCC Director may file charges with the Police Commission after meeting and conferring with the Police Chief. (San Francisco City Charter, Article IV, section 4.127.) The OCC is a civilian-staffed local governmental department that reports to the Police Commission. The Police Commission is a volunteer civilian body of seven (7) members, four (4) members nominated by the Mayor and three (3) members nominated by the Board of Supervisors. A majority of the Board of Supervisors must confirm each member. The Police Commission nominates the Director of the OCC and the Mayor appoints the Director subject to approval by the Board of Supervisors. The Police Commission has the power to terminate the services of the OCC Director. The Director of the OCC reports to the Police Commission at its weekly meetings. By Charter, the Police Commission holds the power to manage, organize, and reorganize the OCC. In practice, these powers are exercised by the Police Commission through the OCC Director. Civilians who have never been police officers in San Francisco staff the Office of Citizen Complaints.

The OCC receives, investigates, and makes findings on civilian complaints of misconduct (including acts and omissions) by sworn members of the San Francisco Police Department. Where the OCC sustains one or more allegations against one or more officers in a given case, either the Chief of Police or the Police Commission decides the case. The factors governing whether the Police Commission hears a case that has been sustained by the OCC include severity of misconduct and of potential discipline; complexity of issues presented; degree of public interest in the matter and OCC recommendation to the Chief of Police as to forum (Chief or Commission). The Chief of Police either refers the case to the Commission or hears it directly. The Chief of Police has disciplinary power to issue up to a 10-day suspension; the Commission holds all greater disciplinary power, including the power to hear appeals from the Chief's disciplinary decisions. Both the Chief and the OCC Director (after conferring with the Chief) may file charges of officer misconduct with the Commission.

In 2014, the Office of Citizen Complaints' staff spoke multiple languages, including French, Spanish, Tagalog, Mandarin, Cantonese, and Burmese. If complainants spoke a language other than those languages spoken by OCC staff, the OCC staff provided an interpreter free of charge.

Consistent with the Peace Officers' Bill of Rights, officers accused by complaints filed with the OCC receive notice of the allegations against them, an opportunity to be heard by the OCC and to be represented during the investigative process, and notice of the outcome of the OCC's process. Officers are required by local law to appear upon written notice from the OCC, and if they fail to appear without sufficient cause, they are subject to discipline. If the OCC sustains a complaint against an officer, the officer is served with written charges and the officer is provided a hearing before either the Chief or the Commission.

The City Charter requires the OCC to receive every complaint of alleged police misconduct or improper performance made by a member of the public where the complaint involves one or more sworn San Francisco Police Department members. The OCC's practice is to limit its investigations to those complaints involving on-duty conduct or conduct under the color of authority. The OCC investigates all complaints unless the allegations on their face show proper conduct or they are outside OCC's jurisdiction. The OCC forwards to proper authorities all cases outside its jurisdiction.

The OCC performs four distinct functions: (1) investigates complaints and makes findings on those complaints; (2) mediates complaints; (3) analyzes police policies and practices; and (4) performs community outreach. OCC's staff performed these functions in 2014. Pursuant to the Charter, none of these employees has ever served as an employee of the San Francisco Police Department.

The OCC consists of eight functional units: Executive, Legal, Mediation and Outreach, Investigative, Policy Analysis, Information Services, Clerical and Accounting. Latter sections of this report will more thoroughly describe the functions of each of these units. The Legal Unit houses Mediation, Outreach, and Policy Analysis while the Executive Unit houses Accounting.

## **V. EXECUTIVE UNIT**

Director Joyce M. Hicks led the Executive Unit in 2014. The Executive Unit included Executive Secretary Pamela Thompson and the Senior Account Clerk Laura Tham. The Executive Unit was responsible for directing and managing office operations, including personnel and budget tasks. In addition, the Director reviewed all investigations and findings and the managers of the other units in the office reported to her.

## VI. INVESTIGATION UNIT AND INVESTIGATION OF CASES

Deputy Director Erick Baltazar managed the Investigation and Clerical Units in 2014. The three investigative teams led by Senior Investigators Edward McMahon and Acting Senior Investigators Sherry Fletcher and Steve Ball consisted of 14 permanent journey level investigators at the beginning of 2014 and 13 at year's end as one of them was on a long term leave of absence. Two temporary employees served as the 14th and 15th journey level investigators, but since two journey level investigators were acting Senior Investigators, only 13 journey level investigators had full caseloads.

In 2014, the OCC opened 728 new cases and closed 706 cases. In 2013, the OCC opened 727 new cases and closed 722 cases. Beginning in 2010, civilian complaints filed with the OCC trended downward. The most dramatic decrease occurred in 2010 with a 16% decrease in complaints filed in 2009. Since 2010, complaints filed with the OCC have decreased by 14%.

In 2014, the OCC received 728 complaints and closed 706 complaints of police misconduct or failure to perform a duty. The 728 complaints opened represent the second lowest number of complaints received by the OCC in 22 years of reliable statistical records. The OCC sustained 58 complaints which is an 8.2% sustained rate. The 8.2% sustained rate is both the average and median sustained rate for the period beginning 1993 and ending 2014. The OCC mediated 50 cases, a 7% mediation rate.

The investigators' average caseloads at 2014's conclusion were 22 but the median caseload was 24 cases. Two investigators had 26 cases and another three had 25 cases. Some investigators had as few as 12 cases because they had complex cases such as officer involved shootings and other investigators with smaller caseloads were in limited duration positions, were junior level in experience or were acting supervisors.

The OCC's pending cases at the close of 2014, 335 of them, were the third highest number of pending cases at the year's close in five years. During 2014, OCC investigators closed 55% of the OCC's 2014 cases. Due to understaffing at the OCC, investigators began to lose ground, not only with the number of pending cases but also with the timeliness of investigations when closing cases. The average number of days to close cases in 2014 was 163 days compared to 156 days in 2013. In spite of these challenges, the OCC's sustained rate was 8.2% in 2014, two percent higher than 2013 when it was 6%. The OCC's 22-year average sustained rate is 8.2% and its median sustained rate over 22 years is the same.

Although challenged by staffing issues, the investigative staff continued to demonstrate its commitment to the OCC's mission of investigating civilian complaints of police misconduct or neglect of duty promptly, fairly and impartially. In 2009, with 17

journey investigators, the OCC investigators' caseloads were reduced to 21 cases per investigator. In 2010, with only 10 investigators, their caseloads increased to 31 cases per investigator. By the end of 2011, with 14 investigators having full caseloads and a continued decrease in complaint filings, the investigators' caseloads were less than an ideal number but were more manageable at 23 cases per investigator. By the end of 2012, with 13 investigators having full caseloads and a continued decrease in complaint filings, the investigators' caseloads continued to be a less than ideal number but were more manageable at 21 cases per investigator. By the end of 2013 with 14 investigators having full caseloads and a continued decrease in complaint filings, the caseloads remained at 21 cases per investigator. Finally, by the end of 2014 with 13 investigators having full caseloads and no decrease in complaint filings, the investigators' caseloads increased to an average of 22 cases and a median of 24 cases.

In its 2007 audit of the OCC, the Controller's Office reported that, after studying comparable caseloads at other agencies, OCC investigators had a far higher caseload than investigators in comparable agencies. The Controller found that the average caseload in comparable agencies was 16 cases per investigator while the OCC's investigators had an average caseload of 34 cases in 2007.

By the close of 2014 seven cases from prior years were pending. Two of the pending cases were filed in 2011. These two cases were tolled because the officers were under criminal investigation. Five of the pending cases were filed in 2013. Two of the 2013 cases were tolled because the subject officers were on disability leave, another case involved a criminal investigation, the fourth case was tolled as the complainant had a pending criminal case and the fifth case had no sustainable allegations. At year's end, 335, or less than half (46%) of the complaints filed in 2014, were pending. Insufficient staffing continued to have a negative impact on the time it took to investigate a case to completion. Fortunately, insufficient staffing did not appear to have a negative impact on the sustained rate and the sustained rate of 8.2% in 2014 was the second highest sustained rate in five years. The 2014 sustained rate of 8.2% was both the mean and median sustained rate over a 22-year period. (See Appendix "A", page 7)

In studying sustained rates over the past five years against the twenty-two year mean, in 2010, the sustained rate was 8.9% or 108% of mean. In 2011, the sustained rate was 6.97% or 85% of mean. In 2012, the sustained rate decreased again to 6.007% or 64% of mean. In 2013, the sustained rate was 5.955% or 72% of the mean. Then in 2014, the sustained rate increased to 8.2% or 100% of the mean. (See Appendix "A", page 8)

## **VII. SAN FRANCISCO POLICE DEPARTMENT STAFFING TRENDS AND OTHER STATISTICS**

### **A. A Minimal Decline In Sworn Staff Between 2014 And 2013**

The number of sworn SFPD staff decreased only by seven from a total of 2126 officers in 2013 to 2119 officers in 2014. In previous years, sworn staff numbers had declined significantly. Between 2009 and 2014, the number of sworn SFPD staff declined by almost eleven percent from 2372 sworn staff to 2119.

### **B. Twenty-three Percent Decrease in SFPD's Calls for Service Since 2008**

San Francisco's Department of Emergency Management (DEM) data indicates that SFPD's calls for service have continued to decrease since 2008. The number of urgent and non-urgent calls<sup>1</sup> for service in 2008 totaled 1,667,218. In 2014, calls for service had dropped to 1,283,044 representing a 23% reduction since 2008.

### **C. Seventy-three Percent Satisfaction Rate with the San Francisco Police Department**

In a 2014 poll conducted on behalf of the San Francisco Chamber of Commerce by David Blinder Research, 73% of the participants were favorable and 19% were unfavorable to the San Francisco Police Department. The results in 2013 were a 76% favorable rate and a 16% unfavorable rate.<sup>2</sup>

## **IX. STATE AND NATIONAL TRENDS IN POLICE MISCONDUCT COMPLAINTS**

### **A. Thirty Percent State-wide Decrease in Police Misconduct Complaints After 2007**

California Department of Justice data show a thirty percent (30%) statewide decrease in the number of reported citizens' complaints against peace officers between 2007 and 2013. In 2007, California law enforcement agencies cumulatively reported 24,358 citizens' complaints against peace officers, compared to 23,470 complaints in 2008. Between 2011

---

<sup>1</sup> Calls for service include telephone calls received by the Department of Emergency Communications and officer-initiated activity that results in an entry into the Computer Aided Dispatch (CAD) System with a designated priority of A, B, C or info broadcast. CAD incidents include: mobile response/on-view, logged & advised calls, waiting calls & referrals, and duplicate calls. Info broadcasts provide information for officers in the area, and are generated by calls that lack a victim, reporting party, or suspect description. A limited number of these calls do result in a mobile police response.

<sup>2</sup> San Francisco Chamber of Commerce 2014 City Beat Poll results,  
[http://www.sfchamber.com/CityBeat/2014\\_CityBeat\\_Poll\\_Results\\_FINAL.pdf](http://www.sfchamber.com/CityBeat/2014_CityBeat_Poll_Results_FINAL.pdf)

and 2012 complaints increased by 9% from 18,590 to 20,363.<sup>3</sup> However, in 2013 complaints fell to 17,032, a record low not previously experienced since 1998 when 17,483 complaints were reported. Citizens' complaints in San Francisco decreased from 954 to 727, a twenty-four percent (24%) decrease between 2007 and 2013.

**B. Nationwide, Police Misconduct Complaints Have Decreased In Several Civilian Oversight of Law Enforcement Agencies.**

The volume of civilian complaints of police misconduct has decreased at several civilian oversight of law enforcement agencies. The nation's largest civilian oversight agency, the New York City Civilian Complaint Review Board (CCRB), has experienced an 11% decrease in complaints from 5,388 complaints in 2013 to 4,779 complaints in 2014.<sup>4</sup> Washington D.C.'s Police Complaints Board's complaints decreased by 12% from 2013 to 2014.<sup>5</sup> Chicago's Independent Police Review Authority opened 13% fewer investigations in 2014 than in 2013<sup>6</sup> While citizen complaints decreased in San Francisco between 2007 and 2013, the number of complaints in 2013, 727, is identical to number of complaints filed in 2014.

**VIII. COMPLAINANTS AND HOW COMPLAINTS WERE RECEIVED**

The demographic characteristics of complainants can be found in tables and charts in Appendix "A" beginning on pages 15 through 21. In 2014 African Americans at 25.52% and Caucasians at 28.27% made up the largest percentage of complainants. The majority of complainants, 58.51%, were male. According to 2014 U.S. Census Bureau data, African Americans were only 6.0% of San Francisco's population, yet they were 25.52% of the OCC's 2014 complainants. The majority of complainants fell between the ages of 20 and 50. In 2014, slightly over 96% percent of the case intakes were in English. The next most frequent language was Spanish comprising 3% of the case intakes (24 cases). The following three languages totaled less than one percent of the case intakes, Cantonese (2 cases), Korean (1 case) and Russian (1 case). (See Appendix "A" page 21.)

Complainants have several avenues for filing complaints with the OCC. Over a five-year period, the most frequent method for complaint filing has been in person. The next two most frequent filings have been by mail and by phone with filings by phone steadily

---

<sup>3</sup> The California Department of Justice has not yet issued its 2014 statistics on citizens' complaints received by law enforcement agencies.

<sup>4</sup> Statistical Report: December 2014, New York City Civilian Complaint Review Board; Executive Director's report, January 2015, page 5.

<sup>5</sup> See Washington D.C.'s Police Complaints Board Office of Police Complaints Annual Report Fiscal Year 2013 in which 440 complaints were received. (See page 29). Nicole Porter, policy analyst of OPC reported to the OCC that it received 389 complaints during the 2014 fiscal year.

<sup>6</sup> See Chicago's Independent Police Review Authority, Quarterly Report (October 1, 2014-December 31, 2014), page 4).



increasing since 2010 and surpassing in person complaints in 2014. The fourth most popular method for complainants is filing with the Police Department in person, by mail, phone, or email. Department General Order 2.04, section II, paragraph A., subsection 3 requires commanding officers to refer immediately civilian complaints of police misconduct to the OCC. Between 2010 and 2011, referrals from the Police Department declined by five percentage points from 14% in 2010 to 9% in 2011. However, between 2011 and 2012, referrals from the Police Department increased by two percentage points from 9% in 2011 to 11% in 2012, they declined by one percentage point to 10% in 2013 and further declined to 9% in 2014. The percentage of referrals from the Police Department in 2014, 9%, tied with 2011 as the lowest percentage of referrals over a five year period. (See Appendix "A" page 12.)

## **IX. OFFICERS WITH COMPLAINTS**

Seventy-six percent of the San Francisco Police Department's force was complaint free in 2014. Five hundred seven (507) officers received complaints in 2014. This comprises 24% of the police force. Of these 507 officers, 375, or 74% of them, each received one complaint. Another 105 officers each received two complaints. Sixteen (16) officers each received three complaints. Ten officers (10) received four complaints. One officer received more than five (5) complaints. (See Appendix "A" page 25.)

## **X. ALLEGATION TYPES**

The 728 complaints received by the OCC in 2014 contained allegations ranging from discourtesy to unnecessary force. (See Appendix "A", page 27.) The largest percentage of allegations (33%) was for unwarranted action. The second highest percentage of allegations (29%) was for conduct reflecting discredit, followed by neglect of duty (27%) and unnecessary force (8%). Between 2013 and 2014, the percentage distribution of allegation types only varied by a few percentage points in the unnecessary force and conduct reflecting discredit categories.

Unnecessary force allegations comprised 8% of the 2014 allegations. The OCC sustained four allegations of unnecessary force in 2014. These four sustained allegations were from two cases. In one case one officer received a sustained finding of unnecessary force and in the other case involving two co-complainants, three officers each received one sustained finding of unnecessary force against one of the co-complainants.

Complainants alleged biased policing in 79 cases, which comprised 11% of cases filed in 2014. Of these, 74 cases alleged racial bias, two (2) cases alleged gender bias, and three

(3) cases alleged both racial and gender bias. The OCC did not sustain any bias allegations in 2014. Claims of bias in 2014 increased by 30% over 2013. (See Appendix "A" page 23.)

## **XI. COMPLAINTS OF NOTE**

### **A. Single Room Occupancy Hotels**

At the end of 2014, the OCC continued to investigate two complaints filed in 2011 involving multiple officers regarding unlawful entries and searches of single room occupancy (SRO) hotel rooms. Other allegations in these complaints include unlawful search of persons, unlawful detentions and arrests, failure to properly process property including laptops and cameras, failure to investigate, failure to supervise and inappropriate behavior.

### **B. Officer-Involved Shootings**

In the first quarter of 2014, the OCC received one complaint regarding the officer-involved shooting of Alejandro Nieto. Four officer involved shootings were under investigation during the first quarter of 2014. Of the four officer-involved shooting complaints under investigation, three resulted in the death of the suspects. At the close of the fourth quarter, the most recently received officer involved shooting case, the Alejandro Nieto case, remained pending.

### **C. Officer-Involved Discharge During Vehicle Pursuit**

In 2014, the OCC received a complaint regarding a vehicle pursuit where an officer discharged his firearm at the suspect during the pursuit. The case remained pending at the close of 2014.

### **D. SFPD Investigation of the Death of a Bicyclist Involved in a Vehicle Collision**

In 2014, the OCC concluded its investigation of a case where in 2013 a complainant alleged SFPD inadequately investigated the death of a bicyclist involved in a vehicle collision. The complainant also alleged a sergeant behaved inappropriately during a rally in the wake of the cyclist's death.

### **E. SFPD Investigation of a Missing Person**

In 2014, the OCC concluded its investigation of a case where a complainant alleged SFPD inadequately investigated the disappearance of Lynne Spalding, a patient at San Francisco General Hospital who was later found deceased in a stairwell.

### **F. Officers' Response to Bystander Videotaping Police Officers Contacting an Individual**

In 2014, the OCC concluded its investigation of a case where in 2013, the OCC received several complaints regarding a video taken by a bystander and posted on an Internet site. The video showed the bystander videotaping a contact between an individual

and SFPD officers when the bystander was taken into custody. Allegations in the complaint include the unlawful detention and arrest of the bystander, failure to comply with Department General Order 5.04 (Rights of Onlookers), failure to promptly provide name and star number, use of profanity and inappropriate behavior.

#### **G. Valencia Gardens Incident**

In 2014, the OCC concluded its investigation of a case where in 2013; the OCC received two complaints regarding an incident that involved several SFPD officers and residents of the Valencia Gardens housing complex. The complaints alleged excessive use of force, unlawful detentions and arrests, unlawful entry and inappropriate behavior.

#### **H. Complaint Regarding SFPD's Crime Lab**

During the first quarter of 2014, the OCC received a complaint from a sexual assault victim who complained about SFPD's failure to promptly process evidence. The investigation was pending at the close of 2014.

#### **I. City College Incident**

In 2014, the OCC concluded its investigation of a case where during the first quarter of 2014, the OCC received a complaint alleging excessive use of force during a demonstration at San Francisco City College.

## **XII. FINDINGS AND ALLEGATIONS IN CLOSED CASES**

### **A. Standard of Proof**

The evidentiary standard for making findings in OCC cases is the "preponderance of the evidence". "Preponderance of the evidence" means that in balancing the probabilities that the incident occurred as the complainant said it did, it is more likely than not (greater than 50%) that the complainant's allegation is true. Often, only the complainant and the officer witness an event, making it difficult to either prove or disprove the allegation.

### **B. Findings Other Than Sustained**

By far the most frequent finding in all allegations was "not sustained". In 2014, the finding for 64% of allegations in OCC complaints was "not sustained". Officers were found to have engaged in proper conduct in 19% of the allegations. Complainants' allegations were "unfounded", or not true, in three percent (3%) of the allegations. Complainants withdrew four percent (4%) of the allegations. The OCC reached "no finding" in four percent (4%) of the allegations. The OCC makes a "no finding" resolution for a number of reasons including, the complainant's failure to cooperate in the investigation, the complaint is not grounded in reality or the OCC does not have jurisdiction because the alleged officer is not a member of the sworn San Francisco Police Department staff. Another reason for "no finding" is the

officer is retired and without the officer's interview, there is insufficient evidence to make a finding. (See Appendix "A" page 53.)

C. Sustained Findings

The OCC sustained six percent (6%) of the allegations in complaints filed in 2014. The most frequently sustained allegation was neglect of duty representing 50% of sustained allegations. Unwarranted action followed at 35% of sustained allegations. Conduct reflecting discredit represented 9% of sustained allegations. Discourtesy represented two percent (2%) of sustained allegations. Unnecessary force represented three percent (3%) of sustained allegations. One sexual slur allegation was sustained, representing one percent (1%) of sustained allegations. (See Appendix "A", page 46.) Summaries of sustained cases are found in Appendix pages 29-45.

The number of days to close sustained cases decreased by 18 days to 298 in 2014 from 280 days in 2014. In 2014, only 27% of sustained cases were completed within nine months but no sustained case was completed more than 365 days after filing. In 2013, only 51% of sustained cases were completed within nine months.

The impediments to prompt completion of sustained cases are attributable to at least four factors: 1) larger than best practices caseloads for investigators resulting in longer times to complete investigations,<sup>7</sup> 2) active trial calendars for the two prosecuting attorneys who also serve as advice attorneys on sustained cases and sustainability reviews, 3) increased policy work for the policy analyst attorney who also serves as an advice attorney on sustained cases and sustainability reviews, and 4) not enough supervising investigators to review the cases.

During the first quarter of 2014, there were sustained allegations of neglect of duty in three of the eight sustained complaints, or 38% of them. Two of these three complaints with sustained neglect of duty allegations, or two thirds of them, were for failure to collect traffic stop data. Sustained complaints for failure to collect traffic stop data comprised 25% of all sustained complaints the first quarter.

Additional allegations sustained include:

1. Unwarranted action

- a. Detaining and searching a complainant and removing his cell phone from his pocket without cause.

---

<sup>7</sup> In its January 27, 2007 audit report on the OCC, the Controller's CSA division found that 16 cases per investigator was a best practices caseload for civilian oversight investigators. The OCC caseload during the first quarter of 2014 was 23 cases.

- b. Seizing complainant's guns on two occasions, entering and searching his house, detaining and handcuffing complainant's roommate, and detaining and handcuffing complainant's roommate's girlfriend, all without cause.
  - c. Issuing a citation without cause.
2. Conduct reflecting discredit:
- a. Making rude comments to a taxi fare who didn't want to pay a tip by saying, "I don't play. I have 25 years on the job. I'm not going to mess with a drunk. I'm going to drag your ass to jail. You're going to sit down at the County Jail and you're going to be cited for defrauding an innkeeper. That means taxi, hotel, gas station, any of that. Do you understand that? You'll be sitting down at the County in orange pajamas going, 'Man, I should've just paid this. I just blew...' How much money did you spend on drinking tonight? And you wouldn't give the guy a dollar? Seriously? Wow! Isn't that your word?"
  - b. Calling the complainant a coward because the complainant didn't intervene with a violent man who was harassing pedestrians and instead the complainant questioned the lieutenant's physical contact with the violent individual.
  - c. In response to the complainant who was cursing the officer, the officer said, "Why don't you come over here and say it to my face?"
  - d. Wrongfully ordering a DMV priority reexamination of the complainant's driver's license in apparent retaliation for the complainant's attitude and not because the complainant showed signs of incapacity while committing a traffic violation. Also failing to notify the complainant that if he did not contact the DMV in five days, his license would automatically be suspended causing the DMV to suspend the complainant's license.
3. Neglect of duty for:
- a. Writing an inaccurate incident report.
  - b. Failure to comply with DGOs 5.08 by wrongfully conducting a traffic stop while in plainclothes and in an unmarked vehicle.

During the second quarter of 2014, there were sustained allegations of neglect of duty in 12 of the 16 sustained complaints, or 75% of them. Four of these twelve complaints with sustained neglect of duty allegations, or 33% of them, were for failure to collect traffic stop data. Sustained complaints for failure to collect traffic stop data comprised 25 % of all sustained complaints the second quarter.

Additional allegations sustained include:

1. Unnecessary force for punching the complainant in the face after the complainant spit in the officer's face.
2. Unwarranted action:
  - a. Conducting a traffic stop in plain clothes in an unmarked vehicle for a driving violation that did not require immediate action to protect life or property.
  - b. Citing the complainant for conduct the officer did not observe.
  - c. Moving the complainant's backpack during a traffic stop.
3. Conduct reflecting discredit for calling the complainant a knucklehead.
4. Discourtesy for using profanity.
5. Sexual slur for referring to a woman inappropriately.
6. Neglect of duty:
  - a. Misplacing complainant's cell phone when the complainant was taken into custody.
  - b. Only Mirandizing a juvenile once, instead of twice and failure to record the Miranda warning.
  - c. Field Training officer's failure to properly instruct a recruit on Department General Order 7.01, Policies and Procedures for Juveniles, Detention, Arrest and Custody.
  - d. Sergeant approving an incident report that showed the investigation did not comport with Department General Order 7.01.
  - e. Failing to place name, star number, unit identifier and date of issuance on Notice to Appear.
  - f. In violation of Department General Order 5.20, failure to interview complainant in her primary language, Cantonese.
  - g. Conducting a traffic stop in plain clothes when the driver's conduct did not constitute an aggravated situation
  - h. Writing the wrong vehicle code section on the complainant's citation.
  - i. In violation of Department General Oder 5.20, failure to record the custodial interview of a Limited English Proficient Spanish speaker.
  - j. Failure to properly investigate a dispute over a bicycle, failure to write an incident report, and failure to book the bicycle into evidence.

During the third quarter of 2014, there were sustained allegations of neglect of duty in 14 of the 15 complaints with sustained allegations, or 93% of them. Four of these fifteen complaints with sustained neglect of duty allegations, or 29% of them, were for failure to

collect traffic stop data. Complaints with sustained allegations for failure to collect traffic stop data comprised 26 % of all complaints with sustained allegations the third quarter.

Additional allegations sustained included:

1. Unwarranted action:
  - a. Using a Department computer to access Facebook and make written comments on Facebook unrelated to Department work.
  - b. Displaying a weapon to a juvenile without justification.
  - c. Searching the complainant without cause.
  - d. Detaining, arresting and citing the complainant without justification.
  - e. Improperly seizing a bicycle and releasing it to an individual the complainant alleged wrongfully took it.
  
2. Conduct reflecting discredit:
  - a. Making inappropriate comments.
  - b. Failure to provide name and star number to the complainant upon request.
  - c. Using profanity and making other inappropriate comments.
  
3. Neglect of duty:
  - a. Failing to provide a certificate of release after detaining a juvenile.
  - b. Failure to investigate by not obtaining complainant's version of the incident.
  - c. Failure to include on the incident report that an officer interpreted for the Spanish-speaking complainant.
  - d. Failure to properly process complainant's property resulting in the loss of the complainant's bicycle when the complainant was taken into custody.
  - e. Failure to prepare an incident report when the complainant reported that her purse, wallet, and other belongings were taken from her at a bus shelter.
  - f. Failure to properly process property by forgetting that complainant's purse was in the trunk of a patrol vehicle and leaving it there for three months.
  - g. Failure to properly investigate a traffic collision.
  - h. Failure to complete an accurate traffic collision report.
  - i. Approving an incomplete and inaccurate traffic collision report.
  - j. As a Field Training Officer, failure to instruct the trainee on lawful pat searches and on the collection of traffic stop data.
  - k. Failure to complete a certificate of release after handcuffing the complainant and the complainant's passengers and ordering them to sit on the sidewalk.
  - l. Failure to include in the incident report the primary language spoken by a Spanish-speaking limited English proficient person and failure to identify the officer who provided the language assistance.

- m. Failure to prepare an incident report in a dispute between a taxi driver and the driver's fares.
- n. Failure to properly investigate a dispute over a bicycle resulting in the officer's seizure of the bicycle and release of the bicycle to a person the complainant alleged had wrongfully taken it from the complainant. Failure to prepare an incident report documenting the dispute over a bicycle.

During the fourth quarter of 2014, there were sustained allegations of neglect of duty in 12 of the 19 complaints with sustained allegations, or 63% of them. Five of these 12 complaints with sustained neglect of duty allegations, or 42% of them, were for failure to collect traffic stop data. Complaints with sustained allegations for failure to collect traffic stop data comprised 26 % of all complaints with sustained allegations the fourth quarter.

Additional allegations sustained included:

1. Unwarranted action:
  - a. An officer misapplied the law in citing the complainant for jaywalking.
  - b. An officer detained and arrested the complainant without justification.
  - c. In violation of Department General Orders 5.08 and 9.01, officers in plainclothes and in an unmarked vehicle conducted a traffic stop.
  - d. An officer violated Department General Orders 2.01, sections 7 and 9 by misapplying Penal Code section 647 (f). The officer cited the complainant for being drunk in public when the complainant was not in public, he was in the locked basement hallway of a private apartment building.
  - e. A sergeant wrongfully detained the complainant and her father without cause.
2. Conduct reflecting discredit:
  - a. An officer used profanity.
  - b. After citing the complainant for a traffic violation, the officer used personal information he obtained during the citation process to send the complainant personal text messages.
  - c. An officer parked his patrol car in a bus zone while patronizing Starbucks.
3. Discourtesy  
While responding to a child custody dispute, an officer used profanity.
4. Neglect of duty:



- a. In violation of Department General Order 5.04, a sergeant neglected his duty when he failed to prepare an incident report documenting that he declined to accept the complainant's private person's arrest.
- b. In violation of Department General Order 5.04, an officer neglected her duty when she failed to prepare an incident report documenting that she had declined to accept the complainant's private person's arrest.
- c. In violation of Department General Order 2.01 and Department Bulletin A No. 12-158, an officer had the unlicensed complainant's car towed without providing the complainant an opportunity to call for a licensed driver to come to the scene within 20 minutes of the initial stop.
- d. In violation of Department General Order 9.05, an officer failed to void an incomplete citation resulting in the levy of a \$192 fine against the complainant.
- e. In violation of Department General Order 2.01, section 14, an officer failed to promptly and politely provide his name and star number to the complainant upon request.

5. Unnecessary force:

The force used by an officer to detain the complainant was unnecessary because the detention and arrest were without justification.

**D. Sustained Findings for Failure to Collect Traffic Stop Data**

In 2014, officers failed to collect traffic stop data in 15 of 58 cases with sustained findings or in 29% of cases with sustained findings. This is an improvement from 2013 where officers failed to collect traffic stop data in 15 of 43 cases with sustained findings. (See Appendix "A" pages 29-45.) These allegations were sustained when an officer failed either to complete the worksheet for traffic stop data or to enter the information into the MDT in the patrol vehicle or at the station's computer in the case of motorcycle officers.

The Chief of Police is imposing progressive discipline for officers who repeatedly fail to collect traffic stop data. The discipline generally begins with an admonishment for the first offense, but for repeated offenses, the Chief of Police has recommended that the OCC prepare charges for him to file with the Police Commission.

Dr. Lorie Fridell in her 2007 study on Fair and Impartial Policing in San Francisco discusses the importance of accurate data collection should a department determine that it will collect traffic stop data.<sup>8</sup> The Northeastern University Racial Profiling Data Collection Center cites several benefits of collecting stop data for both law enforcement and the community.

---

<sup>8</sup> Lorie Fridell, PhD, (March 2007) Fair and Impartial Policing: Recommendations for the City and Police Department of San Francisco, p. 73.

The Center has found that collecting data about those who are stopped, searched, cited and arrested can<sup>9</sup>:

- Send a strong message to the community that the department is against racial profiling and that racial profiling is inconsistent with effective policing and equal protection
- Build trust and respect for the police in the communities they serve
- Provide departments with information about the types of stops being made by officers, the proportion of police time spent on high-discretion stops, and the results of such stops
- Help shape and develop training programs to educate officers about racial profiling and interactions with the community
- Enable the development of police and community dialogue to assess the quality and quantity of police-citizen encounters
- Allay community concerns about the activities of police
- Identify potential police misconduct and deter it, when implemented as part of a comprehensive early warning system
- Retain autonomous officer discretion and allow for flexible responses in different situations

#### **E. Chief of Police's Adjudication of OCC Sustained Cases**

When the OCC Director forwards a sustained case to the Chief of Police, she can either recommend that the Chief of Police file charges with the Police Commission and after meeting and conferring with the Police Chief, if the Police Chief declines her request, the OCC Director can file charges on her own with the Police Commission. Alternatively, the OCC Director can determine that a case warrants ten days or less of suspension. Sustained cases that the OCC Director determines would warrant no more than ten days of suspension are adjudicated by the Chief of Police. The Chief of Police determines whether to sustain the OCC's findings and what discipline he may impose.

During the first quarter, the Chief of Police adjudicated four OCC sustained cases as follows:<sup>10</sup>

- **Neglect of Duty** – in violation of the San Francisco Police Department Field Training Manual, March 2010 edition, while conducting a traffic stop, the officer failed to notify Dispatch. **The officer was admonished.**

---

<sup>9</sup> Northeastern University Racial Profiling Data Collection Center  
<http://www.racialprofilinganalysis.neu.edu/background>

<sup>10</sup> Cases adjudicated by the Chief of Police during the first quarter are not necessarily cases that were sustained by the OCC during this first quarter.

- **Neglect of Duty** – in violation of Department Bulletin 11-097, San Francisco Police Department traffic stop data collection policy, while conducting a traffic stop of a bicyclist for running a red light, the officer failed to collect traffic stop data. Chief Suhr disagreed with the OCC's sustained finding and instead found a Policy Failure because SFPD's stop data collection policy specifically refers to vehicles, not bicycles. This case demonstrated the constraints of SFPD's traffic stop data collection policy since it could be narrowly interpreted to apply only to vehicles. Other jurisdictions have broader stop data collection requirements that apply to all stops, not just traffic stops. **The officer was not disciplined, as the finding was Policy Failure. Subsequently, on May 21, 2013, the Police Department adopted Department Bulletin 13-091 which included bicycle stops for moving violations.**<sup>11</sup>
- **Neglect of Duty** – in violation of San Francisco Police Department traffic stop data collection policy, an officer failed to collect traffic stop data when conducting a traffic stop. **The officer was admonished.**
- **Neglect of Duty** – in violation of Department General Order number 2.01, paragraph 14, Public Courtesy, an officer failed to promptly and politely provide his name and star number upon the complainant's request. The officer instead told the complainant the complainant could find the information on the citation. **The officer was admonished.**

During the second quarter, the Chief of Police adjudicated thirteen OCC sustained cases as follows:<sup>12</sup>

- **Neglect of duty** – An officer detained and searched the complainant and removed the complainant's cell phone from his pocket without cause. **The officer was admonished and retrained.**
- **Neglect of Duty** – An officer failed to collect traffic stop data. **The officer was admonished and retrained.**
- **Neglect of Duty** – An officer failed to collect traffic stop data. **The officer was admonished and retrained.**

---

<sup>11</sup> In addition to bicycles, pedestrians stopped for moving violations were included in the Police Department's latest Department Bulletin on traffic stop data, Department Bulletin 14-049, adopted March 3, 2014.

<sup>12</sup> Cases adjudicated by the Chief of Police during the second quarter are not necessarily cases that were sustained by the OCC during this second quarter.

- **Conduct Reflecting Discredit** – An officer made rude comments to a fare who did not want to pay the taxi driver a tip. **The officer received a written reprimand.**
- **Conduct Reflecting Discredit** – A lieutenant called the complainant a coward for failing to stop a violent suspect from harassing people and instead questioning the lieutenant on the lieutenant's physical contact with the suspect. **The lieutenant was admonished and retrained.**
- **Unwarranted Action, Neglect of Duty, and Conduct Reflecting Discredit** – Two officers in plain clothes in violation of DGOs 5.08 and 9.01, issued the complainant a traffic citation when there was no evidence that the complainant's driving created an aggravated situation requiring the officer's immediate attention. One of the officers incorrectly cited the complainant for parking in a prohibited area, Traffic Code section 32B, when the officer claimed that the complainant refused to pay the parking meter and had parked too far from the curb.

One of the officers wrongfully ordered a DMV priority reexamination of the complainant's driver's license in apparent retaliation for the complainant's attitude and not because the complainant showed signs of incapacity while committing a traffic violation. The officer also failed to notify the complainant that if he did not contact the DMV in five days, his license would automatically be suspended causing the DMV to suspend the complainant's license.

The other officer failed to write a complete incident report because it omitted the parking citation he issued to the complainant and in the incident report the officer also omitted reference to the priority reexamination proceeding he initiated against the complainant.

**The officer who ordered the priority reexamination in addition to wrongfully making a traffic stop in plain clothes received a one day suspension.**

**The officer who wrote an incomplete incident report in addition to wrongfully making a traffic stop in plain clothes received a written reprimand.**

- **Conduct Reflecting Discredit** – An officer called a jogging complainant a knucklehead when the officer ordered the complainant to get back on the sidewalk and away from a trench and in response, according to the officer, the

jogger was sarcastic and stopped in the middle of the street. **The officer was admonished and retrained.**

- **Neglect of Duty** – An officer failed to ensure that the complainant’s juvenile son’s property was properly secured resulting in the loss of her son’s cell phone. **The officer was admonished and retrained.**
- **Neglect of Duty** – An officer failed to collect traffic stop data. **The officer was admonished and retrained.**
- **Neglect of duty** – In violation of Department General Order 7.01 and Department Bulletin 12-190, a first phase recruit officer and the officer’s Field Training Officer (FTO) failed to Mirandize a juvenile when they took the juvenile into custody in the field. Although they stated they Mirandized the juvenile at the police station when they interrogated her, they failed to record the interrogation in violation of Department General Order 7.01 and Department Bulletin 12-190. The FTO also violated Department General Order 3.01 and the 2010 SFPD Field Training Manual when the FTO failed to properly supervise the recruit when the recruit failed to issue a Miranda warning when he first took the juvenile into custody in the field and also failed to record the second required Miranda warning and the interrogation at the police station. A sergeant violated Department General Orders 1.04 and 1.06 and the SFPD Report Writing Manual for improperly supervising the officers when the sergeant approved the incident report which did not refer to evidence of a recording of the interrogation. When there was no reference to a recording on the evidence face sheet of the incident report, the sergeant did not ask the officers whether they recorded the interrogation. If he had, he would have learned that they did not and they were in violation of 7.01 and Department Bulletin 12-190. **The officers and sergeant were admonished and retrained.**
- **Neglect of Duty** – An officer failed to collect traffic stop data. **The officer was admonished and retrained.**
- **Neglect of duty** – In violation of California Vehicle Code section 40505 and the San Francisco Police Department Field Training Manual, an officer failed to fully complete a notice to appear for traffic violations by neglecting to include on the notice his name, star number, issuing unit identifier and the date of issuance. **The officer was admonished and retrained.**
- **Unnecessary Force** – In violation of Department General Order 5.01, a Field Training Officer (“officer”) who was training a recruit responded to a dispatch about a fight and an officer trying to control the situation. After responding to

the incident, the officer used unnecessary force when he hit the complainant with a closed fist strike with his right hand to the left side of her face, near her eye. The officer struck the complainant after she spit directly in his face near his eyes. The officer claimed he feared he would be spit on again and he considered spit in the face to be a direct threat to his safety as bodily fluids contain potentially dangerous diseases. The officer had no physical contact with the complainant prior to or after the closed fist strike. Other officers struggled to detain the complainant and eventually they placed a spit mask on her head. **The officer received a written reprimand.**

During the third quarter, the Chief of Police made the following determinations on the twenty-one OCC cases where the OCC made a sustained finding on one or more allegations as follows:<sup>13</sup>

- **Neglect of Duty** – A sergeant failed to collect traffic stop data. **The sergeant was admonished and retrained.**
- **Discourtesy** – In violation of DGO 2.01, General Rules of Conduct, Rule 14, Public Courtesy, an officer used profanity and a sexual slur. **The officer was admonished and retrained.**
- **Neglect of Duty** – In violation of Department General Order 5.20, an officer failed to interview the complainant in her primary language, Cantonese. **The officer was admonished and retrained.**
- **Neglect of Duty** – In violation of Department General Order 5.20, an officer failed to record the custodial interview of a Limited English Proficient Spanish speaker. **The officer was admonished and retrained.**
- **Unwarranted Action and Neglect of Duty** – In violation of DGOs 5.08, Non-Uniformed Officers and 9.01, Traffic Enforcement, while in plain clothes and driving an unmarked vehicle, officers initiated a traffic stop and issued the complainant a traffic citation for conduct that did not constitute an “aggravated situation” and for conduct that was not observed. An officer wrote the wrong vehicle code section and date on the complainant’s citation. By conducting a traffic stop in violation of DGOs 5.08 and 9.01, the officers detained the complainant without justification. **The officers were admonished and retrained.**

---

<sup>13</sup> Disciplinary determinations made by the Chief of Police during the third quarter are not necessarily for cases where the OCC made findings of sustained during this third quarter.

- **Neglect of Duty** – An officer failed to collect traffic stop data. **The officer was admonished and retrained.**
- **Neglect of Duty** – An officer failed to collect traffic stop data. **The officer was admonished and retrained.**
- **Neglect of Duty** – In violation of DGO 6.15, Property Processing, an officer failed to process the complainant's bicycle for safekeeping which resulted in the loss of the bicycle. **The officer was admonished and retrained.**
- **Unwarranted Action** – In violation of DGO 10.08, Unauthorized Use of Office Technologies and Department Bulletin 13-156, Use of Computers and Peripheral Equipment, an officer used a Department computer and Department internet access without permission to make written comments on Facebook that were unrelated to her work. **The officer received a written reprimand.**
- **Unwarranted Action** – In violation of the Fourth Amendment to the United States Constitution, an officer moved the complainant's backpack during a traffic stop. **The officer was admonished and retrained.**
- **Neglect of Duty** – An officer failed to prepare an incident report after the complainant pointed out the suspect to him and reported that the suspect had stolen her purse, wallet and other belongings. **Written reprimand and retraining.**
- **Discourtesy** – In violation of DGO 2.01, General Rules of Conduct, Rule 14, Public Courtesy, a sergeant acted inappropriately and made inappropriate comments. **Written reprimand and retraining.**
- **Neglect of Duty** – In violation of Department General Orders 2.01 and 5.20 and the report writing manual, an officer failed to obtain the complainant's account of the incident where the complainant received injuries during a fight, omitted the complainant's statement from the incident report, and neglected to indicate in the incident report that another officer interviewed the complainant at the scene in his primary language, Spanish. **Admonishment and retraining.**
- **Neglect of Duty and Unwarranted Action** – The OCC determined that in violation of Department General Order 5.02, an officer displayed his weapon to the young teenaged complainant without justification and in violation of Department General Order 5.03; the officer detained the complainant without reasonable suspicion and failed to issue the complainant a certificate of release.

Chief Suhr did not concur that the officer was out of policy in displaying his weapon but he found the officer should have explained to the complainant why he displayed the weapon once the officer quickly determined the complainant was not the suspect. Chief Suhr found the detention proper but concurred that the officer should have documented the detention and issued the complainant a certificate of release. **Admonishment and retraining.**

- **Neglect of Duty** – In violation of DGOs 1.03, 2.01 and 6.15, an officer failed to properly investigate a dispute over a bicycle, failed to prepare an incident report and failed to properly process property by releasing the bicycle to the person the complainant reported as the bicycle thief. **Written reprimand and retraining.**
- **Neglect of Duty** – Officers failed to properly investigate a collision and failed to write a complete and accurate report. **Suspensions for two officers and written reprimands for two officers. Retraining for all four officers.**
- **Neglect of Duty** – An officer failed to collect traffic stop data. **Admonishment and retraining.**
- **Neglect of Duty** – Officers failed to properly process property by forgetting the complainant's property in the trunk of their police car. **Admonishment and retraining.**
- **Unwarranted Action and Neglect of Duty** – In Violation of the Fourth Amendment to the United States Constitution, California Constitution Article I, section 13, and the San Francisco Police Department Field Training Manual for Police Officers, a recruit officer conducted a pat search without articulating objective facts to demonstrate that the complainant might be armed and a danger to the officer. The officer also failed to collect traffic stop data. In violation of The San Francisco Field Training Program Manual for FTOs, the recruit's Field Training Officer failed to properly instruct the recruit on lawful pat searches and the duty to collect traffic stop data. **Admonishment and retraining.**
- **Neglect of Duty** – In violation of Department General Order 5.02. Language Access Services for Limited English Proficient (LEP) Persons, an officer who prepared an incident report based on information obtained by an officer who provided language assistance services, failed to list the officer who provided the language assistance services and did not identify the LEP individuals in the report. In violation of Department Bulletin 1.04. Duties of Sergeants, the recruit's Field Training Officer, a sergeant, who responded to the incident and reviewed the incident report, overlooked the requirement that the incident



report identify the officer who provided the language assistance.

**Admonishment and retraining.**

- **Neglect of Duty** – In violation of Department General Order 1.04. Duties of Sergeants and 5.03. Investigative Detentions, the supervising sergeant failed to ensure that the complainant was issued a certificate of release after the complainant was released from a twenty minute detention. During the detention, the complainant and his passengers were made to sit on the curb and were handcuffed while the officers searched the complainant's car for guns. **Admonishment and retraining.**

During the fourth quarter, the Chief of Police made the following determinations on 19 OCC cases where the OCC made a sustained finding on one or more allegations as follows:<sup>14</sup>

- **Unwarranted Action, Neglect of Duty, and Conduct Reflecting Discredit** – Officers failed to promptly and politely provide their names and star numbers when requested, an officer misapplied the law in citing the complainant for jaywalking, and an officer used profanity. **Admonishment and retraining.**
- **Neglect of Duty** – An officer failed to collect traffic stop data. **Admonishment and retraining.**
- **Unwarranted Action and Neglect of Duty** – In violation of Department General Order 6.09, the SFPD Field Training Manual for Police Officers, Domestic Violence Section 2.37 and the SFPD Academy Post Learning Domain 35, officers failed to recognize that the complainant was the victim of domestic violence at the hands of her boyfriend and wrongfully arrested the complainant for domestic violence instead of her boyfriend. In violation of 1.04. Duties of Sergeants and the above referenced rules, a sergeant negligently approved an insufficient incident report and negligently authorized the officers to arrest the complainant. **Written reprimand and retraining**
- **Unwarranted Action, Unnecessary Force and Neglect of Duty** – Officers detained and arrested the complainant without justification and as a result the force used to detain the complainant was unnecessary. In violation of DGO 5.08 and 9.01 officers in plainclothes and in an unmarked vehicle conducted a traffic stop and an officer failed to collect traffic stop data. **Admonishment and retraining.**

---

<sup>14</sup> Disciplinary determinations made by the Chief of Police during the fourth quarter are not necessarily for cases where the OCC made findings of sustained during this fourth quarter.

- **Neglect of Duty** – An officer failed to collect traffic stop data. **Admonishment and retraining.**
- **Neglect of Duty** – An officer failed to collect traffic stop data. **Admonishment and retraining.**
- **Conduct Reflecting Discredit and Neglect of Duty** – After citing the complainant for a traffic violation, the officer used personal information he obtained during the citation process to send the complainant personal text messages. The officer also failed to collect traffic stop data. **Suspension.**
- **Neglect of Duty** – An officer failed to collect traffic stop data. **Admonishment and retraining.**
- **Neglect of Duty** – An officer failed to collect traffic stop data. **Admonishment and retraining.**
- **Neglect of Duty** – An officer failed to collect traffic stop data. **Admonishment and retraining.**
- **Neglect of Duty** – In violation of Department General Orders 1.03 and 2.01 section 25, an officer failed to write an incident report for a taxicab fare dispute where the driver reported that the fares had left without paying. **Admonishment and retraining.**
- **Unwarranted Action** – Without justification, officers arrested the complainant for public intoxication pursuant to Penal Code section 647 (f). **Admonishment and retraining.**
- **Unwarranted Action** – Without reasonable suspicion and in violation of Department General Order 5.03; Investigative Detentions, a sergeant detained the complainants whom he suspected of shoplifting. **Admonishment and retraining.**
- **Neglect of Duty** – In violation of Department Bulletin 12-158, section II, paragraph b., subsection 2., an officer caused the complainant's vehicle to be towed without giving the complainant the opportunity to call for a licensed driver to come to the scene within 20 minutes of the stop. The complainant was unlicensed and undocumented. **Written reprimand and retraining.**

- **Conduct Reflecting Discredit and Neglect of Duty** – In violation of Department Bulletin 13-182 and California Vehicle Code section 21055, an officer parked his patrol car in a bus zone while picking up food from a restaurant. **Suspension.**
- **Conduct Reflecting Discredit** – In violation of Department General Orders 2.01 and 9.01, after citing the complainant for talking on her cell phone while driving (Vehicle Code section 23123), an officer advised the complainant that because of her attitude, he was citing her for two additional offenses, unsafe lane change and texting while driving. While he had the complainant sign the extension to the citation with the additional two offenses, the officer did not submit the additional two offenses to the court and the court only had before it the original offense. **Admonishment and retraining.**
- **Neglect of Duty** – In violation of Department General Order 5.04, an officer failed to prepare an incident report regarding an attempted private party arrest. **Admonishment and retraining.**
- **Neglect of Duty** – In violation of Department General Order 5.04, a sergeant failed to prepare an incident report regarding an attempted private party arrest. **Admonishment and retraining.**
- **Discourtesy** – In violation of Department General Order 2.01 section 14, an officer used profanity while facilitating the transfer of a child from the complainant to the complainant's mother during a tense encounter between the complainant and the officer. **Admonishment and retraining.**

### **XIII. DISPOSITION OF COMPLAINTS STATUS OF CURRENT OCC CASES – THE 'KEANE' REPORT**

By the end of 2014, the OCC closed 99% of its 2013 cases. In 2014, 79% of OCC's cases were closed within 270 days compared to 84% in 2013. Of particular note, however, 98% of cases closed in 2014 were closed within a year of filing which is similar to 99% in 2013. (See Appendix "A" page 62.) The fourteen cases that were older than one year were either tolled by the statute of limitations or had no sustainable allegations.

#### **XIV. CASELOAD MANAGEMENT**

The average caseload of 22 cases per investigator as of December 31, 2014 was one case higher than in 2013. As of December 31, 2014, the highest caseload was 26 cases and the lowest was 14 cases. More troubling was the median caseload of 24 cases which exceeds best practices by 50%. (See Appendix "A" pages 130 and 131.) To help manage the caseloads of the journey level investigators, the senior investigators continued monthly case reviews, monitoring caseloads and assuming investigative responsibility in selected cases. The caseloads continue to be higher than the best practices caseload of 16 cases per investigator as recommend in the San Francisco Controller's 2007 audit report on the OCC's operations.

#### **XV. LEGAL UNIT**

In 2014, the OCC's Legal Unit maintained its full complement of four attorney positions: one supervising trial attorney, Ines Vargas Fraenkel, one full-time trial attorney Manny Fortes, one full-time attorney policy analyst, Samara Marion, and one part-time attorney mediation and outreach coordinator, Donna Salazar. During the year, three of the attorneys in the Legal Unit continued to provide legal opinions and analyses as needed. It also continued to conduct sustainability reviews of sustained reports for merit, form and legality, and to edit them as needed.

One of the primary duties of the legal unit is to present misconduct cases to the Police Chief when officers object to proposed discipline of 10-days suspension or less. The legal unit prosecutes and tries cases involving suspensions beyond 10-days up through termination before the Police Commission, as these cases are under the exclusive authority of the Police Commission under the City Charter.

In 2014, the Legal Unit continued to review, prioritize, and adjudicate, cases pending at both the Chief's and the Police Commission levels, and to ensure that newly filed cases moved at a timely pace.

During 2014, the Legal Unit prosecuted nine cases. Of these, eight cases involving eight officers were prosecuted at the Chief's Hearing level. The proposed discipline was upheld in all eight cases.

Of the nine cases mentioned above, the Legal Unit prosecuted one before the Police Commission. This case was an appeal from a Chief's level hearing upholding three days suspension for an illegal detention and use of force. The matter went to Settlement

Conference with an assigned Police Commissioner, and after several attempts, the case settled with the officer accepting the suspension without a revised finding.

As part of their duties, the Legal Unit's attorneys also review and edit sustained reports after a matter has been investigated and one or more allegations are deemed sustainable. During 2014, the Legal Unit reviewed, revised, and submitted 44 sustained reports, each of which involved one or more allegations against one or more officers.

The part time member of the Legal Unit reviews requests for hearing by officers and complainants who are dissatisfied with the findings from the investigations of their complaints. She recommends to the Executive Director whether a hearing should be held based on criteria established by the Police Commission. In 2014, no recommendations for hearings were made to the Executive Director. The part time member of the Legal Unit also manages the OCC's mediation and outreach programs which are described in pages 38 and 41 respectively.

In addition to providing legal opinions and analyses as needed and conducting sustainability reviews of sustained reports for merit, form and legality, and editing them as needed, the policy analyst attorney proposed changes in police practices and policies pursuant to City Charter section 4.127. The OCC's policy work is described in below.

## **XVI. POLICY ANALYSIS**

Policy work is an essential aspect of the OCC's mission. While individual discipline is an essential component of law enforcement management, changes to police policies and practices directly impact the entire police force and the community it serves. By comparison, OCC sustained findings in 2014 directly impacted 81 officers or 4 percent of the police department's 2119 sworn officers.

The San Francisco City Charter requires the OCC to present quarterly recommendations concerning SFPD's policies or practices that enhance police-community relations while ensuring effective police services. (Summaries of OCC Policy Recommendations are found in Appendix A, pages 57-61.) Attorney and policy analyst Samara Marion leads the agency's policy work. In 2014, the OCC made recommendations that addressed a variety of law enforcement practices including language access, children of arrested parents protocols, domestic violence procedures, communication with sexual assault victims, and officer-initiated driver incapacity proceedings.

The OCC commenced its 2014 language access work with the completion of an officer training video entitled "Detecting and Overcoming Language Barriers." During the previous year, in collaboration with SFPD and community advocates, the OCC assisted in the scripting,

filming and editing of the training video. Using a domestic violence incident involving a Spanish-speaking victim and an elder-abuse incident involving a Cantonese-speaker, this training video identifies the common signs that language assistance is needed. It also addresses how evidence of a dominant aggressor and elder abuse can be overlooked because of a language barrier. The officer training video can be viewed at <http://www.youtube.com/watch?v=i8qY1zi0tzc>. The Department of Justice has included it on its LEP resources website. (<http://www.lep.gov/resources/resources.html#>.)

Throughout 2014 the OCC met monthly with domestic violence and sexual assault service providers, language access advocates, city agencies, and the Police Department, a practice the OCC initiated in 2012 to address on-going language access concerns. The OCC initiated several LEP projects, including a plan to increase bilingual certification opportunities for SFPD officers and civilians, enhanced LEP report-taking at district stations, and SFPD data collection on in-person interpreters and language line use.

In partnership with Mujeres Unidas and the Asian Pacific Islander Legal Outreach, policy attorney Marion provided training on language access issues for advocates assisting immigrants who are domestic violence and sexual assault survivors. This training occurred during Domestic Violence Awareness Month and was well attended.

Annually, the OCC provides SFPD a summary of language access complaints to facilitate the Department's compliance with the San Francisco Language Access Ordinance (San Francisco Administrative Code §91.1). During the 2013-2014 fiscal year, the OCC received or closed sixteen (16) complaints against eighteen (18) officers involving violations of Department General Order 5.20, the Department's language access protocol. During the reporting period, the OCC made the following findings in thirteen (13) cases involving fifteen (15) officers alleging DGO 5.20 violations: six allegations were sustained; three allegations were not sustained; two allegations were proper conduct; one allegation was unfounded; and three allegations resulted in a no finding.<sup>15</sup>

The OCC's policy work in 2014 also focused on children of arrested parents. During the first quarter the OCC worked with the Department and representatives from San Francisco Children of Incarcerated Parent's Partnership to finalize Department General Order 7.04 (Children of Arrested Parents), a DGO the OCC proposed in 2013. This DGO requires officers to inquire whether the arrested adult has a child under 18 years of age for whom the adult is responsible. The DGO establishes arrest procedures such as arranging for another family member to care for the arrestee's children and handcuffing a parent outside the presence of their children. These procedures are designed to prevent a child from being left without care following a parent's arrest and to reduce the traumatic impact of a parent's arrest on a child. On May 7, 2014, the Police Commission unanimously adopted DGO 7.04.

---

<sup>15</sup> Three cases were pending at the time the OCC provided SFPD its summary and thus, the OCC's findings concerning these three cases are not reported herein.

Following the adoption of DGO 7.04, the OCC developed a script for an officer training video. Working in collaboration with the Department, the OCC initiated filmed interviews with youth from Project What who had witnessed their parent's arrest, so that their experiences would be included in the SFPD officer training video. The OCC also helped coordinate a focus group involving Project WHAT youth and patrol officers to exchange information about arrest procedures involving parents with children. Two immediate recommendations resulted from these partnerships: 1) the need for officer training that emphasizes that often there are no signs that an arrestee is a parent and 2) an incident report writing system that incorporates DGO 7.04's documentation requirements including whether the officer asked the arrestee if he or she has a child they care for, who has been designated for the child's care, and the names, ages, and school notification for each child. The OCC revised the officer training video so that it now features a traffic arrest in which there are no indications that the driver is a parent. The OCC continues to advocate for incident report writing features to assist officers in fulfilling the documentation requirements under the new DGO.

On August 21, 2014 OCC Director Hicks and policy attorney Marion met with representatives from the Washington, D.C.-based Urban Institute. The Urban Institute selected San Francisco as a study site, in part, because of the collaborative work of community-based organizations, the Police Department, and the OCC in establishing an arrest procedure for parents. Discussion focused, in part, on the unique role civilian oversight agencies can play in facilitating partnerships among community, government and law enforcement agencies.

During 2014, the OCC proposed revisions to Department General Order 6.09 that would require police to interview domestic violence victims in private and provide translated emergency protective orders and domestic violence referral cards to Limited English Proficient victims. The OCC also recommended that following the adoption of revisions to DGO 6.09, data be collected and reported to the Police Commission regarding referrals to Family and Children's Services during domestic violence calls. On October 8, 2014, the Police Commission adopted revisions to DGO 6.09.

In 2014, the OCC also recommended that the Department adopt written procedures and provide training on officer-initiated driver incapacity proceedings. Vehicle Code § 21061 permits an officer to issue a notice of Department of Motor Vehicle re-examination to a driver who shows signs of mental or physical incapacity while committing a traffic violation. Because officers have to comply with evidentiary and notice requirements to initiate the DMV priority re-examination proceeding and OCC investigations had determined that some officers have initiated these proceedings without cause, the OCC made the following recommendations:

1. Require a supervisor's authorization to initiate DMV re-examination of a driver (for both priority re-examination and non-priority re-examination);

2. Require the officer initiating the DMV re-examination proceeding to book into evidence a copy of officer's completed and signed DMV re-examination form;
3. Require the officer initiating the DMV re-examination proceeding to document in an incident report the following information:
  - the factual basis for the re-examination;
  - the time, date, and manner in which the officer provided the driver a written copy of the DMV re-examination form;
  - the supervisor who authorized the DMV re-examination; and
  - that the officer booked into evidence a copy of the DMV re-examination form.
4. Issue a priority "A" Department Bulletin immediately that states the legal standard and notice requirements to initiate a DMV priority re-examination of a driver and include the three procedures described above.
5. Provide training to all officers and recruits consistent with the above-mentioned procedures as soon as the Department Bulletin is issued.

The OCC's recommendation that the Department adopt written procedures and provide training on officer-initiated driver incapacity proceedings resulted in the issuance of Department Bulletin 14-135 on May 13, 2014. The new procedures established in Department Bulletin 14-135 require a supervisor's authorization to initiate a driver incapacity proceeding and an incident report that documents the factual basis for the re-examination and the manner in which the officer notified the driver.

And lastly, in response to a complaint from a sexual assault victim, the OCC recommended that the Department adopt written procedures concerning communication with victims whose case is under investigation. The OCC also recommended that investigators notify victims of the disposition of their case in a timely manner. In October 2014, the Special Victim's Unit issued a Unit Order that requires its investigators to communicate with the victims regarding the status of their case within two days of the District Attorney's decision and to include their direct office phone number, Department-issued cell phone number and e-mail address on their business cards.

By working with community stakeholders, city agencies and the Police Department on a wide range of projects throughout 2014, the OCC advanced its policy work to enhance police-community relations while ensuring effective police services.



## XVII. MEDIATIONS

The OCC's mediation program provides officers and civilians a unique opportunity for dispute resolution in certain types of complaints. In 2014, the OCC mediated 50 cases. This number represents over 7% of the number of complaints closed in 2014 - a small decrease in actual mediations and in the total percentage of complaints mediated in past years.

The mediation program creates a forum for officers and civilians to have a frank discussion regarding the complaint and serves as an educational experience for all participants. In addition to the non-confrontational opportunity for dispute resolution, the mediation program provides the following unique benefits which are unavailable under the investigative process:

### Time savings.

Mediation allows cases to be processed expeditiously. In 2014, mediated cases were open an average of 79 days, contracted with all cases (including mediations) being open an average of 163 days.

### Cost savings.

Cases are mediated by a current roster of over 180 volunteer mediators who conduct mediations without charge. Additionally, mediated cases relieve the investigators from additional casework. The 50 cases mediated in 2014 equal a full-time investigator's annual caseload.

### Greater Satisfaction for Complainants and Officers

In the voluntary and anonymous exit survey that is set forth below, 96% of the participants were satisfied or very satisfied with the mediation program. This represents a 2% increase in the satisfaction rate over 2013.

The following responses were received in the OCC mediation exit survey during 2014:

Rating of participant's experience with the mediation process:

54% - very satisfied  
31% - satisfied  
4% - dissatisfied.

Whether the mediation location provided a safe environment to freely express concerns and issues:

99% - yes  
1% - no

Percentage of mediation participants who felt they had the opportunity to be heard and express their thoughts:

99% -yes  
1% -no

Percentage of participants who felt that the other party fully participated in the mediation:

99% - yes  
1% - no

Percentage of participants who felt that the mediators accurately identified and addressed the core issues of the complaint:

100% - yes  
0% - no

Percentage of participants who felt that the complaint was totally resolved at the mediation:

Totally resolved – 53%  
Partially resolved – 35%  
Not resolved at all – 13%

Two examples of successful mediations follow:

Example #1

The Complainant is a long time resident of the Bayview District and has served on numerous committees and neighborhood groups in the area. She was walking her dogs near Candlestick Point early one morning when she noticed a car in the area that appeared to be abandoned. The vehicle had been driven through a wooden fence taking out plantings and coming to rest next to a tree. The air bags had been deployed. She called 911 and was connected to the Highway Patrol who in turn connected her to SFPD. The dispatcher asked her to return to the vehicle and get the license number. The Complainant did so and relayed the information to the 911 dispatcher.

On her way home, two officers appeared on the scene and stopped to speak with her. The Complainant told the officers she had reported the suspicious vehicle. The officers asked for her address and phone number and she provided the information. Then one of the officers asked for her driver's license. The Complainant asked the officer why he needed identification. She told the officer that the intrusive questions police ask are a large part of the reason citizens do not want to get involved with the police. The Complainant waked away telling the officers "Good day and good luck." One of the officers shouted to the woman telling her that they could easily get the information from the computer system. The Complainant felt that officer's questioning and behavior was inappropriate.

At the mediation, the officer explained department policy about reports of stolen vehicles and apologized for any miscommunication that may have occurred. He told the Complainant that officers wanted to have good relationships with community members and valued their assistance in helping to make the neighborhood a safer place. The Complainant indicated that she was happy the officers understood her concerns and appreciated their commitment to the job.

#### Example #2

The complainant is the son of a SFPD officer. He has lived in the same area of the City for many years. The garage next door to the complainant's home was broken into and approximately \$20,000 worth of property was taken. The responding officers were polite and efficient. However, the officers told the complainant that when they contacted CSI, they were told there would be no response because the possible fingerprints were close to the ground and could have belonged to anyone. They told the complainant that property crimes were a low priority in SF and even if they found a perpetrator, there would be little punishment.

The complainant was concerned that the department did not take a more aggressive stance investigating and prosecuting criminal activity. There has been very little crime in his neighborhood and he wants to make sure that does not change. A representative from the station met with the Complainant and explained the criteria for processing scenes.

The effectiveness of the OCC's mediation program is acknowledged well beyond the officers and complainants who participate in it. During 2014, the OCC Mediation Coordinator was contacted by representatives from Dayton Ohio, the LAPD Internal Affairs Department and City Attorney's Office, the St. Louis Community Mediation Program, the LA County Inspector General's Office, the Albuquerque New Mexico City Attorney's Office and the New Orleans Office of the Inspector General.

Consultants working with the LAPD had been in contact with the OCC Mediation Coordinator over the past few years regarding the implementation of a mediation program in that jurisdiction. In March, the mediation coordinator traveled to LA where she met with

members of the LAPD Internal Affairs Command Staff and Sergeant Marlon Marrache of the LAPD Internal Affairs Offices, as well as Shaphan Roberts of the City Attorney's Office. At that time, the department had completed a very nominal number of mediations. The mediation coordinator and two mediators, presented a program for approximately 75 employees of Internal Affairs, the City Attorney's Office, and the LAPD mediators. The program was well received and the evaluations were excellent.

In December, LAPD Sergeant Marrache traveled to San Francisco to look at the OCC's program first hand. While here, the sergeant spent time with staff members of the OCC, met with a group of mediators from our program as well as a SFPD captain, a POA representative, and several SFPD officers who had participated in OCC mediations to discuss the mediation program from the standpoint of the officers. The sergeant also spent time with the SFPD's Internal Affairs Department's Captain Chris Pedrini and his staff.

In August, Joyce Hicks, OCC Executive Director and member of the board of directors of the National Association of Civilian Oversight of Law Enforcement hosted an event for civilian oversight practitioners from Northern California. The mediation coordinator offered a brief overview of police/civilian mediation programs.

In addition to administering the OCC's mediation program, this year the mediation coordinator attended the mediation trainings at UC Berkeley and Hastings College of the Law to promote the program among mediators and community members. The coordinator also represented the mediation program at numerous local events including the Peninsula Conflict Resolution Center's ADR event exploring communities working with police agencies and NGOs.

In 2014, the mediation coordinator provided an orientation for twenty new mediators enlarging our pool of mediators to increase our mediation capacity.

The mediation program continues to be an effective educational tool for officers and complainants alike. The eligible officer participation rate was 95% and 62% of complainants offered mediation agreed to participate. Of the officers who declined to meet, 83% cited their experience with the specific Complainant or the circumstances of the complaint as the reason for declining. In 2015, the OCC will continue to promote the mediation program and intends to increase the number of appropriate cases that can be resolved through dispute resolution.

## **XVIII. OUTREACH**

Since 2008, the OCC has followed its annual Community Outreach Strategic Plan which outlines its outreach goals in the areas of community presentations and partnerships, language access, training, website development, media relations, and program effectiveness and resources. By using a community-based approach that relies upon presentations, widely distributed written materials in multiple languages, and the OCC website, the OCC's

Outreach Strategic Plan provided a roadmap for strengthening its relationships with communities which historically and statistically, were likely to have encounters with the police. The OCC's Community Outreach Strategic Plan also sought to reach communities that have been racially, culturally or linguistically isolated from police services. The OCC has successfully implemented this ambitious outreach strategy.

In 2014, the OCC continued to work in coalition with representatives of numerous legal and community groups such as the Asian Law Caucus, Asian Pacific Islander Legal Outreach, the Coalition on Homelessness, the Mental Health Association, the National Alliance on Mental Illness (NAMI) the San Francisco Youth Commission, Huckleberry Community Assessment and Referral Center, and the Sunset Youth Community Services, to name a few.

In addition to its work investigating complaints, the OCC continued its efforts to inform members of the Department and community about the OCC's services and procedures. OCC representatives made presentations to Police Academy classes at the beginning and end of their training, and at Police Commission community meetings held in the Park, Southern, Northern, Richmond, Central, Mission, and Ingleside Districts as well as meetings called to address other matters of public concern.

Representatives from the OCC also gave presentations to other groups including mediation classes at UC Berkeley Extension and Hastings College of the Law, the Domestic Violence Consortium, the Family Violence Council, UC Berkeley Boalt Hall Women of Color Attorneys, The Urban Institute, the University of San Francisco Law School, the Youth Commission, the National Association of Civilian Oversight of Law Enforcement, the Sonoma County Community and Law Enforcement Task Force, the Sojourner Truth Family Service Agency, and San Francisco Children of Incarcerated Parents.

Director Joyce Hicks and Deputy Director Erick Baltazar provided a two hour presentation on the OCC and civilian oversight to a delegation of government officials from India who were enrolled at UC Berkeley's Goldman School of Public Policy.

In August, the OCC hosted a reception for members of Northern California Civilian Oversight Agencies. Policy Analyst Samara Marion and Mediation Coordinator Donna Salazar of the OCC staff offered presentations facilitated by Director Hicks.

In September, Director Hicks led a delegation to the NACOLE Conference in Kansas City. Policy Analyst Marion spoke on a panel addressing "Police Oversight's Role in Police Training."

In April, the San Francisco Examiner interviewed Director Hicks regarding the functions of the OCC, and in May, the Examiner interviewed Policy Analyst Marion regarding the new policy addressing children of arrested parents. In August, Policy Analyst

Marion was interviewed on KMEL Radio regarding youth rights when dealing with law enforcement.

In 2014, OCC staffed tables at four Operation Homeless Connect events in the Civic Center area, as well as the Bayview Connect, the LGBTQ Connect, the Bayview/Hunters Point Back to School Celebration, the Western Addition Back to School Celebration, Mayor's Office of Youth, Children, and Family's Summer Resource Fair, and the SFPD Youth Resource Fair, National Night Out in the Western Addition, Ingleside, Visitation Valley, and Bayview Districts, the Western Addition Senior Resource Fair, the Southeast Community Resource Fair, the Transgender Health Fair, and the Chinatown Resource Fair.

The OCC regularly distributed complaint forms and brochures in six languages to all police stations, the District Attorneys Office, the Public Defenders Office, the Mayors Office of Neighborhood Services, the ACCESS Center, all twenty-seven branch libraries, the Mayors Office on Aging and Adult Services, La Raza Centro Legal, and community centers including Community Boards, the Ella Hill Hutch Community Center, the Bayview Hunters Point Family Resource Center, the Bernal Heights and Mission Neighborhood Centers, the African American Resource Center, Community United against Violence, North Beach Neighborhood Homeless Services, Lyric, the LBGT Community Center, Episcopal Community Services, the Third Street Youth Center, Horizons Unlimited, Arriba Juntos, the African Immigrant Resource Center, and the Yerba Buena Community Center.

OCC staff members also met with representatives from the UC Berkeley Law School Women of Color Collective, the SF Youth Commission, SF Women Against Rape, New York Legal Services, the Thelton E. Henderson Center of Social Justice, the LA County Inspector General's Office, Oakland City Councilmember Noel Gallo, a delegation of government officials from India with the Goldman School of Public Policy, the Urban Institute, Mujeres Unidos and the Asian Pacific Islander Outreach staff,

In 2009, the OCC initiated a system of evaluating our outreach efforts. The data collected in 2014 indicates that all of the presentations offered met the expectations of the audience, were given by presenters knowledgeable about the subject matter, and provided substantive written materials. Every evaluator indicated they would attend future OCC presentations and would recommend the presentation to others.

In addition to evaluating our presentations the OCC uses a self-evaluation document for resource fairs and other events. The data gathered from these documents allows the OCC to consistently improve our outreach efforts and to reach our targeted audiences.

## **XIX. CLERICAL UNIT**

In 2014 the OCC Clerical Unit, supervised by Principal Clerk, Linda Taylor, and staffed by two clerk typists and two senior clerk typists, received and input 728 complaints in the database, typed the disposition letters and updated the database for 706 closed cases.

The OCC received the following document requests:

- 130 requests to process Pitchess Motions involving 398 San Francisco Police Department members.
- 127 PIP requests from the Police Department for information under the Performance Improvement Program (DGO 3.18) involving 251 San Francisco Police Department members.
- 56 document requests for Investigative Hearings from a combination of Police Department officers and complainants.
- 34 document requests from the Office of the City Attorney.
- 12 requests from federal courts.
- 8 requests from the Public Defender.
- 5 California Public Records Act requests.

In response to requests, the OCC mailed 62 complaint forms. The OCC's customer satisfaction surveys were mailed to officers and complainants in 644 cases in 2014.

The OCC paid \$7,363.32 in off-site storage costs for documents filed and documents retrieved in 2014

## **XX. INFORMATION TECHNOLOGY UNIT**

The Information Technology unit supports all aspects of the OCC's work. With minimal help, Chris Wisniewski, the OCC's Information Services Business Analyst ("IS Business Analyst") builds and maintains all of OCC's hardware, software, communications, database, intranet, website and external reporting systems. In 2014, these systems remained stable and reliable with no data loss or serious incidents of downtime or disruption to staff.

Outside of the day to day cycle of administration, support, maintenance and troubleshooting, Mr. Wisniewski oversaw the completion and public release of OCC's Online Complaint Form/Application which went live on in August 2014. Between August and December 31, 2014, the OCC received 20 online complaints.

Mr. Wisniewski also set up a basic but multilingual organizational presence on Facebook and at the end of the year undertook a long deferred project involving the virtualization and upgrade of OCC's intranet, index, scheduling and fax server systems. This final item lays the important foundation for next generation document management, collaboration and streamlining of staff workflows.

Other tasks performed included assisting investigators with matters involving Muni's closed circuit system, ATM cameras, mobile devices, the internet, and other forms of audio/visual evidence. The IS Business Analyst set up phones, various accounts and trained investigators and other staff on OCC systems. He, himself also attended training on the City's new website tool.

The IS Business Analyst also produced several special reports including those based on Department General Order 5.20 (Language Access Services), Rights of Onlookers as well as requests from the media including NBC Bay Area and the Examiner. He also provides quarterly statistics for the Document Protocol Report for the Police Commission and he produced statistics for all monthly reports, quarterly reports and this annual report for 2014.

## **XXI. PERFORMANCE MEASURES**

Performance measures are a part of the OCC's annual budget. The budget is adopted on a fiscal year that runs from July 1 through June 30. The performance measure data is adjusted to a calendar year basis for the purposes of this report. The statistics below are based on the calendar year 2014 and the targets have been adjusted to average the targets and projected numbers for two fiscal half years, i.e., the latter half of fiscal year 2013/2014 (January 1 through June 30, 2014) and the first half of fiscal year 2014/2015 (July 1 through December 31, 2014).

1. Goal 1 - Address civilian complaints of police misconduct professionally and efficiently
  - a. Measure No. 1 – Number of cases closed during the reporting period.



To close as many or more cases than the number of new complaints filed annually and to adequately address the agency's backlog, OCC investigators are required to close 4 or more cases per month. The average target for 2014 was set at 750. The number of cases closed from January 1 through December 31, 2014 was 706.

While the OCC was budgeted for 17 OCC investigators, the OCC operated with only 14 investigators due to vacancies. Of the 14 investigators, one investigator served as an acting senior investigator supervising journey level investigators during the entire calendar year. Another one of the 14 investigators was appointed to an acting senior investigator in October 2014. Consequently, the OCC was unable to meet its target of 750.

- b. Measure No. 2 – Number of complaints closed during the year per FTE investigator.

To close as many or more cases than the number of new complaints filed annually and to adequately address the agency's backlog, OCC investigators are required to close 4 or more cases per month. The average target for 2014 was set at 48 cases per year per FTE investigator. The number of cases closed per FTE investigator from January 1 through December 31, 2014 was 44, falling short of OCC's target of 48. Proper case management, along with full investigative staffing, will ensure that investigators close an average of 4 or more cases per month.

- c. Measure No. 3 – Number of cases sustained during the reporting period.

This performance measure identifies the number of completed investigations that contained at least one sustained allegation. There is no target or projection because such a target may give the impression that the agency's mission is to find misconduct where there is none. However, the measurement is used to comparatively evaluate agency workload and performance, as well as to evaluate caseload management. The number of sustained cases from January 1 through December 31, 2014 was 58 or an 8% sustained rate.

- d. Measure No. 4 – Percentage of sustained cases completed within the one-year statute of limitations under government code 3304.

Section 3304 of the California Government Code dictates that all investigations of police misconduct should be completed within one calendar year. The OCC has put into place mechanisms to track cases throughout the investigative process and to identify potentially sustainable cases early in the investigation. Proper case management, along with full investigative staffing, will ensure that all cases be fully investigated within the limits imposed by Section 3304 of the California

Government Code. The percentage of cases completed within the one-year statute of limitations from January 1 through December 31, 2014 was 100%.

- e. Measure No. 5 – Percentage of sustained cases that resulted in corrective or disciplinary action by the Chief or Police Commission.

The number of sustained cases that resulted in corrective or disciplinary action from January 1 through December 31, 2014 was 100%. Of the 61 cases considered by the SFPD, discipline or other corrective action was imposed in all 61 cases.

- f. Measure No. 6 – Number of cases mediated during the reporting period.

The OCC's goal is to mediate 5 cases per month or 60 cases per year. From January 1 through December 31, 2014, the OCC mediated 50 cases.

## 2. Goal 2 - Facilitate corrective action in response to complaints

- a. Measure No. 1 – Number of findings of policy, procedure, or practice failure identified in the OCC caseload during the reporting period.

The OCC does not provide a numerical target for the number of policy, procedure and/or practice failures in the OCC caseload because such a target may give the impression that the agency's mission is to find a particular number of policy, procedure and/or practice failures where there may be none. The OCC's goal is to make policy, procedure and/or practice recommendations that address the policy, procedure and/or practice failures identified in the OCC's cases. From January 1 through December 31, 2014, the OCC identified three (3) policy failure findings in the OCC's caseload.

- b. Measure No. 2 – Number of policy, procedure, and practice findings presented to the SFPD or the Police Commission.

The number of policy, procedure, and practice findings presented from January 1 through December 31 2014 was nine. The OCC does not provide a numerical target for the number of policy, procedure, practice recommendations because such a target may give the impression that the agency's mission is to find a particular number of policies, procedure, practice recommendations where there may be none. The OCC's goal is to make policy, procedure and/or practice recommendations that address the policy, procedure and/or practice failures identified in the OCC's cases.

It should be noted that policies presented to the Police Commission and/or SFPD during the measurement period were not necessarily the same ones that were identified


in the OCC caseload during the measurement period because of the agency's prioritization of policy issues and the agency's need to provide recommendations in response to policy issues raised by either the Police Commission or SFPD. In addition the OCC continued its work to implement and monitor prior policy recommendations made to the SFPD.

Due to severe staffing challenges, OCC staff was unable to meet two of its case closure performance measure targets. However, confidence in OCC sustained case conclusions by both the Police Chief and the Police Commission was evidenced by a 100% concurrence rate, and all sustained cases were completed within one year. Even though the fifty cases mediated in 2014 did not meet the target of 60 cases, the OCC's mediation program remains a national model and the OCC's innovative outreach program continues to reach the underserved. The OCC's policy work continues to provide the Police Department with recommendations on practices that will enhance community and police interactions.

## XXII. CONCLUSION

City budget constraints continue to hamper hiring additional investigators in 2014 but the OCC remained committed to promptly, fairly, and impartially investigate complaints against San Francisco police officers and to make policy recommendations concerning police practices.

Respectfully submitted,



Joyce M. Hicks  
Executive Director  
Office of Citizen Complaints

Staff assigned:

Chris Wisniewski  
Erick Baltazar  
Inés Vargas Fraenkel  
Samara Marion  
Donna Salazar  
Linda Taylor  
Pamela Thompson

# **APPENDIX**

## **A**

## TABLE OF CONTENTS

|                                                                                                            |    |
|------------------------------------------------------------------------------------------------------------|----|
| STAFF OF THE OFFICE OF CITIZEN COMPLAINTS                                                                  | 1  |
| OCC ORGANIZATION CHART –<br>FUNCTIONAL UNITS OF THE DEPARTMENT                                             | 2  |
| OFFICE OF CITIZEN COMPLAINTS ORGANIZATION CHART<br>- POSITION-LEVEL DETAIL CHART                           | 3  |
| <b>OFFICE OF CITIZEN COMPLAINTS - 2014 Statistical Reports</b>                                             |    |
| COMPREHENSIVE STATISTICAL REPORT                                                                           | 4  |
| COMPARATIVE OVERVIEW OF CASELOAD                                                                           | 5  |
| CASES PENDING REPORT                                                                                       | 6  |
| CASELOAD SUMMARY 1993-2014 [GRAPH]                                                                         | 7  |
| CASELOAD SUMMARY 1993-2014 - Deviation from Baseline [GRAPH]                                               | 8  |
| HOW COMPLAINTS WERE RECEIVED                                                                               | 9  |
| HOW COMPLAINTS WERE RECEIVED [CHART]                                                                       | 10 |
| COMPARABLE - How Complaints Were Received 2013 [CHART]                                                     | 11 |
| HOW COMPLAINTS WERE RECEIVED 2009-14 [GRAPH]                                                               | 12 |
| DEMOGRAPHIC CHARACTERISTICS                                                                                | 13 |
| COMPLAINTS BY RACE/ETHNICITY [CHART]                                                                       | 14 |
| COMPARABLE - Complainants by Race/Ethnicity 2013 [CHART]                                                   | 15 |
| RACE/ETHNICITY IN INVESTIGATED AND MEDIATED CASES -<br>Compared to SF Populations 2014 [CHART]             | 16 |
| COMPARABLE – RACE/ETHNICITY IN INVESTIGATED AND<br>MEDIATED CASES – Compared to SF Populations 2013[CHART] | 17 |
| COMPLAINTS BY RACE/ETHNICITY 2009-14 [GRAPH]                                                               | 18 |
| COMPLAINTS BY GENDER 2009-14 [GRAPH]                                                                       | 19 |

|                                                                 |       |
|-----------------------------------------------------------------|-------|
| COMPLAINTS BY AGE 2009-14 [GRAPH]                               | 20    |
| CASE INTAKES BY LANGUAGE - [CHART]                              | 21    |
| COMPARABLE – Case Intakes by Language – 2013 [CHART]            | 22    |
| CLAIMS OF BIAS – (CHART)                                        | 23    |
| COMPARABLE – CLAIMS OF BIAS – CASES RECEIVED 2013<br>[CHART]    | 24    |
| OFFICERS WITHOUT/WITH COMPLAINTS –(CHART)                       | 25    |
| COMPARABLE - OFFICERS WITHOUT/WITH COMPLAINTS 2013<br>CHART     | 26    |
| ALLEGATIONS RECEIVED BY TYPE [CHART]                            | 27    |
| COMPARABLE - Allegations Received by Type 2013 [CHART]          | 28    |
| SUSTAINED ALLEGATIONS (LIST)                                    | 28-45 |
| SUSTAINED ALLEGATIONS BY TYPE (CHART)                           | 46    |
| COMPARABLE - SUSTAINED ALLEGATIONS BY TYPE 2013<br>(CHART)      | 47    |
| COMPLAINTS AND ALLEGATIONS BY UNIT                              | 48    |
| COMPARABLE - COMPLAINTS AND ALLEGATIONS BY UNIT 2013<br>(CHART) | 49    |
| FINDINGS AND ALLEGATIONS CLOSED                                 | 50-52 |
| FINDINGS CLOSED - [CHART]                                       | 53    |
| COMPARABLE - FINDINGS CLOSED – 2013 [CHART]                     | 54    |
| FINDINGS AND ALLEGATIONS CLOSED - [GRAPH]                       | 55    |
| COMPARABLE - FINDINGS AND ALLEGATIONS CLOSED – 2013<br>[GRAPH]  | 56    |
| POLICY RECOMMENDATION (LIST)                                    | 57-61 |

|                                                                                |         |
|--------------------------------------------------------------------------------|---------|
| DAYS TO CLOSE- Cases Closed [CHART]                                            | 62      |
| COMPARABLE - Days to Close - Cases Closed 2013 [CHART]                         | 63      |
| DAYS TO CLOSE - Cases Sustained [CHART]                                        | 64      |
| COMPARABLE - Days to Close - Cases Sustained 2013 [CHART]                      | 65      |
| DAYS TO CLOSE – Cases Mediated [CHART]                                         | 66      |
| DAYS TO CLOSE – Cases Mediated 2013 [CHART]                                    | 67      |
| INVESTIGATIVE HEARINGS AND MEDIATIONS                                          | 68      |
| ALLEGATIONS IN MEDIATED CASES - [CHART]                                        | 69      |
| COMPARABLE – Allegations in Mediated Cases – 2013 [CHART]                      | 70      |
| ELIGIBLE OFFICER ACCEPTANCE in Potential Mediations                            | 71      |
| COMPARABLE ELIGIBLE OFFICER ACCEPTANCE in Potential Mediations – 2013          | 72      |
| OFFICER ELIGIBILITY/ACCEPTANCE in Potential Mediations                         | 73      |
| COMPARABLE - OFFICER ELIGIBILITY/ACCEPTANCE in Potential Mediations – 2013     | 75      |
| COMPLAINANT ACCEPTANCE in Potential Mediations                                 | 76      |
| COMPARABLE - COMPLAINANT ELIGIBILITY/ACCEPTANCE in Potential Mediations – 2013 | 77      |
| <b>OFFICE OF CITIZEN COMPLAINTS - 2014 Keane Reports</b>                       |         |
| STATUS OF OCC CASES - Year 2013 [CHART]                                        | 78      |
| COMPARABLE - Status of OCC Cases - Year 2012 [CHART]                           | 79      |
| STATUS OF OCC CASES - Year 2013 [CASE LIST]                                    | 80-103  |
| STATUS OF OCC CASES - Year 2014 [CHART]                                        | 104     |
| COMPARABLE - Status of OCC Cases - Year 2013 [CHART]                           | 105     |
| STATUS OF OCC CASES - Year 2014 [CASE LIST]                                    | 106-129 |

**OFFICE OF CITIZEN COMPLAINTS – 2013 Performance Measures**

|                                                                  |     |
|------------------------------------------------------------------|-----|
| CASELOADS BY INVESTIGATOR (as of 12/31/2014) [CHART]             | 130 |
| COMPARABLE - Caseloads by Investigator (as of 12/31/2013 [CHART] | 131 |
| CASE CLOSURES BY INVESTIGATOR [CHART]                            | 132 |
| COMPARABLE - Case Closures by Investigator 2013 [CHART]          | 133 |
| WEIGHTED CLOSURES BY INVESTIGATOR [CHART]                        | 134 |
| COMPARABLE - Weighted Closures by Investigator 2013 [CHART]      | 135 |
| SUSTAINED CASES BY INVESTIGATOR [CHART]                          | 136 |
| COMPARABLE - Sustained Cases by Investigator 2013 [CHART]        | 137 |
| CASE DISTRIBUTION BY NUMBER 2014 [CHART]                         | 138 |
| COMPARABLE - Case Distribution by Number 2013 [CHART]            | 139 |



## STAFF OF THE OFFICE OF CITIZEN COMPLAINTS

### EXECUTIVE DIRECTOR

Joyce M. Hicks

Pam Thompson – Executive Secretary

Laura Tham – Senior Accounting Clerk

### LEGAL

Ines Fraenkel – Chief Attorney

R. Manuel Fortes – Attorney

Samara Marion - Policy Analysis

Donna Salazar – Mediation/Outreach Coordinator

### INVESTIGATION

Erick Baltazar – Deputy Director/Chief of Investigations

Steve Ball – Acting Senior Investigator

Sherry Fletcher – Acting Senior Investigator

Dennis Maxson - Senior Investigator

Edward McMahon - Senior Investigator

### Investigators

David Aulet, Brent Begin, Helen Calderon,

Jessica Cole, Kacy Green, Karol Heppe, William Huey, Mary Ivas,

Sara Maunder, Candace MilesThreatt-Carpenter (Temp), Elmer Sescon,

Gregory Underwood, Jayson Wechter

### INFORMATION SERVICES

Chris Wisniewski – IS Business Analyst

Eric Maxey – Senior Clerk Typist

### CLERICAL

Linda Taylor – Principal Clerk

Pat Grigerek – Senior Clerk Typist


Gwen Lancaster – Clerk Typist

Vanetta Smith – Clerk Typist

Christina Wong – Clerk Typist

## OCC ORGANIZATION CHART FUNCTIONAL UNITS OF THE DEPARTMENT

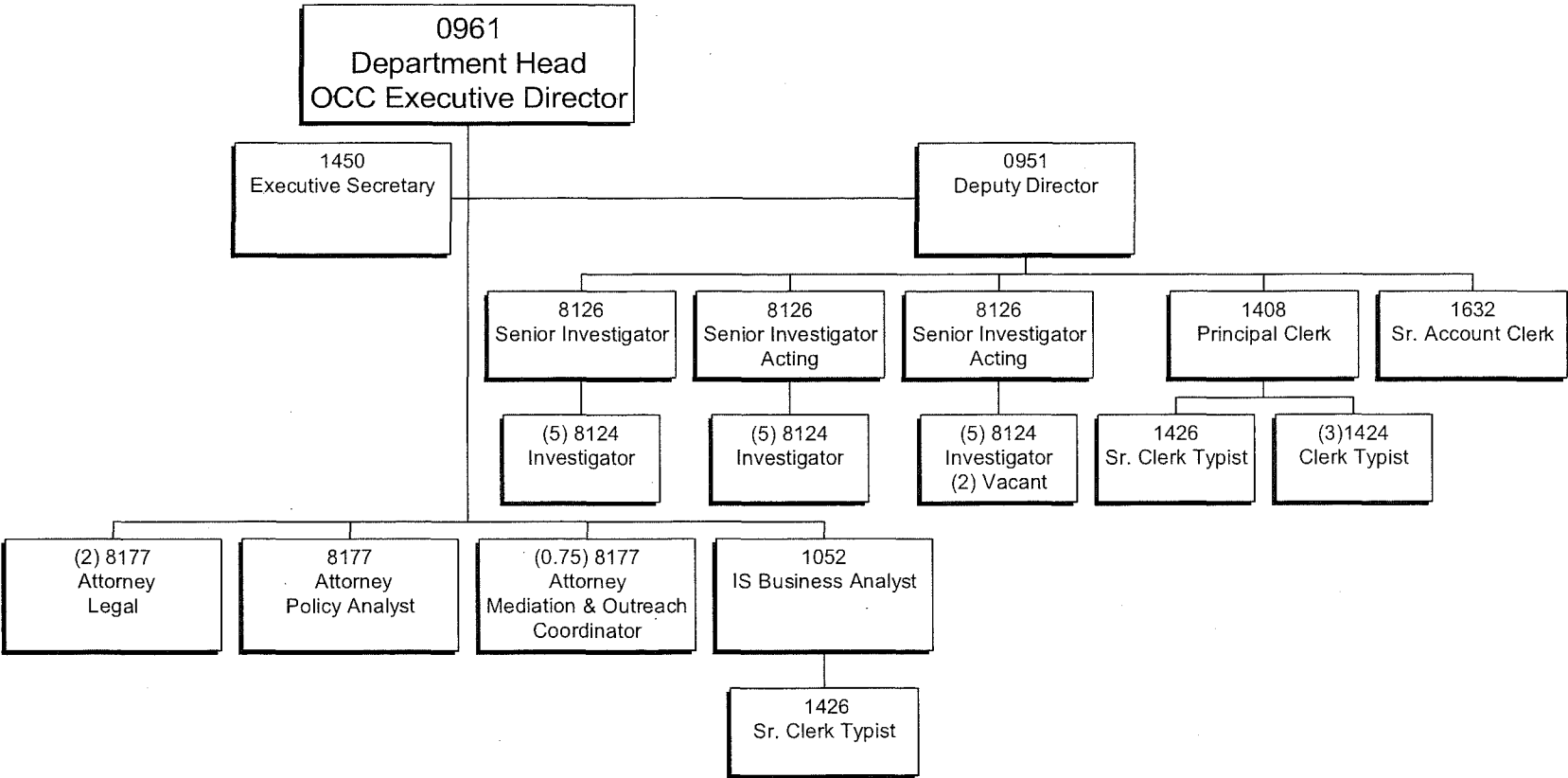
Department 38 - Police Commission  
Office of Citizen Complaints  
Budget Year 2015-2016



# OFFICE OF CITIZEN COMPLAINTS ORGANIZATION CHART

## Position-Level Detail Chart

Department 38 - Police Commission  
 Office of Citizen Complaints  
 Budget Year 2015-2016



**COMPREHENSIVE STATISTICAL REPORT**  
**January 2014 - December 2014**

THE POLICE COMMISSION  
**OFFICE OF CITIZEN COMPLAINTS**  
 CITY AND COUNTY OF SAN FRANCISCO



| CASE YEAR                                   | JAN       | FEB       | MAR       | 1ST        | APR       | MAY       | JUN       | 2ND        | JUL       | AUG       | SEP       | 3RD        | OCT       | NOV       | DEC       | 4TH        | YTD        |
|---------------------------------------------|-----------|-----------|-----------|------------|-----------|-----------|-----------|------------|-----------|-----------|-----------|------------|-----------|-----------|-----------|------------|------------|
| <b>CASES OPENED</b>                         |           |           |           |            |           |           |           |            |           |           |           |            |           |           |           |            |            |
| 2014                                        | 67        | 58        | 65        | 190        | 65        | 62        | 32        | 159        | 74        | 67        | 66        | 207        | 63        | 45        | 64        | 172        | 728        |
| <b>CASES MERGED/VOIDED/WITHDRAWN</b>        |           |           |           |            |           |           |           |            |           |           |           |            |           |           |           |            |            |
| 2014                                        | 1         | 1         | 0         | 2          | 1         | 3         | 2         | 6          | 6         | 5         | 2         | 13         | 1         | 0         | 0         | 1          | 22         |
| <b>CASES CLOSED, BY YEAR CASE WAS FILED</b> |           |           |           |            |           |           |           |            |           |           |           |            |           |           |           |            |            |
| 2012                                        | 0         | 1         | 0         | 1          | 0         | 0         | 1         | 1          | 2         | 0         | 0         | 2          | 1         | 0         | 0         | 1          | 5          |
| 2013                                        | 44        | 52        | 30        | 126        | 42        | 30        | 26        | 98         | 34        | 14        | 12        | 60         | 11        | 5         | 1         | 17         | 301        |
| 2014                                        | 6         | 18        | 17        | 41         | 23        | 26        | 24        | 73         | 37        | 39        | 47        | 123        | 63        | 37        | 63        | 163        | 400        |
| <b>TOTAL</b>                                | <b>50</b> | <b>71</b> | <b>47</b> | <b>168</b> | <b>65</b> | <b>56</b> | <b>51</b> | <b>172</b> | <b>73</b> | <b>53</b> | <b>59</b> | <b>185</b> | <b>75</b> | <b>42</b> | <b>64</b> | <b>181</b> | <b>706</b> |
| <b>CASES OUTSIDE JURISDICTION</b>           |           |           |           |            |           |           |           |            |           |           |           |            |           |           |           |            |            |
| 2013                                        | 0         | 2         | 0         | 2          | 1         | 1         | 0         | 2          | 0         | 0         | 0         | 0          | 0         | 0         | 0         | 0          | 4          |
| 2014                                        | 6         | 12        | 7         | 25         | 9         | 6         | 3         | 18         | 6         | 10        | 8         | 24         | 4         | 8         | 7         | 19         | 86         |
| <b>TOTAL</b>                                | <b>6</b>  | <b>14</b> | <b>7</b>  | <b>27</b>  | <b>10</b> | <b>7</b>  | <b>3</b>  | <b>20</b>  | <b>6</b>  | <b>10</b> | <b>8</b>  | <b>24</b>  | <b>4</b>  | <b>8</b>  | <b>7</b>  | <b>19</b>  | <b>90</b>  |
| <b>CASES SUSTAINED</b>                      |           |           |           |            |           |           |           |            |           |           |           |            |           |           |           |            |            |
| 2013                                        | 3         | 3         | 2         | 8          | 3         | 5         | 8         | 16         | 7         | 3         | 2         | 12         | 2         | 2         | 0         | 4          | 40         |
| 2014                                        | 0         | 0         | 0         | 0          | 0         | 0         | 0         | 0          | 0         | 1         | 2         | 3          | 4         | 2         | 9         | 15         | 18         |
| <b>TOTAL</b>                                | <b>3</b>  | <b>3</b>  | <b>2</b>  | <b>8</b>   | <b>3</b>  | <b>5</b>  | <b>8</b>  | <b>16</b>  | <b>7</b>  | <b>4</b>  | <b>4</b>  | <b>15</b>  | <b>6</b>  | <b>4</b>  | <b>9</b>  | <b>19</b>  | <b>58</b>  |

**COMPARATIVE OVERVIEW OF CASELOAD**

January 2010 - December 2014

THE POLICE COMMISSION  
**OFFICE OF CITIZEN COMPLAINTS**  
 CITY AND COUNTY OF SAN FRANCISCO



| CASE YEAR              | JAN | FEB | MAR | 1ST | APR | MAY | JUN | 2ND | JUL | AUG | SEP | 3RD | OCT | NOV | DEC | 4TH | YTD |
|------------------------|-----|-----|-----|-----|-----|-----|-----|-----|-----|-----|-----|-----|-----|-----|-----|-----|-----|
| <b>CASES OPENED</b>    |     |     |     |     |     |     |     |     |     |     |     |     |     |     |     |     |     |
| 2014                   | 67  | 58  | 65  | 190 | 65  | 62  | 32  | 159 | 74  | 67  | 66  | 207 | 63  | 45  | 64  | 172 | 728 |
| 2013                   | 56  | 45  | 50  | 151 | 65  | 69  | 57  | 191 | 72  | 71  | 74  | 217 | 59  | 54  | 55  | 168 | 727 |
| 2012                   | 67  | 54  | 80  | 201 | 55  | 67  | 65  | 187 | 61  | 69  | 63  | 193 | 60  | 52  | 47  | 159 | 740 |
| 2011                   | 68  | 51  | 70  | 189 | 72  | 66  | 91  | 229 | 65  | 70  | 69  | 204 | 47  | 50  | 65  | 162 | 784 |
| 2010                   | 71  | 78  | 90  | 239 | 89  | 73  | 73  | 235 | 75  | 62  | 54  | 191 | 75  | 56  | 58  | 189 | 854 |
| <b>CASES CLOSED</b>    |     |     |     |     |     |     |     |     |     |     |     |     |     |     |     |     |     |
| 2014                   | 50  | 71  | 47  | 168 | 65  | 56  | 51  | 172 | 73  | 53  | 59  | 185 | 75  | 42  | 64  | 181 | 706 |
| 2013                   | 54  | 45  | 75  | 174 | 54  | 65  | 57  | 176 | 61  | 72  | 34  | 167 | 85  | 57  | 62  | 204 | 721 |
| 2012                   | 70  | 58  | 72  | 200 | 75  | 86  | 65  | 226 | 65  | 71  | 66  | 202 | 57  | 47  | 65  | 169 | 797 |
| 2011                   | 55  | 73  | 87  | 215 | 67  | 75  | 60  | 202 | 64  | 74  | 64  | 202 | 56  | 86  | 85  | 227 | 846 |
| 2010                   | 58  | 69  | 96  | 223 | 62  | 77  | 72  | 211 | 73  | 76  | 64  | 213 | 56  | 51  | 56  | 163 | 810 |
| <b>CASES SUSTAINED</b> |     |     |     |     |     |     |     |     |     |     |     |     |     |     |     |     |     |
| 2014                   | 3   | 3   | 2   | 8   | 3   | 5   | 8   | 16  | 7   | 4   | 4   | 15  | 6   | 4   | 9   | 19  | 58  |
| 2013                   | 1   | 4   | 2   | 7   | 2   | 1   | 4   | 7   | 1   | 4   | 3   | 8   | 8   | 6   | 7   | 21  | 43  |
| 2012                   | 6   | 3   | 4   | 13  | 4   | 4   | 4   | 12  | 5   | 4   | 4   | 13  | 6   | 4   | 1   | 11  | 49  |
| 2011                   | 4   | 6   | 6   | 16  | 5   | 9   | 6   | 20  | 7   | 6   | 3   | 16  | 1   | 1   | 5   | 7   | 59  |
| 2010                   | 5   | 4   | 7   | 16  | 7   | 7   | 7   | 21  | 6   | 5   | 5   | 16  | 5   | 6   | 7   | 18  | 71  |

**CASES PENDING REPORT**

January 2014 - December 2014

THE POLICE COMMISSION  
 OFFICE OF CITIZEN COMPLAINTS  
 CITY AND COUNTY OF SAN FRANCISCO

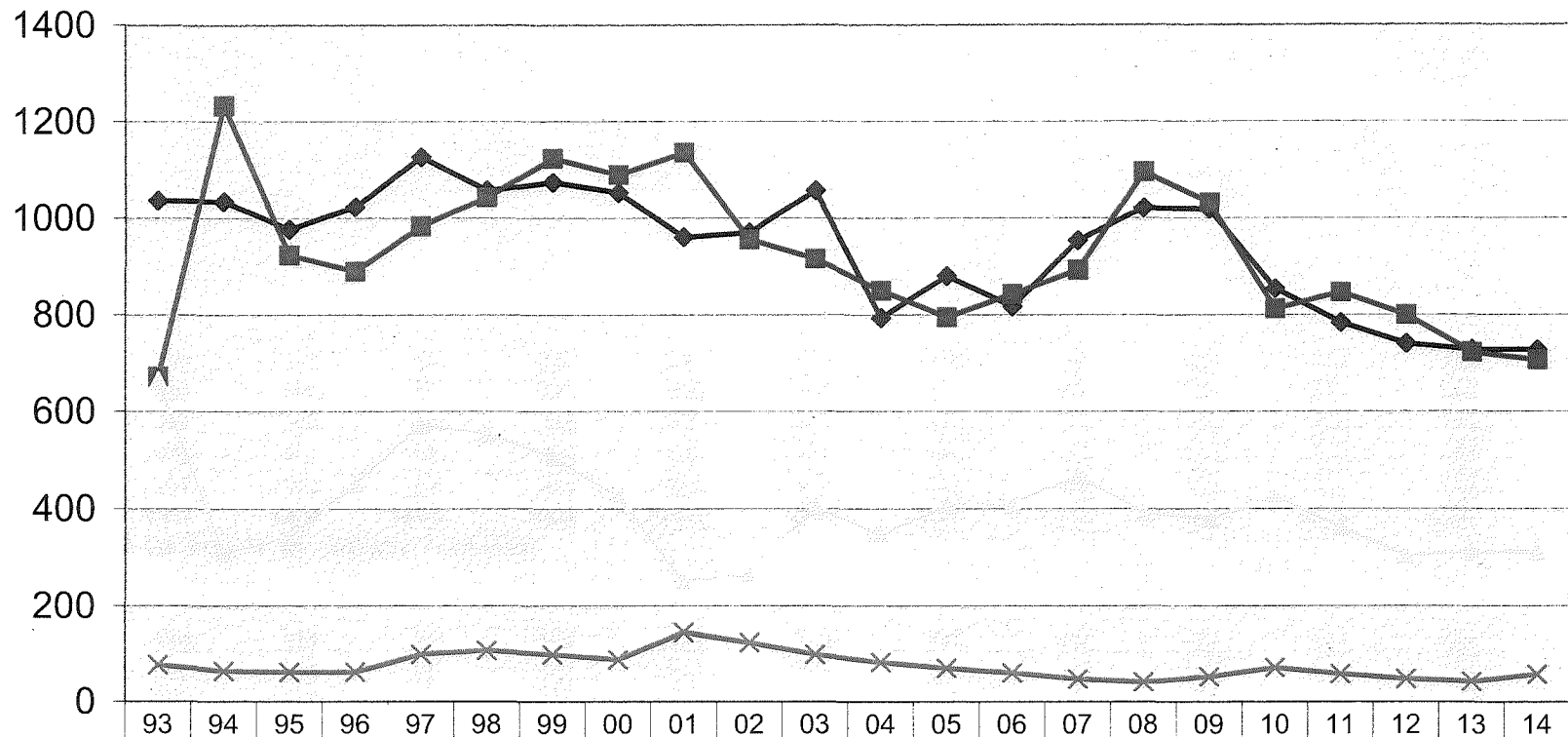
**PENDING CASES BY YEAR CASE WAS FILED**

| CASE YEAR    | JAN        | FEB        | MAR        | APR        | MAY        | JUN        | JUL        | AUG        | SEP        | OCT        | NOV        | DEC        |
|--------------|------------|------------|------------|------------|------------|------------|------------|------------|------------|------------|------------|------------|
| 2011         | 2          | 2          | 2          | 2          | 2          | 2          | 2          | 2          | 2          | 2          | 2          | 2          |
| 2012         | 5          | 4          | 4          | 4          | 4          | 3          | 1          | 1          | 1          | 0          | 0          | 0          |
| 2013         | 262        | 210        | 180        | 138        | 108        | 83         | 49         | 35         | 23         | 11         | 6          | 5          |
| 2014         | 61         | 102        | 147        | 191        | 227        | 234        | 272        | 300        | 319        | 319        | 327        | 328        |
| <b>Total</b> | <b>330</b> | <b>318</b> | <b>333</b> | <b>335</b> | <b>341</b> | <b>322</b> | <b>324</b> | <b>338</b> | <b>345</b> | <b>332</b> | <b>335</b> | <b>335</b> |

**FIVE YEAR OVERVIEW OF TOTAL PENDING CASELOAD**

| CASES PENDING | JAN | FEB | MAR | APR | MAY | JUN | JUL | AUG | SEP | OCT | NOV | DEC |
|---------------|-----|-----|-----|-----|-----|-----|-----|-----|-----|-----|-----|-----|
| 2010          | 395 | 404 | 398 | 425 | 421 | 422 | 424 | 409 | 399 | 418 | 422 | 424 |
| 2011          | 439 | 417 | 399 | 404 | 395 | 427 | 428 | 424 | 429 | 420 | 384 | 364 |
| 2012          | 361 | 357 | 365 | 345 | 326 | 326 | 321 | 319 | 316 | 318 | 322 | 305 |
| 2013          | 309 | 309 | 284 | 295 | 299 | 299 | 310 | 308 | 348 | 322 | 319 | 312 |
| 2014          | 330 | 318 | 333 | 335 | 341 | 322 | 324 | 338 | 345 | 332 | 335 | 335 |

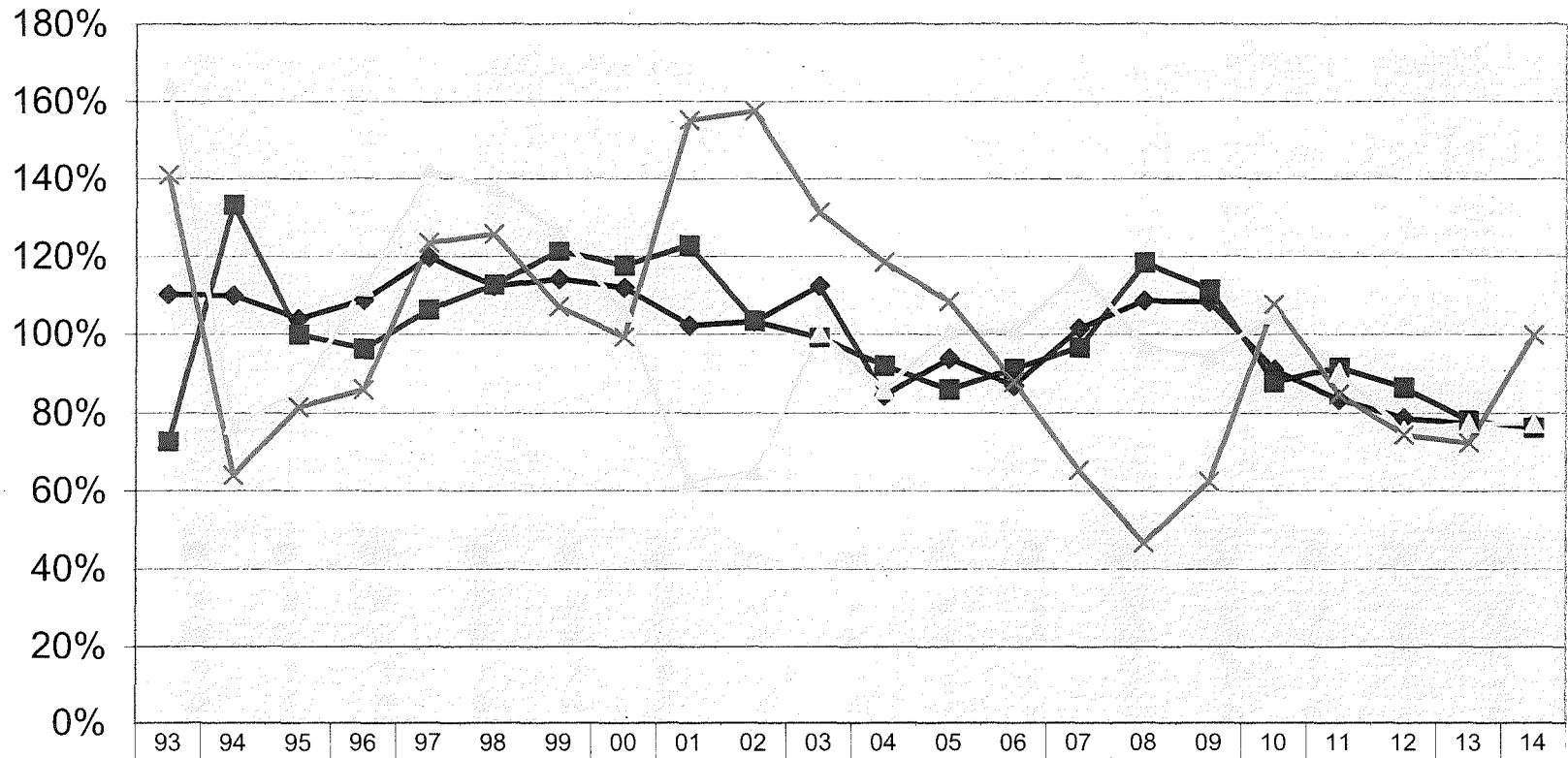
## OCC Caseload Summary 1993 - 2014



**Averages:**

Opened: 940, Closed: 925, Pending: 403, Sustained: 76 (Average Sustain Rate: 8.2%, Median: 8.2%)

## OCC Caseload Summary 1993 to 2014 Deviation from Baseline (Average)



|               | 93   | 94   | 95   | 96   | 97   | 98   | 99   | 00   | 01   | 02   | 03   | 04   | 05   | 06   | 07   | 08   | 09   | 10   | 11  | 12  | 13  | 14   |
|---------------|------|------|------|------|------|------|------|------|------|------|------|------|------|------|------|------|------|------|-----|-----|-----|------|
| ◆ Opened      | 110% | 110% | 104% | 109% | 120% | 112% | 114% | 112% | 102% | 103% | 112% | 84%  | 94%  | 87%  | 101% | 109% | 108% | 91%  | 83% | 79% | 77% | 77%  |
| ■ Closed      | 73%  | 133% | 100% | 96%  | 106% | 113% | 121% | 118% | 123% | 103% | 99%  | 92%  | 86%  | 91%  | 97%  | 118% | 111% | 88%  | 91% | 86% | 78% | 76%  |
| △ Pending     | 164% | 77%  | 85%  | 112% | 143% | 138% | 126% | 106% | 62%  | 65%  | 100% | 86%  | 101% | 101% | 116% | 97%  | 94%  | 105% | 90% | 76% | 77% | 77%  |
| × PCT Sustain | 141% | 64%  | 81%  | 86%  | 124% | 126% | 107% | 99%  | 155% | 158% | 131% | 119% | 108% | 88%  | 65%  | 47%  | 62%  | 108% | 85% | 74% | 72% | 100% |

**Averages:**

Opened: 940, Closed: 925, Pending: 403, Sustained: 76 (Average Sustain Rate: 8.2%, Median: 8.2%)



## HOW COMPLAINTS WERE RECEIVED

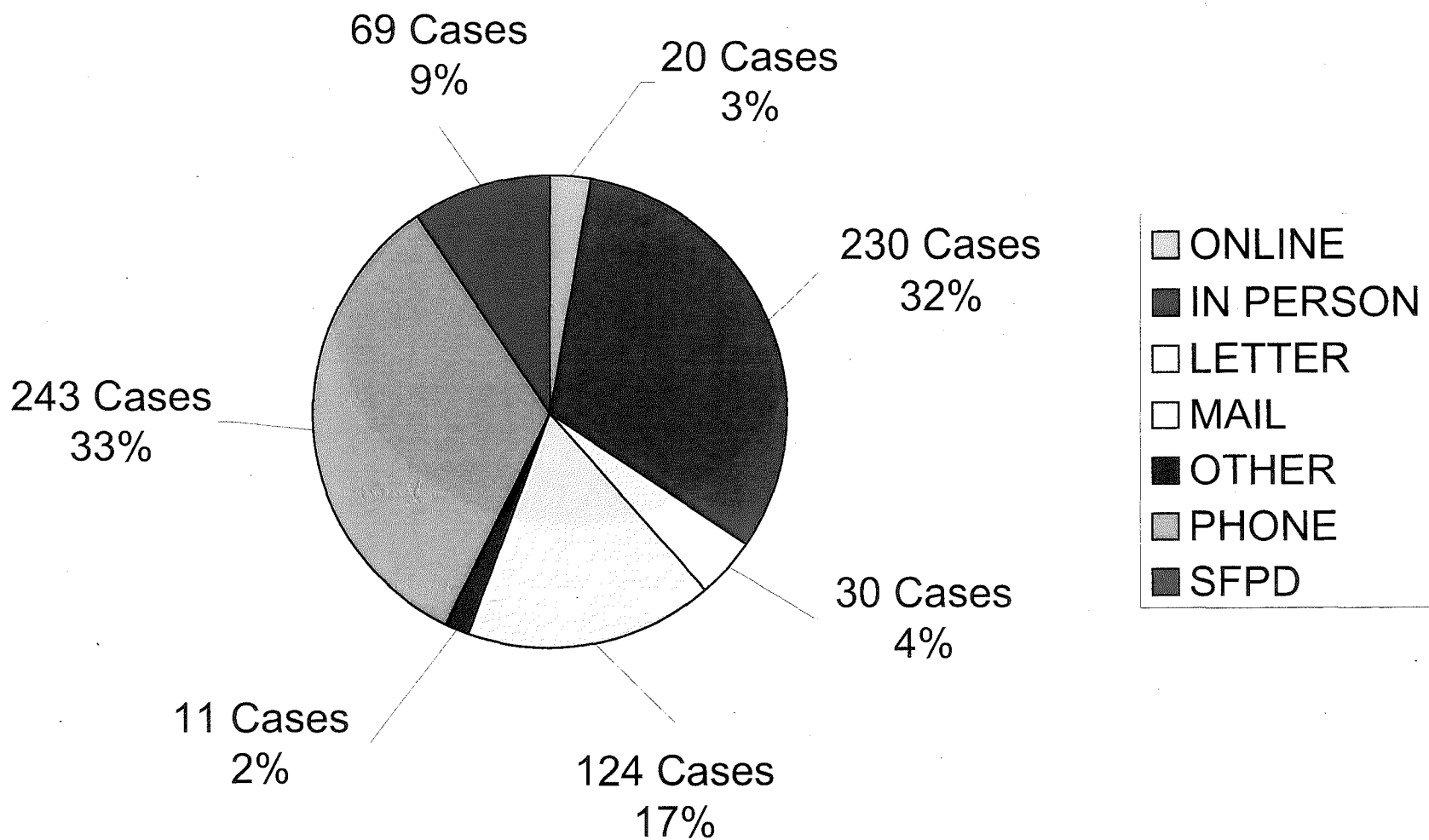
January 2014 - December 2014

THE POLICE COMMISSION  
 OFFICE OF CITIZEN COMPLAINTS  
 CITY AND COUNTY OF SAN FRANCISCO

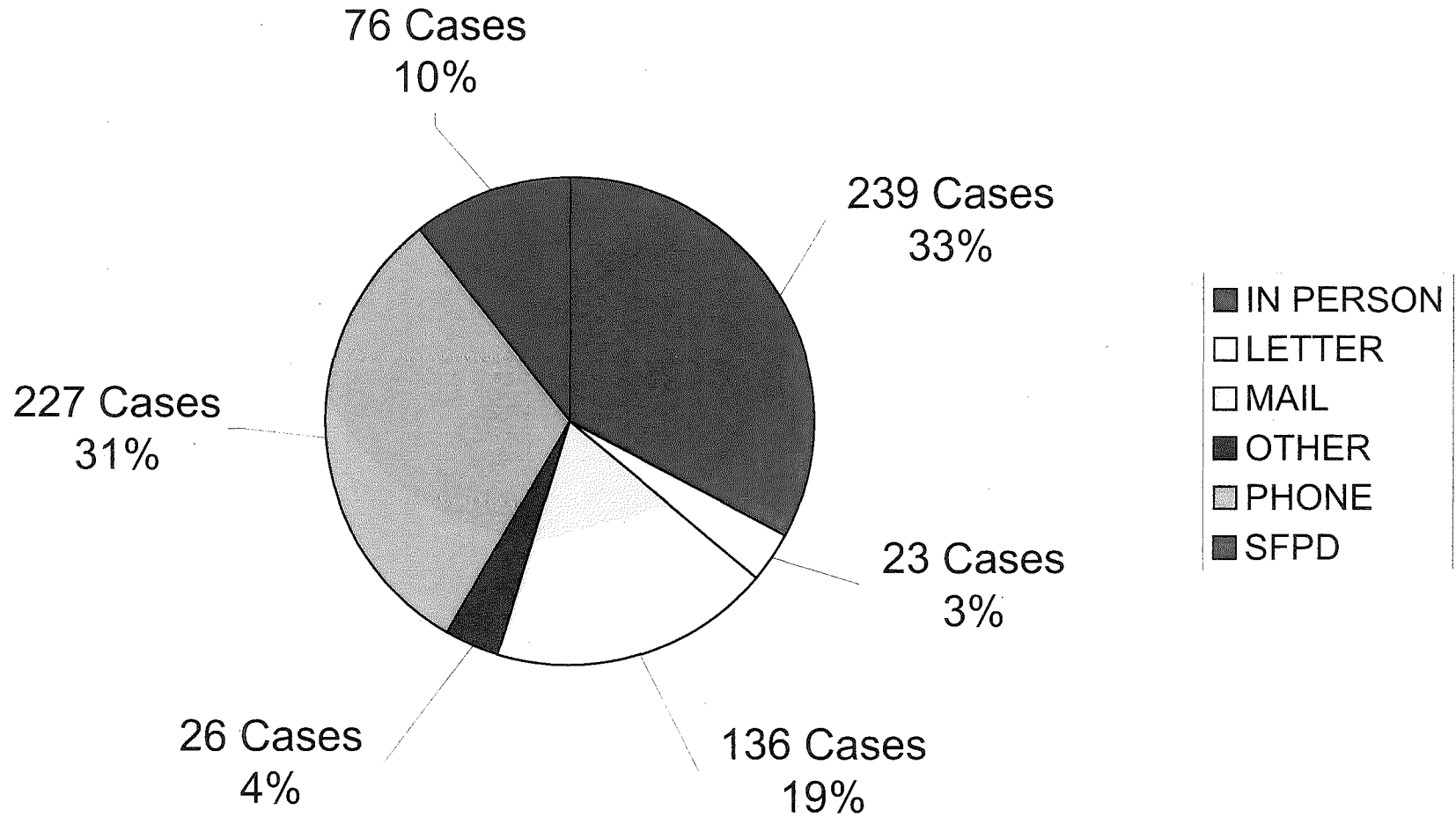


| RECEIVED     | JAN       | FEB       | MAR       | 1ST        | APR       | MAY       | JUN       | 2ND        | JUL       | AUG       | SEP       | 3RD        | OCT       | NOV       | DEC       | 4TH        | YTD        |
|--------------|-----------|-----------|-----------|------------|-----------|-----------|-----------|------------|-----------|-----------|-----------|------------|-----------|-----------|-----------|------------|------------|
| IN PERSON    | 19        | 14        | 19        | 52         | 22        | 14        | 11        | 47         | 29        | 24        | 16        | 69         | 23        | 19        | 20        | 62         | 230        |
| LETTER       | 1         | 4         | 3         | 8          | 3         | 4         | 1         | 8          | 5         | 1         | 3         | 9          | 2         | 2         | 1         | 5          | 30         |
| MAIL         | 14        | 8         | 11        | 33         | 9         | 18        | 5         | 32         | 8         | 12        | 17        | 37         | 7         | 3         | 12        | 22         | 124        |
| ONLINE       | 0         | 0         | 0         | 0          | 0         | 0         | 0         | 0          | 0         | 2         | 3         | 5          | 5         | 6         | 4         | 15         | 20         |
| OTHER        | 1         | 2         | 1         | 4          | 1         | 1         | 0         | 2          | 0         | 0         | 1         | 1          | 1         | 1         | 2         | 4          | 11         |
| PHONE        | 22        | 24        | 27        | 73         | 25        | 16        | 13        | 54         | 26        | 18        | 22        | 66         | 20        | 12        | 18        | 50         | 243        |
| SFPD         | 10        | 6         | 4         | 20         | 5         | 9         | 2         | 16         | 6         | 10        | 4         | 20         | 5         | 2         | 7         | 14         | 70         |
| <b>TOTAL</b> | <b>67</b> | <b>58</b> | <b>65</b> | <b>190</b> | <b>65</b> | <b>62</b> | <b>32</b> | <b>159</b> | <b>74</b> | <b>67</b> | <b>66</b> | <b>207</b> | <b>63</b> | <b>45</b> | <b>64</b> | <b>172</b> | <b>728</b> |

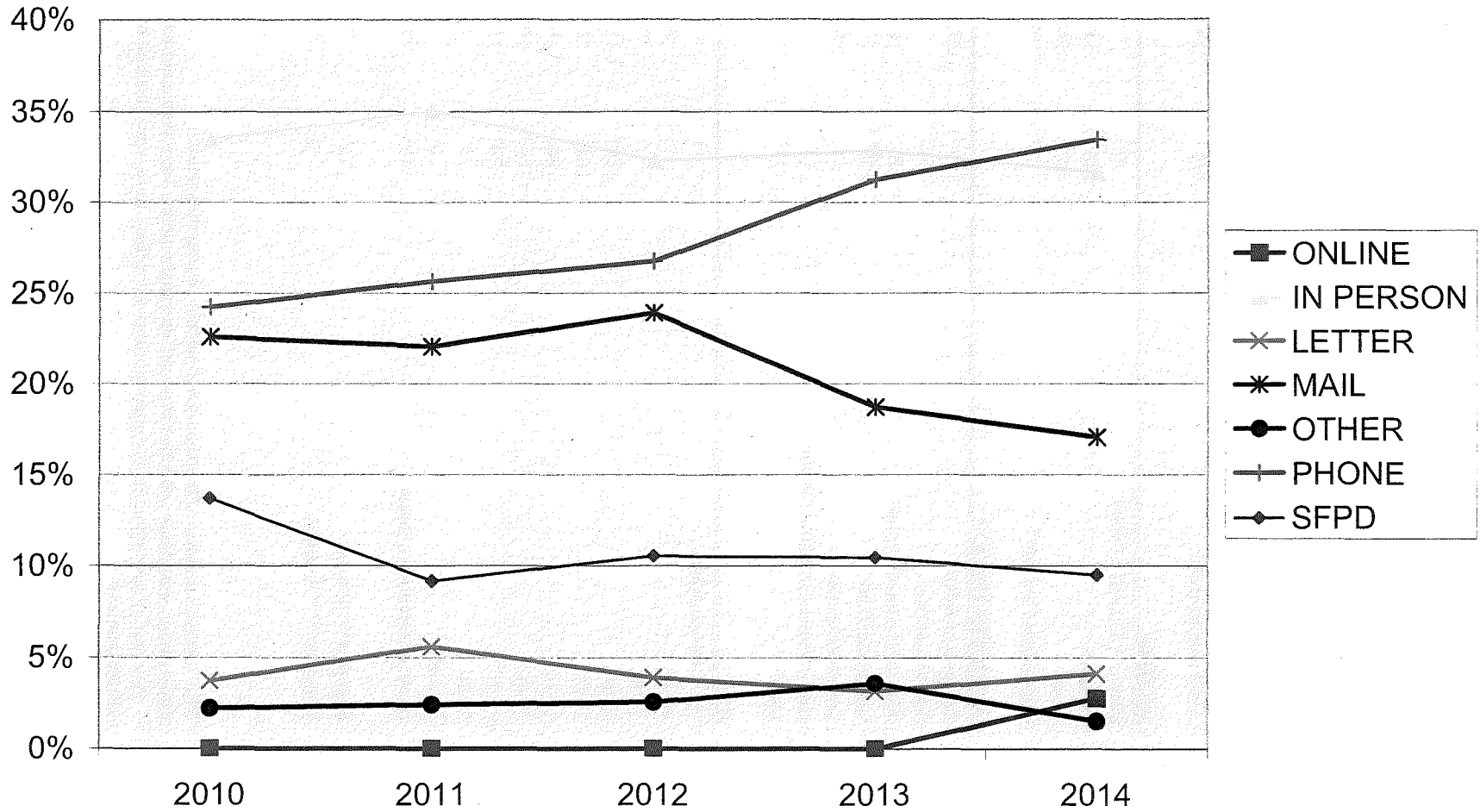
## How Complaints Were Received - 2014



## How Complaints Were Received - 2013



## HOW COMPLAINTS WERE RECEIVED - 2008-14 (by percentage of total)



**OCC COMPLAINANTS BY SELECTED  
DEMOGRAPHIC CHARACTERISTICS**  
January 2014 - December 2014

THE POLICE COMMISSION  
**OFFICE OF CITIZEN COMPLAINTS**  
CITY AND COUNTY OF SAN FRANCISCO



|                                   | <b>NUMBER</b> | <b>PERCENT</b> |
|-----------------------------------|---------------|----------------|
| Named Individuals (inc. co-comps) | 734           | 96.07%         |
| Anonymous Persons                 | 27            | 3.53%          |
| Organizational Complaints         | 3             | 0.39%          |
| Total Complainants                | 764           | 100.00%        |

**GENDER**

|                            |     |        |
|----------------------------|-----|--------|
| Blank or Declined to State | 70  | 9.16%  |
| Females                    | 245 | 32.07% |
| Males                      | 447 | 58.51% |
| Transgender Persons*       | 2   | 0.26%  |

**RACE/ETHNICITY\*\***

|                                  |     |        |
|----------------------------------|-----|--------|
| African-American                 | 195 | 25.52% |
| Asian-American                   | 44  | 5.76%  |
| Blank or Declined to State       | 201 | 26.31% |
| Caucasian/White                  | 216 | 28.27% |
| Latino/a/Hispanic                | 83  | 10.86% |
| Native American/Pacific Islander | 12  | 1.57%  |
| Other                            | 13  | 1.70%  |

**AGE**

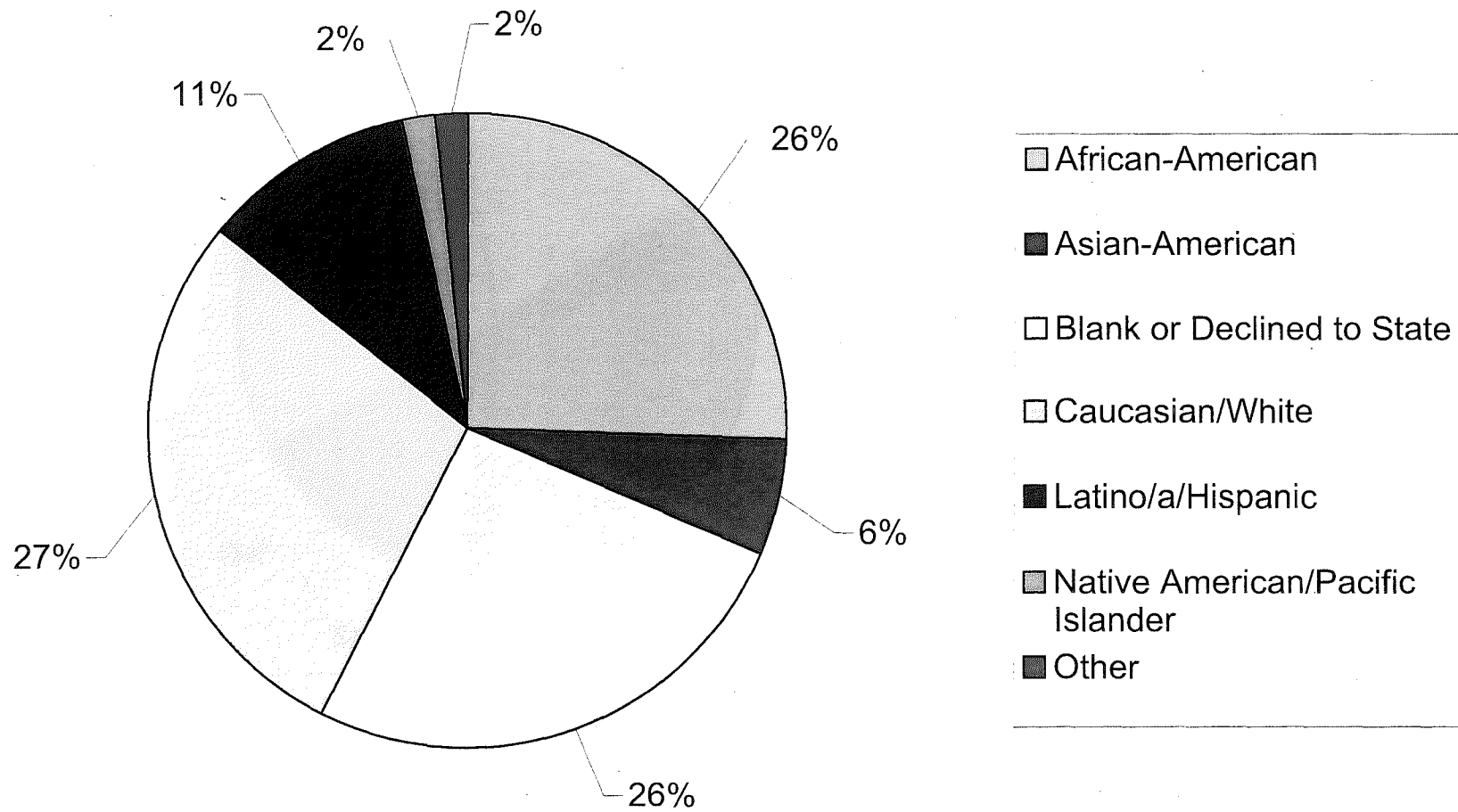
|                            |     |        |
|----------------------------|-----|--------|
| 1-13 (by an adult)         | 1   | 0.13%  |
| 14-16                      | 5   | 0.65%  |
| 17-19                      | 7   | 0.92%  |
| 20-30                      | 118 | 15.45% |
| 31-40                      | 164 | 21.47% |
| 41-50                      | 144 | 18.85% |
| 51-60                      | 113 | 14.79% |
| 61-70                      | 70  | 9.16%  |
| 71-80                      | 21  | 2.75%  |
| Over 80                    | 6   | 0.79%  |
| Blank or Declined to State | 115 | 15.05% |
| Disabled*** Persons        | 13  | 1.70%  |
| Homeless**** Persons       | 5   | 0.65%  |

\*OCC served a number of transgendered persons during this period; of this group, only those who elected to self-designate on the form were counted here.

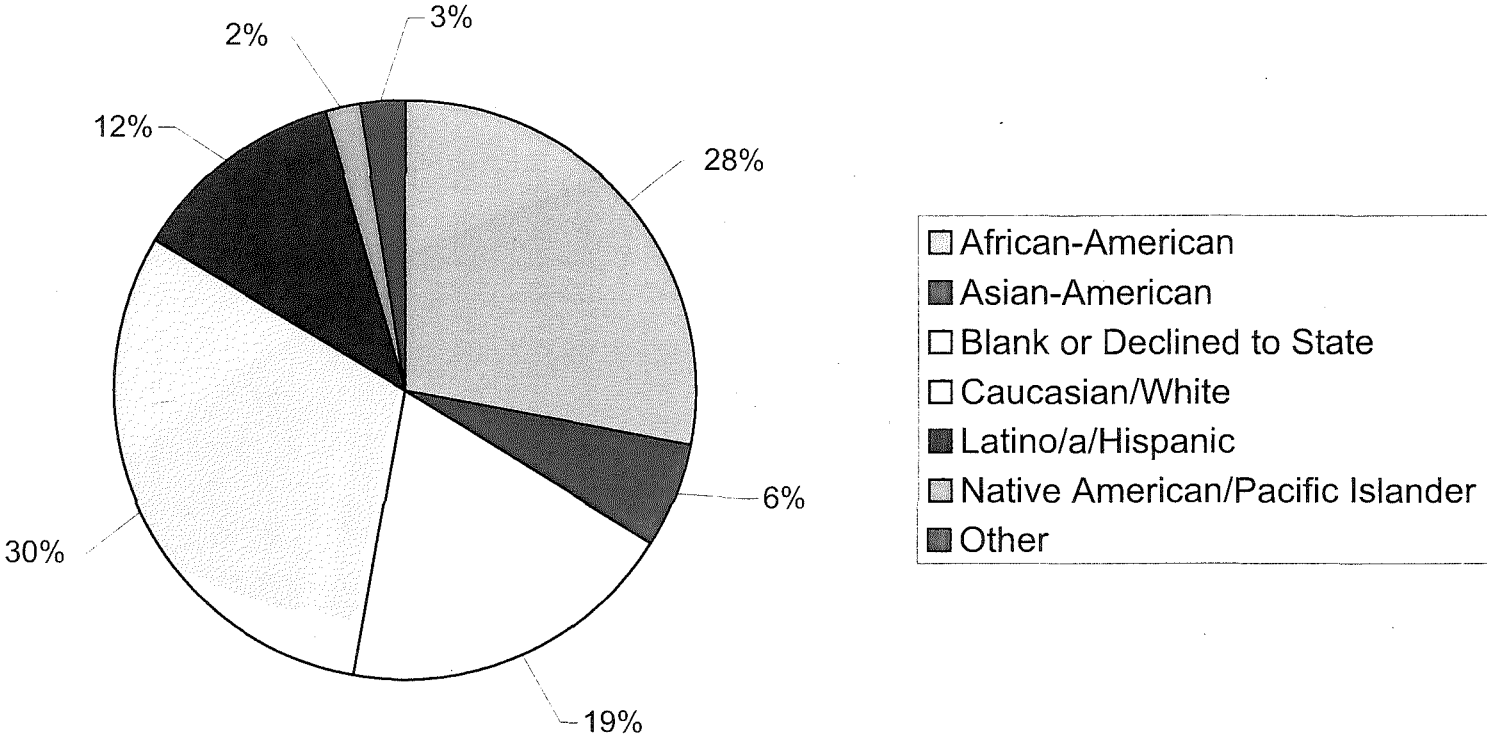
\*\* The total of race/ethnicity designations does not reflect those who checked multiple self-designations.

\*\*\*& \*\*\*\* The indicated numbers of individuals volunteered this information; a number of other disabled and homeless persons, who did not self-designate, also were complainants served by OCC during this report year.

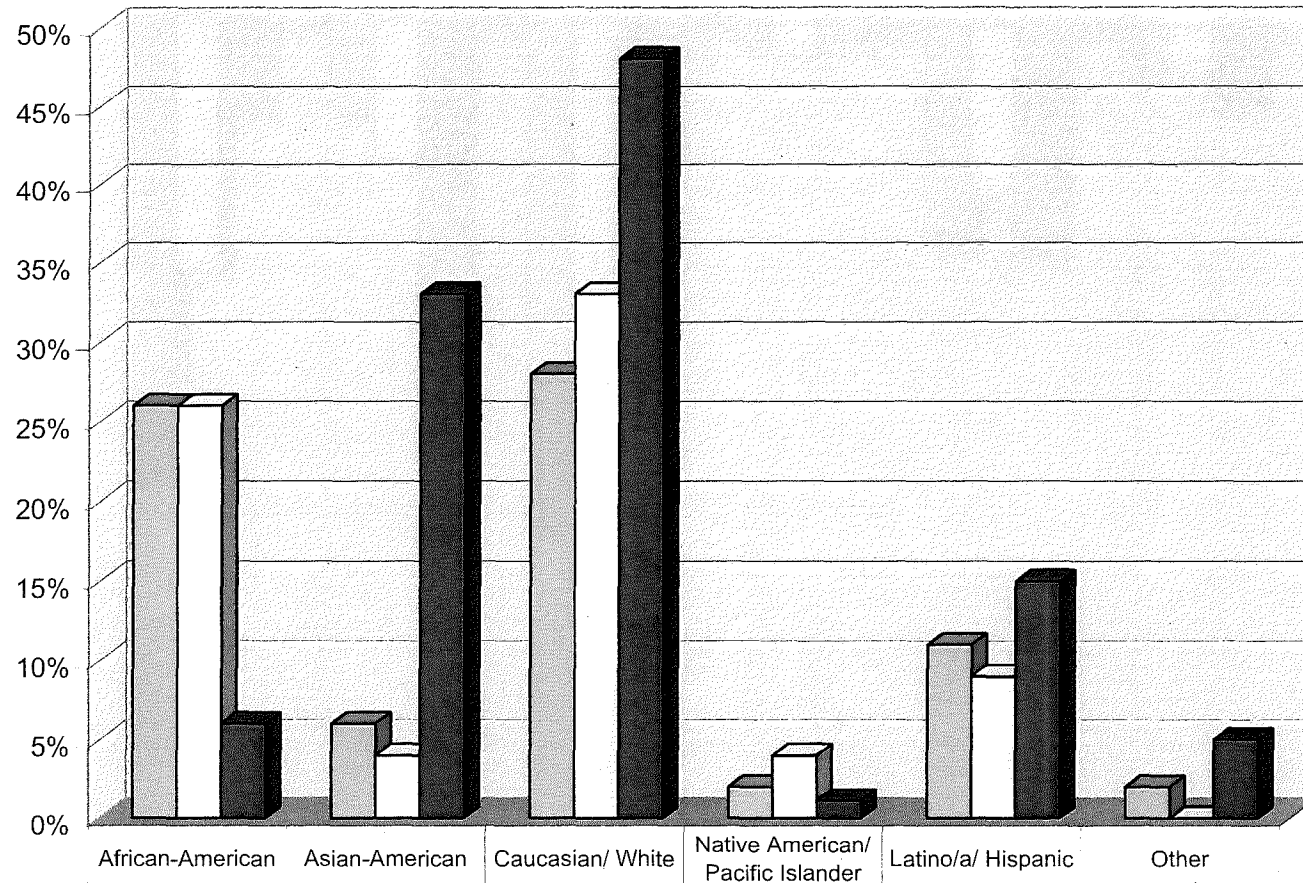
## OCC Complainants by Race/Ethnicity - 2014



# OCC Complainants by Race/Ethnicity - 2013



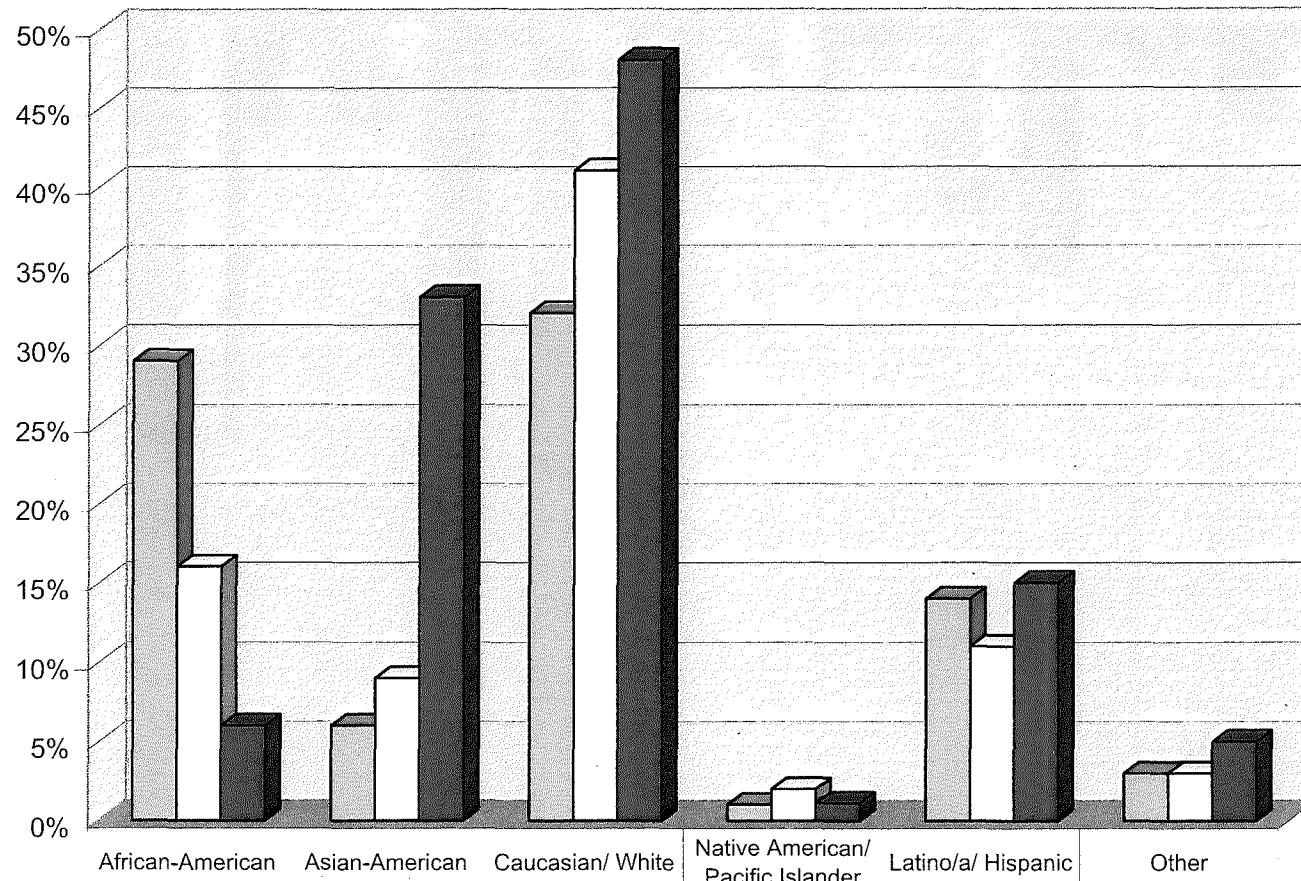
## OCC Complainants in Investigated and Mediated Cases 2014 Compared to SF Populations



|                |     |     |     |    |     |    |
|----------------|-----|-----|-----|----|-----|----|
| Investigations | 26% | 6%  | 28% | 2% | 11% | 2% |
| Mediations     | 26% | 4%  | 33% | 4% | 9%  | 0% |
| Census 2010    | 6%  | 33% | 48% | 1% | 15% | 5% |

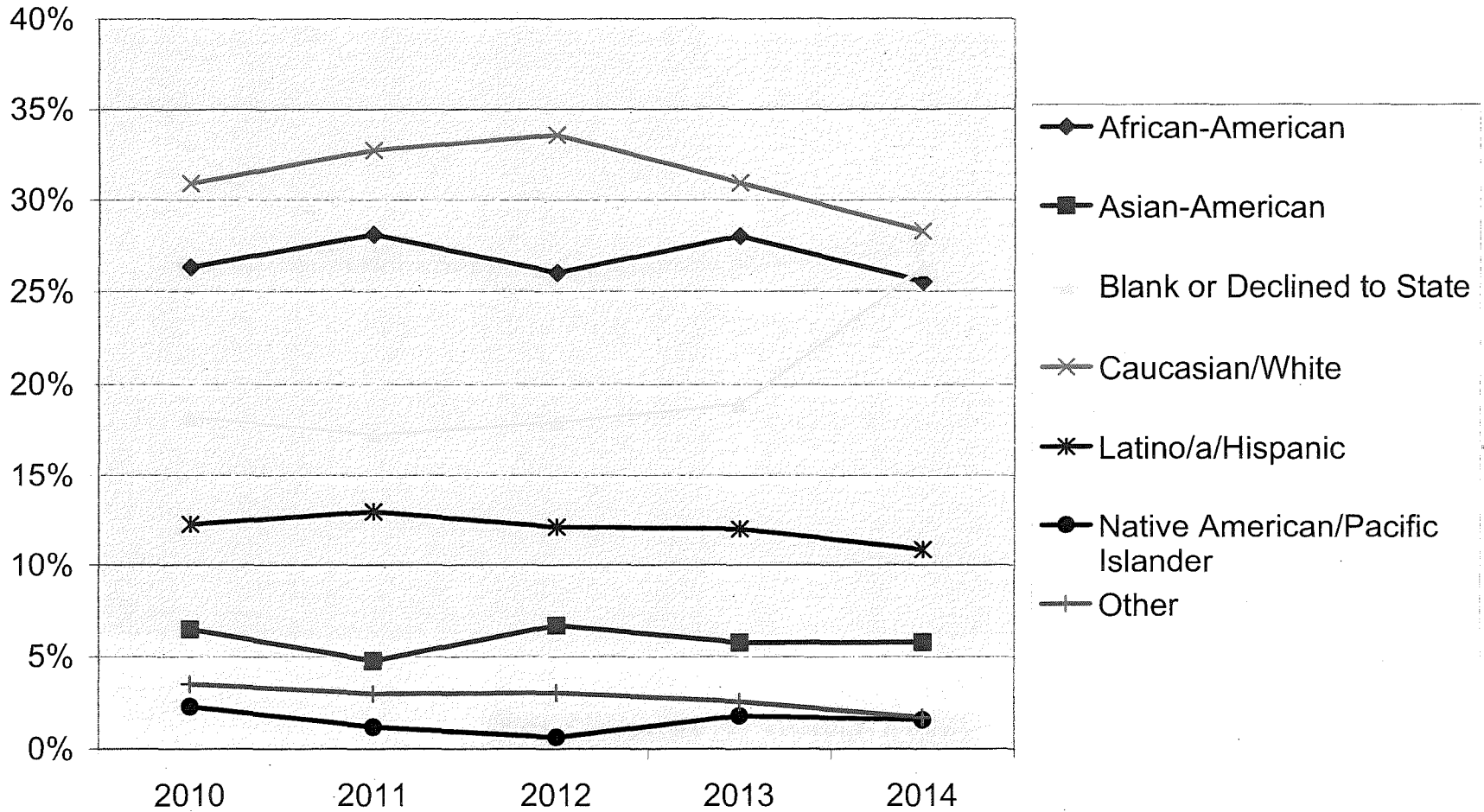


## OCC Complainants in Investigated and Mediated Cases 2013 Compared to SF Populations

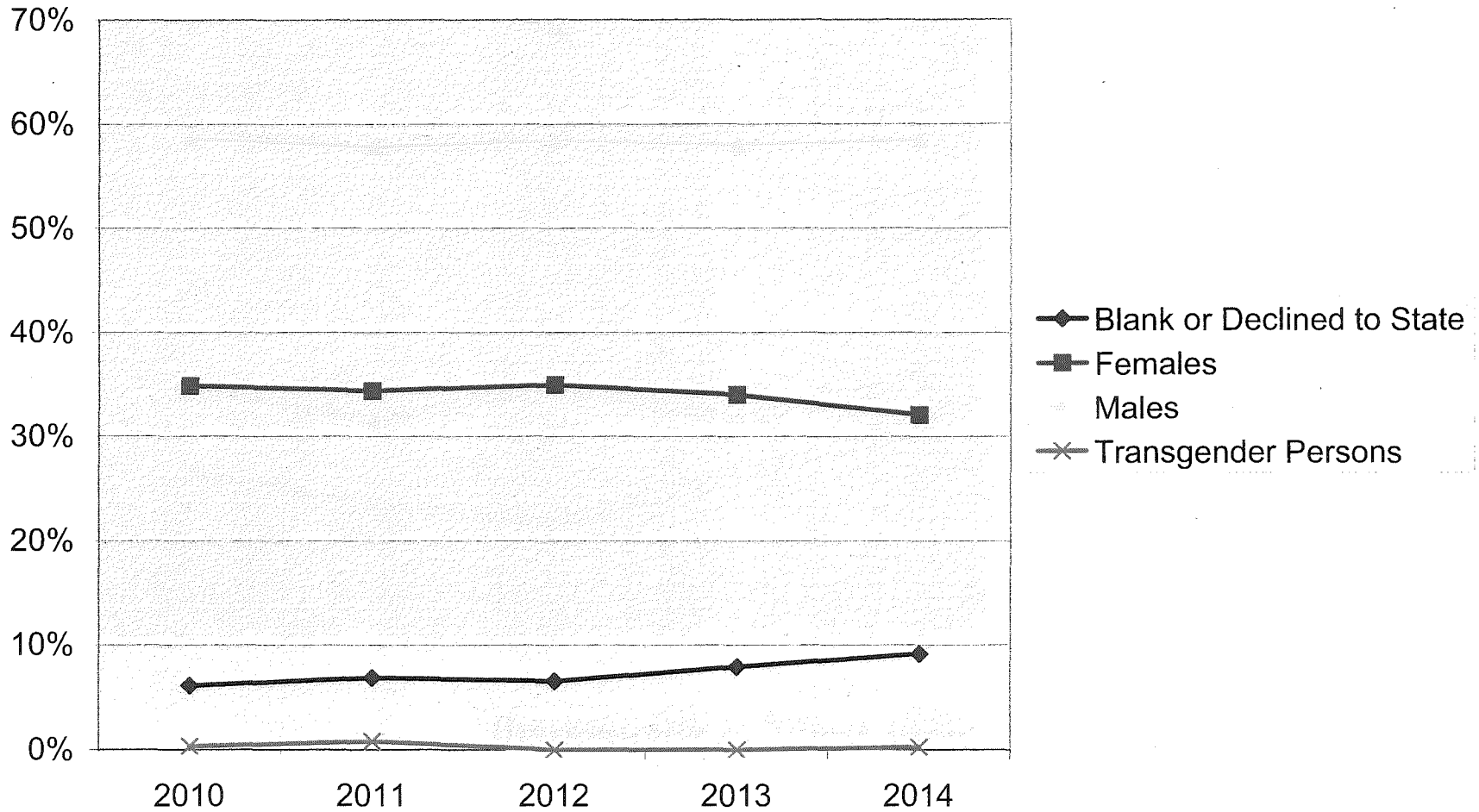


|                |     |     |     |    |     |    |
|----------------|-----|-----|-----|----|-----|----|
| Investigations | 29% | 6%  | 32% | 1% | 14% | 3% |
| Mediations     | 16% | 9%  | 41% | 2% | 11% | 3% |
| Census 2010    | 6%  | 33% | 48% | 1% | 15% | 5% |

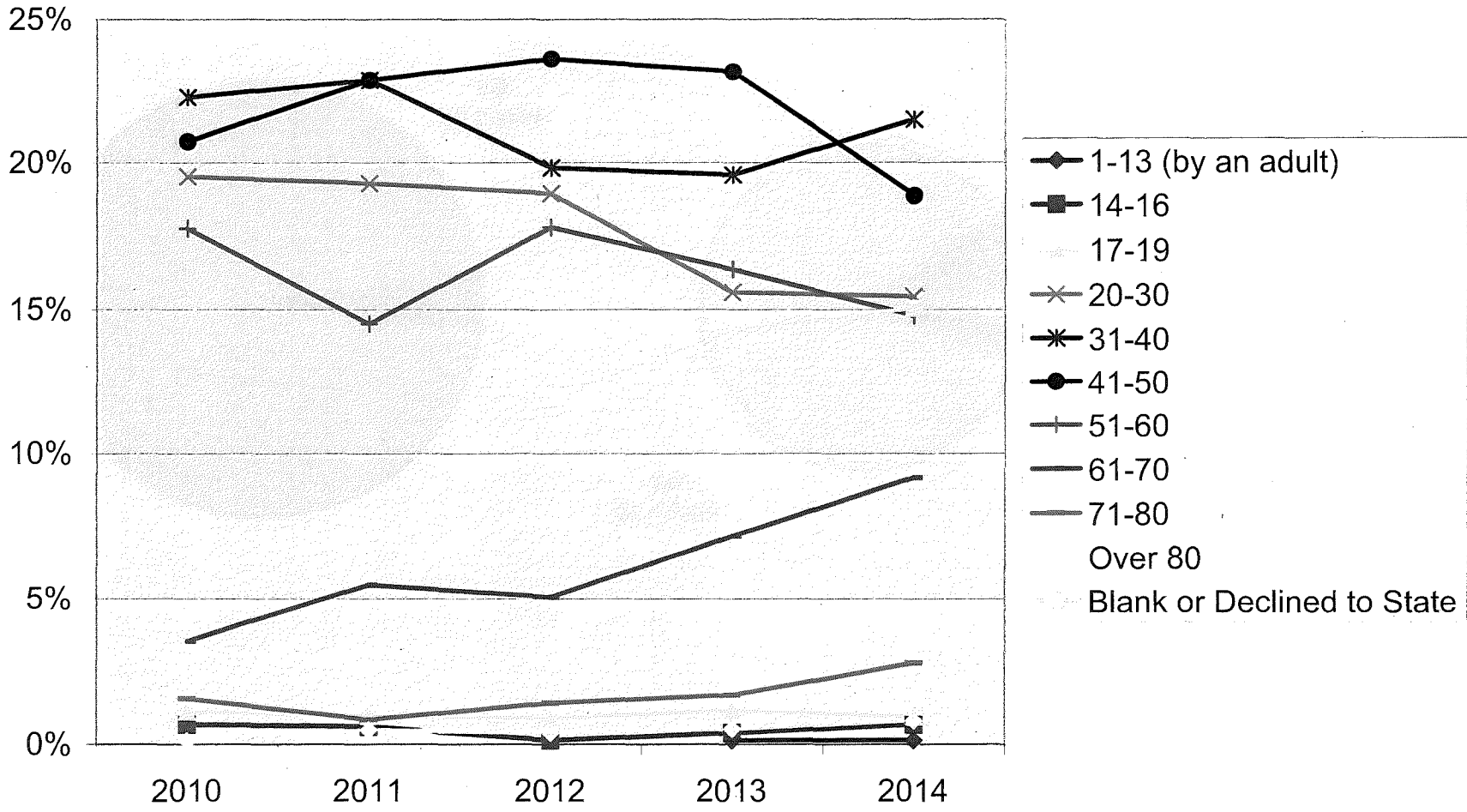
### OCC Complainants by Race/Ethnicity 2010-14 (percentage of yearly total)



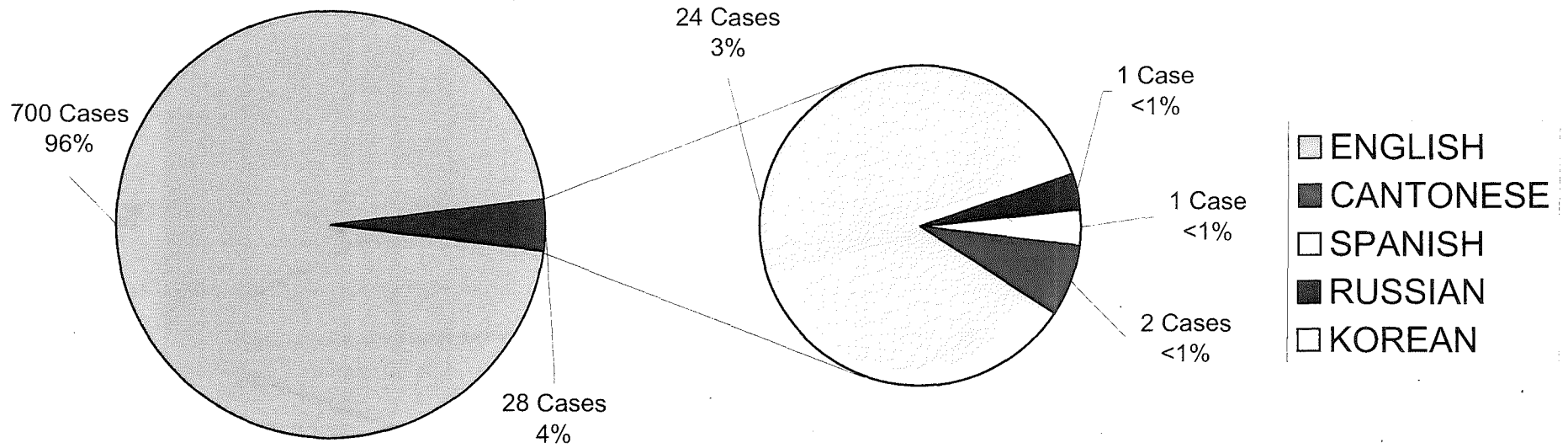
### OCC Complainants by Gender 2010-14 (percentage of yearly total)



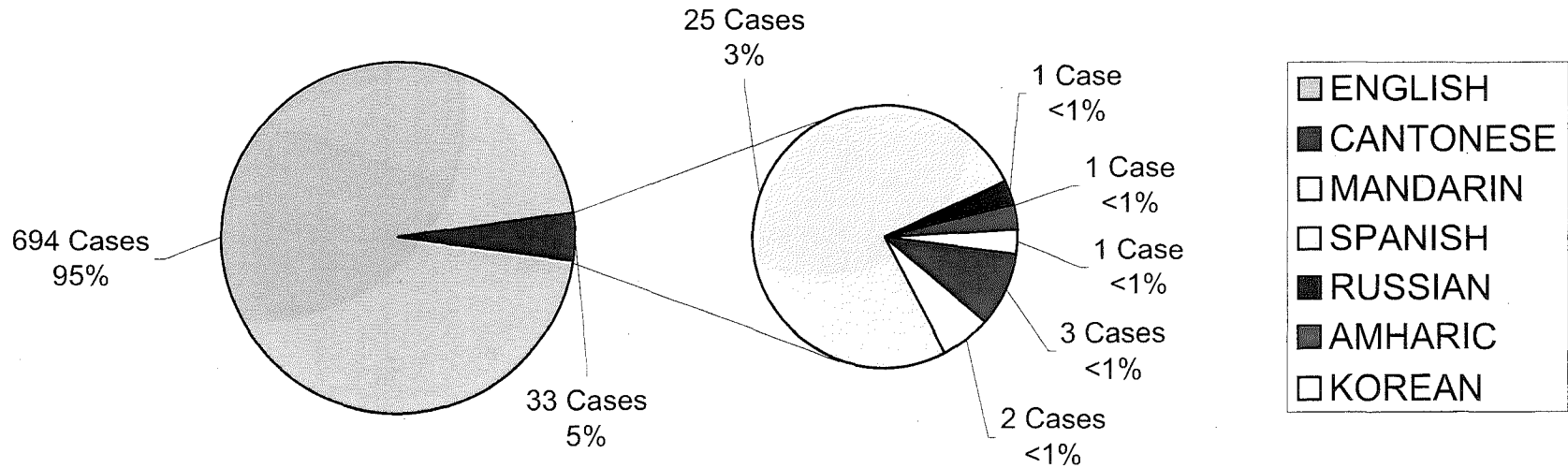
### OCC Complainants by Age 2010-14 (percentage of yearly total)



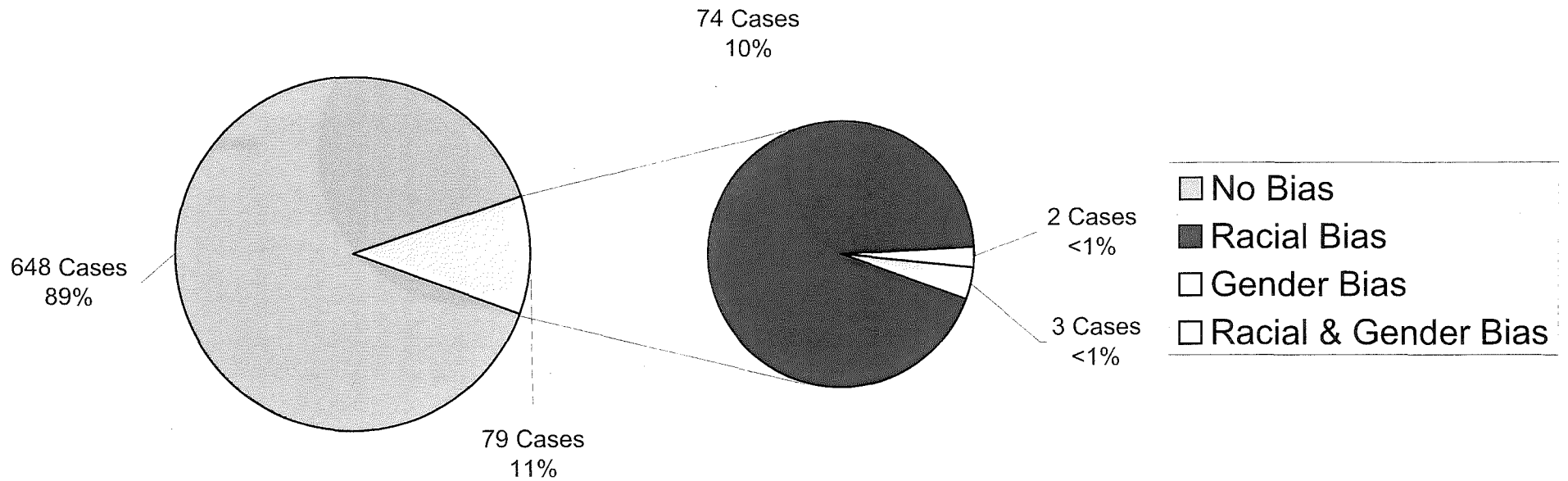
## Case Intakes by Language - 2014



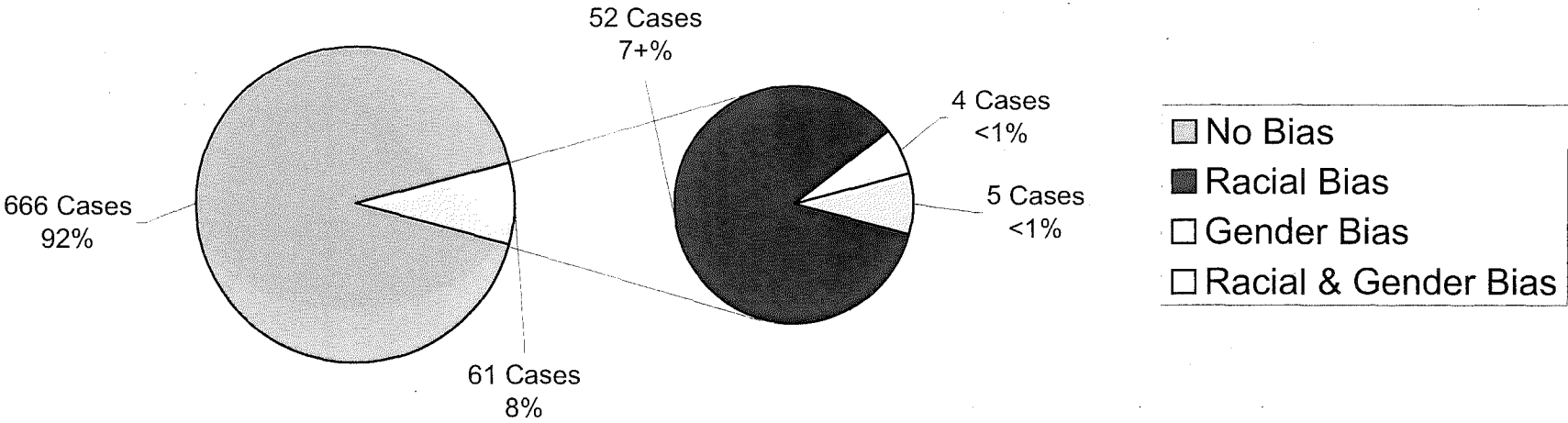
## Case Intakes by Language - 2013



## Claims of Bias - Cases Received 2014

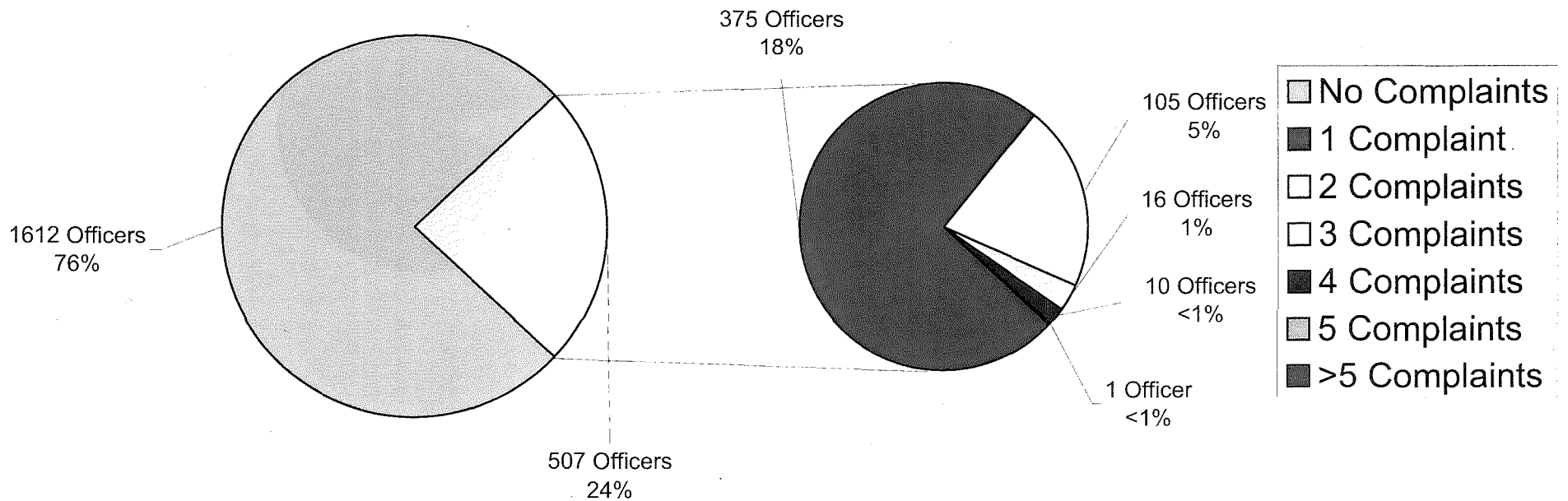


# Claims of Bias - Cases Received 2013

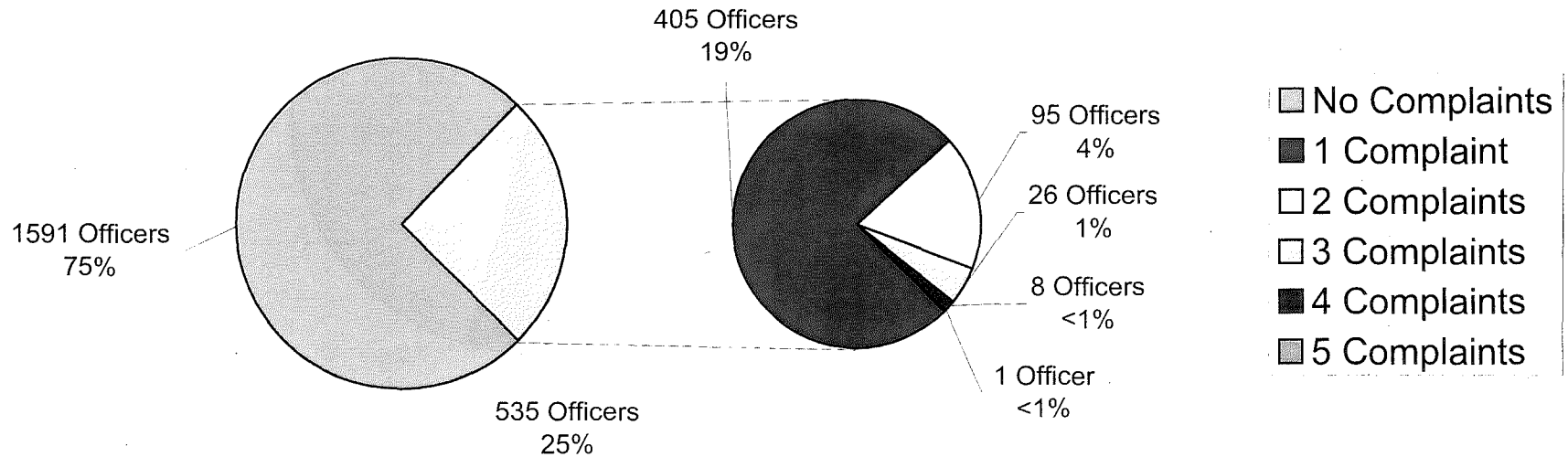




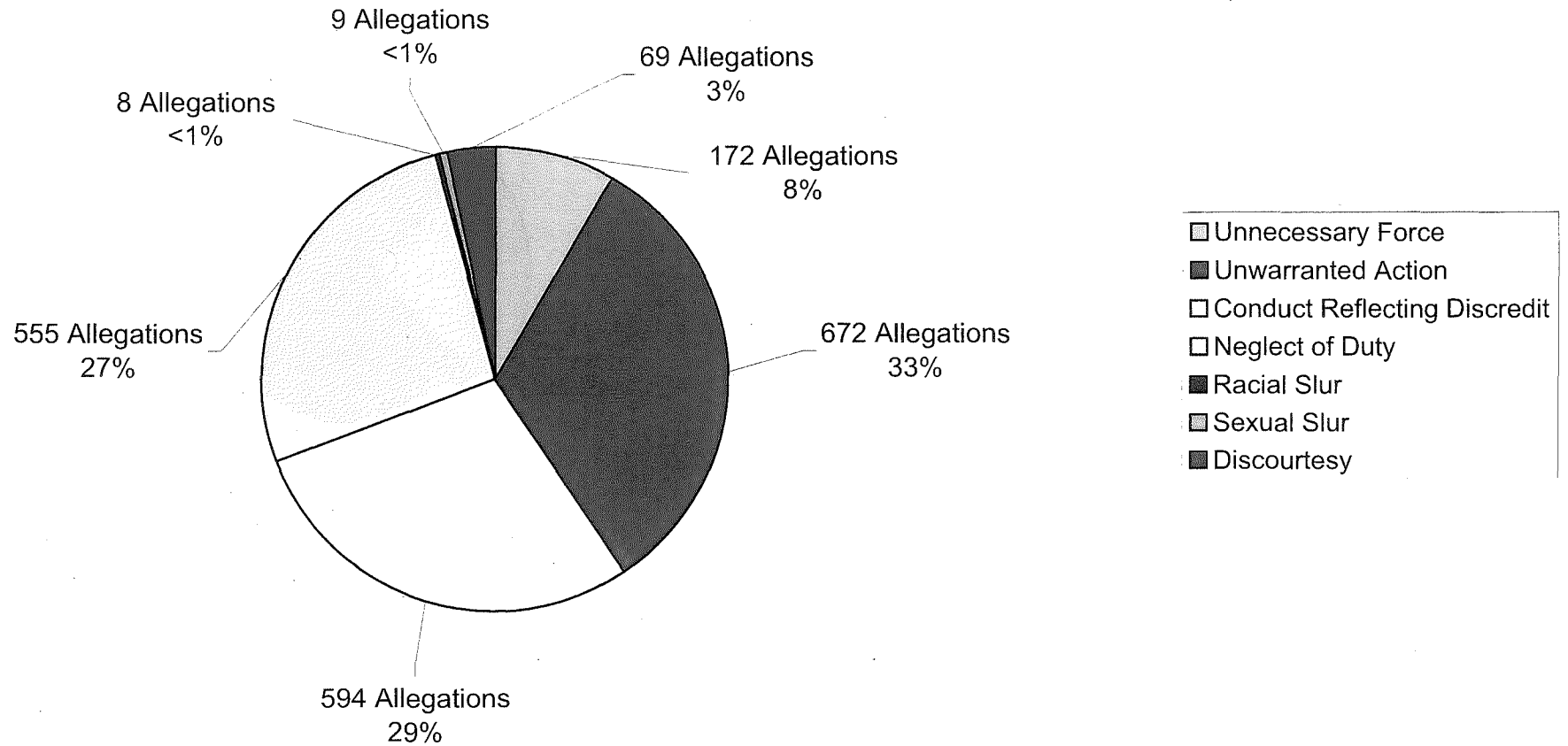
## Officers Without/With Complaints - Cases Received 2014




## Officers Without/With Complaints - Cases Received 2013



# Allegations Received by Type - 2014



# Allegations Received by Type - 2013



## Sustained Allegations – First Quarter 2014

| Case No. | Neglect of Duty                                                                                                                                                                                                                                                                                                                                           | Unwarranted Action                                                                                                                                                                                                                                                                                                                                                                                                                                                      | Unnecessary Force | Conduct Reflecting Discredit | Discourtesy | Racial or Sexual Slur |
|----------|-----------------------------------------------------------------------------------------------------------------------------------------------------------------------------------------------------------------------------------------------------------------------------------------------------------------------------------------------------------|-------------------------------------------------------------------------------------------------------------------------------------------------------------------------------------------------------------------------------------------------------------------------------------------------------------------------------------------------------------------------------------------------------------------------------------------------------------------------|-------------------|------------------------------|-------------|-----------------------|
| 1.       | An officer violated Department General Order 5.03 while looking for a stolen iPhone, when without reasonable suspicion, he detained the complainant and without probable cause, he seized the complainant's cell phone from his shirt pocket. The complainant did not match the description of the suspect and the complainant's phone was not an iPhone. |                                                                                                                                                                                                                                                                                                                                                                                                                                                                         |                   |                              |             |                       |
| 2.       |                                                                                                                                                                                                                                                                                                                                                           | A sergeant violated the Fourth Amendment to the United States Constitution, Department General Order 5.16, Obtaining Search Warrants and Department General Order 5.03, Investigative Detentions when without a warrant he went to complainant's residence, ordered officers to handcuff complainant's roommate and roommate's guest, searched the complainant's residence and seized two handguns because the landlord observed grow lights and a rifle in the garage. |                   |                              |             |                       |
|          |                                                                                                                                                                                                                                                                                                                                                           |                                                                                                                                                                                                                                                                                                                                                                                                                                                                         |                   |                              |             |                       |

## Sustained Allegations – First Quarter 2014

| Case No. | Neglect of Duty                                 | Unwarranted Action | Unnecessary Force | Conduct Reflecting Discredit                                                                                                                                                                                                                 | Discourtesy | Racial or Sexual Slur |
|----------|-------------------------------------------------|--------------------|-------------------|----------------------------------------------------------------------------------------------------------------------------------------------------------------------------------------------------------------------------------------------|-------------|-----------------------|
| 3.       |                                                 |                    |                   | An officer made rude comments to a fare who did not want to pay the taxi driver a tip.                                                                                                                                                       |             |                       |
| 4.       | An officer failed to collect traffic stop data. |                    |                   |                                                                                                                                                                                                                                              |             |                       |
| 5.       |                                                 |                    |                   | An officer, in response to the complainant who was cursing the officer, said, "Why don't you come over here and say it to my face?"                                                                                                          |             |                       |
| 6.       | An officer failed to collect traffic stop data. |                    |                   |                                                                                                                                                                                                                                              |             |                       |
| 7.       |                                                 |                    |                   | A lieutenant called the complainant a coward because the complainant didn't intervene with a violent man who was harassing pedestrians and instead the complainant questioned the lieutenant's physical contact with the violent individual. |             |                       |
|          |                                                 |                    |                   |                                                                                                                                                                                                                                              |             |                       |

## Sustained Allegations – First Quarter 2014

| Case No. | Neglect of Duty                                                                                                                                                                                                                                                         | Unwarranted Action                                                                                                                                                                                                                                                                                                                                                                                                                                                                                  | Unnecessary Force | Conduct Reflecting Discredit                                                                                                                                                                                                                                                                                                                                                                                                                                                 | Discourtesy | Racial or Sexual Slur |
|----------|-------------------------------------------------------------------------------------------------------------------------------------------------------------------------------------------------------------------------------------------------------------------------|-----------------------------------------------------------------------------------------------------------------------------------------------------------------------------------------------------------------------------------------------------------------------------------------------------------------------------------------------------------------------------------------------------------------------------------------------------------------------------------------------------|-------------------|------------------------------------------------------------------------------------------------------------------------------------------------------------------------------------------------------------------------------------------------------------------------------------------------------------------------------------------------------------------------------------------------------------------------------------------------------------------------------|-------------|-----------------------|
| 8.       | An officer failed to write a complete incident report because it omitted the parking citation he issued to the complainant and in the incident report the officer also omitted reference to the priority reexamination proceeding he initiated against the complainant. | <p>In violation of DGOs 5.08 and 9.01, officers in plain clothes issued the complainant a traffic citation when there was no evidence that the complainant's driving created an aggravated situation requiring the officer's immediate attention.</p> <p>One of the officers incorrectly cited the complainant for parking in a prohibited area, Traffic Code section 32B, when the officer claimed that the complainant refused to pay the parking meter and had parked too far from the curb.</p> |                   | <p>An officer wrongfully ordered a DMV priority reexamination of the complainant's driver's license in apparent retaliation for the complainant's attitude and not because the complainant showed signs of incapacity while committing a traffic violation.</p> <p>The officer also failed to notify the complainant that if he did not contact the DMV in five days, his license would automatically be suspended causing the DMV to suspend the complainant's license.</p> |             |                       |
|          |                                                                                                                                                                                                                                                                         |                                                                                                                                                                                                                                                                                                                                                                                                                                                                                                     |                   |                                                                                                                                                                                                                                                                                                                                                                                                                                                                              |             |                       |

## Sustained Allegations – Second Quarter 2014

| Case No. | Neglect of Duty                                                                                                                                                                                                                                                                                                                                                                                                                                                                                                                                                                                                                                                                                     | Unwarranted Action | Unnecessary Force | Conduct Reflecting Discredit                                                                                  | Discourtesy | Racial or Sexual Slur |
|----------|-----------------------------------------------------------------------------------------------------------------------------------------------------------------------------------------------------------------------------------------------------------------------------------------------------------------------------------------------------------------------------------------------------------------------------------------------------------------------------------------------------------------------------------------------------------------------------------------------------------------------------------------------------------------------------------------------------|--------------------|-------------------|---------------------------------------------------------------------------------------------------------------|-------------|-----------------------|
| 1.       |                                                                                                                                                                                                                                                                                                                                                                                                                                                                                                                                                                                                                                                                                                     |                    |                   | In violation of DGO 2.01, General Rules of Conduct, Rule 14, an officer called the complainant a knucklehead. |             |                       |
| 2.       | A sergeant, while acting as a Field Training Officer, violated DGO 6.15, Property Processing, by misplacing complainant's cell phone when he took the complainant into custody.                                                                                                                                                                                                                                                                                                                                                                                                                                                                                                                     |                    |                   |                                                                                                               |             |                       |
| 3.       | An officer failed to collect traffic stop data.                                                                                                                                                                                                                                                                                                                                                                                                                                                                                                                                                                                                                                                     |                    |                   |                                                                                                               |             |                       |
| 4.       | <p>A recruit and his Field Training Officer violated DGO 7.01, Policies and Procedures for Juveniles Detention, Arrest and Custody, when they did not Mirandize the juvenile complainant in the field but only at the station and they failed to record the Miranda warning and the interview of the juvenile at the station.</p> <p>In violation of DGO 3.01 and the SFPD Field Training Manual, the Field Training Officer neglected his duty by failing to properly instruct the recruit on DGO 7.01</p> <p>In violation of DGOs 1.04 and 1.06, a sergeant approved an incident report that clearly showed the Field Training Officer and the recruit's failure to follow Department policy.</p> |                    |                   |                                                                                                               |             |                       |
|          |                                                                                                                                                                                                                                                                                                                                                                                                                                                                                                                                                                                                                                                                                                     |                    |                   |                                                                                                               |             |                       |



## Sustained Allegations – Second Quarter 2014

| Case No. | Neglect of Duty                                                                                                                                                                                                                                                                                                                                                                               | Unwarranted Action                                                                                                                                                                                                                                                                | Unnecessary Force | Conduct Reflecting Discredit | Discourtesy | Racial or Sexual Slur |
|----------|-----------------------------------------------------------------------------------------------------------------------------------------------------------------------------------------------------------------------------------------------------------------------------------------------------------------------------------------------------------------------------------------------|-----------------------------------------------------------------------------------------------------------------------------------------------------------------------------------------------------------------------------------------------------------------------------------|-------------------|------------------------------|-------------|-----------------------|
| 5.       | An officer failed to collect traffic stop data.                                                                                                                                                                                                                                                                                                                                               |                                                                                                                                                                                                                                                                                   |                   |                              |             |                       |
| 6.       | In violation of California Vehicle Code section 40505 and the SFPD Field Training Manual, an officer failed to place his name, star number, unit identifier and date of issuance on the Notice to Appear he issued to the complainant.                                                                                                                                                        |                                                                                                                                                                                                                                                                                   |                   |                              |             |                       |
| 7.       | In violation of DGO 5.20, Language Access, an officer failed to interview the complainant in her primary language, Cantonese.                                                                                                                                                                                                                                                                 |                                                                                                                                                                                                                                                                                   |                   |                              |             |                       |
| 8.       | <p>In violation of DGOs 5.08, Non-Uniformed Officers and 9.01, Traffic Enforcement, while in plain clothes and driving an unmarked vehicle, officers initiated a traffic stop and issued the complainant a traffic citation for conduct that did not constitute an “aggravated situation.”</p> <p>An officer wrote the wrong vehicle code section and date on the complainant’s citation.</p> | <p>By conducting a traffic stop in violation of DGOs 5.08 and 9.01, the officers detained the complainant without justification.</p> <p>An officer cited the complainant for conduct he did not observe and for another violation that did not meet the criteria of DGO 5.08.</p> |                   |                              |             |                       |
|          |                                                                                                                                                                                                                                                                                                                                                                                               |                                                                                                                                                                                                                                                                                   |                   |                              |             |                       |

## Sustained Allegations – Second Quarter 2014

| Case No. | Neglect of Duty                                                                                                                  | Unwarranted Action                                                                                                                       | Unnecessary Force                                                                                                                                                               | Conduct Reflecting Discredit | Discourtesy                                                                             | Racial or Sexual Slur                                                                                                            |
|----------|----------------------------------------------------------------------------------------------------------------------------------|------------------------------------------------------------------------------------------------------------------------------------------|---------------------------------------------------------------------------------------------------------------------------------------------------------------------------------|------------------------------|-----------------------------------------------------------------------------------------|----------------------------------------------------------------------------------------------------------------------------------|
| 9.       |                                                                                                                                  |                                                                                                                                          | In violation of DGO 5.01, an officer in whose face the complainant spit punched the complainant in her face with a close-fist strike to prevent her from spitting on him again. |                              |                                                                                         |                                                                                                                                  |
| 10.      |                                                                                                                                  |                                                                                                                                          |                                                                                                                                                                                 |                              | In violation of DGO 2.01, General Rules of Conduct, Rule 14, an officer used profanity. | In violation of DGO 2.01, General Rules of Conduct, Rule 14, in addition to using profanity the officer also used a sexual slur. |
| 11.      | In violation of DGO 5.20, Language Access, an officer failed to tape the LEP Spanish speaking complainant's custodial interview. |                                                                                                                                          |                                                                                                                                                                                 |                              |                                                                                         |                                                                                                                                  |
| 12.      | A sergeant failed to collect traffic stop data.                                                                                  |                                                                                                                                          |                                                                                                                                                                                 |                              |                                                                                         |                                                                                                                                  |
| 13.      |                                                                                                                                  | In violation of the Fourth Amendment to the United States Constitution, an officer moved the complaint's backpack during a traffic stop. |                                                                                                                                                                                 |                              |                                                                                         |                                                                                                                                  |
|          |                                                                                                                                  |                                                                                                                                          |                                                                                                                                                                                 |                              |                                                                                         |                                                                                                                                  |

## Sustained Allegations – Second Quarter 2014

| Case No. | Neglect of Duty                                                                                                                                                                                                                                                                                                                                                                                                                                                                                                                                                             | Unwarranted Action | Unnecessary Force | Conduct Reflecting Discredit | Discourtesy | Racial or Sexual Slur |
|----------|-----------------------------------------------------------------------------------------------------------------------------------------------------------------------------------------------------------------------------------------------------------------------------------------------------------------------------------------------------------------------------------------------------------------------------------------------------------------------------------------------------------------------------------------------------------------------------|--------------------|-------------------|------------------------------|-------------|-----------------------|
| 14.      | <p>In violation of DGOs 1.03, I., A., 5., Attention to Duty, 2.01, General Rules of Conduct, Rule 25, On Duty Written Reports, and 6.15, Property Processing, an officer failed to:</p> <ol style="list-style-type: none"> <li>1. Properly investigate a dispute over a bicycle between the complainant and a person unknown to the complainant.</li> <li>2. Prepare an incident report.</li> <li>3. Book the disputed property into evidence.</li> </ol> <p>The officer's actions resulted in the complainant's loss of his mother's bicycle to an unknown individual.</p> |                    |                   |                              |             |                       |
| 15.      | An officer failed to collect traffic stop data.                                                                                                                                                                                                                                                                                                                                                                                                                                                                                                                             |                    |                   |                              |             |                       |
| 16.      | An officer failed to collect traffic stop data.                                                                                                                                                                                                                                                                                                                                                                                                                                                                                                                             |                    |                   |                              |             |                       |
|          |                                                                                                                                                                                                                                                                                                                                                                                                                                                                                                                                                                             |                    |                   |                              |             |                       |

## Sustained Allegations – Third Quarter 2014

| Case No. | Neglect of Duty                                                                                                                                                                                                                                                                                                                      | Unwarranted Action                                                                                                              | Unnecessary Force | Conduct Reflecting Discredit | Discourtesy | Racial or Sexual Slur |
|----------|--------------------------------------------------------------------------------------------------------------------------------------------------------------------------------------------------------------------------------------------------------------------------------------------------------------------------------------|---------------------------------------------------------------------------------------------------------------------------------|-------------------|------------------------------|-------------|-----------------------|
| 1.       |                                                                                                                                                                                                                                                                                                                                      | An officer used a Department computer to access Facebook and to make written comments on Facebook unrelated to Department work. |                   |                              |             |                       |
| 2.       | An officer failed to issue a juvenile a certificate of release after detaining him.                                                                                                                                                                                                                                                  | An officer displayed a weapon to a juvenile without justification.                                                              |                   |                              |             |                       |
| 3.       | An officer failed to obtain the complainant's account of an incident, did not include the complainant's statement in the incident report and neglected to document that another officer had interpreted for the Spanish speaking complainant. The officer failed to properly investigate and violated Department General Order 5.20. |                                                                                                                                 |                   |                              |             |                       |
| 4.       | An officer failed to comply with Department General Order 6.15 and properly process property, resulting in the loss of complainant's bicycle when the complainant was taken into custody.                                                                                                                                            |                                                                                                                                 |                   |                              |             |                       |
|          |                                                                                                                                                                                                                                                                                                                                      |                                                                                                                                 |                   |                              |             |                       |

## Sustained Allegations – Third Quarter 2014

| Case No. | Neglect of Duty                                                                                                                                                                                            | Unwarranted Action                                  | Unnecessary Force | Conduct Reflecting Discredit                                                 | Discourtesy | Racial or Sexual Slur |
|----------|------------------------------------------------------------------------------------------------------------------------------------------------------------------------------------------------------------|-----------------------------------------------------|-------------------|------------------------------------------------------------------------------|-------------|-----------------------|
| 5.       | An officer failed to prepare an incident report when the complainant reported that her purse, wallet, and other belongings were taken from her at a bus shelter.                                           |                                                     |                   |                                                                              |             |                       |
| 6.       | Officers failed to properly process property by forgetting that complainant's purse was in the trunk of their patrol vehicle and leaving it there for three months.                                        |                                                     |                   |                                                                              |             |                       |
| 7.       | Officers failed to properly investigate a traffic collision and failed to prepare a complete and accurate traffic collision report, and a sergeant failed to take required action by approving the report. |                                                     |                   | A sergeant made inappropriate comments and acted in an inappropriate manner. |             |                       |
| 8.       | An officer failed to collect traffic stop data.<br><br>The Field Training Officer failed to properly instruct the trainee on pat searches and on the collection of traffic stop data.                      | An officer improperly pat searched the complainant. |                   |                                                                              |             |                       |
|          |                                                                                                                                                                                                            |                                                     |                   |                                                                              |             |                       |

## Sustained Allegations – Third Quarter 2014

| Case No. | Neglect of Duty                                                                                                                                                                                                                                                                | Unwarranted Action                                                             | Unnecessary Force | Conduct Reflecting Discredit                                                                                                                                                                                    | Discourtesy | Racial or Sexual Slur |
|----------|--------------------------------------------------------------------------------------------------------------------------------------------------------------------------------------------------------------------------------------------------------------------------------|--------------------------------------------------------------------------------|-------------------|-----------------------------------------------------------------------------------------------------------------------------------------------------------------------------------------------------------------|-------------|-----------------------|
| 9.       | A sergeant failed to complete a certificate of release after handcuffing the complainant and the complainant's passengers and ordering them to sit on the sidewalk.                                                                                                            |                                                                                |                   |                                                                                                                                                                                                                 |             |                       |
| 10.      | An officer failed to collect traffic stop data.                                                                                                                                                                                                                                |                                                                                |                   |                                                                                                                                                                                                                 |             |                       |
| 11.      | An officer failed to include in the incident report the primary language spoken by a Spanish-speaking limited English proficient person and failure to identify the officer who provided the language assistance.<br><br>A sergeant approved the insufficient incident report. |                                                                                |                   |                                                                                                                                                                                                                 |             |                       |
| 12.      |                                                                                                                                                                                                                                                                                | An officer detained, arrested and cited the complainant without justification. |                   | An officer made inappropriate comments.<br><br>Officers failed to provide their names and star numbers to the complainant upon request.<br><br>An officer used profanity and made other inappropriate comments. |             |                       |
|          |                                                                                                                                                                                                                                                                                |                                                                                |                   |                                                                                                                                                                                                                 |             |                       |

## Sustained Allegations – Third Quarter 2014

| Case No. | Neglect of Duty                                                                                                                                                                                                                                                                                                              | Unwarranted Action                                                                                                                                                             | Unnecessary Force | Conduct Reflecting Discredit | Discourtesy | Racial or Sexual Slur |
|----------|------------------------------------------------------------------------------------------------------------------------------------------------------------------------------------------------------------------------------------------------------------------------------------------------------------------------------|--------------------------------------------------------------------------------------------------------------------------------------------------------------------------------|-------------------|------------------------------|-------------|-----------------------|
| 13.      | An officer failed to prepare an incident report in a dispute between a taxi driver and the driver's fares.                                                                                                                                                                                                                   |                                                                                                                                                                                |                   |                              |             |                       |
| 14.      | An officer failed to collect traffic stop data.                                                                                                                                                                                                                                                                              |                                                                                                                                                                                |                   |                              |             |                       |
| 15.      | An officer failed to properly investigate a dispute over a bicycle. The failure to properly investigate resulted in the officer's failure to properly process property by releasing the bicycle to a person whom the complainant alleged had wrongfully taken it from him. The officer failed to prepare an incident report. | The officer wrongfully seized a bicycle the complainant alleged belonged to him and released the bicycle to the person the complainant alleged has taken the bicycle from him. |                   |                              |             |                       |
|          |                                                                                                                                                                                                                                                                                                                              |                                                                                                                                                                                |                   |                              |             |                       |

## Sustained Allegations – Fourth Quarter 2014

| Case No. | Neglect of Duty                                                                               | Unwarranted Action                                                                                                                                                                             | Unnecessary Force                                                                                                              | Conduct Reflecting Discredit | Discourtesy | Racial or Sexual Slur |
|----------|-----------------------------------------------------------------------------------------------|------------------------------------------------------------------------------------------------------------------------------------------------------------------------------------------------|--------------------------------------------------------------------------------------------------------------------------------|------------------------------|-------------|-----------------------|
| 1.       | An officer failed to collect traffic stop data.                                               |                                                                                                                                                                                                |                                                                                                                                |                              |             |                       |
| 2.       | Officers failed to promptly and politely provide their names and star numbers when requested. | An officer misapplied the law in citing the complainant for jaywalking.                                                                                                                        |                                                                                                                                | An officer used profanity.   |             |                       |
| 3.       | An officer failed to collect traffic stop data.                                               |                                                                                                                                                                                                |                                                                                                                                |                              |             |                       |
| 4.       | An officer failed to collect traffic stop data.                                               | Officers detained and arrested the complainant without justification.<br><br>In violation of DGO's 5.08 and 9.01 officers in plainclothes and in an unmarked vehicle conducted a traffic stop. | The force officers used to detain the complainant was unnecessary because the detention and arrest were without justification. |                              |             |                       |
| 5.       | An officer failed to collect traffic stop data.                                               |                                                                                                                                                                                                |                                                                                                                                |                              |             |                       |
|          |                                                                                               |                                                                                                                                                                                                |                                                                                                                                |                              |             |                       |



## Sustained Allegations – Fourth Quarter 2014

| Case No. | Neglect of Duty                                       | Unwarranted Action                                                                                                                                                                                                                                                               | Unnecessary Force | Conduct Reflecting Discredit                                                                                                                                                        | Discourtesy | Racial or Sexual Slur |
|----------|-------------------------------------------------------|----------------------------------------------------------------------------------------------------------------------------------------------------------------------------------------------------------------------------------------------------------------------------------|-------------------|-------------------------------------------------------------------------------------------------------------------------------------------------------------------------------------|-------------|-----------------------|
| 6.       | The officer also failed to collect traffic stop data. |                                                                                                                                                                                                                                                                                  |                   | After citing the complainant for a traffic violation, the officer used personal information he obtained during the citation process to send the complainant personal text messages. |             |                       |
| 7.       | An officer failed to collect traffic stop data.       |                                                                                                                                                                                                                                                                                  |                   |                                                                                                                                                                                     |             |                       |
| 8.       |                                                       | An officer violated Department General Orders 2.01, sections 7 and 9 by misapplying Penal Code section 647 (f) when he cited the complainant for being drunk in public. The complainant wasn't in public; he was in the locked basement hallway of a private apartment building. |                   |                                                                                                                                                                                     |             |                       |
| 9.       |                                                       | A sergeant wrongfully detained the complainant and her father without cause.                                                                                                                                                                                                     |                   |                                                                                                                                                                                     |             |                       |
|          |                                                       |                                                                                                                                                                                                                                                                                  |                   |                                                                                                                                                                                     |             |                       |

## Sustained Allegations – Fourth Quarter 2014

| Case No. | Neglect of Duty                                                                                                                                                                                               | Unwarranted Action | Unnecessary Force | Conduct Reflecting Discredit                                                                                                                                                    | Discourtesy | Racial or Sexual Slur |
|----------|---------------------------------------------------------------------------------------------------------------------------------------------------------------------------------------------------------------|--------------------|-------------------|---------------------------------------------------------------------------------------------------------------------------------------------------------------------------------|-------------|-----------------------|
| 10.      |                                                                                                                                                                                                               |                    |                   | In violation of Department General Orders 2.02 and 9.01, an officer told the recipient of a traffic citation she was receiving a second citation because of her "bad attitude." |             |                       |
| 11.      | In violation of Department General Order 5.04, a sergeant neglected his duty when he failed to prepare an incident report documenting that he declined to accept the complainant's private person's arrest.   |                    |                   |                                                                                                                                                                                 |             |                       |
| 12.      | In violation of Department General Order 5.04, an officer neglected her duty when she failed to prepare an incident report documenting that she declined to accept the complainant's private person's arrest. |                    |                   |                                                                                                                                                                                 |             |                       |
|          |                                                                                                                                                                                                               |                    |                   |                                                                                                                                                                                 |             |                       |

## Sustained Allegations – Fourth Quarter 2014

| Case No. | Neglect of Duty                                                                                                                                                                                                                                                                      | Unwarranted Action | Unnecessary Force | Conduct Reflecting Discredit                                                | Discourtesy                                                       | Racial or Sexual Slur |
|----------|--------------------------------------------------------------------------------------------------------------------------------------------------------------------------------------------------------------------------------------------------------------------------------------|--------------------|-------------------|-----------------------------------------------------------------------------|-------------------------------------------------------------------|-----------------------|
| 13.      | In violation of Department General Order 2.01 and Department Bulletin A No. 12-158, an officer had the unlicensed complainant's car towed without providing the complainant an opportunity to call for a licensed driver to come to the scene within 20 minutes of the initial stop. |                    |                   |                                                                             |                                                                   |                       |
| 14.      |                                                                                                                                                                                                                                                                                      |                    |                   | An officer parked his patrol car in a bus zone while patronizing Starbucks. |                                                                   |                       |
| 15.      |                                                                                                                                                                                                                                                                                      |                    |                   | While                                                                       | responding to a child custody dispute, an officer used profanity. |                       |
|          |                                                                                                                                                                                                                                                                                      |                    |                   |                                                                             |                                                                   |                       |

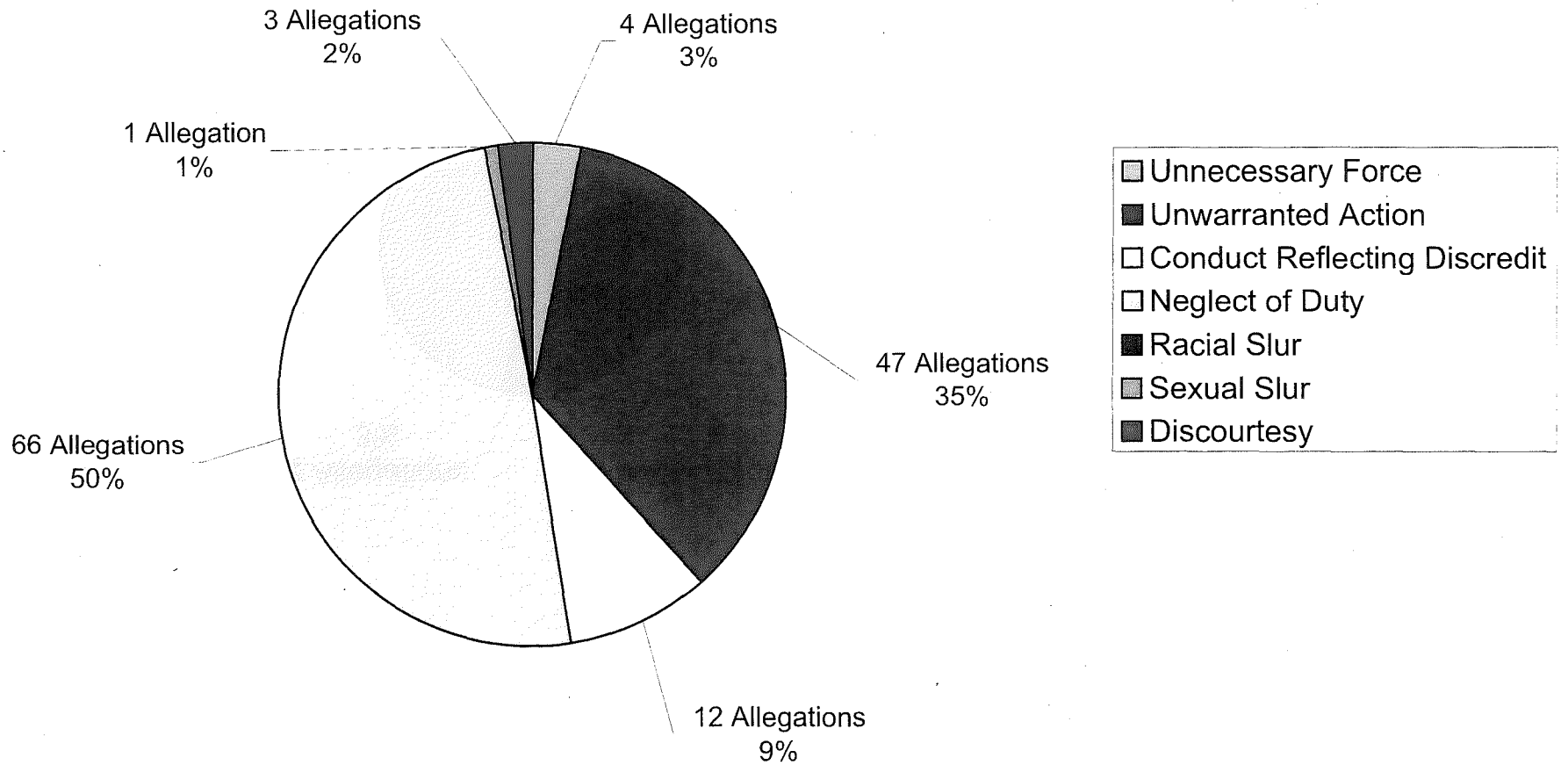
## Sustained Allegations – Fourth Quarter 2014

| Case No. | Neglect of Duty                                          | Unwarranted Action                                                                                                                                                                                                                                                                                                                                                                                                                                                                                                                                                                                                                                                                                                     | Unnecessary Force | Conduct Reflecting Discredit | Discourtesy | Racial or Sexual Slur |
|----------|----------------------------------------------------------|------------------------------------------------------------------------------------------------------------------------------------------------------------------------------------------------------------------------------------------------------------------------------------------------------------------------------------------------------------------------------------------------------------------------------------------------------------------------------------------------------------------------------------------------------------------------------------------------------------------------------------------------------------------------------------------------------------------------|-------------------|------------------------------|-------------|-----------------------|
| 16. A    | sergeant failed to properly complete an incident report. | In an incident involving two sergeants and two complainants, one sergeant wrongfully detained and cited one complainant for marijuana possession and driving while in possession of more than an ounce of marijuana. The complainant had a medical marijuana card and the sergeant observed the complainant in a parked car but did not observe the complainant driving the car. The sergeant wrongfully seized the complainant's marijuana. The other sergeant wrongfully detained the co-complainant who was sitting in the passenger seat of the parked car. The sergeant failed to timely release the co-complainant once the sergeant determined the co-complainant had no warrants and a valid driver's license. |                   |                              |             |                       |
| 17.      |                                                          | An officer wrongfully seized the complainant's keys from the complainant's double parked unoccupied truck with the engine running. The officer placed a citation on the truck for leaving it running. The officer then left the vicinity of the truck because he was flagged down by someone advising him that a person had fallen around the corner. The officer would have had limited authority to enter the truck to initiate a tow of the truck or if the officer believed the entry or search was necessary to protect lives or property from imminent damage. The officer instead said he seized the keys to prevent the truck from being stolen.                                                               |                   |                              |             |                       |
|          |                                                          |                                                                                                                                                                                                                                                                                                                                                                                                                                                                                                                                                                                                                                                                                                                        |                   |                              |             |                       |

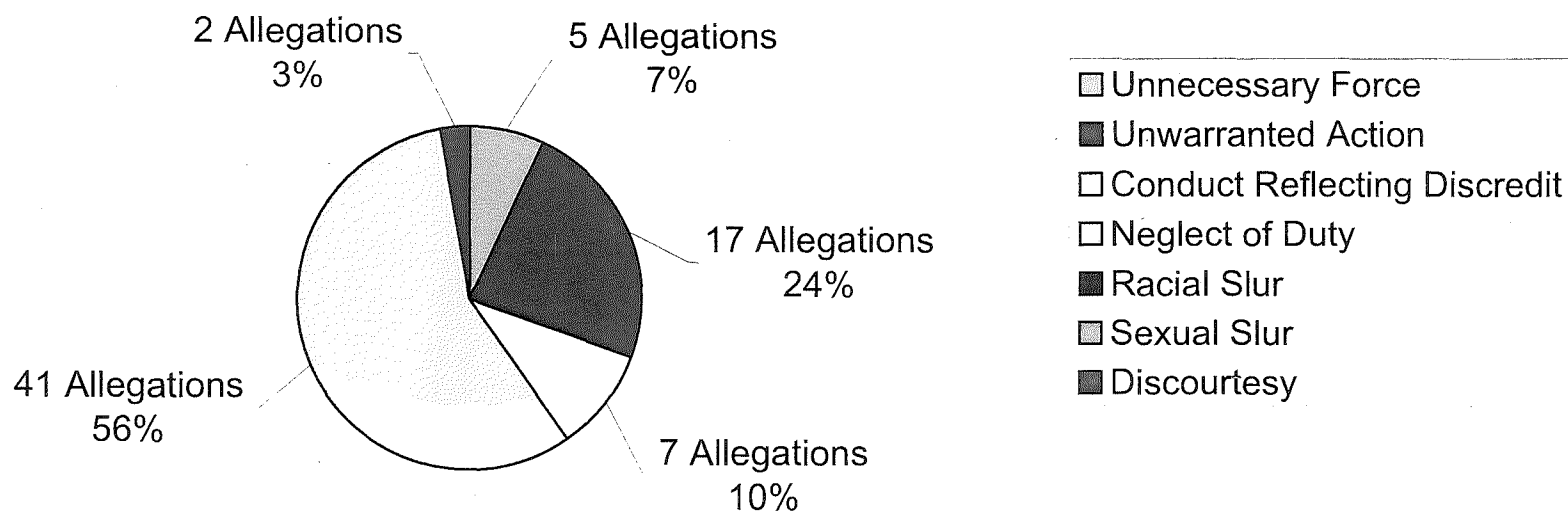
### Sustained Allegations – Fourth Quarter 2014

| Case No. | Neglect of Duty                                                                                                                                                         | Unwarranted Action | Unnecessary Force | Conduct Reflecting Discredit | Discourtesy | Racial or Sexual Slur |
|----------|-------------------------------------------------------------------------------------------------------------------------------------------------------------------------|--------------------|-------------------|------------------------------|-------------|-----------------------|
| 18.      | In violation of Department General Order 9.05, an officer failed to void an incomplete citation resulting in the levy of a \$192.00 fine against the complainant.       |                    |                   |                              |             |                       |
| 19.      | In violation of Department General Order 2.01, section 14, an officer failed to promptly and politely provide his name and star number to the complainant upon request. |                    |                   |                              |             |                       |
|          |                                                                                                                                                                         |                    |                   |                              |             |                       |

# Sustained Allegations by Type - 2014



## Sustained Allegations by Type - 2013



**COMPLAINTS AND ALLEGATIONS BY UNIT**

January 1, 2014 - December 31, 2014

THE POLICE COMMISSION  
**OFFICE OF CITIZEN COMPLAINTS**  
 CITY AND COUNTY OF SAN FRANCISCO



| SFPD UNIT NAME                                   | TOTAL      | ALLEGATION TYPES |            |            |            |          |          |           |          |          |          | TOTAL       | OFF. INVL   |
|--------------------------------------------------|------------|------------------|------------|------------|------------|----------|----------|-----------|----------|----------|----------|-------------|-------------|
|                                                  | COMP       | UF               | UA         | CRD        | ND         | RS       | SS       | D         | PRO      | POL      | TF       | ALLEG       |             |
| 1A CHIEF'S OFFICE                                | 5          | 0                | 2          | 1          | 2          | 0        | 0        | 1         | 0        | 0        | 0        | 6           | 5           |
| 2J MANAGEMENT CONTROL DIVISION                   | 1          | 0                | 0          | 0          | 1          | 0        | 0        | 0         | 0        | 0        | 0        | 1           | 1           |
| 2L LEGAL DIVISION                                | 2          | 0                | 3          | 3          | 2          | 0        | 0        | 0         | 0        | 0        | 0        | 8           | 2           |
| 2P PERSONNEL                                     | 6          | 1                | 6          | 6          | 9          | 0        | 0        | 0         | 0        | 0        | 0        | 22          | 7           |
| 2T TRAINING & EDUCATION (ACADEMY)                | 2          | 0                | 1          | 0          | 1          | 0        | 0        | 0         | 0        | 0        | 0        | 2           | 2           |
| 2X ADMINISTRATION BUREAU HEADQUARTERS            | 1          | 0                | 0          | 1          | 2          | 0        | 0        | 1         | 0        | 0        | 0        | 4           | 1           |
| 3A CENTRAL STATION                               | 44         | 12               | 50         | 41         | 25         | 0        | 0        | 5         | 0        | 0        | 0        | 133         | 56          |
| 3B SOUTHERN STATION                              | 67         | 16               | 49         | 52         | 51         | 2        | 2        | 6         | 0        | 0        | 0        | 178         | 84          |
| 3C BAYVIEW STATION                               | 58         | 15               | 110        | 50         | 62         | 0        | 0        | 7         | 0        | 0        | 0        | 244         | 99          |
| 3D MISSION STATION                               | 45         | 11               | 31         | 35         | 35         | 0        | 0        | 6         | 0        | 0        | 0        | 118         | 65          |
| 3E NORTHERN STATION                              | 40         | 6                | 34         | 31         | 43         | 1        | 1        | 6         | 0        | 0        | 0        | 122         | 49          |
| 3F PARK STATION                                  | 28         | 3                | 18         | 24         | 19         | 0        | 0        | 3         | 0        | 0        | 0        | 67          | 39          |
| 3G RICHMOND STATION                              | 28         | 8                | 20         | 26         | 12         | 0        | 1        | 2         | 0        | 0        | 0        | 69          | 39          |
| 3H INGLESIDE STATION                             | 53         | 14               | 41         | 46         | 38         | 1        | 2        | 7         | 0        | 0        | 0        | 149         | 72          |
| 3I TARAVAL STATION                               | 28         | 9                | 28         | 25         | 17         | 1        | 0        | 4         | 0        | 0        | 0        | 84          | 38          |
| 3J TENDERLOIN TASK FORCE                         | 41         | 14               | 34         | 36         | 35         | 0        | 2        | 3         | 0        | 0        | 0        | 124         | 63          |
| 3M MUNI DIVISION                                 | 27         | 5                | 36         | 22         | 14         | 0        | 1        | 1         | 0        | 0        | 0        | 79          | 30          |
| 3X PATROL BUREAU HQ'S                            | 7          | 2                | 8          | 6          | 5          | 0        | 0        | 0         | 0        | 0        | 0        | 21          | 9           |
| 4K SPECIAL MOTORCYCLE                            | 3          | 0                | 1          | 4          | 1          | 0        | 0        | 0         | 0        | 0        | 0        | 6           | 3           |
| 4T CRIME PREVENTION COMPANY                      | 14         | 6                | 7          | 15         | 9          | 1        | 0        | 2         | 0        | 0        | 0        | 40          | 17          |
| 5A INVESTIGATIONS BUREAU                         | 18         | 5                | 39         | 27         | 10         | 1        | 0        | 4         | 0        | 0        | 0        | 86          | 31          |
| 5L CRIME SCENE INVESTIGATIONS                    | 1          | 0                | 0          | 1          | 0          | 0        | 0        | 0         | 0        | 0        | 0        | 1           | 1           |
| 5N NARCOTICS                                     | 2          | 0                | 1          | 2          | 0          | 0        | 0        | 0         | 0        | 0        | 0        | 3           | 2           |
| 5S SPECIAL INVESTIGATIONS(INCL. GANG TASK FORCE) | 3          | 1                | 2          | 2          | 1          | 0        | 0        | 0         | 0        | 0        | 0        | 6           | 3           |
| 5T JUVENILE DIVISION                             | 7          | 0                | 2          | 4          | 4          | 0        | 0        | 0         | 0        | 0        | 0        | 10          | 7           |
| AB AIRPORT BUREAU                                | 16         | 2                | 10         | 9          | 6          | 0        | 0        | 1         | 0        | 0        | 0        | 28          | 16          |
| UK UNKNOWN ASSIGNMENT                            | 344        | 42               | 139        | 125        | 151        | 1        | 0        | 10        | 0        | 0        | 0        | 593         | 278         |
| <b>TOTALS</b>                                    | <b>891</b> | <b>172</b>       | <b>672</b> | <b>594</b> | <b>555</b> | <b>8</b> | <b>9</b> | <b>69</b> | <b>0</b> | <b>0</b> | <b>0</b> | <b>2204</b> | <b>1019</b> |



**COMPLAINTS AND ALLEGATIONS BY UNIT**

January 1, 2013 - December 31, 2013

THE POLICE COMMISSION  
**OFFICE OF CITIZEN COMPLAINTS**  
 CITY AND COUNTY OF SAN FRANCISCO



| SFPD UNIT NAME                                   | TOTAL<br>COMP | ALLEGATION TYPES |            |            |            |          |          |           |          |          |          | TOTAL<br>ALLEG | OFF.<br>INVL |
|--------------------------------------------------|---------------|------------------|------------|------------|------------|----------|----------|-----------|----------|----------|----------|----------------|--------------|
|                                                  |               | UF               | UA         | CRD        | ND         | RS       | SS       | D         | PRO      | POL      | TF       |                |              |
| 1A CHIEF'S OFFICE                                | 11            | 0                | 3          | 5          | 10         | 0        | 0        | 0         | 0        | 0        | 0        | 18             | 10           |
| 2J MANAGEMENT CONTROL DIVISION                   | 1             | 0                | 0          | 0          | 1          | 0        | 0        | 0         | 0        | 0        | 0        | 1              | 1            |
| 2L LEGAL DIVISION                                | 1             | 0                | 0          | 3          | 0          | 1        | 0        | 0         | 0        | 0        | 0        | 4              | 1            |
| 2P PERSONNEL                                     | 18            | 4                | 17         | 4          | 6          | 0        | 0        | 1         | 0        | 0        | 0        | 32             | 18           |
| 2S STAFF SERVICES (PSYCH LIASON)                 | 1             | 0                | 0          | 0          | 1          | 0        | 0        | 0         | 0        | 0        | 0        | 1              | 1            |
| 2T TRAINING & EDUCATION (ACADEMY)                | 1             | 0                | 0          | 0          | 1          | 0        | 0        | 0         | 0        | 0        | 0        | 1              | 1            |
| 3A CENTRAL STATION                               | 31            | 17               | 33         | 30         | 18         | 1        | 0        | 2         | 0        | 0        | 0        | 101            | 44           |
| 3B SOUTHERN STATION                              | 73            | 13               | 63         | 54         | 67         | 0        | 0        | 7         | 0        | 0        | 0        | 204            | 101          |
| 3C BAYVIEW STATION                               | 60            | 27               | 76         | 40         | 60         | 1        | 0        | 8         | 0        | 0        | 0        | 212            | 105          |
| 3D MISSION STATION                               | 58            | 12               | 61         | 55         | 61         | 1        | 2        | 5         | 0        | 0        | 0        | 197            | 88           |
| 3E NORTHERN STATION                              | 38            | 6                | 21         | 31         | 36         | 1        | 0        | 4         | 0        | 0        | 0        | 99             | 53           |
| 3F PARK STATION                                  | 25            | 4                | 27         | 21         | 27         | 0        | 0        | 2         | 0        | 0        | 0        | 81             | 35           |
| 3G RICHMOND STATION                              | 26            | 4                | 36         | 21         | 11         | 0        | 0        | 0         | 0        | 0        | 0        | 72             | 36           |
| 3H INGLESIDE STATION                             | 40            | 6                | 52         | 43         | 32         | 0        | 0        | 3         | 0        | 0        | 0        | 136            | 59           |
| 3I TARAVAL STATION                               | 24            | 3                | 16         | 15         | 25         | 0        | 0        | 4         | 0        | 0        | 0        | 63             | 31           |
| 3J TENDERLOIN TASK FORCE                         | 35            | 12               | 42         | 38         | 26         | 0        | 1        | 2         | 0        | 0        | 0        | 121            | 61           |
| 3M MUNI DIVISION                                 | 25            | 2                | 42         | 31         | 24         | 0        | 1        | 2         | 0        | 0        | 0        | 102            | 36           |
| 3X PATROL BUREAU HQ'S                            | 2             | 2                | 0          | 1          | 0          | 0        | 0        | 0         | 0        | 0        | 0        | 3              | 4            |
| 4T CRIME PREVENTION COMPANY                      | 20            | 6                | 25         | 15         | 17         | 0        | 0        | 6         | 0        | 0        | 0        | 69             | 27           |
| 5A INVESTIGATIONS BUREAU                         | 24            | 22               | 49         | 24         | 24         | 0        | 0        | 1         | 0        | 0        | 0        | 120            | 44           |
| 5L CRIME SCENE INVESTIGATIONS                    | 1             | 0                | 0          | 0          | 1          | 0        | 0        | 0         | 0        | 0        | 0        | 1              | 1            |
| 5N NARCOTICS                                     | 1             | 0                | 0          | 0          | 1          | 0        | 0        | 0         | 0        | 0        | 0        | 1              | 1            |
| 5S SPECIAL INVESTIGATIONS(INCL. GANG TASK FORCE) | 2             | 1                | 0          | 2          | 0          | 0        | 0        | 0         | 0        | 0        | 0        | 3              | 2            |
| 5T JUVENILE DIVISION                             | 14            | 0                | 8          | 10         | 8          | 0        | 0        | 0         | 0        | 0        | 0        | 26             | 14           |
| 5W DOMESTIC VIOLENCE UNIT                        | 1             | 0                | 0          | 1          | 0          | 0        | 0        | 0         | 0        | 0        | 0        | 1              | 1            |
| 5X DEPUTY CHIEF, INVESTIGATIONS                  | 1             | 1                | 0          | 0          | 0          | 0        | 0        | 0         | 0        | 0        | 0        | 1              | 1            |
| AB AIRPORT BUREAU                                | 12            | 2                | 5          | 10         | 3          | 0        | 0        | 1         | 0        | 0        | 0        | 21             | 13           |
| UK UNKNOWN ASSIGNMENT                            | 316           | 64               | 137        | 113        | 118        | 2        | 2        | 17        | 0        | 0        | 0        | 553            | 250          |
| <b>TOTALS</b>                                    | <b>862</b>    | <b>208</b>       | <b>713</b> | <b>567</b> | <b>578</b> | <b>7</b> | <b>6</b> | <b>65</b> | <b>0</b> | <b>0</b> | <b>0</b> | <b>2244</b>    | <b>1039</b>  |

**FINDINGS AND ALLEGATIONS CLOSED**

January, 2014 - December, 2014

THE POLICE COMMISSION  
**OFFICE OF CITIZEN COMPLAINTS**  
 CITY AND COUNTY OF SAN FRANCISCO



| NO FINDING       | ALLEGATION TYPES |           |           |           |          |          |          | SUBTL     |          |          |          | TOTAL     |
|------------------|------------------|-----------|-----------|-----------|----------|----------|----------|-----------|----------|----------|----------|-----------|
|                  | UF               | UA        | CRD       | ND        | RS       | SS       | D        |           | PRO      | POL      | TF       |           |
| January          | 0                | 1         | 1         | 4         | 0        | 0        | 0        | 6         | 0        | 0        | 0        | 6         |
| February         | 0                | 2         | 1         | 0         | 0        | 0        | 0        | 3         | 0        | 0        | 0        | 3         |
| March            | 0                | 1         | 2         | 0         | 0        | 0        | 0        | 3         | 0        | 0        | 0        | 3         |
| April            | 1                | 3         | 3         | 7         | 0        | 0        | 0        | 14        | 0        | 0        | 0        | 14        |
| May              | 1                | 1         | 2         | 3         | 0        | 0        | 0        | 7         | 0        | 0        | 0        | 7         |
| June             | 0                | 6         | 3         | 5         | 0        | 0        | 1        | 15        | 0        | 0        | 0        | 15        |
| July             | 1                | 2         | 4         | 3         | 0        | 0        | 0        | 10        | 0        | 0        | 0        | 10        |
| August           | 0                | 0         | 0         | 3         | 0        | 0        | 0        | 3         | 0        | 0        | 0        | 3         |
| September        | 1                | 4         | 3         | 3         | 0        | 0        | 1        | 12        | 0        | 0        | 0        | 12        |
| October          | 0                | 1         | 2         | 3         | 0        | 0        | 0        | 6         | 0        | 0        | 0        | 6         |
| November         | 0                | 3         | 3         | 0         | 0        | 0        | 1        | 7         | 0        | 0        | 0        | 7         |
| December         | 0                | 0         | 0         | 1         | 0        | 0        | 0        | 1         | 0        | 0        | 0        | 1         |
| <b>YTD TOTAL</b> | <b>4</b>         | <b>24</b> | <b>24</b> | <b>32</b> | <b>0</b> | <b>0</b> | <b>3</b> | <b>87</b> | <b>0</b> | <b>0</b> | <b>0</b> | <b>87</b> |

| NO FINDING/WITHDRAWN | ALLEGATION TYPES |          |           |           |          |          |          | SUBTL     |          |          |          | TOTAL     |
|----------------------|------------------|----------|-----------|-----------|----------|----------|----------|-----------|----------|----------|----------|-----------|
|                      | UF               | UA       | CRD       | ND        | RS       | SS       | D        |           | PRO      | POL      | TF       |           |
| January              | 0                | 1        | 1         | 1         | 0        | 0        | 0        | 3         | 0        | 0        | 0        | 3         |
| February             | 2                | 2        | 4         | 0         | 0        | 0        | 2        | 10        | 0        | 0        | 0        | 10        |
| March                | 0                | 1        | 3         | 1         | 0        | 0        | 0        | 5         | 0        | 0        | 0        | 5         |
| April                | 0                | 0        | 1         | 0         | 0        | 0        | 0        | 1         | 0        | 0        | 0        | 1         |
| May                  | 1                | 0        | 27        | 3         | 0        | 0        | 0        | 31        | 0        | 0        | 0        | 31        |
| June                 | 0                | 0        | 0         | 1         | 0        | 0        | 0        | 1         | 0        | 0        | 0        | 1         |
| July                 | 0                | 2        | 2         | 0         | 0        | 0        | 1        | 5         | 0        | 0        | 0        | 5         |
| August               | 0                | 0        | 1         | 0         | 0        | 0        | 0        | 1         | 0        | 0        | 0        | 1         |
| September            | 0                | 1        | 3         | 5         | 0        | 0        | 1        | 10        | 0        | 0        | 0        | 10        |
| October              | 0                | 2        | 2         | 3         | 0        | 0        | 0        | 7         | 0        | 0        | 0        | 7         |
| November             | 0                | 0        | 1         | 0         | 0        | 0        | 0        | 1         | 0        | 0        | 0        | 1         |
| <b>YTD TOTAL</b>     | <b>3</b>         | <b>9</b> | <b>45</b> | <b>14</b> | <b>0</b> | <b>0</b> | <b>4</b> | <b>75</b> | <b>0</b> | <b>0</b> | <b>0</b> | <b>75</b> |

**FINDINGS AND ALLEGATIONS CLOSED**

January, 2014 - December, 2014

THE POLICE COMMISSION  
**OFFICE OF CITIZEN COMPLAINTS**  
 CITY AND COUNTY OF SAN FRANCISCO



| NOT SUSTAINED    | ALLEGATION TYPES |            |            |            |          |          |           | SUBTL       |          |          |          | TOTAL       |
|------------------|------------------|------------|------------|------------|----------|----------|-----------|-------------|----------|----------|----------|-------------|
|                  | UF               | UA         | CRD        | ND         | RS       | SS       | D         |             | PRO      | POL      | TF       |             |
| January          | 16               | 19         | 27         | 22         | 0        | 0        | 1         | 85          | 0        | 0        | 0        | 85          |
| February         | 21               | 23         | 32         | 24         | 1        | 0        | 6         | 107         | 0        | 0        | 0        | 107         |
| March            | 6                | 10         | 32         | 22         | 0        | 1        | 5         | 76          | 0        | 0        | 0        | 76          |
| April            | 16               | 30         | 43         | 18         | 0        | 0        | 3         | 110         | 0        | 0        | 0        | 110         |
| May              | 30               | 22         | 31         | 25         | 0        | 0        | 3         | 111         | 0        | 0        | 0        | 111         |
| June             | 14               | 43         | 38         | 32         | 1        | 1        | 5         | 134         | 0        | 0        | 0        | 134         |
| July             | 20               | 34         | 57         | 18         | 2        | 1        | 5         | 137         | 0        | 0        | 0        | 137         |
| August           | 14               | 32         | 40         | 19         | 0        | 0        | 6         | 111         | 0        | 0        | 0        | 111         |
| September        | 21               | 19         | 38         | 19         | 0        | 1        | 3         | 101         | 0        | 0        | 0        | 101         |
| October          | 29               | 36         | 47         | 37         | 1        | 0        | 8         | 158         | 0        | 0        | 0        | 158         |
| November         | 8                | 35         | 26         | 18         | 1        | 3        | 4         | 95          | 0        | 0        | 0        | 95          |
| December         | 11               | 30         | 50         | 14         | 1        | 0        | 6         | 112         | 0        | 0        | 0        | 112         |
| <b>YTD TOTAL</b> | <b>206</b>       | <b>333</b> | <b>461</b> | <b>268</b> | <b>7</b> | <b>7</b> | <b>55</b> | <b>1337</b> | <b>0</b> | <b>0</b> | <b>0</b> | <b>1337</b> |

| PROPER CONDUCT   | ALLEGATION TYPES |            |           |           |          |          |          | SUBTL      |          |          |          | TOTAL      |
|------------------|------------------|------------|-----------|-----------|----------|----------|----------|------------|----------|----------|----------|------------|
|                  | UF               | UA         | CRD       | ND        | RS       | SS       | D        |            | PRO      | POL      | TF       |            |
| January          | 0                | 12         | 0         | 9         | 0        | 0        | 0        | 21         | 0        | 0        | 0        | 21         |
| February         | 0                | 21         | 0         | 16        | 0        | 0        | 0        | 37         | 0        | 0        | 0        | 37         |
| March            | 1                | 19         | 1         | 8         | 0        | 0        | 0        | 29         | 0        | 0        | 0        | 29         |
| April            | 0                | 25         | 2         | 11        | 0        | 0        | 0        | 38         | 0        | 0        | 0        | 38         |
| May              | 1                | 43         | 4         | 8         | 0        | 0        | 0        | 56         | 0        | 0        | 0        | 56         |
| June             | 0                | 20         | 0         | 4         | 0        | 0        | 0        | 24         | 0        | 0        | 0        | 24         |
| July             | 0                | 25         | 1         | 7         | 0        | 0        | 0        | 33         | 0        | 0        | 0        | 33         |
| August           | 0                | 33         | 0         | 4         | 0        | 0        | 0        | 37         | 0        | 0        | 0        | 37         |
| September        | 0                | 26         | 0         | 5         | 0        | 0        | 0        | 31         | 0        | 0        | 0        | 31         |
| October          | 3                | 35         | 1         | 2         | 0        | 0        | 0        | 41         | 0        | 0        | 0        | 41         |
| November         | 0                | 13         | 0         | 2         | 0        | 0        | 0        | 15         | 0        | 0        | 0        | 15         |
| December         | 1                | 21         | 1         | 7         | 0        | 0        | 0        | 30         | 0        | 0        | 0        | 30         |
| <b>YTD TOTAL</b> | <b>6</b>         | <b>293</b> | <b>10</b> | <b>83</b> | <b>0</b> | <b>0</b> | <b>0</b> | <b>392</b> | <b>0</b> | <b>0</b> | <b>0</b> | <b>392</b> |

**FINDINGS AND ALLEGATIONS CLOSED**

January, 2014 - December, 2014

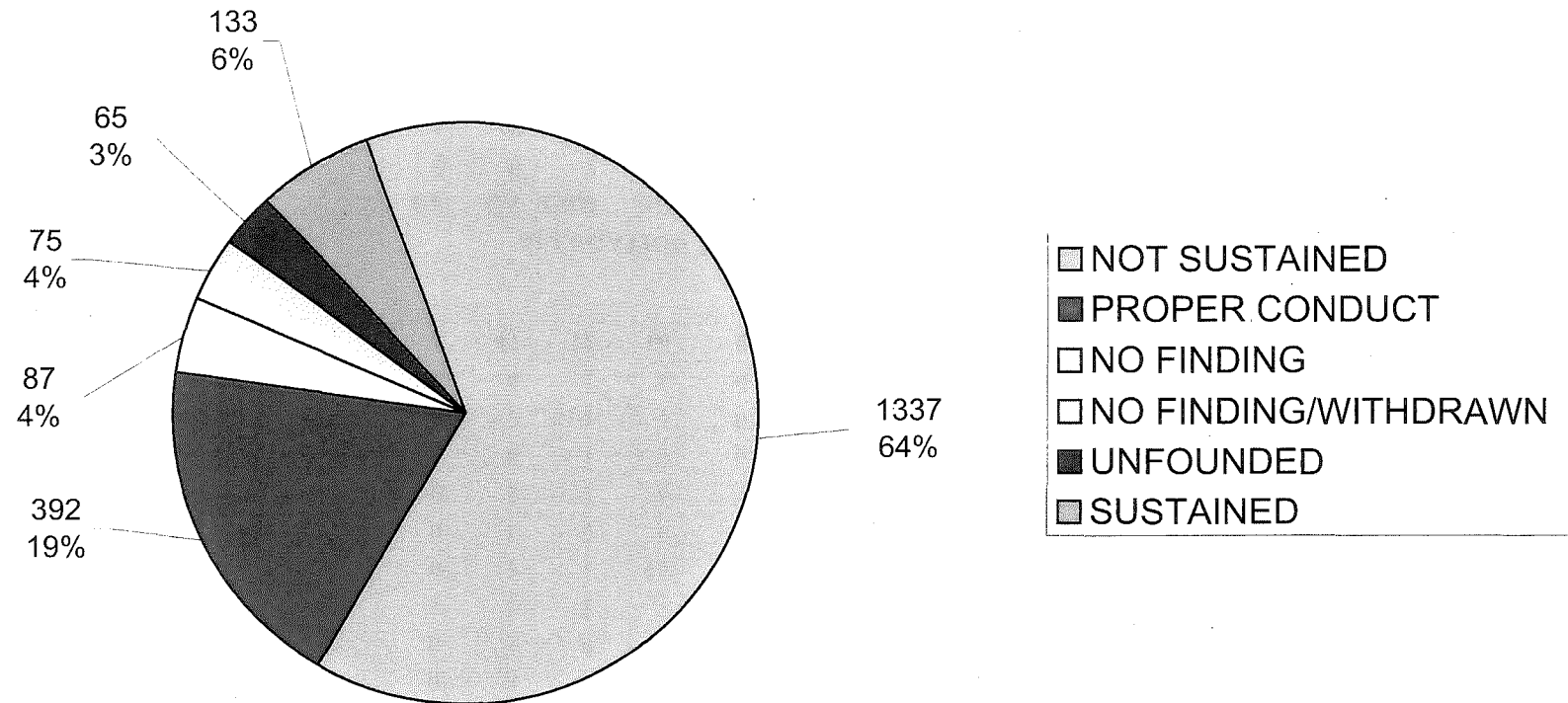
THE POLICE COMMISSION  
**OFFICE OF CITIZEN COMPLAINTS**  
 CITY AND COUNTY OF SAN FRANCISCO



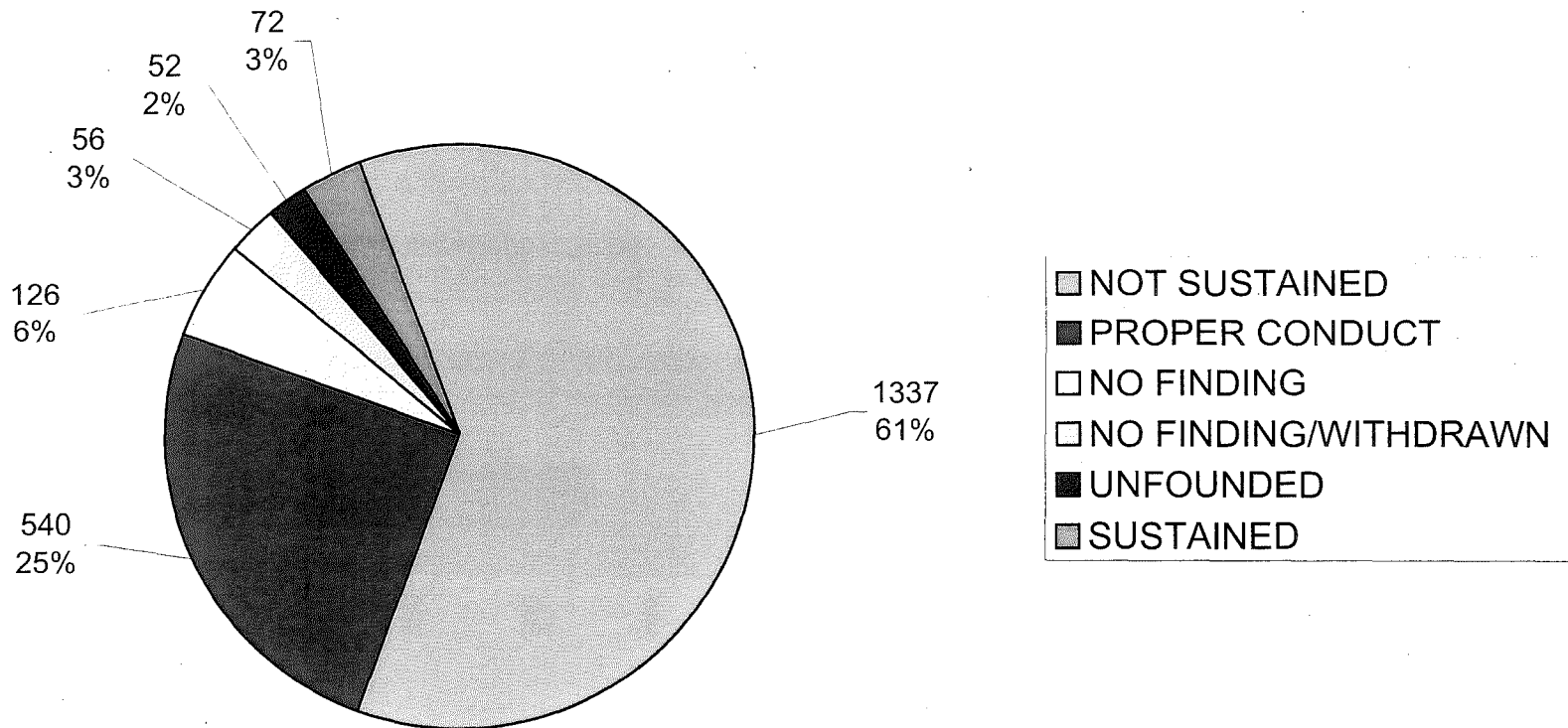
| SUSTAINED        | ALLEGATION TYPES |           |           |           |          |          |          | SUBTL      |          |          |          | TOTAL      |
|------------------|------------------|-----------|-----------|-----------|----------|----------|----------|------------|----------|----------|----------|------------|
|                  | UF               | UA        | CRD       | ND        | RS       | SS       | D        |            | PRO      | POL      | TF       |            |
| January          | 0                | 19        | 1         | 0         | 0        | 0        | 0        | 20         | 0        | 0        | 0        | 20         |
| February         | 0                | 0         | 1         | 2         | 0        | 0        | 0        | 3          | 0        | 0        | 0        | 3          |
| March            | 0                | 2         | 2         | 5         | 0        | 0        | 0        | 9          | 0        | 0        | 0        | 9          |
| April            | 0                | 0         | 1         | 2         | 0        | 0        | 0        | 3          | 0        | 0        | 0        | 3          |
| May              | 0                | 3         | 0         | 10        | 0        | 0        | 0        | 13         | 0        | 0        | 0        | 13         |
| June             | 1                | 1         | 1         | 7         | 0        | 1        | 1        | 12         | 0        | 0        | 0        | 12         |
| July             | 0                | 3         | 1         | 12        | 0        | 0        | 0        | 16         | 0        | 0        | 0        | 16         |
| August           | 0                | 1         | 0         | 6         | 0        | 0        | 0        | 7          | 0        | 0        | 0        | 7          |
| September        | 0                | 3         | 2         | 6         | 0        | 0        | 1        | 12         | 0        | 0        | 0        | 12         |
| October          | 3                | 8         | 1         | 9         | 0        | 0        | 0        | 21         | 0        | 0        | 0        | 21         |
| November         | 0                | 3         | 1         | 1         | 0        | 0        | 0        | 5          | 0        | 0        | 0        | 5          |
| December         | 0                | 4         | 1         | 6         | 0        | 0        | 1        | 12         | 0        | 0        | 0        | 12         |
| <b>YTD TOTAL</b> | <b>4</b>         | <b>47</b> | <b>12</b> | <b>66</b> | <b>0</b> | <b>1</b> | <b>3</b> | <b>133</b> | <b>0</b> | <b>0</b> | <b>0</b> | <b>133</b> |

| UNFOUNDED        | ALLEGATION TYPES |          |           |           |          |          |          | SUBTL     |          |          |          | TOTAL     |
|------------------|------------------|----------|-----------|-----------|----------|----------|----------|-----------|----------|----------|----------|-----------|
|                  | UF               | UA       | CRD       | ND        | RS       | SS       | D        |           | PRO      | POL      | TF       |           |
| January          | 0                | 0        | 2         | 0         | 0        | 0        | 0        | 2         | 0        | 0        | 0        | 2         |
| February         | 1                | 0        | 3         | 2         | 0        | 0        | 0        | 6         | 0        | 0        | 0        | 6         |
| March            | 0                | 0        | 0         | 1         | 0        | 0        | 0        | 1         | 0        | 0        | 0        | 1         |
| April            | 2                | 0        | 1         | 2         | 0        | 0        | 0        | 5         | 0        | 0        | 0        | 5         |
| May              | 0                | 2        | 2         | 4         | 0        | 0        | 0        | 8         | 0        | 0        | 0        | 8         |
| June             | 1                | 1        | 4         | 2         | 0        | 0        | 0        | 8         | 0        | 0        | 0        | 8         |
| July             | 0                | 3        | 4         | 3         | 0        | 0        | 0        | 10        | 0        | 0        | 0        | 10        |
| August           | 0                | 0        | 5         | 0         | 0        | 0        | 0        | 5         | 0        | 0        | 0        | 5         |
| September        | 0                | 0        | 0         | 3         | 0        | 0        | 0        | 3         | 0        | 0        | 0        | 3         |
| October          | 2                | 3        | 1         | 5         | 0        | 0        | 0        | 11        | 0        | 0        | 0        | 11        |
| November         | 0                | 0        | 1         | 1         | 0        | 0        | 0        | 2         | 0        | 0        | 0        | 2         |
| December         | 0                | 0        | 0         | 4         | 0        | 0        | 0        | 4         | 0        | 0        | 0        | 4         |
| <b>YTD TOTAL</b> | <b>6</b>         | <b>9</b> | <b>23</b> | <b>27</b> | <b>0</b> | <b>0</b> | <b>0</b> | <b>65</b> | <b>0</b> | <b>0</b> | <b>0</b> | <b>65</b> |

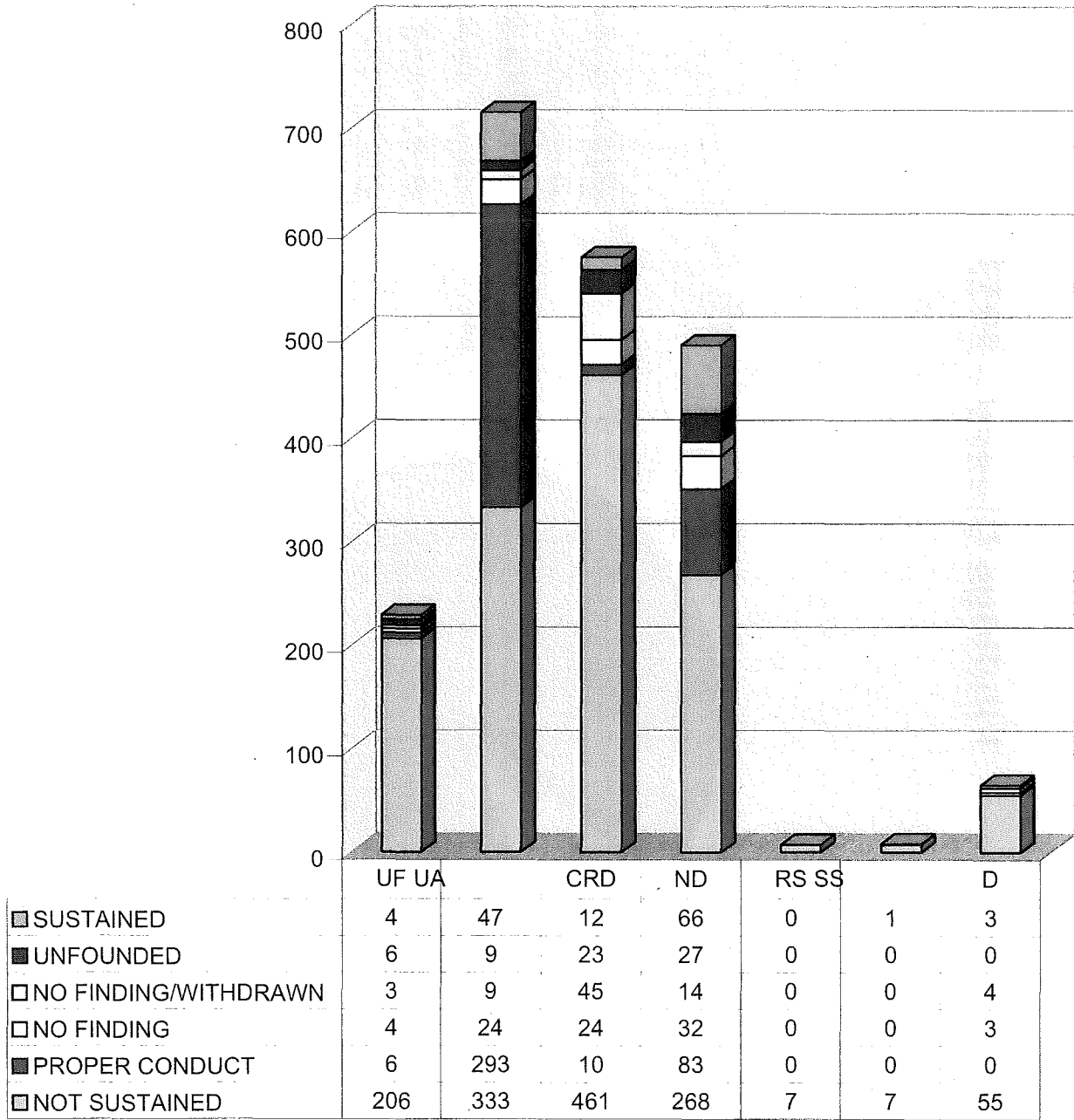
## Findings Closed - 2014



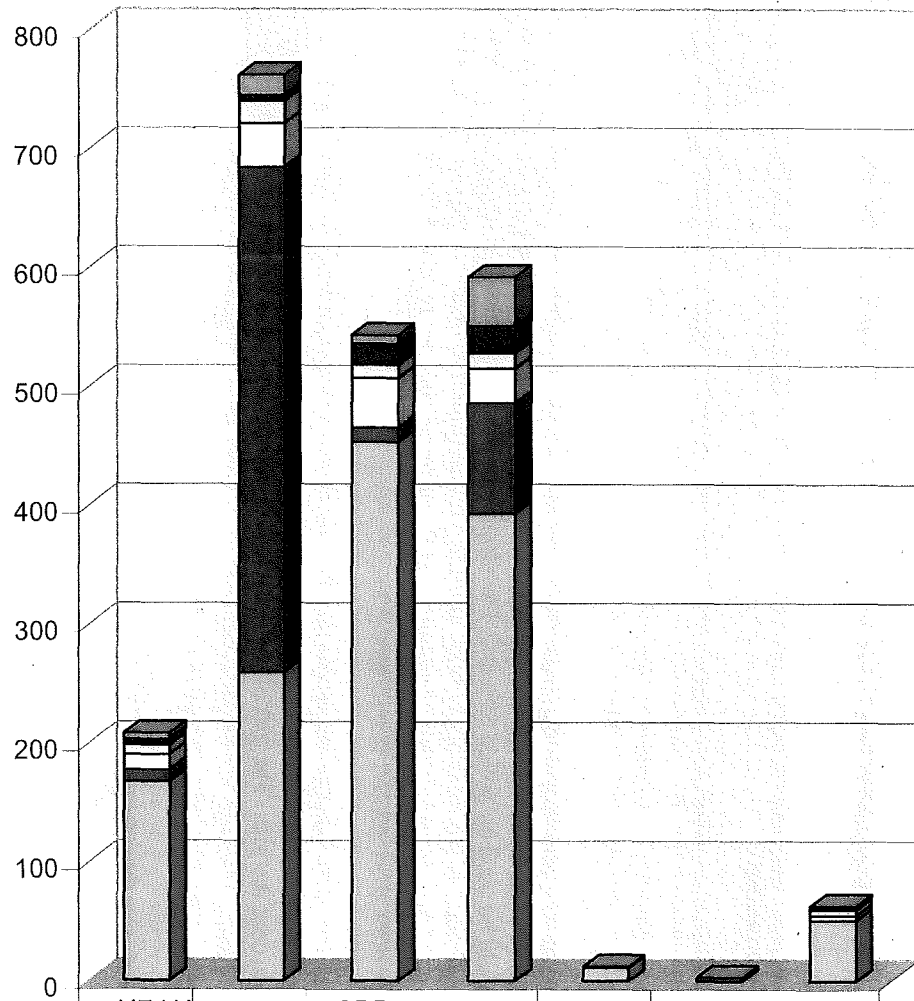
## Findings Closed - 2013



## Findings and Allegations Closed - 2014



## Findings and Allegations Closed - 2013



|                        | UF UA | CRD | ND  | RS SS | D  |
|------------------------|-------|-----|-----|-------|----|
| ■ SUSTAINED            | 5     | 7   | 41  | 0     | 2  |
| ■ UNFOUNDED            | 5     | 18  | 23  | 0     | 1  |
| □ NO FINDING/WITHDRAWN | 8     | 11  | 13  | 0     | 5  |
| □ NO FINDING           | 13    | 42  | 29  | 1     | 4  |
| ■ PROPER CONDUCT       | 10    | 12  | 93  | 0     | 0  |
| □ NOT SUSTAINED        | 167   | 453 | 393 | 11    | 51 |



## Policy Recommendations – First Quarter 2014

| Case No. | Allegation      | Policy Recommendation                                                                                                                                                                                                                                                                                                                                                                                                                                                                                                                                                                                                                                                                                                                                                                                                                                                                                                                                                                                                                                                                                                                                                                                                                                                                                                                                                                                                                                                                                                                                                                                                                                                                                                                                                                                                                                                                                                                                                                                                                                                                                                                                                                                                                                                                                                                                                                                                                                                                                                                                                                                                                                                                                                                                                                                                                 |
|----------|-----------------|---------------------------------------------------------------------------------------------------------------------------------------------------------------------------------------------------------------------------------------------------------------------------------------------------------------------------------------------------------------------------------------------------------------------------------------------------------------------------------------------------------------------------------------------------------------------------------------------------------------------------------------------------------------------------------------------------------------------------------------------------------------------------------------------------------------------------------------------------------------------------------------------------------------------------------------------------------------------------------------------------------------------------------------------------------------------------------------------------------------------------------------------------------------------------------------------------------------------------------------------------------------------------------------------------------------------------------------------------------------------------------------------------------------------------------------------------------------------------------------------------------------------------------------------------------------------------------------------------------------------------------------------------------------------------------------------------------------------------------------------------------------------------------------------------------------------------------------------------------------------------------------------------------------------------------------------------------------------------------------------------------------------------------------------------------------------------------------------------------------------------------------------------------------------------------------------------------------------------------------------------------------------------------------------------------------------------------------------------------------------------------------------------------------------------------------------------------------------------------------------------------------------------------------------------------------------------------------------------------------------------------------------------------------------------------------------------------------------------------------------------------------------------------------------------------------------------------------|
| A.       | Neglect of Duty | <p>The complainant alleged that the Department failed to disclose a \$100,000 gift from a venture capitalist and sixty (60) laptop computers donated by a computer manufacturing corporation in violation of the disclosure requirements established by the California Fair Political Practices Commission (FPPC).</p> <p>The OCC investigation determined the Department did not receive the \$100,000 cash gift from the venture capitalist. Instead, the money went from the venture capitalist to a mobile application developer to develop technology in mobile devices that would be used by police officers. Development of the technological application would allow officers to build investigative case files in the field rather than returning to the station in order to prepare them. The company developed a prototype, but as of the closure of this complaint, the Department had not received the prototype. Thus, the Department's reporting obligations have not yet been triggered.</p> <p>Concerning a gift of sixty laptops, the SFPD notified the Police Commission of the gift of the sixty laptop computers at the July 11, 2012 Police Commission meeting. The Police Commission approved a recommendation to the Board of Supervisors to accept the gift. The gift of the sixty laptop computers has subsequently been listed (around August 2013) on the SFPD website, although the Department did not initially post the gift to its website. The SFPD has now included on its website a section entitled Department Gifts and Donations list and has included donations from 2010-2013.</p> <p>The investigation also determined that DGO 2.01, titled "General Rules of Conduct," Section 27 (Gifts, Compensation, Rewards) did not adequately address the Department's obligations concerning gifts. On January 23, 2014 the SFPD issued Department Bulletin 14-026 (Protocol and Form for accepting Gifts, Compensation, Rewards). This Department Bulletin updated the Department's procedures by setting forth the San Francisco Administrative Code's requirements for accepting a gift. Pursuant to this Department Bulletin, officers are required to use the Donor Disclosure/Gift Acknowledgement Form, obtain permission to accept the gift by the Police Commission, and for gifts over \$10,000, obtain Board of Supervisor approval. Officers are also required to complete all mandated paperwork, including the State's Fair Political Practice Commission Form 801. Last, all gifts once approved shall be posted on the Department's website.</p> <p>The OCC concluded that the conduct alleged in the complaint was the result of a policy failure and that the Department has since enhanced its procedures to comply with applicable rules governing the acceptance of gifts.</p> |

## Policy Recommendations – First Quarter 2014

| Case No. | Allegation | Policy Recommendation                                                                                                                                                                                                                                                                                                                                                                                                                                                                                                                                                                                                                                                                                                                                                                                                                                                                                                                                                                                                                                                                                                                                                                                                                                                                                                                                                                                                                                                                                                                                                                                                                                                                                                                                                                                                                                                                                                       |
|----------|------------|-----------------------------------------------------------------------------------------------------------------------------------------------------------------------------------------------------------------------------------------------------------------------------------------------------------------------------------------------------------------------------------------------------------------------------------------------------------------------------------------------------------------------------------------------------------------------------------------------------------------------------------------------------------------------------------------------------------------------------------------------------------------------------------------------------------------------------------------------------------------------------------------------------------------------------------------------------------------------------------------------------------------------------------------------------------------------------------------------------------------------------------------------------------------------------------------------------------------------------------------------------------------------------------------------------------------------------------------------------------------------------------------------------------------------------------------------------------------------------------------------------------------------------------------------------------------------------------------------------------------------------------------------------------------------------------------------------------------------------------------------------------------------------------------------------------------------------------------------------------------------------------------------------------------------------|
| None     | None       | <p>The OCC recommended that the Department adopt written procedures and provide training on officer-initiated driver incapacity proceedings. Vehicle Code § 21061 permits an officer to issue a notice of Department of Motor Vehicle re-examination to a driver who shows signs of mental or physical incapacity while committing a traffic violation.</p> <p>Because officers must comply with evidentiary and notice requirements to initiate the DMV priority re-examination proceeding and OCC investigations have determined that some officers have initiated these proceedings without cause, the OCC made the following recommendations:</p> <ol style="list-style-type: none"> <li>1. Require a supervisor's authorization to initiate DMV re-examination of a driver (for both priority re-examination and non-priority re-examination).</li> <li>2. Require the officer initiating the DMV re-examination proceeding to book into evidence a copy of officer's completed and signed DMV re-examination form.</li> <li>3. Require the officer initiating the DMV re-examination proceeding to document in an incident report the following information:             <ol style="list-style-type: none"> <li>a. the factual basis for the re-examination,</li> <li>b. the time, date, and manner in which the officer provided the driver a written copy of the DMV re-examination form,</li> <li>c. the supervisor who authorized the DMV re-examination; and</li> <li>d. that the officer booked into evidence a copy of the DMV re-examination form.</li> </ol> </li> <li>4. Issue a priority A Department Bulletin immediately that states the legal standard and notice requirements to initiate a DMV priority re-examination of a driver and includes the three procedures described above.</li> </ol> <p>Provide training to all officers and recruits consistent with the above-mentioned procedures.</p> |
|          |            |                                                                                                                                                                                                                                                                                                                                                                                                                                                                                                                                                                                                                                                                                                                                                                                                                                                                                                                                                                                                                                                                                                                                                                                                                                                                                                                                                                                                                                                                                                                                                                                                                                                                                                                                                                                                                                                                                                                             |

## Policy Recommendations – Second Quarter 2014

| Case No. | Allegation      | Policy Recommendation                                                                                                                                                                                                                                                                                                                                                                                                                                                                                                                                                                                                                                                                                                                                                                                                                                                                                                                                                                                                                                                                                      |
|----------|-----------------|------------------------------------------------------------------------------------------------------------------------------------------------------------------------------------------------------------------------------------------------------------------------------------------------------------------------------------------------------------------------------------------------------------------------------------------------------------------------------------------------------------------------------------------------------------------------------------------------------------------------------------------------------------------------------------------------------------------------------------------------------------------------------------------------------------------------------------------------------------------------------------------------------------------------------------------------------------------------------------------------------------------------------------------------------------------------------------------------------------|
| A.       | Neglect of Duty | <p>The complainant, who was the victim of a sexual assault, alleged that the named officer failed to respond to her phone calls and e-mails concerning the status of the investigation. The complainant did not learn about the District Attorney's decision not to prosecute the case until many months later, and only after the complainant called the Special Victims Unit several times requesting an update.</p> <p>There is no written Department policy that imposes an affirmative duty upon San Francisco Police Department members of the Investigation Bureau or Special Victims Unit to maintain regular contact with a victim in a case under investigation. There is also no written Department policy that requires San Francisco Police Department members of the Investigation Bureau or Special Victims Unit to notify a victim of the disposition of the victim's case. The Office of Citizen Complaints recommends that written procedures be adopted that require regular status updates with crime victims whose cases are under San Francisco Police Department investigation.</p> |

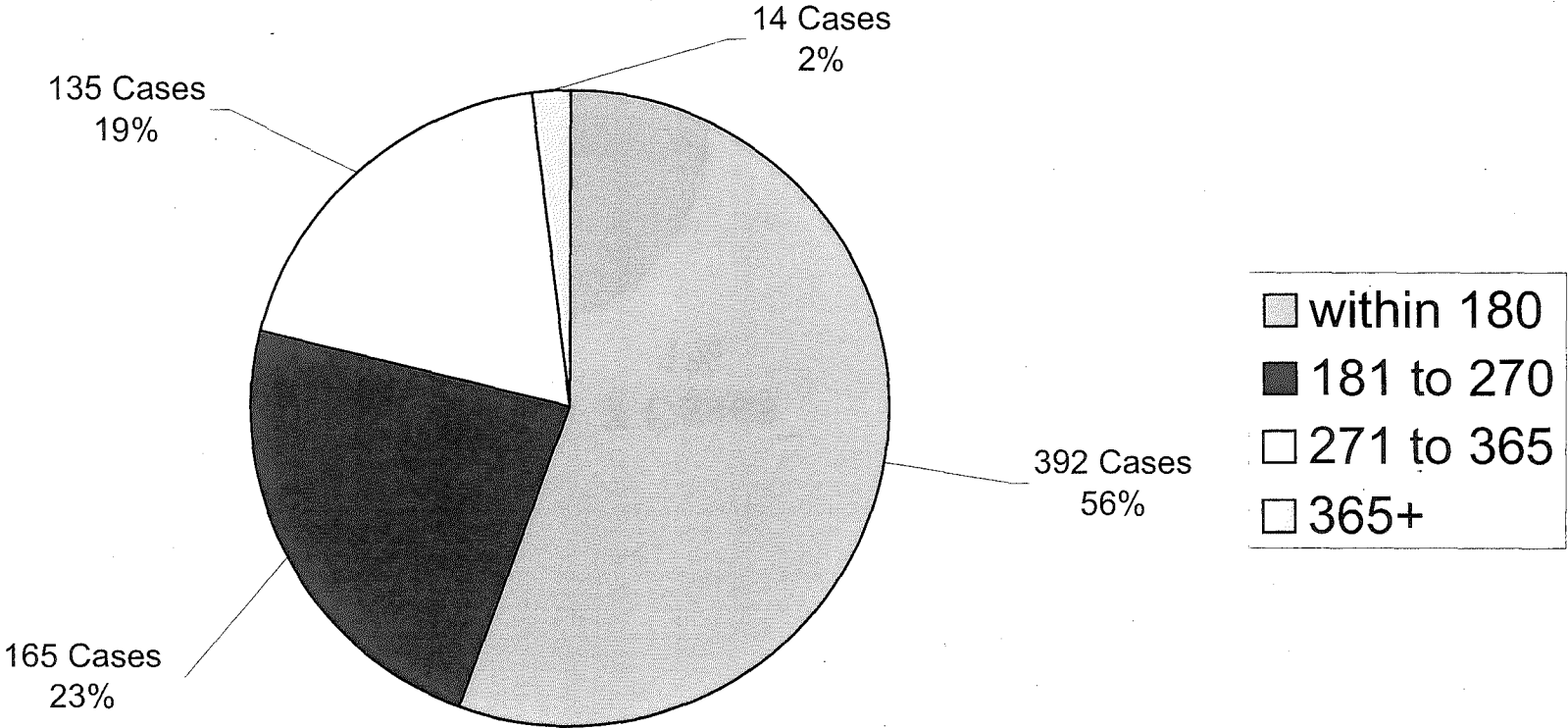
## POLICY RECOMMENDATIONS – 3rd QUARTER 2014

| Case No. | Type of Allegation | Policy Recommendation                                                                                                                                                                                                                                                                                                                                                                                                                                                                                                                                                                                                                                                                                                                                                                  |
|----------|--------------------|----------------------------------------------------------------------------------------------------------------------------------------------------------------------------------------------------------------------------------------------------------------------------------------------------------------------------------------------------------------------------------------------------------------------------------------------------------------------------------------------------------------------------------------------------------------------------------------------------------------------------------------------------------------------------------------------------------------------------------------------------------------------------------------|
| A        | Neglect of Duty    | <p>During the investigation of a complaint involving a traffic stop, evidence suggested that officers in a specialized unit failed to make Traffic Stop Data Collection Program (E585) entries for 76% of the vehicle stops they made. The sergeant supervising this specialized unit stated that he was unable to access the E585 entries made by the officers he supervised and thus could not determine whether the officers were complying with Department requirements concerning traffic stop data collection.</p> <p>The OCC recommends that the Department require supervisors of specialized units to compare E585 entries of their subordinates with the number of traffic stops that subordinates make and report regularly on compliance rates to the Chief of Police.</p> |

**POLICY RECOMMENDATIONS – 4th QUARTER 2014**

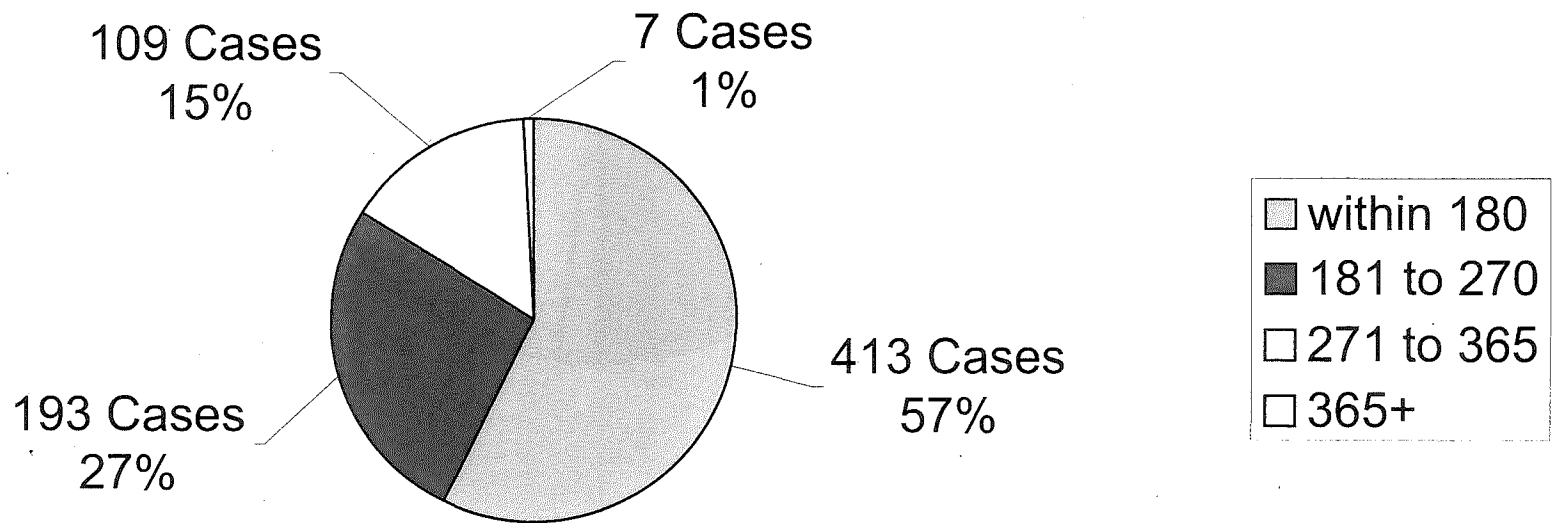
| Case No. | Type of Allegation | Policy Recommendation                                                                           |
|----------|--------------------|-------------------------------------------------------------------------------------------------|
| -        | -                  | There were no cases resulting in a policy failure recommendation in the fourth quarter of 2014. |

# Days to Close - Cases Closed 2014



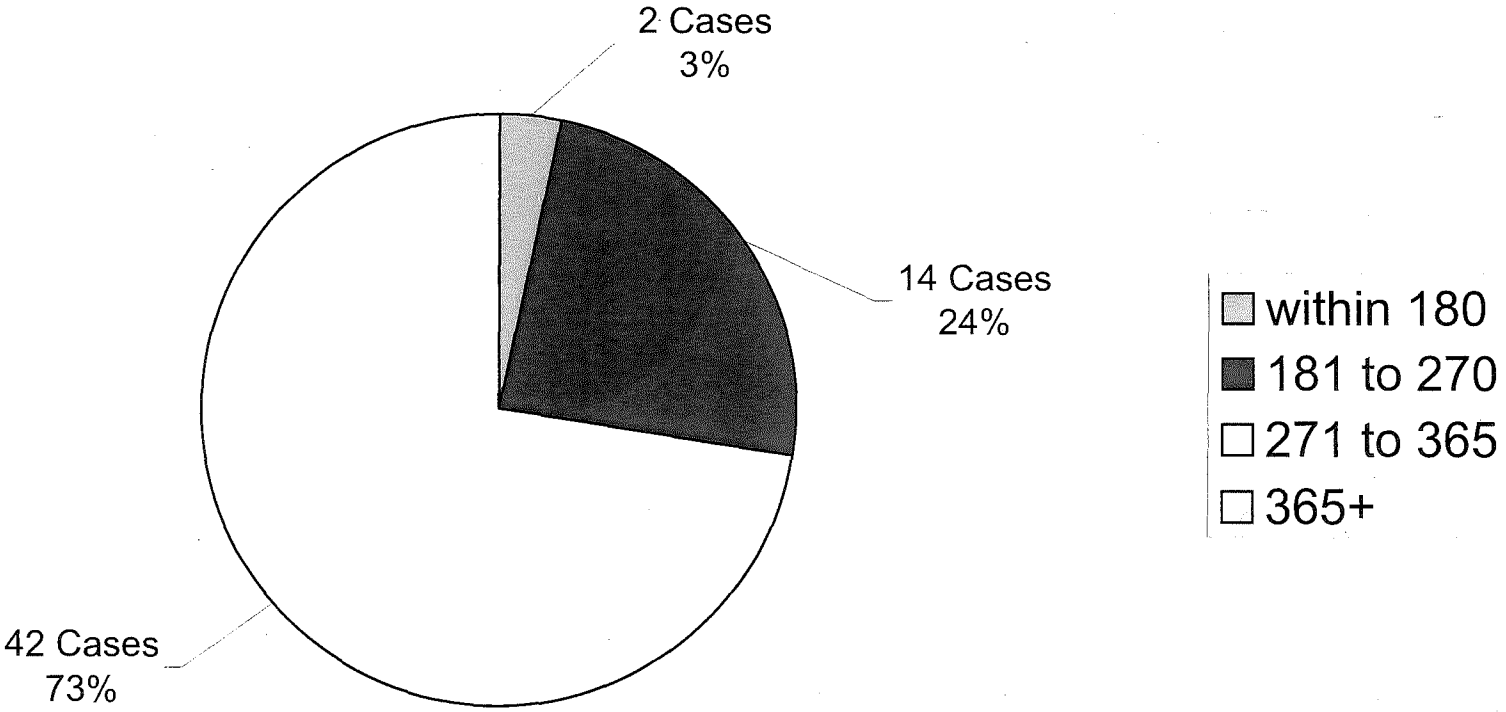
Average Days to Close: 163

## Days to Close - Cases Closed 2013



Average Days to Close: 156

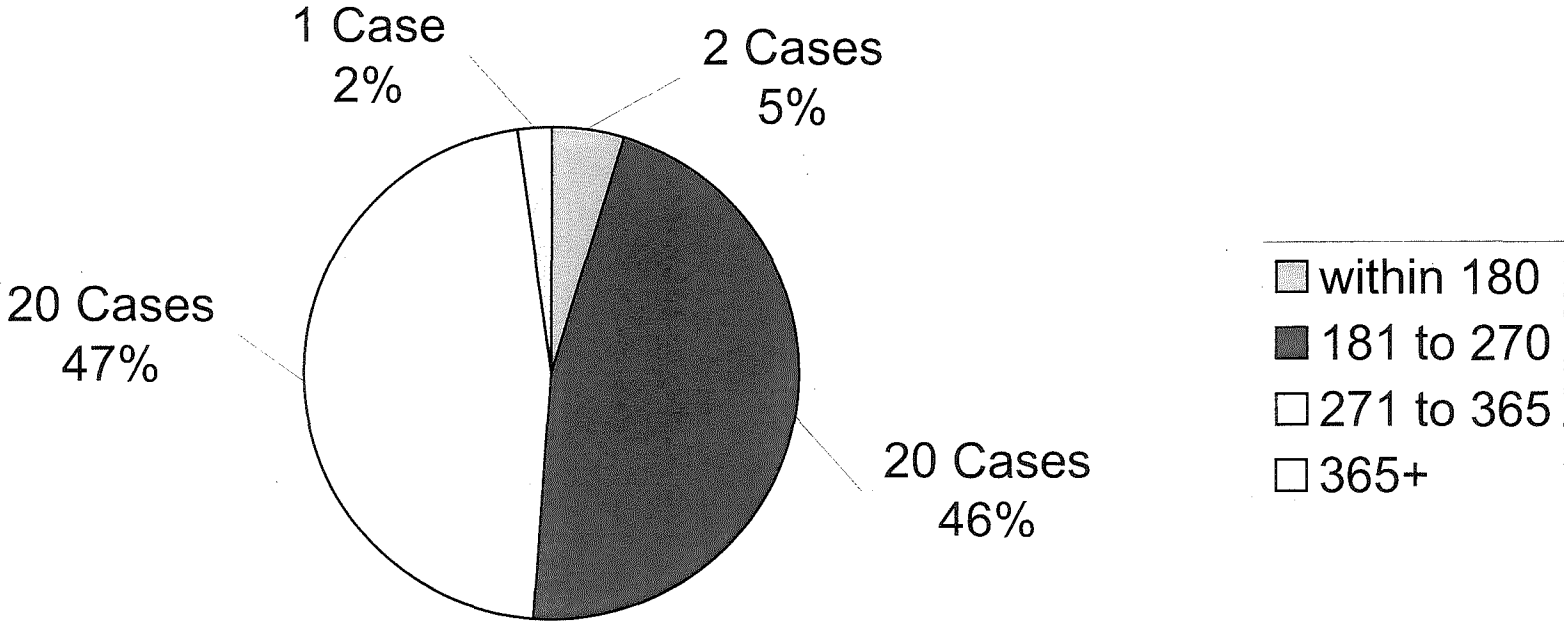
# Days to Close - Cases Sustained 2014



Average Days to Close: 298

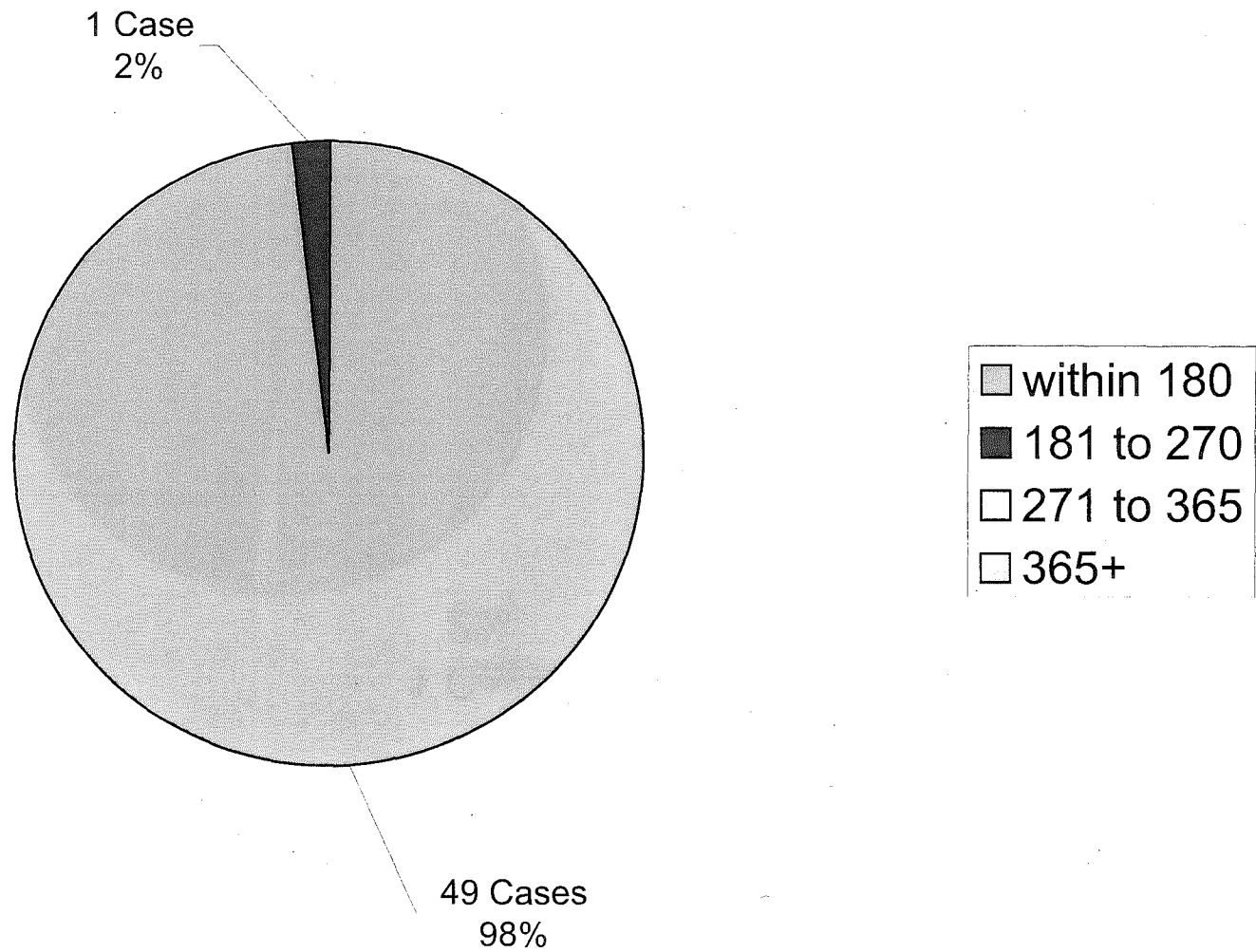


# Days to Close - Cases Sustained 2013



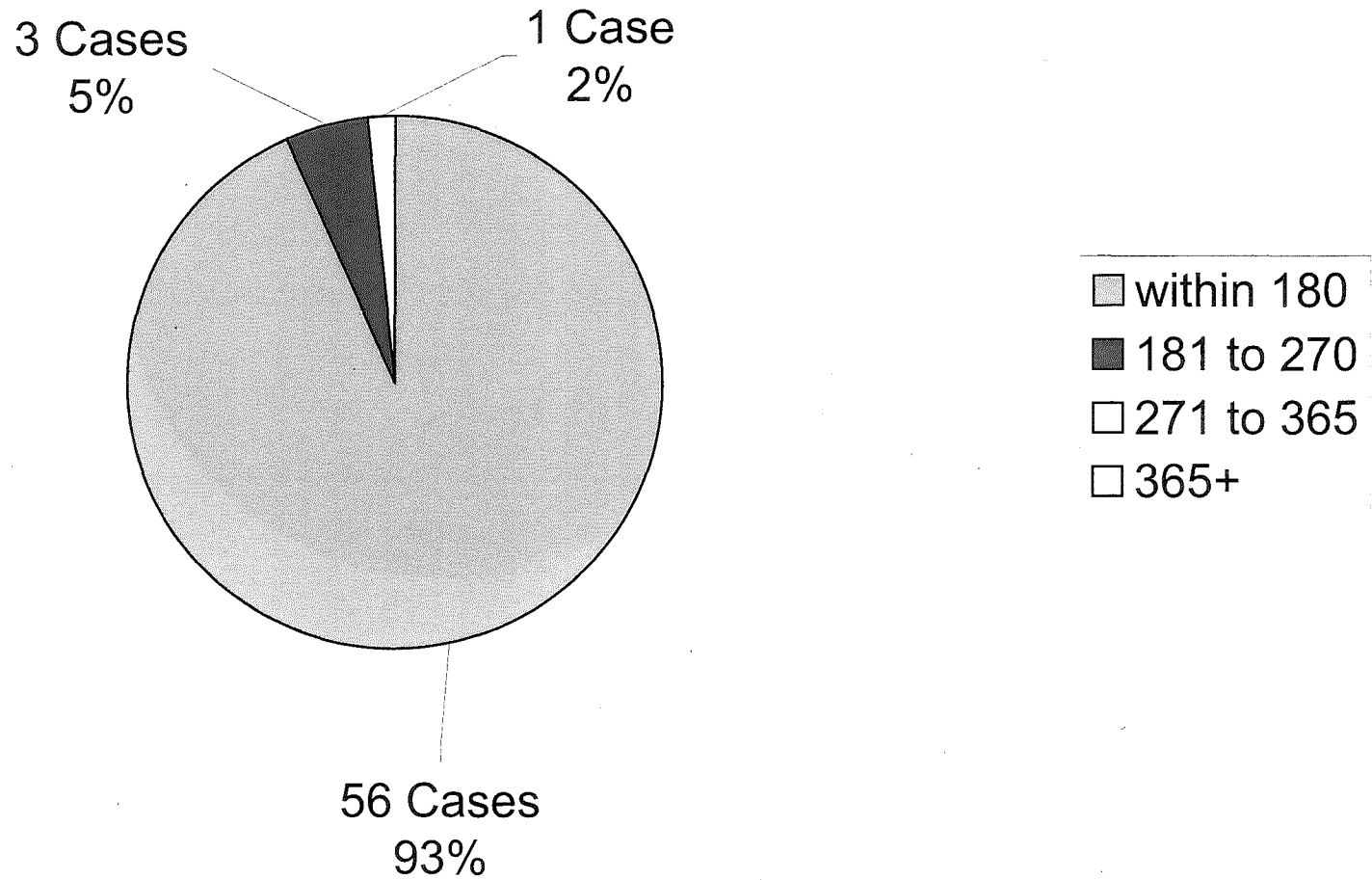
Average Days to Close: 280

## Days to Close - Cases Mediated 2014



Average Days to Close: 79

## Days to Close - Cases Mediated 2013



Average Days to Close: 99

**INVESTIGATIVE HEARINGS AND MEDIATIONS**

January 2014 - December 2014

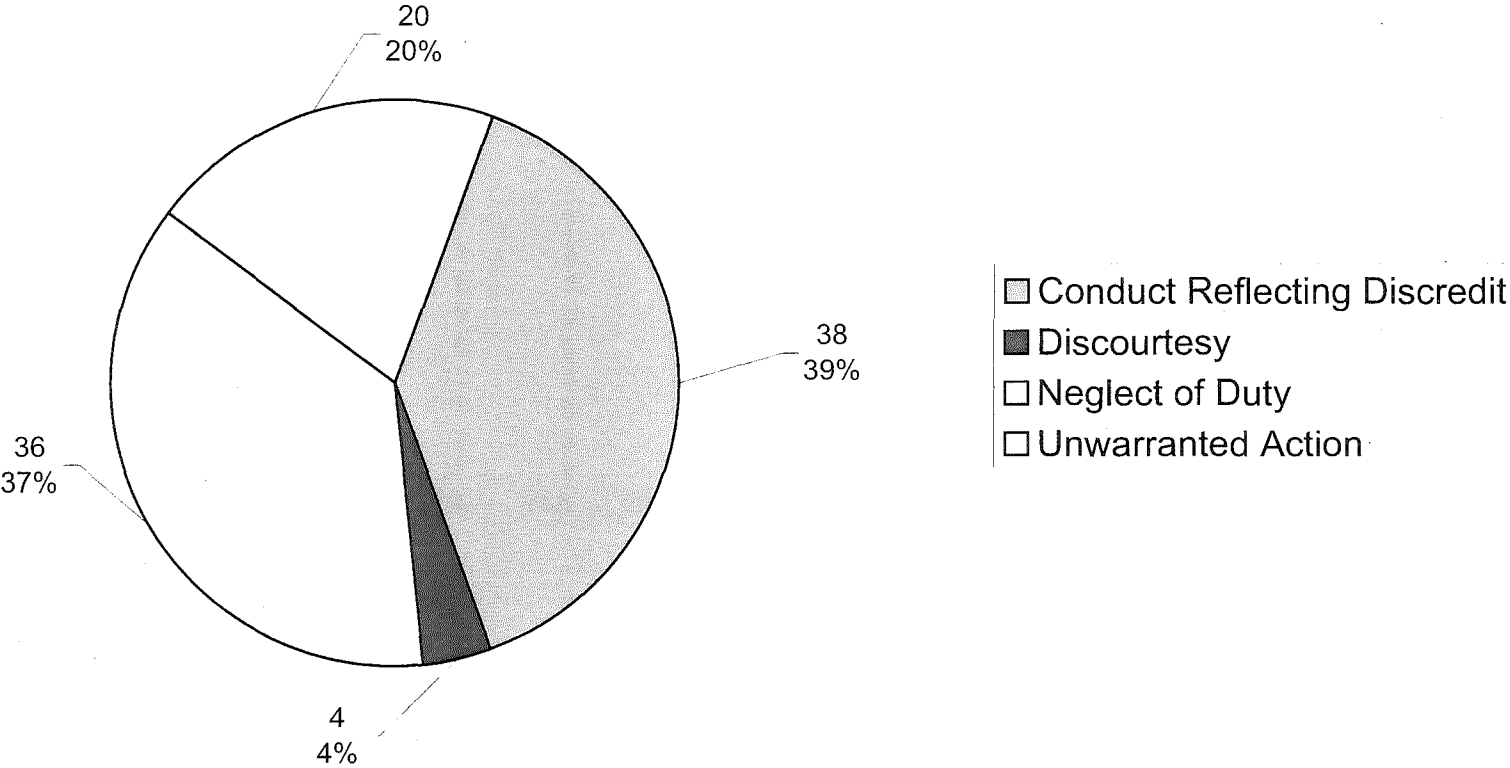
THE POLICE COMMISSION  
 OFFICE OF CITIZEN COMPLAINTS  
 CITY AND COUNTY OF SAN FRANCISCO



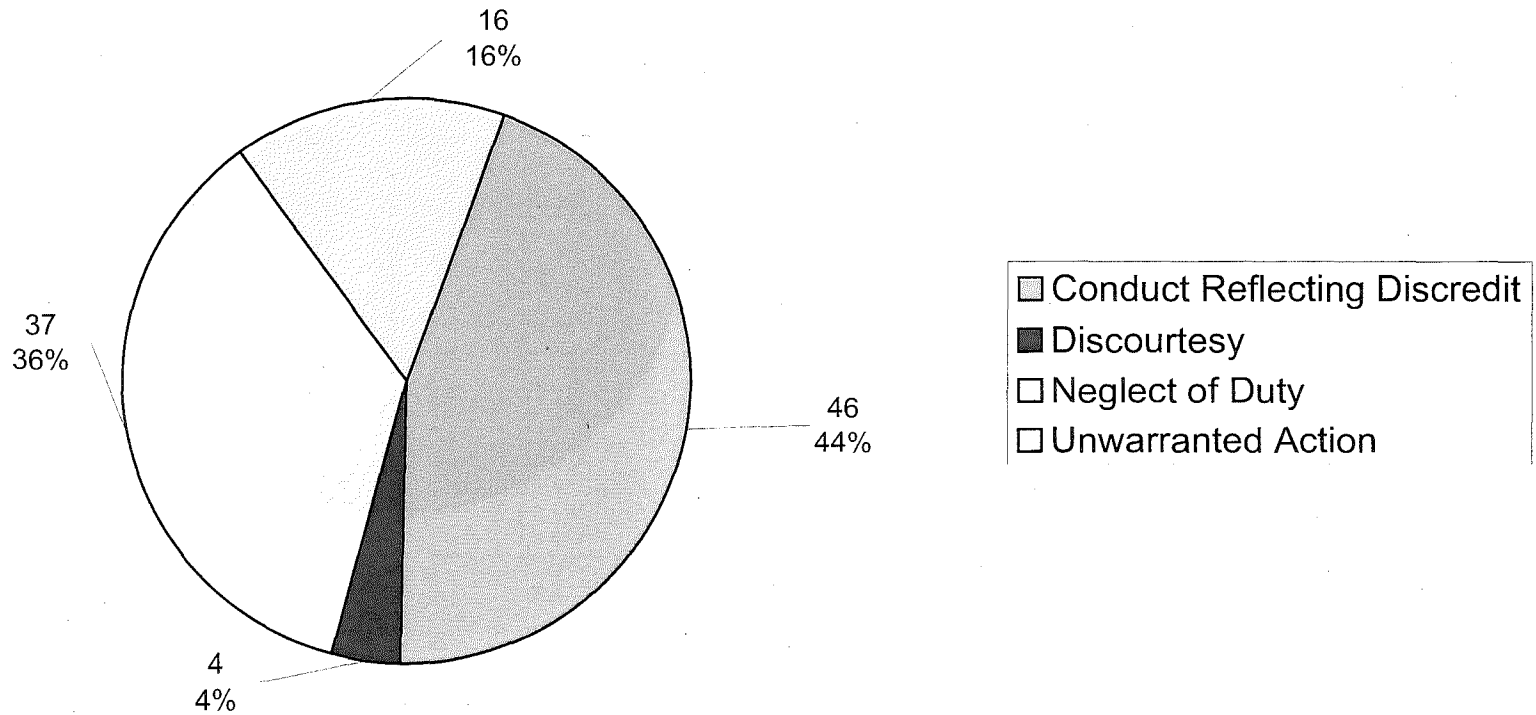
| INVESTIGATIVE HEARINGS | JAN | FEB | MAR | APR | MAY | JUN | JUL | AUG | SEP | OCT | NOV | DEC | YTD |
|------------------------|-----|-----|-----|-----|-----|-----|-----|-----|-----|-----|-----|-----|-----|
| REQUESTS FOR HEARING   | 3   | 4   | 6   | 3   | 6   | 4   | 6   | 4   | 2   | 3   | 5   | 3   | 49  |
| HEARINGS GRANTED       | 0   | 0   | 0   | 0   | 0   | 0   | 0   | 0   | 0   | 0   | 0   | 0   | 0   |
| REQUESTS DENIED        | 2   | 4   | 6   | 3   | 5   | 4   | 6   | 4   | 2   | 3   | 4   | 3   | 46  |
| HEARINGS PENDING       | 0   | 0   | 0   | 0   | 0   | 0   | 0   | 0   | 0   | 0   | 0   | 0   | 0   |
| HEARINGS HELD          | 0   | 0   | 0   | 0   | 0   | 0   | 0   | 0   | 0   | 0   | 0   | 0   | 0   |
| REOPENED               | 0   | 0   | 0   | 0   | 0   | 0   | 0   | 0   | 0   | 0   | 0   | 0   | 0   |

| MEDIATIONS              | JAN | FEB | MAR | APR | MAY | JUN | JUL | AUG | SEP | OCT | NOV | DEC | YTD |
|-------------------------|-----|-----|-----|-----|-----|-----|-----|-----|-----|-----|-----|-----|-----|
| New Eligible Cases      | 19  | 8   | 15  | 8   | 13  | 5   | 10  | 25  | 12  | 16  | 10  | 16  | 157 |
| Cases Mediated          | 6   | 6   | 5   | 3   | 5   | 5   | 3   | 3   | 3   | 6   | 3   | 2   | 50  |
| Officers Ineligible     | 3   | 3   | 2   | 3   | 4   | 3   | 0   | 2   | 3   | 1   | 0   | 0   | 24  |
| Officers Offered        | 17  | 4   | 13  | 9   | 9   | 4   | 14  | 27  | 9   | 20  | 9   | 8   | 143 |
| Officers Declined *     | 0   | 2   | 0   | 2   | 0   | 1   | 2   | 0   | 0   | 1   | 0   | 0   | 8   |
| Complainants Offered    | 14  | 3   | 8   | 7   | 8   | 4   | 11  | 22  | 9   | 15  | 9   | 7   | 117 |
| Complainants Declined * | 1   | 4   | 0   | 4   | 5   | 3   | 2   | 5   | 4   | 9   | 11  | 2   | 50  |
| Cases Returned          | 4   | 9   | 3   | 8   | 8   | 6   | 4   | 7   | 7   | 11  | 14  | 2   | 83  |
| Mediations Pending *    | 5   | 2   | 2   | 2   | 2   | 5   | 0   | 3   | 5   | 2   | 2   | 3   | 3   |

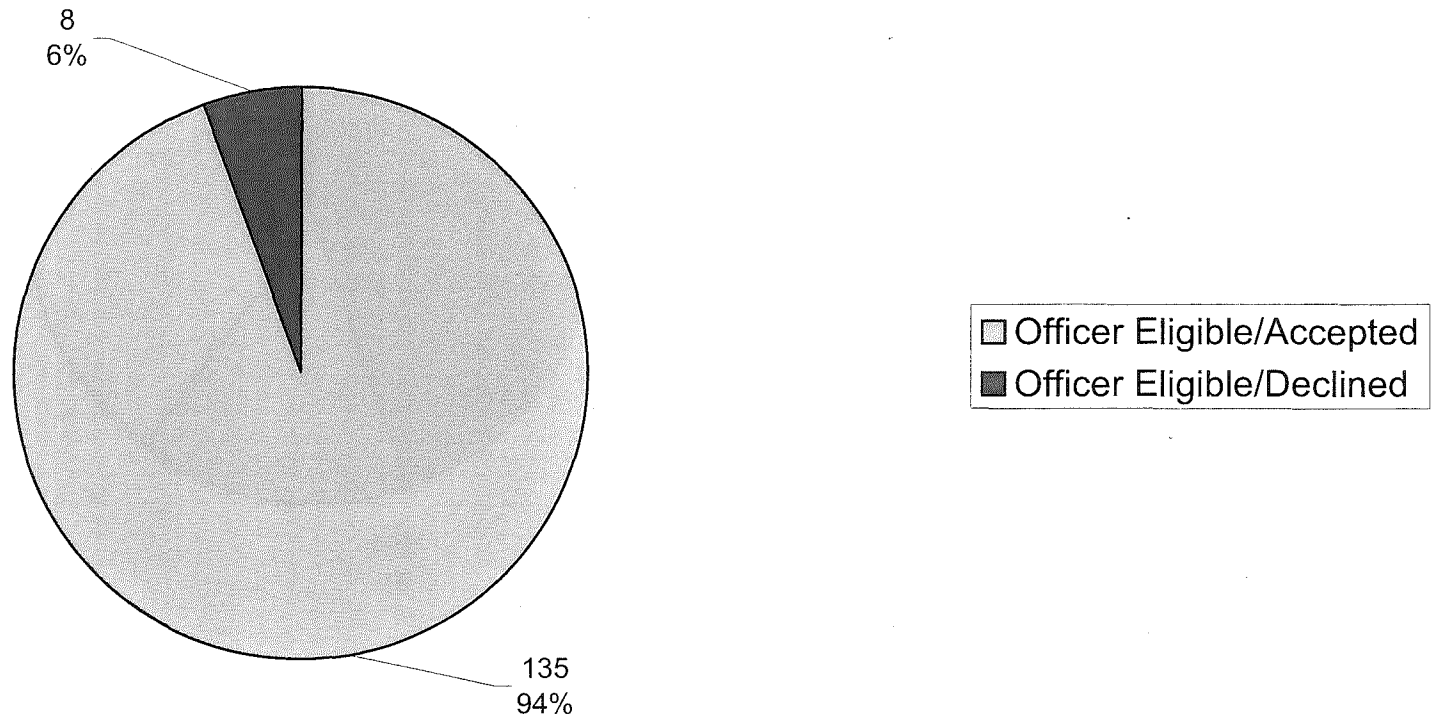
# Allegations in Mediated Cases - 2014



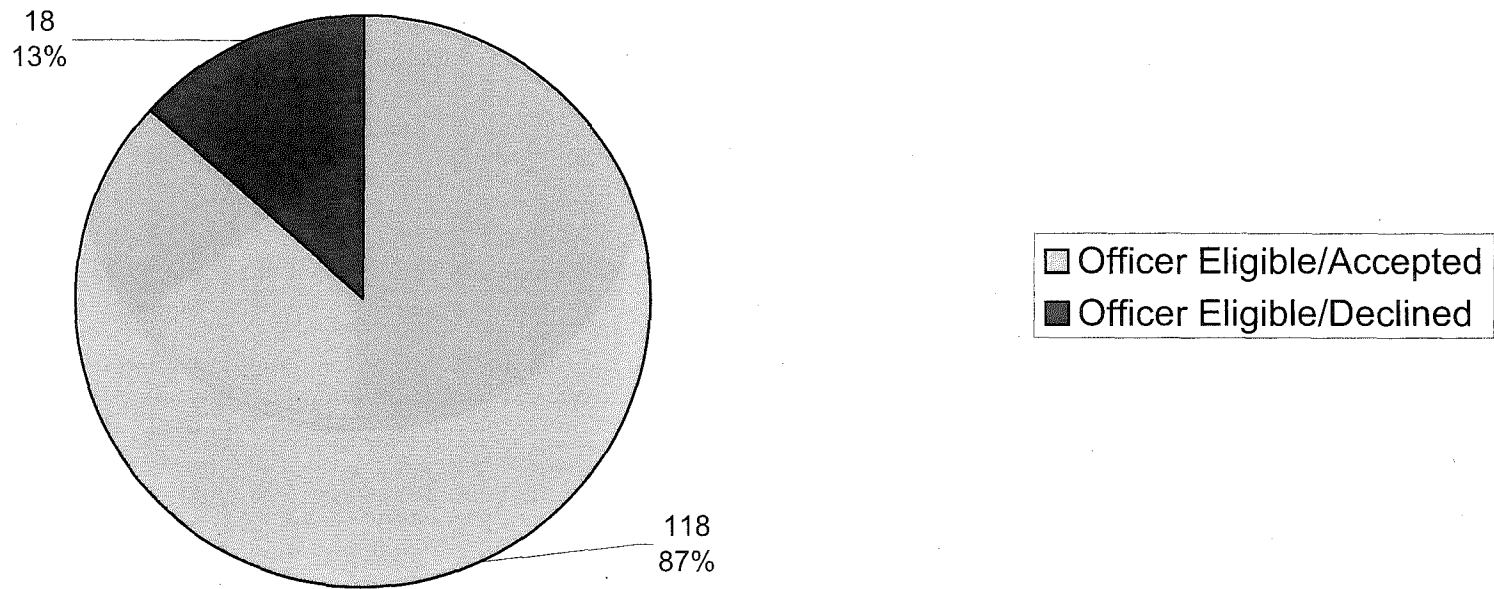
## Allegations in Mediated Cases - 2013



## Eligible Officer Acceptance in Potential Mediations - 2014

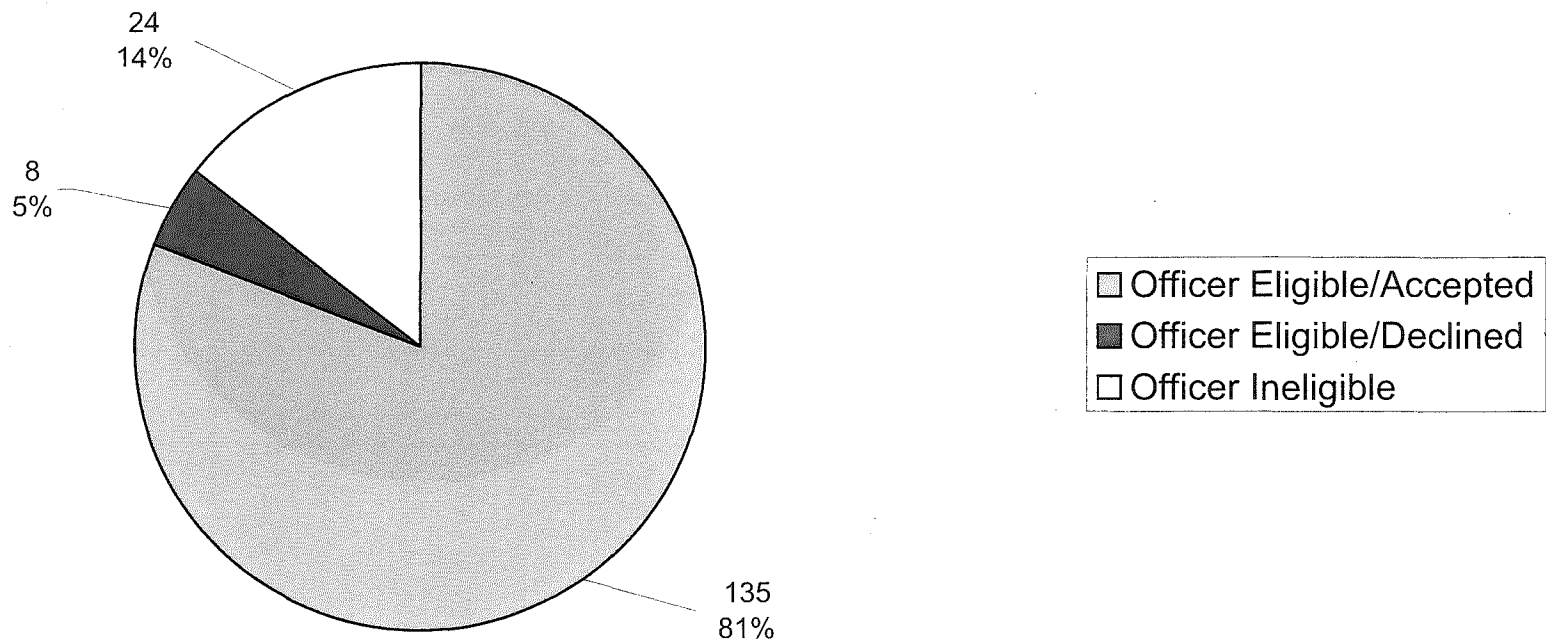


## Eligible Officer Acceptance in Potential Mediations - 2013

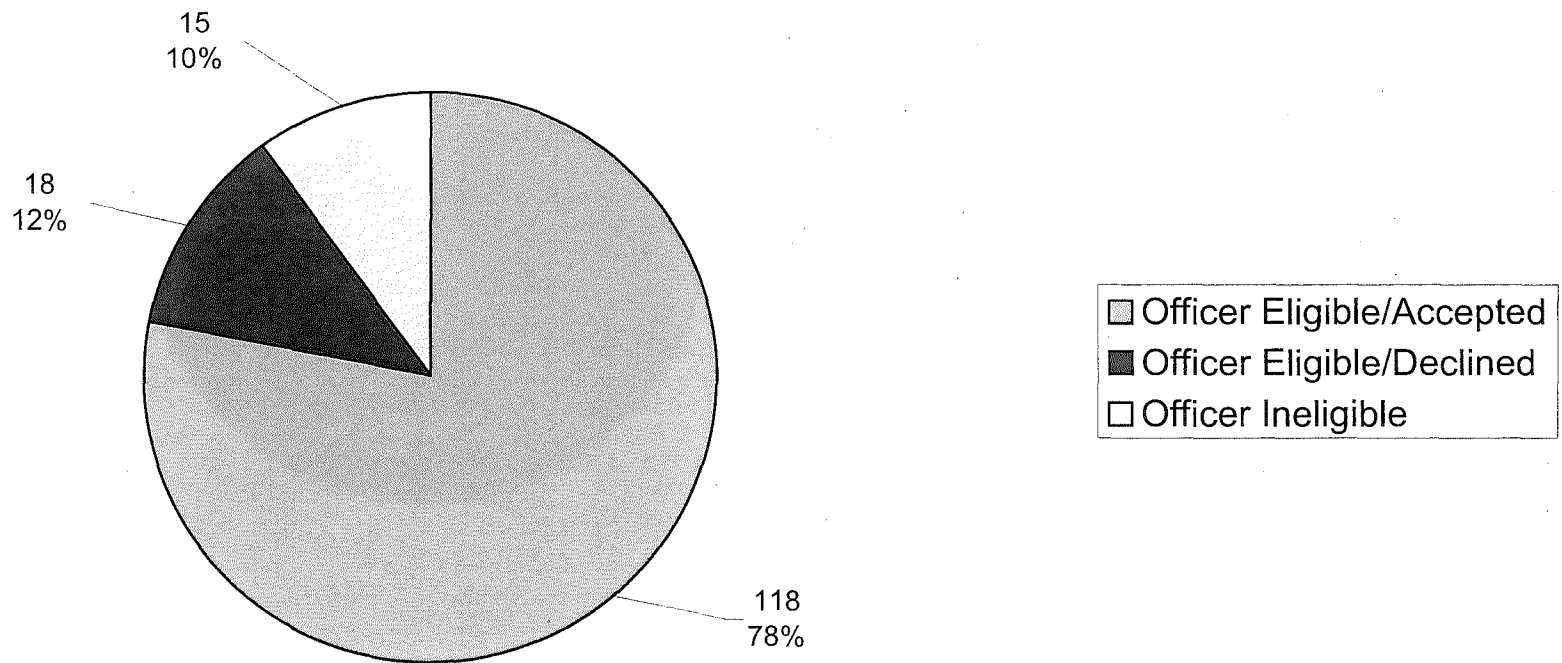




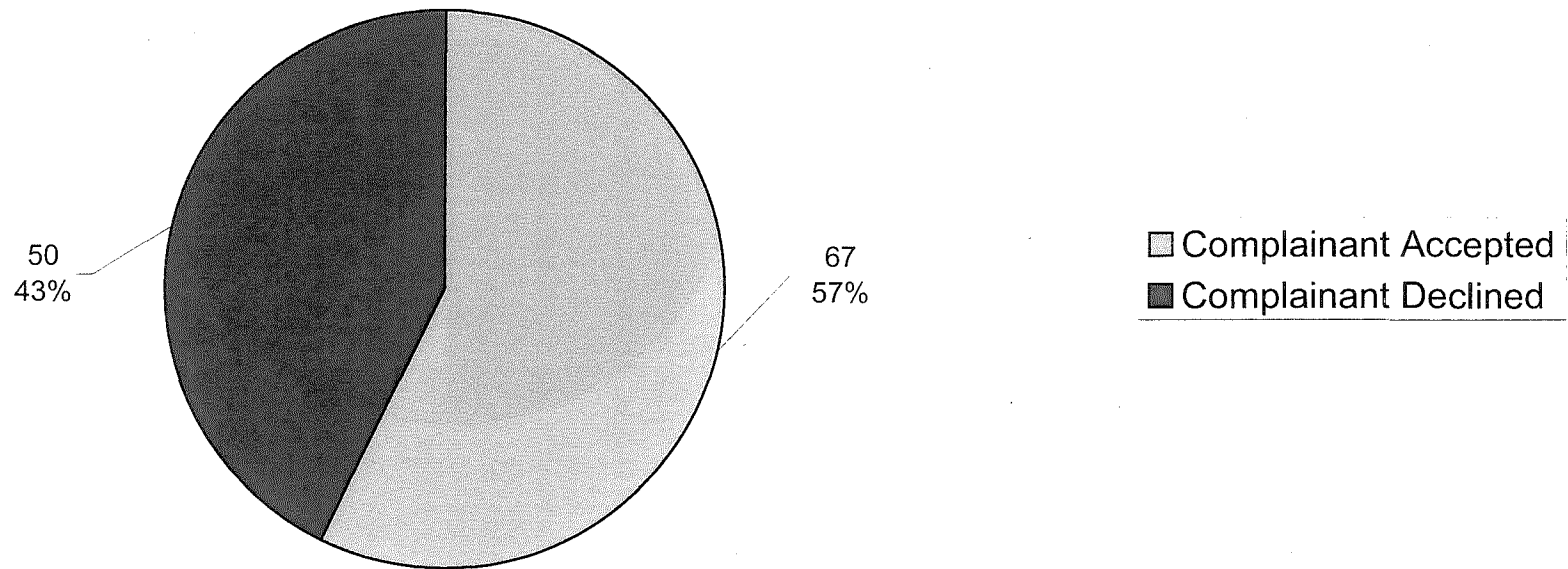
## Officer Eligibility/Acceptance in Potential Mediations - 2014



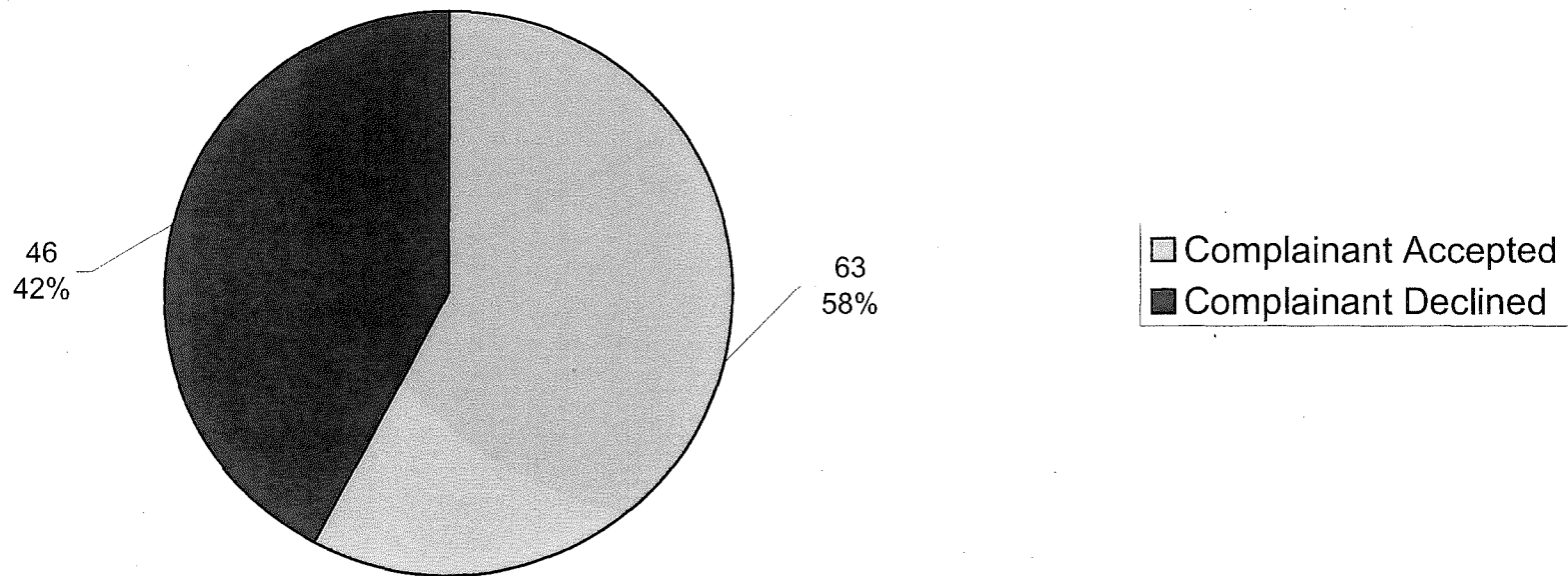
## Officer Eligibility/Acceptance in Potential Mediations - 2013



## Complainant Acceptance in Potential Mediations - 2014

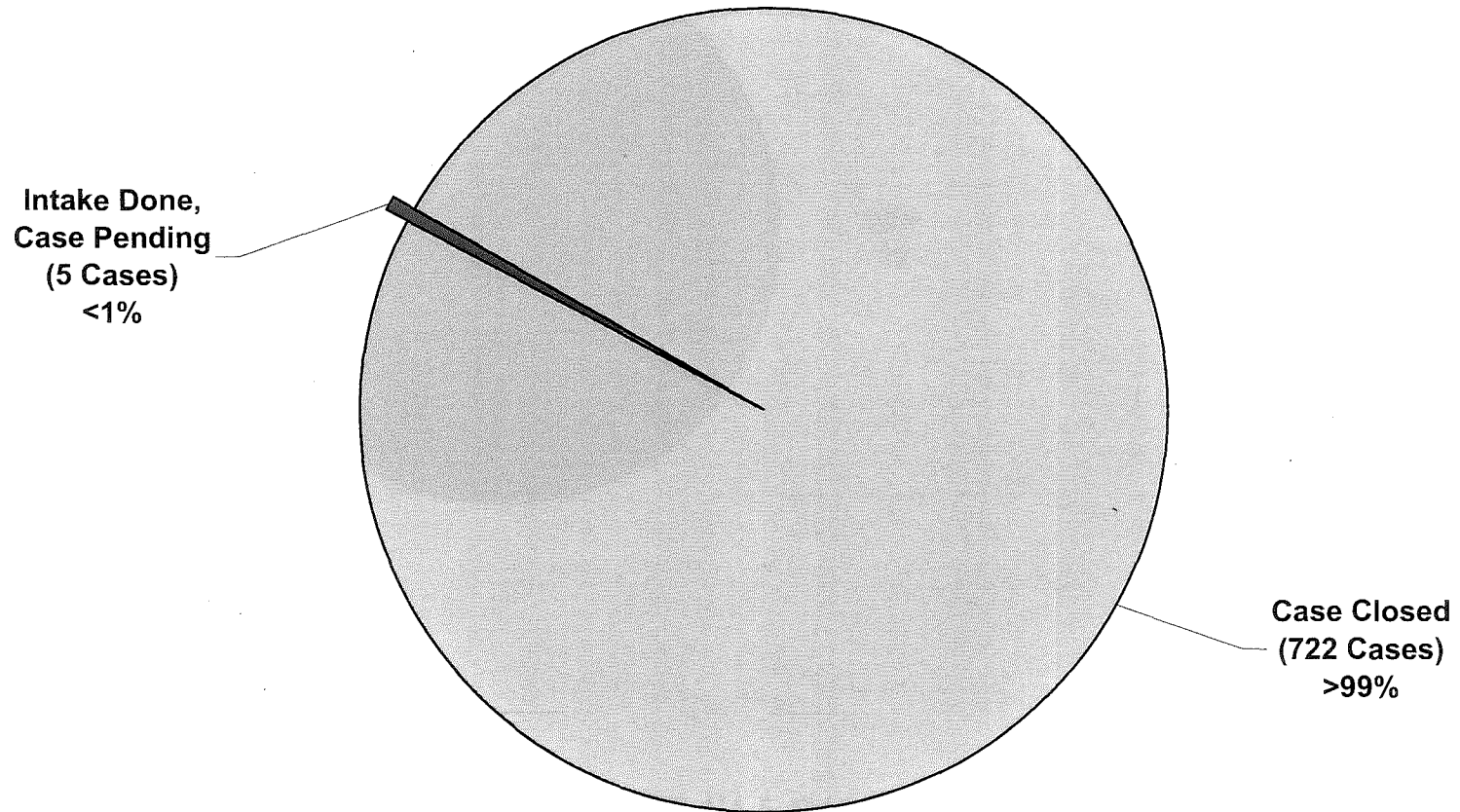


## Complainant Acceptance in Potential Mediations - 2013



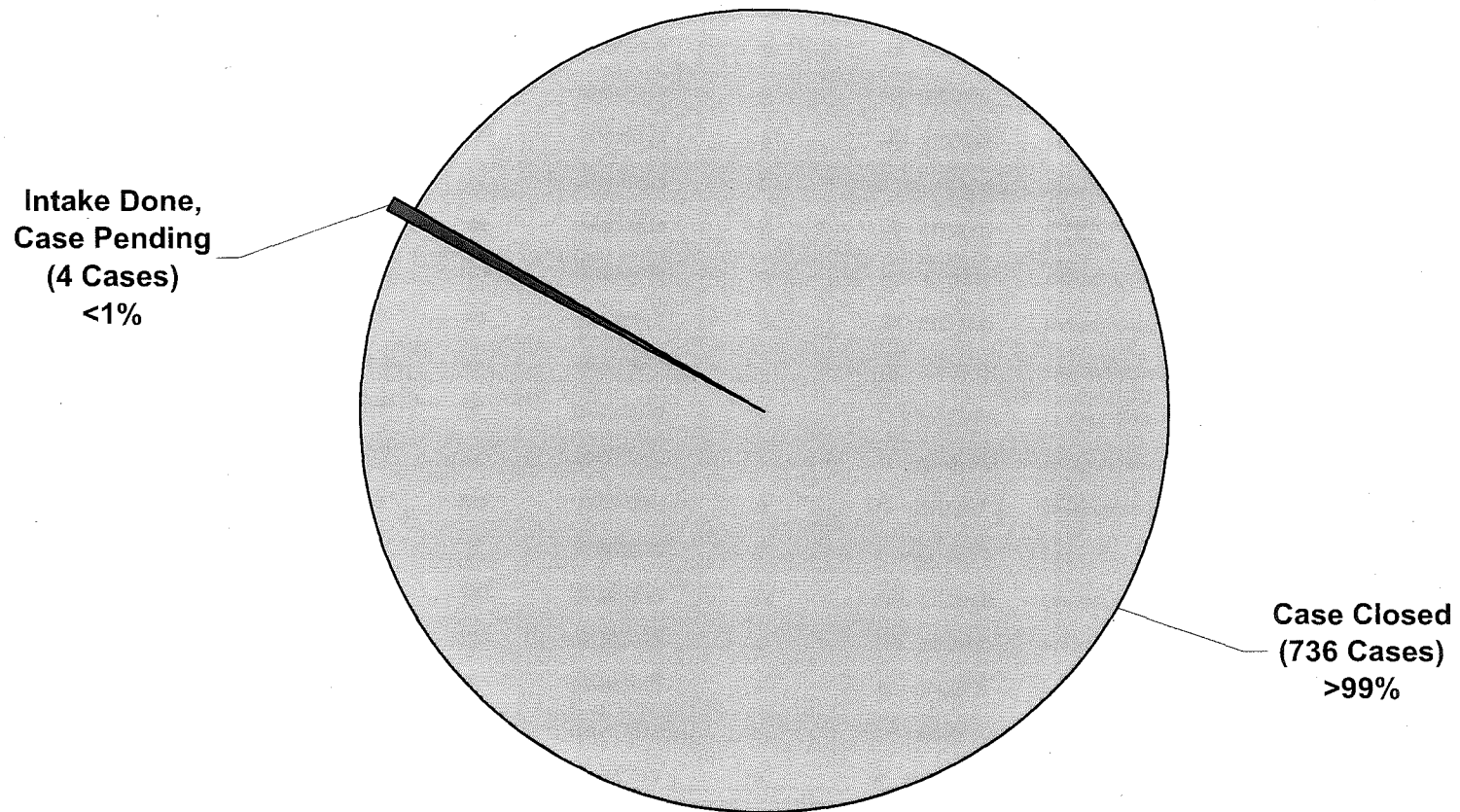
# Status of OCC Cases - Year 2013

as of 12/31/2014



# Status of OCC Cases - Year 2012

as of 12/31/2013



**STATUS OF OCC COMPLAINTS - YEAR 2013**  
as of 12/31/2014

THE POLICE COMMISSION  
OFFICE OF CITIZEN COMPLAINTS  
CITY AND COUNTY OF SAN FRANCISCO



| Case    | Received   | Intake Done | Days Elapsed | Review Done | Days Elapsed | Closed     | Days Elapsed | Total Days/Status | Synopsis of Case                                                                 | Sent to MCD |
|---------|------------|-------------|--------------|-------------|--------------|------------|--------------|-------------------|----------------------------------------------------------------------------------|-------------|
| 0001-13 | 01/02/2013 | 01/02/2013  | 0            | 03/28/2013  | 85           | 03/28/2013 | 0            | 85 - MEDIATED     | FAILED TO TAKE REQUIRED ACTION                                                   |             |
| 0002-13 | 01/02/2013 | 01/03/2013  | 1            | 04/29/2013  | 116          | 05/14/2013 | 15           | 132 - MERGED      | ARREST W-O CAUSE                                                                 |             |
| 0003-13 | 01/02/2013 | 01/15/2013  | 13           | 03/07/2013  | 51           | 03/08/2013 | 1            | 65 - CLOSED       | ISSUED NONCOMPLIANCE NOTICE                                                      |             |
| 0004-13 | 01/01/2013 | 01/04/2013  | 3            | 05/15/2013  | 131          | 05/15/2013 | 0            | 134 - CLOSED      | RUDE BEHAVIOR                                                                    |             |
| 0005-13 | 01/02/2013 | 01/31/2013  | 29           | 08/15/2013  | 196          | 08/28/2013 | 13           | 238 - CLOSED      | FAILURE TO INVESTIGATE THREATS                                                   |             |
| 0006-13 | 01/04/2013 | 01/04/2013  | 0            | 01/08/2013  | 4            | 01/09/2013 | 1            | 5 - INFO ONLY     | IO-2                                                                             |             |
| 0007-13 | 01/04/2013 | 01/17/2013  | 13           | 10/23/2013  | 279          | 10/23/2013 | 0            | 292 - INFO ONLY   | UNWARRANTED DETENTION/BIASED POLICING                                            |             |
| 0008-13 | 01/03/2013 | 01/18/2013  | 15           | 08/05/2013  | 199          | 08/06/2013 | 1            | 215 - CLOSED      | DETENTION/FORCE/NO STAR OR NAME PROVIDED                                         |             |
| 0009-13 | 01/07/2013 | 01/10/2013  | 3            | 01/14/2013  | 4            | 01/14/2013 | 0            | 7 - INFO ONLY     | PLAINCLOTHES Q2S KILLED MAN AT HOMELESS SHELTER                                  |             |
| 0010-13 | 01/07/2013 | 01/10/2013  | 3            | 05/20/2013  | 130          | 05/20/2013 | 0            | 133 - CLOSED      | UNWARRANTED TRAFFIC STOP/BIASED POLICING                                         |             |
| 0011-13 | 01/07/2013 | 01/11/2013  | 4            | 04/09/2013  | 88           | 04/09/2013 | 0            | 92 - CLOSED       | HARASS/DISPLAY GUN                                                               |             |
| 0012-13 | 01/08/2013 | 02/06/2013  | 29           | 07/24/2013  | 168          | 07/24/2013 | 0            | 197 - CLOSED      | UNNECESSARY FORCE/FAILURE TO COMPLY DGO 5.20                                     |             |
| 0013-13 | 01/08/2013 | 01/09/2013  | 1            | 04/03/2013  | 84           | 04/03/2013 | 0            | 85 - CLOSED       | FAILURE TO PROVIDE NAME AND STAR NUMBER/UNNECESSARY FORCE                        |             |
| 0014-13 | 01/08/2013 | 01/22/2013  | 14           | 04/23/2013  | 91           | 04/23/2013 | 0            | 105 - WITHDRAWN   | INAPPROPRIATE BEHAVIOR                                                           |             |
| 0015-13 | 01/10/2013 | 01/17/2013  | 7            | 08/01/2013  | 196          | 08/01/2013 | 0            | 203 - CLOSED      | FAILURE TO INVESTIGATE                                                           |             |
| 0016-13 | 01/10/2013 | 01/17/2013  | 7            | 08/01/2013  | 196          | 08/01/2013 | 0            | 203 - CLOSED      | FAILURE TO INVESTIGATE/THREAT TO ARREST                                          |             |
| 0017-13 | 01/10/2013 | 01/21/2013  | 11           | 01/28/2013  | 7            | 01/28/2013 | 0            | 18 - CLOSED       | SEARCH OF PERSON/INAPP COMMENTS/PROFANITY                                        |             |
| 0018-13 | 01/10/2013 | 01/28/2013  | 18           | 12/04/2013  | 310          | 12/09/2013 | 5            | 333 - CLOSED      | DETENTION/FORCE                                                                  |             |
| 0019-13 | 01/11/2013 | 01/25/2013  | 14           | 06/14/2013  | 140          | 06/14/2013 | 0            | 154 - CLOSED      | INAPPROPRIATE COMMENTS                                                           |             |
| 0020-13 | 01/11/2013 | 01/15/2013  | 4            | 11/15/2013  | 304          | 11/15/2013 | 0            | 308 - CLOSED      | FAILURE TO INVESTIGATE                                                           |             |
| 0021-13 | 01/11/2013 | 01/25/2013  | 14           | 08/28/2013  | 215          | 08/28/2013 | 0            | 229 - CLOSED      | ARREST W-O CAUSE                                                                 |             |
| 0022-13 | 01/11/2013 | 01/25/2013  | 14           | 01/29/2013  | 4            | 02/04/2013 | 6            | 24 - CLOSED       | ARREST W-O CAUSE                                                                 |             |
| 0023-13 | 01/14/2013 | 01/23/2013  | 9            | 07/03/2013  | 161          | 07/03/2013 | 0            | 170 - CLOSED      | DETENTION W-O CAUSE/INAPPROPRIATE BEHAVIOR                                       |             |
| 0024-13 | 01/14/2013 | 01/29/2013  | 15           | 08/12/2013  | 195          | 09/11/2013 | 30           | 240 - SUSTAINED   | TRAFFIC STOP W-O CAUSE/INAPPROPRIATE BEHAVIOR/PROFANITY/FAILURE TO PROVIDE BADGE | 09/13/2013  |
| 0025-13 | 01/09/2013 | 02/06/2013  | 28           | 02/12/2013  | 6            | 02/12/2013 | 0            | 34 - WITHDRAWN    | FAILURE TO TAKE REQ'D ACTION                                                     |             |

| Case    | Received   | Intake Done | Days Elapsed | Review Done | Days Elapsed | Closed     | Days Elapsed | Total Days/Status | Synopsis of Case                                                    | Sent to MCD |
|---------|------------|-------------|--------------|-------------|--------------|------------|--------------|-------------------|---------------------------------------------------------------------|-------------|
| 0026-13 | 01/17/2013 | 02/04/2013  | 18           | 03/14/2013  | 38           | 03/15/2013 | 1            | 57 - INFO ONLY    | IO1                                                                 |             |
| 0027-13 | 01/17/2013 | 02/06/2013  | 20           | 01/17/2014  | 345          | 01/21/2014 | 4            | 369 - CLOSED      | ISSUING AN INVALID ORDER                                            |             |
| 0028-13 | 01/18/2013 | 01/24/2013  | 6            | 08/19/2013  | 207          | 08/22/2013 | 3            | 216 - CLOSED      | INACCURATE REPORT                                                   |             |
| 0029-13 | 01/18/2013 | 01/24/2013  | 6            | 09/10/2013  | 229          | 10/31/2013 | 51           | 286 - SUSTAINED   | FAILURE TO PROVIDE MEDICAL ATTENTION                                | 11/01/2013  |
| 0030-13 | 01/17/2013 | 04/22/2013  | 95           | 04/29/2013  | 7            | 04/30/2013 | 1            | 103 - CLOSED      | FAILURE TO TAKE REQ'D ACTION                                        |             |
| 0031-13 | 01/18/2013 | 01/18/2013  | 0            | 02/12/2013  | 25           | 02/12/2013 | 0            | 25 - INFO ONLY    | INAPPROPRIATE BEHAVIOR                                              |             |
| 0032-13 | 01/18/2013 | 01/29/2013  | 11           | 07/24/2013  | 176          | 09/17/2013 | 55           | 242 - SUSTAINED   | INAPPROPRIATE BEHAVIOR                                              | 09/18/2013  |
| 0033-13 | 01/20/2013 | 01/29/2013  | 9            | 01/29/2013  | 0            | 01/30/2013 | 1            | 10 - INFO ONLY    | FORCE/PROFANITY/INAPP COMMENTS/BEHAVIOR/NO SUPERVISOR SUMMONED      |             |
| 0034-13 | 01/23/2013 | 02/01/2013  | 9            | 09/20/2013  | 231          | 10/15/2013 | 25           | 265 - CLOSED      | SEARCH WARRANT INVALID AND IMPROPERLY SERVED/RUDE BEHAVIOR          |             |
| 0035-13 | 01/24/2013 | 01/29/2013  | 5            | 09/03/2013  | 217          | 09/03/2013 | 0            | 222 - CLOSED      | FAILURE TO PROCESS PROPERTY                                         |             |
| 0036-13 | 01/23/2013 | 01/25/2013  | 2            | 01/25/2013  | 0            | 01/25/2013 | 0            | 2 - INFO ONLY     | IO-2                                                                |             |
| 0037-13 | 01/23/2013 | 02/08/2013  | 16           | 04/22/2013  | 73           | 04/22/2013 | 0            | 89 - CLOSED       | PUSHED AND TOOK COMP'S FAST PASS                                    |             |
| 0038-13 | 01/23/2013 | 02/06/2013  | 14           | 04/16/2013  | 69           | 04/17/2013 | 1            | 84 - CLOSED       | RUDE/WOULD NOT ID THEMSELVES                                        |             |
| 0039-13 | 01/24/2013 | 02/01/2013  | 8            | 10/23/2013  | 264          | 10/23/2013 | 0            | 272 - CLOSED      | INAPPROPRIATE COMMENTS/BIASED POLICING                              |             |
| 0040-13 | 01/24/2013 | 02/07/2013  | 14           | 05/24/2013  | 106          | 05/28/2013 | 4            | 124 - CLOSED      | PROBATION SEARCH                                                    |             |
| 0041-13 | 01/24/2013 | 02/06/2013  | 13           | 06/27/2013  | 141          | 06/27/2013 | 0            | 154 - CLOSED      | TOWED VEHICLE                                                       |             |
| 0042-13 | 01/24/2013 | 01/29/2013  | 5            | 01/14/2014  | 350          | 01/14/2014 | 0            | 355 - CLOSED      | ARREST W-O CAUSE/EXCESSIVE FORCE                                    |             |
| 0043-13 | 01/28/2013 | 02/07/2013  | 10           | 03/15/2013  | 36           | 03/18/2013 | 3            | 49 - CLOSED       | UA                                                                  |             |
| 0044-13 | 01/28/2013 | 02/13/2013  | 16           | 03/04/2013  | 19           | 03/04/2013 | 0            | 35 - CLOSED       | FAILURE TO TAKE REQ'D ACTION                                        |             |
| 0045-13 | 01/28/2013 | 02/06/2013  | 9            | 11/05/2013  | 272          | 11/19/2013 | 14           | 295 - SUSTAINED   | INAPPROPRIATE BEHAVIOR AND COMMENTS/FAILURE TO TAKE REQUIRED ACTION | 11/20/2013  |
| 0046-13 | 01/28/2013 | 02/20/2013  | 23           | 08/16/2013  | 177          | 08/16/2013 | 0            | 200 - CLOSED      | INAPPROPRIATE BEHAVIOR AND COMMENTS/FAILURE TO TAKE REQUIRED ACTION |             |
| 0047-13 | 01/28/2013 | 02/06/2013  | 9            | 03/04/2013  | 26           | 03/07/2013 | 3            | 38 - CLOSED       | CITATION WITHOUT JUSTIFICATION                                      |             |
| 0048-13 | 01/28/2013 | 02/22/2013  | 25           | 09/09/2013  | 199          | 09/09/2013 | 0            | 224 - CLOSED      | DETENTION W-O JUSTIFICATION/RACIAL SLUR                             |             |
| 0049-13 | 01/29/2013 | 02/12/2013  | 14           | 12/11/2013  | 302          | 12/20/2013 | 9            | 325 - SUSTAINED   | OC SPRAY                                                            | 12/23/2013  |
| 0050-13 | 01/30/2013 | 02/13/2013  | 14           | 08/27/2013  | 195          | 08/28/2013 | 1            | 210 - CLOSED      | INAPPROPRIATE COMMENTS                                              |             |
| 0051-13 | 01/30/2013 | 02/06/2013  | 7            | 12/10/2013  | 307          | 01/10/2014 | 31           | 345 - SUSTAINED   | DETENTION/SEARCH/UF/SEIZED PROPERTY                                 | 01/13/2014  |
| 0052-13 | 01/29/2013 | 02/01/2013  | 3            | 03/06/2013  | 33           | 03/07/2013 | 1            | 37 - CLOSED       | HARASSMENT                                                          |             |
| 0053-13 | 01/30/2013 | 02/06/2013  | 7            | 04/12/2013  | 65           | 04/12/2013 | 0            | 72 - MEDIATED     | INAPP BEHAVIOR                                                      |             |



| Case    | Received   | Intake Done | Days Elapsed | Review Done | Days Elapsed | Closed     | Days Elapsed | Total Days/Status | Synopsis of Case                                                                  | Sent to MCD |
|---------|------------|-------------|--------------|-------------|--------------|------------|--------------|-------------------|-----------------------------------------------------------------------------------|-------------|
| 0054-13 | 01/30/2013 | 02/06/2013  | 7            | 06/24/2013  | 138          | 06/24/2013 | 0            | 145 - CLOSED      | FAILED TO TAKE REQUIRED ACTION                                                    |             |
| 0055-13 | 02/01/2013 | 02/01/2013  | 0            | 07/26/2013  | 175          | 07/26/2013 | 0            | 175 - CLOSED      | FAILED TO TAKE REPORT                                                             |             |
| 0056-13 | 01/24/2013 | 02/06/2013  | 13           | 02/13/2013  | 7            | 02/13/2013 | 0            | 20 - CLOSED       | OFFICER COMMITTED PERJURY                                                         |             |
| 0057-13 | 02/01/2013 | 02/15/2013  | 14           | 07/01/2013  | 136          | 07/01/2013 | 0            | 150 - CLOSED      | FAILURE TO TAKE REQ'D ACTION                                                      |             |
| 0058-13 | 02/04/2013 | 02/06/2013  | 2            | 02/08/2013  | 2            | 02/11/2013 | 3            | 7 - CLOSED        | INAPPROPRIATE BEHAVIOR                                                            |             |
| 0059-13 | 02/05/2013 | 02/19/2013  | 14           | 07/03/2013  | 134          | 07/03/2013 | 0            | 148 - WITHDRAWN   | THE OFFICER USED PROFANITY AND BEHAVED IN AN INAPPROPRIATE MANNER                 |             |
| 0060-13 | 02/05/2013 | 02/20/2013  | 15           | 11/04/2013  | 257          | 11/15/2013 | 11           | 283 - SUSTAINED   | THE OFFICERS MADE INAPPROPRIATE COMMENTS                                          | 11/18/2013  |
| 0061-13 | 02/05/2013 | 02/19/2013  | 14           | 07/29/2013  | 160          | 07/29/2013 | 0            | 174 - CLOSED      | THE OFFICERS ARE HARASSING HIM                                                    |             |
| 0062-13 | 02/05/2013 | 02/25/2013  | 20           | 07/26/2013  | 151          | 07/26/2013 | 0            | 171 - CLOSED      | UNNECESSARY FORCE                                                                 |             |
| 0063-13 | 02/07/2013 | 02/12/2013  | 5            | 03/05/2013  | 21           | 03/06/2013 | 1            | 27 - CLOSED       | RUDE BEHAVIOR ON THE PHONE                                                        |             |
| 0064-13 | 02/07/2013 | 02/12/2013  | 5            | 06/17/2013  | 125          | 06/17/2013 | 0            | 130 - CLOSED      | UNLAWFUL DETENTION FOR PUBLIC INTOXICATION/RUDE BEHAVIOR                          |             |
| 0065-13 | 02/11/2013 | 02/25/2013  | 14           | 06/21/2013  | 116          | 06/21/2013 | 0            | 130 - CLOSED      | CITATIONS W-O CAUSE/TARGETING                                                     |             |
| 0066-13 | 02/08/2013 | 02/13/2013  | 5            | 04/17/2013  | 63           | 04/17/2013 | 0            | 68 - CLOSED       | FAILURE TO TAKE REQ'D ACTION                                                      |             |
| 0067-13 | 02/07/2013 | 02/25/2013  | 18           | 06/21/2013  | 116          | 06/21/2013 | 0            | 134 - CLOSED      | ARREST W-O CAUSE                                                                  |             |
| 0068-13 | 02/11/2013 | 02/12/2013  | 1            | 04/12/2013  | 59           | 04/12/2013 | 0            | 60 - MEDIATED     | INAPPROPRIATE COMMENTS/BEHAVIOR                                                   |             |
| 0069-13 | 02/11/2013 | 02/13/2013  | 2            | 08/07/2013  | 175          | 08/07/2013 | 0            | 177 - CLOSED      | INAPPROPRIATE COMMENT BEHAVIOR- Q ASKED THE COMP TO EXIT VEHICLE TO SIGN THE CITE |             |
| 0070-13 | 02/11/2013 | 02/15/2013  | 4            | 09/20/2013  | 217          | 10/31/2013 | 41           | 262 - SUSTAINED   | ARREST                                                                            | 11/01/2013  |
| 0071-13 | 02/11/2013 | 02/12/2013  | 1            | 05/14/2013  | 91           | 05/15/2013 | 1            | 93 - CLOSED       | LAUGHED AT COMP/POINTED HIS FINGER AT COMP LIKE A GUN                             |             |
| 0072-13 | 02/08/2013 | 02/25/2013  | 17           | 06/13/2013  | 108          | 06/13/2013 | 0            | 125 - CLOSED      | FAILURE TO PROPERLY PROCESS PROPERTY                                              |             |
| 0073-13 | 02/08/2013 | 02/13/2013  | 5            | 04/11/2013  | 57           | 04/11/2013 | 0            | 62 - CLOSED       | INAPPROPRIATE BEHAVIOR                                                            |             |
| 0074-13 | 02/11/2013 | 02/14/2013  | 3            | 07/26/2013  | 162          | 07/26/2013 | 0            | 165 - CLOSED      | FAILURE TO TAKE REQD ACTION                                                       |             |
| 0075-13 | 02/14/2013 | 02/14/2013  | 0            | 03/06/2013  | 20           | 03/06/2013 | 0            | 20 - INFO ONLY    | IO2                                                                               |             |
| 0076-13 | 02/14/2013 | 02/22/2013  | 8            | 03/04/2013  | 10           | 03/05/2013 | 1            | 19 - CLOSED       | DETENTION W-O JUSTIFICATION                                                       |             |
| 0077-13 | 02/14/2013 | 02/27/2013  | 13           | 11/13/2013  | 259          | 11/14/2013 | 1            | 273 - CLOSED      | ENTRY W-O CAUSE                                                                   |             |
| 0078-13 | 02/15/2013 | 02/28/2013  | 13           | 12/06/2013  | 281          | 12/09/2013 | 3            | 297 - CLOSED      | ARREST/FORCE                                                                      |             |
| 0079-13 | 02/11/2013 | 03/22/2013  | 39           | 12/18/2013  | 271          | 12/24/2013 | 6            | 316 - CLOSED      | DETENTION CAUSING INJURY                                                          |             |
| 0080-13 | 02/15/2013 | 03/01/2013  | 14           | 03/01/2013  | 0            | 03/01/2013 | 0            | 14 - INFO ONLY    | IO-2                                                                              |             |
| 0081-13 | 02/19/2013 | 03/05/2013  | 14           | 09/27/2013  | 206          | 10/04/2013 | 7            | 227 - CLOSED      | ARREST W-O CAUSE                                                                  |             |

| Case    | Received   | Intake Done | Days Elapsed | Review Done | Days Elapsed | Closed     | Days Elapsed | Total Days/Status | Synopsis of Case                                                           | Sent to MCD |
|---------|------------|-------------|--------------|-------------|--------------|------------|--------------|-------------------|----------------------------------------------------------------------------|-------------|
| 0082-13 | 02/20/2013 | 03/07/2013  | 15           | 08/22/2013  | 168          | 08/22/2013 | 0            | 183 - CLOSED      | FAILURE TO TAKE REQ'D ACTION                                               |             |
| 0083-13 | 01/25/2013 | 02/22/2013  | 28           | 04/09/2013  | 46           | 04/09/2013 | 0            | 74 - INFO ONLY    | DRIVING IMPROPERLY                                                         |             |
| 0084-13 | 02/20/2013 | 03/06/2013  | 14           | 03/25/2013  | 19           | 03/25/2013 | 0            | 33 - INFO ONLY    | ISSUING AN INVALID ORDER                                                   |             |
| 0085-13 | 02/21/2013 | 02/27/2013  | 6            | 10/18/2013  | 233          | 10/23/2013 | 5            | 244 - CLOSED      | INVALID ORDER/INAPPROPRIATE BEHAVIOR                                       |             |
| 0086-13 | 02/21/2013 | 02/25/2013  | 4            | 04/12/2013  | 46           | 04/24/2013 | 12           | 62 - CLOSED       | ARREST WITHOUT CAUSE                                                       |             |
| 0087-13 | 02/22/2013 | 03/07/2013  | 13           | 11/14/2013  | 252          | 11/21/2013 | 7            | 272 - CLOSED      | DETENTION/FORCE/INAPPROPRIATE BEHAVIOR                                     |             |
| 0088-13 | 02/22/2013 | 03/08/2013  | 14           | 11/25/2013  | 262          | 11/27/2013 | 2            | 278 - CLOSED      | TRAFFIC STOP/SEARCH/VEHICLE SEARCH/MISSING PROPERTY                        |             |
| 0089-13 | 02/25/2013 | 02/28/2013  | 3            | 02/28/2013  | 0            | 02/28/2013 | 0            | 3 - INFO ONLY     | WRITING AN INCOMPLETE/INACCURATE IR                                        |             |
| 0090-13 | 02/25/2013 | 03/04/2013  | 7            | 10/22/2013  | 232          | 10/23/2013 | 1            | 240 - CLOSED      | DETENTION AT GUNPOINT/BIASED POLICING                                      |             |
| 0091-13 | 02/25/2013 | 03/12/2013  | 15           | 08/13/2013  | 154          | 08/13/2013 | 0            | 169 - CLOSED      | INACCURATE IR/RUDE                                                         |             |
| 0092-13 | 02/25/2013 | 03/13/2013  | 16           | 06/21/2013  | 100          | 06/21/2013 | 0            | 116 - MEDIATED    | HARASSMENT                                                                 |             |
| 0093-13 | 02/27/2013 | 04/05/2013  | 37           | 03/07/2014  | 336          | 03/11/2014 | 4            | 377 - CLOSED      | DETENTIONS WITHOUT JUSTIFICATION/BIASED POLICING                           |             |
| 0094-13 | 02/27/2013 | 03/15/2013  | 16           | 06/05/2013  | 82           | 06/06/2013 | 1            | 99 - INFO ONLY    | IO1                                                                        |             |
| 0095-13 | 02/27/2013 | 03/20/2013  | 21           | 12/19/2013  | 274          | 12/26/2013 | 7            | 302 - CLOSED      | UF W-INJURIES ON COMP'S SON                                                |             |
| 0096-13 | 02/27/2013 | 03/12/2013  | 13           | 01/16/2014  | 310          | 01/31/2014 | 15           | 338 - SUSTAINED   | HARASSMENT/REPEATED ENTRY W-O<br>CONSENT/SEARCH/DETENTION/PROPERTY SEIZURE | 01/31/2014  |
| 0097-13 | 02/27/2013 | 03/14/2013  | 15           | 12/03/2013  | 264          | 12/04/2013 | 1            | 280 - CLOSED      | HARASSMENT/UNWARRANTED CITATION/THREAT/RACIAL SLUR                         |             |
| 0098-13 | 02/27/2013 | 03/05/2013  | 6            | 03/20/2013  | 15           | 03/26/2013 | 6            | 27 - CLOSED       | UNWARRANTED ACTION BY SFPD RE A DOG                                        |             |
| 0099-13 | 02/27/2013 | 03/18/2013  | 19           | 06/17/2013  | 91           | 06/17/2013 | 0            | 110 - CLOSED      | CITE                                                                       |             |
| 0100-13 | 02/27/2013 | 03/12/2013  | 13           | 10/16/2013  | 218          | 10/16/2013 | 0            | 231 - CLOSED      | HARASSMENT                                                                 |             |
| 0101-13 | 02/27/2013 | 03/24/2013  | 25           | 09/16/2013  | 176          | 09/16/2013 | 0            | 201 - CLOSED      | OBSERVED 5150                                                              |             |
| 0102-13 | 03/04/2013 | 03/18/2013  | 14           | 01/30/2014  | 318          | 01/31/2014 | 1            | 333 - CLOSED      | UF/INAPPROPRIATE BEHAVIOR AND<br>COMMENTS/PROFANITY                        |             |
| 0103-13 | 03/04/2013 | 03/18/2013  | 14           | 11/26/2013  | 253          | 11/27/2013 | 1            | 268 - CLOSED      | DETENTION/CRD/UA                                                           |             |
| 0104-13 | 03/04/2013 | 03/18/2013  | 14           | 09/05/2013  | 171          | 09/05/2013 | 0            | 185 - CLOSED      | FAILURE TO TAKE REQUIRED ACTION                                            |             |
| 0105-13 | 03/04/2013 | 03/14/2013  | 10           | 07/19/2013  | 127          | 07/19/2013 | 0            | 137 - CLOSED      | FAILURE TO TAKE REQUIRED ACTION                                            |             |
| 0106-13 | 03/04/2013 | 03/28/2013  | 24           | 10/08/2013  | 194          | 10/08/2013 | 0            | 218 - CLOSED      | FORCE DURING ARREST                                                        |             |
| 0107-13 | 03/05/2013 | 03/20/2013  | 15           | 12/23/2013  | 278          | 12/24/2013 | 1            | 294 - CLOSED      | SEARCH/ CITE/INTERFERING WITH RIGHTS OF<br>ONLOOKERS                       |             |
| 0108-13 | 03/06/2013 | 03/20/2013  | 14           | 07/18/2013  | 120          | 07/26/2013 | 8            | 142 - MEDIATED    | FAILURE TO ANSWER A QUESTION                                               |             |
| 0109-13 | 03/06/2013 | 03/20/2013  | 14           | 10/22/2013  | 216          | 10/22/2013 | 0            | 230 - CLOSED      | ARREST W-O CAUSE & ILLEGAL VEHICLE SEARCH                                  |             |

| Case    | Received   | Intake Done | Days Elapsed | Review Done | Days Elapsed | Closed     | Days Elapsed | Total Days/Status | Synopsis of Case                                     | Sent to MCD |
|---------|------------|-------------|--------------|-------------|--------------|------------|--------------|-------------------|------------------------------------------------------|-------------|
| 0110-13 | 03/07/2013 | 03/20/2013  | 13           | 05/28/2013  | 69           | 05/28/2013 | 0            | 82 - MEDIATED     | INAPPROPRIATE BEHAVIOR                               |             |
| 0111-13 | 03/08/2013 | 03/26/2013  | 18           | 11/18/2013  | 237          | 11/20/2013 | 2            | 257 - CLOSED      | UA                                                   |             |
| 0112-13 | 03/08/2013 | 03/19/2013  | 11           | 06/18/2013  | 91           | 11/19/2013 | 154          | 256 - CLOSED      | VEHICLE SEARCH AND DAMAGE                            |             |
| 0113-13 | 03/08/2013 | 03/29/2013  | 21           | 07/18/2013  | 111          | 07/19/2013 | 1            | 133 - CLOSED      | ILLEGAL VEHICLE SEARCH                               |             |
| 0114-13 | 03/08/2013 | 03/29/2013  | 21           | 06/12/2013  | 75           | 06/12/2013 | 0            | 96 - CLOSED       | DETENTION/SEARCH/OFFICER TOOK 5 DOLLARS              |             |
| 0115-13 | 03/08/2013 | 03/28/2013  | 20           | 04/29/2013  | 32           | 05/15/2013 | 16           | 68 - CLOSED       | SEXUAL SLUR AND NEGLIGENT DRIVING                    |             |
| 0116-13 | 03/08/2013 | 03/28/2013  | 20           | 06/03/2013  | 67           | 06/03/2013 | 0            | 87 - CLOSED       | THREATENING BEHAVIOR AND COMMENTS                    |             |
| 0117-13 | 03/11/2013 | 03/12/2013  | 1            | 05/14/2013  | 63           | 05/15/2013 | 1            | 65 - CLOSED       | UNWARRANTED ARREST                                   |             |
| 0118-13 | 03/11/2013 | 03/15/2013  | 4            | 03/19/2013  | 4            | 03/19/2013 | 0            | 8 - CLOSED        | UNWARRANTED CITE/TOW                                 |             |
| 0119-13 | 03/11/2013 | 03/14/2013  | 3            | 06/27/2013  | 105          | 10/02/2013 | 97           | 205 - CLOSED      | UNWARRANTED SEARCH OF VEHICLE/CAMERAS                |             |
| 0120-13 | 03/12/2013 | 04/08/2013  | 27           | 10/22/2013  | 197          | 10/24/2013 | 2            | 226 - CLOSED      | EXCESSIVE FORCE DURING THE ARREST                    |             |
| 0121-13 | 03/13/2013 | 03/26/2013  | 13           | 11/15/2013  | 234          | 11/26/2013 | 11           | 258 - SUSTAINED   | ARREST W-O CAUSE/FORCE USED DURING ARREST            | 11/26/2013  |
| 0122-13 | 03/14/2013 | 03/19/2013  | 5            | 07/12/2013  | 115          | 07/12/2013 | 0            | 120 - CLOSED      | INAPPROPRIATE BEHAVIOR                               |             |
| 0123-13 | 03/15/2013 | 04/01/2013  | 17           | 05/20/2013  | 49           | 05/20/2013 | 0            | 66 - CLOSED       | INACCURATE REPORT                                    |             |
| 0124-13 | 03/15/2013 | 04/02/2013  | 18           | 05/17/2013  | 45           | 05/17/2013 | 0            | 63 - INFO ONLY    | FAILURE TO TAKE A REPORT/FAILURE TO RELEASE PROPERTY |             |
| 0125-13 | 03/18/2013 | 04/10/2013  | 23           | 12/23/2013  | 257          | 12/26/2013 | 3            | 283 - CLOSED      | STRUCK W-BATON DURING FIGHT                          |             |
| 0126-13 | 03/11/2013 | 04/09/2013  | 29           | 04/17/2013  | 8            | 04/17/2013 | 0            | 37 - CLOSED       | SEXUAL MISCONDUCT OF A JUVENILE                      |             |
| 0127-13 | 03/13/2013 | 04/08/2013  | 26           | 04/12/2013  | 4            | 04/12/2013 | 0            | 30 - CLOSED       | SEXUAL MISCONDUCT OF A JUVENILE                      |             |
| 0128-13 | 03/19/2013 | 03/19/2013  | 0            | 05/29/2013  | 71           | 06/04/2013 | 6            | 77 - CLOSED       | REFUSED ARREST OF SUSPECT                            |             |
| 0129-13 | 03/19/2013 | 03/20/2013  | 1            | 03/26/2013  | 6            | 03/26/2013 | 0            | 7 - MERGED        | FAILED TO FOLLOW PROCEDURES                          |             |
| 0130-13 | 03/18/2013 | 04/03/2013  | 16           | 01/24/2014  | 296          | 01/31/2014 | 7            | 319 - CLOSED      | ARREST W-O CAUSE/FORCE USED DURING ARREST            |             |
| 0131-13 | 03/20/2013 | 03/25/2013  | 5            | 03/28/2013  | 3            | 03/28/2013 | 0            | 8 - INFO ONLY     | UNWARRANTED CITATION                                 |             |
| 0132-13 | 03/20/2013 | 03/25/2013  | 5            | 03/25/2013  | 0            | 03/26/2013 | 1            | 6 - INFO ONLY     | ARREST W-O CAUSE/FORCE USED DURING ARREST            |             |
| 0133-13 | 03/20/2013 | 04/02/2013  | 13           | 02/04/2014  | 308          | 02/04/2014 | 0            | 321 - INFO ONLY   | FAILED TO NOTIFY OF RECOVERED VEHICLE                |             |
| 0134-13 | 03/20/2013 | 03/26/2013  | 6            | 03/26/2013  | 0            | 03/27/2013 | 1            | 7 - CLOSED        | INAPPROPRIATE BEHAVIOR                               |             |
| 0135-13 | 03/21/2013 | 03/29/2013  | 8            | 12/03/2013  | 249          | 12/11/2013 | 8            | 265 - SUSTAINED   | FAILURE TO PROPERLY INVESTIGATE                      | 12/12/2013  |
| 0136-13 | 03/21/2013 | 03/29/2013  | 8            | 06/25/2013  | 88           | 06/27/2013 | 2            | 98 - CLOSED       | INAPPROPRIATE BEHAVIOR                               |             |
| 0137-13 | 03/19/2013 | 04/10/2013  | 22           | 08/06/2013  | 118          | 08/06/2013 | 0            | 140 - CLOSED      | UNNECESSARY FORCE                                    |             |

| Case    | Received   | Intake Done | Days Elapsed | Review Done | Days Elapsed | Closed     | Days Elapsed | Total Days/Status | Synopsis of Case                                                    | Sent to MCD |
|---------|------------|-------------|--------------|-------------|--------------|------------|--------------|-------------------|---------------------------------------------------------------------|-------------|
| 0138-13 | 03/22/2013 | 03/25/2013  | 3            | 08/26/2013  | 154          | 08/26/2013 | 0            | 157 - CLOSED      | INAPPROPRIATE BEHAVIOR AND COMMENTS/FAILURE TO TAKE REQUIRED ACTION |             |
| 0139-13 | 03/20/2013 | 04/08/2013  | 19           | 11/14/2013  | 220          | 11/20/2013 | 6            | 245 - CLOSED      | INAPPROPRIATE BEHAVIOR                                              |             |
| 0140-13 | 03/22/2013 | 03/22/2013  | 0            | 03/25/2013  | 3            | 03/25/2013 | 0            | 3 - CLOSED        | IO-1 CHP                                                            |             |
| 0141-13 | 03/22/2013 | 03/22/2013  | 0            | 03/25/2013  | 3            | 03/25/2013 | 0            | 3 - CLOSED        | IO-1SFMTA                                                           |             |
| 0142-13 | 03/25/2013 | 04/02/2013  | 8            | 05/28/2013  | 56           | 05/28/2013 | 0            | 64 - MEDIATED     | OFFICERS WERE RUDE AND INSULTING                                    |             |
| 0143-13 | 03/26/2013 | 04/16/2013  | 21           | 12/04/2013  | 232          | 12/05/2013 | 1            | 254 - CLOSED      | CITATION AND RUDE                                                   |             |
| 0144-13 | 03/26/2013 | 03/27/2013  | 1            | 03/27/2013  | 0            | 03/27/2013 | 0            | 1 - INFO ONLY     | IO-1 TO DHR                                                         |             |
| 0145-13 | 03/26/2013 | 04/17/2013  | 22           | 01/16/2014  | 274          | 01/27/2014 | 11           | 307 - CLOSED      | ARREST/NO MIRANDA                                                   |             |
| 0146-13 | 03/27/2013 | 04/12/2013  | 16           | 08/26/2013  | 136          | 08/26/2013 | 0            | 152 - MERGED      | WRITING AN INCOMPLETE/INACCURATE IR                                 |             |
| 0147-13 | 03/27/2013 | 04/15/2013  | 19           | 11/15/2013  | 214          | 11/18/2013 | 3            | 236 - CLOSED      | ARREST/HANDCUFFING/FAILURE TO PROPERLY INVESTIGATE                  |             |
| 0148-13 | 03/26/2013 | 04/05/2013  | 10           | 12/16/2013  | 255          | 12/17/2013 | 1            | 266 - CLOSED      | ARREST                                                              |             |
| 0149-13 | 03/27/2013 | 04/16/2013  | 20           | 02/12/2014  | 302          | 02/18/2014 | 6            | 328 - CLOSED      | ARRESTED AND USED UNNECESSARY FORCE/DISPARATE TREATMENT/RACE        |             |
| 0150-13 | 04/01/2013 | 04/09/2013  | 8            | 07/01/2013  | 83           | 07/01/2013 | 0            | 91 - CLOSED       | INAPPROPRIATE BEHAVIOR/COMMENTS                                     |             |
| 0151-13 | 03/28/2013 | 04/05/2013  | 8            | 06/13/2013  | 69           | 06/13/2013 | 0            | 77 - MEDIATED     | FAILURE TO TAKE THE REQUIRED ACTION                                 |             |
| 0152-13 | 03/29/2013 | 04/04/2013  | 6            | 12/15/2014  | 620          | 12/31/2014 | 16           | 642 - CLOSED      | OIS                                                                 |             |
| 0153-13 | 04/03/2013 | 04/03/2013  | 0            | 01/28/2014  | 300          | 01/29/2014 | 1            | 301 - CLOSED      | ENTRY/SEARCH                                                        |             |
| 0154-13 | 04/04/2013 | 04/08/2013  | 4            | 09/05/2013  | 150          | 09/05/2013 | 0            | 154 - CLOSED      | INACCURATE REPORT                                                   |             |
| 0155-13 | 04/04/2013 | 04/12/2013  | 8            | 10/07/2013  | 178          | 11/13/2013 | 37           | 223 - SUSTAINED   | TRAFFIC STOP CITE/RUDE & DISCOURTEOUS MANNER                        | 11/14/2013  |
| 0156-13 | 04/04/2013 | 04/25/2013  | 21           | 08/09/2013  | 106          | 08/09/2013 | 0            | 127 - CLOSED      | HARASSED COMP BY ARRESTING HER FOR VIOLATING STAY AWAY ORDER        |             |
| 0157-13 | 04/03/2013 | 04/03/2013  | 0            | 05/28/2013  | 55           | 05/28/2013 | 0            | 55 - MEDIATED     | UNPROFESSIONAL TRANSLATOR                                           |             |
| 0158-13 | 04/04/2013 | 05/07/2013  | 33           | 08/15/2013  | 100          | 08/15/2013 | 0            | 133 - CLOSED      | SPOKE INAPPROPRIATELY/USED PROFANITY/FAILED TO PROPERLY INVESTIGATE |             |
| 0159-13 | 04/03/2013 | 04/03/2013  | 0            | 10/04/2013  | 184          | 10/04/2013 | 0            | 184 - CLOSED      | INAPPROPRIATE LANGUAGE AND BEHAVIOR                                 |             |
| 0160-13 | 04/02/2013 | 04/08/2013  | 6            | 04/16/2013  | 8            | 04/17/2013 | 1            | 15 - INFO ONLY    | IO-1 CPS                                                            |             |
| 0161-13 | 04/02/2013 | 04/16/2013  | 14           | 11/18/2013  | 216          | 11/21/2013 | 3            | 233 - MEDIATED    | CITE/PROFANITY/RUDE                                                 |             |
| 0162-13 | 04/02/2013 | 04/22/2013  | 20           | 08/22/2013  | 122          | 08/26/2013 | 4            | 146 - CLOSED      | BRANDISHING/UNLAWFUL ORDER                                          |             |
| 0163-13 | 04/03/2013 | 04/08/2013  | 5            | 08/08/2013  | 122          | 08/08/2013 | 0            | 127 - CLOSED      | CITE/RUDE                                                           |             |
| 0164-13 | 04/05/2013 | 04/15/2013  | 10           | 07/16/2013  | 92           | 07/16/2013 | 0            | 102 - CLOSED      | BERATED COMP WHEN COMP TRYING TO NOTIFY OF BATTERY                  |             |
| 0165-13 | 04/08/2013 | 04/23/2013  | 15           | 09/17/2013  | 147          | 09/30/2013 | 13           | 175 - CLOSED      | USED FORCE AND BIAS DUE TO SEXUAL ORIENTATION                       |             |

| Case    | Received   | Intake Done | Days Elapsed | Review Done | Days Elapsed | Closed     | Days Elapsed | Total Days/Status | Synopsis of Case                                       | Sent to MCD |
|---------|------------|-------------|--------------|-------------|--------------|------------|--------------|-------------------|--------------------------------------------------------|-------------|
| 0166-13 | 04/08/2013 | 04/26/2013  | 18           | 01/29/2014  | 278          | 02/06/2014 | 8            | 304 - CLOSED      | FAILURE TO PROPERLY INVESTIGATE/RACIAL BIAS            |             |
| 0167-13 | 04/08/2013 | 04/10/2013  | 2            | 11/27/2013  | 231          | 11/27/2013 | 0            | 233 - MEDIATED    | OFFICERS MADE UNNECESSARY CKS ON WELL BEING/SASSY-RUDE |             |
| 0168-13 | 04/09/2013 | 04/16/2013  | 7            | 12/14/2013  | 242          | 12/30/2013 | 16           | 265 - SUSTAINED   | INAPPROPRIATE BEHAVIOR/COMMENT                         | 12/31/2013  |
| 0169-13 | 04/09/2013 | 04/29/2013  | 20           | 11/14/2013  | 199          | 11/18/2013 | 4            | 223 - CLOSED      | ARREST/COMMENT/BIAS                                    |             |
| 0170-13 | 04/10/2013 | 04/29/2013  | 19           | 12/11/2013  | 226          | 12/13/2013 | 2            | 247 - CLOSED      | RUDE DURING TRAFFIC STOP                               |             |
| 0171-13 | 04/08/2013 | 04/25/2013  | 17           | 03/06/2014  | 315          | 03/06/2014 | 0            | 332 - CLOSED      | DETENTION & CITE W-O CAUSE/RUDE BEHAVIOR               |             |
| 0172-13 | 04/05/2013 | 05/03/2013  | 28           | 05/07/2013  | 4            | 05/07/2013 | 0            | 32 - CLOSED       | UNLAWFUL ORDER                                         |             |
| 0173-13 | 04/09/2013 | 05/09/2013  | 30           | 01/16/2014  | 252          | 01/29/2014 | 13           | 295 - SUSTAINED   | THREATENING BEHAVIOR AND COMMENTS                      | 01/31/2014  |
| 0174-13 | 04/10/2013 | 05/03/2013  | 23           | 11/21/2013  | 202          | 11/27/2013 | 6            | 231 - CLOSED      | HARASSING AND RETALIATORY BEHAVIOR                     |             |
| 0175-13 | 04/10/2013 | 04/30/2013  | 20           | 05/02/2013  | 2            | 05/08/2013 | 6            | 28 - INFO ONLY    | THE OFFICER REFUSED TO ENFORCE A RO                    |             |
| 0176-13 | 04/11/2013 | 04/25/2013  | 14           | 09/27/2013  | 155          | 10/02/2013 | 5            | 174 - CLOSED      | ARREST W-O CAUSE                                       |             |
| 0177-13 | 04/11/2013 | 04/25/2013  | 14           | 06/11/2013  | 47           | 06/11/2013 | 0            | 61 - CLOSED       | CITATION W-O CAUSE                                     |             |
| 0178-13 | 04/11/2013 | 04/25/2013  | 14           | 02/07/2014  | 288          | 02/10/2014 | 3            | 305 - CLOSED      | FAILED TO PROPERLY ACKNOWLEDGE RECEIPT OF GIFTS        |             |
| 0179-13 | 04/11/2013 | 04/12/2013  | 1            | 06/04/2013  | 53           | 06/04/2013 | 0            | 54 - CLOSED       | FAILED TO COMPLY WITH DEPARTMENT POLICY                |             |
| 0180-13 | 04/10/2013 | 04/23/2013  | 13           | 05/02/2013  | 9            | 05/02/2013 | 0            | 22 - INFO ONLY    | FAILURE TO TAKE REQUIRED ACTION                        |             |
| 0181-13 | 04/10/2013 | 04/25/2013  | 15           | 05/20/2013  | 25           | 05/20/2013 | 0            | 40 - CLOSED       | PROLONGED DETENTION/FAILURE TO PROPERLY INVESTIGATE    |             |
| 0182-13 | 04/10/2013 | 04/30/2013  | 20           | 02/06/2014  | 282          | 02/12/2014 | 6            | 308 - CLOSED      | DETENTION/USE OF FORCE                                 |             |
| 0183-13 | 04/15/2013 | 05/03/2013  | 18           | 10/01/2013  | 151          | 10/01/2013 | 0            | 169 - CLOSED      | INAPPROPRIATE COMMENTS AND/OR BEHAVIOR                 |             |
| 0184-13 | 04/12/2013 | 05/15/2013  | 33           | 08/28/2013  | 105          | 08/28/2013 | 0            | 138 - CLOSED      | INAPPROPRIATE BEHAVIOR                                 |             |
| 0185-13 | 04/12/2013 | 05/13/2013  | 31           | 06/24/2013  | 42           | 06/24/2013 | 0            | 73 - CLOSED       | SEXUAL MISCONDUCT/INAPPROPRIATE                        |             |
| 0186-13 | 04/12/2013 | 04/23/2013  | 11           | 06/04/2013  | 42           | 06/04/2013 | 0            | 53 - WITHDRAWN    | INAPPROPRIATE COMMENTS/BEHAVIOR                        |             |
| 0187-13 | 04/15/2013 | 04/15/2013  | 0            | 05/24/2013  | 39           | 05/24/2013 | 0            | 39 - CLOSED       | CITATION/INAPPROPRIATE BEHAVIOR AND COMMENTS           |             |
| 0188-13 | 04/15/2013 | 04/29/2013  | 14           | 12/03/2013  | 218          | 12/05/2013 | 2            | 234 - CLOSED      | UNLAWFUL ORDER TO LEAVE RESIDENCE                      |             |
| 0189-13 | 04/15/2013 | 04/16/2013  | 1            | 07/19/2013  | 94           | 07/26/2013 | 7            | 102 - MEDIATED    | POOR RESPONSE TIME                                     |             |
| 0190-13 | 04/13/2013 | 04/25/2013  | 12           | 06/07/2013  | 43           | 06/07/2013 | 0            | 55 - CLOSED       | FAILURE TO PROPERLY PROCESS PROPERTY                   |             |
| 0191-13 | 04/16/2013 | 04/25/2013  | 9            | 07/12/2013  | 78           | 07/12/2013 | 0            | 87 - CLOSED       | BIASED POLICING DUE TO RACE                            |             |
| 0192-13 | 04/16/2013 | 04/24/2013  | 8            | 01/17/2014  | 268          | 01/17/2014 | 0            | 276 - CLOSED      | UA                                                     |             |
| 0193-13 | 04/16/2013 | 04/25/2013  | 9            | 09/03/2013  | 131          | 09/03/2013 | 0            | 140 - INFO ONLY   | HARASSING AND RETALIATORY BEHAVIOR                     |             |

| Case    | Received   | Intake Done | Days Elapsed | Review Done | Days Elapsed | Closed     | Days Elapsed | Total Days/Status | Synopsis of Case                                                    | Sent to MCD |
|---------|------------|-------------|--------------|-------------|--------------|------------|--------------|-------------------|---------------------------------------------------------------------|-------------|
| 0194-13 | 04/16/2013 | 04/29/2013  | 13           | 05/20/2013  | 21           | 05/20/2013 | 0            | 34 - INFO ONLY    | UA                                                                  |             |
| 0195-13 | 04/17/2013 | 04/25/2013  | 8            | 11/06/2013  | 195          | 11/06/2013 | 0            | 203 - CLOSED      | ARREST WITHOUT CAUSE                                                |             |
| 0196-13 | 04/17/2013 | 04/25/2013  | 8            | 09/05/2013  | 133          | 09/05/2013 | 0            | 141 - CLOSED      | USE OF UNNECESSARY FORCE                                            |             |
| 0197-13 | 04/18/2013 | 04/29/2013  | 11           | 05/14/2013  | 15           | 05/15/2013 | 1            | 27 - CLOSED       | RETALIATION                                                         |             |
| 0198-13 | 04/18/2013 | 04/22/2013  | 4            | 07/12/2013  | 81           | 07/12/2013 | 0            | 85 - CLOSED       | FAILURE TO TAKE A REPORT                                            |             |
| 0199-13 | 04/19/2013 | 04/23/2013  | 4            | 08/13/2013  | 112          | 08/14/2013 | 1            | 117 - CLOSED      | INVALID ORDER/RETALIATION                                           |             |
| 0200-13 | 04/19/2013 | 04/30/2013  | 11           | 10/18/2013  | 171          | 10/23/2013 | 5            | 187 - CLOSED      | FORCE/CITATION                                                      |             |
| 0201-13 | 04/23/2013 | 05/03/2013  | 10           | 02/13/2014  | 286          | 02/13/2014 | 0            | 296 - CLOSED      | ARREST WITHOUT CAUSE                                                |             |
| 0202-13 | 04/23/2013 | 05/02/2013  | 9            | 05/17/2013  | 15           | 05/17/2013 | 0            | 24 - CLOSED       | WARRANTLESS SEARCH                                                  |             |
| 0203-13 | 04/23/2013 | 05/19/2013  | 26           | 05/05/2014  | 351          | 05/07/2014 | 2            | 379 - CLOSED      | UF BY MULTIPLE OFFICERS                                             |             |
| 0204-13 | 04/23/2013 | 04/30/2013  | 7            | 09/11/2013  | 134          | 09/11/2013 | 0            | 141 - CLOSED      | REFUSED TO ENFORCE COURT ORDER                                      |             |
| 0205-13 | 04/24/2013 | 05/08/2013  | 14           | 11/04/2013  | 180          | 11/05/2013 | 1            | 195 - CLOSED      | KIDNAPPING BY SFPD                                                  |             |
| 0206-13 | 04/25/2013 | 04/26/2013  | 1            | 08/16/2013  | 112          | 08/16/2013 | 0            | 113 - MEDIATED    | THREATENING BEHAVIOR AND COMMENTS                                   |             |
| 0207-13 | 04/19/2013 | 05/14/2013  | 25           | 12/30/2013  | 230          | 12/30/2013 | 0            | 255 - CLOSED      | MISREPRESENTING THE TRUTH                                           |             |
| 0208-13 | 04/22/2013 | 05/01/2013  | 9            | 10/22/2013  | 174          | 10/22/2013 | 0            | 183 - CLOSED      | INAPPROPRIATE LANGUAGE AND BEHAVIOR                                 |             |
| 0209-13 | 04/25/2013 | 04/29/2013  | 4            | 10/02/2013  | 156          | 10/04/2013 | 2            | 162 - CLOSED      | NEGLECT OF DUTY/ARREST W-O CAUSE                                    |             |
| 0210-13 | 04/26/2013 | 04/29/2013  | 3            | 04/29/2013  | 0            | 04/30/2013 | 1            | 4 - INFO ONLY     | ARREST W-O CAUSE/WRITING AN INACCURATE CITATION/SEIZURE OF PROPERTY |             |
| 0211-13 | 04/26/2013 | 05/10/2013  | 14           | 12/16/2013  | 220          | 12/16/2013 | 0            | 234 - CLOSED      | THE OFFICER WAS RUDE AND USED PROFANITY                             |             |
| 0212-13 | 04/29/2013 | 05/07/2013  | 8            | 10/03/2013  | 149          | 10/03/2013 | 0            | 157 - CLOSED      | OFFICER SMELLED OF ALCOHOL                                          |             |
| 0213-13 | 04/29/2013 | 05/10/2013  | 11           | 12/24/2013  | 228          | 12/31/2013 | 7            | 246 - SUSTAINED   | SEARCHED HOME WITHOUT CAUSE                                         | 01/03/2014  |
| 0214-13 | 04/30/2013 | 05/13/2013  | 13           | 07/11/2013  | 59           | 07/11/2013 | 0            | 72 - MEDIATED     | DRIVING IMPROPERLY                                                  |             |
| 0215-13 | 04/30/2013 | 05/20/2013  | 20           | 10/08/2013  | 141          | 10/21/2013 | 13           | 174 - CLOSED      | CITATION WITHOUT CAUSE                                              |             |
| 0216-13 | 05/01/2013 | 05/02/2013  | 1            | 06/27/2013  | 56           | 06/27/2013 | 0            | 57 - CLOSED       | STEALING COMP'S PROPERTY                                            |             |
| 0217-13 | 05/01/2013 | 05/03/2013  | 2            | 02/04/2014  | 277          | 02/19/2014 | 15           | 294 - SUSTAINED   | ARREST/TOW/FORCE                                                    | 02/20/2014  |
| 0218-13 | 05/01/2013 | 05/02/2013  | 1            | 11/20/2013  | 202          | 11/25/2013 | 5            | 208 - CLOSED      | UNSAFE DRIVING                                                      |             |
| 0219-13 | 05/01/2013 | 05/01/2013  | 0            | 07/11/2013  | 71           | 07/11/2013 | 0            | 71 - MEDIATED     | FAILED TO INVESTIGATE                                               |             |
| 0220-13 | 05/02/2013 | 05/10/2013  | 8            | 03/20/2014  | 314          | 03/25/2014 | 5            | 327 - CLOSED      | ARREST/FORCE/FAILURE TO INVESTIGATE                                 |             |
| 0221-13 | 05/03/2013 | 05/10/2013  | 7            | 01/23/2014  | 258          | 02/10/2014 | 18           | 283 - CLOSED      | USE OF UNNECESSARY FORCE/CITATION                                   |             |

| Case    | Received   | Intake Done | Days Elapsed | Review Done | Days Elapsed | Closed     | Days Elapsed | Total Days/Status | Synopsis of Case                                                 | Sent to MCD |
|---------|------------|-------------|--------------|-------------|--------------|------------|--------------|-------------------|------------------------------------------------------------------|-------------|
| 0222-13 | 05/03/2013 | 05/14/2013  | 11           |             |              |            |              | 607 - PENDING     | FAILED TO TAKE REQUIRED ACTION/INAPPROPRIATE BEHAVIOR & COMMENTS |             |
| 0223-13 | 04/12/2013 | 05/13/2013  | 31           | 10/21/2013  | 161          | 10/21/2013 | 0            | 192 - CLOSED      | FAILURE TO TAKE REQUIRED ACTION                                  |             |
| 0224-13 | 05/01/2013 | 05/06/2013  | 5            | 05/28/2013  | 22           | 05/28/2013 | 0            | 27 - INFO ONLY    | FAILURE TO TAKE REQUIRED ACTION                                  |             |
| 0225-13 | 05/01/2013 | 06/06/2013  | 36           | 12/16/2013  | 193          | 12/16/2013 | 0            | 229 - CLOSED      | CITATION/THREATS TO ARREST/FAILURE TO SUPERVISE                  |             |
| 0226-13 | 05/03/2013 | 05/14/2013  | 11           | 12/03/2013  | 203          | 12/27/2013 | 24           | 238 - CLOSED      | NO MEDICAL ATTENTION/INAPPROPRIATE BEHAVIOR                      |             |
| 0227-13 | 05/03/2013 | 05/27/2013  | 24           | 02/26/2014  | 275          | 03/25/2014 | 27           | 326 - SUSTAINED   | DETENTION/CITATION/FORCE/PROFANITY                               | 03/26/2014  |
| 0228-13 | 05/03/2013 | 05/10/2013  | 7            | 12/18/2013  | 222          | 12/23/2013 | 5            | 234 - CLOSED      | ARREST/FORCE                                                     |             |
| 0229-13 | 05/06/2013 | 05/23/2013  | 17           | 08/14/2013  | 83           | 08/14/2013 | 0            | 100 - CLOSED      | INAPPROPRIATE BEHAVIOR AND COMMENTS                              |             |
| 0230-13 | 05/06/2013 | 05/06/2013  | 0            | 07/19/2013  | 74           | 07/26/2013 | 7            | 81 - MEDIATED     | INAPPROPRIATE BEHAVIOR                                           |             |
| 0231-13 | 05/07/2013 | 05/28/2013  | 21           | 03/05/2014  | 281          | 03/20/2014 | 15           | 317 - SUSTAINED   | THREATS/PROFANITY/DISOURTESY                                     | 03/21/2014  |
| 0232-13 | 05/07/2013 | 05/23/2013  | 16           | 07/26/2013  | 64           | 07/26/2013 | 0            | 80 - CLOSED       | FAILURE TO PROPERLY INVESTIGATE                                  |             |
| 0233-13 | 05/07/2013 | 05/13/2013  | 6            | 01/10/2014  | 242          | 01/13/2014 | 3            | 251 - CLOSED      | FAILED TO TAKE REQUIRED ACTION                                   |             |
| 0234-13 | 05/08/2013 | 05/10/2013  | 2            | 08/27/2013  | 109          | 08/27/2013 | 0            | 111 - CLOSED      | CITATION WITHOUT CAUSE/BIASED POLICING                           |             |
| 0235-13 | 05/08/2013 | 05/08/2013  | 0            | 05/13/2013  | 5            | 05/15/2013 | 2            | 7 - INFO ONLY     | NOT RATIONALLY WITHIN OCC'S JURISDICTION.                        |             |
| 0236-13 | 05/02/2013 | 05/08/2013  | 6            | 05/13/2013  | 5            | 05/15/2013 | 2            | 13 - CLOSED       | OFFICER ENGAGED IN INAPPROPRIATE BEHAVIOR                        |             |
| 0237-13 | 05/09/2013 | 05/23/2013  | 14           | 02/04/2014  | 257          | 02/05/2014 | 1            | 272 - CLOSED      | UNNECESSARY FORCE/FAILURE TO STATE REASON FOR ARREST             |             |
| 0238-13 | 05/08/2013 | 05/30/2013  | 22           | 11/21/2013  | 175          | 11/26/2013 | 5            | 202 - MERGED      | FAILED TO TAKE REQUIRED ACTION                                   |             |
| 0239-13 | 05/02/2013 | 05/02/2013  | 0            | 05/20/2013  | 18           | 05/20/2013 | 0            | 18 - CLOSED       | INAPPROPRIATE BEHAVIOR                                           |             |
| 0240-13 | 05/13/2013 | 05/17/2013  | 4            | 11/06/2013  | 173          | 11/20/2013 | 14           | 191 - CLOSED      | FALSE REPORT                                                     |             |
| 0241-13 | 05/13/2013 | 06/04/2013  | 22           | 04/04/2014  | 304          | 04/04/2014 | 0            | 326 - CLOSED      | SEARCHED HOME WITHOUT CAUSE                                      |             |
| 0242-13 | 05/14/2013 | 05/16/2013  | 2            | 01/30/2014  | 259          | 01/31/2014 | 1            | 262 - CLOSED      | INACCURATE CITATION/INAPPROPRIATE BEHAVIOR                       |             |
| 0243-13 | 05/15/2013 | 05/20/2013  | 5            | 07/10/2013  | 51           | 07/10/2013 | 0            | 56 - CLOSED       | TRAFFIC STOP                                                     |             |
| 0244-13 | 05/15/2013 | 05/16/2013  | 1            | 05/06/2014  | 355          | 05/07/2014 | 1            | 357 - CLOSED      | 5150 DETENTION                                                   |             |
| 0245-13 | 05/13/2013 | 05/17/2013  | 4            | 05/17/2013  | 0            | 05/17/2013 | 0            | 4 - INFO ONLY     | IO-2                                                             |             |
| 0246-13 | 05/15/2013 | 05/21/2013  | 6            | 08/15/2013  | 86           | 08/15/2013 | 0            | 92 - CLOSED       | FAILURE TO TAKE REQUIRED ACTION                                  |             |
| 0247-13 | 05/13/2013 | 05/16/2013  | 3            | 05/16/2013  | 0            | 05/16/2013 | 0            | 3 - MERGED        | FAILURE TO PROCESS PROPERTY                                      |             |
| 0248-13 | 05/14/2013 | 05/17/2013  | 3            | 05/17/2013  | 0            | 05/17/2013 | 0            | 3 - INFO ONLY     | IO-1                                                             |             |
| 0249-13 | 05/16/2013 | 05/20/2013  | 4            | 07/31/2013  | 72           | 07/31/2013 | 0            | 76 - CLOSED       | INAPPROPRIATE BEHAVIOR/COMMENTS                                  |             |
| 0250-13 | 05/17/2013 | 05/31/2013  | 14           | 10/21/2013  | 143          | 10/21/2013 | 0            | 157 - CLOSED      | ARREST/PROFANITY/FORCE                                           |             |

| Case    | Received   | Intake Done | Days Elapsed | Review Done | Days Elapsed | Closed     | Days Elapsed | Total Days/Status | Synopsis of Case                                                       | Sent to MCD |
|---------|------------|-------------|--------------|-------------|--------------|------------|--------------|-------------------|------------------------------------------------------------------------|-------------|
| 0251-13 | 05/17/2013 | 05/17/2013  | 0            | 05/20/2013  | 3            | 05/20/2013 | 0            | 3 - INFO ONLY     | THIS COMPLAINT RAISES MATTERS NOT RATIONALLY WITHIN OCC JURISDICTION   |             |
| 0252-13 | 05/20/2013 | 05/23/2013  | 3            | 02/21/2014  | 274          | 02/24/2014 | 3            | 280 - CLOSED      | UF/DETENTION                                                           |             |
| 0253-13 | 05/20/2013 | 05/21/2013  | 1            | 05/21/2013  | 0            | 05/22/2013 | 1            | 2 - INFO ONLY     | DETENTION W-O JUSTIFICATION/EXCESSIVE FORCE                            |             |
| 0254-13 | 05/20/2013 | 05/23/2013  | 3            | 10/01/2013  | 131          | 10/01/2013 | 0            | 134 - CLOSED      | CITATION WITHOUT JUSTIFICATION                                         |             |
| 0255-13 | 05/20/2013 | 06/12/2013  | 23           | 06/21/2013  | 9            | 06/21/2013 | 0            | 32 - CLOSED       | CLETS MISUSE                                                           |             |
| 0256-13 | 05/21/2013 | 05/28/2013  | 7            | 02/25/2014  | 273          | 02/26/2014 | 1            | 281 - CLOSED      | INAPPROPRIATE TOUCHING DURING DETENTION                                |             |
| 0257-13 | 05/21/2013 | 06/05/2013  | 15           | 09/04/2013  | 91           | 09/04/2013 | 0            | 106 - WITHDRAWN   | DRIVING IMPROPERLY                                                     |             |
| 0258-13 | 05/20/2013 | 06/06/2013  | 17           | 12/12/2013  | 189          | 12/13/2013 | 1            | 207 - CLOSED      | DETENTION/FAILURE TO ACT/PROFILING                                     |             |
| 0259-13 | 05/21/2013 | 05/22/2013  | 1            | 05/22/2013  | 0            | 05/22/2013 | 0            | 1 - INFO ONLY     | IO2                                                                    |             |
| 0260-13 | 05/21/2013 | 05/21/2013  | 0            | 07/02/2013  | 42           | 07/02/2013 | 0            | 42 - CLOSED       | INAPPROPRIATE BEHAVIOR/COMMENTS                                        |             |
| 0261-13 | 05/22/2013 | 06/04/2013  | 13           | 09/16/2013  | 104          | 09/16/2013 | 0            | 117 - CLOSED      | FAILURE TO INVESTIGATE/FAILURE TO TAKE REPORT                          |             |
| 0262-13 | 05/23/2013 | 06/11/2013  | 19           | 06/18/2013  | 7            | 06/18/2013 | 0            | 26 - INFO ONLY    | SOLD TEST MATERIAL TO ACADEMY RECRUITS                                 |             |
| 0263-13 | 05/23/2013 | 06/10/2013  | 18           | 06/17/2013  | 7            | 06/17/2013 | 0            | 25 - INFO ONLY    | PUSHED COMP & LIED                                                     |             |
| 0264-13 | 05/23/2013 | 06/12/2013  | 20           | 12/03/2013  | 174          | 12/04/2013 | 1            | 195 - CLOSED      | SEARCHED/PUSHED TO FLOOR/THREATENED TO ARREST                          |             |
| 0265-13 | 05/23/2013 | 05/23/2013  | 0            | 09/10/2013  | 110          | 09/11/2013 | 1            | 111 - MEDIATED    | POLICE AT STATION FAILED TO ARREST COMP'S EX-HUSBAND RESTRAINING ORDER |             |
| 0266-13 | 05/24/2013 | 06/06/2013  | 13           | 08/30/2013  | 85           | 08/30/2013 | 0            | 98 - CLOSED       | PUSHED COMP & SEARCHED BELONGINGS W-O CONSENT                          |             |
| 0267-13 | 05/23/2013 | 06/11/2013  | 19           | 05/05/2014  | 328          | 05/05/2014 | 0            | 347 - CLOSED      | ARREST W-O CAUSE                                                       |             |
| 0268-13 | 05/23/2013 | 06/05/2013  | 13           | 07/10/2013  | 35           | 07/10/2013 | 0            | 48 - CLOSED       | FAILED TO TAKE REQUIRED ACTION                                         |             |
| 0269-13 | 05/28/2013 | 06/12/2013  | 15           | 02/10/2014  | 243          | 02/26/2014 | 16           | 274 - SUSTAINED   | UNNECESSARY FORCE                                                      | 02/28/2014  |
| 0270-13 | 05/28/2013 | 05/28/2013  | 0            | 11/15/2013  | 171          | 11/18/2013 | 3            | 174 - CLOSED      | CITATION W-O JUSTIFICATION                                             |             |
| 0271-13 | 05/24/2013 | 06/06/2013  | 13           | 01/15/2014  | 223          | 01/16/2014 | 1            | 237 - CLOSED      | FAILED TO TAKE REQUIRED ACTION                                         |             |
| 0272-13 | 05/28/2013 | 06/07/2013  | 10           | 10/11/2013  | 126          | 10/15/2013 | 4            | 140 - CLOSED      | THE OFFICER THREATENED HER WITH HIS CAR                                |             |
| 0273-13 | 05/29/2013 | 06/07/2013  | 9            | 07/25/2013  | 48           | 07/25/2013 | 0            | 57 - CLOSED       | UNWARRANTED TRAFFIC STOP                                               |             |
| 0274-13 | 05/29/2013 | 06/18/2013  | 20           | 10/24/2013  | 128          | 10/25/2013 | 1            | 149 - MEDIATED    | OFFICER IS SELECTIVELY ENFORCING THE LAWS                              |             |
| 0275-13 | 05/29/2013 | 06/10/2013  | 12           | 11/14/2013  | 157          | 11/18/2013 | 4            | 173 - CLOSED      | INAPPROPRIATE BEHAVIOR                                                 |             |
| 0276-13 | 05/29/2013 | 07/10/2013  | 42           | 05/06/2014  | 300          | 05/06/2014 | 0            | 342 - SUSTAINED   | VIOLATIONS OF DGO 7.01/JUVI DAUGHTER                                   | 05/07/2014  |
| 0277-13 | 05/30/2013 | 05/31/2013  | 1            | 01/28/2014  | 242          | 01/29/2014 | 1            | 244 - CLOSED      | PROPERTY PROCESSING/FALSE INCIDENT REPORT                              |             |
| 0278-13 | 05/31/2013 | 06/03/2013  | 3            | 01/23/2014  | 234          | 01/24/2014 | 1            | 238 - CLOSED      | PROFANITY/THREATS/INTIMIDATION                                         |             |
| 0279-13 | 05/30/2013 | 06/19/2013  | 20           | 07/19/2013  | 30           | 07/19/2013 | 0            | 50 - CLOSED       | INAPPROPRIATE COURT BEHAVIOR                                           |             |



| Case    | Received   | Intake Done | Days Elapsed | Review Done | Days Elapsed | Closed     | Days Elapsed | Total Days/Status | Synopsis of Case                                            | Sent to MCD |
|---------|------------|-------------|--------------|-------------|--------------|------------|--------------|-------------------|-------------------------------------------------------------|-------------|
| 0280-13 | 05/28/2013 | 07/10/2013  | 43           | 01/24/2014  | 198          | 01/24/2014 | 0            | 241 - CLOSED      | ARREST W-O CAUSE/FORCE/DESTRUCTION OF PROPERTY              |             |
| 0281-13 | 05/29/2013 | 06/06/2013  | 8            | 02/07/2014  | 246          | 02/10/2014 | 3            | 257 - CLOSED      | FAILED TO PROPERLY PROCESS EVIDENCE                         |             |
| 0282-13 | 05/29/2013 | 06/28/2013  | 30           | 07/01/2013  | 3            | 07/01/2013 | 0            | 33 - WITHDRAWN    | INAPPROPRIATE BEHAVIOR                                      |             |
| 0283-13 | 05/31/2013 | 07/22/2013  | 52           | 08/16/2013  | 25           | 08/16/2013 | 0            | 77 - CLOSED       | UNWARRANTED DETENTION                                       |             |
| 0284-13 | 05/31/2013 | 06/05/2013  | 5            | 07/01/2013  | 26           | 07/01/2013 | 0            | 31 - WITHDRAWN    | INAPPROPRIATE BEHAVIOR                                      |             |
| 0285-13 | 06/03/2013 | 06/07/2013  | 4            | 06/07/2013  | 0            | 06/07/2013 | 0            | 4 - CLOSED        | INAPPROPRIATE COMMENTS AND BEHAVIOR/FAILURE TO ISSUE A 849B |             |
| 0286-13 | 06/03/2013 | 06/18/2013  | 15           | 10/11/2013  | 115          | 10/11/2013 | 0            | 130 - CLOSED      | INAPPROPRIATE COMMENTS AND BEHAVIOR/FAILURE TO ISSUE A 849B |             |
| 0287-13 | 06/03/2013 | 06/19/2013  | 16           | 08/16/2013  | 58           | 08/16/2013 | 0            | 74 - MEDIATED     | ARREST/HANDCUFFING WITHOUT CAUSE                            |             |
| 0288-13 | 05/30/2013 | 06/19/2013  | 20           | 08/28/2013  | 70           | 08/28/2013 | 0            | 90 - CLOSED       | INACCURATE REPORT                                           |             |
| 0289-13 | 06/04/2013 | 06/21/2013  | 17           | 09/13/2013  | 84           | 09/13/2013 | 0            | 101 - CLOSED      | D/N DO ENOUGH ON NEIGHBOR DISPUTE CALL                      |             |
| 0290-13 | 06/04/2013 | 06/10/2013  | 6            | 02/07/2014  | 242          | 02/10/2014 | 3            | 251 - CLOSED      | FAILURE TO TAKE REQUIRED ACTION                             |             |
| 0291-13 | 06/05/2013 | 06/10/2013  | 5            | 12/11/2013  | 184          | 12/13/2013 | 2            | 191 - CLOSED      | DRIVING IMPROPERLY                                          |             |
| 0292-13 | 06/05/2013 | 06/27/2013  | 22           | 05/30/2014  | 337          | 05/30/2014 | 0            | 359 - CLOSED      | ENTRY/ARREST/UF/CRD AT SFSU DORM                            |             |
| 0293-13 | 06/05/2013 | 06/14/2013  | 9            | 04/07/2014  | 297          | 04/16/2014 | 9            | 315 - SUSTAINED   | RUDE STATEMENTS                                             | 04/17/2014  |
| 0294-13 | 06/05/2013 | 06/19/2013  | 14           | 07/19/2013  | 30           | 07/19/2013 | 0            | 44 - CLOSED       | ARREST WITHOUT CAUSE                                        |             |
| 0295-13 | 06/06/2013 | 06/17/2013  | 11           | 02/24/2014  | 252          | 02/28/2014 | 4            | 267 - SUSTAINED   | ARREST/RACIAL PROFILING/INAPPROPRIATE COMMENTS              | 03/04/2014  |
| 0296-13 | 06/06/2013 | 06/14/2013  | 8            | 06/27/2014  | 378          | 07/07/2014 | 10           | 396 - CLOSED      | TRAFFIC STOP/RACIAL PROFILING                               |             |
| 0297-13 | 06/06/2013 | 06/19/2013  | 13           | 04/21/2014  | 306          | 04/21/2014 | 0            | 319 - CLOSED      | ENTRY/INAPPROPRIATE BEHAVIOR/INTIMIDATION                   |             |
| 0298-13 | 06/07/2013 | 06/07/2013  | 0            | 07/29/2013  | 52           | 07/29/2013 | 0            | 52 - CLOSED       | CITE/RACIAL PROFILING                                       |             |
| 0299-13 | 06/07/2013 | 06/07/2013  | 0            | 08/21/2013  | 75           | 10/30/2013 | 70           | 145 - CLOSED      | RACIAL PROFILING                                            |             |
| 0300-13 | 06/07/2013 | 06/07/2013  | 0            | 08/22/2013  | 76           | 08/22/2013 | 0            | 76 - CLOSED       | CITATION                                                    |             |
| 0301-13 | 06/10/2013 | 06/12/2013  | 2            | 06/13/2013  | 1            | 06/13/2013 | 0            | 3 - INFO ONLY     | ARREST WITHOUT CAUSE                                        |             |
| 0302-13 | 06/10/2013 | 06/14/2013  | 4            | 09/05/2013  | 83           | 09/09/2013 | 4            | 91 - CLOSED       | FORCE USED DURING CITATION                                  |             |
| 0303-13 | 06/10/2013 | 06/12/2013  | 2            | 12/24/2013  | 195          | 12/27/2013 | 3            | 200 - SUSTAINED   | RUDE AND AGGRESSIVE BEHAVIOR                                |             |
| 0304-13 | 06/11/2013 | 06/28/2013  | 17           | 04/07/2014  | 283          | 04/08/2014 | 1            | 301 - CLOSED      | FAILED TO PROPERLY INVESTIGATE/RACIAL BIAS                  |             |
| 0305-13 | 06/11/2013 | 06/21/2013  | 10           | 05/18/2014  | 331          | 05/21/2014 | 3            | 344 - CLOSED      | UNNECESSARY FORCE/DETENTION                                 |             |
| 0306-13 | 06/11/2013 | 06/19/2013  | 8            | 07/06/2013  | 17           | 07/06/2013 | 0            | 25 - CLOSED       | FAILED TO TAKE REQUIRED ACTION                              |             |
| 0307-13 | 06/11/2013 | 06/27/2013  | 16           | 08/27/2013  | 61           | 08/28/2013 | 1            | 78 - MEDIATED     | FAILED TO TAKE REQUIRED ACTION                              |             |
| 0308-13 | 06/12/2013 | 06/12/2013  | 0            | 08/16/2013  | 65           | 08/16/2013 | 0            | 65 - MEDIATED     | FAILED TO TAKE REQUIRED ACTION/BEHAVIOR                     |             |
| 0309-13 | 06/13/2013 | 06/27/2013  | 14           | 05/08/2014  | 315          | 05/13/2014 | 5            | 334 - CLOSED      | UNNECESSARY FORCE                                           |             |

| Case    | Received   | Intake Done | Days Elapsed | Review Done | Days Elapsed | Closed     | Days Elapsed | Total Days/Status | Synopsis of Case                               | Sent to MCD |
|---------|------------|-------------|--------------|-------------|--------------|------------|--------------|-------------------|------------------------------------------------|-------------|
| 0310-13 | 06/13/2013 | 07/02/2013  | 19           | 01/23/2014  | 205          | 01/23/2014 | 0            | 224 - CLOSED      | FAILURE TO PROPERLY DOCUMENT & RETURN PROPERTY |             |
| 0311-13 | 06/04/2013 | 06/18/2013  | 14           | 09/13/2013  | 87           | 09/13/2013 | 0            | 101 - MEDIATED    | HARASSMENT                                     |             |
| 0312-13 | 06/14/2013 | 06/28/2013  | 14           | 05/30/2014  | 336          | 05/30/2014 | 0            | 350 - CLOSED      | UF ON OCCUPIERS OF HAYES ST FARM               |             |
| 0313-13 | 06/14/2013 | 06/14/2013  | 0            | 11/13/2013  | 152          | 11/13/2013 | 0            | 152 - CLOSED      | FAILURE TO INVESTIGATE                         |             |
| 0314-13 | 06/14/2013 | 06/27/2013  | 13           | 11/13/2013  | 139          | 11/13/2013 | 0            | 152 - CLOSED      | FAILURE TO TAKE REQD ACTION                    |             |
| 0315-13 | 06/17/2013 | 06/28/2013  | 11           | 12/20/2013  | 175          | 12/23/2013 | 3            | 189 - CLOSED      | SLAMMED TO GROUND                              |             |
| 0316-13 | 06/17/2013 | 06/30/2013  | 13           | 07/03/2013  | 3            | 07/03/2013 | 0            | 16 - MERGED       | UF/DETENTION                                   |             |
| 0317-13 | 06/17/2013 | 06/28/2013  | 11           | 04/17/2014  | 293          | 04/18/2014 | 1            | 305 - CLOSED      | DETENTION/SEARCH/RACIAL BIAS                   |             |
| 0318-13 | 06/17/2013 | 07/10/2013  | 23           | 03/14/2014  | 247          | 04/03/2014 | 20           | 290 - SUSTAINED   | UF/INAPPROPRIATE BEHAVIOR                      | 04/07/2014  |
| 0319-13 | 06/18/2013 | 06/20/2013  | 2            | 09/16/2013  | 88           | 09/16/2013 | 0            | 90 - CLOSED       | HARASSMENT                                     |             |
| 0320-13 | 06/18/2013 | 06/26/2013  | 8            | 05/30/2014  | 338          | 06/05/2014 | 6            | 352 - SUSTAINED   | FORCE/SEXUAL SLUR/INAPPROPRIATE BEHAVIOR       | 06/05/2014  |
| 0321-13 | 06/18/2013 | 06/21/2013  | 3            | 07/26/2013  | 35           | 07/31/2013 | 5            | 43 - MEDIATED     | CITATION/SELECTIVE ENFORCEMENT                 |             |
| 0322-13 | 06/19/2013 | 06/19/2013  | 0            | 05/13/2014  | 328          | 05/13/2014 | 0            | 328 - CLOSED      | USE OF UNNECESSARY FORCE                       |             |
| 0323-13 | 06/19/2013 | 06/19/2013  | 0            | 07/09/2013  | 20           | 07/09/2013 | 0            | 20 - CLOSED       | INAPPROPRIATE BEHAVIOR/COMMENTS                |             |
| 0324-13 | 06/20/2013 | 06/21/2013  | 1            | 06/04/2014  | 348          | 06/10/2014 | 6            | 355 - SUSTAINED   | FAILED TO PROVIDE INTERPRETER                  | 06/10/2014  |
| 0325-13 | 06/20/2013 | 06/21/2013  | 1            | 12/13/2013  | 175          | 12/16/2013 | 3            | 179 - CLOSED      | FAILED TO TAKE REQUIRED ACTION                 |             |
| 0326-13 | 06/24/2013 | 07/09/2013  | 15           | 11/12/2013  | 126          | 11/14/2013 | 2            | 143 - CLOSED      | INACCURATE CITATION/INAPPROPRIATE BEHAVIOR     |             |
| 0327-13 | 06/24/2013 | 07/10/2013  | 16           | 12/16/2013  | 159          | 12/16/2013 | 0            | 175 - CLOSED      | INAPPROPRIATE BEHAVIOR AND COMMENTS            |             |
| 0328-13 | 06/24/2013 | 07/10/2013  | 16           | 04/16/2014  | 280          | 04/16/2014 | 0            | 296 - CLOSED      | SEIZURE OF PROPERTY                            |             |
| 0329-13 | 06/06/2013 | 07/09/2013  | 33           | 08/29/2013  | 51           | 08/30/2013 | 1            | 85 - MEDIATED     | ARREST/FORCE                                   |             |
| 0330-13 | 06/18/2013 | 07/12/2013  | 24           | 07/21/2014  | 374          | 07/22/2014 | 1            | 399 - CLOSED      | ARREST/FORCE                                   |             |
| 0331-13 | 06/20/2013 | 07/10/2013  | 20           | 10/21/2013  | 103          | 10/22/2013 | 1            | 124 - CLOSED      | BIASED POLICING                                |             |
| 0332-13 | 06/25/2013 | 07/10/2013  | 15           | 03/17/2014  | 250          | 03/19/2014 | 2            | 267 - CLOSED      | SHOT COMP'S DOG                                |             |
| 0333-13 | 06/25/2013 | 06/25/2013  | 0            | 06/26/2013  | 1            | 06/26/2013 | 0            | 1 - INFO ONLY     | IO-2 NOT RATIONALLY RELATED                    |             |
| 0334-13 | 06/26/2013 | 06/27/2013  | 1            | 06/27/2013  | 0            | 06/27/2013 | 0            | 1 - INFO ONLY     | IO-2 NOT RATIONALLY RELATED                    |             |
| 0335-13 | 06/27/2013 | 07/11/2013  | 14           | 11/15/2013  | 127          | 11/15/2013 | 0            | 141 - CLOSED      | ARREST/USE OF FORCE                            |             |
| 0336-13 | 06/18/2013 | 07/05/2013  | 17           | 09/03/2013  | 60           | 09/03/2013 | 0            | 77 - CLOSED       | RUDE                                           |             |
| 0337-13 | 06/27/2013 | 07/10/2013  | 13           | 08/16/2013  | 37           | 08/16/2013 | 0            | 50 - CLOSED       | INAPPROPRIATE BEHAVIOR                         |             |
| 0338-13 | 06/27/2013 | 07/18/2013  | 21           | 04/04/2014  | 260          | 04/04/2014 | 0            | 281 - CLOSED      | DETENTION W-O CAUSE/ISSUING INVALID ORDER      |             |
| 0339-13 | 06/28/2013 | 07/02/2013  | 4            | 07/02/2013  | 0            | 07/02/2013 | 0            | 4 - INFO ONLY     | IO-1                                           |             |

| Case    | Received   | Intake Done | Days Elapsed | Review Done | Days Elapsed | Closed     | Days Elapsed | Total Days/Status | Synopsis of Case                                             | Sent to MCD |
|---------|------------|-------------|--------------|-------------|--------------|------------|--------------|-------------------|--------------------------------------------------------------|-------------|
| 0340-13 | 06/24/2013 | 07/05/2013  | 11           | 08/29/2013  | 55           | 08/30/2013 | 1            | 67 - MEDIATED     | FAILURE TO TAKE REQUIRED ACTION                              |             |
| 0341-13 | 06/25/2013 | 07/02/2013  | 7            | 04/15/2014  | 287          | 04/16/2014 | 1            | 295 - CLOSED      | INACCURATE REPORT                                            |             |
| 0342-13 | 06/27/2013 | 06/27/2013  | 0            | 07/01/2013  | 4            | 07/01/2013 | 0            | 4 - INFO ONLY     | FAILURE TO TAKE REQUIRED ACTION                              |             |
| 0343-13 | 07/01/2013 | 07/22/2013  | 21           | 01/03/2014  | 165          | 01/03/2014 | 0            | 186 - CLOSED      | DETENTION W-O JUSTIFICATION/UF                               |             |
| 0344-13 | 07/02/2013 | 07/15/2013  | 13           | 05/16/2014  | 305          | 05/28/2014 | 12           | 330 - SUSTAINED   | D/N PROVIDE CANTONESE INTERPRETER                            | 05/29/2014  |
| 0345-13 | 07/02/2013 | 07/15/2013  | 13           | 08/28/2013  | 44           | 08/28/2013 | 0            | 57 - CLOSED       | TOOK NO ACTION CONCERNING NAKED MAN                          |             |
| 0346-13 | 07/02/2013 | 07/24/2013  | 22           | 03/11/2014  | 230          | 03/11/2014 | 0            | 252 - CLOSED      | OFFICER D/N COME TO COMP'S HOME AS REQUESTED                 |             |
| 0347-13 | 07/02/2013 | 07/03/2013  | 1            | 07/05/2013  | 2            | 07/10/2013 | 5            | 8 - INFO ONLY     | IO-1                                                         |             |
| 0348-13 | 07/12/2013 | 07/19/2013  | 7            | 07/19/2013  | 0            | 07/19/2013 | 0            | 7 - INFO ONLY     | UA                                                           |             |
| 0349-13 | 07/05/2013 | 07/25/2013  | 20           | 12/13/2013  | 141          | 12/18/2013 | 5            | 166 - SUSTAINED   | THE OFFICER WAS RUDE                                         | 12/19/2013  |
| 0350-13 | 07/05/2013 | 07/24/2013  | 19           | 11/22/2013  | 121          | 11/26/2013 | 4            | 144 - CLOSED      | FAILURE TO TAKE REQUIRED ACTION                              |             |
| 0351-13 | 07/03/2013 | 07/18/2013  | 15           | 10/25/2013  | 99           | 10/25/2013 | 0            | 114 - MEDIATED    | CITATION/RUDE                                                |             |
| 0352-13 | 07/01/2013 | 08/09/2013  | 39           | 12/31/2013  | 144          | 12/31/2013 | 0            | 183 - CLOSED      | DETAIN/SEARCH                                                |             |
| 0353-13 | 07/05/2013 | 07/26/2013  | 21           | 11/15/2013  | 112          | 11/15/2013 | 0            | 133 - CLOSED      | UNSAFE DRIVING                                               |             |
| 0354-13 | 07/08/2013 | 07/10/2013  | 2            | 10/25/2013  | 107          | 10/28/2013 | 3            | 112 - CLOSED      | SLAMMED LEG IN PATROL CAR DOOR                               |             |
| 0355-13 | 07/03/2013 | 07/17/2013  | 14           | 08/21/2013  | 35           | 08/21/2013 | 0            | 49 - CLOSED       | CITE                                                         |             |
| 0356-13 | 07/03/2013 | 07/17/2013  | 14           | 10/17/2013  | 92           | 10/22/2013 | 5            | 111 - CLOSED      | CITE                                                         |             |
| 0357-13 | 07/03/2013 | 07/17/2013  | 14           | 09/13/2013  | 58           | 09/13/2013 | 0            | 72 - CLOSED       | DETENTION                                                    |             |
| 0358-13 | 07/09/2013 | 07/09/2013  | 0            | 08/29/2013  | 51           | 08/30/2013 | 1            | 52 - CLOSED       | INAPPROPRIATE BEHAVIOR/COMMENTS                              |             |
| 0359-13 | 07/09/2013 | 07/24/2013  | 15           | 05/28/2014  | 308          | 05/29/2014 | 1            | 324 - CLOSED      | INAPPROPRIATE BEHAVIOR AND COMMENTS                          |             |
| 0360-13 | 07/09/2013 | 07/24/2013  | 15           | 08/27/2013  | 34           | 08/28/2013 | 1            | 50 - MEDIATED     | FAILURE TO PROPERLY INVESTIGATE/INAPPROPRIATE BEHAVIOR       |             |
| 0361-13 | 07/09/2013 | 07/10/2013  | 1            | 10/24/2013  | 106          | 10/25/2013 | 1            | 108 - MEDIATED    | ISSUED INACCURATE CITATION/THREATS OF ARREST/GRABBED HER ARM |             |
| 0362-13 | 07/02/2013 | 07/11/2013  | 9            | 05/01/2014  | 294          | 05/01/2014 | 0            | 303 - CLOSED      | PROFANITY/THREATS/INTIMIDATION                               |             |
| 0363-13 | 07/10/2013 | 07/11/2013  | 1            | 11/19/2013  | 131          | 11/19/2013 | 0            | 132 - CLOSED      | CITATION AND BIASED POLICING DUE TO RACE                     |             |
| 0364-13 | 07/09/2013 | 07/16/2013  | 7            | 06/25/2014  | 344          | 07/07/2014 | 12           | 363 - CLOSED      | TOWING WITHOUT JUSTIFICATION                                 |             |
| 0365-13 | 07/05/2013 | 07/11/2013  | 6            | 10/22/2013  | 103          | 10/23/2013 | 1            | 110 - CLOSED      | INAPPROPRIATE COMMENTS/BEHAVIOR                              |             |
| 0366-13 | 07/12/2013 | 07/19/2013  | 7            | 12/18/2013  | 152          | 12/23/2013 | 5            | 164 - CLOSED      | ARREST WITHOUT CAUSE/RACIALLY BIASED POLICING                |             |
| 0367-13 | 07/12/2013 | 07/16/2013  | 4            | 08/16/2013  | 31           | 08/16/2013 | 0            | 35 - MEDIATED     | FALSE ACCUSATION OF TRESPASSING/INTIMIDATION                 |             |
| 0368-13 | 07/12/2013 | 07/16/2013  | 4            | 12/16/2013  | 153          | 12/16/2013 | 0            | 157 - CLOSED      | YELLING AND ACTING AGGRESSIVELY                              |             |
| 0369-13 | 07/15/2013 | 07/17/2013  | 2            | 10/10/2013  | 85           | 10/10/2013 | 0            | 87 - CLOSED       | ARREST WITHOUT CAUSE                                         |             |

| Case    | Received   | Intake Done | Days Elapsed | Review Done | Days Elapsed | Closed     | Days Elapsed | Total Days/Status | Synopsis of Case                                                 | Sent to MCD |
|---------|------------|-------------|--------------|-------------|--------------|------------|--------------|-------------------|------------------------------------------------------------------|-------------|
| 0370-13 | 07/15/2013 | 07/25/2013  | 10           | 09/10/2013  | 47           | 09/11/2013 | 1            | 58 - MEDIATED     | UNWARRANTED CITE/RUDE                                            |             |
| 0371-13 | 07/16/2013 | 07/16/2013  | 0            | 07/18/2013  | 2            | 07/19/2013 | 1            | 3 - CLOSED        | IO-2                                                             |             |
| 0372-13 | 07/16/2013 | 07/25/2013  | 9            | 03/05/2014  | 223          | 03/05/2014 | 0            | 232 - CLOSED      | BIASED POLICING/CITATION/PROPERTY PROCESS/INAPPROPRIATE COMMENTS |             |
| 0373-13 | 07/16/2013 | 08/14/2013  | 29           | 10/02/2013  | 49           | 10/02/2013 | 0            | 78 - MEDIATED     | INAPPROPRIATE COMMENTS/BEHAVIOR/BIASED POLICING                  |             |
| 0374-13 | 07/16/2013 | 07/25/2013  | 9            | 04/18/2014  | 267          | 04/21/2014 | 3            | 279 - CLOSED      | USE OF FORCE DURING DETENTION/RACIAL BIAS                        |             |
| 0375-13 | 07/17/2013 | 07/25/2013  | 8            | 07/25/2013  | 0            | 10/28/2013 | 95           | 103 - CLOSED      | SEARCH PURSE WITHOUT CAUSE                                       |             |
| 0376-13 | 07/15/2013 | 08/07/2013  | 23           | 10/21/2013  | 75           | 10/21/2013 | 0            | 98 - CLOSED       | CITE/RUDE                                                        |             |
| 0377-13 | 07/18/2013 | 07/18/2013  | 0            | 02/21/2014  | 218          | 02/24/2014 | 3            | 221 - CLOSED      | AIMING A FIREARM WITHOUT JUSTIFICATION                           |             |
| 0378-13 | 07/18/2013 | 08/07/2013  | 20           | 02/21/2014  | 198          | 02/24/2014 | 3            | 221 - CLOSED      | FAILURE TO PROPERLY INVESTIGATE                                  |             |
| 0379-13 | 07/18/2013 | 08/07/2013  | 20           | 10/21/2013  | 75           | 10/21/2013 | 0            | 95 - MEDIATED     | MULTIPLE 5150'S/FAILURE TO TAKE REQUIRED ACTION                  |             |
| 0380-13 | 07/19/2013 | 08/02/2013  | 14           | 02/07/2014  | 189          | 02/10/2014 | 3            | 206 - CLOSED      | CITATION WITHOUT CAUSE/PROFANITY/BIASED POLICING                 |             |
| 0381-13 | 07/19/2013 | 07/23/2013  | 4            | 07/18/2014  | 360          | 07/18/2014 | 0            | 364 - CLOSED      | POLICE BEATING AND STEALING SHOELACES                            |             |
| 0382-13 | 07/18/2013 | 07/22/2013  | 4            | 10/10/2013  | 80           | 10/21/2013 | 11           | 95 - MEDIATED     | INAPPROPRIATE BEHAVIOR                                           |             |
| 0383-13 | 07/18/2013 | 07/22/2013  | 4            | 10/10/2013  | 80           | 10/21/2013 | 11           | 95 - MEDIATED     | INAPPROPRIATE BEHAVIOR                                           |             |
| 0384-13 | 07/18/2013 | 07/18/2013  | 0            | 12/09/2013  | 144          | 12/13/2013 | 4            | 148 - CLOSED      | CITATION/BIASED POLICING                                         |             |
| 0385-13 | 07/19/2013 | 07/23/2013  | 4            | 08/30/2013  | 38           | 04/01/2014 | 214          | 256 - INFO ONLY   | UNLAWFUL SURVEILLANCE                                            |             |
| 0386-13 | 07/19/2013 | 07/23/2013  | 4            | 07/26/2013  | 3            | 07/26/2013 | 0            | 7 - INFO ONLY     | OFFICER YELLED AT AND PUSHED AN ELDERLY MAN                      |             |
| 0387-13 | 07/19/2013 | 08/07/2013  | 19           | 12/20/2013  | 135          | 12/23/2013 | 3            | 157 - CLOSED      | PROFANITY/INAPPROPRIATE COMMENTS/BEHAVIOR/CITE                   |             |
| 0388-13 | 07/22/2013 | 07/26/2013  | 4            | 09/30/2013  | 66           | 09/30/2013 | 0            | 70 - MEDIATED     | THE OFFICER WAS NOT NICE                                         |             |
| 0389-13 | 07/23/2013 | 07/23/2013  | 0            | 07/24/2013  | 1            | 07/24/2013 | 0            | 1 - CLOSED        | Q38 GAVE WRONG PH. # FOR PAWN SHOP                               |             |
| 0390-13 | 07/23/2013 | 08/02/2013  | 10           | 10/03/2013  | 62           | 10/04/2013 | 1            | 73 - CLOSED       | DRIVING UNSAFELY                                                 |             |
| 0391-13 | 07/24/2013 | 07/26/2013  | 2            | 10/04/2013  | 70           | 10/04/2013 | 0            | 72 - CLOSED       | CITATION WITHOUT CAUSE                                           |             |
| 0392-13 | 07/24/2013 | 08/06/2013  | 13           | 11/27/2013  | 113          | 11/27/2013 | 0            | 126 - CLOSED      | FAILURE TO TAKE REQUIRED ACTION                                  |             |
| 0393-13 | 07/22/2013 | 08/16/2013  | 25           | 03/28/2014  | 224          | 03/31/2014 | 3            | 252 - CLOSED      | CITATION/INAPPROPRIATE BEHAVIOR                                  |             |
| 0394-13 | 07/22/2013 | 07/26/2013  | 4            | 08/05/2013  | 10           | 08/07/2013 | 2            | 16 - INFO ONLY    | DELAYED DISPATCH                                                 |             |
| 0395-13 | 07/22/2013 | 08/06/2013  | 15           | 04/10/2014  | 247          | 04/14/2014 | 4            | 266 - CLOSED      | ARREST/FORCE                                                     |             |
| 0396-13 | 07/22/2013 | 08/16/2013  | 25           | 10/11/2013  | 56           | 10/11/2013 | 0            | 81 - CLOSED       | FAILURE TO TAKE ACTION                                           |             |
| 0397-13 | 07/24/2013 | 08/02/2013  | 9            | 06/17/2014  | 319          | 06/20/2014 | 3            | 331 - CLOSED      | ENTRY/FORCE/INAPPROPRIATE COMMENTS                               |             |
| 0398-13 | 07/22/2013 | 07/23/2013  | 1            | 10/02/2013  | 71           | 10/02/2013 | 0            | 72 - INFO ONLY    | CITATION IO-1 UC POLICE                                          |             |
| 0399-13 | 07/22/2013 | 08/01/2013  | 10           | 02/21/2014  | 204          | 02/25/2014 | 4            | 218 - CLOSED      | CITE/CUFF/THREATS                                                |             |

| Case    | Received   | Intake Done | Days Elapsed | Review Done | Days Elapsed | Closed     | Days Elapsed | Total Days/Status | Synopsis of Case                                                         | Sent to MCD |
|---------|------------|-------------|--------------|-------------|--------------|------------|--------------|-------------------|--------------------------------------------------------------------------|-------------|
| 0400-13 | 07/24/2013 | 08/14/2013  | 21           | 09/10/2013  | 27           | 09/11/2013 | 1            | 49 - MEDIATED     | INAPPROPRIATE COMMENTS                                                   |             |
| 0401-13 | 07/29/2013 | 08/05/2013  | 7            | 10/11/2013  | 67           | 10/21/2013 | 10           | 84 - CLOSED       | INTIMIDATION/INAPPROPRIATE COMMENTS/BEHAVIOR/RUDE COMMENTS               |             |
| 0402-13 | 07/29/2013 | 08/12/2013  | 14           | 08/25/2013  | 13           | 07/08/2014 | 317          | 344 - CLOSED      | RACIAL PROFILING/INACCURATE CITATION/INAPPROPRIATE COMMENTS AND BEHAVIOR |             |
| 0403-13 | 07/29/2013 | 08/01/2013  | 3            | 12/26/2013  | 147          | 12/27/2013 | 1            | 151 - MEDIATED    | FAILURE TO TAKE REQUIRED ACTION                                          |             |
| 0404-13 | 07/29/2013 | 07/29/2013  | 0            | 11/19/2013  | 113          | 11/19/2013 | 0            | 113 - CLOSED      | RUDE/UNWARRANTED ARREST/FAILED TO PROPERLY PROCESS PROPERTY              |             |
| 0405-13 | 07/30/2013 | 08/06/2013  | 7            | 04/08/2014  | 245          | 04/09/2014 | 1            | 253 - CLOSED      | BOOKED EVEN THOUGH IDENTITY DID NOT MATCH WARRANT                        |             |
| 0406-13 | 07/30/2013 | 08/05/2013  | 6            | 04/03/2014  | 241          | 06/18/2014 | 76           | 323 - SUSTAINED   | CITATION, DETENTION                                                      | 06/20/2014  |
| 0407-13 | 07/30/2013 | 08/07/2013  | 8            | 09/20/2013  | 44           | 10/01/2013 | 11           | 63 - CLOSED       | DETENTION, UF                                                            |             |
| 0408-13 | 07/31/2013 | 08/13/2013  | 13           | 08/14/2013  | 1            | 08/15/2013 | 1            | 15 - CLOSED       | 5150 DETENTION W/O CAUSE                                                 |             |
| 0409-13 | 08/01/2013 | 08/02/2013  | 1            | 01/27/2014  | 178          | 04/08/2014 | 71           | 250 - CLOSED      | CITATION W-O CAUSE                                                       |             |
| 0410-13 | 08/01/2013 | 08/01/2013  | 0            | 10/21/2013  | 81           | 10/21/2013 | 0            | 81 - MEDIATED     | DETENTION W-O JUSTIFICATION                                              |             |
| 0411-13 | 07/24/2013 | 08/23/2013  | 30           | 11/19/2013  | 88           | 11/20/2013 | 1            | 119 - CLOSED      | BIASED POLICING                                                          |             |
| 0412-13 | 07/25/2013 | 08/19/2013  | 25           | 08/20/2013  | 1            | 08/20/2013 | 0            | 26 - WITHDRAWN    | MISUSE OF POLICE AUTHORITY                                               |             |
| 0413-13 | 07/26/2013 | 08/23/2013  | 28           | 04/08/2014  | 228          | 04/10/2014 | 2            | 258 - CLOSED      | SEARCH & SEIZURE/ARREST & COMMENTS/BEHAVIOR                              |             |
| 0414-13 | 07/31/2013 | 08/21/2013  | 21           | 12/13/2013  | 114          | 12/13/2013 | 0            | 135 - MEDIATED    | INAPPROPRIATE COMMENTS/BEHAVIOR                                          |             |
| 0415-13 | 07/31/2013 | 08/21/2013  | 21           | 02/25/2014  | 188          | 02/26/2014 | 1            | 210 - CLOSED      | MISUSE OF PRIVATE INFORMATION                                            |             |
| 0416-13 | 07/31/2013 | 08/06/2013  | 6            | 01/29/2014  | 176          | 01/31/2014 | 2            | 184 - CLOSED      | INAPPROPRIATE COMMENTS/BEHAVIOR                                          |             |
| 0417-13 | 08/02/2013 | 08/06/2013  | 4            | 02/12/2014  | 190          | 02/12/2014 | 0            | 194 - WITHDRAWN   | RUDE AND INSENSITIVE COMMENTS                                            |             |
| 0418-13 | 08/02/2013 | 08/06/2013  | 4            | 08/06/2013  | 0            | 08/07/2013 | 1            | 5 - INFO ONLY     | TO SFPD INTERNAL AFFAIRS                                                 |             |
| 0419-13 | 08/02/2013 | 08/09/2013  | 7            | 06/13/2014  | 308          | 06/13/2014 | 0            | 315 - CLOSED      | FAILURE TO TAKE REQUIRED ACTION                                          |             |
| 0420-13 | 08/02/2013 | 08/09/2013  | 7            | 04/10/2014  | 244          | 04/28/2014 | 18           | 269 - SUSTAINED   | INAPPROPRIATE BEHAVIOR/TRAFFIC STOP                                      | 05/01/2014  |
| 0421-13 | 08/02/2013 | 08/15/2013  | 13           | 03/04/2014  | 201          | 03/04/2014 | 0            | 214 - CLOSED      | CITATION WITHOUT JUSTIFICATION                                           |             |
| 0422-13 | 08/05/2013 | 08/09/2013  | 4            | 08/26/2013  | 17           | 08/26/2013 | 0            | 21 - INFO ONLY    | IO1                                                                      |             |
| 0423-13 | 08/01/2013 | 08/01/2013  | 0            | 08/08/2013  | 7            | 08/08/2013 | 0            | 7 - INFO ONLY     | IO2                                                                      |             |
| 0424-13 | 08/01/2013 | 08/12/2013  | 11           | 08/16/2013  | 4            | 08/16/2013 | 0            | 15 - INFO ONLY    | INAPPROPRIATE BEHAVIOR                                                   |             |
| 0425-13 | 08/04/2013 | 08/14/2013  | 10           | 10/22/2013  | 69           | 10/23/2013 | 1            | 80 - CLOSED       | DETENTION/CITATION/INAPPROPRIATE COMMENTS                                |             |
| 0426-13 | 08/05/2013 | 08/07/2013  | 2            | 08/23/2013  | 16           | 08/26/2013 | 3            | 21 - INFO ONLY    | INAPPROPRIATE BEHAVIOR                                                   |             |
| 0427-13 | 08/06/2013 | 08/08/2013  | 2            | 10/03/2013  | 56           | 10/03/2013 | 0            | 58 - CLOSED       | FAILURE TO PROPERLY PROCESS PROPERTY                                     |             |
| 0428-13 | 08/06/2013 | 08/26/2013  | 20           | 07/10/2014  | 318          | 07/15/2014 | 5            | 343 - SUSTAINED   | ARREST W-O CAUSE/UNNECESSARY FORCE                                       | 07/16/2014  |
| 0429-13 | 08/06/2013 | 08/07/2013  | 1            | 12/19/2013  | 134          | 12/23/2013 | 4            | 139 - CLOSED      | FAILURE TO TAKE REQUIRED ACTION                                          |             |
| 0430-13 | 08/07/2013 | 08/08/2013  | 1            | 08/08/2013  | 0            | 08/08/2013 | 0            | 1 - INFO ONLY     | IO-2                                                                     |             |

| Case    | Received   | Intake Done | Days Elapsed | Review Done | Days Elapsed | Closed     | Days Elapsed | Total Days/Status | Synopsis of Case                                              | Sent to MCD |
|---------|------------|-------------|--------------|-------------|--------------|------------|--------------|-------------------|---------------------------------------------------------------|-------------|
| 0431-13 | 08/07/2013 | 08/13/2013  | 6            | 12/12/2013  | 121          | 12/12/2013 | 0            | 127 - CLOSED      | CITATION W-O JUSTIFICATION/INAPPROPRIATE BEHAVIOR             |             |
| 0432-13 | 08/07/2013 | 08/16/2013  | 9            | 08/05/2014  | 354          | 08/06/2014 | 1            | 364 - CLOSED      | CITATION W-O JUSTIFICATION/RACIAL BIAS                        |             |
| 0433-13 | 08/07/2013 | 08/22/2013  | 15           | 05/30/2014  | 281          | 07/17/2014 | 48           | 344 - SUSTAINED   | FAILURE TO TAKE REQUIRED ACTION                               | 07/17/2014  |
| 0434-13 | 08/06/2013 | 08/06/2013  | 0            | 04/30/2014  | 267          | 06/02/2014 | 33           | 300 - SUSTAINED   | PROFANITY/SEXUAL SLUR                                         | 06/04/2014  |
| 0435-13 | 08/08/2013 | 08/09/2013  | 1            | 08/12/2013  | 3            | 08/12/2013 | 0            | 4 - INFO ONLY     | IO1                                                           |             |
| 0436-13 | 08/07/2013 | 08/26/2013  | 19           | 02/27/2014  | 185          | 02/27/2014 | 0            | 204 - CLOSED      | DETENTION/INAPP BEHAVIOR                                      |             |
| 0437-13 | 08/08/2013 | 08/12/2013  | 4            | 01/22/2014  | 163          | 01/22/2014 | 0            | 167 - CLOSED      | RUDE AND THREATENING BEHAVIOR/FAILED TO TAKE REQUIRED ACTION  |             |
| 0438-13 | 08/08/2013 | 08/12/2013  | 4            | 11/27/2013  | 107          | 11/27/2013 | 0            | 111 - MEDIATED    | INAPPROPRIATE BEHAVIOR/COMMENTS                               |             |
| 0439-13 | 08/09/2013 | 08/29/2013  | 20           | 04/07/2014  | 221          | 04/08/2014 | 1            | 242 - CLOSED      | FORCE USED DURING DETENTION                                   |             |
| 0440-13 | 08/09/2013 | 08/23/2013  | 14           | 08/27/2013  | 4            | 08/27/2013 | 0            | 18 - INFO ONLY    | INAPPROPRIATE BEHAVIOR/PROPERTY                               |             |
| 0441-13 | 08/12/2013 | 08/22/2013  | 10           | 06/24/2014  | 306          | 07/14/2014 | 20           | 336 - SUSTAINED   | DRAWING FIREARM/INAPPROPRIATE BEHAVIOR                        | 07/15/2014  |
| 0442-13 | 08/09/2013 | 08/27/2013  | 18           | 04/22/2014  | 238          | 04/22/2014 | 0            | 256 - CLOSED      | ARREST/FORCE                                                  |             |
| 0443-13 | 08/14/2013 | 09/20/2013  | 37           | 08/12/2014  | 326          | 08/13/2014 | 1            | 364 - CLOSED      | FAILED TO FOLLOW JUVENILE PROCEDURES                          |             |
| 0444-13 | 08/14/2013 | 09/09/2013  | 26           | 04/21/2014  | 224          | 04/21/2014 | 0            | 250 - CLOSED      | INAPPROPRIATE COMMENTS                                        |             |
| 0445-13 | 08/15/2013 | 08/23/2013  | 8            | 10/24/2013  | 62           | 10/25/2013 | 1            | 71 - MEDIATED     | FAILED TO TAKE REQUIRED ACTION TO ARREST SUSPECTS & DA REVIEW |             |
| 0446-13 | 08/15/2013 | 09/05/2013  | 21           | 12/31/2013  | 117          | 12/31/2013 | 0            | 138 - CLOSED      | STRIP SEARCH/CURSING/INAPPROPRIATE BEHAVIOR                   |             |
| 0447-13 | 08/15/2013 | 08/26/2013  | 11           | 04/25/2014  | 242          | 04/30/2014 | 5            | 258 - CLOSED      | INAPPROPRIATE COMMENT                                         |             |
| 0448-13 | 08/15/2013 | 08/16/2013  | 1            | 10/02/2013  | 47           | 10/02/2013 | 0            | 48 - INFO ONLY    | IO-1 SFSD                                                     |             |
| 0449-13 | 08/16/2013 | 08/19/2013  | 3            | 04/16/2014  | 240          | 05/13/2014 | 27           | 270 - SUSTAINED   | ISSUING A CITATION W-O CAUSE AND INAPPROPRIATE BEHAVIOR       | 05/14/2014  |
| 0450-13 | 08/15/2013 | 09/05/2013  | 21           | 01/28/2014  | 145          | 01/29/2014 | 1            | 167 - CLOSED      | FAILURE TO PROVIDE LANGUAGE SERVICES                          |             |
| 0451-13 | 08/19/2013 | 08/19/2013  | 0            | 08/19/2013  | 0            | 08/20/2013 | 1            | 1 - INFO ONLY     | IO-1 SFSD                                                     |             |
| 0452-13 | 08/19/2013 | 08/29/2013  | 10           | 11/25/2013  | 88           | 12/09/2013 | 14           | 112 - SUSTAINED   | DISCOURTESY/THREATS DURING TRAFFIC STOP                       | 12/10/2013  |
| 0453-13 | 08/19/2013 | 08/23/2013  | 4            | 08/23/2013  | 0            | 08/27/2013 | 4            | 8 - INFO ONLY     | IO1                                                           |             |
| 0454-13 | 08/16/2013 | 10/15/2013  | 60           | 04/22/2014  | 189          | 04/22/2014 | 0            | 249 - CLOSED      | INACCURATE CITE/CITATION WITHOUT CAUSE/INAPP BEHAVIOR         |             |
| 0455-13 | 08/19/2013 | 08/27/2013  | 8            | 10/21/2013  | 55           | 10/23/2013 | 2            | 65 - CLOSED       | UNWARRANTED STOP & SEARCH/RUDE COMMENT                        |             |
| 0456-13 | 08/19/2013 | 08/29/2013  | 10           | 05/05/2014  | 249          | 05/14/2014 | 9            | 268 - SUSTAINED   | CITATION/BROKE CAR KEY                                        | 05/15/2014  |
| 0457-13 | 08/20/2013 | 08/26/2013  | 6            | 01/24/2014  | 151          | 01/28/2014 | 4            | 161 - CLOSED      | ARREST W-O CAUSE                                              |             |
| 0458-13 | 08/21/2013 | 08/28/2013  | 7            | 04/14/2014  | 229          | 04/21/2014 | 7            | 243 - CLOSED      | EXCESSIVE FORCE DURING A DETENTION                            |             |
| 0459-13 | 08/21/2013 | 09/26/2013  | 36           | 12/17/2013  | 82           | 12/18/2013 | 1            | 119 - CLOSED      | INAPPROPRIATE BEHAVIOR AND COMMENTS                           |             |
| 0460-13 | 08/22/2013 | 09/10/2013  | 19           | 11/21/2013  | 72           | 11/25/2013 | 4            | 95 - CLOSED       | DETENTION WITHOUT JUSTIFICATION                               |             |
| 0461-13 | 08/23/2013 | 08/26/2013  | 3            | 10/22/2013  | 57           | 10/22/2013 | 0            | 60 - CLOSED       | UNWARRANTED SEIZURE OF MONEY                                  |             |

| Case    | Received   | Intake Done | Days Elapsed | Review Done | Days Elapsed | Closed     | Days Elapsed | Total Days/Status | Synopsis of Case                                   | Sent to MCD |
|---------|------------|-------------|--------------|-------------|--------------|------------|--------------|-------------------|----------------------------------------------------|-------------|
| 0462-13 | 08/19/2013 | 09/04/2013  | 16           | 09/04/2013  | 0            | 09/05/2013 | 1            | 17 - INFO ONLY    | IO-1 SFSD                                          |             |
| 0463-13 | 08/19/2013 | 09/10/2013  | 22           | 02/07/2014  | 150          | 02/10/2014 | 3            | 175 - WITHDRAWN   | DETENTION/ARREST/FORCE                             |             |
| 0464-13 | 08/21/2013 | 09/09/2013  | 19           | 04/03/2014  | 206          | 04/03/2014 | 0            | 225 - CLOSED      | INTIMIDATION/INAPPROPRIATE COMMENTS-BEHAVIOR       |             |
| 0465-13 | 08/21/2013 | 08/28/2013  | 7            | 11/13/2013  | 77           | 11/13/2013 | 0            | 84 - CLOSED       | INAPPROPRIATE COMMENT/BEHAVIOR                     |             |
| 0466-13 | 08/22/2013 | 08/27/2013  | 5            | 01/24/2014  | 150          | 01/24/2014 | 0            | 155 - CLOSED      | FAILURE TO TAKE REQUIRED ACTION                    |             |
| 0467-13 | 08/22/2013 | 08/28/2013  | 6            | 11/21/2013  | 85           | 11/25/2013 | 4            | 95 - CLOSED       | DETENTION/FORCE                                    |             |
| 0468-13 | 08/26/2013 | 09/30/2013  | 35           | 03/05/2014  | 156          | 03/06/2014 | 1            | 192 - CLOSED      | FAILURE TO PROPERLY PROCESS PROPERTY               |             |
| 0469-13 | 08/20/2013 | 08/27/2013  | 7            | 08/27/2013  | 0            | 08/27/2013 | 0            | 7 - INFO ONLY     | IO-2                                               |             |
| 0470-13 | 08/26/2013 | 08/28/2013  | 2            | 08/28/2013  | 0            | 08/28/2013 | 0            | 2 - INFO ONLY     | OFFICERS NOT INVESTIGATING                         |             |
| 0471-13 | 08/26/2013 | 09/04/2013  | 9            | 11/21/2013  | 78           | 11/21/2013 | 0            | 87 - CLOSED       | INAPP COMMENTS AND FAILURE TO PROVIDE INFO         |             |
| 0472-13 | 08/26/2013 | 09/30/2013  | 35           | 04/29/2014  | 211          | 04/30/2014 | 1            | 247 - CLOSED      | RACIAL PROFILING/ARREST WITH UF                    |             |
| 0473-13 | 08/27/2013 | 08/29/2013  | 2            | 10/31/2013  | 63           | 10/31/2013 | 0            | 65 - CLOSED       | FAILURE TO TAKE REQUIRED ACTION                    |             |
| 0474-13 | 08/21/2013 | 09/02/2013  | 12           | 05/19/2014  | 259          | 07/31/2014 | 73           | 344 - SUSTAINED   | INAPP BEHAVIOR-COMMENTS/FAILURE TO INVESTIGATE     | 08/04/2014  |
| 0475-13 | 08/28/2013 | 09/10/2013  | 13           | 08/06/2014  | 330          | 08/18/2014 | 12           | 355 - SUSTAINED   | INAPPROPRIATE BEHAVIOR/UNNECESSARY FORCE/DETENTION | 08/19/2014  |
| 0476-13 | 08/28/2013 | 09/05/2013  | 8            | 11/12/2013  | 68           | 11/13/2013 | 1            | 77 - WITHDRAWN    | INAPPROPRIATE BEHAVIOR/COMMENTS                    |             |
| 0477-13 | 08/28/2013 | 09/06/2013  | 9            | 06/25/2014  | 292          | 07/07/2014 | 12           | 313 - CLOSED      | BIASED POLICING DUE TO RACE/CITATION               |             |
| 0478-13 | 08/29/2013 | 09/03/2013  | 5            | 01/22/2014  | 141          | 04/22/2014 | 90           | 236 - CLOSED      | OFFICER DROVE RECKLESSLY/YELLED PROFANITY          |             |
| 0479-13 | 08/29/2013 | 09/06/2013  | 8            | 02/19/2014  | 166          | 02/26/2014 | 7            | 181 - CLOSED      | ARREST WITHOUT CAUSE                               |             |
| 0480-13 | 08/29/2013 | 09/06/2013  | 8            | 03/17/2014  | 192          | 03/18/2014 | 1            | 201 - CLOSED      | FAILURE TO TAKE REQUIRED ACTION                    |             |
| 0481-13 | 08/30/2013 | 09/06/2013  | 7            | 12/04/2013  | 89           | 12/05/2013 | 1            | 97 - CLOSED       | USE OF PROFANITY                                   |             |
| 0482-13 | 08/30/2013 | 09/10/2013  | 11           | 05/01/2014  | 233          | 05/02/2014 | 1            | 245 - CLOSED      | USE OF UNNECESSARY FORCE                           |             |
| 0483-13 | 09/03/2013 | 09/20/2013  | 17           | 06/17/2014  | 270          | 06/19/2014 | 2            | 289 - CLOSED      | BIASED POLICING DUE TO RACE                        |             |
| 0484-13 | 08/30/2013 | 09/03/2013  | 4            | 09/03/2013  | 0            | 09/04/2013 | 1            | 5 - CLOSED        | PUSHED                                             |             |
| 0485-13 | 08/30/2013 | 09/03/2013  | 4            | 12/17/2013  | 105          | 12/23/2013 | 6            | 115 - CLOSED      | ARRESTED/FORCE                                     |             |
| 0486-13 | 08/30/2013 | 09/03/2013  | 4            | 10/24/2013  | 51           | 10/25/2013 | 1            | 56 - CLOSED       | REFUSED MEDICAL ATTENTION/FALSE REPORT/SEARCH      |             |
| 0487-13 | 09/03/2013 | 09/10/2013  | 7            | 06/02/2014  | 265          | 07/03/2014 | 31           | 303 - SUSTAINED   | BIASED POLICING DUE TO RACE                        | 07/07/2014  |
| 0488-13 | 09/04/2013 | 09/16/2013  | 12           | 10/03/2013  | 17           | 10/04/2013 | 1            | 30 - INFO ONLY    | HARASSING THE COMPLAINANT                          |             |
| 0489-13 | 09/04/2013 | 09/18/2013  | 14           | 07/09/2014  | 294          | 07/15/2014 | 6            | 314 - CLOSED      | FAILURE TO PROPERLY INVESTIGATE                    |             |
| 0490-13 | 09/04/2013 | 09/11/2013  | 7            | 09/11/2013  | 0            | 09/11/2013 | 0            | 7 - INFO ONLY     | WRITING INACCURATE AND OR INCOMPLETE CITATION      |             |
| 0491-13 | 09/04/2013 | 09/23/2013  | 19           | 06/10/2014  | 260          | 06/10/2014 | 0            | 279 - CLOSED      | USE OF PROFANITY                                   |             |
| 0492-13 | 09/06/2013 | 10/01/2013  | 25           | 06/13/2014  | 255          | 07/15/2014 | 32           | 312 - SUSTAINED   | INAPPROPRIATE BEHAVIOR/COMMENTS                    | 07/16/2014  |

| Case    | Received   | Intake Done | Days Elapsed | Review Done | Days Elapsed | Closed     | Days Elapsed | Total Days/Status | Synopsis of Case                                  | Sent to MCD |
|---------|------------|-------------|--------------|-------------|--------------|------------|--------------|-------------------|---------------------------------------------------|-------------|
| 0493-13 | 09/06/2013 | 09/16/2013  | 10           | 08/15/2014  | 333          | 08/21/2014 | 6            | 349 - SUSTAINED   | FAILURE TO TAKE REQUIRED ACTION                   | 08/25/2014  |
| 0494-13 | 09/06/2013 | 09/20/2013  | 14           | 07/07/2014  | 290          | 07/09/2014 | 2            | 306 - CLOSED      | UNWARRANTED DETENTION/SEARCH/RETALIATION          |             |
| 0495-13 | 09/06/2013 | 09/20/2013  | 14           | 01/29/2014  | 131          | 01/29/2014 | 0            | 145 - MEDIATED    | FAILURE TO TAKE REQUIRED ACTION                   |             |
| 0496-13 | 09/06/2013 | 09/13/2013  | 7            | 09/19/2013  | 6            | 10/01/2013 | 12           | 25 - INFO ONLY    | IO1 - SFSO                                        |             |
| 0497-13 | 09/10/2013 | 09/13/2013  | 3            | 02/25/2014  | 165          | 02/26/2014 | 1            | 169 - CLOSED      | USE OF FORCE                                      |             |
| 0498-13 | 09/10/2013 | 09/24/2013  | 14           | 05/06/2014  | 224          | 05/07/2014 | 1            | 239 - CLOSED      | INTENTIONALLY DAMAGING PROPERTY                   |             |
| 0499-13 | 09/10/2013 | 09/17/2013  | 7            | 10/04/2013  | 17           | 10/04/2013 | 0            | 24 - CLOSED       | UNLAWFUL ARREST/CITATION                          |             |
| 0500-13 | 09/10/2013 | 09/17/2013  | 7            | 10/04/2013  | 17           | 10/04/2013 | 0            | 24 - CLOSED       | UNLAWFUL ARREST/CITATION                          |             |
| 0501-13 | 09/10/2013 | 09/17/2013  | 7            | 10/04/2013  | 17           | 10/04/2013 | 0            | 24 - CLOSED       | INAPPROPRIATE BEHAVIOR                            |             |
| 0502-13 | 09/10/2013 | 09/13/2013  | 3            | 06/17/2014  | 277          | 08/11/2014 | 55           | 335 - CLOSED      | CITATION WITHOUT CAUSE                            |             |
| 0503-13 | 09/10/2013 | 09/18/2013  | 8            | 04/14/2014  | 208          | 04/14/2014 | 0            | 216 - CLOSED      | CITATION WITHOUT CAUSE                            |             |
| 0504-13 | 09/11/2013 | 10/02/2013  | 21           | 04/07/2014  | 187          | 04/08/2014 | 1            | 209 - CLOSED      | INAPPROPRIATE COMMENTS                            |             |
| 0505-13 | 09/12/2013 | 09/16/2013  | 4            | 01/28/2014  | 134          | 01/29/2014 | 1            | 139 - CLOSED      | UNWARRANTED TOW                                   |             |
| 0506-13 | 09/12/2013 | 09/13/2013  | 1            | 10/30/2013  | 47           | 10/30/2013 | 0            | 48 - CLOSED       | DESTROYED PROPERTY                                |             |
| 0507-13 | 09/12/2013 | 09/17/2013  | 5            | 10/10/2013  | 23           | 10/10/2013 | 0            | 28 - INFO ONLY    | COMPLAINT AGAINST 911                             |             |
| 0508-13 | 09/12/2013 | 09/26/2013  | 14           | 10/22/2013  | 26           | 10/22/2013 | 0            | 40 - CLOSED       | COMPLAINT AGAINST LANDLORD/INAPPROPRIATE BEHAVIOR |             |
| 0509-13 | 09/10/2013 | 09/16/2013  | 6            | 09/16/2013  | 0            | 09/16/2013 | 0            | 6 - INFO ONLY     | FAILED TO TAKE REQUIRED ACTION                    |             |
| 0510-13 | 09/09/2013 | 09/09/2013  | 0            | 09/09/2013  | 0            | 09/17/2013 | 8            | 8 - MERGED        | INAPPROPRIATE BEHAVIOR                            |             |
| 0511-13 | 09/13/2013 | 10/08/2013  | 25           | 02/13/2014  | 128          | 02/13/2014 | 0            | 153 - CLOSED      | DETENTION @ GUNPOINT/INAPPROPRIATE BEHAVIOR       |             |
| 0512-13 | 09/11/2013 | 09/17/2013  | 6            | 01/31/2014  | 136          | 01/31/2014 | 0            | 142 - CLOSED      | INAPPROPRIATE BEHAVIOR/MISREP THE TRUTH           |             |
| 0513-13 | 09/11/2013 | 09/30/2013  | 19           | 05/16/2014  | 228          | 06/24/2014 | 39           | 286 - SUSTAINED   | FAILED TO PROPERLY INVESTIGATE                    | 06/26/2014  |
| 0514-13 | 09/12/2013 | 10/01/2013  | 19           | 05/22/2014  | 233          | 05/29/2014 | 7            | 259 - CLOSED      | DETENTION/BIASED POLICING                         |             |
| 0515-13 | 09/12/2013 | 10/07/2013  | 25           | 01/22/2014  | 107          | 01/22/2014 | 0            | 132 - CLOSED      | INAPPROPRIATE COMMENTS/BEHAVIOR                   |             |
| 0516-13 | 09/13/2013 | 10/01/2013  | 18           | 04/18/2014  | 199          | 04/22/2014 | 4            | 221 - CLOSED      | DETENTION/UNNECESSARY FORCE                       |             |
| 0517-13 | 09/17/2013 | 09/18/2013  | 1            | 05/28/2014  | 252          | 05/28/2014 | 0            | 253 - CLOSED      | UNNECESSARY FORCE DURING ARREST                   |             |
| 0518-13 | 09/18/2013 | 09/18/2013  | 0            | 09/19/2013  | 1            | 09/30/2013 | 11           | 12 - INFO ONLY    | IO-1 SFSO                                         |             |
| 0519-13 | 09/18/2013 | 10/02/2013  | 14           | 12/13/2013  | 72           | 12/13/2013 | 0            | 86 - MEDIATED     | INACCURATE REPORT                                 |             |
| 0520-13 | 09/18/2013 | 10/07/2013  | 19           | 12/16/2013  | 70           | 12/17/2013 | 1            | 90 - CLOSED       | DETENTION/ARREST/FORCE/DISPLAY OF FIREARM         |             |
| 0521-13 | 09/18/2013 | 09/19/2013  | 1            | 02/21/2014  | 155          | 02/24/2014 | 3            | 159 - CLOSED      | INAPPROPRIATE COMMENT                             |             |
| 0522-13 | 09/18/2013 | 09/20/2013  | 2            | 03/25/2014  | 186          | 03/27/2014 | 2            | 190 - CLOSED      | FAILED TO PROPERLY INVESTIGATE/PROCESS PROPERTY   |             |
| 0523-13 | 09/19/2013 | 10/01/2013  | 12           | 07/24/2014  | 296          | 07/28/2014 | 4            | 312 - CLOSED      | FORCE AND ARREST                                  |             |



| Case    | Received   | Intake Done | Days Elapsed | Review Done | Days Elapsed | Closed     | Days Elapsed | Total Days/Status | Synopsis of Case                                          | Sent to MCD |
|---------|------------|-------------|--------------|-------------|--------------|------------|--------------|-------------------|-----------------------------------------------------------|-------------|
| 0524-13 | 09/19/2013 | 10/04/2013  | 15           | 04/15/2014  | 193          | 05/27/2014 | 42           | 250 - SUSTAINED   | NEGLIGENT DRIVING AND CITATION                            | 05/28/2014  |
| 0525-13 | 09/19/2013 | 09/30/2013  | 11           | 06/25/2014  | 268          | 07/07/2014 | 12           | 291 - CLOSED      | INAPP BEHAVIOR/FAILURE TO TAKE REQUIRED ACTION            |             |
| 0526-13 | 09/19/2013 | 10/02/2013  | 13           | 05/28/2014  | 238          | 05/28/2014 | 0            | 251 - CLOSED      | USED FORCE AND FAILED TO PROCESS PROPERTY                 |             |
| 0527-13 | 09/20/2013 | 10/03/2013  | 13           | 02/05/2014  | 125          | 02/06/2014 | 1            | 139 - CLOSED      | SFPD FAILING TO CITE FOR NOISE ORDINANCE VIOLATIONS       |             |
| 0528-13 | 09/20/2013 | 09/30/2013  | 10           | 09/30/2013  | 0            | 10/01/2013 | 1            | 11 - INFO ONLY    | OFFICERS IN THE AREA                                      |             |
| 0529-13 | 09/20/2013 | 10/07/2013  | 17           | 03/19/2014  | 163          | 03/19/2014 | 0            | 180 - CLOSED      | RUDE/ISSUED CITATION W-O CAUSE                            |             |
| 0530-13 | 09/20/2013 | 09/30/2013  | 10           | 09/30/2013  | 0            | 10/01/2013 | 1            | 11 - INFO ONLY    | NOT PROVIDING NEEDED MEDICAL TREATMENT                    |             |
| 0531-13 | 09/23/2013 | 10/04/2013  | 11           | 12/03/2013  | 60           | 12/03/2013 | 0            | 71 - CLOSED       | INAPPROPRIATE BEHAVIOR                                    |             |
| 0532-13 | 09/23/2013 | 09/23/2013  | 0            | 10/04/2013  | 11           | 10/04/2013 | 0            | 11 - INFO ONLY    | IO-2                                                      |             |
| 0533-13 | 09/23/2013 | 10/04/2013  | 11           | 02/21/2014  | 140          | 02/24/2014 | 3            | 154 - CLOSED      | SELECTIVE ENFORCEMENT                                     |             |
| 0534-13 | 09/23/2013 | 10/04/2013  | 11           | 11/15/2013  | 42           | 11/18/2013 | 3            | 56 - CLOSED       | SELECTIVE ENFORCEMENT                                     |             |
| 0535-13 | 09/23/2013 | 09/23/2013  | 0            | 04/25/2014  | 214          | 04/28/2014 | 3            | 217 - CLOSED      | WRITING INACCURATE CITATION                               |             |
| 0536-13 | 09/23/2013 | 09/23/2013  | 0            | 10/03/2013  | 10           | 10/03/2013 | 0            | 10 - INFO ONLY    | THREATENING BEHAVIOR AND COMMENTS                         |             |
| 0537-13 | 09/24/2013 | 10/04/2013  | 10           | 06/23/2014  | 262          | 06/23/2014 | 0            | 272 - CLOSED      | FAILED TO TAKE REQUIRED ACTION                            |             |
| 0538-13 | 09/24/2013 | 09/24/2013  | 0            | 01/13/2014  | 111          | 01/15/2014 | 2            | 113 - CLOSED      | FAILED TO TAKE A REPORT                                   |             |
| 0539-13 | 09/24/2013 | 09/24/2013  | 0            | 12/13/2013  | 80           | 12/13/2013 | 0            | 80 - CLOSED       | DRIVING IMPROPERLY                                        |             |
| 0540-13 | 09/24/2013 | 09/24/2013  | 0            | 11/19/2013  | 56           | 11/19/2013 | 0            | 56 - CLOSED       | FAILED TO INVESTIGATE                                     |             |
| 0541-13 | 09/24/2013 | 10/03/2013  | 9            | 01/27/2014  | 116          | 02/04/2014 | 8            | 133 - MERGED      | FAILED TO PROVIDE PROPERTY RECEIPT/INAPPROPRIATE BEHAVIOR |             |
| 0542-13 | 09/24/2013 | 10/07/2013  | 13           | 07/19/2014  | 285          | 08/13/2014 | 25           | 323 - SUSTAINED   | DETENTION AND SEARCH W-O JUSTIFICATION                    | 08/14/2014  |
| 0543-13 | 09/24/2013 | 10/07/2013  | 13           | 05/14/2014  | 219          | 07/31/2014 | 78           | 310 - SUSTAINED   | FAILURE TO PROPERLY PROCESS PROPERTY                      | 08/01/2014  |
| 0544-13 | 09/25/2013 | 10/07/2013  | 12           | 02/03/2014  | 119          | 02/11/2014 | 8            | 139 - CLOSED      | INACCURATE REPORT/PROCESS PROPERTY                        |             |
| 0545-13 | 09/19/2013 | 10/22/2013  | 33           | 11/15/2013  | 24           | 11/18/2013 | 3            | 60 - CLOSED       | FAILED TO TAKE REQUIRED ACTION                            |             |
| 0546-13 | 09/25/2013 | 10/07/2013  | 12           | 07/23/2014  | 289          | 07/24/2014 | 1            | 302 - CLOSED      | FAILED TO PROPERLY INVESTIGATE                            |             |
| 0547-13 | 09/25/2013 | 10/07/2013  | 12           | 05/05/2014  | 210          | 05/06/2014 | 1            | 223 - CLOSED      | INAPPROPRIATE COMMENTS/BEHAVIOR                           |             |
| 0548-13 | 09/25/2013 | 10/16/2013  | 21           | 04/11/2014  | 177          | 04/14/2014 | 3            | 201 - CLOSED      | CITATION/INAPPROPRIATE COMMENTS                           |             |
| 0549-13 | 09/25/2013 | 10/09/2013  | 14           | 06/05/2014  | 239          | 06/09/2014 | 4            | 257 - CLOSED      | CITATION/INAPPROPRIATE COMMENTS                           |             |
| 0550-13 | 09/20/2013 | 10/07/2013  | 17           | 09/26/2014  | 354          | 09/30/2014 | 4            | 375 - CLOSED      | ARREST/FORCE                                              |             |
| 0551-13 | 09/23/2013 | 10/11/2013  | 18           | 06/13/2014  | 245          | 06/30/2014 | 17           | 280 - CLOSED      | FAILED TO PROPERLY PROCESS PROPERTY                       |             |
| 0552-13 | 09/24/2013 | 10/28/2013  | 34           | 04/11/2014  | 165          | 04/14/2014 | 3            | 202 - CLOSED      | DETENTION/FORCE                                           |             |
| 0553-13 | 09/17/2013 | 10/02/2013  | 15           | 06/17/2014  | 258          | 06/18/2014 | 1            | 274 - CLOSED      | INAPPROPRIATE BEHAVIOR/COMMENTS                           |             |
| 0554-13 | 09/26/2013 | 10/18/2013  | 22           | 10/24/2013  | 6            | 10/24/2013 | 0            | 28 - INFO ONLY    | FAILED TO PROVIDE ACCURATE INFORMATION                    |             |

| Case    | Received   | Intake Done | Days Elapsed | Review Done | Days Elapsed | Closed     | Days Elapsed | Total Days/Status | Synopsis of Case                                            | Sent to MCD |
|---------|------------|-------------|--------------|-------------|--------------|------------|--------------|-------------------|-------------------------------------------------------------|-------------|
| 0555-13 | 09/27/2013 | 10/01/2013  | 4            | 06/13/2014  | 255          | 06/13/2014 | 0            | 259 - CLOSED      | DETENTION/UF                                                |             |
| 0556-13 | 09/30/2013 | 10/10/2013  | 10           | 01/02/2014  | 84           | 01/02/2014 | 0            | 94 - CLOSED       | FAILURE TO TAKE REQUIRED ACTION                             |             |
| 0557-13 | 09/30/2013 | 10/10/2013  | 10           | 11/15/2013  | 36           | 11/18/2013 | 3            | 49 - CLOSED       | FAILURE TO TAKE REQUIRED ACTION                             |             |
| 0558-13 | 09/27/2013 | 10/13/2013  | 16           | 10/22/2013  | 9            | 10/22/2013 | 0            | 25 - CLOSED       | FAILURE TO TAKE REQUIRED ACTION                             |             |
| 0559-13 | 10/02/2013 | 10/15/2013  | 13           | 10/02/2014  | 352          | 10/02/2014 | 0            | 365 - CLOSED      | FAILURE TO TAKE REQUIRED ACTION                             |             |
| 0560-13 | 10/02/2013 | 10/16/2013  | 14           | 03/25/2014  | 160          | 03/31/2014 | 6            | 180 - CLOSED      | ISSUED AN INVALID ORDER                                     |             |
| 0561-13 | 10/03/2013 | 10/18/2013  | 15           | 03/13/2014  | 146          | 03/13/2014 | 0            | 161 - CLOSED      | FAILURE TO PROPERLY PROCESS PROPERTY                        |             |
| 0562-13 | 10/04/2013 | 10/04/2013  | 0            | 02/21/2014  | 140          | 02/24/2014 | 3            | 143 - CLOSED      | DETENTION W-O JUSTIFICATION                                 |             |
| 0563-13 | 10/07/2013 | 10/18/2013  | 11           | 02/04/2014  | 109          | 02/04/2014 | 0            | 120 - CLOSED      | FAILURE TO TAKE REQUIRED ACTION                             |             |
| 0564-13 | 09/30/2013 | 10/08/2013  | 8            | 06/25/2014  | 260          | 07/07/2014 | 12           | 280 - CLOSED      | DETENTION W-O JUSTIFICATION                                 |             |
| 0565-13 | 10/01/2013 | 10/23/2013  | 22           | 02/12/2014  | 112          | 02/12/2014 | 0            | 134 - CLOSED      | INAPPROPRIATE BEHAVIOR                                      |             |
| 0566-13 | 10/01/2013 | 10/25/2013  | 24           | 02/13/2014  | 111          | 02/13/2014 | 0            | 135 - INFO ONLY   | FAILURE TO TAKE REQUIRED ACTION                             |             |
| 0567-13 | 10/04/2013 | 10/15/2013  | 11           | 09/08/2014  | 328          | 09/08/2014 | 0            | 339 - CLOSED      | DETENTION W-O JUSTIFICATION/TIGHT HANDCUFFS/BIASED POLICING |             |
| 0568-13 | 10/07/2013 | 10/15/2013  | 8            | 09/12/2014  | 332          | 09/12/2014 | 0            | 340 - CLOSED      | USED FORCE/FAILURE TO TAKE REQUIRED ACTION                  |             |
| 0569-13 | 10/08/2013 | 10/09/2013  | 1            | 10/11/2013  | 2            | 10/11/2013 | 0            | 3 - MERGED        | 5150 DETENTION                                              |             |
| 0570-13 | 10/08/2013 | 10/11/2013  | 3            | 11/07/2013  | 27           | 11/07/2013 | 0            | 30 - CLOSED       | 5150 DETENTION                                              |             |
| 0571-13 | 10/08/2013 | 10/11/2013  | 3            | 07/30/2014  | 292          | 07/31/2014 | 1            | 296 - CLOSED      | STOMPED ON COMP'S HANDS WHILE CUFFED/INAPPROPRIATE REMARKS  |             |
| 0572-13 | 10/08/2013 | 10/31/2013  | 23           | 07/17/2014  | 259          | 07/18/2014 | 1            | 283 - CLOSED      | FAILED TO PROPERLY INVESTIGATE                              |             |
| 0573-13 | 10/09/2013 | 10/10/2013  | 1            | 12/09/2013  | 60           | 12/13/2013 | 4            | 65 - MEDIATED     | FAILURE TO DRIVE SAFELY                                     |             |
| 0574-13 | 10/10/2013 | 10/15/2013  | 5            | 12/18/2013  | 64           | 12/23/2013 | 5            | 74 - CLOSED       | UNWARRANTED ARREST                                          |             |
| 0575-13 | 10/10/2013 | 10/10/2013  | 0            | 02/24/2014  | 137          | 02/24/2014 | 0            | 137 - CLOSED      | INAPPROPRIATE COMMENTS                                      |             |
| 0576-13 | 10/07/2013 | 11/07/2013  | 31           | 02/21/2014  | 106          | 02/25/2014 | 4            | 141 - CLOSED      | INAPP COMMENTS AND BEHAVIOR                                 |             |
| 0577-13 | 10/10/2013 | 10/11/2013  | 1            | 10/11/2013  | 0            | 10/11/2013 | 0            | 1 - INFO ONLY     | IO-2                                                        |             |
| 0578-13 | 10/10/2013 | 10/16/2013  | 6            | 12/16/2013  | 61           | 12/16/2013 | 0            | 67 - CLOSED       | DETENTION/FORCE                                             |             |
| 0579-13 | 10/10/2013 | 10/16/2013  | 6            | 05/05/2014  | 201          | 05/05/2014 | 0            | 207 - CLOSED      | ARREST                                                      |             |
| 0580-13 | 10/09/2013 | 10/18/2013  | 9            | 01/28/2014  | 102          | 01/28/2014 | 0            | 111 - CLOSED      | THREATS/HARASSMENT/UF                                       |             |
| 0581-13 | 10/11/2013 | 10/29/2013  | 18           | 12/02/2013  | 34           | 12/02/2013 | 0            | 52 - CLOSED       | FAILURE TO FOLLOW DEPARTMENT LEP POLICY                     |             |
| 0582-13 | 10/11/2013 | 11/01/2013  | 21           | 02/28/2014  | 119          | 02/28/2014 | 0            | 140 - CLOSED      | RUDE                                                        |             |
| 0583-13 | 10/15/2013 | 11/06/2013  | 22           | 12/13/2013  | 37           | 12/17/2013 | 4            | 63 - CLOSED       | UF ON C'S BROTHER & ANOTHER MAN DURING ARREST               |             |
| 0584-13 | 10/16/2013 | 10/22/2013  | 6            | 07/22/2014  | 273          | 07/23/2014 | 1            | 280 - CLOSED      | RUDE ATTITUDE                                               |             |
| 0585-13 | 10/17/2013 | 11/07/2013  | 21           | 04/29/2014  | 173          | 04/30/2014 | 1            | 195 - CLOSED      | PROFANITY/DETENTION WITHOUT JUSTIFICATION/HARASSMENT        |             |

| Case    | Received   | Intake Done | Days Elapsed | Review Done | Days Elapsed | Closed     | Days Elapsed | Total Days/Status | Synopsis of Case                                                               | Sent to MCD |
|---------|------------|-------------|--------------|-------------|--------------|------------|--------------|-------------------|--------------------------------------------------------------------------------|-------------|
| 0586-13 | 10/16/2013 | 10/23/2013  | 7            | 02/21/2014  | 121          | 02/24/2014 | 3            | 131 - CLOSED      | FAILURE TO TAKE REQUIRED ACTION                                                |             |
| 0587-13 | 10/16/2013 | 10/24/2013  | 8            | 03/26/2014  | 153          | 03/26/2014 | 0            | 161 - CLOSED      | RUDE COMMENTS                                                                  |             |
| 0588-13 | 10/16/2013 | 10/24/2013  | 8            | 05/29/2014  | 217          | 05/30/2014 | 1            | 226 - CLOSED      | RUDE COMMENTS/DID NOT FOLLOW VEHICLE CODE                                      |             |
| 0589-13 | 10/14/2013 | 10/16/2013  | 2            | 08/05/2014  | 293          | 09/11/2014 | 37           | 332 - SUSTAINED   | COMP CITED AFTER HE FILMED Q2'S AND REQUESTED STAR NO.                         | 09/12/2014  |
| 0590-13 | 10/17/2013 | 11/09/2013  | 23           | 06/20/2014  | 223          | 06/24/2014 | 4            | 250 - SUSTAINED   | ARREST W/O JUSTIFICATION                                                       | 06/26/2014  |
| 0591-13 | 10/17/2013 | 11/01/2013  | 15           | 02/24/2014  | 115          | 02/24/2014 | 0            | 130 - CLOSED      | CITATION WITHOUT CAUSE                                                         |             |
| 0592-13 | 10/17/2013 | 11/01/2013  | 15           | 02/07/2014  | 98           | 02/10/2014 | 3            | 116 - CLOSED      | SEIZURE OF PROPERTY WITHOUT CAUSE                                              |             |
| 0593-13 | 10/18/2013 | 10/18/2013  | 0            | 10/18/2013  | 0            | 10/24/2013 | 6            | 6 - INFO ONLY     | IO-2                                                                           |             |
| 0594-13 | 10/18/2013 | 10/24/2013  | 6            | 11/06/2013  | 13           | 11/06/2013 | 0            | 19 - MERGED       | FAILED TO PROVIDE NAME OR STAR NO/USE OF PROFANITY/CITATION                    |             |
| 0595-13 | 10/18/2013 | 10/24/2013  | 6            | 06/18/2014  | 237          | 06/23/2014 | 5            | 248 - CLOSED      | DETENTION AT GUNPOINT/HANDCUFFING                                              |             |
| 0596-13 | 10/21/2013 | 11/07/2013  | 17           | 03/13/2014  | 126          | 03/17/2014 | 4            | 147 - CLOSED      | DISCOURTESY/USE OF PROFANITY                                                   |             |
| 0597-13 | 10/22/2013 | 11/05/2013  | 14           | 04/04/2014  | 150          | 04/07/2014 | 3            | 167 - CLOSED      | DETENTION/BIASED POLICING                                                      |             |
| 0598-13 | 10/21/2013 | 11/07/2013  | 17           | 03/18/2014  | 131          | 03/19/2014 | 1            | 149 - CLOSED      | FAILED TO LOOK AT COMP'S INSURANCE ELECTRONICALLY                              |             |
| 0599-13 | 10/18/2013 | 11/08/2013  | 21           | 02/07/2014  | 91           | 02/10/2014 | 3            | 115 - CLOSED      | WOULD NOT PUT SUPERVISOR ON PHONE                                              |             |
| 0600-13 | 10/23/2013 | 10/23/2013  | 0            | 03/10/2014  | 138          | 03/10/2014 | 0            | 138 - CLOSED      | FAILED TO PROPERLY INVESTIGATE/TAKE REQUIRED ACTION                            |             |
| 0601-13 | 10/24/2013 | 11/07/2013  | 14           | 06/25/2014  | 230          | 07/07/2014 | 12           | 256 - CLOSED      | ARREST W-O CAUSE/INAPPROPRIATE BEHAVIOR AND COMMENTS/ISSUED CITATION W-O CAUSE |             |
| 0602-13 | 10/24/2013 | 11/05/2013  | 12           | 10/03/2014  | 332          | 10/15/2014 | 12           | 356 - SUSTAINED   | ARREST WITHOUT CAUSE/INAPPROPRIATE BEHAVIOR AND COMMENTS                       | 10/16/2014  |
| 0603-13 | 10/24/2013 | 11/07/2013  | 14           | 06/13/2014  | 218          | 06/17/2014 | 4            | 236 - SUSTAINED   | OFF YELLED AT COMP AND MISUSED HIS AUTHORITY                                   | 06/20/2014  |
| 0604-13 | 10/24/2013 | 11/13/2013  | 20           |             |              |            |              | 433 - PENDING     | ARREST AND LACK OF MEDICAL ATTENTION                                           |             |
| 0605-13 | 10/25/2013 | 10/28/2013  | 3            | 07/09/2014  | 254          | 07/10/2014 | 1            | 258 - CLOSED      | IMPROPER SEARCH/BIASED POLICING/COMMENTS & BEHAVIOR                            |             |
| 0606-13 | 10/25/2013 | 10/30/2013  | 5            | 01/23/2014  | 85           | 01/23/2014 | 0            | 90 - CLOSED       | DID NOT TAKE REPORT                                                            |             |
| 0607-13 | 10/25/2013 | 10/25/2013  | 0            | 10/28/2013  | 3            | 10/28/2013 | 0            | 3 - INFO ONLY     | IO-1 TO SFSO                                                                   |             |
| 0608-13 | 10/25/2013 | 11/07/2013  | 13           | 07/22/2014  | 257          | 07/22/2014 | 0            | 270 - CLOSED      | FORCE DURING THE ARREST                                                        |             |
| 0609-13 | 10/25/2013 | 10/30/2013  | 5            | 04/29/2014  | 181          | 04/30/2014 | 1            | 187 - CLOSED      | CAUSED A BICYCLE ACCIDENT                                                      |             |
| 0610-13 | 10/28/2013 | 11/15/2013  | 18           | 05/28/2014  | 194          | 05/29/2014 | 1            | 213 - CLOSED      | INAPPROPRIATE COMMENTS                                                         |             |
| 0611-13 | 10/28/2013 | 11/08/2013  | 11           | 08/21/2014  | 286          | 08/22/2014 | 1            | 298 - CLOSED      | USE OF FORCE/PROFANITY                                                         |             |
| 0612-13 | 10/29/2013 | 11/06/2013  | 8            | 05/30/2014  | 205          | 06/03/2014 | 4            | 217 - CLOSED      | UNNECESSARY FORCE DURING ARREST                                                |             |
| 0613-13 | 10/30/2013 | 11/19/2013  | 20           | 01/24/2014  | 66           | 01/28/2014 | 4            | 90 - CLOSED       | ARREST WITHOUT CAUSE/TIGHT HANDCUFFS                                           |             |
| 0614-13 | 10/31/2013 | 11/06/2013  | 6            | 05/05/2014  | 180          | 05/05/2014 | 0            | 186 - CLOSED      | CITE W-O CAUSE AND WOULD NOT LET COMP OUT OF CAR                               |             |
| 0615-13 | 10/30/2013 | 11/13/2013  | 14           | 08/08/2014  | 268          | 08/11/2014 | 3            | 285 - CLOSED      | WRITING AN INACCURATE CITATION                                                 |             |
| 0616-13 | 10/29/2013 | 11/05/2013  | 7            | 11/18/2013  | 13           | 11/18/2013 | 0            | 20 - INFO ONLY    | ARREST/NO MEDICAL/PROFANITY                                                    |             |

| Case    | Received   | Intake Done | Days Elapsed | Review Done | Days Elapsed | Closed     | Days Elapsed | Total Days/Status | Synopsis of Case                                                  | Sent to MCD |
|---------|------------|-------------|--------------|-------------|--------------|------------|--------------|-------------------|-------------------------------------------------------------------|-------------|
| 0617-13 | 10/29/2013 | 11/13/2013  | 15           | 05/05/2014  | 173          | 05/05/2014 | 0            | 188 - INFO ONLY   | FAILURE TO INVESTIGATE                                            |             |
| 0618-13 | 10/29/2013 | 11/05/2013  | 7            | 12/26/2013  | 51           | 12/27/2013 | 1            | 59 - MEDIATED     | FAILURE TO TAKE REQUIRED ACTION                                   |             |
| 0619-13 | 11/04/2013 | 11/21/2013  | 17           | 05/21/2014  | 181          | 05/23/2014 | 2            | 200 - CLOSED      | THE OFFICER USED UNNECESSARY FORCE                                |             |
| 0620-13 | 11/04/2013 | 11/21/2013  | 17           | 08/08/2014  | 260          | 08/08/2014 | 0            | 277 - CLOSED      | OFFICERS DETAINED AND USED UNNECESSARY FORCE                      |             |
| 0621-13 | 11/04/2013 | 11/22/2013  | 18           | 05/30/2014  | 189          | 05/30/2014 | 0            | 207 - CLOSED      | ENTERED/SEARCHED HOUSE AND USED UF                                |             |
| 0622-13 | 11/05/2013 | 11/20/2013  | 15           | 01/16/2014  | 57           | 01/16/2014 | 0            | 72 - MEDIATED     | USED PROFANE LANGUAGE/INAPPROPRIATE BEHAVIOR                      |             |
| 0623-13 | 11/05/2013 | 11/18/2013  | 13           | 11/13/2014  | 360          | 11/17/2014 | 4            | 377 - CLOSED      | FAILURE TO TAKE REQUIRED ACTION                                   |             |
| 0624-13 | 11/05/2013 | 11/19/2013  | 14           | 06/10/2014  | 203          | 06/10/2014 | 0            | 217 - CLOSED      | CITATION W-O CAUSE/INAPPROPRIATE COMMENTS-BEHAVIOR                |             |
| 0625-13 | 11/06/2013 | 11/07/2013  | 1            | 12/27/2013  | 50           | 12/27/2013 | 0            | 51 - MEDIATED     | FAILURE TO PREPARE ACCURATE REPORT                                |             |
| 0626-13 | 11/05/2013 | 11/12/2013  | 7            | 04/04/2014  | 143          | 04/04/2014 | 0            | 150 - CLOSED      | ARREST                                                            |             |
| 0627-13 | 11/04/2013 | 11/13/2013  | 9            | 10/22/2014  | 343          | 10/23/2014 | 1            | 353 - CLOSED      | CAUSED FATAL ACCIDENT                                             |             |
| 0628-13 | 11/06/2013 | 11/12/2013  | 6            | 09/23/2014  | 315          | 09/24/2014 | 1            | 322 - CLOSED      | FAILED TO INVESTIGATE                                             |             |
| 0629-13 | 11/06/2013 | 11/19/2013  | 13           | 03/21/2014  | 122          | 03/21/2014 | 0            | 135 - CLOSED      | FAILED TO ACT/DETENTION/FORCE                                     |             |
| 0630-13 | 11/01/2013 | 11/07/2013  | 6            | 03/25/2014  | 138          | 03/25/2014 | 0            | 144 - CLOSED      | FAILED TO ACT                                                     |             |
| 0631-13 | 11/05/2013 | 11/14/2013  | 9            | 11/21/2013  | 7            | 11/21/2013 | 0            | 16 - INFO ONLY    | IO-1                                                              |             |
| 0632-13 | 11/12/2013 | 11/19/2013  | 7            | 09/23/2014  | 308          | 09/23/2014 | 0            | 315 - CLOSED      | ARREST W-O CAUSE/USE OF FORCE/TIGHT HANDCUFFS                     |             |
| 0633-13 | 11/04/2013 | 11/22/2013  | 18           | 03/27/2014  | 125          | 03/31/2014 | 4            | 147 - CLOSED      | UNWARRANTED CITATION                                              |             |
| 0634-13 | 11/13/2013 | 11/14/2013  | 1            | 11/15/2013  | 1            | 11/15/2013 | 0            | 2 - CLOSED        | INTERFERENCE WITH RIGHT OF ONLOOKER                               |             |
| 0635-13 | 11/14/2013 | 11/19/2013  | 5            | 07/09/2014  | 232          | 07/10/2014 | 1            | 238 - CLOSED      | CITATION W-O CAUSE/RACIAL BIAS                                    |             |
| 0636-13 | 11/07/2013 | 11/19/2013  | 12           | 11/18/2014  | 364          | 11/18/2014 | 0            | 376 - CLOSED      | FAILURE TO COMPLY WITH DGO 5.15                                   |             |
| 0637-13 | 11/15/2013 | 11/22/2013  | 7            | 11/22/2013  | 0            | 11/25/2013 | 3            | 10 - INFO ONLY    | HARASSMENT AND GENDER BIAS                                        |             |
| 0638-13 | 11/15/2013 | 11/22/2013  | 7            | 04/10/2014  | 139          | 04/10/2014 | 0            | 146 - CLOSED      | INAPPROPRIATE DEMEANOR                                            |             |
| 0639-13 | 11/15/2013 | 11/19/2013  | 4            | 11/19/2013  | 0            | 11/20/2013 | 1            | 5 - INFO ONLY     | HARASSMENT                                                        |             |
| 0640-13 | 11/13/2013 | 11/19/2013  | 6            | 09/24/2014  | 309          | 09/26/2014 | 2            | 317 - CLOSED      | ARREST/HANDCUFF/INAPP COMMENTS/FAILURE TO PROVIDE NAME            |             |
| 0641-13 | 11/14/2013 | 12/31/2013  | 47           | 09/30/2014  | 273          | 10/03/2014 | 3            | 323 - CLOSED      | DRIVING IMPROPERLY/INAPP COMMENTS/INACCURATE REPORT               |             |
| 0642-13 | 11/14/2013 | 12/06/2013  | 22           | 04/25/2014  | 140          | 04/28/2014 | 3            | 165 - CLOSED      | DRIVING IMPROPERLY/INAPP COMMENTS/FAILURE TO TAKE REQUIRED ACTION |             |
| 0643-13 | 11/12/2013 | 12/31/2013  | 49           | 09/09/2014  | 252          | 09/30/2014 | 21           | 322 - SUSTAINED   | INAPPROPRIATE BEHAVIOR/CITATION W-OUT CAUSE                       | 10/01/2014  |
| 0644-13 | 11/12/2013 | 12/06/2013  | 24           | 08/11/2014  | 248          | 08/12/2014 | 1            | 273 - CLOSED      | FAILED TO TAKE REQUIRED ACTION                                    |             |
| 0645-13 | 11/14/2013 | 11/19/2013  | 5            | 12/30/2013  | 41           | 12/31/2013 | 1            | 47 - CLOSED       | CITATION W-OUT CAUSE                                              |             |
| 0646-13 | 11/15/2013 | 12/02/2013  | 17           | 07/23/2014  | 233          | 07/24/2014 | 1            | 251 - CLOSED      | FAILED TO WRITE AN ACCURATE REPORT                                |             |
| 0647-13 | 11/18/2013 | 11/26/2013  | 8            | 12/16/2013  | 20           | 12/16/2013 | 0            | 28 - CLOSED       | YELLED AT PEDESTRIAN                                              |             |

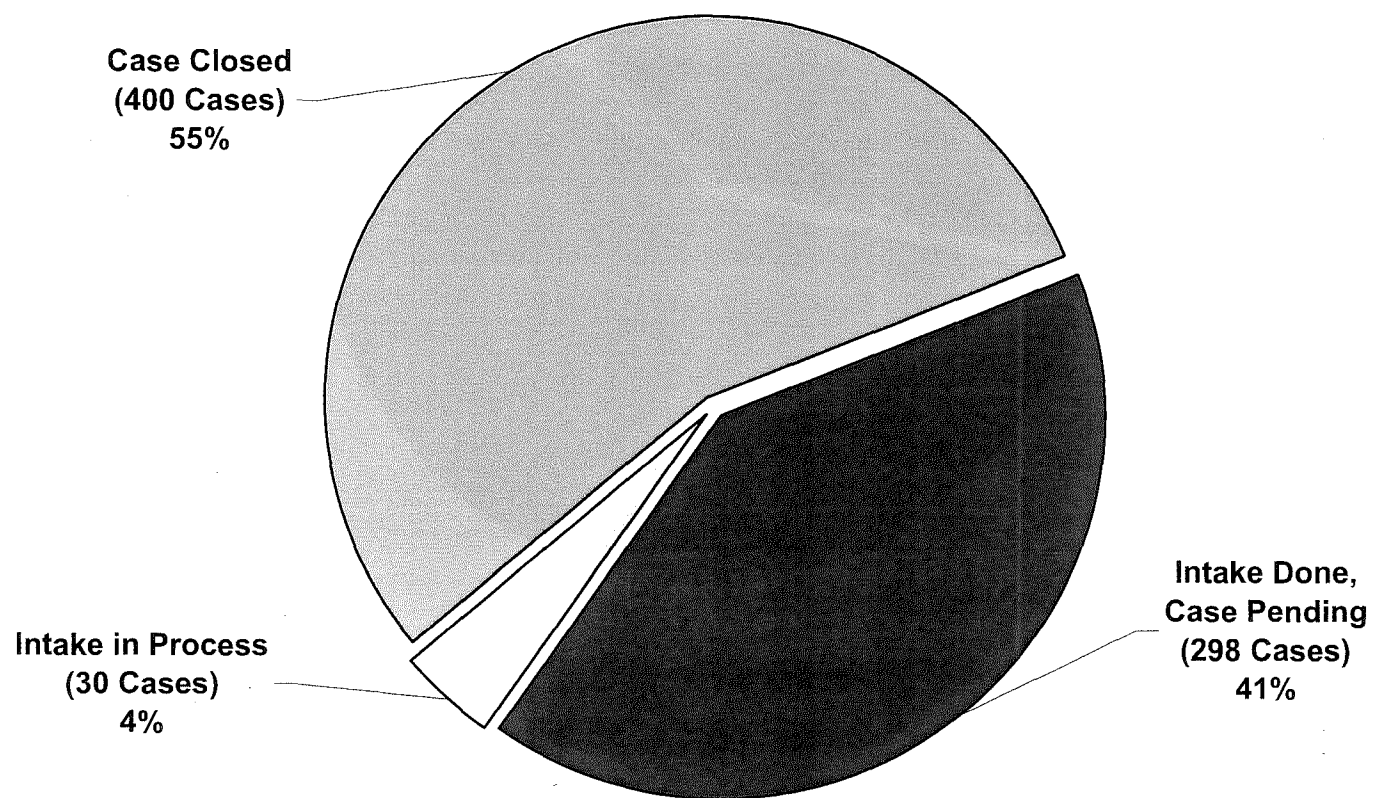
| Case    | Received   | Intake Done | Days Elapsed | Review Done | Days Elapsed | Closed     | Days Elapsed | Total Days/Status | Synopsis of Case                                                     | Sent to MCD |
|---------|------------|-------------|--------------|-------------|--------------|------------|--------------|-------------------|----------------------------------------------------------------------|-------------|
| 0648-13 | 11/15/2013 | 11/22/2013  | 7            | 06/18/2014  | 208          | 06/19/2014 | 1            | 216 - SUSTAINED   | DETENTION/CITE/FORCE                                                 | 06/26/2014  |
| 0649-13 | 11/16/2013 | 12/18/2013  | 32           |             |              |            |              | 410 - PENDING     | RAN OVER COMP' S FOOT                                                |             |
| 0650-13 | 11/15/2013 | 11/18/2013  | 3            | 11/19/2013  | 1            | 11/19/2013 | 0            | 4 - INFO ONLY     | IO1-SFPD                                                             |             |
| 0651-13 | 11/18/2013 | 12/05/2013  | 17           | 10/21/2014  | 320          | 10/21/2014 | 0            | 337 - SUSTAINED   | FORCE DURING MELEE                                                   | 10/23/2014  |
| 0652-13 | 11/18/2013 | 11/26/2013  | 8            | 02/21/2014  | 87           | 02/24/2014 | 3            | 98 - CLOSED       | CITE FOR NO MUNI FARE                                                |             |
| 0653-13 | 11/18/2013 | 12/03/2013  | 15           | 10/24/2014  | 325          | 10/29/2014 | 5            | 345 - CLOSED      | CITE/INAPP BEHAVIOR                                                  |             |
| 0654-13 | 11/15/2013 | 11/22/2013  | 7            | 07/18/2014  | 238          | 07/22/2014 | 4            | 249 - CLOSED      | DETENTION/FORCE/INAPP COMMENTS/BEHAVIOR/RACIAL SLUR/PROFANITY        |             |
| 0655-13 | 11/18/2013 | 11/22/2013  | 4            | 02/10/2014  | 80           | 02/12/2014 | 2            | 86 - MEDIATED     | INAPP BEHAVIOR/FAILED TO PROPERLY PROCESS PROPERTY                   |             |
| 0656-13 | 11/19/2013 | 11/21/2013  | 2            | 11/21/2013  | 0            | 11/21/2013 | 0            | 2 - INFO ONLY     | UNNECESSARY FORCE                                                    |             |
| 0657-13 | 11/14/2013 | 11/21/2013  | 7            | 01/09/2014  | 49           | 01/09/2014 | 0            | 56 - CLOSED       | BEHAVIOR/COMMENTS                                                    |             |
| 0658-13 | 11/20/2013 | 12/10/2013  | 20           | 02/12/2014  | 64           | 02/13/2014 | 1            | 85 - CLOSED       | FAILED TO GIVE NAME AND BADGE NUMBER                                 |             |
| 0659-13 | 11/20/2013 | 11/20/2013  | 0            | 08/04/2014  | 257          | 08/05/2014 | 1            | 258 - CLOSED      | FILING FALSE CHARGES                                                 |             |
| 0660-13 | 11/21/2013 | 11/21/2013  | 0            | 11/27/2013  | 6            | 11/27/2013 | 0            | 6 - INFO ONLY     | THIS COMPLAINT RAISES MATTERS NOT RATIONALLY WITHIN OCC JURISDICTION |             |
| 0661-13 | 11/22/2013 | 11/22/2013  | 0            | 11/27/2013  | 5            | 11/27/2013 | 0            | 5 - INFO ONLY     | DETENTION                                                            |             |
| 0662-13 | 11/25/2013 | 12/03/2013  | 8            | 04/10/2014  | 128          | 04/10/2014 | 0            | 136 - CLOSED      | UNNECESSARY FORCE                                                    |             |
| 0663-13 | 11/22/2013 | 11/22/2013  | 0            | 02/12/2014  | 82           | 02/12/2014 | 0            | 82 - CLOSED       | THREATENING AND INTIMIDATING BEHAVIOR                                |             |
| 0664-13 | 11/22/2013 | 11/25/2013  | 3            | 06/20/2014  | 207          | 06/20/2014 | 0            | 210 - CLOSED      | PUSHED AND PULLED COMP                                               |             |
| 0665-13 | 11/25/2013 | 12/02/2013  | 7            | 09/25/2014  | 297          | 09/25/2014 | 0            | 304 - CLOSED      | UNNECESSARY FORCE/ENTRY                                              |             |
| 0666-13 | 11/26/2013 | 12/02/2013  | 6            | 09/26/2014  | 298          | 09/26/2014 | 0            | 304 - CLOSED      | FORCE USED DURING DETENTION                                          |             |
| 0667-13 | 11/26/2013 | 12/02/2013  | 6            | 01/23/2014  | 52           | 01/23/2014 | 0            | 58 - CLOSED       | NOISE COMPLAINT                                                      |             |
| 0668-13 | 11/25/2013 | 12/02/2013  | 7            | 01/24/2014  | 53           | 01/24/2014 | 0            | 60 - CLOSED       | COLLISION ON FOOT                                                    |             |
| 0669-13 | 11/26/2013 | 12/02/2013  | 6            | 07/18/2014  | 228          | 07/18/2014 | 0            | 234 - CLOSED      | CITE/RUDE                                                            |             |
| 0670-13 | 11/27/2013 | 12/12/2013  | 15           | 04/29/2014  | 138          | 04/30/2014 | 1            | 154 - CLOSED      | CITE/RUDE                                                            |             |
| 0671-13 | 11/27/2013 | 12/13/2013  | 16           | 04/21/2014  | 129          | 04/21/2014 | 0            | 145 - CLOSED      | ARREST WITHOUT CAUSE/INAPPROPRIATE BEHAVIOR                          |             |
| 0672-13 | 12/02/2013 | 12/18/2013  | 16           | 10/09/2014  | 295          | 10/14/2014 | 5            | 316 - CLOSED      | FAILED TO RECEIVE A CITIZEN'S ARREST/INAPPROPRIATE COMMENTS          |             |
| 0673-13 | 12/02/2013 | 12/18/2013  | 16           | 10/17/2014  | 303          | 10/31/2014 | 14           | 333 - CLOSED      | DRAWING FIREARM/UNNECESSARY FORCE                                    |             |
| 0674-13 | 12/03/2013 | 12/04/2013  | 1            | 12/11/2013  | 7            | 12/13/2013 | 2            | 10 - INFO ONLY    | ASSAULTED AT SAN QUENTIN PRISON                                      |             |
| 0675-13 | 11/26/2013 | 12/13/2013  | 17           | 01/29/2014  | 47           | 01/29/2014 | 0            | 64 - MEDIATED     | BIASED TREATMENT/BASED ON GENDER/FAILURE TO TAKE REQUIRED ACTION     |             |
| 0676-13 | 12/03/2013 | 12/20/2013  | 17           | 06/19/2014  | 181          | 06/23/2014 | 4            | 202 - CLOSED      | THE OFFICERS DETAINED/SEARCHED/USED PROFANITY                        |             |
| 0677-13 | 12/03/2013 | 12/20/2013  | 17           | 05/19/2014  | 150          | 05/20/2014 | 1            | 168 - CLOSED      | CITATION/RUDE/RETALIATORY                                            |             |
| 0678-13 | 12/04/2013 | 12/17/2013  | 13           | 06/23/2014  | 188          | 06/23/2014 | 0            | 201 - CLOSED      | CITATION W-O CAUSE/RUDE/PROFANITY                                    |             |

| Case    | Received   | Intake Done | Days Elapsed | Review Done | Days Elapsed | Closed     | Days Elapsed | Total Days/Status | Synopsis of Case                                        | Sent to MCD |
|---------|------------|-------------|--------------|-------------|--------------|------------|--------------|-------------------|---------------------------------------------------------|-------------|
| 0679-13 | 12/04/2013 | 12/06/2013  | 2            | 03/10/2014  | 94           | 03/10/2014 | 0            | 96 - CLOSED       | HARASSING HOMELESS CITIZENS                             |             |
| 0680-13 | 12/04/2013 | 12/06/2013  | 2            | 06/25/2014  | 201          | 07/08/2014 | 13           | 216 - CLOSED      | EXCESSIVE FORCE DURING DETENTION/SEARCHED W-O CAUSE     |             |
| 0681-13 | 12/04/2013 | 12/27/2013  | 23           | 04/25/2014  | 119          | 04/29/2014 | 4            | 146 - CLOSED      | DETENTION/TIGHT CUFFS/YELLING                           |             |
| 0682-13 | 12/04/2013 | 12/18/2013  | 14           | 08/27/2014  | 252          | 08/28/2014 | 1            | 267 - CLOSED      | ARREST/PROPERTY                                         |             |
| 0683-13 | 12/04/2013 | 12/13/2013  | 9            |             |              |            |              | 392 - PENDING     | STRIP SEARCH IN PUBLIC                                  |             |
| 0684-13 | 12/04/2013 | 12/17/2013  | 13           | 01/29/2014  | 43           | 01/29/2014 | 0            | 56 - MEDIATED     | THREATS OF ARREST/SIDED W-OTHER PARTY/LIFT RESTRICTIONS |             |
| 0685-13 | 12/06/2013 | 12/13/2013  | 7            | 03/10/2014  | 87           | 03/10/2014 | 0            | 94 - CLOSED       | OFFICER IS STALKING THE COMPLAINANT                     |             |
| 0686-13 | 12/09/2013 | 12/19/2013  | 10           | 11/14/2014  | 330          | 11/18/2014 | 4            | 344 - CLOSED      | UNLAWFUL TOW/RETALIATION/THREATS                        |             |
| 0687-13 | 12/06/2013 | 12/27/2013  | 21           | 01/13/2014  | 17           | 01/17/2014 | 4            | 42 - CLOSED       | ARREST/BEHAVIOR/COMMENTS                                |             |
| 0688-13 | 12/10/2013 | 01/23/2014  | 44           | 01/27/2014  | 4            | 01/27/2014 | 0            | 48 - MERGED       | INAPPROPRIATE COMMENTS/BEHAVIOR                         |             |
| 0689-13 | 12/10/2013 | 01/06/2014  | 27           | 02/10/2014  | 35           | 02/12/2014 | 2            | 64 - MEDIATED     | FAILED TO TAKE REQ'D ACTION                             |             |
| 0690-13 | 12/11/2013 | 12/24/2013  | 13           | 03/21/2014  | 87           | 03/21/2014 | 0            | 100 - CLOSED      | ISSUING AN INVALID ORDER                                |             |
| 0691-13 | 12/11/2013 | 12/11/2013  | 0            | 02/19/2014  | 70           | 02/25/2014 | 6            | 76 - CLOSED       | CITATION/FAILED TO TAKE REQUIRED ACTION                 |             |
| 0692-13 | 12/11/2013 | 01/02/2014  | 22           | 01/15/2014  | 13           | 01/16/2014 | 1            | 36 - CLOSED       | WRITING AN INACCURATE REPORT                            |             |
| 0693-13 | 12/11/2013 | 01/02/2014  | 22           | 06/24/2014  | 173          | 07/07/2014 | 13           | 208 - CLOSED      | DETENTION/SEIZURE OF PROPERTY                           |             |
| 0694-13 | 12/12/2013 | 12/31/2013  | 19           | 09/12/2014  | 255          | 10/29/2014 | 47           | 321 - CLOSED      | ILLEGALLY ENTERED RESIDENCE                             |             |
| 0695-13 | 12/12/2013 | 12/19/2013  | 7            | 12/19/2013  | 0            | 12/23/2013 | 4            | 11 - INFO ONLY    | IO-2                                                    |             |
| 0696-13 | 12/12/2013 | 01/03/2014  | 22           | 05/28/2014  | 145          | 05/29/2014 | 1            | 168 - CLOSED      | INACCURATE REPORT/INAPP BEHAVIOR/COMMENTS               |             |
| 0697-13 | 12/12/2013 | 01/13/2014  | 32           | 08/25/2014  | 224          | 08/28/2014 | 3            | 259 - CLOSED      | DETENTION WITHOUT CAUSE                                 |             |
| 0698-13 | 12/13/2013 | 12/13/2013  | 0            | 02/10/2014  | 59           | 02/12/2014 | 2            | 61 - MEDIATED     | RIGHTS OF ONLOOKERS                                     |             |
| 0699-13 | 12/13/2013 | 12/27/2013  | 14           | 03/18/2014  | 81           | 03/18/2014 | 0            | 95 - MEDIATED     | INAPP BEHAVIOR/FAILURE TO RETURN INSURANCE CARD         |             |
| 0700-13 | 12/16/2013 | 12/20/2013  | 4            | 02/10/2014  | 52           | 02/27/2014 | 17           | 73 - MEDIATED     | FAILURE TO TAKE REQUIRED ACTION                         |             |
| 0701-13 | 12/12/2013 | 12/17/2013  | 5            | 07/07/2014  | 202          | 07/07/2014 | 0            | 207 - CLOSED      | DETENTION/SEARCH                                        |             |
| 0702-13 | 12/17/2013 | 12/17/2013  | 0            | 12/19/2013  | 2            | 12/23/2013 | 4            | 6 - INFO ONLY     | IO-2                                                    |             |
| 0703-13 | 12/17/2013 | 12/18/2013  | 1            | 06/17/2014  | 181          | 06/20/2014 | 3            | 185 - CLOSED      | ARREST/FAILED TO FOLLOW DGO 5.20                        |             |
| 0704-13 | 12/18/2013 | 12/20/2013  | 2            | 02/11/2014  | 53           | 02/12/2014 | 1            | 56 - MEDIATED     | INVASION OF PRIVACY                                     |             |
| 0705-13 | 12/18/2013 | 12/23/2013  | 5            | 09/05/2014  | 256          | 09/10/2014 | 5            | 266 - CLOSED      | ISSUING A CITATION WITHOUT CAUSE                        |             |
| 0706-13 | 12/18/2013 | 12/20/2013  | 2            | 12/20/2013  | 0            | 12/24/2013 | 4            | 6 - WITHDRAWN     | MISUSE OF POLICE AUTHORITY                              |             |
| 0707-13 | 12/18/2013 | 12/20/2013  | 2            |             |              |            |              | 378 - PENDING     | DISPLAYED FIREARMS WITHOUT JUSTIFICATION                |             |
| 0708-13 | 12/19/2013 | 12/20/2013  | 1            | 06/19/2014  | 181          | 06/19/2014 | 0            | 182 - CLOSED      | EXCESSIVE FORCE DURING ARREST                           |             |
| 0709-13 | 12/20/2013 | 12/20/2013  | 0            | 04/29/2014  | 130          | 04/30/2014 | 1            | 131 - CLOSED      | CONDUCTED UNNECESSARY AND IMPROPER SEARCH               |             |

| Case    | Received   | Intake Done | Days Elapsed | Review Done | Days Elapsed | Closed     | Days Elapsed | Total Days/Status | Synopsis of Case                        | Sent to MCD |
|---------|------------|-------------|--------------|-------------|--------------|------------|--------------|-------------------|-----------------------------------------|-------------|
| 0710-13 | 12/18/2013 | 12/19/2013  | 1            | 03/24/2014  | 95           | 03/24/2014 | 0            | 96 - CLOSED       | HARASSMENT-LL/T                         |             |
| 0711-13 | 12/18/2013 | 01/02/2014  | 15           | 08/08/2014  | 218          | 08/11/2014 | 3            | 236 - CLOSED      | RUDE/CITE/UNLAWFUL ORDER                |             |
| 0712-13 | 12/19/2013 | 12/19/2013  | 0            | 01/13/2014  | 25           | 01/13/2014 | 0            | 25 - CLOSED       | RUDE                                    |             |
| 0713-13 | 12/18/2013 | 01/02/2014  | 15           | 06/20/2014  | 169          | 06/24/2014 | 4            | 188 - CLOSED      | ARREST/FAILED TO PROCESS PROPERTY       |             |
| 0714-13 | 12/23/2013 | 01/10/2014  | 18           | 03/20/2014  | 69           | 03/20/2014 | 0            | 87 - CLOSED       | DETENTION/FORCE                         |             |
| 0715-13 | 12/24/2013 | 01/09/2014  | 16           | 10/06/2014  | 270          | 10/06/2014 | 0            | 286 - CLOSED      | PROFANITY/USE OF FORCE/CITATION         |             |
| 0716-13 | 12/23/2013 | 01/10/2014  | 18           | 07/17/2014  | 188          | 07/18/2014 | 1            | 207 - CLOSED      | INAPPROPRIATE BEHAVIOR/CITE W-OUT CAUSE |             |
| 0717-13 | 12/26/2013 | 12/26/2013  | 0            | 02/12/2014  | 48           | 02/12/2014 | 0            | 48 - CLOSED       | INAPPROPRIATE BEHAVIOR                  |             |
| 0718-13 | 12/26/2013 | 12/26/2013  | 0            | 12/30/2013  | 4            | 12/30/2013 | 0            | 4 - INFO ONLY     | IO-1                                    |             |
| 0719-13 | 12/27/2013 | 01/02/2014  | 6            | 09/03/2014  | 244          | 09/03/2014 | 0            | 250 - CLOSED      | USE OF FORCE DURING DETENTION/5150      |             |
| 0720-13 | 12/27/2013 | 01/02/2014  | 6            | 03/03/2014  | 60           | 03/03/2014 | 0            | 66 - CLOSED       | INAPPROPRIATE BEHAVIOR/COMMENT          |             |
| 0721-13 | 12/23/2013 | 01/24/2014  | 32           | 04/18/2014  | 84           | 07/17/2014 | 90           | 206 - CLOSED      | INAPPROPRIATE BEHAVIOR/DETENTION/SEARCH |             |
| 0722-13 | 12/23/2013 | 01/27/2014  | 35           | 10/22/2014  | 268          | 11/18/2014 | 27           | 330 - SUSTAINED   | BIASED POLICING DUE TO RACE             | 11/19/2014  |
| 0723-13 | 12/30/2013 | 12/30/2013  | 0            | 12/30/2013  | 0            | 12/31/2013 | 1            | 1 - INFO ONLY     | FAILURE TO TAKE REQ'D ACTION            |             |
| 0724-13 | 12/30/2013 | 01/08/2014  | 9            | 01/10/2014  | 2            | 01/13/2014 | 3            | 14 - CLOSED       | FAILURE TO PROPERLY PROCESS PROPERTY    |             |
| 0725-13 | 12/30/2013 | 01/03/2014  | 4            | 10/21/2014  | 291          | 10/21/2014 | 0            | 295 - CLOSED      | FORCE                                   |             |
| 0726-13 | 12/31/2013 | 01/24/2014  | 24           | 10/17/2014  | 266          | 11/10/2014 | 24           | 314 - SUSTAINED   | ARREST/FORCE/ENTRY                      | 11/12/2014  |
| 0727-13 | 12/31/2013 | 12/31/2013  | 0            | 01/23/2014  | 23           | 01/23/2014 | 0            | 23 - CLOSED       | CELL PHONE WHILE DRIVING                |             |

# Status of OCC Cases - Year 2014

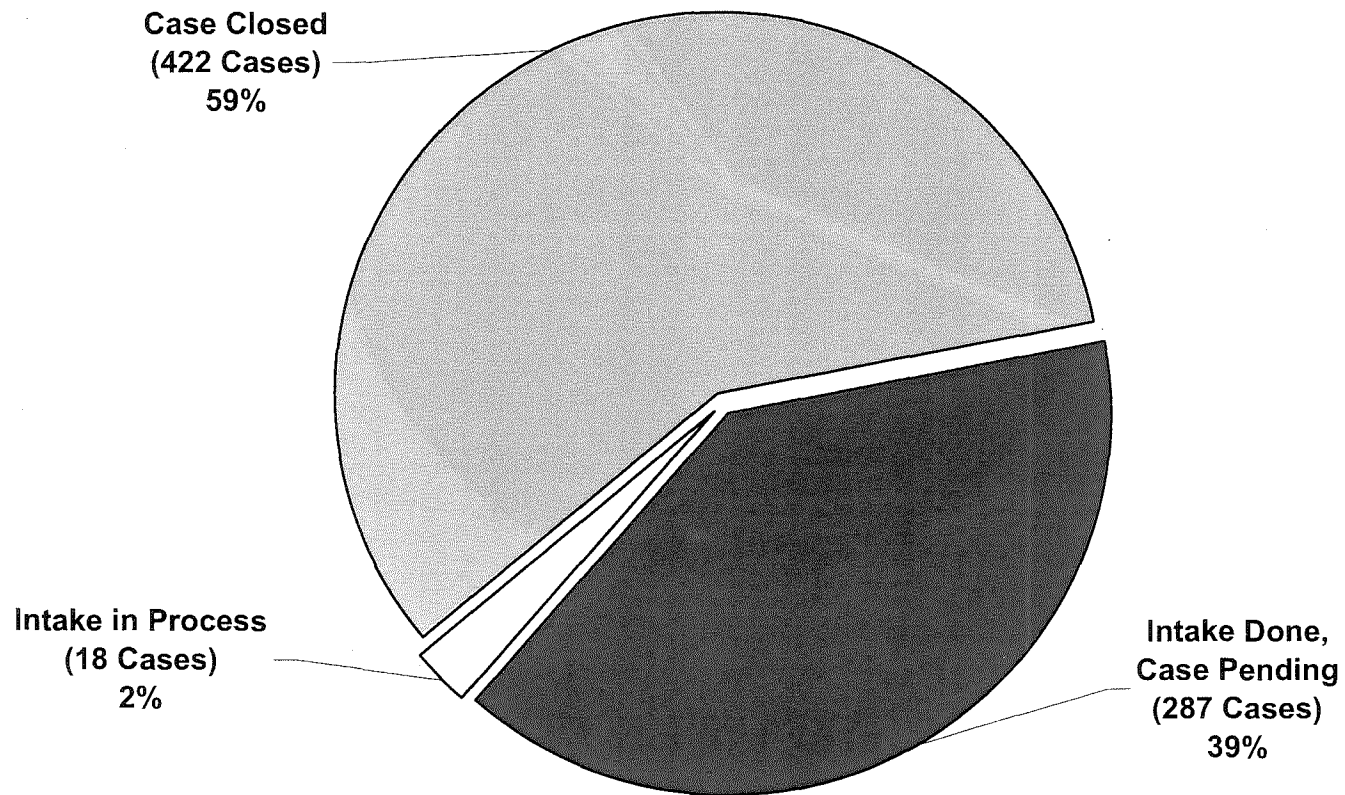
as of 12/31/2014





# Status of OCC Cases - Year 2013

as of 12/31/2013



**STATUS OF OCC COMPLAINTS - YEAR 2014**

as of 12/31/2014

THE POLICE COMMISSION  
 OFFICE OF CITIZEN COMPLAINTS  
 CITY AND COUNTY OF SAN FRANCISCO



| Case    | Received   | Intake Done | Days Elapsed | Review Done | Days Elapsed | Closed     | Days Elapsed | Total Days/Status | Synopsis of Case                                                    | Sent to MCD |
|---------|------------|-------------|--------------|-------------|--------------|------------|--------------|-------------------|---------------------------------------------------------------------|-------------|
| 0001-14 | 01/02/2014 | 01/08/2014  | 6            | 02/11/2014  | 34           | 02/12/2014 | 1            | 41 - MEDIATED     | INAPPROPRIATE COMMENTS/BEHAVIOR                                     |             |
| 0002-14 | 01/02/2014 | 01/14/2014  | 12           | 10/17/2014  | 276          | 10/17/2014 | 0            | 288 - CLOSED      | CITATION WITHOUT CAUSE                                              |             |
| 0003-14 | 01/06/2014 | 01/22/2014  | 16           |             |              |            |              | 359 - PENDING     | ARREST W-O CAUSE INAPPROPRIATE COMMENTS/BEHAVIOR                    |             |
| 0004-14 | 01/06/2014 | 01/22/2014  | 16           | 10/08/2014  | 259          | 10/08/2014 | 0            | 275 - SUSTAINED   | CITATION WITHOUT CAUSE AND PROFANITY                                | 10/09/2014  |
| 0005-14 | 01/07/2014 | 01/17/2014  | 10           | 02/24/2014  | 38           | 02/27/2014 | 3            | 51 - MEDIATED     | GRABBED C'S ARM WHILE RIDING BIKE ON SIDEWALK/THREATENING STATEMENT |             |
| 0006-14 | 01/06/2014 | 01/14/2014  | 8            | 04/28/2014  | 104          | 04/28/2014 | 0            | 112 - MEDIATED    | FAILED TO TAKE REQUIRED ACTION/FOUL LANGUAGE                        |             |
| 0007-14 | 01/07/2014 | 01/17/2014  | 10           | 02/11/2014  | 25           | 02/12/2014 | 1            | 36 - MEDIATED     | INAPP STATEMENTS/BEHAVIOR & ND RE: EPO SERVICE                      |             |
| 0008-14 | 01/08/2014 | 01/09/2014  | 1            | 06/23/2014  | 165          | 06/24/2014 | 1            | 167 - CLOSED      | BEATEN                                                              |             |
| 0009-14 | 01/08/2014 | 01/09/2014  | 1            | 01/15/2014  | 6            | 01/16/2014 | 1            | 8 - INFO ONLY     | IO2                                                                 |             |
| 0010-14 | 01/09/2014 | 01/30/2014  | 21           | 10/02/2014  | 245          | 10/03/2014 | 1            | 267 - CLOSED      | INAPPROPRIATE AND THREATENING BEHAVIOR                              |             |
| 0011-14 | 01/08/2014 | 01/14/2014  | 6            | 08/05/2014  | 203          | 09/26/2014 | 52           | 261 - SUSTAINED   | RUDE/FAILED TO ACT                                                  | 09/29/2014  |
| 0012-14 | 01/10/2014 | 01/15/2014  | 5            |             |              |            |              | 355 - PENDING     | ARREST/SEARCH/SEIZURE OF PROPERTY                                   |             |
| 0013-14 | 01/08/2014 | 01/14/2014  | 6            | 04/18/2014  | 94           | 04/18/2014 | 0            | 100 - CLOSED      | CITE/RUDE                                                           |             |
| 0014-14 | 01/08/2014 | 01/14/2014  | 6            | 10/22/2014  | 281          | 10/23/2014 | 1            | 288 - CLOSED      | ARREST/FORCE                                                        |             |
| 0015-14 | 01/10/2014 | 01/22/2014  | 12           | 06/09/2014  | 138          | 06/10/2014 | 1            | 151 - CLOSED      | RUDE/THREATENING                                                    |             |
| 0016-14 | 01/10/2014 | 01/30/2014  | 20           |             |              |            |              | 355 - PENDING     | DETENTION/SEARCH/THREATS                                            |             |
| 0017-14 | 01/13/2014 | 01/16/2014  | 3            | 09/05/2014  | 232          | 09/08/2014 | 3            | 238 - CLOSED      | ISSUING AN INVALID ORDER                                            |             |
| 0018-14 | 01/14/2014 | 01/17/2014  | 3            | 11/10/2014  | 297          | 12/05/2014 | 25           | 325 - SUSTAINED   | FAILURE TO ARREST ADULT CHILDREN LIVING WITH COMPLAINANT            | 12/05/2014  |
| 0019-14 | 01/14/2014 | 01/27/2014  | 13           | 04/01/2014  | 64           | 04/01/2014 | 0            | 77 - MEDIATED     | FAILURE TO COMMUNICATE REGARDING POLICE HOLD ON VEHICLE             |             |
| 0020-14 | 01/13/2014 | 01/27/2014  | 14           | 01/28/2014  | 1            | 01/29/2014 | 1            | 16 - INFO ONLY    | FAILURE TO TAKE REQUIRED ACTION                                     |             |
| 0021-14 | 01/14/2014 | 01/24/2014  | 10           | 12/24/2014  | 334          | 12/29/2014 | 5            | 349 - CLOSED      | ARREST WITHOUT CAUSE/UNWARRANTED SEARCH/FAILURE TO PROCESS PROPERTY |             |
| 0022-14 | 01/15/2014 | 01/31/2014  | 16           | 05/09/2014  | 98           | 05/09/2014 | 0            | 114 - CLOSED      | FOR FAILURE TO PROPERLY OPERATE VEHICLE                             |             |
| 0023-14 | 01/15/2014 | 01/16/2014  | 1            | 01/16/2014  | 0            | 01/16/2014 | 0            | 1 - INFO ONLY     | IO2                                                                 |             |
| 0024-14 | 01/15/2014 | 01/31/2014  | 16           | 08/15/2014  | 196          | 08/15/2014 | 0            | 212 - CLOSED      | SEARCH OF RESIDENCE WITHOUT CAUSE/USE OF FORCE                      |             |
| 0025-14 | 01/13/2014 | 01/23/2014  | 10           | 03/17/2014  | 53           | 03/17/2014 | 0            | 63 - CLOSED       | INAPPROPRIATE BEHAVIOR/COMMENTS                                     |             |
| 0026-14 | 01/15/2014 | 01/29/2014  | 14           | 05/08/2014  | 99           | 05/28/2014 | 20           | 133 - CLOSED      | CITATION WITHOUT CAUSE/INAPPROPRIATE BEHAVIOR                       |             |
| 0027-14 | 01/14/2014 | 02/05/2014  | 22           | 05/16/2014  | 100          | 05/19/2014 | 3            | 125 - MEDIATED    | CITATION AND UNNECESSARY FORCE                                      |             |

| Case    | Received   | Intake Done | Days Elapsed | Review Done | Days Elapsed | Closed     | Days Elapsed | Total Days/Status | Synopsis of Case                                                     | Sent to MCD |
|---------|------------|-------------|--------------|-------------|--------------|------------|--------------|-------------------|----------------------------------------------------------------------|-------------|
| 0028-14 | 01/13/2014 | 02/07/2014  | 25           | 10/09/2014  | 244          | 10/14/2014 | 5            | 274 - CLOSED      | FOR ARREST/SEARCH & FAILURE TO MIRANDIZE                             |             |
| 0029-14 | 01/17/2014 | 02/07/2014  | 21           | 03/28/2014  | 49           | 04/01/2014 | 4            | 74 - CLOSED       | UNNECESSARY FORCE                                                    |             |
| 0030-14 | 01/17/2014 | 01/17/2014  | 0            |             |              |            |              | 348 - PENDING     | FAILURE TO PROPERLY PROCESS PROPERTY/EVIDENCE                        |             |
| 0031-14 | 01/17/2014 | 01/28/2014  | 11           | 12/02/2014  | 308          | 12/02/2014 | 0            | 319 - CLOSED      | DETENTION/HARASSING THE COMPLAINANT                                  |             |
| 0032-14 | 01/17/2014 | 02/04/2014  | 18           | 11/14/2014  | 283          | 11/16/2014 | 2            | 303 - CLOSED      | DETENTION/BIASED POLICING DUE TO RACE                                |             |
| 0033-14 | 01/17/2014 | 01/28/2014  | 11           | 10/14/2014  | 259          | 10/17/2014 | 3            | 273 - SUSTAINED   | DETENTION/INAPPROPRIATE COMMENTS AND BEHAVIOR                        | 10/17/2014  |
| 0034-14 | 01/10/2014 | 01/28/2014  | 18           | 03/17/2014  | 48           | 03/17/2014 | 0            | 66 - WITHDRAWN    | INAPPROPRIATE BEHAVIOR                                               |             |
| 0035-14 | 01/17/2014 | 02/13/2014  | 27           | 10/06/2014  | 235          | 10/06/2014 | 0            | 262 - CLOSED      | ENTERING/SEARCHING A RESIDENCE/FAILURE TO PRODUCE WARRANT            |             |
| 0036-14 | 01/16/2014 | 02/12/2014  | 27           | 12/02/2014  | 293          | 12/16/2014 | 14           | 334 - SUSTAINED   | ENTERING A RESIDENCE/USE OF FORCE                                    | 12/17/2014  |
| 0037-14 | 01/17/2014 | 02/04/2014  | 18           | 08/14/2014  | 191          | 08/14/2014 | 0            | 209 - CLOSED      | CITATION W-OUT CAUSE/INAPPROPRIATE BEHAVIOR                          |             |
| 0038-14 | 01/17/2014 | 02/07/2014  | 21           | 10/20/2014  | 255          | 10/20/2014 | 0            | 276 - CLOSED      | UNNECESSARY FORCE                                                    |             |
| 0039-14 | 01/22/2014 | 01/24/2014  | 2            | 01/27/2014  | 3            | 01/28/2014 | 1            | 6 - INFO ONLY     | IO2                                                                  |             |
| 0040-14 | 01/22/2014 | 01/23/2014  | 1            | 01/29/2014  | 6            | 02/04/2014 | 6            | 13 - CLOSED       | MISUSE OF POLICE AUTHORITY                                           |             |
| 0041-14 | 01/20/2014 | 01/27/2014  | 7            | 03/24/2014  | 56           | 03/26/2014 | 2            | 65 - MEDIATED     | ENTRY                                                                |             |
| 0042-14 | 01/17/2014 | 01/27/2014  | 10           | 05/21/2014  | 114          | 05/22/2014 | 1            | 125 - CLOSED      | FAILURE TO TAKE REQUIRED ACTION/BIASED POLICING                      |             |
| 0043-14 | 01/21/2014 | 01/23/2014  | 2            | 01/23/2014  | 0            | 01/24/2014 | 1            | 3 - INFO ONLY     | IO2                                                                  |             |
| 0044-14 | 01/22/2014 | 02/05/2014  | 14           | 08/15/2014  | 191          | 08/15/2014 | 0            | 205 - CLOSED      | FORCE/BEHAVIOR                                                       |             |
| 0045-14 | 01/24/2014 | 02/06/2014  | 13           | 09/04/2014  | 210          | 09/09/2014 | 5            | 228 - CLOSED      | DETENTION/CITE/INVALID ORDER/INACCURATE CITE/INAPP COMMENTS/BEHAVIOR |             |
| 0046-14 | 01/24/2014 | 01/28/2014  | 4            | 08/07/2014  | 191          | 08/08/2014 | 1            | 196 - CLOSED      | INAPPROPRIATE BEHAVIOR/COMMENTS                                      |             |
| 0047-14 | 01/27/2014 | 02/12/2014  | 16           | 04/25/2014  | 72           | 04/28/2014 | 3            | 91 - CLOSED       | INAPPROPRIATE BEHAVIOR/CAUSED INJURY                                 |             |
| 0048-14 | 01/27/2014 | 02/04/2014  | 8            | 02/04/2014  | 0            | 02/04/2014 | 0            | 8 - INFO ONLY     | IO2                                                                  |             |
| 0049-14 | 01/27/2014 | 02/12/2014  | 16           | 11/21/2014  | 282          | 11/26/2014 | 5            | 303 - CLOSED      | DETENTION/FORCE                                                      |             |
| 0050-14 | 01/27/2014 | 02/10/2014  | 14           | 10/29/2014  | 261          | 10/29/2014 | 0            | 275 - CLOSED      | ARREST/MISSING PROPERTY                                              |             |
| 0051-14 | 01/28/2014 | 02/10/2014  | 13           | 10/15/2014  | 247          | 10/17/2014 | 2            | 262 - CLOSED      | ARREST/FORCE/THREATS/RACIAL BIAS                                     |             |
| 0052-14 | 01/28/2014 | 02/18/2014  | 21           |             |              |            |              | 337 - PENDING     | ARREST/FORCE                                                         |             |
| 0053-14 | 01/29/2014 | 02/05/2014  | 7            | 09/12/2014  | 219          | 09/16/2014 | 4            | 230 - CLOSED      | UF WITH INJURIES                                                     |             |
| 0054-14 | 01/30/2014 | 02/10/2014  | 11           | 12/24/2014  | 317          | 12/24/2014 | 0            | 328 - CLOSED      | DETENTION WITHOUT CAUSE/FORCE/INAPPROPRIATE BEHAVIOR                 |             |
| 0055-14 | 01/30/2014 | 02/14/2014  | 15           | 12/05/2014  | 294          | 12/08/2014 | 3            | 312 - SUSTAINED   | FAILURE TO TAKE REQUIRED ACTION/INAPPROPRIATE BEHAVIOR               | 12/09/2014  |
| 0056-14 | 01/30/2014 | 01/31/2014  | 1            | 01/31/2014  | 0            | 01/31/2014 | 0            | 1 - INFO ONLY     | IO2                                                                  |             |
| 0057-14 | 01/31/2014 | 02/17/2014  | 17           | 06/03/2014  | 106          | 06/03/2014 | 0            | 123 - CLOSED      | FAILED TO RELEASE INFORMATION ABOUT AN ARRESTEE'S LOCATION           |             |

| Case    | Received   | Intake Done | Days Elapsed | Review Done | Days Elapsed | Closed     | Days Elapsed | Total Days/Status | Synopsis of Case                                                   | Sent to MCD |
|---------|------------|-------------|--------------|-------------|--------------|------------|--------------|-------------------|--------------------------------------------------------------------|-------------|
| 0058-14 | 01/30/2014 | 02/20/2014  | 21           | 07/25/2014  | 155          | 08/11/2014 | 17           | 193 - SUSTAINED   | SEARCH WITHOUT CAUSE                                               | 08/12/2014  |
| 0059-14 | 01/31/2014 | 02/21/2014  | 21           | 06/05/2014  | 104          | 06/05/2014 | 0            | 125 - CLOSED      | HELD COMPLAINANT BY SHOULDERS/YELLED AND THREATENED TO ARREST      |             |
| 0060-14 | 01/31/2014 | 02/21/2014  | 21           | 12/02/2014  | 284          | 12/04/2014 | 2            | 307 - SUSTAINED   | FAILURE TO INVESTIGATE AND FAVORING THE MUNI DRIVERS               | 12/05/2014  |
| 0061-14 | 01/31/2014 | 02/21/2014  | 21           | 05/06/2014  | 74           | 05/07/2014 | 1            | 96 - INFO ONLY    | INFO ONLY                                                          |             |
| 0062-14 | 01/31/2014 | 02/11/2014  | 11           | 03/31/2014  | 48           | 03/31/2014 | 0            | 59 - CLOSED       | POURED BEER ON COMPLAINANT                                         |             |
| 0063-14 | 01/31/2014 | 02/04/2014  | 4            | 02/04/2014  | 0            | 02/04/2014 | 0            | 4 - INFO ONLY     | IO2                                                                |             |
| 0064-14 | 02/03/2014 | 02/04/2014  | 1            | 08/28/2014  | 205          | 10/30/2014 | 63           | 269 - SUSTAINED   | ISSUED CITE/ASKED FOR PHONE NUMBER/SENT TEXT MESSAGE TO DRIVER     | 10/31/2014  |
| 0065-14 | 02/03/2014 | 02/05/2014  | 2            | 04/29/2014  | 83           | 04/30/2014 | 1            | 86 - CLOSED       | CITATION/HARASSING                                                 |             |
| 0066-14 | 01/31/2014 | 02/18/2014  | 18           | 06/20/2014  | 122          | 06/20/2014 | 0            | 140 - CLOSED      | INAPPROPRIATE TOUCHING                                             |             |
| 0067-14 | 02/04/2014 | 02/07/2014  | 3            | 03/12/2014  | 33           | 03/12/2014 | 0            | 36 - CLOSED       | INAPPROPRIATE BEHAVIOR                                             |             |
| 0068-14 | 02/02/2014 | 02/10/2014  | 8            | 11/07/2014  | 270          | 11/21/2014 | 14           | 292 - SUSTAINED   | FAILURE TO COMPLY WITH DGO 9.01                                    | 11/24/2014  |
| 0069-14 | 02/06/2014 | 02/24/2014  | 18           |             |              |            |              | 328 - PENDING     | ARREST/HANDCUFFING                                                 |             |
| 0070-14 | 02/06/2014 | 02/25/2014  | 19           | 03/26/2014  | 29           | 03/27/2014 | 1            | 49 - CLOSED       | CITATION W-O CAUSE/INAPPROPRIATE BEHAVIOR                          |             |
| 0071-14 | 02/03/2014 | 02/13/2014  | 10           | 05/28/2014  | 104          | 05/29/2014 | 1            | 115 - CLOSED      | FORCE/DETENTION/NO CERTIFICATE OF RELEASE                          |             |
| 0072-14 | 02/03/2014 | 02/03/2014  | 0            | 02/13/2014  | 10           | 02/13/2014 | 0            | 10 - INFO ONLY    | FAILURE TO TAKE REQUIRED ACTION                                    |             |
| 0073-14 | 01/22/2014 | 02/11/2014  | 20           | 02/11/2014  | 0            | 02/19/2014 | 8            | 28 - INFO ONLY    | INFO ONLY                                                          |             |
| 0074-14 | 02/07/2014 | 02/27/2014  | 20           | 05/19/2014  | 81           | 05/20/2014 | 1            | 102 - CLOSED      | FAILURE TO PROPERLY INVESTIGATE                                    |             |
| 0075-14 | 02/07/2014 | 02/26/2014  | 19           | 12/30/2014  | 307          | 12/30/2014 | 0            | 326 - CLOSED      | ARREST W-O CAUSE/INAPPROPRIATE COMMENTS                            |             |
| 0076-14 | 02/07/2014 | 02/19/2014  | 12           | 03/25/2014  | 34           | 03/25/2014 | 0            | 46 - CLOSED       | UNWARRANTED CITATION/FAILURE TO TAKE REQUIRED ACTION               |             |
| 0077-14 | 02/10/2014 | 02/21/2014  | 11           |             |              |            |              | 324 - PENDING     | ARREST WITHOUT CAUSE                                               |             |
| 0078-14 | 02/10/2014 | 02/13/2014  | 3            | 11/06/2014  | 266          | 12/05/2014 | 29           | 298 - SUSTAINED   | PARKED IN BUS STOP                                                 | 12/09/2014  |
| 0079-14 | 02/11/2014 | 02/28/2014  | 17           |             |              |            |              | 323 - PENDING     | FAILED TO PROPERLY PROCESS PROPERTY                                |             |
| 0080-14 | 02/11/2014 | 03/02/2014  | 19           | 05/16/2014  | 75           | 05/19/2014 | 3            | 97 - MEDIATED     | FAILURE TO TAKE REQUIRED ACTION/DELAY IN PROVIDING LANG SERVICE    |             |
| 0081-14 | 02/11/2014 | 02/18/2014  | 7            | 02/18/2014  | 0            | 02/24/2014 | 6            | 13 - INFO ONLY    | FAILURE TO TAKE REQUIRED ACTION                                    |             |
| 0082-14 | 02/12/2014 | 02/28/2014  | 16           | 12/10/2014  | 285          | 12/11/2014 | 1            | 302 - CLOSED      | INAPPROPRIATE BEHAVIOR/COMMENTS/UF/ISSUED A CITATION WITHOUT CAUSE |             |
| 0083-14 | 02/12/2014 | 02/19/2014  | 7            | 02/19/2014  | 0            | 02/24/2014 | 5            | 12 - INFO ONLY    | INAPPROPRIATE BEHAVIOR                                             |             |
| 0084-14 | 02/11/2014 | 03/02/2014  | 19           | 10/09/2014  | 221          | 10/15/2014 | 6            | 246 - CLOSED      | INAPP COMMENTS                                                     |             |
| 0085-14 | 02/12/2014 | 03/04/2014  | 20           | 06/24/2014  | 112          | 07/07/2014 | 13           | 145 - CLOSED      | INAPP COMMENTS                                                     |             |
| 0086-14 | 02/13/2014 | 02/24/2014  | 11           | 02/25/2014  | 1            | 02/25/2014 | 0            | 12 - CLOSED       | FAILED TO TAKE REQUIRED ACTION                                     |             |
| 0087-14 | 02/13/2014 | 02/18/2014  | 5            | 03/28/2014  | 38           | 03/31/2014 | 3            | 46 - MEDIATED     | ENTRY/INAPP COMMENTS/NO REPORT                                     |             |

| Case    | Received   | Intake Done | Days Elapsed | Review Done | Days Elapsed | Closed     | Days Elapsed | Total Days/Status | Synopsis of Case                                                      | Sent to MCD |
|---------|------------|-------------|--------------|-------------|--------------|------------|--------------|-------------------|-----------------------------------------------------------------------|-------------|
| 0088-14 | 02/13/2014 | 02/20/2014  | 7            | 09/05/2014  | 197          | 09/08/2014 | 3            | 207 - INFO ONLY   | FAILED TO TAKE REQUIRED ACTION                                        |             |
| 0089-14 | 02/14/2014 | 03/02/2014  | 16           | 08/08/2014  | 159          | 08/11/2014 | 3            | 178 - CLOSED      | DETENTION WITHOUT CAUSE/CITATION WITHOUT CAUSE/INAPPROPRIATE BEHAVIOR |             |
| 0090-14 | 02/14/2014 | 03/02/2014  | 16           | 05/08/2014  | 67           | 10/06/2014 | 151          | 234 - CLOSED      | DETENTION WITHOUT CAUSE/SEARCH WITHOUT CAUSE/INAPPROPRIATE BEHAVIOR   |             |
| 0091-14 | 02/14/2014 | 02/25/2014  | 11           | 07/02/2014  | 127          | 07/03/2014 | 1            | 139 - CLOSED      | MOTORCYCLE OFFICER HIT HER CAR- CAUSED DAMAGE AND LEFT THE SCENE      |             |
| 0092-14 | 02/14/2014 | 02/14/2014  | 0            | 05/22/2014  | 97           | 05/27/2014 | 5            | 102 - CLOSED      | CITE/RACIALLY PROFILED                                                |             |
| 0093-14 | 01/30/2014 | 02/19/2014  | 20           | 03/27/2014  | 36           | 03/31/2014 | 4            | 60 - MEDIATED     | FAILURE TO INVESTIGATE                                                |             |
| 0094-14 | 02/18/2014 | 03/07/2014  | 17           | 12/01/2014  | 269          | 12/02/2014 | 1            | 287 - CLOSED      | ENTRY AND SEARCH WITHOUT CAUSE/UNNECESSARY FORCE                      |             |
| 0095-14 | 02/18/2014 | 02/21/2014  | 3            | 11/05/2014  | 257          | 11/05/2014 | 0            | 260 - CLOSED      | THE OFFICER USED UNNECESSARY FORCE                                    |             |
| 0096-14 | 01/10/2014 | 01/30/2014  | 20           | 11/20/2014  | 294          | 12/12/2014 | 22           | 336 - SUSTAINED   | FORCE/THREAT/SEARCH/BIASED POLICING                                   | 12/15/2014  |
| 0097-14 | 02/18/2014 | 02/28/2014  | 10           | 10/07/2014  | 221          | 10/07/2014 | 0            | 231 - CLOSED      | TRAFFIC STOP AND CITATION                                             |             |
| 0098-14 | 02/18/2014 | 02/21/2014  | 3            | 02/21/2014  | 0            | 02/24/2014 | 3            | 6 - INFO ONLY     | IO1                                                                   |             |
| 0099-14 | 02/20/2014 | 02/24/2014  | 4            |             |              |            |              | 314 - PENDING     | ARREST WITHOUT CAUSE/FAILURE TO COMPLY DGO 5.20                       |             |
| 0100-14 | 02/19/2014 | 02/21/2014  | 2            | 02/21/2014  | 0            | 02/24/2014 | 3            | 5 - INFO ONLY     | IO2                                                                   |             |
| 0101-14 | 02/18/2014 | 02/21/2014  | 3            | 02/24/2014  | 3            | 02/25/2014 | 1            | 7 - INFO ONLY     | IO1                                                                   |             |
| 0102-14 | 02/18/2014 | 02/20/2014  | 2            | 02/20/2014  | 0            | 02/21/2014 | 1            | 3 - MERGED        | ARREST/PROPERTY                                                       |             |
| 0103-14 | 02/18/2014 | 02/28/2014  | 10           | 08/07/2014  | 160          | 08/07/2014 | 0            | 170 - CLOSED      | ARREST                                                                |             |
| 0104-14 | 02/20/2014 | 02/24/2014  | 4            | 05/06/2014  | 71           | 05/07/2014 | 1            | 76 - CLOSED       | BOARDED BUS - INTERVIEWED ONLY BLACK FEMALE ON CROWDED BUS            |             |
| 0105-14 | 02/21/2014 | 03/07/2014  | 14           | 10/07/2014  | 214          | 10/07/2014 | 0            | 228 - CLOSED      | CITATION/RUDENESS                                                     |             |
| 0106-14 | 02/21/2014 | 02/21/2014  | 0            | 10/06/2014  | 227          | 10/06/2014 | 0            | 227 - CLOSED      | CALLED HIM A PUNK AND TOLD HIM TO KICK ROCKS                          |             |
| 0107-14 | 02/18/2014 | 02/21/2014  | 3            | 02/24/2014  | 3            | 02/24/2014 | 0            | 6 - INFO ONLY     | IO-2                                                                  |             |
| 0108-14 | 02/21/2014 | 03/07/2014  | 14           | 09/12/2014  | 189          | 09/12/2014 | 0            | 203 - CLOSED      | FAILED TO TAKE A REPORT                                               |             |
| 0109-14 | 02/24/2014 | 02/25/2014  | 1            | 05/21/2014  | 85           | 05/21/2014 | 0            | 86 - CLOSED       | INAPPROPRIATE BEHAVIOR/COMMENTS                                       |             |
| 0110-14 | 02/21/2014 | 02/25/2014  | 4            | 02/25/2014  | 0            | 02/25/2014 | 0            | 4 - INFO ONLY     | IO-1                                                                  |             |
| 0111-14 | 02/24/2014 | 02/25/2014  | 1            | 12/15/2014  | 293          | 12/29/2014 | 14           | 308 - SUSTAINED   | CITATION W-O CAUSE/BIASED POLICING DUE TO RACE                        | 12/31/2014  |
| 0112-14 | 02/24/2014 | 03/03/2014  | 7            | 03/05/2014  | 2            | 03/05/2014 | 0            | 9 - INFO ONLY     | IO-1                                                                  |             |
| 0113-14 | 02/24/2014 | 03/18/2014  | 22           | 11/06/2014  | 233          | 11/08/2014 | 2            | 257 - CLOSED      | DETENTION/USE OF FORCE/RACIAL/SEXUAL/PROFANE COMMENTS                 |             |
| 0114-14 | 02/25/2014 | 02/28/2014  | 3            | 02/28/2014  | 0            | 02/28/2014 | 0            | 3 - INFO ONLY     | DETENTION W-O JUSTIFICATION                                           |             |
| 0115-14 | 02/25/2014 | 02/26/2014  | 1            | 04/09/2014  | 42           | 04/16/2014 | 7            | 50 - MEDIATED     | CITATIONS W-O CAUSE                                                   |             |
| 0116-14 | 02/26/2014 | 02/28/2014  | 2            | 07/02/2014  | 124          | 07/07/2014 | 5            | 131 - CLOSED      | DETENTION WITHOUT CAUSE                                               |             |
| 0117-14 | 02/26/2014 | 03/06/2014  | 8            | 03/06/2014  | 0            | 03/10/2014 | 4            | 12 - CLOSED       | CITATION WITHOUT CAUSE                                                |             |

| Case    | Received   | Intake Done | Days Elapsed | Review Done | Days Elapsed | Closed     | Days Elapsed | Total Days/Status | Synopsis of Case                                               | Sent to MCD |
|---------|------------|-------------|--------------|-------------|--------------|------------|--------------|-------------------|----------------------------------------------------------------|-------------|
| 0118-14 | 02/12/2014 | 03/18/2014  | 34           | 05/29/2014  | 72           | 05/30/2014 | 1            | 107 - CLOSED      | FAILURE TO TAKE REQD ACTION                                    |             |
| 0119-14 | 02/21/2014 | 02/27/2014  | 6            | 04/02/2014  | 34           | 04/02/2014 | 0            | 40 - CLOSED       | IO-1                                                           |             |
| 0120-14 | 02/25/2014 | 03/18/2014  | 21           | 08/22/2014  | 157          | 08/22/2014 | 0            | 178 - CLOSED      | CITATION WITHOUT CAUSE                                         |             |
| 0121-14 | 02/26/2014 | 03/11/2014  | 13           | 03/19/2014  | 8            | 03/19/2014 | 0            | 21 - INFO ONLY    | FAILURE TO TAKE REQUIRED ACTION                                |             |
| 0122-14 | 02/27/2014 | 03/04/2014  | 5            | 03/04/2014  | 0            | 03/04/2014 | 0            | 5 - INFO ONLY     | IO1                                                            |             |
| 0123-14 | 02/27/2014 | 03/13/2014  | 14           | 11/20/2014  | 252          | 11/20/2014 | 0            | 266 - CLOSED      | INTERFERING W-RIGHTS OF ONLOOKERS                              |             |
| 0124-14 | 02/28/2014 | 02/28/2014  | 0            | 09/12/2014  | 196          | 09/12/2014 | 0            | 196 - CLOSED      | INAPPROPRIATE BEHAVIOR                                         |             |
| 0125-14 | 02/18/2014 | 03/05/2014  | 15           |             |              |            |              | 316 - PENDING     | ARREST W-O CAUSE/UF                                            |             |
| 0126-14 | 03/03/2014 | 03/14/2014  | 11           | 10/31/2014  | 231          | 11/03/2014 | 3            | 245 - SUSTAINED   | CITATION W-O CAUSE                                             | 11/04/2014  |
| 0127-14 | 03/03/2014 | 03/13/2014  | 10           | 08/25/2014  | 165          | 09/04/2014 | 10           | 185 - CLOSED      | INACCURATE REPORT                                              |             |
| 0128-14 | 03/03/2014 | 03/14/2014  | 11           | 08/21/2014  | 160          | 08/22/2014 | 1            | 172 - CLOSED      | CITATION W-O CAUSE                                             |             |
| 0129-14 | 03/03/2014 | 03/17/2014  | 14           |             |              |            |              | 303 - PENDING     | TRAFFIC STOP/PERSON AND VEHICLE SEARCH/PROFANITY/THREATS/PUNCH |             |
| 0130-14 | 03/03/2014 | 03/17/2014  | 14           |             |              |            |              | 303 - PENDING     | ARREST/FORCE/SEARCH                                            |             |
| 0131-14 | 03/04/2014 | 03/04/2014  | 0            | 03/05/2014  | 1            | 03/06/2014 | 1            | 2 - INFO ONLY     | IO-1                                                           |             |
| 0132-14 | 03/05/2014 | 03/10/2014  | 5            | 10/07/2014  | 211          | 10/07/2014 | 0            | 216 - CLOSED      | PUBLIC INTOXICATION                                            |             |
| 0133-14 | 03/05/2014 | 03/24/2014  | 19           | 10/02/2014  | 192          | 10/03/2014 | 1            | 212 - CLOSED      | CITATION                                                       |             |
| 0134-14 | 03/05/2014 | 03/12/2014  | 7            | 08/07/2014  | 148          | 08/12/2014 | 5            | 160 - CLOSED      | DETENTION AND FINGER TWISTING                                  |             |
| 0135-14 | 03/05/2014 | 03/21/2014  | 16           | 06/12/2014  | 83           | 06/13/2014 | 1            | 100 - CLOSED      | PROCESS PROPERTY                                               |             |
| 0136-14 | 03/05/2014 | 03/05/2014  | 0            | 12/24/2014  | 294          | 12/24/2014 | 0            | 294 - CLOSED      | INCORRECTLY LISTED COMP AS INFORMANT ON POLICE REPORT          |             |
| 0137-14 | 03/05/2014 | 03/24/2014  | 19           |             |              | 10/30/2014 | #Error       | 239 - CLOSED      | ARREST/FORCE/NO MEDICAL                                        |             |
| 0138-14 | 03/06/2014 | 03/06/2014  | 0            | 09/04/2014  | 182          | 09/08/2014 | 4            | 186 - CLOSED      | CITATION WITHOUT CAUSE                                         |             |
| 0139-14 | 03/06/2014 | 03/06/2014  | 0            | 07/07/2014  | 123          | 07/08/2014 | 1            | 124 - CLOSED      | DETAINED REPORTEE AND TREATED AS SUSPECT                       |             |
| 0140-14 | 03/06/2014 | 03/06/2014  | 0            | 05/22/2014  | 77           | 05/23/2014 | 1            | 78 - MEDIATED     | OFFICER THREATENED AND YELLED AT REPORTEE                      |             |
| 0141-14 | 03/06/2014 | 03/06/2014  | 0            | 07/21/2014  | 137          | 07/31/2014 | 10           | 147 - MEDIATED    | CITED FOR NOT STOPPING WHILE DRIVING VINTAGE CAR               |             |
| 0142-14 | 03/06/2014 | 03/14/2014  | 8            | 04/22/2014  | 39           | 04/22/2014 | 0            | 47 - CLOSED       | INAPPROPRIATE BEHAVIOR                                         |             |
| 0143-14 | 03/07/2014 | 03/11/2014  | 4            | 06/24/2014  | 105          | 07/03/2014 | 9            | 118 - CLOSED      | CITATION/INAPPROPRIATE BEHAVIOR                                |             |
| 0144-14 | 03/07/2014 | 03/19/2014  | 12           | 10/02/2014  | 197          | 10/02/2014 | 0            | 209 - INFO ONLY   | EXCESSIVE FORCE                                                |             |
| 0145-14 | 03/07/2014 | 03/07/2014  | 0            | 07/16/2014  | 131          | 07/17/2014 | 1            | 132 - CLOSED      | FAILURE TO TAKE REQUIRED ACTION                                |             |
| 0146-14 | 03/07/2014 | 03/10/2014  | 3            | 03/20/2014  | 10           | 03/21/2014 | 1            | 14 - INFO ONLY    | UNJUSTIFIED DETENTION                                          |             |
| 0147-14 | 03/10/2014 | 03/11/2014  | 1            | 06/10/2014  | 91           | 06/11/2014 | 1            | 93 - CLOSED       | STOLE COMP'S SKATEBOARD                                        |             |

| Case    | Received   | Intake Done | Days Elapsed | Review Done | Days Elapsed | Closed     | Days Elapsed | Total Days/Status | Synopsis of Case                                                         | Sent to MCD |
|---------|------------|-------------|--------------|-------------|--------------|------------|--------------|-------------------|--------------------------------------------------------------------------|-------------|
| 0148-14 | 03/11/2014 | 03/28/2014  | 17           | 10/06/2014  | 192          | 10/06/2014 | 0            | 209 - CLOSED      | IMPROPERLY EVICTED HOTEL OWNER FROM PROPERTY/INTERFERED IN CIVIL DISPUTE |             |
| 0149-14 | 03/10/2014 | 03/18/2014  | 8            | 06/09/2014  | 83           | 06/10/2014 | 1            | 92 - MEDIATED     | RIDING BIKES ON SIDEWALK                                                 |             |
| 0150-14 | 03/11/2014 | 04/16/2014  | 36           |             |              |            |              | 295 - PENDING     | CITATION/UF DURING DETENTION/USE OF PROFANITY                            |             |
| 0151-14 | 03/12/2014 | 04/04/2014  | 23           | 04/07/2014  | 3            | 04/07/2014 | 0            | 26 - CLOSED       | FAILURE TO TAKE THE REQUIRED ACTION                                      |             |
| 0152-14 | 03/13/2014 | 03/18/2014  | 5            | 10/16/2014  | 212          | 10/17/2014 | 1            | 218 - CLOSED      | TOW WITHOUT JUSTIFICATION                                                |             |
| 0153-14 | 03/14/2014 | 03/17/2014  | 3            | 05/12/2014  | 56           | 05/13/2014 | 1            | 60 - CLOSED       | FAILED TO ENFORCE TRAFFIC LAWS BY CLEARING CROSSWALK                     |             |
| 0154-14 | 03/14/2014 | 03/18/2014  | 4            | 10/31/2014  | 227          | 11/03/2014 | 3            | 234 - CLOSED      | TOW/CITATION/INAPPROPRIATE BEHAVIOR                                      |             |
| 0155-14 | 03/17/2014 | 03/25/2014  | 8            | 10/10/2014  | 199          | 10/14/2014 | 4            | 211 - CLOSED      | CITED 79 YEAR-OLD-FATHER FOR JAYWALKING                                  |             |
| 0156-14 | 03/17/2014 | 03/25/2014  | 8            | 10/22/2014  | 211          | 10/23/2014 | 1            | 220 - CLOSED      | THREAT                                                                   |             |
| 0157-14 | 03/17/2014 | 04/01/2014  | 15           | 04/18/2014  | 17           | 04/18/2014 | 0            | 32 - CLOSED       | UNWARRANTED SEARCH                                                       |             |
| 0158-14 | 03/14/2014 | 03/20/2014  | 6            | 07/18/2014  | 120          | 07/18/2014 | 0            | 126 - CLOSED      | RUDE/FAILED TO ACT                                                       |             |
| 0159-14 | 03/14/2014 | 03/18/2014  | 4            | 07/16/2014  | 120          | 07/17/2014 | 1            | 125 - CLOSED      | INAPPROPRIATE BEHAVIOR                                                   |             |
| 0160-14 | 03/14/2014 | 04/09/2014  | 26           | 11/25/2014  | 230          | 12/02/2014 | 7            | 263 - CLOSED      | DETENTION/SEARCH/THREATS                                                 |             |
| 0161-14 | 03/18/2014 | 04/02/2014  | 15           | 05/09/2014  | 37           | 05/13/2014 | 4            | 56 - CLOSED       | RUDE MANNER/CITATION                                                     |             |
| 0162-14 | 03/18/2014 | 04/01/2014  | 14           | 08/11/2014  | 132          | 08/12/2014 | 1            | 147 - CLOSED      | INAPPROPRIATE COMMENTS/BEHAVIOR/UNNECESSARY FORCE                        |             |
| 0163-14 | 03/19/2014 | 04/17/2014  | 29           |             |              |            |              | 287 - PENDING     | FAILED TO TAKE REQUIRED ACTION                                           |             |
| 0164-14 | 03/20/2014 | 03/25/2014  | 5            | 04/04/2014  | 10           | 04/04/2014 | 0            | 15 - CLOSED       | INACCURATE REPORT                                                        |             |
| 0165-14 | 03/20/2014 | 04/09/2014  | 20           | 06/23/2014  | 75           | 06/23/2014 | 0            | 95 - CLOSED       | FAILURE TO PROPERLY PROCESS PROPERTY                                     |             |
| 0166-14 | 03/18/2014 | 04/09/2014  | 22           | 08/21/2014  | 134          | 08/22/2014 | 1            | 157 - CLOSED      | DISPLAYING WEAPON/PROFANITY/INVALID ORDER                                |             |
| 0167-14 | 03/18/2014 | 04/09/2014  | 22           |             |              |            |              | 288 - PENDING     | INAPPROPRIATE BEHAVIOR                                                   |             |
| 0168-14 | 03/24/2014 | 03/24/2014  | 0            | 03/24/2014  | 0            | 03/24/2014 | 0            | 0 - INFO ONLY     | IO-1 SFSD                                                                |             |
| 0169-14 | 03/24/2014 | 04/08/2014  | 15           |             |              |            |              | 282 - PENDING     | FORCE/GUNS/SEARCH                                                        |             |
| 0170-14 | 03/22/2014 | 04/07/2014  | 16           | 08/08/2014  | 123          | 08/11/2014 | 3            | 142 - CLOSED      | OFFICER THREATENED AND HIT HIM IN THE HEAD                               |             |
| 0171-14 | 03/24/2014 | 03/26/2014  | 2            | 11/07/2014  | 226          | 11/10/2014 | 3            | 231 - CLOSED      | INAPP BEHAVIOR/FAILURE TO PROVIDE STAR OR NAME                           |             |
| 0172-14 | 03/25/2014 | 04/11/2014  | 17           | 10/28/2014  | 200          | 10/28/2014 | 0            | 217 - CLOSED      | RUDE COMMENTS                                                            |             |
| 0173-14 | 03/25/2014 | 04/07/2014  | 13           | 06/05/2014  | 59           | 06/09/2014 | 4            | 76 - MEDIATED     | OFFICER MADE RUDE COMMENTS TO COMP WHO REPORTED SMELLING GAS             |             |
| 0174-14 | 03/25/2014 | 04/07/2014  | 13           | 12/10/2014  | 247          | 12/11/2014 | 1            | 261 - CLOSED      | OFFICER USED PROFANITY AND SEARCHED THE COMPLAINANT'S POCKETS            |             |
| 0175-14 | 03/25/2014 | 04/08/2014  | 14           | 05/22/2014  | 44           | 05/23/2014 | 1            | 59 - MEDIATED     | OFFICERS ARE FAILING TO SERVE A TRO                                      |             |
| 0176-14 | 03/25/2014 | 03/27/2014  | 2            | 03/27/2014  | 0            | 03/27/2014 | 0            | 2 - INFO ONLY     | OFFICER CALLED COMPLAINANT A CRACKHEAD                                   |             |
| 0177-14 | 03/26/2014 | 04/03/2014  | 8            | 04/22/2014  | 19           | 04/28/2014 | 6            | 33 - INFO ONLY    | CITATION WITHOUT CAUSE                                                   |             |

| Case    | Received   | Intake Done | Days Elapsed | Review Done | Days Elapsed | Closed     | Days Elapsed | Total Days/Status | Synopsis of Case                                                  | Sent to MCD |
|---------|------------|-------------|--------------|-------------|--------------|------------|--------------|-------------------|-------------------------------------------------------------------|-------------|
| 0178-14 | 03/26/2014 | 04/08/2014  | 13           | 07/16/2014  | 99           | 07/17/2014 | 1            | 113 - CLOSED      | RUDE BEHAVIOR                                                     |             |
| 0179-14 | 03/26/2014 | 04/11/2014  | 16           |             |              |            |              | 280 - PENDING     | EXCESSIVE FORCE                                                   |             |
| 0180-14 | 03/25/2014 | 04/02/2014  | 8            | 10/30/2014  | 211          | 10/30/2014 | 0            | 219 - CLOSED      | INACCURATE REPORT/BIAS POLICING/FAILURE TO TAKE REQUIRED ACTION   |             |
| 0181-14 | 03/26/2014 | 04/08/2014  | 13           | 09/10/2014  | 155          | 09/29/2014 | 19           | 187 - CLOSED      | CITATION WITHOUT CAUSE                                            |             |
| 0182-14 | 03/26/2014 | 04/04/2014  | 9            | 07/14/2014  | 101          | 07/17/2014 | 3            | 113 - CLOSED      | MISUSE OF POLICE AUTHORITY                                        |             |
| 0183-14 | 03/27/2014 | 03/28/2014  | 1            | 04/03/2014  | 6            | 04/03/2014 | 0            | 7 - CLOSED        | ARREST W-OUT CAUSE                                                |             |
| 0184-14 | 03/14/2014 | 04/17/2014  | 34           | 05/13/2014  | 26           | 05/14/2014 | 1            | 61 - CLOSED       | PUNCHED A PROTESTER                                               |             |
| 0185-14 | 03/28/2014 | 04/04/2014  | 7            | 10/06/2014  | 185          | 10/06/2014 | 0            | 192 - CLOSED      | UF/CITATION/INAPPROPRIATE BEHAVIOR                                |             |
| 0186-14 | 03/28/2014 | 04/04/2014  | 7            | 09/15/2014  | 164          | 09/19/2014 | 4            | 175 - CLOSED      | ARREST W-OUT CAUSE/SELECTIVE ENFORCEMENT/FAILURE TO MAKE ARREST   |             |
| 0187-14 | 04/01/2014 | 04/09/2014  | 8            | 10/30/2014  | 204          | 10/30/2014 | 0            | 212 - CLOSED      | OFFICERS USED UF AND MADE ARREST W-O CAUSE                        |             |
| 0188-14 | 04/01/2014 | 04/09/2014  | 8            | 06/05/2014  | 57           | 06/05/2014 | 0            | 65 - CLOSED       | CITATION/INAPPROPRIATE BEHAVIOR                                   |             |
| 0189-14 | 03/31/2014 | 04/01/2014  | 1            | 04/14/2014  | 13           | 04/14/2014 | 0            | 14 - INFO ONLY    | INFO ONLY                                                         |             |
| 0190-14 | 04/01/2014 | 04/15/2014  | 14           |             |              |            |              | 274 - PENDING     | DETENTION/UNNECESSARY FORCE                                       |             |
| 0191-14 | 04/01/2014 | 04/09/2014  | 8            | 08/15/2014  | 128          | 08/20/2014 | 5            | 141 - CLOSED      | INAPPROPRIATE COMMENTS-BEHAVIOR                                   |             |
| 0192-14 | 04/02/2014 | 04/17/2014  | 15           | 09/09/2014  | 145          | 09/10/2014 | 1            | 161 - CLOSED      | INAPPROPRIATE COMMENTS/BEHAVIOR                                   |             |
| 0193-14 | 04/02/2014 | 04/15/2014  | 13           | 10/01/2014  | 169          | 10/01/2014 | 0            | 182 - CLOSED      | OFFICER CAUSED COMPS VEHICLE TO BE TOWED                          |             |
| 0194-14 | 04/02/2014 | 04/11/2014  | 9            | 12/23/2014  | 256          | 12/24/2014 | 1            | 266 - CLOSED      | HARASSMENT                                                        |             |
| 0195-14 | 04/04/2014 | 04/07/2014  | 3            |             |              |            |              | 271 - PENDING     | UNNECESSARY FORCE                                                 |             |
| 0196-14 | 04/04/2014 | 04/22/2014  | 18           |             |              |            |              | 271 - PENDING     | FAILURE TO TAKE REQ'D ACTION                                      |             |
| 0197-14 | 04/03/2014 | 04/08/2014  | 5            | 12/03/2014  | 239          | 12/04/2014 | 1            | 245 - CLOSED      | CITATION/RUDE                                                     |             |
| 0198-14 | 04/07/2014 | 04/07/2014  | 0            | 08/22/2014  | 137          | 09/23/2014 | 32           | 169 - SUSTAINED   | INAPPROPRIATE COMMENT                                             | 08/27/2014  |
| 0199-14 | 04/04/2014 | 04/08/2014  | 4            |             |              |            |              | 271 - PENDING     | DETAINED/SEARCHED/MISSING PROPERTY                                |             |
| 0200-14 | 04/07/2014 | 04/08/2014  | 1            | 04/08/2014  | 0            | 04/08/2014 | 0            | 1 - INFO ONLY     | INFO ONLY                                                         |             |
| 0201-14 | 04/07/2014 | 04/11/2014  | 4            | 06/23/2014  | 73           | 06/23/2014 | 0            | 77 - CLOSED       | SEARCHED HOME                                                     |             |
| 0202-14 | 04/04/2014 | 04/16/2014  | 12           | 05/19/2014  | 33           | 05/19/2014 | 0            | 45 - CLOSED       | DETENTION                                                         |             |
| 0203-14 | 04/09/2014 | 04/18/2014  | 9            | 06/09/2014  | 52           | 06/09/2014 | 0            | 61 - CLOSED       | UNNECESSARY FORCE                                                 |             |
| 0204-14 | 04/08/2014 | 04/09/2014  | 1            | 04/09/2014  | 0            | 04/09/2014 | 0            | 1 - INFO ONLY     | INAPPROPRIATE BEHAVIOR                                            |             |
| 0205-14 | 04/08/2014 | 04/16/2014  | 8            | 12/22/2014  | 250          | 12/23/2014 | 1            | 259 - CLOSED      | TIGHT HANDCUFFS/FAILURE TO TAKE REQ'D ACTION WITH COMP'S PROPERTY |             |
| 0206-14 | 04/07/2014 | 06/25/2014  | 79           |             |              |            |              | 268 - PENDING     | DETENTION/UNLAWFUL ORDER/INTERFERE W-RIGHTS OF ONLOOKERS          |             |
| 0207-14 | 04/09/2014 | 04/16/2014  | 7            |             |              |            |              | 266 - PENDING     | ARREST WITHOUT CAUSE/STEALING MONEY                               |             |



| Case    | Received   | Intake Done | Days Elapsed | Review Done | Days Elapsed | Closed     | Days Elapsed | Total Days/Status | Synopsis of Case                                                  | Sent to MCD |
|---------|------------|-------------|--------------|-------------|--------------|------------|--------------|-------------------|-------------------------------------------------------------------|-------------|
| 0208-14 | 04/09/2014 | 04/16/2014  | 7            | 12/31/2014  | 259          | 12/31/2014 | 0            | 266 - CLOSED      | ARREST WITHOUT CAUSE                                              |             |
| 0209-14 | 04/10/2014 | 04/16/2014  | 6            |             |              |            |              | 265 - PENDING     | INAPPROPRIATE BEHAVIOR/FAILURE TO TAKE REQUIRED ACTION            |             |
| 0210-14 | 04/10/2014 | 04/22/2014  | 12           |             |              |            |              | 265 - PENDING     | USE OF UNNECESSARY FORCE                                          |             |
| 0211-14 | 04/10/2014 | 04/14/2014  | 4            | 04/18/2014  | 4            | 04/18/2014 | 0            | 8 - INFO ONLY     | IO-1                                                              |             |
| 0212-14 | 04/10/2014 | 04/28/2014  | 18           |             |              |            |              | 265 - PENDING     | USE OF UNNECESSARY FORCE                                          |             |
| 0213-14 | 04/10/2014 | 04/14/2014  | 4            | 08/21/2014  | 129          | 08/22/2014 | 1            | 134 - CLOSED      | ISSUING A CITATION WITHOUT CAUSE                                  |             |
| 0214-14 | 04/10/2014 | 04/29/2014  | 19           | 06/10/2014  | 42           | 06/10/2014 | 0            | 61 - MEDIATED     | COLLISION IMPROPERLY INVESTIGATED/REPORT HAS WRONG CONCLUSION     |             |
| 0215-14 | 04/11/2014 | 04/15/2014  | 4            | 04/15/2014  | 0            | 04/18/2014 | 3            | 7 - INFO ONLY     | IO-2                                                              |             |
| 0216-14 | 04/11/2014 | 04/29/2014  | 18           |             |              |            |              | 264 - PENDING     | DISABLED COMP TOLD HE COULD NOT SIT/RACIAL PROFILING              |             |
| 0217-14 | 04/11/2014 | 04/22/2014  | 11           | 04/22/2014  | 0            | 04/22/2014 | 0            | 11 - INFO ONLY    | THREATENED STORE OWNER IN SAN MATEO                               |             |
| 0218-14 | 04/11/2014 | 04/18/2014  | 7            | 10/21/2014  | 186          | 10/23/2014 | 2            | 195 - CLOSED      | FORCE USED OUTSIDE AT&T PARK                                      |             |
| 0219-14 | 04/14/2014 | 04/24/2014  | 10           | 12/29/2014  | 249          | 12/30/2014 | 1            | 260 - SUSTAINED   | OFFICER ACTED INAPPROPRIATELY/NEGLECT OF DUTY                     | 12/31/2014  |
| 0220-14 | 04/15/2014 | 05/02/2014  | 17           | 11/19/2014  | 201          | 11/19/2014 | 0            | 218 - CLOSED      | ENTRY & SEARCH WITHOUT CAUSE/INAPPROPRIATE BEHAVIOR/PROFANITY     |             |
| 0221-14 | 04/15/2014 | 04/28/2014  | 13           |             |              |            |              | 260 - PENDING     | INAPPROPRIATE BEHAVIOR/PROFANITY/FAILURE TO TAKE REQUIRED ACTION  |             |
| 0222-14 | 04/14/2014 | 04/29/2014  | 15           | 07/25/2014  | 87           | 07/28/2014 | 3            | 105 - CLOSED      | ARREST                                                            |             |
| 0223-14 | 04/14/2014 | 06/04/2014  | 51           | 11/19/2014  | 168          | 11/19/2014 | 0            | 219 - CLOSED      | SEARCH/ENTRY/INAPPROPRIATE BEHAVIOR-COMMENTS                      |             |
| 0224-14 | 04/15/2014 | 04/16/2014  | 1            | 04/18/2014  | 2            | 04/18/2014 | 0            | 3 - CLOSED        | FAILURE TO MAKE A REPORT FOLLOWING A NON INJURY TRAFFIC COLLISION |             |
| 0225-14 | 04/16/2014 | 05/05/2014  | 19           |             |              |            |              | 259 - PENDING     | FAILURE TO MAKE A REPORT                                          |             |
| 0226-14 | 04/16/2014 | 04/30/2014  | 14           |             |              |            |              | 259 - PENDING     | EXCESSIVE FORCE/ARREST                                            |             |
| 0227-14 | 04/16/2014 | 05/05/2014  | 19           |             |              |            |              | 259 - PENDING     | FAILED TO TAKE REQUIRED ACTION/INAPPROPRIATE BEHAVIOR & COMMENTS  |             |
| 0228-14 | 04/11/2014 | 04/17/2014  | 6            | 10/20/2014  | 186          | 11/08/2014 | 19           | 211 - CLOSED      | SEARCH W-O PROBABLE CAUSE                                         |             |
| 0229-14 | 04/18/2014 | 04/22/2014  | 4            | 12/15/2014  | 237          | 12/29/2014 | 14           | 255 - SUSTAINED   | RUDE/FAILURE TO PROVIDE NAME AND STAR #                           | 12/31/2014  |
| 0230-14 | 04/18/2014 | 04/25/2014  | 7            | 07/22/2014  | 88           | 07/24/2014 | 2            | 97 - CLOSED       | PROFANE LANGUAGE/SEXUALLY DERISIVE NAME                           |             |
| 0231-14 | 04/18/2014 | 04/18/2014  | 0            | 05/07/2014  | 19           | 05/09/2014 | 2            | 21 - CLOSED       | INAPPROPRIATE BEHAVIOR                                            |             |
| 0232-14 | 04/10/2014 | 04/18/2014  | 8            | 04/21/2014  | 3            | 04/21/2014 | 0            | 11 - INFO ONLY    | IO-1                                                              |             |
| 0233-14 | 04/21/2014 | 05/06/2014  | 15           | 07/09/2014  | 64           | 07/11/2014 | 2            | 81 - MEDIATED     | PROFANE LANGUAGE                                                  |             |
| 0234-14 | 04/22/2014 | 05/21/2014  | 29           |             |              |            |              | 253 - PENDING     | EXCESSIVE FORCE/DETENTION                                         |             |
| 0235-14 | 04/22/2014 | 05/05/2014  | 13           |             |              |            |              | 253 - PENDING     | EXCESSIVE FORCE/UNLAWFUL ARREST                                   |             |
| 0236-14 | 04/22/2014 | 05/05/2014  | 13           | 06/05/2014  | 31           | 06/05/2014 | 0            | 44 - CLOSED       | CITATION WITHOUT JUSTIFICATION                                    |             |
| 0237-14 | 04/23/2014 | 05/05/2014  | 12           |             |              |            |              | 252 - PENDING     | TIGHT HANDCUFFS                                                   |             |

| Case    | Received   | Intake Done | Days Elapsed | Review Done | Days Elapsed | Closed     | Days Elapsed | Total Days/Status | Synopsis of Case                                                      | Sent to MCD |
|---------|------------|-------------|--------------|-------------|--------------|------------|--------------|-------------------|-----------------------------------------------------------------------|-------------|
| 0238-14 | 04/21/2014 | 05/14/2014  | 23           | 11/25/2014  | 195          | 11/26/2014 | 1            | 219 - CLOSED      | DETENTION/COMMENTS                                                    |             |
| 0239-14 | 04/21/2014 | 04/28/2014  | 7            | 12/17/2014  | 233          | 12/17/2014 | 0            | 240 - CLOSED      | ARREST/FORCE                                                          |             |
| 0240-14 | 04/23/2014 | 04/25/2014  | 2            | 04/25/2014  | 0            | 04/28/2014 | 3            | 5 - INFO ONLY     | STALKING                                                              |             |
| 0241-14 | 04/21/2014 | 04/28/2014  | 7            | 12/30/2014  | 246          | 12/31/2014 | 1            | 254 - CLOSED      | FORCE/ARREST                                                          |             |
| 0242-14 | 04/21/2014 | 04/28/2014  | 7            | 06/18/2014  | 51           | 06/19/2014 | 1            | 59 - CLOSED       | RUDE                                                                  |             |
| 0243-14 | 04/22/2014 | 05/05/2014  | 13           | 07/11/2014  | 67           | 07/11/2014 | 0            | 80 - CLOSED       | HARASSMENT                                                            |             |
| 0244-14 | 04/22/2014 | 04/28/2014  | 6            | 07/18/2014  | 81           | 07/18/2014 | 0            | 87 - INFO ONLY    | FAILURE TO ACT                                                        |             |
| 0245-14 | 04/28/2014 | 05/19/2014  | 21           | 07/16/2014  | 58           | 07/17/2014 | 1            | 80 - WITHDRAWN    | INTIMIDATING MANNER                                                   |             |
| 0246-14 | 04/28/2014 | 05/19/2014  | 21           | 12/15/2014  | 210          | 12/15/2014 | 0            | 231 - CLOSED      | TOWING VEHICLE                                                        |             |
| 0247-14 | 04/29/2014 | 05/06/2014  | 7            | 07/18/2014  | 73           | 07/18/2014 | 0            | 80 - CLOSED       | TIGHT HANDCUFFS CAUSED PERMANENT NUMBNESS                             |             |
| 0248-14 | 04/29/2014 | 05/06/2014  | 7            | 08/08/2014  | 94           | 08/08/2014 | 0            | 101 - CLOSED      | OFFICERS POUNCED ON COMP OUTSIDE THE LIBRARY                          |             |
| 0249-14 | 04/29/2014 | 05/07/2014  | 8            |             |              | 12/24/2014 | #Error       | 239 - CLOSED      | DRIVING IMPROPERLY                                                    |             |
| 0250-14 | 04/29/2014 | 07/07/2014  | 69           |             |              |            |              | 246 - PENDING     | FAILED TO TAKE REQUIRED ACTION                                        |             |
| 0251-14 | 04/30/2014 | 05/09/2014  | 9            | 10/22/2014  | 166          | 10/23/2014 | 1            | 176 - CLOSED      | FAILED TO PROPERLY PROCESS PROPERTY                                   |             |
| 0252-14 | 04/30/2014 | 05/12/2014  | 12           | 09/04/2014  | 115          | 09/08/2014 | 4            | 131 - CLOSED      | INAPPROPRIATE COMMENTS & BEHAVIOR/UNLAWFUL ORDER                      |             |
| 0253-14 | 03/12/2014 | 05/16/2014  | 65           |             |              |            |              | 294 - PENDING     | ARREST W-OUT CAUSE/WRITING AN INACCURATE INCIDENT REPORT              |             |
| 0254-14 | 03/12/2014 | 05/16/2014  | 65           |             |              |            |              | 294 - PENDING     | WRITING AN INACCURATE REPORT                                          |             |
| 0255-14 | 03/12/2014 | 05/16/2014  | 65           |             |              |            |              | 294 - PENDING     | ARREST W-OUT CAUSE                                                    |             |
| 0256-14 | 05/01/2014 | 05/06/2014  | 5            | 09/22/2014  | 139          | 09/22/2014 | 0            | 144 - CLOSED      | INAPPROPRIATE COMMENTS/UNNECESSARY FORCE                              |             |
| 0257-14 | 05/01/2014 | 05/23/2014  | 22           |             |              |            |              | 244 - PENDING     | DETENTION/ENTERING & SEARCHING RESIDENCE/DAMAGING PROPERTY/PAT SEARCH |             |
| 0258-14 | 05/01/2014 | 05/22/2014  | 21           | 12/10/2014  | 202          | 12/11/2014 | 1            | 224 - MEDIATED    | INAPPROPRIATE BEHAVIOR AND COMMENTS                                   |             |
| 0259-14 | 05/01/2014 | 05/22/2014  | 21           | 12/10/2014  | 202          | 12/10/2014 | 0            | 223 - CLOSED      | INAPPROPRIATE COMMENTS & BEHAVIOR                                     |             |
| 0260-14 | 05/02/2014 | 05/12/2014  | 10           | 06/30/2014  | 49           | 07/03/2014 | 3            | 62 - CLOSED       | INAPPROPRIATE COMMENTS & BEHAVIOR                                     |             |
| 0261-14 | 05/02/2014 | 05/12/2014  | 10           | 08/11/2014  | 91           | 08/11/2014 | 0            | 101 - MEDIATED    | INAPPROPRIATE COMMENTS & BEHAVIOR                                     |             |
| 0262-14 | 05/04/2014 | 05/28/2014  | 24           | 08/25/2014  | 89           | 08/25/2014 | 0            | 113 - CLOSED      | FAILURE TO TAKE A REPORT                                              |             |
| 0263-14 | 05/05/2014 | 05/05/2014  | 0            |             |              |            |              | 240 - PENDING     | HARASSMENT AND RETALIATION                                            |             |
| 0264-14 | 05/05/2014 | 05/28/2014  | 23           | 09/23/2014  | 118          | 09/24/2014 | 1            | 142 - CLOSED      | BIASED POLICING DUE TO RACE                                           |             |
| 0265-14 | 05/05/2014 | 05/29/2014  | 24           | 12/30/2014  | 215          | 12/31/2014 | 1            | 240 - CLOSED      | INTIMIDATING AND THREATENING MANNER/PROFANITY                         |             |
| 0266-14 | 05/05/2014 | 05/05/2014  | 0            | 05/06/2014  | 1            | 05/07/2014 | 1            | 2 - INFO ONLY     | INFO ONLY                                                             |             |
| 0267-14 | 05/01/2014 | 05/09/2014  | 8            |             |              |            |              | 244 - PENDING     | SEARCH OF RESIDENCE WITHOUT CAUSE/USE OF FORCE                        |             |
| 0268-14 | 05/01/2014 | 05/23/2014  | 22           |             |              |            |              | 244 - PENDING     | INAPPROPRIATE BEHAVIOR AND COMMENTS                                   |             |

| Case    | Received   | Intake Done | Days Elapsed | Review Done | Days Elapsed | Closed     | Days Elapsed | Total Days/Status | Synopsis of Case                                                         | Sent to MCD |
|---------|------------|-------------|--------------|-------------|--------------|------------|--------------|-------------------|--------------------------------------------------------------------------|-------------|
| 0269-14 | 05/01/2014 | 05/23/2014  | 22           |             |              |            |              | 244 - PENDING     | PAT SEARCH WITHOUT CAUSE                                                 |             |
| 0270-14 | 05/06/2014 | 05/06/2014  | 0            | 05/08/2014  | 2            | 05/08/2014 | 0            | 2 - INFO ONLY     | INFORMATION ONLY                                                         |             |
| 0271-14 | 05/02/2014 | 05/09/2014  | 7            | 05/09/2014  | 0            | 05/09/2014 | 0            | 7 - INFO ONLY     | INFORMATION ONLY                                                         |             |
| 0272-14 | 05/02/2014 | 06/09/2014  | 38           |             |              |            |              | 243 - PENDING     | ATTENTION TO DUTY/FIREARM IN FAMILY COURT                                |             |
| 0273-14 | 05/07/2014 | 05/09/2014  | 2            | 09/23/2014  | 137          | 09/23/2014 | 0            | 139 - CLOSED      | CITATION/RUDE BEHAVIOR/HARASSMENT                                        |             |
| 0274-14 | 05/07/2014 | 05/09/2014  | 2            | 05/09/2014  | 0            | 05/09/2014 | 0            | 2 - INFO ONLY     | INFORMATION ONLY                                                         |             |
| 0275-14 | 05/07/2014 | 05/27/2014  | 20           | 10/14/2014  | 140          | 10/15/2014 | 1            | 161 - CLOSED      | RUDE BEHAVIOR                                                            |             |
| 0276-14 | 05/08/2014 | 05/16/2014  | 8            | 09/02/2014  | 109          | 09/03/2014 | 1            | 118 - CLOSED      | OFFICER USED FORCE                                                       |             |
| 0277-14 | 05/08/2014 | 05/29/2014  | 21           |             |              |            |              | 237 - PENDING     | ISSUED CITATIONS W-O CAUSE/DISCRIMINATION BASED ON RACE/TOWING W-O CAUSE |             |
| 0278-14 | 05/09/2014 | 05/29/2014  | 20           | 10/03/2014  | 127          | 10/06/2014 | 3            | 150 - CLOSED      | DETENTION                                                                |             |
| 0279-14 | 05/09/2014 | 05/12/2014  | 3            | 06/19/2014  | 38           | 07/07/2014 | 18           | 59 - MEDIATED     | RUDE/FAILED TO ACT                                                       |             |
| 0280-14 | 05/12/2014 | 06/02/2014  | 21           | 09/23/2014  | 113          | 09/24/2014 | 1            | 135 - CLOSED      | SEARCHING VEHICLE/EXCESSIVE FORCE/INAPPROPRIATE BEHAVIOR-COMMENTS        |             |
| 0281-14 | 05/12/2014 | 06/09/2014  | 28           |             |              |            |              | 233 - PENDING     | INAPPROPRIATE BEHAVIOR/FAILURE TO INVESTIGATE                            |             |
| 0282-14 | 05/12/2014 | 05/19/2014  | 7            | 05/20/2014  | 1            | 05/20/2014 | 0            | 8 - INFO ONLY     | INFO ONLY                                                                |             |
| 0283-14 | 05/12/2014 | 06/02/2014  | 21           |             |              |            |              | 233 - PENDING     | FAILURE TO TAKE REQUIRED ACTION/UNNECESSARY FORCE                        |             |
| 0284-14 | 05/12/2014 | 06/02/2014  | 21           |             |              |            |              | 233 - PENDING     | DETAINED/SEARCHED/SLAPPED                                                |             |
| 0285-14 | 05/12/2014 | 05/29/2014  | 17           |             |              |            |              | 233 - PENDING     | FARE ENFORCEMENT/FORCE/SELECTIVE ENFORCEMENT                             |             |
| 0286-14 | 05/12/2014 | 06/28/2014  | 47           | 10/22/2014  | 116          | 10/23/2014 | 1            | 164 - CLOSED      | FARE ENFORCEMENT/FORCE/SELECTIVE ENFORCEMENT                             |             |
| 0287-14 | 05/13/2014 | 05/16/2014  | 3            |             |              |            |              | 232 - PENDING     | RUDE/TIGHT HANDCUFFS/ARREST W-O CAUSE/DISCARDED DRUGS                    |             |
| 0288-14 | 05/14/2014 | 05/19/2014  | 5            | 05/19/2014  | 0            | 05/19/2014 | 0            | 5 - MERGED        | CITE/SEARCH                                                              |             |
| 0289-14 | 05/15/2014 | 05/15/2014  | 0            |             |              | 11/26/2014 | #Error       | 195 - CLOSED      | ISSUED CITATION                                                          |             |
| 0290-14 | 05/16/2014 | 06/02/2014  | 17           | 10/27/2014  | 147          | 10/29/2014 | 2            | 166 - SUSTAINED   | FAILURE TO RETURN TOWED VEHICLE                                          | 10/31/2014  |
| 0291-14 | 05/16/2014 | 06/06/2014  | 21           | 11/19/2014  | 166          | 11/20/2014 | 1            | 188 - CLOSED      | CITATION/INAPPROPRIATE BEHAVIOR                                          |             |
| 0292-14 | 05/16/2014 | 06/11/2014  | 26           | 11/21/2014  | 163          | 11/26/2014 | 5            | 194 - CLOSED      | ISSUED A CITATION/INAPPROPRIATE BEHAVIOR                                 |             |
| 0293-14 | 05/19/2014 | 05/29/2014  | 10           | 10/17/2014  | 141          | 10/17/2014 | 0            | 151 - CLOSED      | FAILURE TO COMPLY WITH DEPARTMENT BULLETIN                               |             |
| 0294-14 | 05/18/2014 | 06/19/2014  | 32           |             |              |            |              | 227 - PENDING     | FAILURE TO TAKE REQUIRED ACTION                                          |             |
| 0295-14 | 05/19/2014 | 05/27/2014  | 8            |             |              |            |              | 226 - PENDING     | ISSUING A CITATION WITHOUT CAUSE                                         |             |
| 0296-14 | 05/19/2014 | 06/12/2014  | 24           | 12/24/2014  | 195          |            |              | 226 - PENDING     | FAILURE TO PROPERLY PROCESS PROPERTY/EVIDENCE                            |             |
| 0297-14 | 05/20/2014 | 06/10/2014  | 21           |             |              |            |              | 225 - PENDING     | INAPPROPRIATE BEHAVIOR/SEARCHING A VEHICLE                               |             |
| 0298-14 | 05/21/2014 | 05/28/2014  | 7            | 10/07/2014  | 132          | 10/07/2014 | 0            | 139 - CLOSED      | FAILURE TO ENFORCE NOISE ORDINANCE                                       |             |
| 0299-14 | 05/21/2014 | 06/12/2014  | 22           |             |              |            |              | 224 - PENDING     | UNLAWFUL DETENTION/BIASED POLICING                                       |             |

| Case    | Received   | Intake Done | Days Elapsed | Review Done | Days Elapsed | Closed     | Days Elapsed | Total Days/Status | Synopsis of Case                                               | Sent to MCD |
|---------|------------|-------------|--------------|-------------|--------------|------------|--------------|-------------------|----------------------------------------------------------------|-------------|
| 0300-14 | 05/21/2014 | 05/27/2014  | 6            | 06/03/2014  | 7            | 06/03/2014 | 0            | 13 - INFO ONLY    | INFORMATION ONLY                                               |             |
| 0301-14 | 05/21/2014 | 06/05/2014  | 15           |             |              |            |              | 224 - PENDING     | ENTERED RESIDENCE/FAILED TO PROVIDE REQUIRED INFORMATION       |             |
| 0302-14 | 05/21/2014 | 05/27/2014  | 6            | 06/17/2014  | 21           | 06/17/2014 | 0            | 27 - CLOSED       | ARREST WITHOUT CAUSE                                           |             |
| 0303-14 | 05/22/2014 | 05/27/2014  | 5            | 07/11/2014  | 45           | 07/11/2014 | 0            | 50 - CLOSED       | FAILURE TO RESPOND TO CITIZEN'S REQUEST FOR ASSISTANCE         |             |
| 0304-14 | 05/23/2014 | 06/06/2014  | 14           |             |              |            |              | 222 - PENDING     | RUDE DEMEANOR                                                  |             |
| 0305-14 | 05/23/2014 | 06/06/2014  | 14           | 08/04/2014  | 59           | 08/07/2014 | 3            | 76 - CLOSED       | DRIVING IMPROPERLY/INATTENTION TO DUTY                         |             |
| 0306-14 | 05/23/2014 | 05/29/2014  | 6            |             |              |            |              | 222 - PENDING     | ARREST WITHOUT CAUSE/FAILURE TO TAKE REQUIRED ACTION           |             |
| 0307-14 | 05/22/2014 | 06/04/2014  | 13           | 06/04/2014  | 0            | 06/05/2014 | 1            | 14 - INFO ONLY    | INFORMATION ONLY                                               |             |
| 0308-14 | 05/27/2014 | 06/06/2014  | 10           |             |              |            |              | 218 - PENDING     | REFUSED CITIZENS ARREST                                        |             |
| 0309-14 | 05/27/2014 | 05/27/2014  | 0            | 05/30/2014  | 3            | 05/30/2014 | 0            | 3 - CLOSED        | ARREST/BRUTAL HANDCUFFING                                      |             |
| 0310-14 | 05/20/2014 | 06/10/2014  | 21           |             |              |            |              | 225 - PENDING     | COMMENTS/PUSH                                                  |             |
| 0311-14 | 05/28/2014 | 06/16/2014  | 19           |             |              |            |              | 217 - PENDING     | FAILED TO TAKE REQUIRED ACTION                                 |             |
| 0312-14 | 05/29/2014 | 06/10/2014  | 12           | 06/10/2014  | 0            | 06/13/2014 | 3            | 15 - WITHDRAWN    | FAILURE TO TAKE A REPORT/INAPPROPRIATE BEHAVIOR/COMMENTS       |             |
| 0313-14 | 05/29/2014 | 06/02/2014  | 4            | 09/05/2014  | 95           | 09/08/2014 | 3            | 102 - CLOSED      | FAILED TO TAKE ACTION                                          |             |
| 0314-14 | 05/30/2014 | 06/09/2014  | 10           | 06/10/2014  | 1            | 06/10/2014 | 0            | 11 - WITHDRAWN    | INFORMATION ONLY                                               |             |
| 0315-14 | 05/30/2014 | 06/11/2014  | 12           |             |              |            |              | 215 - PENDING     | THREATENING/PUSH AND TIGHT CUFFS                               |             |
| 0316-14 | 05/30/2014 | 06/13/2014  | 14           | 06/16/2014  | 3            | 06/19/2014 | 3            | 20 - CLOSED       | ASKED FOR A WELL BEING CHECK                                   |             |
| 0317-14 | 06/02/2014 | 06/04/2014  | 2            | 06/05/2014  | 1            | 07/08/2014 | 33           | 36 - CLOSED       | CITATION WITHOUT JUSTIFICATION                                 |             |
| 0318-14 | 05/07/2014 | 05/13/2014  | 6            | 06/20/2014  | 38           | 06/24/2014 | 4            | 48 - MEDIATED     | FAILURE TO TAKE REQUIRED ACTION                                |             |
| 0319-14 | 06/02/2014 | 06/05/2014  | 3            |             |              |            |              | 212 - PENDING     | EXCESSIVE FORCE DURING CITATION/SEXUAL SLUR                    |             |
| 0320-14 | 06/03/2014 | 06/05/2014  | 2            |             |              |            |              | 211 - PENDING     | OFFICER FAILED TO ARREST NAKED MAN AND SAID NUDITY WAS ALLOWED |             |
| 0321-14 | 06/02/2014 | 06/16/2014  | 14           | 09/22/2014  | 98           | 09/22/2014 | 0            | 112 - WITHDRAWN   | CITE/THREATENING BEHAVIOR                                      |             |
| 0322-14 | 06/04/2014 | 06/10/2014  | 6            |             |              |            |              | 210 - PENDING     | UNNECESSARY FORCE/NO AMBULANCE WHEN REQUESTED AT SCENE         |             |
| 0323-14 | 06/06/2014 | 06/10/2014  | 4            | 06/11/2014  | 1            | 06/11/2014 | 0            | 5 - INFO ONLY     | UNWARRANTED TRAFFIC CITE                                       |             |
| 0324-14 | 06/09/2014 | 06/11/2014  | 2            | 06/25/2014  | 14           | 07/07/2014 | 12           | 28 - CLOSED       | HANDCUFFED/DETENTION/COMMENTS                                  |             |
| 0325-14 | 06/06/2014 | 07/10/2014  | 34           |             |              |            |              | 208 - PENDING     | CITATION                                                       |             |
| 0326-14 | 06/10/2014 | 06/16/2014  | 6            |             |              |            |              | 204 - PENDING     | DETENTION WITHOUT JUSTIFICATION                                |             |
| 0327-14 | 06/09/2014 | 06/30/2014  | 21           | 09/26/2014  | 88           | 09/26/2014 | 0            | 109 - MEDIATED    | CITATION WITHOUT CAUSE/BIASED POLICING                         |             |
| 0328-14 | 06/10/2014 | 06/30/2014  | 20           |             |              |            |              | 204 - PENDING     | FAILURE TO MAKE ARREST/FAILED TO WRITE REPORT                  |             |
| 0329-14 | 06/11/2014 | 06/12/2014  | 1            | 10/09/2014  | 119          | 10/09/2014 | 0            | 120 - CLOSED      | RUDE DEMEANOR                                                  |             |
| 0330-14 | 06/10/2014 | 07/03/2014  | 23           | 07/14/2014  | 11           | 07/15/2014 | 1            | 35 - INFO ONLY    | HARASSMENT AND RETALIATION                                     |             |

| Case    | Received   | Intake Done | Days Elapsed | Review Done | Days Elapsed | Closed     | Days Elapsed | Total Days/Status | Synopsis of Case                                                       | Sent to MCD |
|---------|------------|-------------|--------------|-------------|--------------|------------|--------------|-------------------|------------------------------------------------------------------------|-------------|
| 0331-14 | 06/11/2014 | 10/23/2014  | 134          |             |              |            |              | 203 - PENDING     | BIASED POLICING DUE TO RACE                                            |             |
| 0332-14 | 06/12/2014 | 06/13/2014  | 1            |             |              |            |              | 202 - PENDING     | CITATION WITHOUT CAUSE                                                 |             |
| 0333-14 | 06/12/2014 | 06/17/2014  | 5            | 10/02/2014  | 107          | 10/03/2014 | 1            | 113 - CLOSED      | ARREST WITHOUT CAUSE                                                   |             |
| 0334-14 | 06/16/2014 | 07/02/2014  | 16           |             |              |            |              | 198 - PENDING     | INAPPROPRIATE BEHAVIOR                                                 |             |
| 0335-14 | 06/12/2014 | 06/30/2014  | 18           |             |              |            |              | 202 - PENDING     | CITATION WITHOUT CAUSE/INAPPROPRIATE BEHAVIOR                          |             |
| 0336-14 | 06/16/2014 | 07/03/2014  | 17           |             |              |            |              | 198 - PENDING     | UNNECESSARY FORCE                                                      |             |
| 0337-14 | 06/17/2014 | 06/30/2014  | 13           | 11/26/2014  | 149          | 11/26/2014 | 0            | 162 - INFO ONLY   | HARASSMENT                                                             |             |
| 0338-14 | 06/17/2014 | 06/30/2014  | 13           |             |              |            |              | 197 - PENDING     | ARREST WITHOUT CAUSE                                                   |             |
| 0339-14 | 06/19/2014 | 06/20/2014  | 1            | 08/08/2014  | 49           | 08/08/2014 | 0            | 50 - CLOSED       | PROFANE LANGUAGE                                                       |             |
| 0340-14 | 06/19/2014 | 06/25/2014  | 6            | 08/19/2014  | 55           | 09/11/2014 | 23           | 84 - MEDIATED     | FAILED TO PROPERLY INVESTIGATE/INAPPROPRIATE COMMENTS                  |             |
| 0341-14 | 06/23/2014 | 07/10/2014  | 17           |             |              |            |              | 191 - PENDING     | DETENTION WITHOUT JUSTIFICATION/TIGHT HANDCUFFS                        |             |
| 0342-14 | 06/24/2014 | 06/30/2014  | 6            |             |              |            |              | 190 - PENDING     | FAILED TO INVESTIGATE MEN CHASING COMPLAINANT                          |             |
| 0343-14 | 06/24/2014 | 07/02/2014  | 8            |             |              |            |              | 190 - PENDING     | OFFICERS DROVE RECKLESSLY AND SLAMMED TWO JUVENILES TO GROUND          |             |
| 0344-14 | 06/24/2014 | 06/30/2014  | 6            | 08/28/2014  | 59           | 09/02/2014 | 5            | 70 - INFO ONLY    | OFFICER YELLED AT COMPLAINANT AS SHE TRIED TO PULL INTO A PARKING SPOT |             |
| 0345-14 | 06/24/2014 | 07/02/2014  | 8            | 07/15/2014  | 13           | 07/16/2014 | 1            | 22 - MERGED       | OFFICERS MADE RUDE COMMENTS DUE TO COMPLAINANT'S RACE                  |             |
| 0346-14 | 06/27/2014 | 07/07/2014  | 10           |             |              |            |              | 187 - PENDING     | OFFICERS FAILED TO INVESTIGATE NOISE COMPLAINT                         |             |
| 0347-14 | 06/30/2014 | 07/16/2014  | 16           |             |              |            |              | 184 - PENDING     | DETENTION WITHOUT JUSTIFICATION                                        |             |
| 0348-14 | 06/30/2014 | 07/16/2014  | 16           |             |              |            |              | 184 - PENDING     | INAPPROPRIATE BEHAVIOR AND COMMENTS                                    |             |
| 0349-14 | 07/01/2014 | 07/09/2014  | 8            |             |              |            |              | 183 - PENDING     | STOPPED FOR RIDING BIKE ON SIDEWALK/SEARCHED/ARRESTED                  |             |
| 0350-14 | 06/30/2014 | 07/28/2014  | 28           | 09/23/2014  | 57           | 09/24/2014 | 1            | 86 - CLOSED       | FAILURE TO TAKE REQUIRED ACTION                                        |             |
| 0351-14 | 07/02/2014 | 07/15/2014  | 13           | 12/01/2014  | 139          | 12/01/2014 | 0            | 152 - CLOSED      | PROVIDING FALSE INFORMATION TO OTHER JURISDICTIONS                     |             |
| 0352-14 | 07/02/2014 | 07/15/2014  | 13           |             |              |            |              | 182 - PENDING     | INAPPROPRIATE COMMENTS                                                 |             |
| 0353-14 | 07/02/2014 | 07/15/2014  | 13           | 07/18/2014  | 3            | 07/18/2014 | 0            | 16 - CLOSED       | CITATION                                                               |             |
| 0354-14 | 07/03/2014 | 08/07/2014  | 35           |             |              |            |              | 181 - PENDING     | INAPPROPRIATE COMMENTS                                                 |             |
| 0355-14 | 07/02/2014 | 07/23/2014  | 21           |             |              |            |              | 182 - PENDING     | FAILURE TO TAKE REQUIRED ACTION                                        |             |
| 0356-14 | 07/03/2014 | 08/07/2014  | 35           | 11/06/2014  | 91           | 11/10/2014 | 4            | 130 - CLOSED      | DETENTION/ARREST/PROPERTY                                              |             |
| 0357-14 | 07/07/2014 | 07/15/2014  | 8            | 10/10/2014  | 87           | 10/14/2014 | 4            | 99 - WITHDRAWN    | OFFICERS CAUSED PROPERTY DAMAGE AND TOOK COMPLAINANT'S MONEY           |             |
| 0358-14 | 07/07/2014 | 07/24/2014  | 17           | 07/25/2014  | 1            | 07/28/2014 | 3            | 21 - CLOSED       | OFFICERS BEAT COMPLAINANT IN HOLDING CELL                              |             |
| 0359-14 | 07/07/2014 | 07/23/2014  | 16           |             |              |            |              | 177 - PENDING     | OFFICERS ALLOWED SUSPECT TO STEAL BIKE                                 |             |
| 0360-14 | 07/08/2014 | 07/08/2014  | 0            |             |              |            |              | 176 - PENDING     | YELLING AND ISSUING A CITATION W-O CAUSE                               |             |
| 0361-14 | 07/07/2014 | 07/17/2014  | 10           | 09/08/2014  | 53           | 09/08/2014 | 0            | 63 - CLOSED       | INTENTIONALLY INACCURATE REPORTING                                     |             |

| Case    | Received   | Intake Done | Days Elapsed | Review Done | Days Elapsed | Closed     | Days Elapsed | Total Days/Status | Synopsis of Case                                                  | Sent to MCD |
|---------|------------|-------------|--------------|-------------|--------------|------------|--------------|-------------------|-------------------------------------------------------------------|-------------|
| 0362-14 | 07/08/2014 | 07/18/2014  | 10           |             |              |            |              | 176 - PENDING     | FAILURE TO RECEIVE AN ARREST/INAPPROPRIATE COMMENT                |             |
| 0363-14 | 07/08/2014 | 07/17/2014  | 9            | 11/19/2014  | 125          | 11/19/2014 | 0            | 134 - CLOSED      | INAPPROPRIATE COMMENT                                             |             |
| 0364-14 | 07/08/2014 | 07/23/2014  | 15           | 08/25/2014  | 33           | 08/27/2014 | 2            | 50 - CLOSED       | RUDE/INTIMIDATING                                                 |             |
| 0365-14 | 07/09/2014 | 07/14/2014  | 5            | 07/14/2014  | 0            | 07/15/2014 | 1            | 6 - INFO ONLY     | INFORMATION ONLY                                                  |             |
| 0366-14 | 07/09/2014 | 07/15/2014  | 6            |             |              |            |              | 175 - PENDING     | FAILURE TO COMPLY W/ DGO 2.01                                     |             |
| 0367-14 | 07/09/2014 | 07/10/2014  | 1            | 08/11/2014  | 32           | 08/11/2014 | 0            | 33 - MEDIATED     | INACCURATE REPORT/FAILURE TO TAKE REQUIRED ACTION                 |             |
| 0368-14 | 07/09/2014 | 07/14/2014  | 5            | 09/17/2014  | 65           | 09/26/2014 | 9            | 79 - MEDIATED     | DISCOURTESY/INAPPROPRIATE BEHAVIOR AND COMMENT                    |             |
| 0369-14 | 07/10/2014 | 07/14/2014  | 4            | 11/13/2014  | 122          | 11/17/2014 | 4            | 130 - MEDIATED    | INAPPROPRIATE COMMENT                                             |             |
| 0370-14 | 07/10/2014 | 07/14/2014  | 4            | 07/16/2014  | 2            | 07/17/2014 | 1            | 7 - CLOSED        | INAPPROPRIATE COMMENT                                             |             |
| 0371-14 | 07/10/2014 | 07/11/2014  | 1            | 07/11/2014  | 0            | 07/11/2014 | 0            | 1 - CLOSED        | MTA PARKING CITE                                                  |             |
| 0372-14 | 07/10/2014 | 07/30/2014  | 20           |             |              |            |              | 174 - PENDING     | PROPERTY PROCESS                                                  |             |
| 0373-14 | 07/10/2014 | 07/17/2014  | 7            | 07/17/2014  | 0            | 07/17/2014 | 0            | 7 - WITHDRAWN     | CITATION/BIASED POLICING DUE TO RACE                              |             |
| 0374-14 | 07/10/2014 | 07/29/2014  | 19           | 12/10/2014  | 134          | 12/10/2014 | 0            | 153 - CLOSED      | INAPPROPRIATE BEHAVIOR                                            |             |
| 0375-14 | 07/11/2014 | 07/14/2014  | 3            | 07/14/2014  | 0            | 07/15/2014 | 1            | 4 - INFO ONLY     | INFORMATION ONLY                                                  |             |
| 0376-14 | 07/11/2014 | 08/28/2014  | 48           |             |              |            |              | 173 - PENDING     | INAPPROPRIATE BEHAVIOR                                            |             |
| 0377-14 | 07/14/2014 | 07/17/2014  | 3            |             |              |            |              | 170 - PENDING     | MISUSE OF PD EMAIL                                                |             |
| 0378-14 | 07/14/2014 | 07/18/2014  | 4            |             |              |            |              | 170 - PENDING     | INAPPROPRIATE BEHAVIOR/COMMENTS                                   |             |
| 0379-14 | 07/14/2014 | 07/16/2014  | 2            | 07/16/2014  | 0            | 07/17/2014 | 1            | 3 - CLOSED        | INAPPROPRIATE BEHAVIOR                                            |             |
| 0380-14 | 07/14/2014 | 07/17/2014  | 3            |             |              |            |              | 170 - PENDING     | FAILURE TO PROPERLY INVESTIGATE                                   |             |
| 0381-14 | 07/14/2014 | 07/21/2014  | 7            | 11/19/2014  | 121          | 11/20/2014 | 1            | 129 - CLOSED      | INAPPROPRIATE BEHAVIOR/COMMENTS                                   |             |
| 0382-14 | 07/15/2014 | 07/29/2014  | 14           | 09/12/2014  | 45           | 09/12/2014 | 0            | 59 - CLOSED       | INAPPROPRIATE BEHAVIOR/COMMENTS/FAILURE TO TAKE REQUIRED ACTION   |             |
| 0383-14 | 07/14/2014 | 07/14/2014  | 0            |             |              |            |              | 170 - PENDING     | PLAINCLOTHES TRAFFIC STOP NON-COMPLIANCE WITH 5.08 AND 9.01       |             |
| 0384-14 | 07/12/2014 | 07/26/2014  | 14           |             |              |            |              | 172 - PENDING     | INAPPROPRIATE COMMENTS AND BEHAVIOR                               |             |
| 0385-14 | 07/16/2014 | 07/22/2014  | 6            |             |              |            |              | 168 - PENDING     | BIASED POLICING DUE TO RACE                                       |             |
| 0386-14 | 07/17/2014 | 08/06/2014  | 20           | 12/24/2014  | 140          | 12/24/2014 | 0            | 160 - CLOSED      | FAILURE TO TAKE REQUIRED ACTION/INAPPROPRIATE BEHAVIOR            |             |
| 0387-14 | 07/15/2014 | 07/28/2014  | 13           | 07/28/2014  | 0            | 07/30/2014 | 2            | 15 - WITHDRAWN    | CITATION/RUDE                                                     |             |
| 0388-14 | 07/16/2014 | 07/30/2014  | 14           | 10/09/2014  | 71           | 10/14/2014 | 5            | 90 - CLOSED       | UNLAWFUL ORDER                                                    |             |
| 0389-14 | 07/17/2014 | 07/17/2014  | 0            | 07/28/2014  | 11           | 07/28/2014 | 0            | 11 - INFO ONLY    | INFORMATION ONLY                                                  |             |
| 0390-14 | 07/18/2014 | 07/22/2014  | 4            |             |              |            |              | 166 - PENDING     | TRAFFIC STOP/RUDE DEMEANOR/PULLED DRIVER FROM CAR/UF IN DETENTION |             |
| 0391-14 | 07/18/2014 | 07/21/2014  | 3            | 09/09/2014  | 50           | 09/11/2014 | 2            | 55 - MEDIATED     | Q2 CAME W-LANDLORD AND TOOK SIDES IN RENT DISPUTE                 |             |
| 0392-14 | 07/18/2014 | 08/05/2014  | 18           |             |              |            |              | 166 - PENDING     | MISTREATING K-9                                                   |             |

| Case    | Received   | Intake Done | Days Elapsed | Review Done | Days Elapsed | Closed     | Days Elapsed | Total Days/Status | Synopsis of Case                                                            | Sent to MCD |
|---------|------------|-------------|--------------|-------------|--------------|------------|--------------|-------------------|-----------------------------------------------------------------------------|-------------|
| 0393-14 | 07/21/2014 | 08/07/2014  | 17           |             |              |            |              | 163 - PENDING     | TRESPASSING/ARREST ON PUBLIC SIDEWALK/NOT ALLOWED PHONE CALLS/MISSING MONEY |             |
| 0394-14 | 07/21/2014 | 08/04/2014  | 14           |             |              |            |              | 163 - PENDING     | THREAT TO ARREST                                                            |             |
| 0395-14 | 07/21/2014 | 07/25/2014  | 4            | 12/10/2014  | 138          | 12/10/2014 | 0            | 142 - CLOSED      | MAKING HER LEAVE                                                            |             |
| 0396-14 | 07/21/2014 | 07/29/2014  | 8            | 08/11/2014  | 13           | 08/12/2014 | 1            | 22 - CLOSED       | 5150 DETENTION                                                              |             |
| 0397-14 | 07/22/2014 | 07/24/2014  | 2            |             |              |            |              | 162 - PENDING     | 5150 DETENTION/SEARCH AND TOW OF CAR AND PHONE                              |             |
| 0398-14 | 07/22/2014 | 08/05/2014  | 14           | 12/16/2014  | 133          | 12/16/2014 | 0            | 147 - CLOSED      | CITATION FOR LOUD MUSIC AND BIASED POLICING                                 |             |
| 0399-14 | 07/22/2014 | 07/24/2014  | 2            |             |              |            |              | 162 - PENDING     | ISSUED CITATION FOR PERSONAL REASONS/MADE INAPPROPRIATE COMMENTS            |             |
| 0400-14 | 07/18/2014 |             |              |             |              | 07/25/2014 | #Error       | 7 - MERGED        | INAPPROPRIATE BEHAVIOR                                                      |             |
| 0401-14 | 07/22/2014 | 09/02/2014  | 42           |             |              |            |              | 162 - PENDING     | INAPPROPRIATE BEHAVIOR                                                      |             |
| 0402-14 | 07/24/2014 | 08/04/2014  | 11           |             |              |            |              | 160 - PENDING     | THREATENING/INTIMIDATING BEHAVIOR/SEARCH WITHOUT CAUSE                      |             |
| 0403-14 | 07/25/2014 | 07/29/2014  | 4            | 11/10/2014  | 104          | 11/10/2014 | 0            | 108 - CLOSED      | FAILURE TO PROPERLY PROCESS PROPERTY                                        |             |
| 0404-14 | 07/25/2014 | 07/29/2014  | 4            | 10/31/2014  | 94           | 10/31/2014 | 0            | 98 - CLOSED       | DETENTION W-O CAUSE                                                         |             |
| 0405-14 | 07/25/2014 | 07/29/2014  | 4            | 12/30/2014  | 154          | 12/30/2014 | 0            | 158 - CLOSED      | INAPPROPRIATE BEHAVIOR                                                      |             |
| 0406-14 | 07/28/2014 | 08/12/2014  | 15           |             |              |            |              | 156 - PENDING     | MENTAL HEALTH DETENTION WITHOUT CAUSE                                       |             |
| 0407-14 | 07/28/2014 | 07/28/2014  | 0            | 07/28/2014  | 0            | 08/04/2014 | 7            | 7 - MERGED        | MENTAL HEALTH DETENTION WITHOUT CAUSE                                       |             |
| 0408-14 | 07/28/2014 | 08/07/2014  | 10           |             |              |            |              | 156 - PENDING     | DETENTION WITHOUT CAUSE/SEARCH WITHOUT CAUSE                                |             |
| 0409-14 | 07/28/2014 | 08/12/2014  | 15           | 11/12/2014  | 92           | 11/16/2014 | 4            | 111 - MEDIATED    | INAPPROPRIATE BEHAVIOR                                                      |             |
| 0410-14 | 07/28/2014 | 07/29/2014  | 1            | 07/29/2014  | 0            | 07/30/2014 | 1            | 2 - INFO ONLY     | INFORMATION ONLY                                                            |             |
| 0411-14 | 07/29/2014 | 08/10/2014  | 12           | 09/25/2014  | 46           | 09/26/2014 | 1            | 59 - MEDIATED     | FAILURE TO TAKE REQUIRED ACTION                                             |             |
| 0412-14 | 07/29/2014 | 08/04/2014  | 6            | 08/28/2014  | 24           | 09/11/2014 | 14           | 44 - MEDIATED     | INAPPROPRIATE BEHAVIOR                                                      |             |
| 0413-14 | 07/29/2014 | 08/14/2014  | 16           | 09/08/2014  | 25           | 09/08/2014 | 0            | 41 - CLOSED       | INAPPROPRIATE BEHAVIOR                                                      |             |
| 0414-14 | 07/29/2014 | 08/14/2014  | 16           |             |              |            |              | 155 - PENDING     | SEARCH W-O PROBABLE CAUSE                                                   |             |
| 0415-14 | 07/29/2014 | 07/30/2014  | 1            | 08/21/2014  | 22           | 08/22/2014 | 1            | 24 - CLOSED       | FAILURE TO FOLLOW THE RULES OF THE ROAD                                     |             |
| 0416-14 | 07/25/2014 | 08/07/2014  | 13           |             |              |            |              | 159 - PENDING     | RUDE/NO REPORT OR ARREST                                                    |             |
| 0417-14 | 07/30/2014 | 07/30/2014  | 0            | 11/12/2014  | 105          | 11/17/2014 | 5            | 110 - MEDIATED    | CITATION W-O CAUSE                                                          |             |
| 0418-14 | 07/30/2014 | 09/03/2014  | 35           |             |              |            |              | 154 - PENDING     | DETENTION WITHOUT CAUSE                                                     |             |
| 0419-14 | 07/31/2014 | 08/06/2014  | 6            |             |              |            |              | 153 - PENDING     | EXCESSIVE FORCE DURING A CONTACT                                            |             |
| 0420-14 | 07/31/2014 | 08/04/2014  | 4            |             |              |            |              | 153 - PENDING     | NO REPORT/ABUSE                                                             |             |
| 0421-14 | 07/31/2014 | 08/04/2014  | 4            | 10/02/2014  | 59           | 10/02/2014 | 0            | 63 - WITHDRAWN    | NO REPORT/FAILURE TO INVESTIGATE                                            |             |
| 0422-14 | 07/29/2014 | 09/10/2014  | 43           |             |              |            |              | 155 - PENDING     | ARREST/RACIALLY BIASED POLICING/PROPERTY/RACIAL SLUR/PROFANITY              |             |
| 0423-14 | 07/30/2014 | 08/15/2014  | 16           | 09/02/2014  | 18           | 09/03/2014 | 1            | 35 - INFO ONLY    | NEVER ALLOWED TO CALL ATTY AFTER HIS ARRESTS                                |             |
| 0424-14 | 08/04/2014 | 08/19/2014  | 15           |             |              |            |              | 149 - PENDING     | FAILURE TO TAKE REQUIRED ACTION                                             |             |

| Case    | Received   | Intake Done | Days Elapsed | Review Done | Days Elapsed | Closed     | Days Elapsed | Total Days/Status | Synopsis of Case                                                             | Sent to MCD |
|---------|------------|-------------|--------------|-------------|--------------|------------|--------------|-------------------|------------------------------------------------------------------------------|-------------|
| 0425-14 | 08/06/2014 | 08/07/2014  | 1            | 09/10/2014  | 34           | 09/12/2014 | 2            | 37 - MERGED       | FAILED TO TAKE REPORT/FAILED TO RELEASE PROPERTY                             |             |
| 0426-14 | 08/06/2014 | 08/07/2014  | 1            | 10/28/2014  | 82           | 10/28/2014 | 0            | 83 - CLOSED       | CITED COMP FOR NOTHING/RUDE/BIASED DUE TO RACE                               |             |
| 0427-14 | 08/06/2014 | 08/07/2014  | 1            | 12/04/2014  | 119          | 12/04/2014 | 0            | 120 - CLOSED      | DETAINED/RACIAL BIAS/CITE TO COVER DETENTION                                 |             |
| 0428-14 | 08/06/2014 | 08/14/2014  | 8            |             |              |            |              | 147 - PENDING     | FAILED TO TAKE CITIZENS ARREST/DETAINED COMP/DISSUADED FROM PRESSING CHARGES |             |
| 0429-14 | 08/05/2014 | 08/05/2014  | 0            | 08/08/2014  | 3            | 08/08/2014 | 0            | 3 - INFO ONLY     | INFORMATION ONLY                                                             |             |
| 0430-14 | 08/05/2014 | 08/27/2014  | 22           |             |              |            |              | 148 - PENDING     | CITE/RUDE                                                                    |             |
| 0431-14 | 08/07/2014 | 08/12/2014  | 5            | 08/15/2014  | 3            | 08/15/2014 | 0            | 8 - INFO ONLY     | RUDE INAPPROPRIATE BEHAVIOR                                                  |             |
| 0432-14 | 08/07/2014 | 08/25/2014  | 18           |             |              |            |              | 146 - PENDING     | FAILED TO TAKE REQUIRED ACTION                                               |             |
| 0433-14 | 08/08/2014 | 08/29/2014  | 21           |             |              |            |              | 145 - PENDING     | FAILED TO ACT                                                                |             |
| 0434-14 | 08/08/2014 | 08/26/2014  | 18           |             |              |            |              | 145 - PENDING     | CITE/RUDE                                                                    |             |
| 0435-14 | 08/11/2014 | 08/21/2014  | 10           | 09/10/2014  | 20           | 09/12/2014 | 2            | 32 - CLOSED       | FAILURE TO TAKE REQUIRED ACTION/INAPPROPRIATE COMMENTS AND BEHAVIOR          |             |
| 0436-14 | 08/11/2014 | 08/26/2014  | 15           | 12/11/2014  | 107          | 12/11/2014 | 0            | 122 - CLOSED      | INAPPROPRIATE BEHAVIOR AND COMMENTS                                          |             |
| 0437-14 | 08/11/2014 | 08/15/2014  | 4            | 08/18/2014  | 3            | 08/20/2014 | 2            | 9 - CLOSED        | INAPPROPRIATE BEHAVIOR/COMMENTS                                              |             |
| 0438-14 | 08/11/2014 | 08/31/2014  | 20           |             |              | 10/06/2014 | #Error       | 56 - MEDIATED     | CAD ENTRY REFERRING TO COMP AS AN "800"                                      |             |
| 0439-14 | 08/12/2014 | 08/14/2014  | 2            |             |              |            |              | 141 - PENDING     | FAILURE TO TAKE REQUIRED ACTION                                              |             |
| 0440-14 | 08/10/2014 | 09/08/2014  | 29           |             |              |            |              | 143 - PENDING     | INAPPROPRIATE COMMENTS/BEHAVIOR                                              |             |
| 0441-14 | 08/11/2014 | 08/21/2014  | 10           | 10/14/2014  | 54           | 10/14/2014 | 0            | 64 - CLOSED       | INAPPROPRIATE BEHAVIOR                                                       |             |
| 0442-14 | 08/11/2014 | 09/03/2014  | 23           |             |              |            |              | 142 - PENDING     | TOWED CAR WITHOUT JUSTIFICATION                                              |             |
| 0443-14 | 08/12/2014 | 09/17/2014  | 36           |             |              |            |              | 141 - PENDING     | 5150 DETENTION WITHOUT JUSTIFICATION                                         |             |
| 0444-14 | 08/11/2014 | 08/28/2014  | 17           |             |              |            |              | 142 - PENDING     | CITATION/SELECTIVE ENFORCEMENT                                               |             |
| 0445-14 | 08/12/2014 | 08/25/2014  | 13           | 08/25/2014  | 0            | 08/25/2014 | 0            | 13 - INFO ONLY    | FAILURE TO TAKE REQUIRED ACTION                                              |             |
| 0446-14 | 08/13/2014 | 08/19/2014  | 6            |             |              |            |              | 140 - PENDING     | CITE/RUDE/RACIAL BIAS                                                        |             |
| 0447-14 | 08/15/2014 | 08/15/2014  | 0            | 08/21/2014  | 6            | 08/22/2014 | 1            | 7 - INFO ONLY     | INFORMATION ONLY                                                             |             |
| 0448-14 | 08/13/2014 | 08/25/2014  | 12           | 08/25/2014  | 0            | 08/27/2014 | 2            | 14 - INFO ONLY    | FILED INACCURATE REPORT                                                      |             |
| 0449-14 | 08/15/2014 | 08/15/2014  | 0            |             |              |            |              | 138 - PENDING     | INAPPROPRIATE BEHAVIOR                                                       |             |
| 0450-14 | 08/18/2014 | 08/18/2014  | 0            | 08/19/2014  | 1            | 08/20/2014 | 1            | 2 - INFO ONLY     | INFORMATION ONLY                                                             |             |
| 0451-14 | 08/18/2014 |             |              |             |              | 08/20/2014 | #Error       | 2 - MERGED        | MERGED DUPLICATE CASE                                                        |             |
| 0452-14 | 08/15/2014 | 08/18/2014  | 3            | 08/19/2014  | 1            | 08/20/2014 | 1            | 5 - INFO ONLY     | INFORMATION ONLY                                                             |             |
| 0453-14 | 08/18/2014 | 08/25/2014  | 7            | 08/25/2014  | 0            | 08/27/2014 | 2            | 9 - INFO ONLY     | LOOKED AT WHILE COMMENTING                                                   |             |
| 0454-14 | 08/19/2014 | 09/12/2014  | 24           |             |              |            |              | 134 - PENDING     | ARREST/SEARCH/INAPPROPRIATE BEHAVIOR                                         |             |
| 0455-14 | 08/19/2014 | 08/20/2014  | 1            | 09/05/2014  | 16           | 09/08/2014 | 3            | 20 - WITHDRAWN    | FAILURE TO TAKE REQUIRED ACTION                                              |             |
| 0456-14 | 08/19/2014 | 09/02/2014  | 14           |             |              |            |              | 134 - PENDING     | ENTERING A RESIDENCE/INVALID ORDER                                           |             |



| Case    | Received   | Intake Done | Days Elapsed | Review Done | Days Elapsed | Closed     | Days Elapsed | Total Days/Status | Synopsis of Case                                                        | Sent to MCD |
|---------|------------|-------------|--------------|-------------|--------------|------------|--------------|-------------------|-------------------------------------------------------------------------|-------------|
| 0457-14 | 08/19/2014 | 08/21/2014  | 2            | 09/17/2014  | 27           | 09/19/2014 | 2            | 31 - CLOSED       | ISSUING AN INVALID ORDER                                                |             |
| 0458-14 | 08/19/2014 | 08/21/2014  | 2            |             |              |            |              | 134 - PENDING     | INAPPROPRIATE COMMENTS/BEHAVIOR                                         |             |
| 0459-14 | 08/11/2014 | 08/25/2014  | 14           | 10/03/2014  | 39           | 10/06/2014 | 3            | 56 - MEDIATED     | INAPPROPRIATE COMMENTS/BEHAVIOR                                         |             |
| 0460-14 | 08/19/2014 | 08/20/2014  | 1            | 08/21/2014  | 1            | 08/22/2014 | 1            | 3 - CLOSED        | FAILURE TO TAKE REQUIRED ACTION                                         |             |
| 0461-14 | 08/20/2014 | 09/03/2014  | 14           |             |              |            |              | 133 - PENDING     | CITATION WITHOUT CAUSE                                                  |             |
| 0462-14 | 08/20/2014 | 08/20/2014  | 0            | 08/20/2014  | 0            | 08/21/2014 | 1            | 1 - INFO ONLY     | INFORMATION ONLY                                                        |             |
| 0463-14 | 08/20/2014 | 08/27/2014  | 7            |             |              |            |              | 133 - PENDING     | FAILED TO PROPERLY INVESTIGATE                                          |             |
| 0464-14 | 08/21/2014 | 09/04/2014  | 14           |             |              |            |              | 132 - PENDING     | FAILURE TO PREPARE AN ACCURATE REPORT                                   |             |
| 0465-14 | 08/21/2014 | 10/01/2014  | 41           |             |              |            |              | 132 - PENDING     | FAILURE TO TAKE REQUIRED ACTION/INAPPROPRIATE COMMENTS AND BEHAVIOR     |             |
| 0466-14 | 08/20/2014 | 08/20/2014  | 0            | 10/28/2014  | 69           | 10/28/2014 | 0            | 69 - CLOSED       | RUDE AND YELLING/NO REASON FOR A TRAFFIC STOP                           |             |
| 0467-14 | 08/21/2014 | 08/28/2014  | 7            |             |              |            |              | 132 - PENDING     | ARREST WITHOUT CAUSE/UNNECESSARY EPO                                    |             |
| 0468-14 | 08/19/2014 | 08/26/2014  | 7            | 10/03/2014  | 38           | 10/06/2014 | 3            | 48 - MEDIATED     | 5150 DETENTION                                                          |             |
| 0469-14 | 08/22/2014 | 08/28/2014  | 6            |             |              |            |              | 131 - PENDING     | OFFICERS MONITORS MOVEMENT/OFFICERS TAPPED HER PHONE                    |             |
| 0470-14 | 08/22/2014 | 08/26/2014  | 4            |             |              |            |              | 131 - PENDING     | FAILURE TO PROPERLY INVESTIGATE/FAILURE TO WRITE A REPORT               |             |
| 0471-14 | 08/22/2014 | 08/26/2014  | 4            |             |              |            |              | 131 - PENDING     | FAILURE TO PREPARE AN ACCURATE REPORT/INAPPROPRIATE BEHAVIOR & COMMENTS |             |
| 0472-14 | 08/22/2014 | 09/04/2014  | 13           |             |              |            |              | 131 - PENDING     | CITED FOR TALKING ON CELL PHONE                                         |             |
| 0473-14 | 08/22/2014 | 10/02/2014  | 41           |             |              |            |              | 131 - PENDING     | SQUEEZED HIS THROAT AND PUSHED HIM                                      |             |
| 0474-14 | 08/22/2014 | 08/26/2014  | 4            | 11/17/2014  | 83           | 11/18/2014 | 1            | 88 - CLOSED       | FAILURE TO TAKE REQUIRED ACTION                                         |             |
| 0475-14 | 08/22/2014 | 08/27/2014  | 5            | 11/24/2014  | 89           | 11/26/2014 | 2            | 96 - CLOSED       | LEP FAILURE TO TAKE REQUIRED ACTION                                     |             |
| 0476-14 | 08/22/2014 | 08/26/2014  | 4            | 08/26/2014  | 0            | 08/27/2014 | 1            | 5 - MERGED        | MERGED DUPLICATE COMPLAINT                                              |             |
| 0477-14 | 08/22/2014 | 08/22/2014  | 0            | 08/25/2014  | 3            | 08/25/2014 | 0            | 3 - INFO ONLY     | INFORMATION ONLY                                                        |             |
| 0478-14 | 08/25/2014 | 09/19/2014  | 25           |             |              |            |              | 128 - PENDING     | BIASED POLICING DUE TO RACE                                             |             |
| 0479-14 | 08/25/2014 | 09/12/2014  | 18           |             |              |            |              | 128 - PENDING     | FAILURE TO ENFORCE RESTRAINING ORDER                                    |             |
| 0480-14 | 08/25/2014 | 09/11/2014  | 17           |             |              |            |              | 128 - PENDING     | BATTERY                                                                 |             |
| 0481-14 | 08/26/2014 | 08/27/2014  | 1            | 12/02/2014  | 97           | 12/02/2014 | 0            | 98 - CLOSED       | FAILED TO TAKE REPORT                                                   |             |
| 0482-14 | 08/26/2014 | 08/27/2014  | 1            |             |              |            |              | 127 - PENDING     | RUDE BEHAVIOR                                                           |             |
| 0483-14 | 08/25/2014 | 08/27/2014  | 2            | 09/16/2014  | 20           | 09/16/2014 | 0            | 22 - INFO ONLY    | INFORMATION ONLY                                                        |             |
| 0484-14 | 08/26/2014 | 08/27/2014  | 1            | 09/26/2014  | 30           | 09/26/2014 | 0            | 31 - CLOSED       | INAPPROPRIATE BEHAVIOR/COMMENTS                                         |             |
| 0485-14 | 08/27/2014 | 09/03/2014  | 7            |             |              |            |              | 126 - PENDING     | FAILURE TO TAKE REQUIRED ACTION                                         |             |
| 0486-14 | 08/28/2014 | 08/29/2014  | 1            | 10/09/2014  | 41           | 10/09/2014 | 0            | 42 - CLOSED       | FAILURE TO TAKE REQUIRED ACTION                                         |             |
| 0487-14 | 08/28/2014 | 09/17/2014  | 20           |             |              |            |              | 125 - PENDING     | USE OF FORCE AND CITATION WITHOUT CAUSE                                 |             |
| 0488-14 | 08/28/2014 | 09/17/2014  | 20           |             |              |            |              | 125 - PENDING     | ARREST/ENTRY INTO RESIDENCE                                             |             |

| Case    | Received   | Intake Done | Days Elapsed | Review Done | Days Elapsed | Closed     | Days Elapsed | Total Days/Status | Synopsis of Case                                                    | Sent to MCD |
|---------|------------|-------------|--------------|-------------|--------------|------------|--------------|-------------------|---------------------------------------------------------------------|-------------|
| 0489-14 | 08/27/2014 | 09/10/2014  | 14           |             |              |            |              | 126 - PENDING     | TOW WITHOUT CAUSE AND INAPPROPRIATE COMMENTS                        |             |
| 0490-14 | 09/02/2014 | 09/04/2014  | 2            | 12/19/2014  | 106          | 12/23/2014 | 4            | 112 - CLOSED      | FAILURE TO TAKE REQUIRED ACTION                                     |             |
| 0491-14 | 09/02/2014 | 09/29/2014  | 27           |             |              |            |              | 120 - PENDING     | DETENTION/INAPPROPRIATE COMMENTS AND BEHAVIOR                       |             |
| 0492-14 | 09/03/2014 | 09/08/2014  | 5            |             |              |            |              | 119 - PENDING     | INAPPROPRIATE BEHAVIOR/CITATION                                     |             |
| 0493-14 | 09/03/2014 | 09/24/2014  | 21           |             |              |            |              | 119 - PENDING     | DETENTION WITHOUT JUSTIFICATION                                     |             |
| 0494-14 | 09/04/2014 | 09/04/2014  | 0            | 10/03/2014  | 29           | 10/06/2014 | 3            | 32 - CLOSED       | NEGLIGENT DRIVING                                                   |             |
| 0495-14 | 09/04/2014 | 09/05/2014  | 1            |             |              |            |              | 118 - PENDING     | FAILURE TO TAKE REQUIRED ACTION                                     |             |
| 0496-14 | 09/04/2014 | 09/05/2014  | 1            | 10/21/2014  | 46           | 10/21/2014 | 0            | 47 - MEDIATED     | FAILURE TO TAKE REQUIRED ACTION/INAPPROPRIATE COMMENTS AND BEHAVIOR |             |
| 0497-14 | 09/04/2014 | 09/08/2014  | 4            |             |              |            |              | 118 - PENDING     | FAILURE TO FOLLOW DGO 7.01                                          |             |
| 0498-14 | 09/04/2014 | 09/25/2014  | 21           |             |              |            |              | 118 - PENDING     | ARREST/DAMAGED PROPERTY                                             |             |
| 0499-14 | 09/03/2014 | 09/08/2014  | 5            | 09/09/2014  | 1            | 09/10/2014 | 1            | 7 - WITHDRAWN     | FAILURE TO TAKE REQUIRED ACTION                                     |             |
| 0500-14 | 09/04/2014 | 09/16/2014  | 12           | 09/29/2014  | 13           | 09/30/2014 | 1            | 26 - CLOSED       | INAPPROPRIATE COMMENTS/BEHAVIOR                                     |             |
| 0501-14 | 09/04/2014 | 09/23/2014  | 19           |             |              |            |              | 118 - PENDING     | TOWING VEHICLE WITHOUT JUSTIFICATION/RUDE BEHAVIOR                  |             |
| 0502-14 | 09/06/2014 | 09/30/2014  | 24           |             |              |            |              | 116 - PENDING     | DETENTION/BIASED POLICING DUE TO RACE                               |             |
| 0503-14 | 09/05/2014 | 09/15/2014  | 10           | 09/16/2014  | 1            | 09/16/2014 | 0            | 11 - CLOSED       | DRIVING IMPROPERLY                                                  |             |
| 0504-14 | 09/08/2014 | 09/08/2014  | 0            | 09/08/2014  | 0            | 09/08/2014 | 0            | 0 - INFO ONLY     | INFORMATION ONLY                                                    |             |
| 0505-14 | 09/08/2014 | 10/02/2014  | 24           |             |              |            |              | 114 - PENDING     | FAILURE TO TAKE REQUIRED ACTION                                     |             |
| 0506-14 | 09/08/2014 | 09/17/2014  | 9            |             |              |            |              | 114 - PENDING     | ARREST WITHOUT CAUSE                                                |             |
| 0507-14 | 09/08/2014 | 09/08/2014  | 0            |             |              |            |              | 114 - PENDING     | EXCESSIVE FORCE DURING AN ARREST                                    |             |
| 0508-14 | 09/09/2014 | 09/17/2014  | 8            | 12/15/2014  | 89           | 12/16/2014 | 1            | 98 - CLOSED       | FAILURE TO TAKE A REPORT                                            |             |
| 0509-14 | 09/11/2014 | 09/12/2014  | 1            |             |              |            |              | 111 - PENDING     | PEPPER SPRAYED                                                      |             |
| 0510-14 | 09/10/2014 | 09/25/2014  | 15           |             |              |            |              | 112 - PENDING     | INAPPROPRIATE BEHAVIOR                                              |             |
| 0511-14 | 09/11/2014 | 09/12/2014  | 1            | 10/14/2014  | 32           | 10/14/2014 | 0            | 33 - CLOSED       | FAILURE TO MAKE ARREST IN ASSAULT                                   |             |
| 0512-14 | 09/09/2014 | 09/25/2014  | 16           |             |              | 09/26/2014 | #Error       | 17 - MERGED       | INAPPROPRIATE BEHAVIOR                                              |             |
| 0513-14 | 09/12/2014 | 09/15/2014  | 3            |             |              |            |              | 110 - PENDING     | INAPPROPRIATE BEHAVIOR                                              |             |
| 0514-14 | 09/15/2014 | 10/07/2014  | 22           |             |              |            |              | 107 - PENDING     | FOR USE OF EXCESSIVE FORCE/TIGHT HANDCUFFS                          |             |
| 0515-14 | 09/15/2014 | 09/16/2014  | 1            | 09/16/2014  | 0            | 09/16/2014 | 0            | 1 - INFO ONLY     | INAPPROPRIATE BEHAVIOR/COMMENTS                                     |             |
| 0516-14 | 09/15/2014 | 10/03/2014  | 18           |             |              |            |              | 107 - PENDING     | INAPPROPRIATE BEHAVIOR/COMMENTS                                     |             |
| 0517-14 | 09/15/2014 | 09/17/2014  | 2            | 11/19/2014  | 63           | 11/19/2014 | 0            | 65 - CLOSED       | INAPPROPRIATE COMMENTS                                              |             |
| 0518-14 | 09/16/2014 | 10/06/2014  | 20           |             |              |            |              | 106 - PENDING     | MISUSE OF POLICE AUTHORITY                                          |             |
| 0519-14 | 09/17/2014 | 09/18/2014  | 1            |             |              |            |              | 105 - PENDING     | INAPPROPRIATE BEHAVIOR/COMMENTS                                     |             |
| 0520-14 | 09/15/2014 | 10/08/2014  | 23           | 10/21/2014  | 13           |            |              | 107 - PENDING     | FORCE/RUDE                                                          |             |

| Case    | Received   | Intake Done | Days Elapsed | Review Done | Days Elapsed | Closed     | Days Elapsed | Total Days/Status | Synopsis of Case                                           | Sent to MCD |
|---------|------------|-------------|--------------|-------------|--------------|------------|--------------|-------------------|------------------------------------------------------------|-------------|
| 0521-14 | 09/15/2014 | 10/08/2014  | 23           |             |              |            |              | 107 - PENDING     | SEARCH WITHOUT PROBABLE CAUSE                              |             |
| 0522-14 | 09/16/2014 | 11/12/2014  | 57           |             |              |            |              | 106 - PENDING     | FAILED TO TAKE REQUIRED ACTION                             |             |
| 0523-14 | 09/18/2014 | 09/23/2014  | 5            |             |              |            |              | 104 - PENDING     | FAILURE TO TAKE ACTION/INAPPROPRIATE COMMENT               |             |
| 0524-14 | 09/16/2014 | 10/14/2014  | 28           | 11/07/2014  | 24           | 11/10/2014 | 3            | 55 - CLOSED       | RUDE/OBSCENE                                               |             |
| 0525-14 | 09/19/2014 | 09/19/2014  | 0            | 10/06/2014  | 17           | 10/06/2014 | 0            | 17 - INFO ONLY    | INFORMATION ONLY                                           |             |
| 0526-14 | 08/19/2014 | 09/01/2014  | 13           | 12/23/2014  | 113          | 12/30/2014 | 7            | 133 - CLOSED      | TRAFFIC STOP AND DETENTION BASED ON RACE                   |             |
| 0527-14 | 09/18/2014 | 10/06/2014  | 18           |             |              |            |              | 104 - PENDING     | ARREST AT HOJ/INSUFFICIENT PROPERTY RECEIPT/STOLEN EARRING |             |
| 0528-14 | 09/18/2014 | 10/10/2014  | 22           |             |              |            |              | 104 - PENDING     | FORCE DURING ARREST                                        |             |
| 0529-14 | 09/22/2014 | 09/22/2014  | 0            | 09/24/2014  | 2            | 09/24/2014 | 0            | 2 - INFO ONLY     | INFORMATION ONLY                                           |             |
| 0530-14 | 09/23/2014 | 09/25/2014  | 2            | 11/13/2014  | 49           | 11/17/2014 | 4            | 55 - MEDIATED     | INAPPROPRIATE BEHAVIOR                                     |             |
| 0531-14 | 09/23/2014 | 09/26/2014  | 3            | 12/16/2014  | 81           | 12/16/2014 | 0            | 84 - MEDIATED     | INAPPROPRIATE BEHAVIOR BY OFFICER DURING RAID              |             |
| 0532-14 | 09/23/2014 | 10/21/2014  | 28           |             |              |            |              | 99 - PENDING      | FAILURE TO TAKE REQUIRED ACTION                            |             |
| 0533-14 | 09/23/2014 | 09/29/2014  | 6            |             |              |            |              | 99 - PENDING      | RUDE                                                       |             |
| 0534-14 | 09/22/2014 | 10/03/2014  | 11           |             |              |            |              | 100 - PENDING     | CITE/FORCE                                                 |             |
| 0535-14 | 09/23/2014 | 09/30/2014  | 7            |             |              |            |              | 99 - PENDING      | INAPPROPRIATE BEHAVIOR                                     |             |
| 0536-14 | 09/23/2014 | 09/26/2014  | 3            | 09/26/2014  | 0            | 09/30/2014 | 4            | 7 - INFO ONLY     | INFORMATION ONLY                                           |             |
| 0537-14 | 09/25/2014 | 09/25/2014  | 0            |             |              |            |              | 97 - PENDING      | INAPPROPRIATE BEHAVIOR                                     |             |
| 0538-14 | 09/25/2014 | 10/06/2014  | 11           |             |              |            |              | 97 - PENDING      | ISSUING AN INVALID ORDER                                   |             |
| 0539-14 | 09/25/2014 | 10/01/2014  | 6            | 10/09/2014  | 8            | 10/16/2014 | 7            | 21 - CLOSED       | UNWARRANTED 5150 DETENTION                                 |             |
| 0540-14 | 09/25/2014 | 10/14/2014  | 19           |             |              |            |              | 97 - PENDING      | ARREST/HARASSING                                           |             |
| 0541-14 | 09/25/2014 | 10/21/2014  | 26           |             |              |            |              | 97 - PENDING      | FORCE AND FAILURE TO CALL AMBULANCE                        |             |
| 0542-14 | 09/25/2014 | 10/08/2014  | 13           |             |              |            |              | 97 - PENDING      | ARREST/DID NOT RETURN VEHICLE                              |             |
| 0543-14 | 09/25/2014 | 10/09/2014  | 14           | 12/17/2014  | 69           | 12/17/2014 | 0            | 83 - CLOSED       | TRAFFIC STOP                                               |             |
| 0544-14 | 09/26/2014 | 10/03/2014  | 7            |             |              |            |              | 96 - PENDING      | FAILURE TO PROPERLY INVESTIGATE                            |             |
| 0545-14 | 09/26/2014 | 09/29/2014  | 3            | 11/17/2014  | 49           | 11/18/2014 | 1            | 53 - INFO ONLY    | FAILURE TO ABATE NOISE/TRAFFIC                             |             |
| 0546-14 | 09/29/2014 | 10/03/2014  | 4            | 11/07/2014  | 35           | 11/10/2014 | 3            | 42 - CLOSED       | 5150 DETENTION                                             |             |
| 0547-14 | 09/29/2014 | 10/09/2014  | 10           | 12/23/2014  | 75           | 12/23/2014 | 0            | 85 - CLOSED       | UNWARRANTED DETENTION                                      |             |
| 0548-14 | 09/29/2014 | 10/03/2014  | 4            |             |              |            |              | 93 - PENDING      | UNWARRANTED DETENTION                                      |             |
| 0549-14 | 09/29/2014 | 10/08/2014  | 9            |             |              |            |              | 93 - PENDING      | INAPPROPRIATE BEHAVIOR/PROFANITY                           |             |
| 0550-14 | 09/29/2014 | 10/13/2014  | 14           |             |              |            |              | 93 - PENDING      | FAILURE TO TAKE REQUIRED ACTION                            |             |
| 0551-14 | 09/29/2014 | 10/03/2014  | 4            |             |              |            |              | 93 - PENDING      | UNWARRANTED ARREST/FORCE                                   |             |
| 0552-14 | 09/30/2014 | 10/03/2014  | 3            | 10/03/2014  | 0            | 10/06/2014 | 3            | 6 - INFO ONLY     | INFORMATION ONLY                                           |             |

| Case    | Received   | Intake Done | Days Elapsed | Review Done | Days Elapsed | Closed     | Days Elapsed | Total Days/Status | Synopsis of Case                                                          | Sent to MCD |
|---------|------------|-------------|--------------|-------------|--------------|------------|--------------|-------------------|---------------------------------------------------------------------------|-------------|
| 0553-14 | 10/01/2014 | 10/22/2014  | 21           |             |              |            |              | 91 - PENDING      | INAPPROPRIATE COMMENTS                                                    |             |
| 0554-14 | 09/26/2014 | 10/31/2014  | 35           |             |              |            |              | 96 - PENDING      | INAPPROPRIATE COMMENTS/BEHAVIOR                                           |             |
| 0555-14 | 09/27/2014 | 10/31/2014  | 34           |             |              |            |              | 95 - PENDING      | FAILURE TO TAKE REQUIRED ACTION                                           |             |
| 0556-14 | 09/25/2014 | 10/06/2014  | 11           |             |              |            |              | 97 - PENDING      | ENTERING RESIDENCE/FORCE/INAPPROPRIATE COMMENTS AND BEHAVIOR              |             |
| 0557-14 | 10/01/2014 | 10/17/2014  | 16           |             |              |            |              | 91 - PENDING      | USE OF FORCE AND INAPPROPRIATE BEHAVIOR                                   |             |
| 0558-14 | 10/01/2014 | 10/22/2014  | 21           |             |              |            |              | 91 - PENDING      | INAPPROPRIATE COMMENTS                                                    |             |
| 0559-14 | 10/01/2014 | 10/24/2014  | 23           |             |              |            |              | 91 - PENDING      | INAPPROPRIATE BEHAVIOR                                                    |             |
| 0560-14 | 10/02/2014 | 10/16/2014  | 14           |             |              |            |              | 90 - PENDING      | INAPPROPRIATE BEHAVIOR                                                    |             |
| 0561-14 | 10/02/2014 | 10/14/2014  | 12           |             |              |            |              | 90 - PENDING      | CITATION AND HARASSMENT                                                   |             |
| 0562-14 | 10/02/2014 | 10/21/2014  | 19           |             |              |            |              | 90 - PENDING      | DETENTION/SEARCHED/UNNECESSARY FORCE                                      |             |
| 0563-14 | 10/02/2014 | 10/24/2014  | 22           |             |              |            |              | 90 - PENDING      | INAPPROPRIATE COMMENTS AND BEHAVIOR                                       |             |
| 0564-14 | 10/02/2014 | 10/21/2014  | 19           |             |              |            |              | 90 - PENDING      | FAILURE TO TAKE REQUIRED ACTION                                           |             |
| 0565-14 | 10/02/2014 |             |              |             |              | 10/21/2014 | #Error       | 19 - MERGED       | DUPLICATE MERGED CASE                                                     |             |
| 0566-14 | 10/03/2014 | 10/08/2014  | 5            |             |              |            |              | 89 - PENDING      | HANDCUFFING WITHOUT JUSTIFICATION & SEARCH                                |             |
| 0567-14 | 10/06/2014 | 10/23/2014  | 17           | 12/15/2014  | 53           | 12/16/2014 | 1            | 71 - MEDIATED     | CITATION WITHOUT JUSTIFICATION                                            |             |
| 0568-14 | 10/06/2014 | 10/28/2014  | 22           |             |              |            |              | 86 - PENDING      | INACCURATE REPORT AND TRYING TO DISSUADE COMP FROM MAKING REPORT          |             |
| 0569-14 | 09/30/2014 | 10/08/2014  | 8            | 10/22/2014  | 14           | 10/23/2014 | 1            | 23 - CLOSED       | INTIMIDATING BEHAVIOR                                                     |             |
| 0570-14 | 10/07/2014 | 10/09/2014  | 2            |             |              |            |              | 85 - PENDING      | DETENTION WITHOUT JUSTIFICATION                                           |             |
| 0571-14 | 10/08/2014 | 10/28/2014  | 20           |             |              |            |              | 84 - PENDING      | CITATION WITHOUT JUSTIFICATION                                            |             |
| 0572-14 | 10/08/2014 | 10/28/2014  | 20           |             |              |            |              | 84 - PENDING      | INTERFERED WITH CHILD CUSTODY/ARRESTED COMP/SEIZED PROPERTY               |             |
| 0573-14 | 10/09/2014 | 10/10/2014  | 1            | 12/14/2014  | 65           | 12/14/2014 | 0            | 66 - CLOSED       | CITATION WITHOUT JUSTIFICATION OF TECH BUS DRIVER AT BUS STOP             |             |
| 0574-14 | 10/07/2014 | 10/10/2014  | 3            |             |              |            |              | 85 - PENDING      | PROFANITY/RUDE/SEXUAL SLUR                                                |             |
| 0575-14 | 10/10/2014 | 10/22/2014  | 12           | 10/22/2014  | 0            | 10/23/2014 | 1            | 13 - INFO ONLY    | INFORMATION ONLY                                                          |             |
| 0576-14 | 10/10/2014 | 10/17/2014  | 7            |             |              |            |              | 82 - PENDING      | CITATION WITHOUT CAUSE/THREATENING AND INTIMIDATING COMMENTS              |             |
| 0577-14 | 10/14/2014 | 10/30/2014  | 16           |             |              |            |              | 78 - PENDING      | DETENTION/FORCE/SEARCH/BIASED POLICING/FAILURE TO PROVIDE NAME            |             |
| 0578-14 | 10/14/2014 | 10/29/2014  | 15           |             |              |            |              | 78 - PENDING      | CITATION WITHOUT CAUSE/INAPPROPRIATE BEHAVIOR/FAILURE TO PROVIDE STAR NO. |             |
| 0579-14 | 10/15/2014 | 10/29/2014  | 14           |             |              |            |              | 77 - PENDING      | CITATION WITHOUT CAUSE/UNNECESSARY FORCE                                  |             |
| 0580-14 | 10/16/2014 | 11/04/2014  | 19           |             |              |            |              | 76 - PENDING      | CITATION WITHOUT CAUSE/UNNECESSARY FORCE                                  |             |
| 0581-14 | 10/16/2014 | 11/03/2014  | 18           |             |              |            |              | 76 - PENDING      | CITATION WITHOUT CAUSE/BIASED POLICING                                    |             |
| 0582-14 | 10/16/2014 | 11/03/2014  | 18           |             |              |            |              | 76 - PENDING      | CITATION/HANDCUFFING                                                      |             |
| 0583-14 | 10/16/2014 | 10/30/2014  | 14           |             |              |            |              | 76 - PENDING      | WRONGFUL CITATIONS                                                        |             |
| 0584-14 | 10/17/2014 | 10/23/2014  | 6            | 10/23/2014  | 0            | 10/26/2014 | 3            | 9 - CLOSED        | INFORMATION ONLY                                                          |             |

| Case    | Received   | Intake Done | Days Elapsed | Review Done | Days Elapsed | Closed     | Days Elapsed | Total Days/Status | Synopsis of Case                                                           | Sent to MCD |
|---------|------------|-------------|--------------|-------------|--------------|------------|--------------|-------------------|----------------------------------------------------------------------------|-------------|
| 0585-14 | 10/10/2014 | 11/12/2014  | 33           |             |              |            |              | 82 - PENDING      | PROFANITY/CITATION WITHOUT CAUSE                                           |             |
| 0586-14 | 10/20/2014 | 11/14/2014  | 25           |             |              |            |              | 72 - PENDING      | FAILURE TO INVESTIGATE                                                     |             |
| 0587-14 | 10/20/2014 | 10/27/2014  | 7            |             |              |            |              | 72 - PENDING      | CITE/BEHAVIOR AND BIASED DUE TO GENDER                                     |             |
| 0588-14 | 10/20/2014 | 11/03/2014  | 14           |             |              |            |              | 72 - PENDING      | RUDE BEHAVIOR                                                              |             |
| 0589-14 | 10/20/2014 | 11/14/2014  | 25           |             |              |            |              | 72 - PENDING      | FAILURE TO INVESTIGATE                                                     |             |
| 0590-14 | 10/21/2014 | 11/01/2014  | 11           |             |              |            |              | 71 - PENDING      | OFFICER SIDED WITH THE OTHER PARTY/OFFICER FAILED TO WRITE A POLICE REPORT |             |
| 0591-14 | 10/21/2014 | 10/23/2014  | 2            | 10/24/2014  | 1            | 10/26/2014 | 2            | 5 - CLOSED        | INAPPROPRIATE BEHAVIOR/COMMENTS/REFUSED TO GIVE NAME                       |             |
| 0592-14 | 10/21/2014 | 11/17/2014  | 27           |             |              |            |              | 71 - PENDING      | UNNECESSARY FORCE                                                          |             |
| 0593-14 | 10/21/2014 | 10/24/2014  | 3            | 10/24/2014  | 0            | 10/26/2014 | 2            | 5 - CLOSED        | OFFICERS HARASSING AND FOLLOWING COMP                                      |             |
| 0594-14 | 10/16/2014 | 10/21/2014  | 5            |             |              |            |              | 76 - PENDING      | ARREST WITHOUT CAUSE                                                       |             |
| 0595-14 | 10/22/2014 | 10/23/2014  | 1            |             |              |            |              | 70 - PENDING      | FAILURE TO ARREST                                                          |             |
| 0596-14 | 10/22/2014 | 10/23/2014  | 1            | 10/23/2014  | 0            | 10/26/2014 | 3            | 4 - CLOSED        | OFFICERS HARASSING AND TERRORIZING COMP                                    |             |
| 0597-14 | 10/22/2014 | 10/28/2014  | 6            |             |              |            |              | 70 - PENDING      | PROFANITY                                                                  |             |
| 0598-14 | 10/22/2014 | 10/30/2014  | 8            |             |              |            |              | 70 - PENDING      | PROFANITY                                                                  |             |
| 0599-14 | 10/22/2014 | 10/28/2014  | 6            |             |              |            |              | 70 - PENDING      | INAPPROPRIATE BEHAVIOR/COMMENTS                                            |             |
| 0600-14 | 10/23/2014 | 11/19/2014  | 27           |             |              |            |              | 69 - PENDING      | ARRESTED WITHOUT CAUSE/INAPPROPRIATE BEHAVIOR AND COMMENTS                 |             |
| 0601-14 | 10/23/2014 | 11/14/2014  | 22           |             |              |            |              | 69 - PENDING      | INAPPROPRIATE BEHAVIOR/COMMENTS/REFUSED TO GIVE NAME AND STAR NUMBER       |             |
| 0602-14 | 10/24/2014 | 10/27/2014  | 3            |             |              |            |              | 68 - PENDING      | COERCED HIM INTO AN AMBULANCE CAUSING A BILL TO BE GENERATED               |             |
| 0603-14 | 10/24/2014 | 11/04/2014  | 11           | 11/04/2014  | 0            | 11/05/2014 | 1            | 12 - INFO ONLY    | CONSPIRING TO GET HIM ARRESTED                                             |             |
| 0604-14 | 10/27/2014 |             |              |             |              |            |              | 65 - PENDING      | ARREST/INAPP COMMENTS/BEHAVIOR                                             |             |
| 0605-14 | 10/27/2014 | 11/21/2014  | 25           | 11/24/2014  | 3            | 11/26/2014 | 2            | 30 - INFO ONLY    | FAILURE TO PROTECT A CUSTODY AT 850 BRYANT                                 |             |
| 0606-14 | 10/27/2014 | 11/07/2014  | 11           |             |              |            |              | 65 - PENDING      | DETAINED/FORCE USED                                                        |             |
| 0607-14 | 10/27/2014 | 11/07/2014  | 11           |             |              |            |              | 65 - PENDING      | INTIMIDATING BEHAVIOR                                                      |             |
| 0608-14 | 10/29/2014 | 10/31/2014  | 2            | 11/19/2014  | 19           |            |              | 63 - PENDING      | FAILURE TO GIVE BREATHALYZER TEST                                          |             |
| 0609-14 | 10/27/2014 | 11/06/2014  | 10           |             |              |            |              | 65 - PENDING      | DETAINED/HANDCUFFED/INAPPROPRIATE BEHAVIOR/COMMENTS                        |             |
| 0610-14 | 10/22/2014 | 11/18/2014  | 27           | 11/21/2014  | 3            | 11/26/2014 | 5            | 35 - INFO ONLY    | MISUSE OF POLICE AUTHORITY                                                 |             |
| 0611-14 | 10/30/2014 | 11/18/2014  | 19           |             |              |            |              | 62 - PENDING      | UA                                                                         |             |
| 0612-14 | 10/29/2014 | 11/06/2014  | 8            |             |              |            |              | 63 - PENDING      | FAILURE TO PROPERLY PROCESS PROPERTY                                       |             |
| 0613-14 | 10/30/2014 | 11/03/2014  | 4            |             |              |            |              | 62 - PENDING      | INVOLUNTARY PSYCHIATRIC DETENTION WITHOUT JUSTIFICATION                    |             |
| 0614-14 | 10/30/2014 | 10/30/2014  | 0            |             |              |            |              | 62 - PENDING      | THE OFFICER USED PROFANITY                                                 |             |
| 0615-14 | 10/30/2014 | 11/06/2014  | 7            | 12/23/2014  | 47           | 12/24/2014 | 1            | 55 - CLOSED       | THE DEPARTMENT FAILED TO MAKE REQUIRED REPORT TO CONTROLLER'S OFFICE       |             |
| 0616-14 | 10/31/2014 | 11/07/2014  | 7            |             |              |            |              | 61 - PENDING      | PROFANITY                                                                  |             |

| Case    | Received   | Intake Done | Days Elapsed | Review Done | Days Elapsed | Closed     | Days Elapsed | Total Days/Status | Synopsis of Case                                                  | Sent to MCD |
|---------|------------|-------------|--------------|-------------|--------------|------------|--------------|-------------------|-------------------------------------------------------------------|-------------|
| 0617-14 | 10/31/2014 | 11/18/2014  | 18           |             |              |            |              | 61 - PENDING      | FAILURE TO TAKE REQUIRED ACTION                                   |             |
| 0618-14 | 10/31/2014 | 11/04/2014  | 4            |             |              |            |              | 61 - PENDING      | FAILURE TO TAKE REQUIRED ACTION                                   |             |
| 0619-14 | 11/03/2014 | 11/18/2014  | 15           |             |              |            |              | 58 - PENDING      | FAILURE TO TAKE REQUIRED ACTION                                   |             |
| 0620-14 | 11/01/2014 | 11/24/2014  | 23           | 12/17/2014  | 23           | 12/17/2014 | 0            | 46 - CLOSED       | YELLING RUDE COMMENTS IN CONSTRUCTION ZONE                        |             |
| 0621-14 | 11/03/2014 | 11/19/2014  | 16           |             |              |            |              | 58 - PENDING      | UNNECESSARY FORCE/ FAILURE TO PROVIDE NAME                        |             |
| 0622-14 | 11/03/2014 | 11/17/2014  | 14           |             |              |            |              | 58 - PENDING      | FAILURE TO PROPERLY INVESTIGATE                                   |             |
| 0623-14 | 11/03/2014 | 11/12/2014  | 9            |             |              |            |              | 58 - PENDING      | FAILURE TO FOLLOW VEHICLE PURSUIT POLICY                          |             |
| 0624-14 | 11/03/2014 | 11/18/2014  | 15           |             |              |            |              | 58 - PENDING      | FAILURE TO PROPERLY INVESTIGATE/INACCURATE REPORT IN DV CASE      |             |
| 0625-14 | 11/04/2014 | 11/17/2014  | 13           |             |              |            |              | 57 - PENDING      | ARREST WITHOUT CAUSE/FAILURE TO INVESTIGATE                       |             |
| 0626-14 | 11/04/2014 | 11/07/2014  | 3            | 11/07/2014  | 0            | 11/08/2014 | 1            | 4 - INFO ONLY     | UNNECESSARY FORCE                                                 |             |
| 0627-14 | 11/05/2014 | 11/26/2014  | 21           |             |              |            |              | 56 - PENDING      | DID NOT TAKE A REPORT                                             |             |
| 0628-14 | 11/06/2014 | 11/24/2014  | 18           |             |              |            |              | 55 - PENDING      | FAILURE TO TAKE REQUIRED ACTION                                   |             |
| 0629-14 | 11/05/2014 | 12/02/2014  | 27           |             |              |            |              | 56 - PENDING      | UA FOR DETENTION/THREAT TO ARREST/FAILED TO GIVE NAME AND STAR    |             |
| 0630-14 | 11/05/2014 | 11/05/2014  | 0            | 11/05/2014  | 0            | 11/08/2014 | 3            | 3 - INFO ONLY     | FAILED TO STOP TRAFFIC SCOFFLAWS                                  |             |
| 0631-14 | 11/10/2014 | 11/24/2014  | 14           |             |              |            |              | 51 - PENDING      | INACCURATE REPORT                                                 |             |
| 0632-14 | 11/10/2014 | 11/21/2014  | 11           |             |              |            |              | 51 - PENDING      | INAPPROPRIATE COMMENT/BEHAVIOR                                    |             |
| 0633-14 | 11/09/2014 | 11/25/2014  | 16           |             |              |            |              | 52 - PENDING      | PROFANITY                                                         |             |
| 0634-14 | 11/10/2014 | 12/10/2014  | 30           |             |              |            |              | 51 - PENDING      | UNNECESSARY FORCE                                                 |             |
| 0635-14 | 11/13/2014 | 11/21/2014  | 8            |             |              |            |              | 48 - PENDING      | DETENTION WITHOUT JUSTIFICATION                                   |             |
| 0636-14 | 11/13/2014 | 11/21/2014  | 8            |             |              |            |              | 48 - PENDING      | FAILURE TO ARREST ATTACKER/PROFANITY/REPORTING TO STATE AGENCY    |             |
| 0637-14 | 11/13/2014 | 11/21/2014  | 8            |             |              |            |              | 48 - PENDING      | INAPPROPRIATE COMMENT                                             |             |
| 0638-14 | 11/13/2014 | 11/17/2014  | 4            |             |              |            |              | 48 - PENDING      | THREAT/NO SEAT BELT/NO STAR NUMBER PROVIDED                       |             |
| 0639-14 | 11/14/2014 | 12/03/2014  | 19           |             |              |            |              | 47 - PENDING      | FAILURE TO INVESTIGATE AND PERJURY                                |             |
| 0640-14 | 11/14/2014 | 11/28/2014  | 14           | 12/17/2014  | 19           | 12/17/2014 | 0            | 33 - CLOSED       | UNREASONABLE DETENTION AND SEARCH OF PROPERTY                     |             |
| 0641-14 | 11/14/2014 | 11/21/2014  | 7            |             |              |            |              | 47 - PENDING      | SELECTIVE ENFORCEMENT OF OPEN CONTAINER LAW/HARASSMENT            |             |
| 0642-14 | 11/13/2014 | 11/25/2014  | 12           |             |              |            |              | 48 - PENDING      | INATTENTION TO DUTY                                               |             |
| 0643-14 | 11/17/2014 | 11/21/2014  | 4            |             |              |            |              | 44 - PENDING      | UNWARRANTED ARREST                                                |             |
| 0644-14 | 11/18/2014 | 11/21/2014  | 3            |             |              |            |              | 43 - PENDING      | FAILURE TO TAKE REQUIRED ACTION                                   |             |
| 0645-14 | 11/19/2014 | 12/04/2014  | 15           |             |              |            |              | 42 - PENDING      | CITATION AND RUDE                                                 |             |
| 0646-14 | 11/19/2014 | 12/04/2014  | 15           | 12/11/2014  | 7            | 12/15/2014 | 4            | 26 - CLOSED       | 5150 DETENTION                                                    |             |
| 0647-14 | 11/19/2014 | 12/09/2014  | 20           |             |              |            |              | 42 - PENDING      | ARREST                                                            |             |
| 0648-14 | 11/20/2014 | 12/12/2014  | 22           |             |              |            |              | 41 - PENDING      | DRIVING IMPROPERLY/INAPPROPRIATE COMMENTS/ FAILURE TO INVESTIGATE |             |

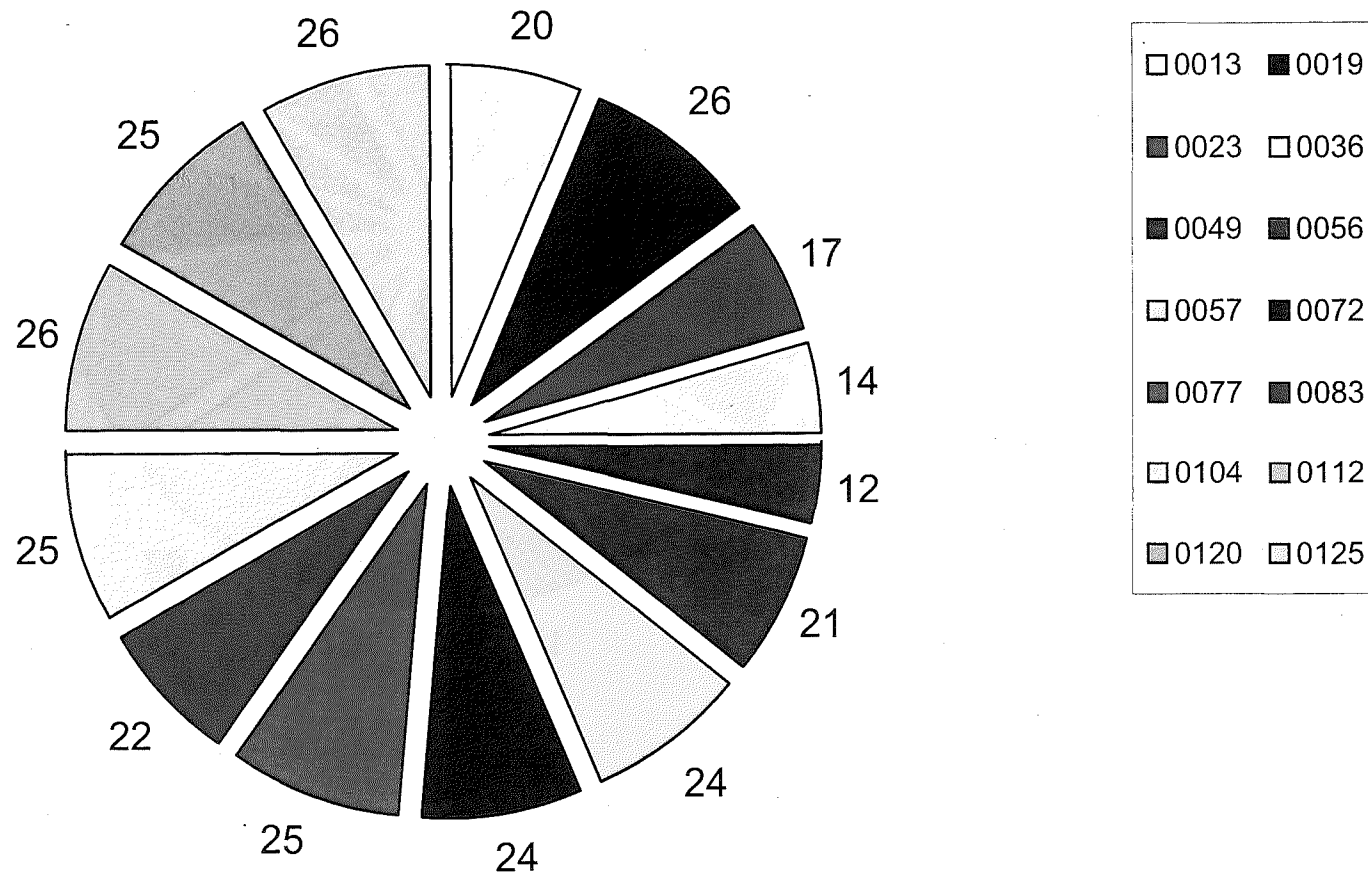
| Case    | Received   | Intake Done | Days Elapsed | Review Done | Days Elapsed | Closed     | Days Elapsed | Total Days/Status | Synopsis of Case                                                              | Sent to MCD |
|---------|------------|-------------|--------------|-------------|--------------|------------|--------------|-------------------|-------------------------------------------------------------------------------|-------------|
| 0649-14 | 11/20/2014 | 12/04/2014  | 14           |             |              |            |              | 41 - PENDING      | DETAINED                                                                      |             |
| 0650-14 | 11/20/2014 | 12/10/2014  | 20           |             |              |            |              | 41 - PENDING      | INAPPROPRIATE BEHAVIOR/BIASED POLICING DUE TO RACE                            |             |
| 0651-14 | 11/21/2014 | 12/01/2014  | 10           |             |              |            |              | 40 - PENDING      | UF ON COMP/JUVENILE CITE AND RELEASE                                          |             |
| 0652-14 | 11/19/2014 | 12/09/2014  | 20           |             |              |            |              | 42 - PENDING      | DETENTION AND INAPPROPRIATE BEHAVIOR                                          |             |
| 0653-14 | 11/24/2014 | 12/22/2014  | 28           |             |              |            |              | 37 - PENDING      | USE OF UNNECESSARY FORCE                                                      |             |
| 0654-14 | 11/25/2014 | 12/04/2014  | 9            |             |              |            |              | 36 - PENDING      | UNNECESSARY FORCE/INAPPROPRIATE BEHAVIOR                                      |             |
| 0655-14 | 11/24/2014 | 11/24/2014  | 0            | 11/26/2014  | 2            | 11/26/2014 | 0            | 2 - INFO ONLY     | HEARING RADIO CHATTER IN NORTH BEACH RE: CASE IN WHICH HE WAS EXONERATED 1987 |             |
| 0656-14 | 11/24/2014 | 12/10/2014  | 16           |             |              |            |              | 37 - PENDING      | FAILURE TO TAKE REQUIRED ACTION                                               |             |
| 0657-14 | 11/24/2014 | 12/09/2014  | 15           |             |              |            |              | 37 - PENDING      | TWO OFFICERS RODE MOTORCYCLES ON CROWDED SIDEWALK                             |             |
| 0658-14 | 11/25/2014 | 12/04/2014  | 9            |             |              |            |              | 36 - PENDING      | CITATION/INAPPROPRIATE COMMENT                                                |             |
| 0659-14 | 11/25/2014 | 11/26/2014  | 1            |             |              |            |              | 36 - PENDING      | CITATION/INACCURATE IR/FAILURE TO PROPERLY INVESTIGATE                        |             |
| 0660-14 | 11/26/2014 | 12/10/2014  | 14           |             |              |            |              | 35 - PENDING      | INAPPROPRIATE BEHAVIOR/COMMENTS/FAILURE TO PROVIDE NAME AND BADGE NUMBER      |             |
| 0661-14 | 11/26/2014 | 12/22/2014  | 26           | 12/23/2014  | 1            | 12/23/2014 | 0            | 27 - CLOSED       | FAILURE TO TAKE REQUIRED ACTION                                               |             |
| 0662-14 | 11/26/2014 |             |              |             |              |            |              | 35 - PENDING      | MISUSE OF POLICE AUTHORITY                                                    |             |
| 0663-14 | 12/01/2014 | 12/14/2014  | 13           |             |              |            |              | 30 - PENDING      | FAILED TO INVESTIGATE/INAPPROPRIATE BEHAVIOR & COMMENTS                       |             |
| 0664-14 | 12/01/2014 | 12/01/2014  | 0            |             |              |            |              | 30 - PENDING      | INAPP COMMENTS/BEHAVIOR                                                       |             |
| 0665-14 | 12/02/2014 | 12/09/2014  | 7            | 12/10/2014  | 1            | 12/10/2014 | 0            | 8 - CLOSED        | UNWARRANTED ARREST                                                            |             |
| 0666-14 | 12/02/2014 | 12/04/2014  | 2            |             |              |            |              | 29 - PENDING      | 5150 DETENTION                                                                |             |
| 0667-14 | 12/03/2014 | 12/03/2014  | 0            | 12/05/2014  | 2            | 12/05/2014 | 0            | 2 - INFO ONLY     | USE OF UNNECESSARY FORCE                                                      |             |
| 0668-14 | 12/03/2014 | 12/11/2014  | 8            |             |              |            |              | 28 - PENDING      | THE OFFICER USED PROFANITY                                                    |             |
| 0669-14 | 12/03/2014 | 12/24/2014  | 21           |             |              |            |              | 28 - PENDING      | PROFANITY/BIASED POLICING/RACIAL SLUR/FORCE/ARREST                            |             |
| 0670-14 | 12/03/2014 | 12/03/2014  | 0            | 12/05/2014  | 2            | 12/08/2014 | 3            | 5 - INFO ONLY     | IO-1 FRESNO SHERIFF                                                           |             |
| 0671-14 | 12/04/2014 | 12/16/2014  | 12           |             |              |            |              | 27 - PENDING      | FAILED TO INVESTIGATE/UNNECESSARY FORCE/INAPPROPRIATE BEHAVIOR                |             |
| 0672-14 | 12/04/2014 | 12/10/2014  | 6            |             |              |            |              | 27 - PENDING      | PARKED SFPD MOTORCYCLE ON SIDEWALK                                            |             |
| 0673-14 | 12/04/2014 | 12/09/2014  | 5            | 12/09/2014  | 0            | 12/10/2014 | 1            | 6 - INFO ONLY     | TOLD TO MOVE ON                                                               |             |
| 0674-14 | 12/04/2014 | 12/22/2014  | 18           |             |              |            |              | 27 - PENDING      | DETENTION AT GUNPOINT/BIASED POLICING                                         |             |
| 0675-14 | 12/04/2014 | 12/23/2014  | 19           |             |              |            |              | 27 - PENDING      | MISREP THE TRUTH/RUDE                                                         |             |
| 0676-14 | 12/05/2014 | 12/16/2014  | 11           | 12/16/2014  | 0            | 12/16/2014 | 0            | 11 - CLOSED       | HARASSING THE COMPLAINANT                                                     |             |
| 0677-14 | 12/08/2014 | 12/17/2014  | 9            |             |              |            |              | 23 - PENDING      | FORCED OUT OF BED AND HOSPITAL                                                |             |
| 0678-14 | 12/08/2014 | 12/17/2014  | 9            |             |              |            |              | 23 - PENDING      | DID NOT INTERVIEW COMP                                                        |             |
| 0679-14 | 12/08/2014 | 12/17/2014  | 9            |             |              |            |              | 23 - PENDING      | 5150 DETENTION                                                                |             |
| 0680-14 | 12/08/2014 | 12/15/2014  | 7            |             |              |            |              | 23 - PENDING      | BEHAVIOR/LACK OF INVESTIGATION                                                |             |

| Case    | Received   | Intake Done | Days Elapsed | Review Done | Days Elapsed | Closed     | Days Elapsed | Total Days/Status | Synopsis of Case                                                                      | Sent to MCD |
|---------|------------|-------------|--------------|-------------|--------------|------------|--------------|-------------------|---------------------------------------------------------------------------------------|-------------|
| 0681-14 | 12/05/2014 | 12/10/2014  | 5            | 12/16/2014  | 6            | 12/17/2014 | 1            | 12 - INFO ONLY    | NOT BASED IN REALITY                                                                  |             |
| 0682-14 | 12/09/2014 | 12/19/2014  | 10           |             |              |            |              | 22 - PENDING      | ARREST/FORCE                                                                          |             |
| 0683-14 | 12/09/2014 | 12/11/2014  | 2            | 12/11/2014  | 0            | 12/11/2014 | 0            | 2 - CLOSED        | SSF POLICE SGT. REPORTED A DETAINEE STATED AN OFF DUTY SFPD OFFICER USED FORCE ON HIM |             |
| 0684-14 | 12/09/2014 |             |              |             |              |            |              | 22 - PENDING      | ENTRY/HANDCUFFING/CITATION AND PROFANITY                                              |             |
| 0685-14 | 12/11/2014 | 12/12/2014  | 1            | 12/12/2014  | 0            | 12/15/2014 | 3            | 4 - INFO ONLY     | INAPPROPRIATE BEHAVIOR                                                                |             |
| 0686-14 | 12/11/2014 |             |              |             |              |            |              | 20 - PENDING      | INAPPROPRIATE BEHAVIOR/COMMENTS/FORCE USED DURING ARREST/FAILURE TO SUPERVISE         |             |
| 0687-14 | 12/11/2014 |             |              |             |              |            |              | 20 - PENDING      | CITATION WITHOUT CAUSE/INAPPROPRIATE BEHAVIOR/COMMENTS                                |             |
| 0688-14 | 12/11/2014 |             |              |             |              |            |              | 20 - PENDING      | ARREST WITHOUT CAUSE/ILLEGAL HOUSE SEARCH/INAPPROPRIATE BEHAVIOR                      |             |
| 0689-14 | 12/12/2014 |             |              |             |              |            |              | 19 - PENDING      | INAPPROPRIATE COMMENTS                                                                |             |
| 0690-14 | 12/12/2014 |             |              |             |              |            |              | 19 - PENDING      | INAPPROPRIATE COMMENTS/FAILURE TO INVESTIGATE                                         |             |
| 0691-14 | 12/12/2014 |             |              |             |              |            |              | 19 - PENDING      | BIASED POLICING DUE TO RACE                                                           |             |
| 0692-14 | 12/12/2014 | 12/30/2014  | 18           |             |              |            |              | 19 - PENDING      | ARREST/HANDCUFFING/SEARCH/FORCE/PROFANITY                                             |             |
| 0693-14 | 12/11/2014 | 12/29/2014  | 18           |             |              |            |              | 20 - PENDING      | ARREST WITHOUT CAUSE/FORCE USED DURING ARREST                                         |             |
| 0694-14 | 12/15/2014 | 12/17/2014  | 2            |             |              |            |              | 16 - PENDING      | FAILURE TO TAKE REQUIRED ACTION                                                       |             |
| 0695-14 | 12/12/2014 |             |              |             |              |            |              | 19 - PENDING      | FAILURE TO TAKE REQUIRED ACTION                                                       |             |
| 0696-14 | 12/15/2014 |             |              |             |              |            |              | 16 - PENDING      | INAPPROPRIATE BEHAVIOR AND COMMENTS                                                   |             |
| 0697-14 | 12/10/2014 | 12/17/2014  | 7            | 12/29/2014  | 12           | 12/30/2014 | 1            | 20 - CLOSED       | FAILURE TO TAKE REQUIRED ACTION                                                       |             |
| 0698-14 | 12/16/2014 | 12/17/2014  | 1            |             |              |            |              | 15 - PENDING      | 5150 DETENTION                                                                        |             |
| 0699-14 | 12/16/2014 | 12/19/2014  | 3            |             |              |            |              | 15 - PENDING      | HARASSMENT                                                                            |             |
| 0700-14 | 12/16/2014 | 12/19/2014  | 3            |             |              |            |              | 15 - PENDING      | UNWARRANTED ARREST                                                                    |             |
| 0701-14 | 12/15/2014 |             |              |             |              |            |              | 16 - PENDING      | FAILED TO PROPERLY PROCESS PROPERTY                                                   |             |
| 0702-14 | 12/17/2014 | 12/22/2014  | 5            |             |              |            |              | 14 - PENDING      | OFFICER THREATENED HOMELESS MAN ON TRAIN                                              |             |
| 0703-14 | 12/18/2014 | 12/18/2014  | 0            | 12/18/2014  | 0            | 12/19/2014 | 1            | 1 - INFO ONLY     | HARASSING THE COMPLAINANT                                                             |             |
| 0704-14 | 12/18/2014 |             |              |             |              |            |              | 13 - PENDING      | SEARCH/DETENTION/INAPPROPRIATE BEHAVIOR                                               |             |
| 0705-14 | 12/17/2014 |             |              |             |              |            |              | 14 - PENDING      | FAILED TO PROVIDE STAR AND NAME                                                       |             |
| 0706-14 | 12/19/2014 |             |              |             |              |            |              | 12 - PENDING      | FAILURE TO PROVIDE LEP TRANSLATION                                                    |             |
| 0707-14 | 12/19/2014 | 12/29/2014  | 10           |             |              |            |              | 12 - PENDING      | ARREST/UF DURING ARREST/SEIZURE OF BABY WITHOUT JUSTIFICATION                         |             |
| 0708-14 | 10/18/2014 | 12/24/2014  | 67           | 12/24/2014  | 0            | 12/24/2014 | 0            | 67 - CLOSED       | OFFICERS ON MOTORCYCLES ALMOST HIT COMPLAINANT                                        |             |
| 0709-14 | 11/11/2014 | 12/23/2014  | 42           |             |              |            |              | 50 - PENDING      | OFFICER(S) FAILED TO ENFORCE TRAFFIC LAWS                                             |             |
| 0710-14 | 12/03/2014 | 12/24/2014  | 21           |             |              |            |              | 28 - PENDING      | OFFICER FAILED TO NOTIFY COMP OF RECOVERED CAR                                        |             |
| 0711-14 | 12/22/2014 |             |              |             |              |            |              | 9 - PENDING       | INAPPROPRIATE BEHAVIOR                                                                |             |
| 0712-14 | 12/23/2014 |             |              |             |              |            |              | 8 - PENDING       | INAPPROPRIATE BEHAVIOR                                                                |             |



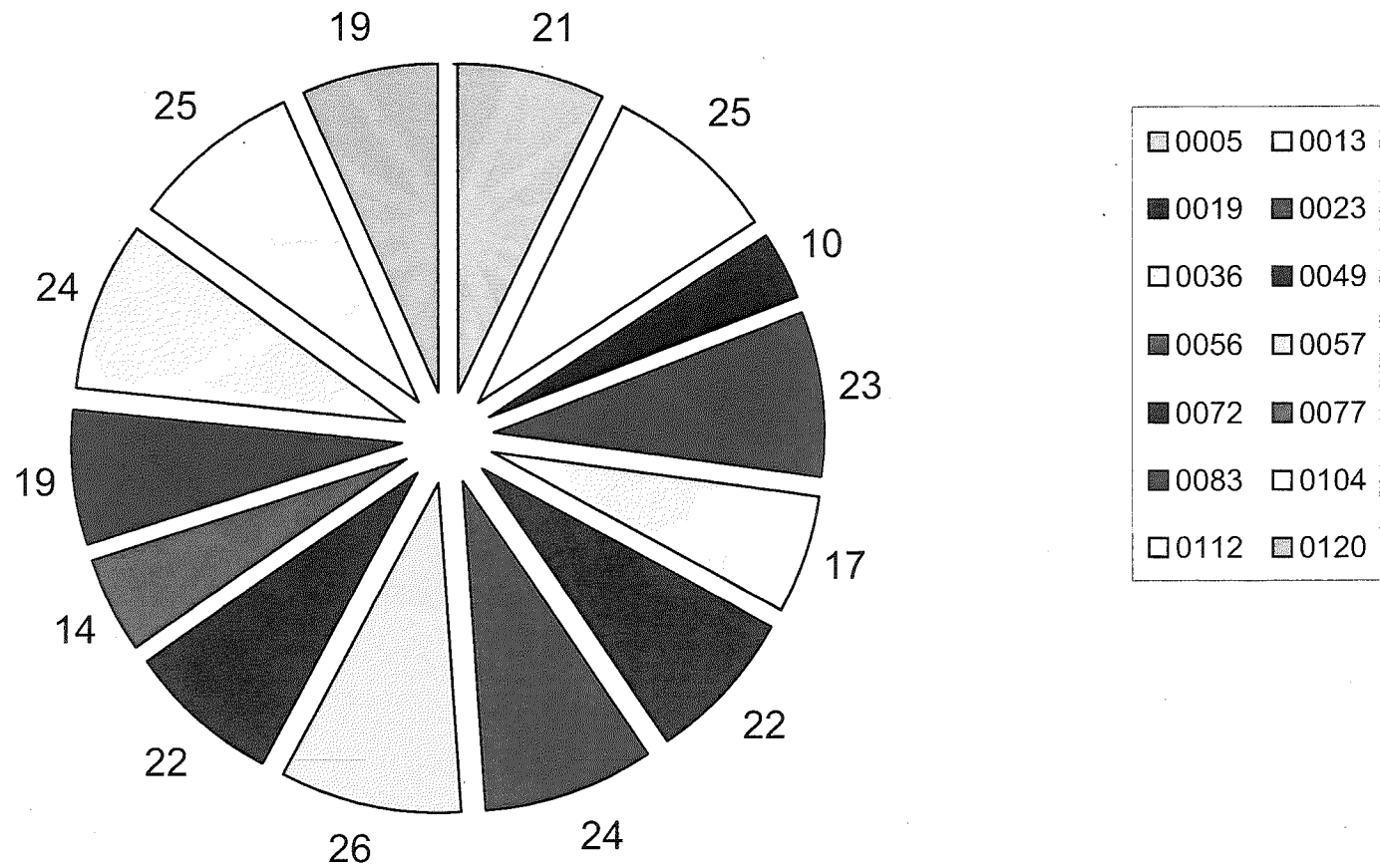
| Case    | Received   | Intake Done | Days Elapsed | Review Done | Days Elapsed | Closed     | Days Elapsed | Total Days/Status | Synopsis of Case                                                      | Sent to MCD |
|---------|------------|-------------|--------------|-------------|--------------|------------|--------------|-------------------|-----------------------------------------------------------------------|-------------|
| 0713-14 | 12/10/2014 |             |              |             |              |            |              | 21 - PENDING      | TRAFFIC STOP/THREATENING BEHAVIOR                                     |             |
| 0714-14 | 12/23/2014 |             |              |             |              |            |              | 8 - PENDING       | FAILURE TO INVESTIGATE/INAPPROPRIATE COMMENTS                         |             |
| 0715-14 | 12/23/2014 | 12/23/2014  | 0            |             |              |            |              | 8 - PENDING       | COMP SAYS SOMETHING IS WRONG                                          |             |
| 0716-14 | 12/23/2014 | 12/29/2014  | 6            |             |              |            |              | 8 - PENDING       | ARREST/FORCE/BIASED POLICING/FAILURE TO ID AS POLICE                  |             |
| 0717-14 | 12/24/2014 |             |              |             |              |            |              | 7 - PENDING       | FAILURE TO INVESTIGATE                                                |             |
| 0718-14 | 12/26/2014 |             |              |             |              |            |              | 5 - PENDING       | FAILURE TO TAKE A REPORT                                              |             |
| 0719-14 | 12/26/2014 |             |              |             |              |            |              | 5 - PENDING       | DAMAGED FRONT DOOR                                                    |             |
| 0720-14 | 12/26/2014 | 12/26/2014  | 0            | 12/26/2014  | 0            | 12/31/2014 | 5            | 5 - INFO ONLY     | INFORMATION ONLY                                                      |             |
| 0721-14 | 12/29/2014 |             |              |             |              |            |              | 2 - PENDING       | THREATENED DRIVER AND GAVE UNJUST CITATION                            |             |
| 0722-14 | 12/29/2014 |             |              |             |              |            |              | 2 - PENDING       | FAILURE TO TAKE REQUIRED ACTION                                       |             |
| 0723-14 | 12/29/2014 |             |              |             |              |            |              | 2 - PENDING       | INAPPROPRIATE COMMENTS/BEHAVIOR                                       |             |
| 0724-14 | 12/31/2014 |             |              |             |              |            |              | 0 - PENDING       | CITATION WITHOUT JUSTIFICATION/SEARCHED VEHICLE WITHOUT JUSTIFICATION |             |
| 0725-14 | 12/31/2014 |             |              |             |              |            |              | 0 - PENDING       | CITATION WITHOUT CAUSE/INAPPROPRIATE COMMENTS                         |             |
| 0726-14 | 12/31/2014 |             |              |             |              |            |              | 0 - PENDING       | ARREST WITHOUT CAUSE/FORCE DURING ARREST                              |             |
| 0727-14 | 12/29/2014 |             |              |             |              |            |              | 2 - PENDING       | INAPPROPRIATE BEHAVIOR                                                |             |

# OCC Caseloads by Investigator as of 12/31/2014



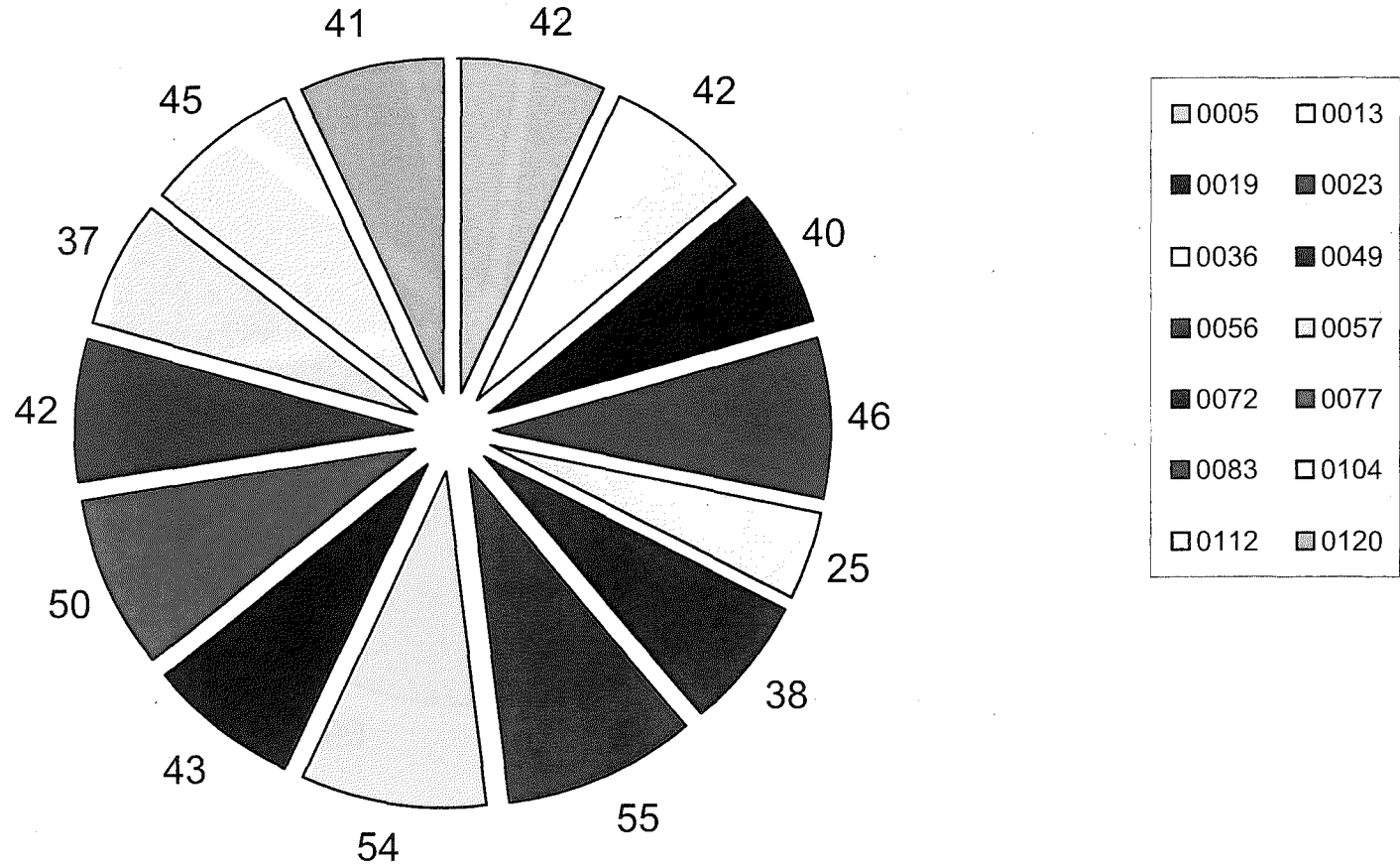
Average Caseload: 22

# OCC Caseloads by Investigator as of 12/31/2013



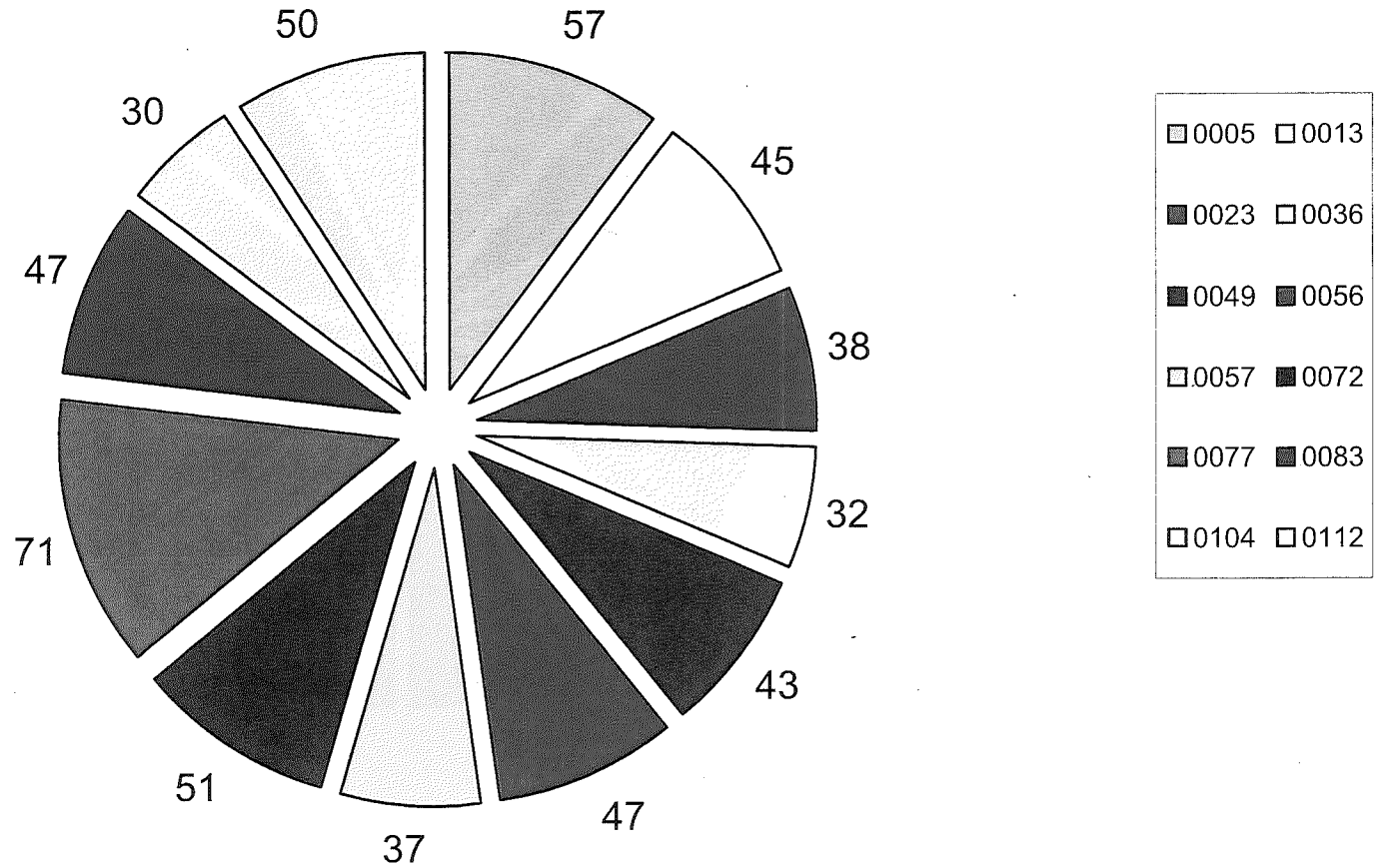
Average Caseload: 21

# OCC Case Closures - 2014 by Investigator



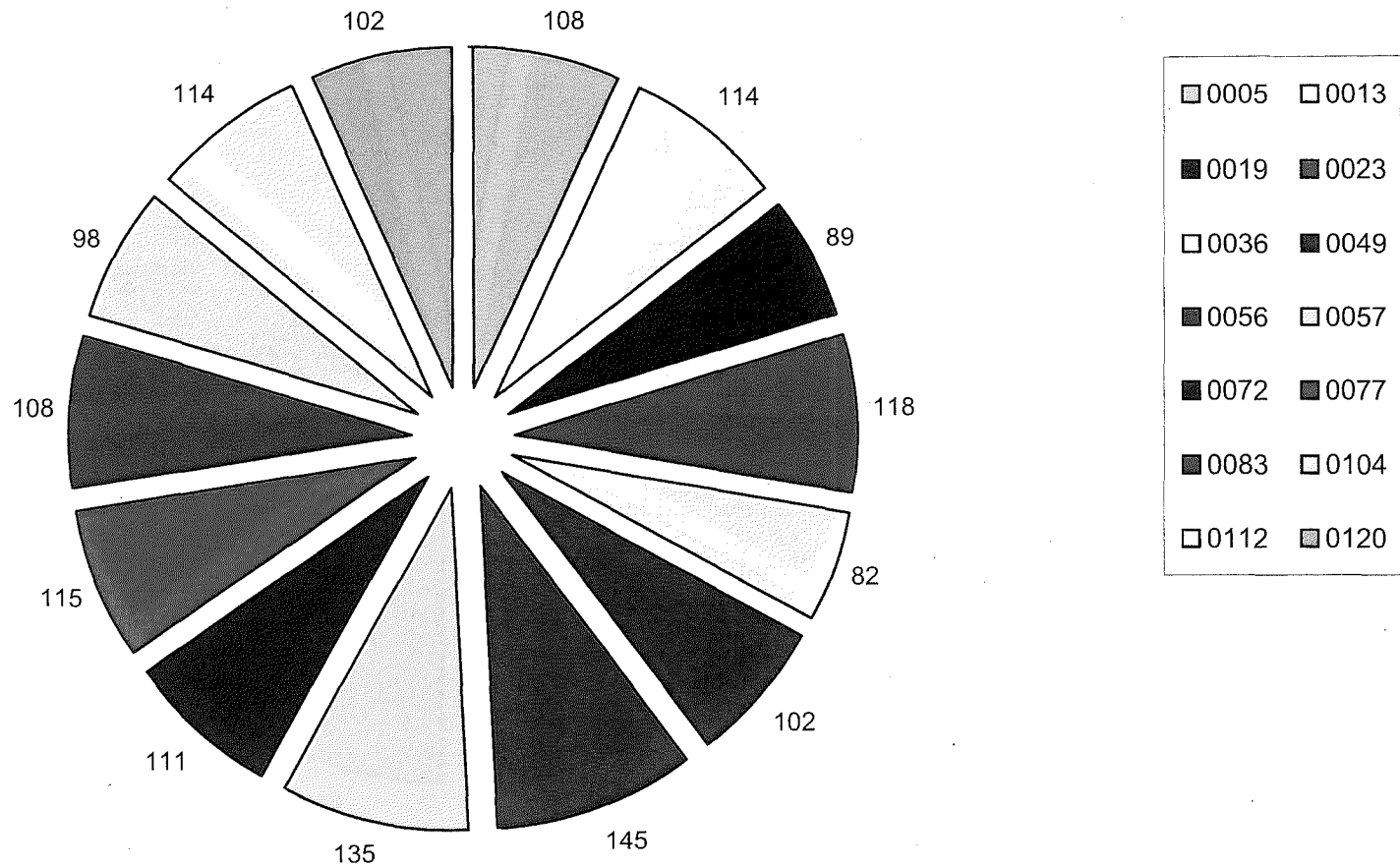
Average Case Closures by Number: 43 or 4 cases per month per investigator

# OCC Case Closures - 2013 by Investigator



**Average Case Closures by Number: 46 or 4 cases per month per investigator**

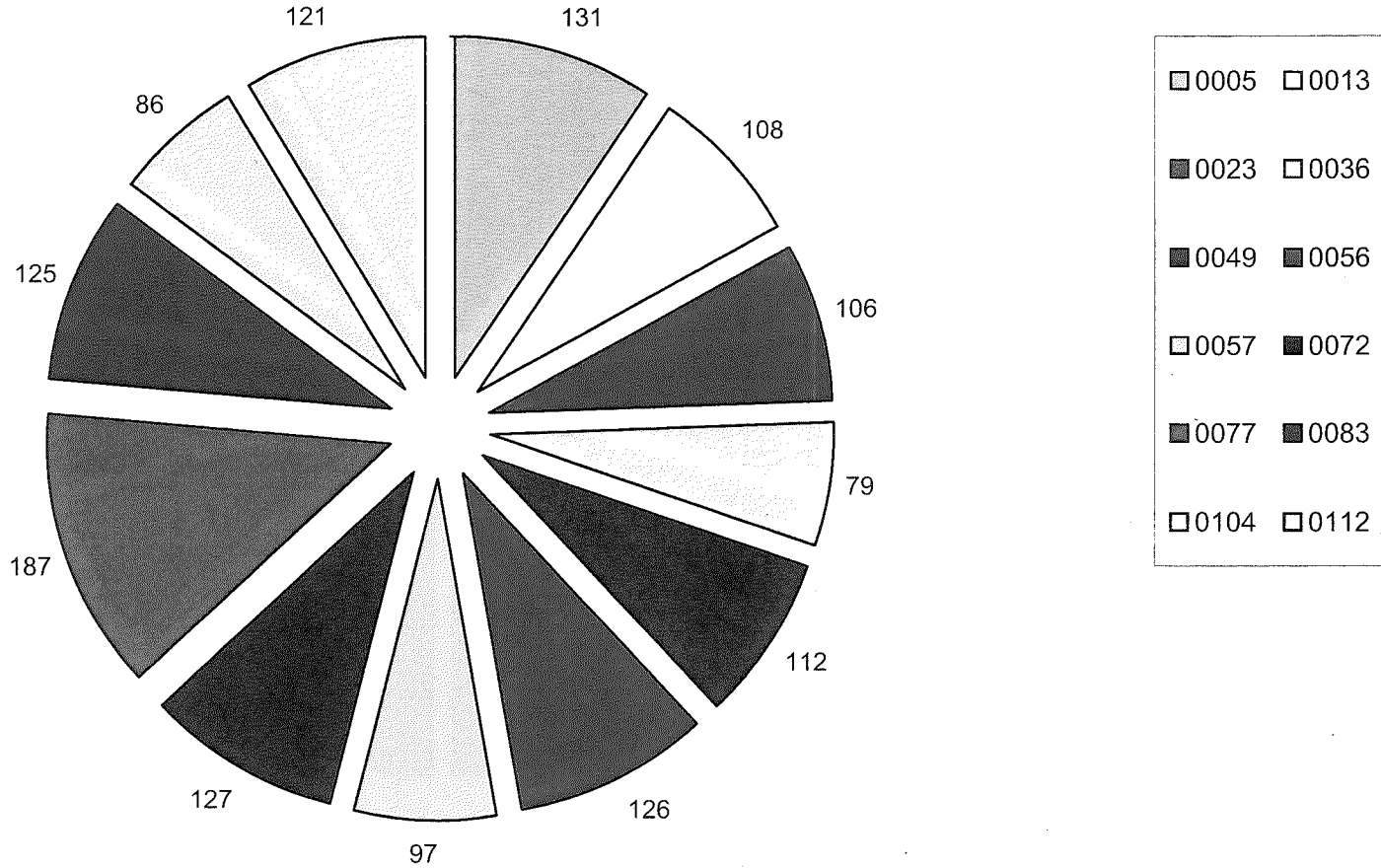
# OCC Weighted Closures - 2014 by Investigator



Average Case Closure by Weight: 110

CASE COMPLEXITY WEIGHTED ON A 1 TO 5 SCALE

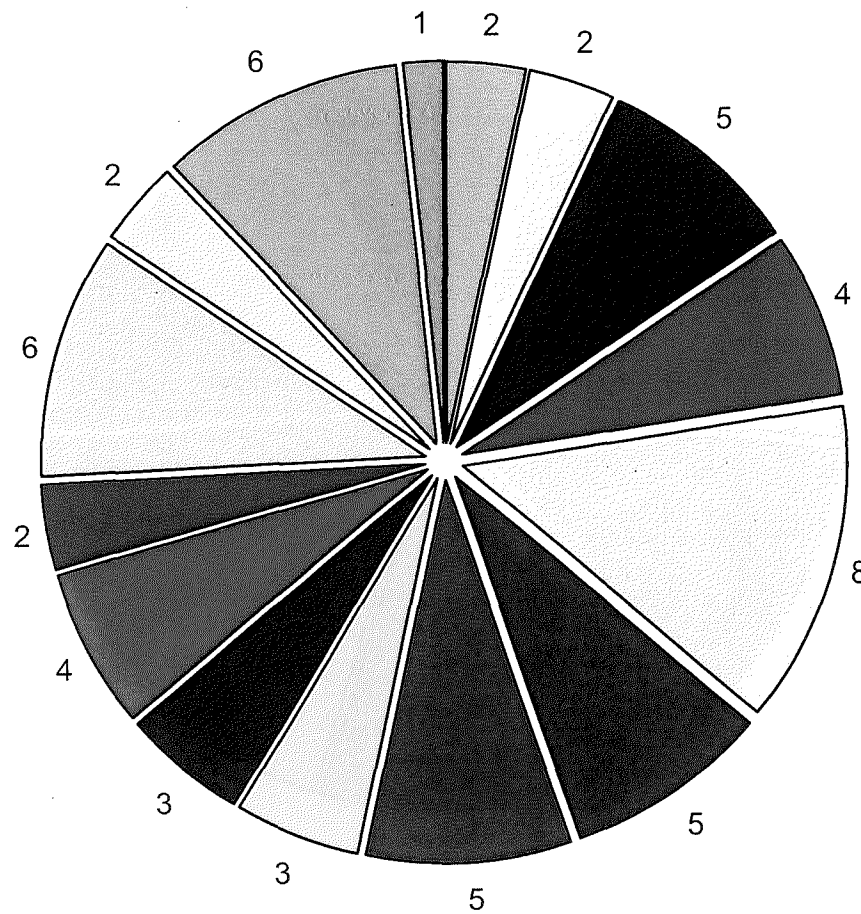
# OCC Weighted Closures - 2013 by Investigator



Average Case Closure by Weight: 117

CASE COMPLEXITY WEIGHTED ON A 1 TO 5 SCALE

# OCC Sustained Cases by Investigator as of 12/31/2014

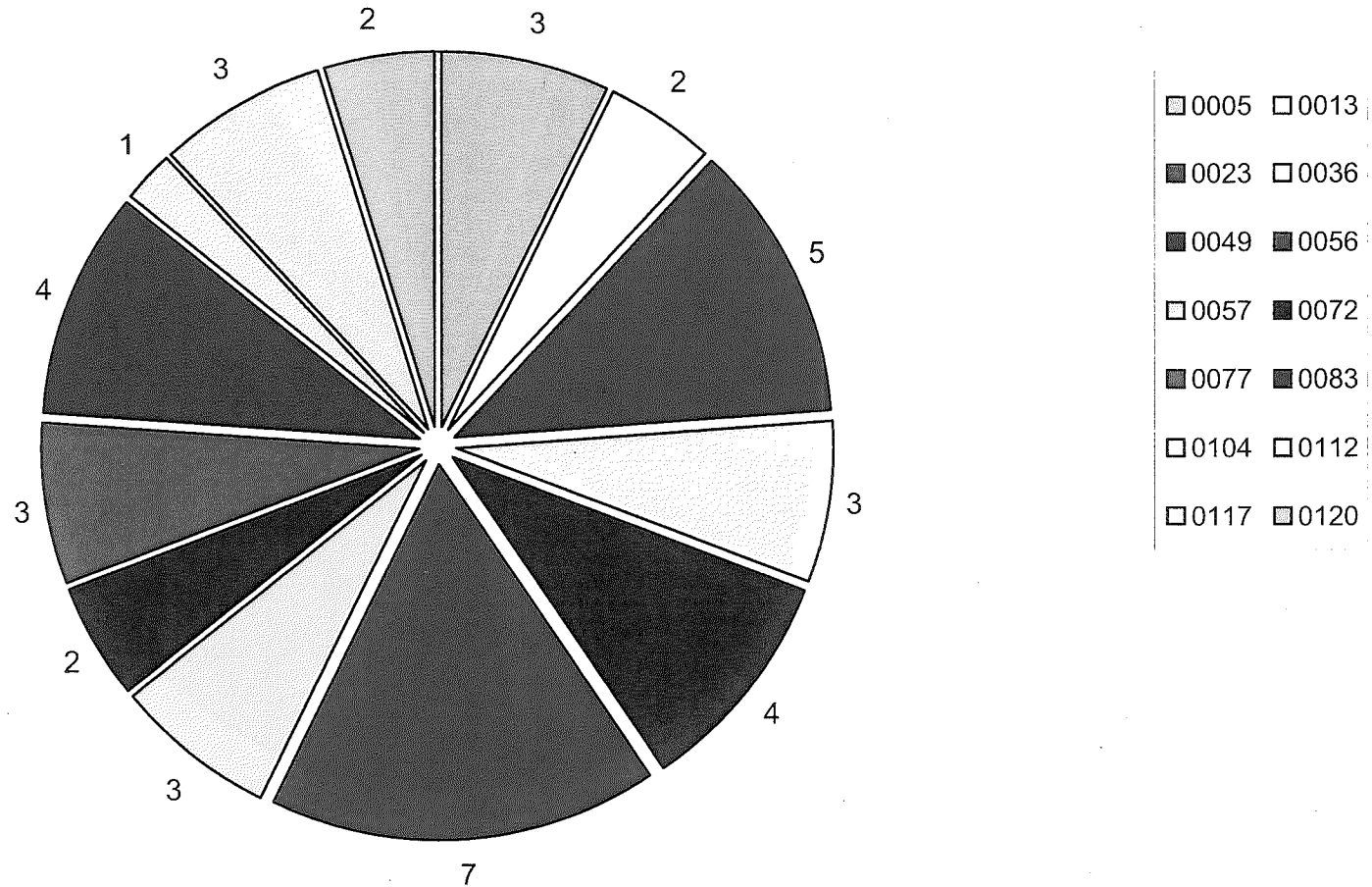


|      |      |
|------|------|
| 0005 | 0013 |
| 0019 | 0023 |
| 0036 | 0049 |
| 0056 | 0057 |
| 0072 | 0077 |
| 0083 | 0104 |
| 0112 | 0120 |
| 0125 |      |

Average Sustained Cases: 4


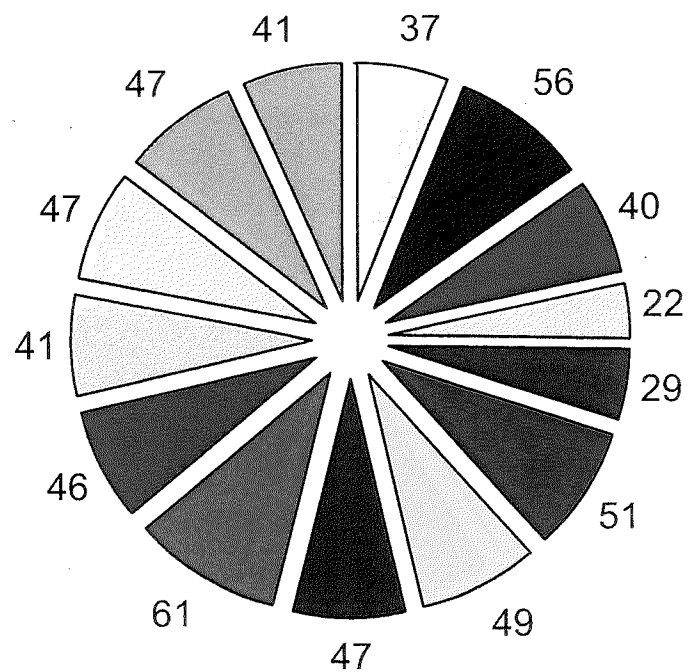


# OCC Sustained Cases by Investigator as of 12/31/2013



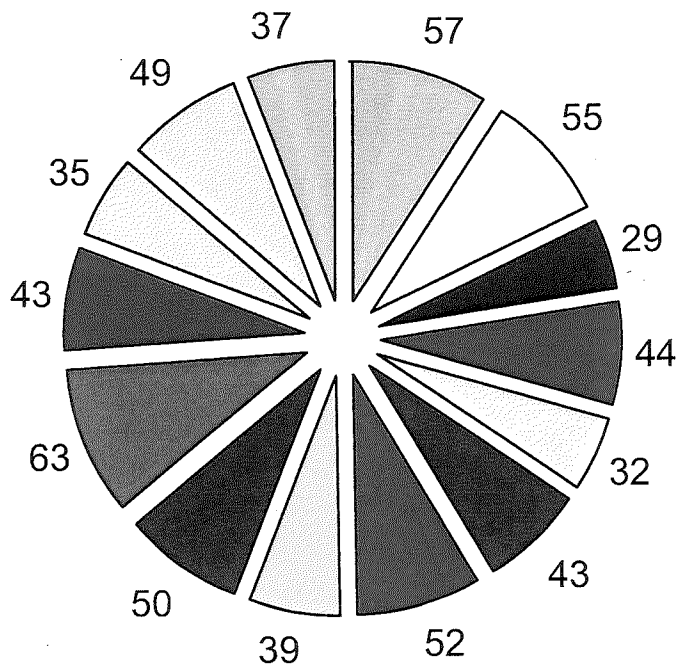
Average Sustained Cases: 3

## OCC Case Distribution - 2014 by Number



Average Case Distribution by Number: 44

## OCC Case Distribution - 2013 by Number



- 0005 0013
- 0015 0019
- 0023 0036
- 0049 0056
- 0057 0072
- 0077 0083
- 0104 0112
- 0117 0120

Average Case Distribution by Number: 45

---

**From:** Reports, Controller (CON)  
**Sent:** Wednesday, May 20, 2015 11:36 AM  
**To:** Calvillo, Angela (BOS); Gosiengfiao, Rachel (BOS); BOS-Supervisors; BOS-Legislative Aides; Kawa, Steve (MYR); Howard, Kate (MYR); Falvey, Christine (MYR); Elliott, Jason (MYR); SF Docs (LIB); CON-EVERYONE; MYR-ALL Department Heads; Sugarman, Peggy (HRD); Fisher, Stephanie (HSS); Coleridge, Marina (HSS); Wirowek, Christopher (ADM); Roach, Dan (MTA); gmetcalf@spur.org  
**Subject:** Issued; Controller's Office Report - Employee Health Protection & Promotion: An Analysis of City Workers' Compensation Data

Appendix F, Section 103 of the City Charter requires that the City Services Auditor identify the top five City departments by workers compensation claims, list the cost of these claims, and recommend ways to reduce both workplace injuries and improper claims. In accordance with those requirements, this report examines the frequency, severity, and cost of workers' compensation claims across City departments and considers ways to reduce workplace injuries through integration with other health and wellness programs.

To view the full report, please visit our Web site at:  
<http://openbook.sfgov.org/webreports/details3.aspx?id=1921>

This is a send-only e-mail address. For questions about the report, please contact Joe Lapka at (415) 554-7528 or [joe.lapka@sfgov.org](mailto:joe.lapka@sfgov.org).

Follow us on Twitter @SFController

**CITY & COUNTY OF SAN FRANCISCO**

**Office of the Controller**

City Services Auditor

# **Employee Health Protection & Promotion**

**An Analysis of City Workers' Compensation  
Data and Opportunities for Integration with  
Employee Well-being**

**May 20, 2015**



### **A Message Regarding Employee Privacy**

The information provided in this report is aggregated at the department or major sub-unit level and is not considered to be individually identifiable health information. Nevertheless, several steps have been taken to safeguard employee privacy in preparing this report. In particular, when reporting information about the severity of workers' compensation claims (i.e., the percentage of lost-time claims and average claim costs), the data have been further aggregated into 3-year totals or averages for departments that had fewer than 15 claims in any one of the three years examined in this analysis. In addition, department-level information has been omitted from this report for departments that had fewer than 10 claims total in all three years.

## SUMMARY

---

According to a recent report from the National Academy of Social Insurance (NASI, 2014), employer costs for workers' compensation amounted to \$83.2 billion in 2012. While that was down from a peak of \$89.8 billion in 2005, costs are up overall by 12% over the last ten years. As an employer of nearly 28,000 people, the City and County of San Francisco has also seen its workers' compensation costs rise in recent years. In the fiscal year ending in 2014 (FY13/14) for example, the City's costs amounted to \$61.6 million – a 12.9% increase from the prior year (\$54.5 million). Over the most recent three year period, the City's costs have increased more modestly by 3.4%. Nevertheless, as the US economy continues to grow and more people are covered by workers' compensation insurance, employer costs will naturally tend to expand. In the face of increasing healthcare costs, organizations will be under even greater pressure to defy this trend, but the implications of rising costs go beyond an employer's financial bottom line. Fundamentally, workers' compensation is about worker protection, and the steps that are taken to reduce claim frequencies and costs often translate into a safer, healthier, and more productive workforce. At the same time, workers' compensation programs provide an important safety net for the nation's workers and those programs must be sustainable over the long run. Finally, for a self-insured employer like the City and County of San Francisco, each dollar that is spent compensating an employee who has suffered a work-related injury or illness could otherwise be spent on public programs and services.

Appendix F, Section 103 of the City Charter requires that the City Services Auditor (CSA) identify the top five City departments by workers compensation claims, list the cost of these claims, and recommend ways to reduce both workplace injuries and improper claims. In accordance with those requirements, this report examines the frequency, severity, and cost of workers' compensation claims across City departments. Highlights from the data include the following:

- Departments that perform public safety functions generally have a higher rate of claims than other City departments – those with the highest average rate of claims (per 100 full time equivalent employees) over the last three years are Fire (21.4), Police (21.1), Medical Examiner (20.3), Sheriff (19.4), and Animal Care & Control (18.4).
- Compared to claims that require medical treatment only, the departments with the highest percentage of claims resulting in time off work over the last three years are the Department of Emergency Management (87.9%), District Attorney (85.7%), Fire (82.7%), Sheriff (81.5%), and Fine Arts Museum (80.8%).
- While the average cost of public safety claims generally tends to be high, the Wastewater and Water divisions of the Public Utilities Commission (PUC) are among the departments with the highest average claim cost. With respect to claims filed in fiscal year 2012, the departments with the highest average claim costs are Sheriff (\$27,780/claim), PUC – Wastewater (\$20,696/claim), Police (\$17,766/claim), PUC – Water (\$16,403), and Fire (\$16,282).

Traditionally, the broad range of workplace health, safety, and wellness programs have been managed independently by people with different backgrounds and professional training. However, there is a growing body of research, which suggests that personal risk factors have an influence on occupational

health outcomes and conversely that workers who are exposed to job hazards are more likely to engage in risk-related personal health behaviors. Moreover, other research suggests that workers in high-risk occupations may be more likely to participate in integrated safety and wellness programs than in wellness programs alone (National Institute for Occupational Safety and Health [NIOSH], 2012) (see Appendix E for a discussion of this research). Wishing to capitalize on synergies among these efforts, employers are increasingly attempting to break down the traditional silos and bring their health, safety, and wellness programs together in a coherent whole (Institute of Medicine, 2014). Following the launch of its wellness program in 2014, the City may now be poised to do the same, and create synergies among its programs that it previously could not achieve.

## **WORKERS' COMPENSATION: A BRIEF OVERVIEW**

---

Workers' compensation is a form of no-fault insurance that provides benefits to workers who are injured in the course of employment. In the US, each state independently administers its own workers' compensation program and while programs exist in all 50 states and the District of Columbia, they often vary with respect to what injuries or illnesses are covered and the level of benefits that are provided. Some states also provide exemptions for certain types of workers or for businesses with relatively few employees.

With a limited number of exceptions, every employer in California must maintain workers' compensation coverage for every employee regardless of business size. Specific benefits available to covered employees in California include the following:

|                                               |                                                                                                                                                                                                                   |
|-----------------------------------------------|-------------------------------------------------------------------------------------------------------------------------------------------------------------------------------------------------------------------|
| <b>Medical care</b>                           | Coverage of medical expenses for treatment that is reasonably required to help an employee recover from an injury.                                                                                                |
| <b>Temporary disability benefits</b>          | Compensation for lost wages when an employee is unable to work while recovering from an injury; an employee is paid 2/3 of his or her salary up to a maximum rate, which is currently set at \$1,103.29 per week. |
| <b>Permanent disability benefits</b>          | Compensation for employees who do not completely recover from an injury; benefit amounts are set by law based on the severity of the disability.                                                                  |
| <b>Supplemental job displacement benefits</b> | Financial assistance for retraining or skill enhancement when an employee cannot return to the job he or she held at the time of injury.                                                                          |
| <b>Death benefits</b>                         | Payments made to the spouse or dependents of an employee whose injury or illness results in death.                                                                                                                |

The "no-fault" nature of workers' compensation insurance means that these benefits are extended to employees for work-related injuries and illnesses regardless of who is at fault. However, in exchange



for this guaranteed coverage, an employer's losses are capped by statutory limits and employees are prevented from suing their employers over the injuries. For this reason, workers' compensation is seen as a compromise between employers and employees.

In California, there are two primary ways to obtain workers' compensation insurance coverage. The first is to purchase an insurance policy from a licensed insurer. This form of private insurance functions much like automobile insurance whereby an employer pays a premium for the policy and the insurer pays for the benefits extended to injured employees. The amount of the insurance premium is typically based on the level of expected risk and the amount of any deductibles. The second way to obtain coverage is through self-insurance, which means that the employer itself assumes financial responsibility for the costs of any claims. In order to become self-insured, an employer must demonstrate to the state through an application process that it has the financial resources to cover its expected losses. As a result, this form of insurance is more common among larger employers like city governments and large corporations. The City of San Francisco is self-insured for workers' compensation.

## **WHERE WE ARE NOW: A LOOK AT THE FREQUENCY, SEVERITY, AND COST OF WORKERS' COMPENSATION CLAIMS**

---

Work-related injuries and illnesses place a considerable burden on workers, their families, and employers, and while workers' compensation programs exist to ease that burden, it is far better to prevent illnesses and injuries from occurring in the first place. Although many factors influence the success of efforts to improve workplace safety, a crucial one is the availability of data with which to set priorities, formulate targeted interventions, and measure results (Armenti, Vincent, Nigam & Berko, 2012). Any number of metrics can be used for those purposes. In this case, we have selected a core set of measures that broadly reflect the frequency, severity, and cost of submitted claims. They are based in large part on recommendations from the National Business Group on Health (2015), which has worked for over a decade with its employer members, industry experts and researchers to develop twenty standardized metrics for employers to use in evaluating the effectiveness of their workers' compensation programs. Specifically, the metrics we use are:

- Claim frequency
- Percentage of claims resulting in lost time
- Average claim cost
- Annual costs per \$100 of payroll

In all cases the metrics are based on claim count and cost data from DHR's Workers' Compensation Division, and staffing and payroll data from the Controller's Office eMerge Division for fiscal years 2012 through 2014.<sup>1</sup> As explained above, some of the data has been omitted or aggregated into 3-year averages or totals to protect employee privacy; it will be evident in the charts below where this has

---

<sup>1</sup> Data for the San Francisco Municipal Transportation Agency (SFMTA) are excluded from this initial report as SFMTA is a separately self-insured organization. We are in the process of acquiring SFMTA's claims data and will include it in future updates.

been done. Note that only a subset of the data is discussed in the main body of the report but a full set of charts is provided in Appendices A through D.

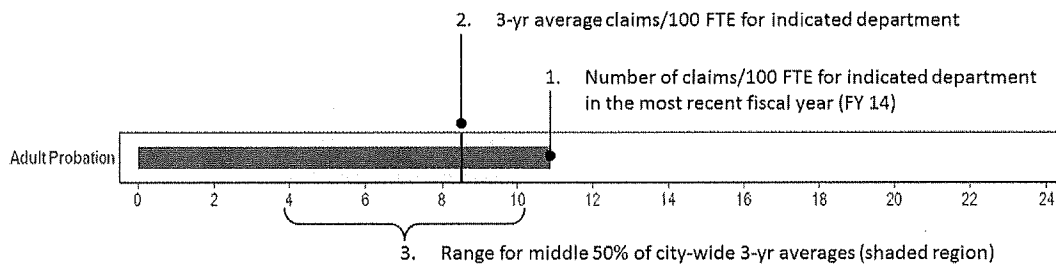
It is important to note that the metrics used in this report are influenced by many factors, including the nature of the work that is performed by a given department and the level of risk inherent in that work. As a result, it is sometimes difficult to make comparisons across departments, particularly where departmental functions and individual jobs differ. To the extent such comparisons are possible and can serve as a general point of reference for department leaders, we have attempted to facilitate them by organizing the departments into the following functional groups:

- Public safety
- Public works, transportation, commerce & recreation
- Public health, human welfare & social services
- Art & culture
- General administration & finance

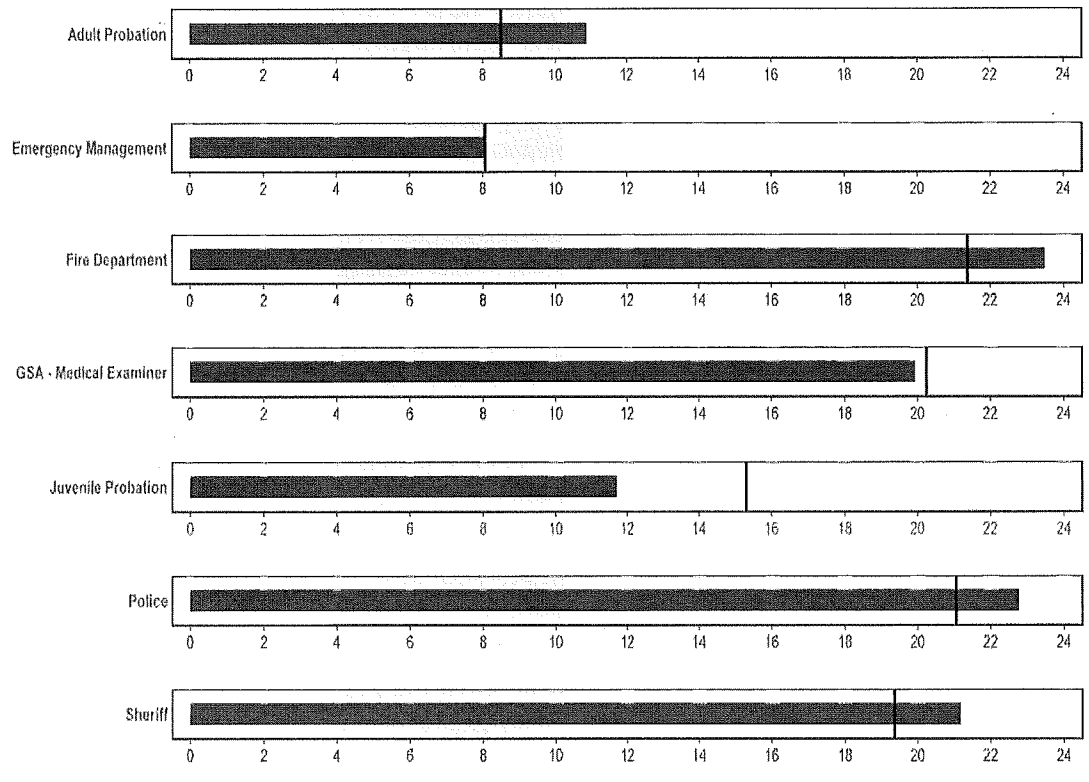
### Claim Frequency

One of the primary ways to improve employee well-being and reduce the overall cost of workers' compensation claims is to reduce the number of claims that occur (Beecher Carlson, 2013). When considering claim frequency, it is important to keep in mind that (all else being equal) larger employers tend to experience more claims simply because they have more people who are covered by workers' compensation insurance and who could possibly suffer an injury or illness. As a result, in order to compare the number of claims across departments or even track the number of claims over time within a single department, it is preferable to consider the rate at which claims occur. The rate of incidence, or claim frequency, is thus a useful metric for assessing the effectiveness of prevention efforts over time and for identifying departments that may benefit from additional or more targeted interventions. Claim frequency can be expressed in a number of different ways, such as the number of claims filed per person or the number of claims filed during a set number of working hours. Here we are using the number of claims per 100 full-time equivalent employees (FTE). Figure 1 explains how to read the claim frequency charts. The claim frequency data for the City's public safety departments are shown in Figure 2.

**Figure 1 – How to Read the Claim Frequency Charts**



**Figure 2 – Claim Frequency (per 100 FTE): Public Safety**



For a number of reasons, public safety workers such as police officers, sheriff’s deputies, and firefighters typically submit claims at a higher rate than workers in other occupations. First, there is a high level of risk inherent in the line of work, which does not exist for many other occupations. In addition, because of the risk involved in the work, when a public safety officer is injured or falls ill presumptions are often made that the condition is work-related and is therefore compensable under workers’ compensation. For the most part, these presumptions are codified in the state Labor Code and they apply to a wide variety of conditions including cancer, heart trouble, blood borne infections, and lower back injuries among others. For all of these reasons, it is generally not surprising that most public safety departments are among those in the top 25% of departments with the highest 3-year average rate of claims (i.e., the red line representing the 3-year average rate falls above the region shaded in gray). However, Figure 2 is somewhat notable in that the claim frequency for FY 14 (blue bar) exceeds the respective 3-year average in more than half of the departments. Over time, this may signify a rise in average claim frequency.

Another notable feature of Figure 2 is the difference in claim frequency between the juvenile and adult probation departments. On average over the last three years, Adult Probation has experienced claims

at a rate of 8.5 claims/100 FTE. In contrast, the rate at Juvenile Probation is 80% higher at 15.3 claims/100 FTE. If we assume that every employee works a standard full-time schedule each week, this translates into a difference of one claim for every seven people at Juvenile probation compared to one claim for every 12 people at Adult Probation. Anecdotal reports suggest that this difference may stem from the fact that the Juvenile Probation department operates a detention facility whereas Adult Probation does not. Because the detention facility operates around the clock, Juvenile Probation staff have closer and more frequent contact with their clients than their Adult Probation counterparts. In light of this apparent disparity, it may be worthwhile to consider additional or alternative safety interventions for Juvenile Probation staff.

Although the focus thus far has been on public safety occupations, there are departments outside of the public safety realm that also have relatively higher rates of incidence. Table 1 below lists the 25% of City departments with the highest average rates over the last three years. The non-public safety departments are shown in red.

**Table 1 – Top 25% of City Departments by Average Claim Frequency (per 100 FTE)**

| <b>Department</b>                      | <b>Claims/100 FTE<br/>(3-yr average)</b> |
|----------------------------------------|------------------------------------------|
| Fire Department                        | 21.4                                     |
| Police                                 | 21.1                                     |
| GSA - Medical Examiner                 | 20.3                                     |
| Sheriff                                | 19.4                                     |
| <b>GSA - Animal Care &amp; Control</b> | <b>18.4</b>                              |
| <b>GSA - Central Shops</b>             | <b>17.2</b>                              |
| <b>Recreation &amp; Parks</b>          | <b>16.2</b>                              |
| <b>DPH - Community Health Network</b>  | <b>16.1</b>                              |
| Juvenile Probation                     | 15.3                                     |
| <b>PUC - Water Department</b>          | <b>12.9</b>                              |
| Port                                   | 11.5                                     |
| <b>PUC - Wastewater</b>                | <b>10.2</b>                              |
| <b>GSA – Public Works</b>              | <b>10.2</b>                              |

### Percentage of Claims Resulting in Lost Time

Generally speaking, workers' compensation claims can be classified in one of two ways – those that require medical care only, and those that result in time away from work. Medical-only claims may involve varying degrees of medical attention but they do not result in time off of work. In contrast, when workers are injured and a medical professional determines that they are unable to return to their pre-injury positions or work in another capacity for the same employer for a period of time beyond a state mandated 3-day waiting period, the employees are considered to be Temporarily

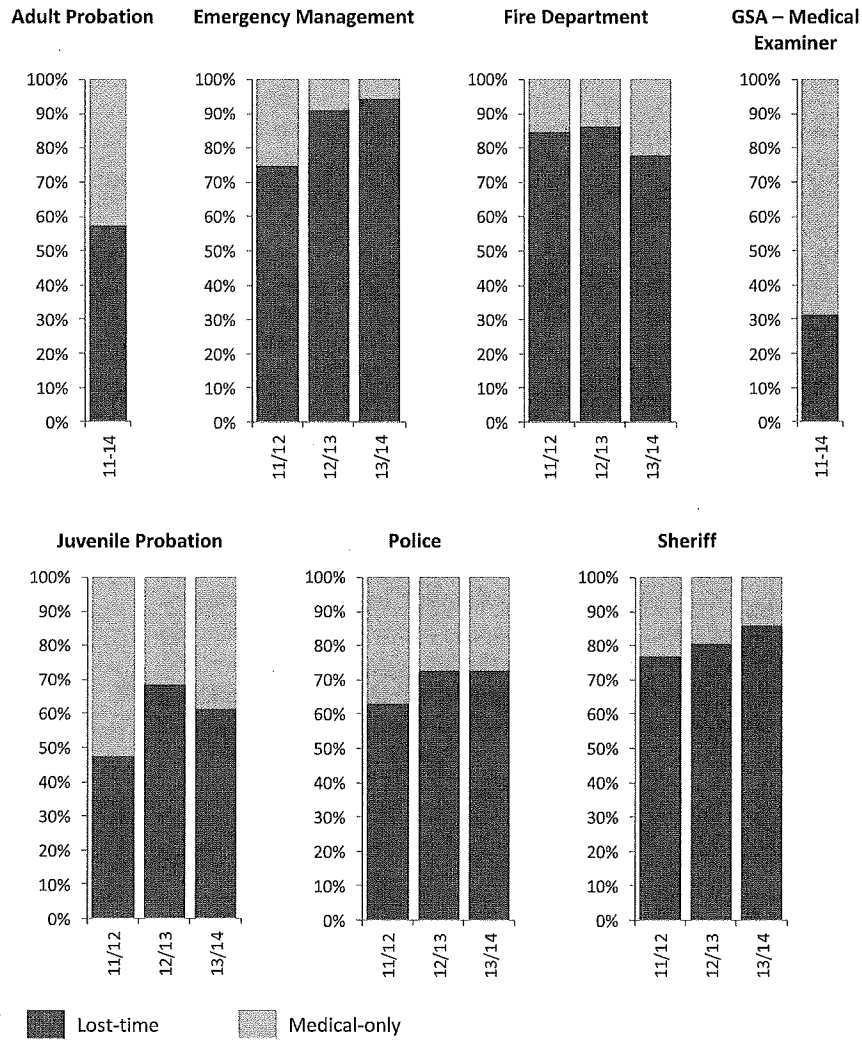
Totally Disabled. These claims in particular have significant implications for employees and employers. To begin with, by definition they involve injuries that are severe enough to result in disability. Furthermore, while workers' compensation programs provide wage replacement benefits for temporarily disabled employees who cannot work, the benefits only cover 2/3 of an employee's salary up to a maximum of \$1,103.29 per week. As a result, lost-time claims may have greater impacts on an employee's physical health and financial well-being than many medical-only claims.<sup>2</sup> From an employer's perspective, these claims also tend to be more costly. For example, according to an analysis published in 2012 by the Oliver Wyman Group's actuarial practice, lost-time claims represent only 25% of total claims nationwide but they account for 95% of total benefit costs. To illustrate this point further, they reported that the average cost of lost-time claims filed in New York State in 2008 amounted to \$73,055, while the average cost of medical-only claims during that same time was only \$1,092. Beyond the huge difference in costs, lost-time claims can also impact a work unit's productivity and the quality of its services. For all of these reasons, the percentage of claims resulting in lost time is an important metric for departments to monitor and address.

Figure 3 on the next page shows the percentage of claims resulting in lost time for the City's public safety departments. Again due to the nature of the work, these departments may tend to have higher percentages of disability claims overall. However, note the relatively low percentage of lost-time claims filed by employees in the Medical Examiner's office. As shown in Table 1 above, the Medical Examiner has the third highest rate of claims in the City but Figure 3 reveals that a significant portion of those claims are medical-only. This could perhaps suggest that the impacts felt by the department relate more to employee well-being than to issues like productivity. In contrast, over the last three years the Department of Emergency Management (DEM) has consistently experienced a higher percentage of lost-time claims than the Police and Sheriff departments, and it had a higher percentage of such claims than the Fire Department in the last two out of three years. Departments outside of the public safety realm that have a relatively higher proportion of disability claims may also face workload challenges when employees are (perhaps unexpectedly) placed on disability leave. Table 2 (page 11) lists the City departments for which more than 60% of claims have resulted in lost time over the last three years. Departments shown in red are those that also appear in Table 1 (i.e., those with the highest rates of incidence).

---

<sup>2</sup> Because employees are allowed to supplement disability benefits with accrued leave (e.g., sick or vacation pay), financial impacts may be more likely in situations where the employee has exhausted his or her leave.

**Figure 3 – Percentage of Claims Resulting in Lost Time: Public Safety**



**Table 2 – City Departments with Highest Percentage of Lost-time Claims (FY 12-14)**

| <b>Department</b>             | <b>Percentage of Lost-time Claims</b> |
|-------------------------------|---------------------------------------|
| Emergency Management          | 87.9                                  |
| District Attorney             | 85.7                                  |
| <b>Fire Department</b>        | 82.7                                  |
| <b>Sheriff</b>                | 81.5                                  |
| Fine Arts Museum              | 80.8                                  |
| Assessor/Recorder             | 80.0                                  |
| Building Inspection           | 77.8                                  |
| <b>Police</b>                 | 70.2                                  |
| Public Defender               | 69.2                                  |
| Treasurer/Tax Collector       | 69.0                                  |
| Environment                   | 66.7                                  |
| Public Library                | 63.8                                  |
| Human Resources               | 63.6                                  |
| <b>PUC - Water Department</b> | 60.3                                  |

PUC = Public Utilities Commission

### Average Claim Cost

Lost-time claims generally tend to be more costly because they involve medical and wage replacement benefits for injuries and illnesses that have left someone totally disabled, at least for a period of time. The average cost per claim can thus serve as another general measure of claim severity. The average cost per claim is calculated by dividing the number of claims filed in a particular year by the total cost that has been incurred to date. Because of the time it typically takes for claims to be reviewed and processed, the average cost of claims filed in more recent years may appear to be lower simply because an insufficient amount of time has passed for the costs to develop. This is why virtually all of the charts in Appendix C exhibit a general downward trend. As the data mature over time, these charts can provide insight into the effectiveness of the City's efforts to prevent injuries and improve employee well-being. In the meantime, the focus of this report is on the average cost of claims filed in FY 12. This information is provided below in Table 3 for the departments that had enough claims to meet our threshold for reporting single-year data.

For many of the same reasons that public safety occupations tend to have higher rates of claim incidence, they also tend to have more costly claims. This is evident in the table below. Some departments in the public works, transportation, commerce & recreation group also have relatively high average claim costs. In particular, the Water Department ranks higher in the list than the Fire Department, and the Wastewater Department outranks both the Fire and Police departments.

**Table 3 – Average Claim Cost (FY 12)**

| <b>Department</b>                    | <b>Avg. Cost</b> | <b>Group</b>                                    |
|--------------------------------------|------------------|-------------------------------------------------|
| Sheriff                              | \$27,780         | <b>Public Safety</b>                            |
| PUC - Wastewater                     | \$20,696         | <b>Pub. Works, Trans., Commerce &amp; Rec</b>   |
| Police                               | \$17,766         | <b>Public Safety</b>                            |
| PUC - Water Department               | \$16,403         | <b>Pub. Works, Trans., Commerce &amp; Rec</b>   |
| Fire Department                      | \$16,282         | <b>Public Safety</b>                            |
| GSA - Public Works                   | \$11,365         | <b>Pub. Works, Trans., Commerce &amp; Rec</b>   |
| Juvenile Probation                   | \$11,062         | <b>Public Safety</b>                            |
| Public Library                       | \$10,816         | <b>Art &amp; Culture</b>                        |
| PUC - Hetch Hetchy                   | \$10,236         | <b>Pub. Works, Trans., Commerce &amp; Rec</b>   |
| Port                                 | \$8,662          | <b>Pub. Works, Trans., Commerce &amp; Rec</b>   |
| Recreation & Parks                   | \$7,703          | <b>Pub. Works, Trans., Commerce &amp; Rec</b>   |
| GSA - Real Estate Services           | \$6,160          | <b>General Administration &amp; Finance</b>     |
| Airport                              | \$5,516          | <b>Pub. Works, Trans., Commerce &amp; Rec</b>   |
| Emergency Management                 | \$5,084          | <b>Public Safety</b>                            |
| PUC - Administration                 | \$4,927          | <b>Pub. Works, Trans., Commerce &amp; Rec</b>   |
| DPH - Population Health & Prevention | \$4,858          | <b>Pub. Health, Hum. Welfare &amp; Soc. Svc</b> |
| Human Services                       | \$4,419          | <b>Pub. Health, Hum. Welfare &amp; Soc. Svc</b> |
| DPH - Community Health Network       | \$4,192          | <b>Pub. Health, Hum. Welfare &amp; Soc. Svc</b> |

DPH = Department of Public Health; GSA = General Services Agency

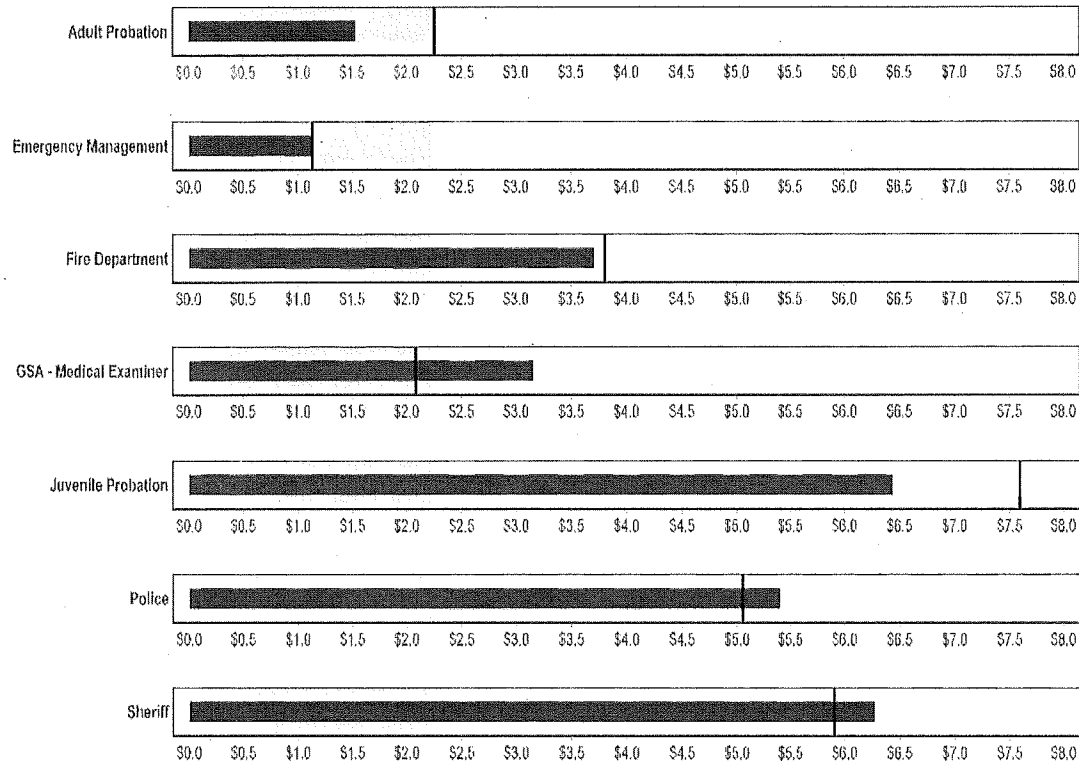
Recognizing the relatively high average cost of claims among divisions of the Public Utilities Commission (PUC), the City's Workers' Compensation Division launched a pilot program in 2014 that seeks to create temporary transitional work assignments for positions that have high rates of injuries but limited opportunities for modified duty. The potential benefits of this program are two-fold. First, it may directly reduce the PUC's temporary disability payout by placing workers in alternative positions while they recover rather than having them go out on temporary disability. Second, research suggests that return to work programs may contribute to better outcomes for injured workers (Shaw, Hong, Pransky & Loisel, 2008) and may thus reduce the medical costs of claims. This pilot is the first of its kind for the City of San Francisco and if it shows signs of success, it could serve as a model for other departments. In rolling out this program on a broader scale, the City could potentially look for other ways to support it. For example, a detailed review of workplace-based return to work interventions found evidence to suggest that disability duration is reduced not just by work accommodation offers but also by the involvement of a designated return to work coordinator (Franche et al., 2005) who facilitates communication among the injured employee and the treating physician to determine what work can be done safely within the work restrictions placed on the employee and to identify a suitable alternative position. Such coordinators may also assist managers in monitoring the work status of employees and the expected timelines for their return to full regular duty.



## Annual Costs per \$100 of Payroll

At the City and County of San Francisco, the costs of workers' compensation claims are borne by the department where the employee worked at the time of the injury. As a result, departments must account for their expected losses when developing their budgets. One metric that can be useful for this purpose is Annual costs per \$100 of payroll, which reflects total spending levels in a given year regardless of when the claims were filed. Like the claim frequency data above, the annual cost data are expressed relative to payroll to facilitate comparisons across departments or within a single department over time. The charts below are read the same way as the claim frequency charts in that the horizontal blue bar represents the amount spent on workers' compensation claims per \$100 of payroll in the most recent fiscal year (FY 14), the red line represents the average amount spent over the last three years, and the gray shaded region represents the range where most (i.e., 50%) of the departmental 3-year averages fall (the bottom 25% and top 25% of departments fall below and above the shaded region, respectively). The data for the public safety departments are shown below in Figure 4 and a full set of the charts is provided in Appendix D.

Figure 4 – Annual Costs per \$100 of Payroll: Public Safety



As with the claim frequency data, there is a large difference between the Juvenile and Adult Probation departments. Over the last three years, Adult probation has spent an average of about \$2.25 on workers' compensation claims per \$100 of payroll while Juvenile Probation's loss rate is more than three times higher, exceeding that of both the Sheriff and Police departments.

## **THE INTERSECTION BETWEEN HEALTH PROTECTION AND PROMOTION**

Under the Occupational Safety and Health Act of 1970, employers are required to provide their employees with safe and healthy workplaces. A wide variety of approaches are used to accomplish this goal including occupational safety programs to eliminate recognized hazards, and ergonomic programs to prevent or minimize cumulative trauma disorders and repetitive motion injuries. These programs typically operate in the realm of what may be referred to as health protection – legislation, policies, and practices intended to limit the risk of exposure to physical, chemical, biological, and other hazards. In contrast, health promotion takes a somewhat broader view in that while it is concerned with avoiding sickness and disease, it is based on the premise that health is a resource of everyday life and it seeks to expand one's potential for living (Madi & Hussain, 2008). Given that many people spend a majority of their waking hours at work, the workplace is also now recognized as an ideal setting for promoting personal health and well-being (Commission on Health and Safety and Workers' Compensation, 2010); to that end, a growing number of employers are additionally implementing wellness programs to encourage healthy behaviors among their employees.

Traditionally, the broad range of health, safety, and wellness programs have been managed more or less independently of one another by people with different backgrounds and professional training (Institute of Medicine, 2014). However, there is a growing body of research, which suggests that personal risk factors have an influence on occupational health outcomes and conversely that workers who are exposed to job hazards are more likely to engage in risk-related personal health behaviors. Moreover, there is additional research that suggests workers in high-risk occupations may be more likely to participate in integrated safety and wellness programs than in wellness programs alone (NIOSH, 2012). Wishing to capitalize on synergies among these strategies, employers are increasingly attempting to break down the traditional silos and bring their health, safety, and wellness programs together in a coherent whole (Institute of Medicine, 2014). With the launch of its wellness program in 2014, the City may have opportunities to forge ties across its own programs, which did not previously exist. This section of the report provides a brief overview of the City's new wellness program and suggests some steps the City could take to integrate its health protection and promotion programs.

### **About the City's Wellness Program**

San Francisco's Health Service System (HSS) administers health benefits for employees and retirees of the City & County of San Francisco, the San Francisco Unified School District, the San Francisco Community College District and the San Francisco Superior Court. In FY 12/13, more than 108,000 people were enrolled in medical plans administered by HSS. In an effort to provide high-quality health benefits for such a large population in a sustainable manner, HSS has in recent years launched a number of initiatives aimed at reducing insurance costs and directly improving the quality of care.

More recently, HSS has supplemented these initiatives with a greater focus on employee wellness. Recognizing that work environments, work culture, and co-worker behavior can significantly impact the health of individual employees, HSS partnered with the Mayor's Office, the Controller's Office, and the Department of Human Resources to launch a comprehensive wellness plan for City employees in 2014. Now in its first full year of implementation, the plan is focused on inspiring and supporting healthy choices about exercise, nutrition, preventive care, stress management, and emotional well-being as a means of addressing a variety of health risk factors and chronic conditions. The wellness program achieves this through three activities:

- providing access to individual-level services that support healthy behaviors,
- creating a culture of wellness at the workplace that supports and promotes healthy behaviors, and
- offering targeted interventions for specific risks.

Efforts in the inaugural year (2014) focused primarily on building the program infrastructure by engaging with stakeholders; increasing wellness program benefit and service offerings; motivating employees to utilize the available benefits and services; and developing greater capacity for data collection, reporting, and analytics. A February 2015 status report on the Wellness Plan summarizes the Health Service System's many accomplishments in this area including the following:

- the development of a 177-person Champion Network across City departments,
- expansion of the HSS Wellness Team to include six positions,
- implementation of a Well-being Assessment (WBA) to all City and County employees to establish a baseline understanding of well-being and measurement of the population,
- opening of the HSS Wellness Center,
- continued Employee Assistance Program (EAP) counseling and organizational wellness services,
- expansion of the onsite flu shot clinic program for over 3,000 employees and retirees, and
- completion of a request for proposal (RFP) process for an all-payer claims database (APCD) that will allow HSS to better understand the cost, quality, and utilization of health care through combined analysis of WBA and medical claims data.

With regard to the APCD in particular, the system will collect data on medical claims, pharmacy claims, and eligibility from private health care providers. In order to protect employee privacy, the information from each system will be sent to an external company that links the data at the individual employee level. The external company will then de-identify the data in accordance with requirements under the federal Health Insurance Portability and Accountability Act (HIPAA). The APCD will allow for analysis of cost and utilization trends, gaps in care, disease management programs, and wellness initiatives. An APCD vendor has been procured and the implementation phase is currently in progress.

Looking forward, the Wellness Plan status report also outlines key priorities for 2015. Among those priorities are:

- working in concert with DHR to enhance cross-promotion of programs and services,
- increasing personalized communications with department leaders and the labor unions,
- performing an initial analysis of combined WBA and medical claims data using the APCD, and
- collaborating with the Wellness Plan sponsor departments to analyze other relevant data, such as workers' compensation and leave utilization.

## **Potential Opportunities for Integrating Health Protection and Promotion at the City and County of San Francisco**

---

Success in integrating health protection and promotion efforts can best be achieved through development of a comprehensive plan that considers organizational needs, resources, programs, and budgets in the design and implementation of targeted interventions. While we generally recommend that the City engage in such a process for development of a long-term plan, the following examples illustrate practical steps that could be taken toward program integration based on the stated goals of the Wellness Program for 2015 and the research discussed in Appendix E.

### **1. Develop a comprehensive resource directory for use in cross-promoting programs and services.**

While many employee benefits and wellness program offerings are available to all City employees, eligibility for some benefits and programs depends on certain factors such as enrollment in a particular health benefits plan or membership in a specific union. A comprehensive health, safety, and wellness resource directory could aid program staff in addressing the lifestyle or occupational health issues of individuals in a more holistic manner. For example, clinicians in the City's Medical Provider Network who manage work-related illnesses and injuries could use such a resource when they identify risk factors or co-morbidities that may benefit from referral to other programs and services.

### **2. Following the launch of the APCD, expand its scope to include data on workers' compensation claims, accident and injury reports, leave utilization, and other relevant data.**

Development of such an integrated data set would allow for deeper analyses that facilitate implementation and evaluation of more targeted health and wellness interventions. For example, by linking workers' compensation and group health insurance data, it may be possible to better assess the effectiveness of workers' compensation interventions. The addition of leave data may also enable evaluation of various medical care approaches on job productivity.

### **3. Develop metrics and dashboards that provide greater visibility into the utilization and performance of integrated program components.**

Accurate information about program performance is essential for guiding future decisions, particularly when attempting to coordinate the activities of programs across multiple City departments. Development of program dashboards could streamline reporting and facilitate communications with department heads, labor unions, and other key stakeholders.

## CONCLUSION

---

In summarizing the body of research supporting integrated approaches to employee well-being, NIOSH (2012, p. 12) concludes:

**“Wellness programs that fail to address the hazards of work miss significant sources of health-related problems and costs, both to individual workers and employers. At the same time, occupational health and safety programs that ignore life risks may be underestimating workers’ understanding of the complexities of health and well-being.”**

Employers typically address employee health issues through a multitude of programs including occupational health and safety, ergonomics, workers’ compensation, medical leaves, health benefits, employee assistance, and workplace wellness among others. The data in the opening section of this report show that the City’s workers’ compensation program alone has significant implications for the health and well-being of employees and their families, the City’s finances, and the level and quality of the City’s services. Each of these programs is important in its own right but the traditional approach of managing them more or less independently may fail to capitalize on synergies that can lead to even better outcomes for the City, its staff, and its citizens.

In the wake of research that has revealed close connections between occupational and personal health outcomes, many employers are attempting to address employee health, safety, and wellness in a more integrated and holistic manner. The examples provided in Appendix E reveal how a few employers have approached this task and the suggestions above illustrate how the City might do the same. However, each organization must identify and implement solutions that are unique to its individual circumstances. Fortunately, resources are available for that purpose. The California Commission on Health and Safety and Workers’ Compensation (2012), for example, has developed guidelines for integrating occupational health and safety with workplace wellness programs. The National Institute of Occupational Safety and Health (NIOSH) within the Centers for Disease Control and Prevention has also launched an initiative known as Total Worker Health, which provides a whole host of resources for integrating health protection and health promotion practices, policies, and systems.<sup>3</sup> In the words of NIOSH director Dr. John Howard, “Total Worker Health is more than the sum of its parts—protection and promotion—it is a synthesis of all aspects of health that create worker well-being... The work of ensuring protection will never be completely done, but, at the same time, as we continue to perfect that work, we strive to give workers more than they got from us before—we strive to ensure for them Total Worker Health” (Howard, 2014). With the recent launch of the City’s wellness program as a joint venture by HSS, DHR, the Controller’s Office, and the Mayor’s Office, the City may be poised now more than ever to create value in the form of health and wellness that may not have been possible before.

---

<sup>3</sup> For more information, see <http://www.cdc.gov/niosh/twh/>.

## REFERENCES

---

- Armenti, K., Vincent, H., Rishika, N., & Berko, A. (2012, June). Exploring New Hampshire Workers' Compensation Data for its Utility in Enhancing the State's Occupational Health Surveillance System. Proceedings from the Use of Workers' Compensation Data for Occupational Safety and Health Workshop, Washington, DC. Retrieved from <http://www.cdc.gov/NIOSH/docs/2013-147/pdfs/2013%E2%80%93147.pdf>.
- Beecher Carlson. (2013). 2013 Hospital Workers' Compensation Benchmark Study. Retrieve from <http://www.beecher-carlson.com/company-news/beecher-carlson-releases-2013-hospital-workers-compensation-benchmark-study>.
- City and County of San Francisco. (2014). Wellness Plan Draft. Retrieved from [http://myhss.org/downloads/board/regular\\_meetings/2014/RM\\_081414\\_WellnessPlanSponsorsDraft.pdf](http://myhss.org/downloads/board/regular_meetings/2014/RM_081414_WellnessPlanSponsorsDraft.pdf).
- City and County of San Francisco. (2015). Wellness Plan: 2014 Accomplishments & 2015 Priorities. Retrieved from [http://myhss.org/downloads/board/regular\\_meetings/2015/RM\\_021215\\_WellnessReports.pdf](http://myhss.org/downloads/board/regular_meetings/2015/RM_021215_WellnessReports.pdf).
- Commission on Health and Safety and Workers' Compensation. (2010). The Whole Worker. Retrieved from <http://www.dir.ca.gov/chswc/>.
- Dement, J. M., Pompeii, L., Ostbye, T., Epling, C., Lipscomb, H., James, T., Jacobs, M., Jackson, G., & Thomann, W. (2004). An Integrated Comprehensive Occupational Surveillance System for Health Care Workers. *American Journal of Industrial Medicine*, 45, 528-538.
- Franche, R. L., Cullen, K., Clarke, J., Irvin, E., Sinclair, J. F. (2005). Workplace-Based Return-to-Work Interventions: A Systematic Review of the Quantitative Literature. *Journal of Occupational Rehabilitation*, 15(4).
- Howard, J. (2014, October). Keynote address at the 1<sup>st</sup> International Symposium to Advance Total Worker Health™. Bethesda, MD. Retrieved from <http://www.cdc.gov/niosh/twh/>.
- Institute of Medicine. (2014). Promising and Best Practices in Total Worker Health™ Workshop Summary. Washington, DC: The National Academies Press. Retrieved from <http://www.nap.edu/catalog/18947/promising-and-best-practices-in-total-worker-health-workshop-summary>.
- Madi, HH & Hussain, SJ. (2008). Health protection and promotion: evolution of health promotion: a stand-alone concept or building on primary health care? *Eastern Mediterranean Health Journal*, 14(Supplement), S15-S22.
- Musich, S., Napier, D., & Edington, D. W. (2001). The Association of Health Risks with Workers' Compensation Costs. *Journal of Occupational and Environmental Medicine*, 43, 534-541.

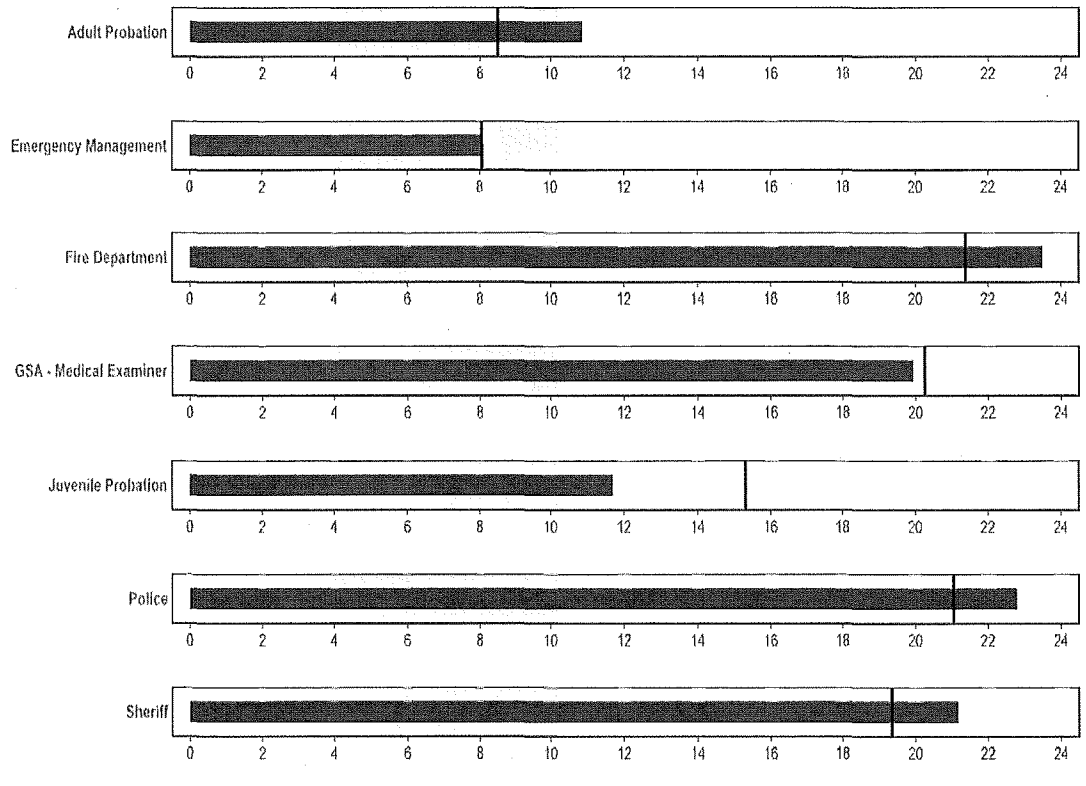
- NASI. (2014). *Workers' Compensation: Benefits, Coverage, and Costs 2012*. Retrieved from <http://www.nasi.org/research/2014/report-workers-compensation-benefits-coverage-costs-2012>.
- NBER. (2009). *Employer-sponsored Health Insurance and the Promise of Health Insurance Reform (Working Paper 14839)*. Retrieved from <http://www.nber.org/papers/w14839>.
- NIOSH. (2012). *The NIOSH Total Worker Health Program: Seminal Research Papers*. [Research Compendium]. Washington, DC: U.S. Department of Health and Human Services, Public Health Service, Centers for Disease Control and Prevention, National Institute for Occupational Safety and Health. Retrieved from <http://www.cdc.gov/niosh/programs/totalworkerhealth/>.
- NIOSH. (2014). *Guidelines for Implementing Total Worker Health™ Programs*. Retrieved from <http://www.cdc.gov/niosh/twh/reports.html>.
- Oliver Wyman. (2012). *Examining Costs and Trends of Workers Compensation Claims in New York State*. Retrieved from <http://www.oliverwyman.com/insights/publications/2013/mar/examining-costs-and-trends-of-workers-compensation-claims-in-new.html#.VO51AU10xEY>.
- Ostbye, T., Dement, J. M., & Krause, K. (2007). *Obesity and Workers' Compensation*. *Archives of Internal Medicine*, 167, 766-773.
- Pompeii, L. A., Dement, J. M., Schoenfisch, A., Myers, D., & Ostbye T. (2012, June). *The Advantages of Combining Workers' Compensation Data with Other Employee Databases for Surveillance of Occupational Injuries and Illnesses in Hospital Workers*. Proceedings from the Use of Workers' Compensation Data for Occupational Safety and Health Workshop, Washington, DC. Retrieved from <http://www.cdc.gov/NIOSH/docs/2013-147/pdfs/2013%E2%80%93147.pdf>.
- RAND Corporation. (2013). *Workplace Wellness Programs Study*. Retrieved from [http://www.rand.org/pubs/research\\_reports/RR254.html](http://www.rand.org/pubs/research_reports/RR254.html).
- Reardon, J. (1998). *The History and Impact of Worksite Wellness*. *Nursing Economics*, May/June, 117-121.
- Shaw, W., Hong, Q., & Pransky, G. (2008). *A Literature Review Describing the Role of Return-to-Work Coordinators in Trial Programs and Interventions Designed to Prevent Workplace Disability*. *Journal of Occupational Rehabilitation*, 18, 2-15.
- Sorensen, G., Stoddard, A., Hammond, S., Hebert, J., Avrunin, J., and Ockene, J. (1996) *Double Jeopardy: Workplace Hazards and Behavioral Risks for Craftspersons and Laborers*. *American Journal of Health Promotion*: May/June 1996, Vol. 10, No. 5, pp. 355-363.

**APPENDIX A – CLAIM FREQUENCY (per 100 FTE)**

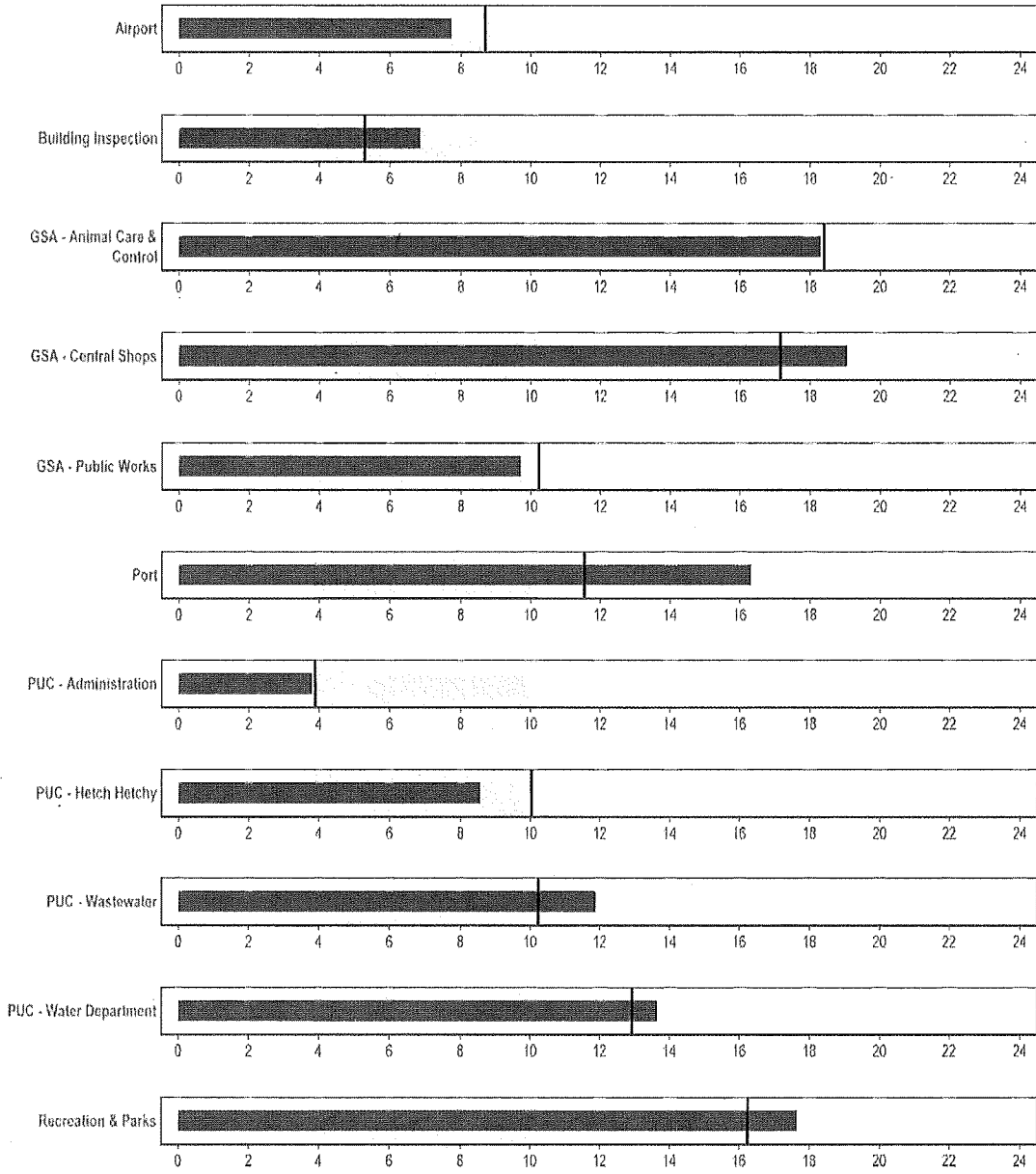
---




**Figure A-1 - Claim Frequency (per 100 FTE): Public Safety**



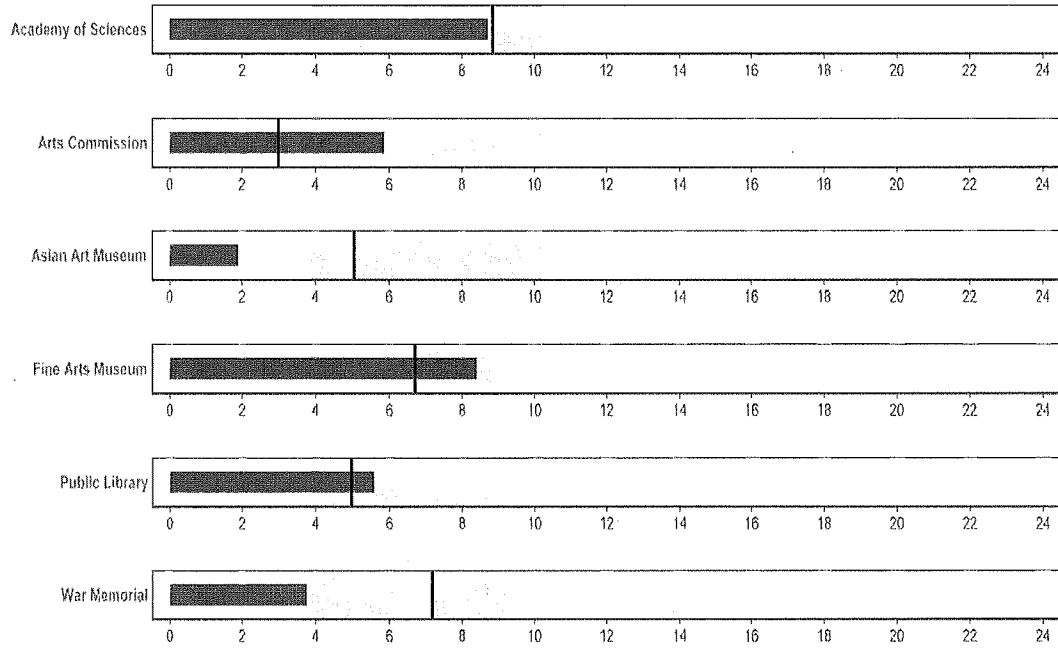
**Figure A-2 - Claim Frequency (per 100 FTE): Public Works, Transportation, Commerce & Recreation**



**Figure A-3 - Claim Frequency (per 100 FTE): Public Health, Human Welfare & Social Services**



**Figure A-4 - Claim Frequency (per 100 FTE): Art & Culture**



**Figure A-5 - Claim Frequency (per 100 FTE): General Administration & Finance**

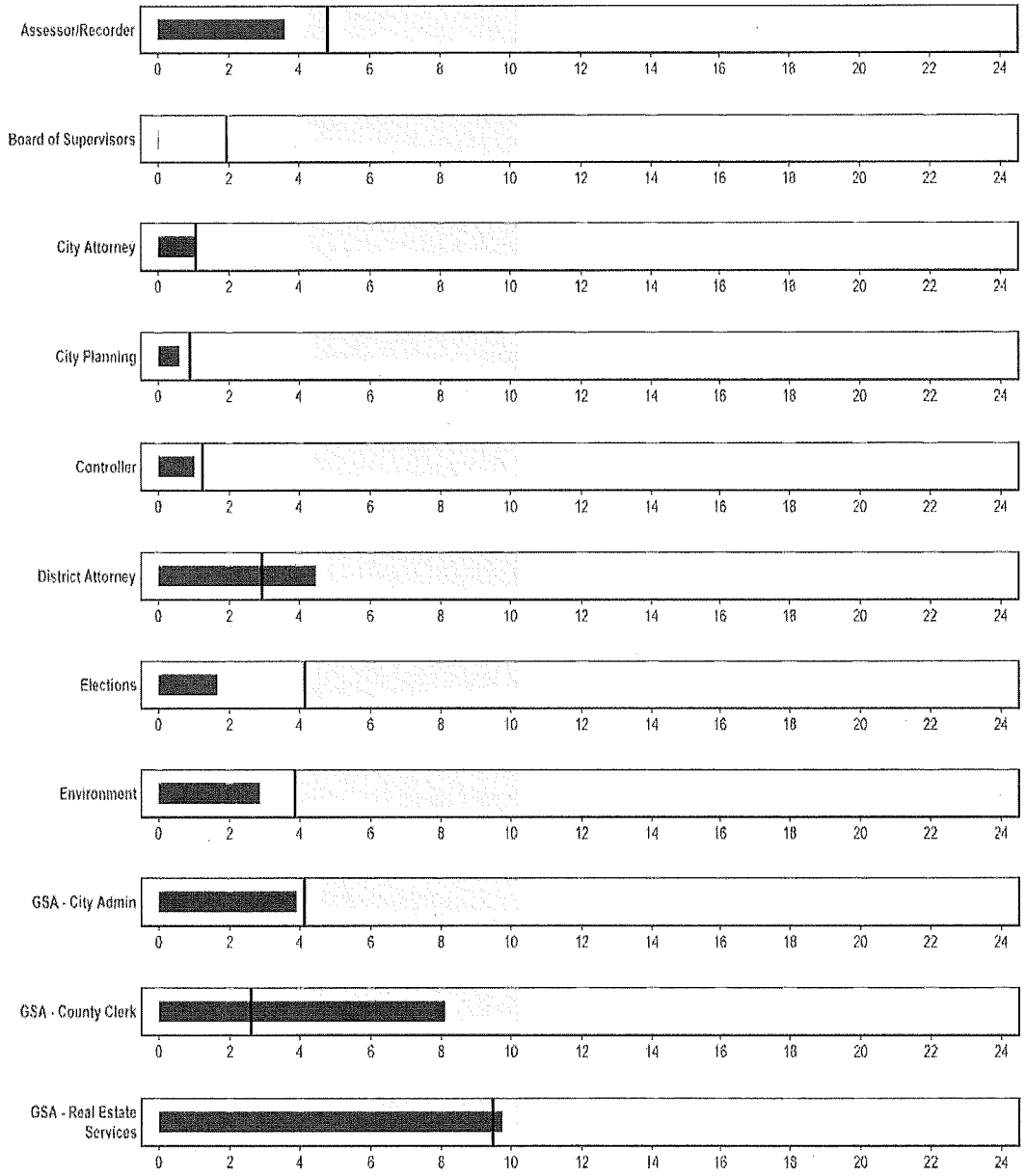
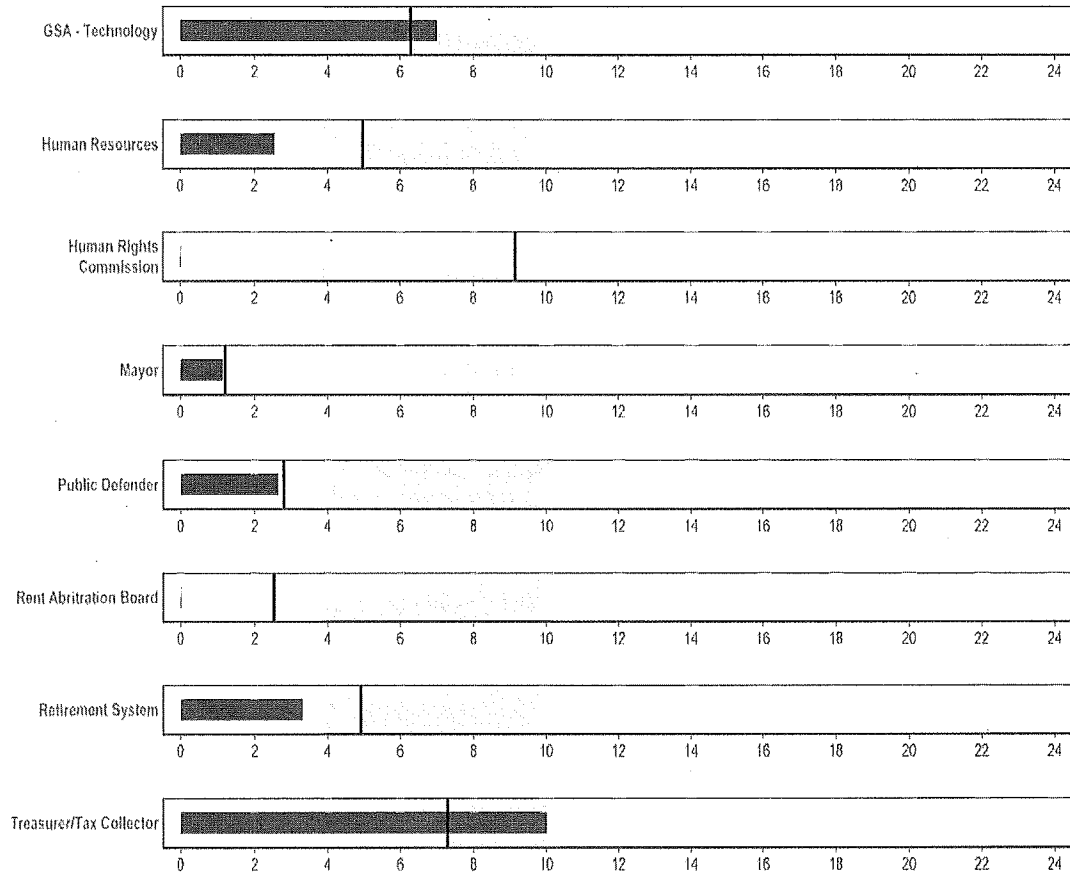


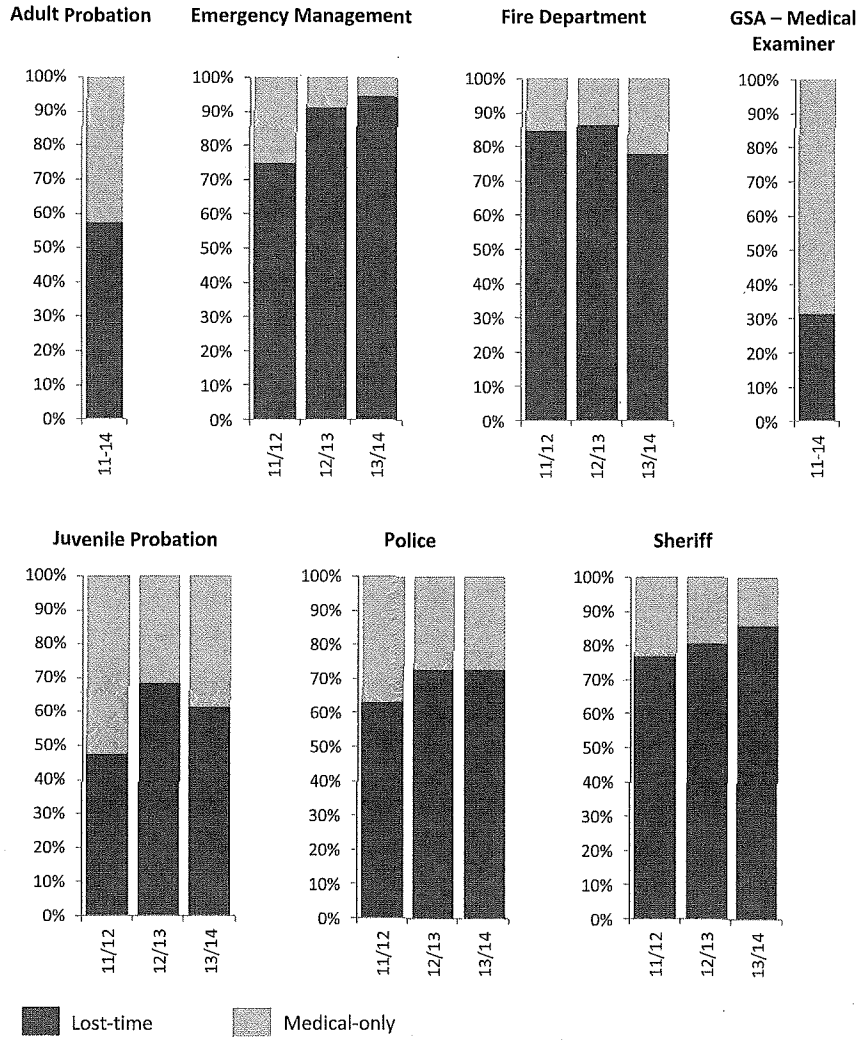
Figure A-5 - Claim Frequency (per 100 FTE): General Administration & Finance (continued)



**APPENDIX B – PERCENTAGE OF CLAIMS RESULTING IN LOST TIME**

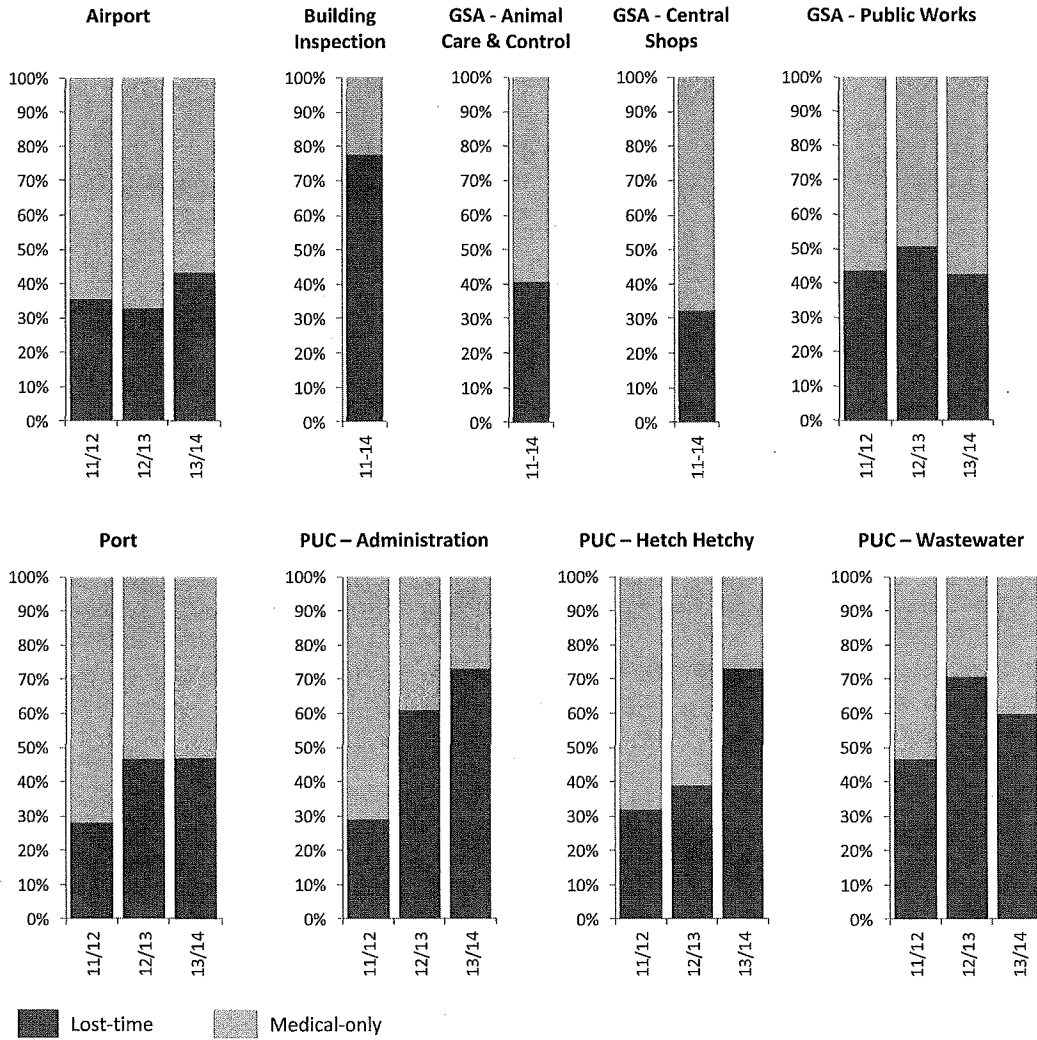
---

**Figure B-1 – Percentage of Claims Resulting in Lost Time: Public Safety**

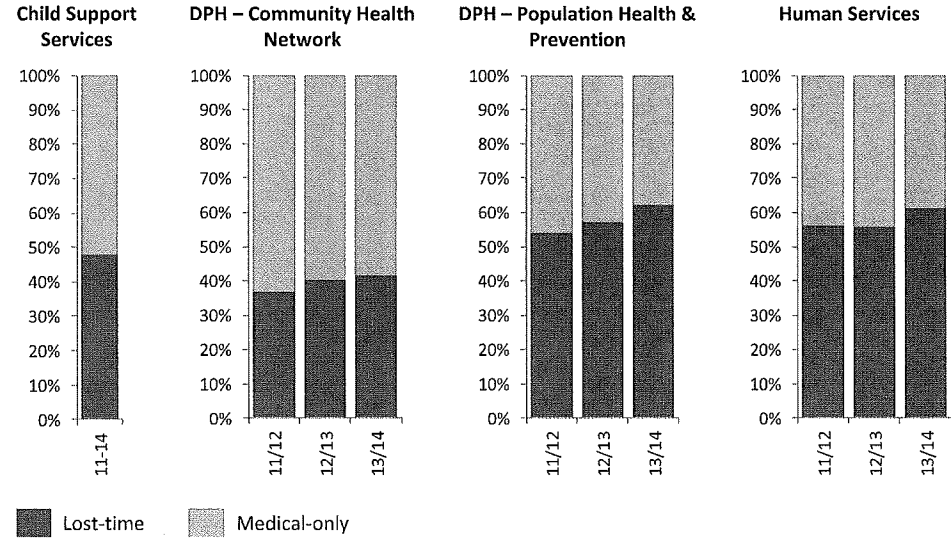




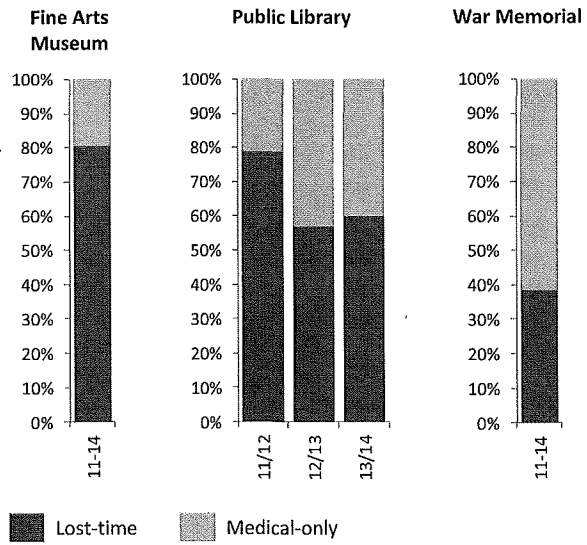
**Figure B-2 – Percentage of Claims Resulting in Lost Time: Public Works, Transportation, Commerce & Recreation**



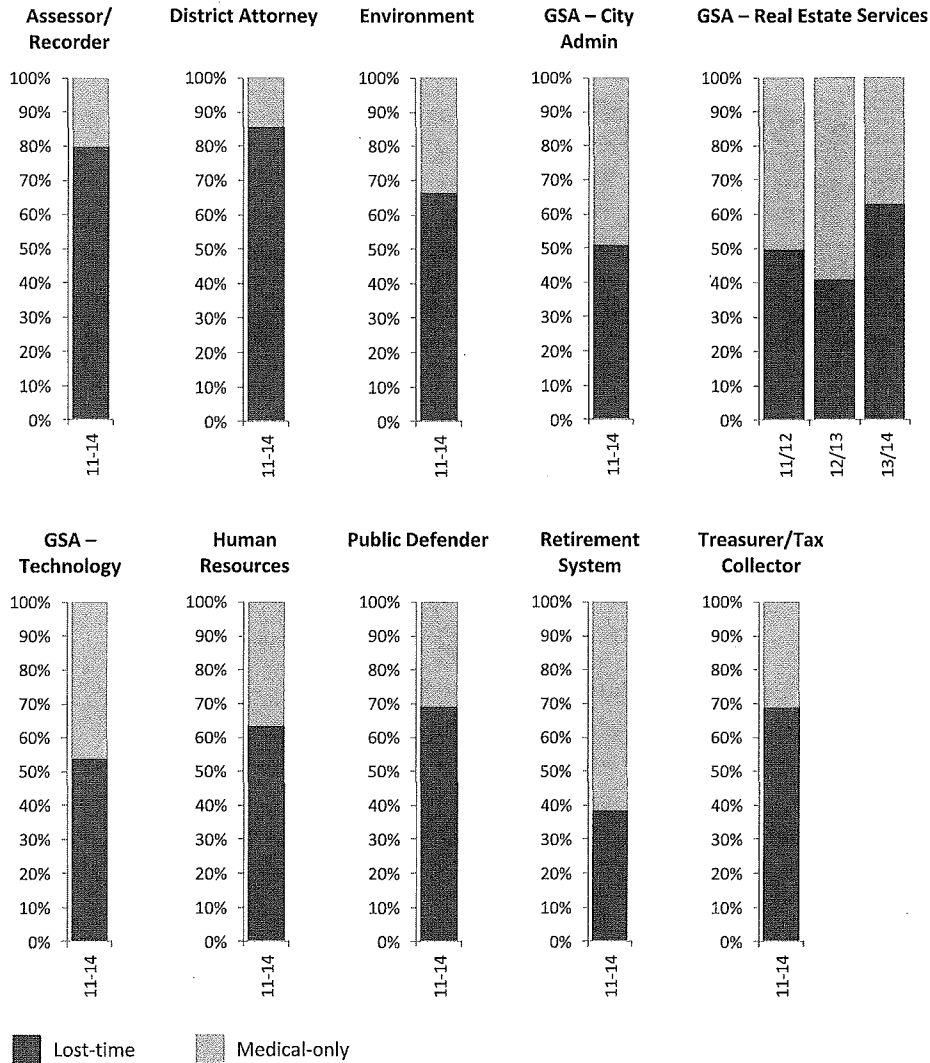
**Figure B-3 – Percentage of Claims Resulting in Lost Time: Public Health, Human Welfare & Social Services**



**Figure B-4 – Percentage of Claims Resulting in Lost Time: Art & Culture**



**Figure B-5 – Percentage of Claims Resulting in Lost Time: General Administration & Finance**

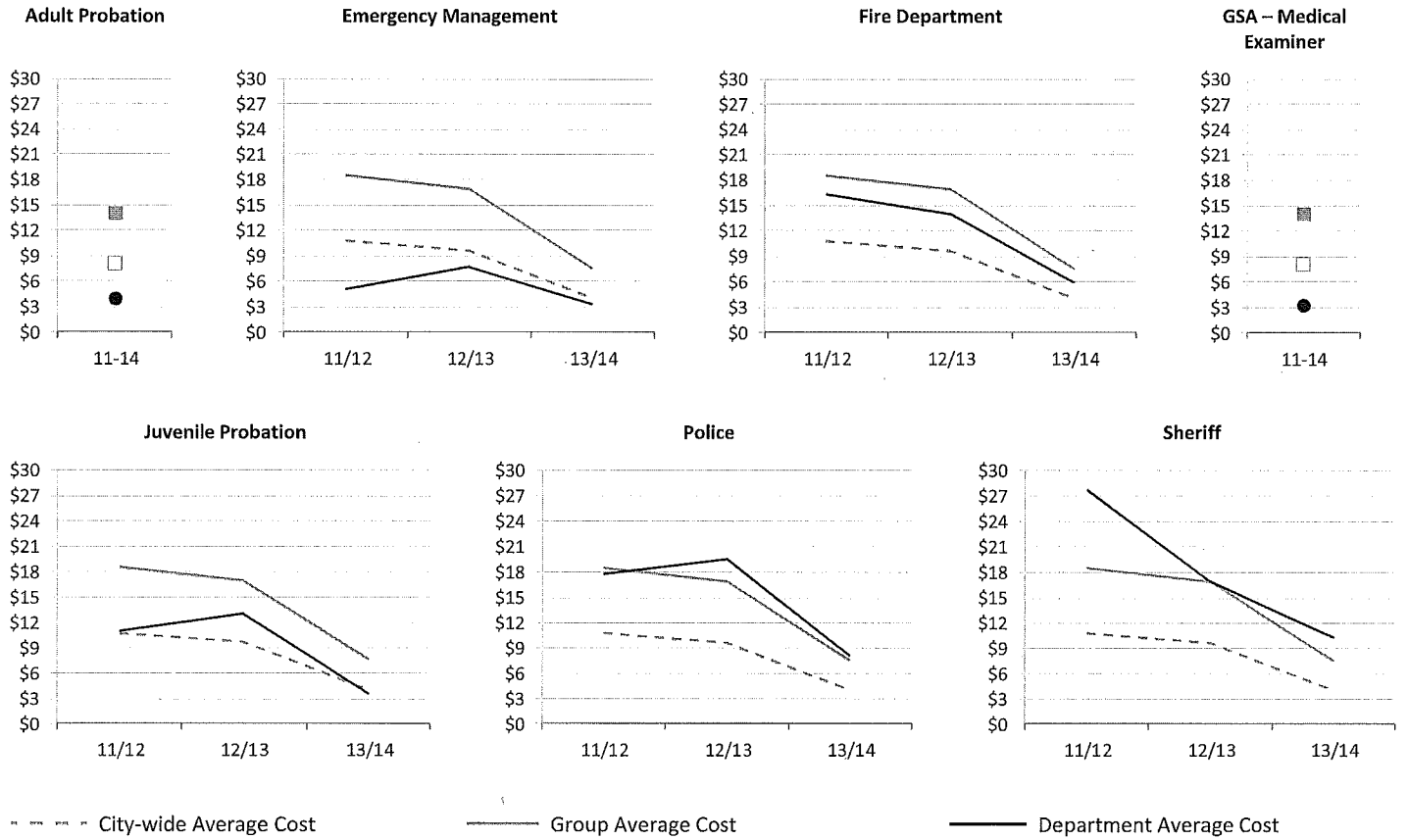


**APPENDIX C – AVERAGE CLAIM COSTS**

---

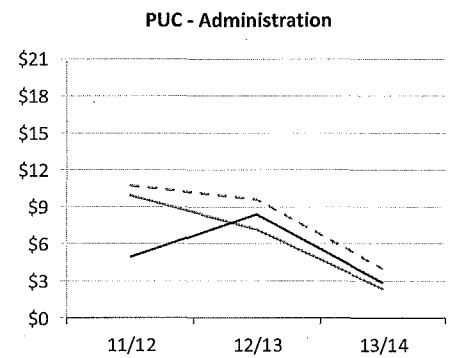
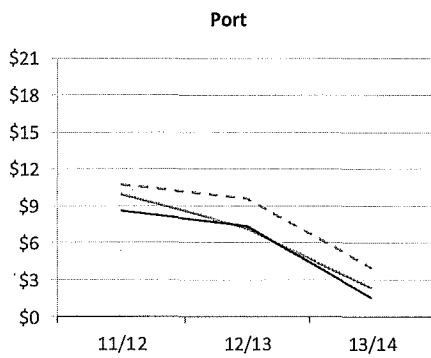
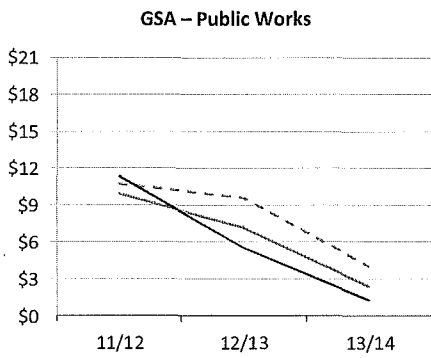
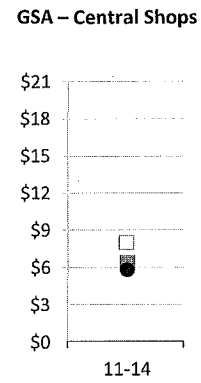
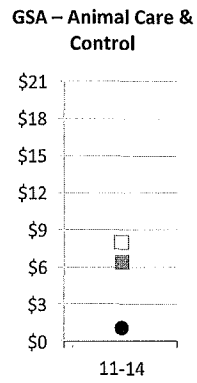
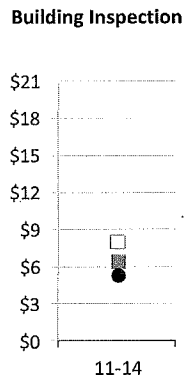
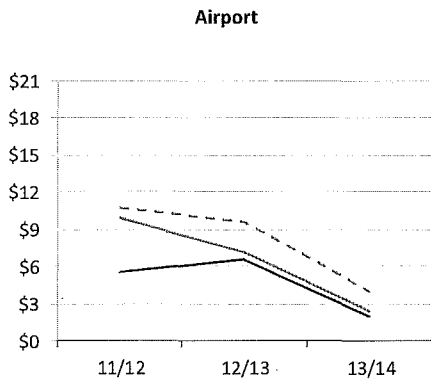
Figure C-1 – Average Claim Cost: Public Safety

in thousands of dollar:



**Figure C-2 – Average Claim Cost: Public Works, Transportation, Commerce & Recreation**

in thousands of dollars



**Figure C-3 – Average Claim Cost: Public Health, Human Welfare & Social Services**

in thousands of dollars

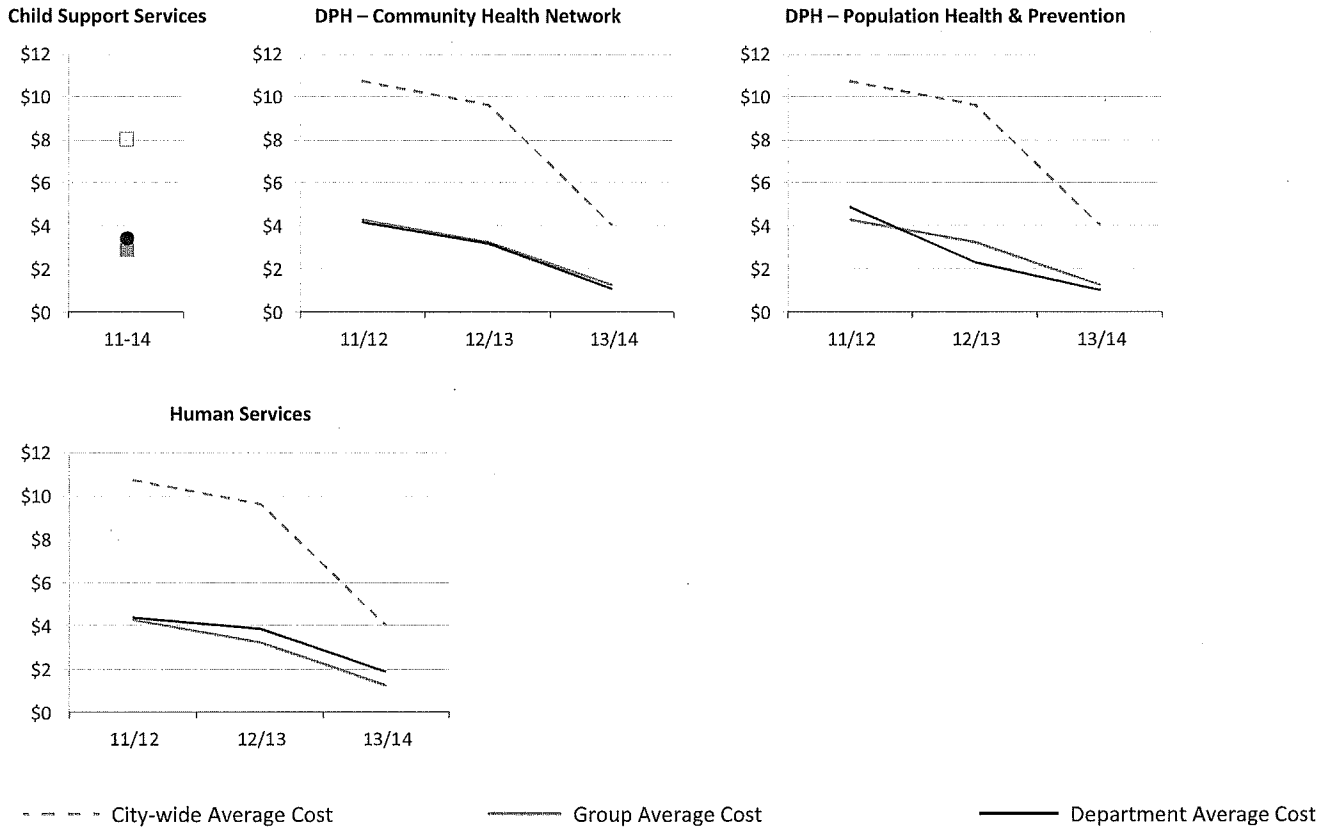
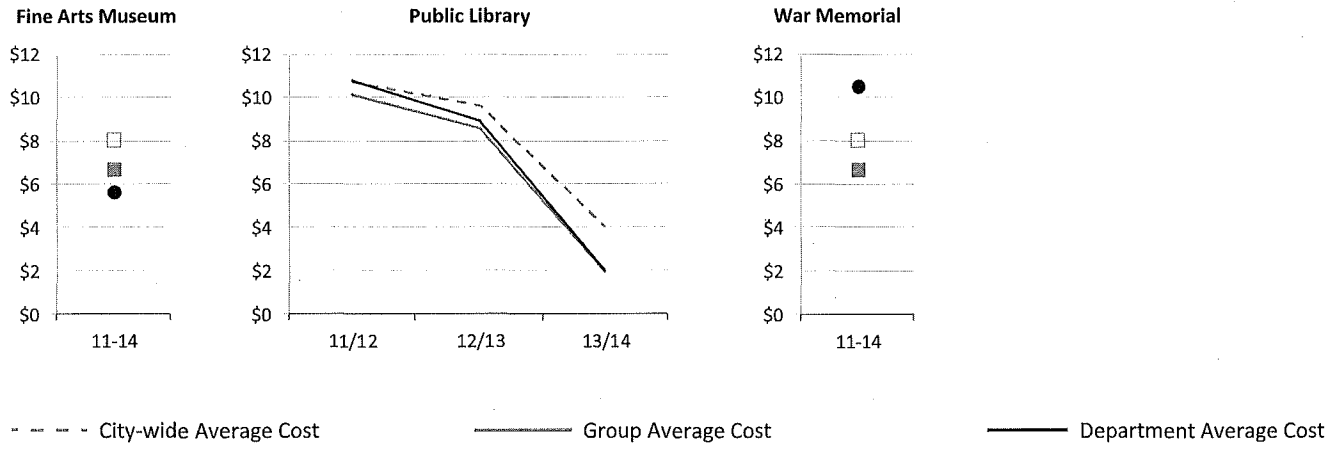




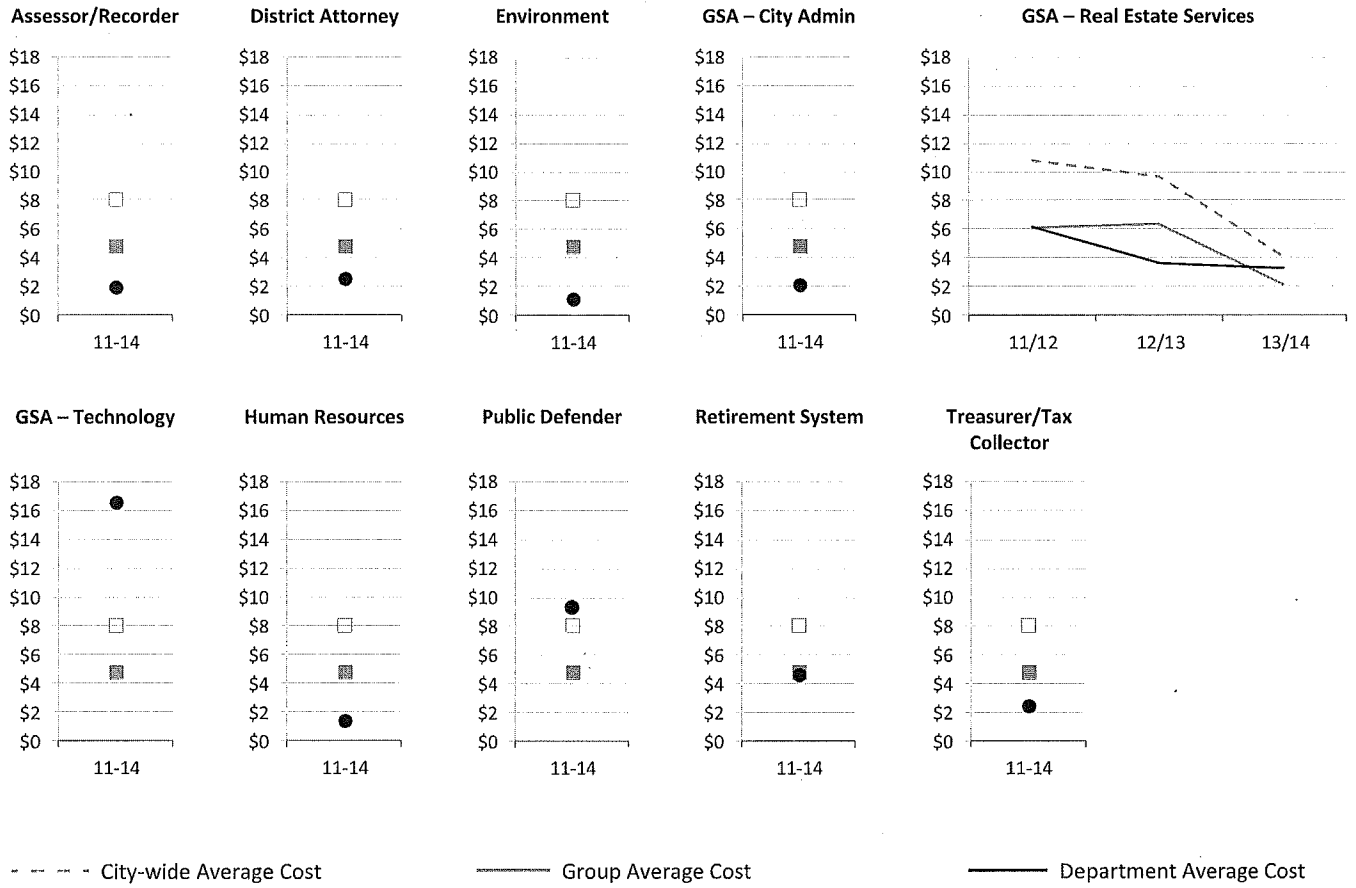
Figure C-4 – Average Claim Cost: Art & Culture

in thousands of dollars



**Figure C-5 – Average Claim Cost: General Administration & Finance**

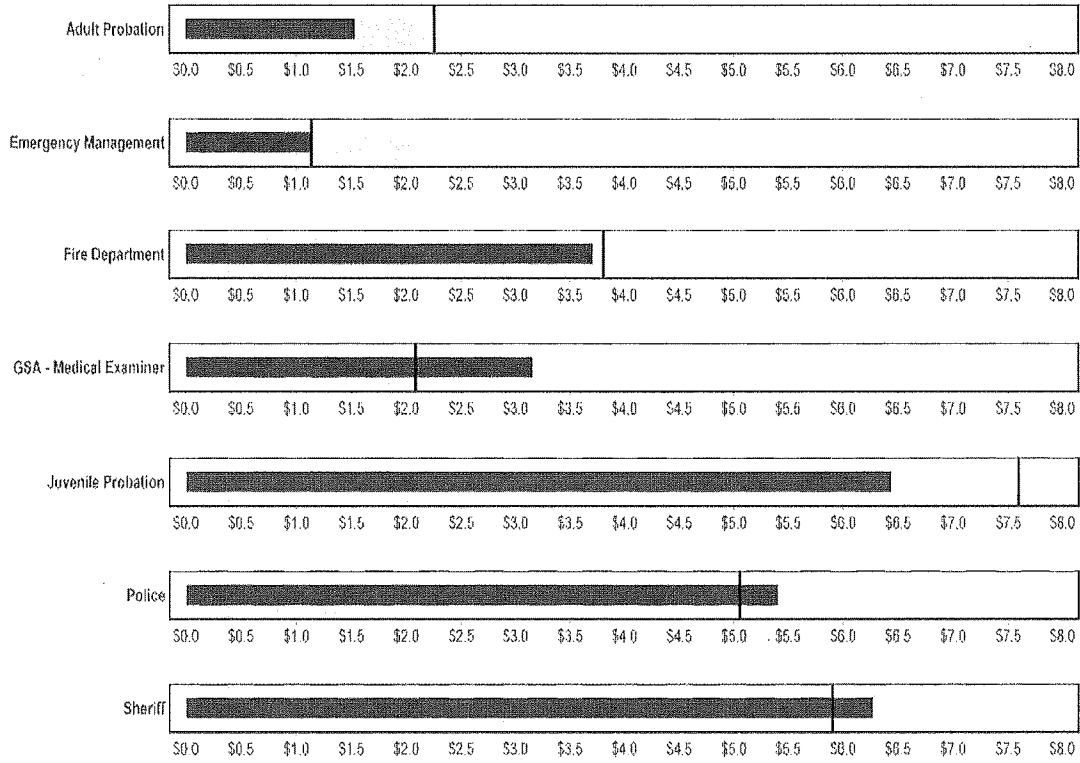
in thousands of dollars



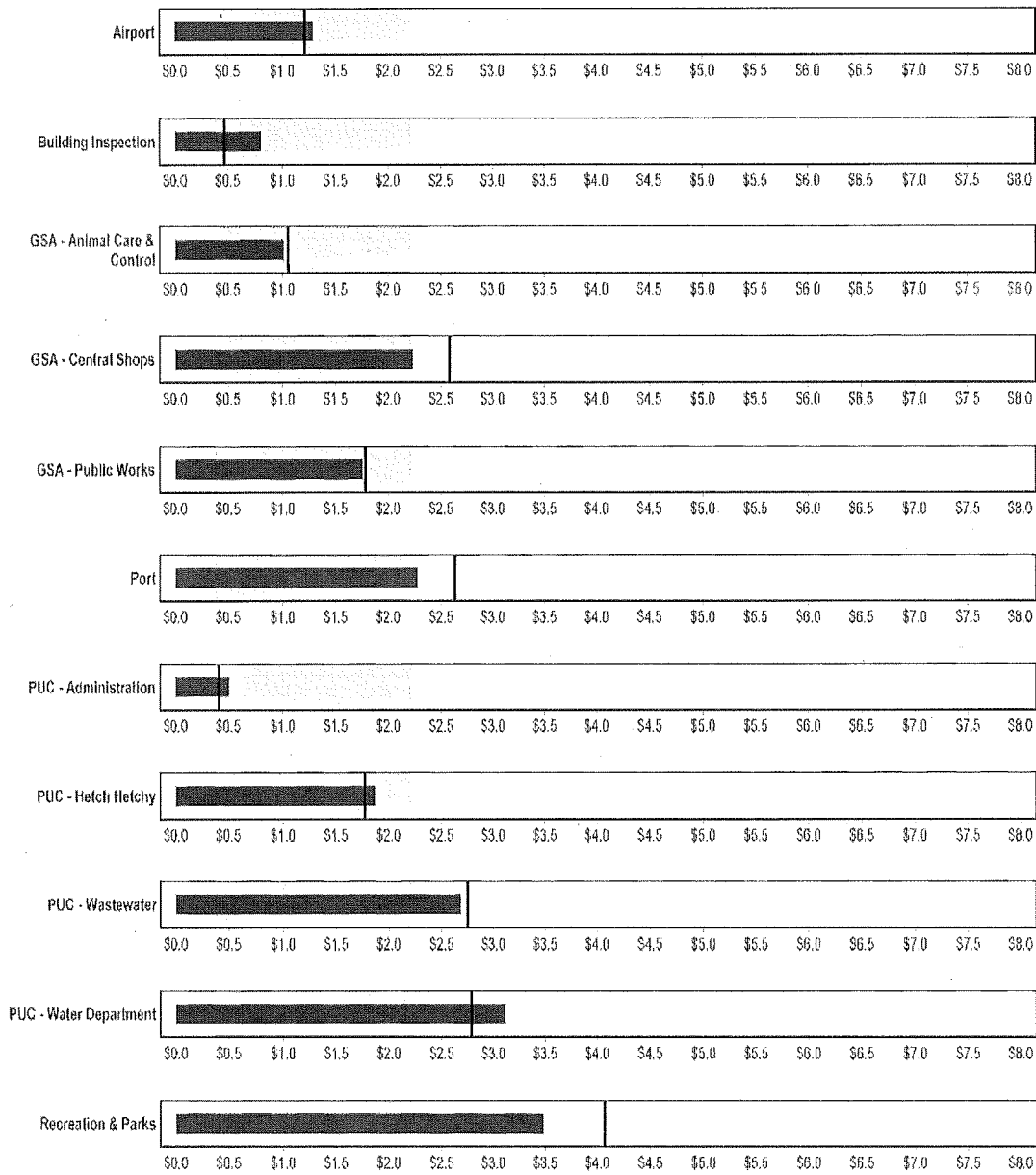
**APPENDIX D – ANNUAL CLAIM COSTS/\$100 PAYROLL**

---

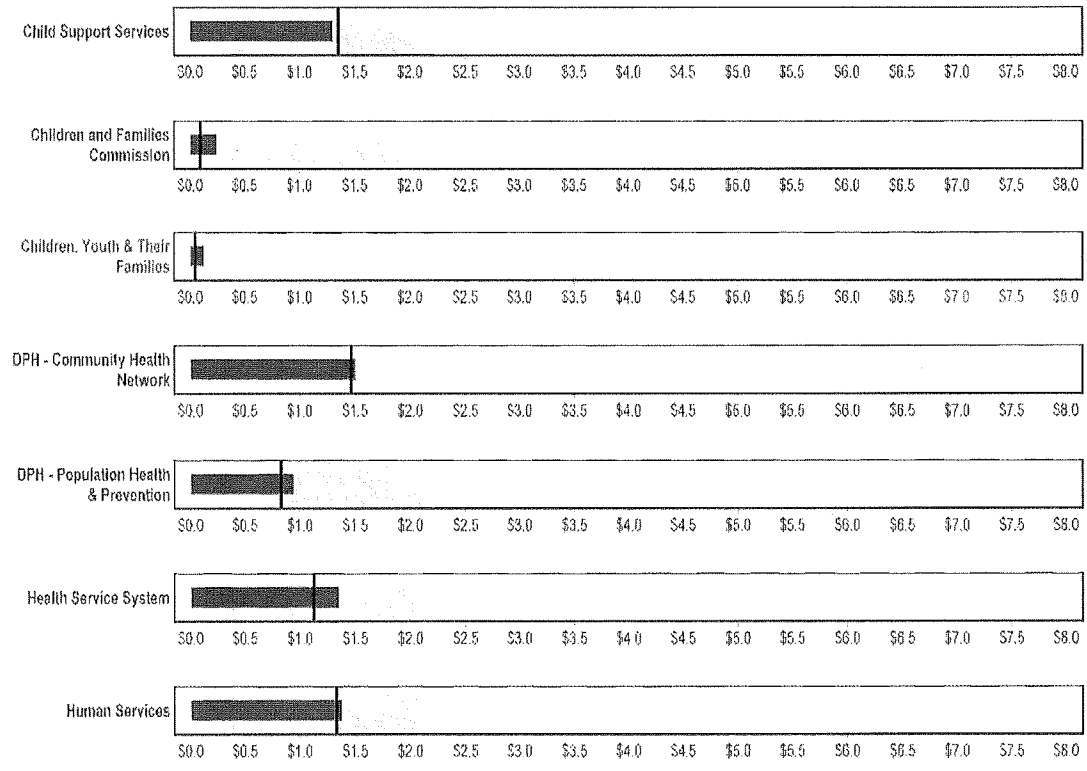
**Figure D-1 – Annual Claim Costs per \$100 of Payroll: Public Safety**




**Figure D-2 - Annual Claim Costs per \$100 of Payroll: Public Works, Transportation, Commerce & Recreation**



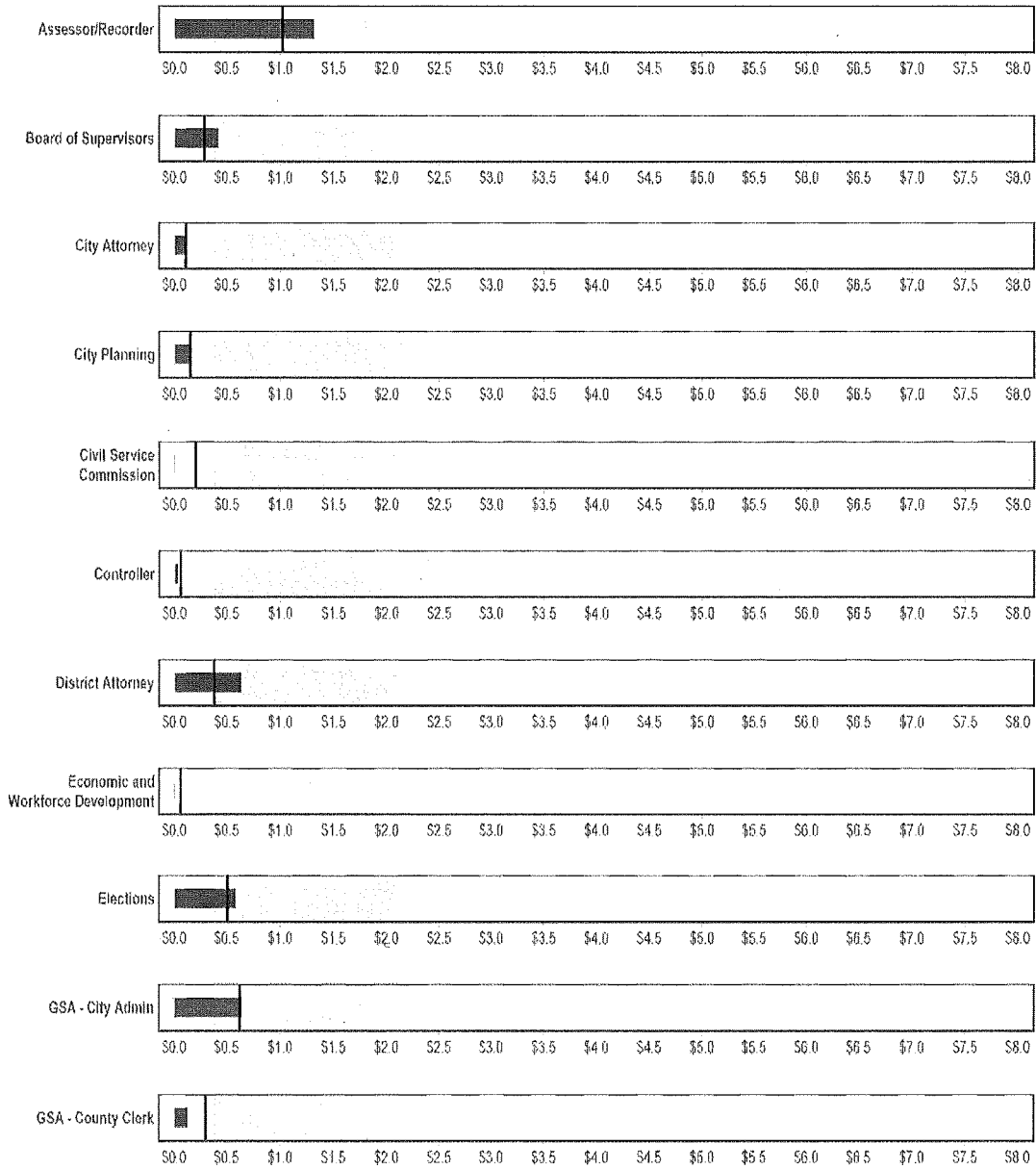
**Figure D-3 - Annual Claim Costs per \$100 of Payroll: Public Health, Human Welfare & Social Services**



**Figure D-4 - Annual Claim Costs per \$100 of Payroll: Art & Culture**

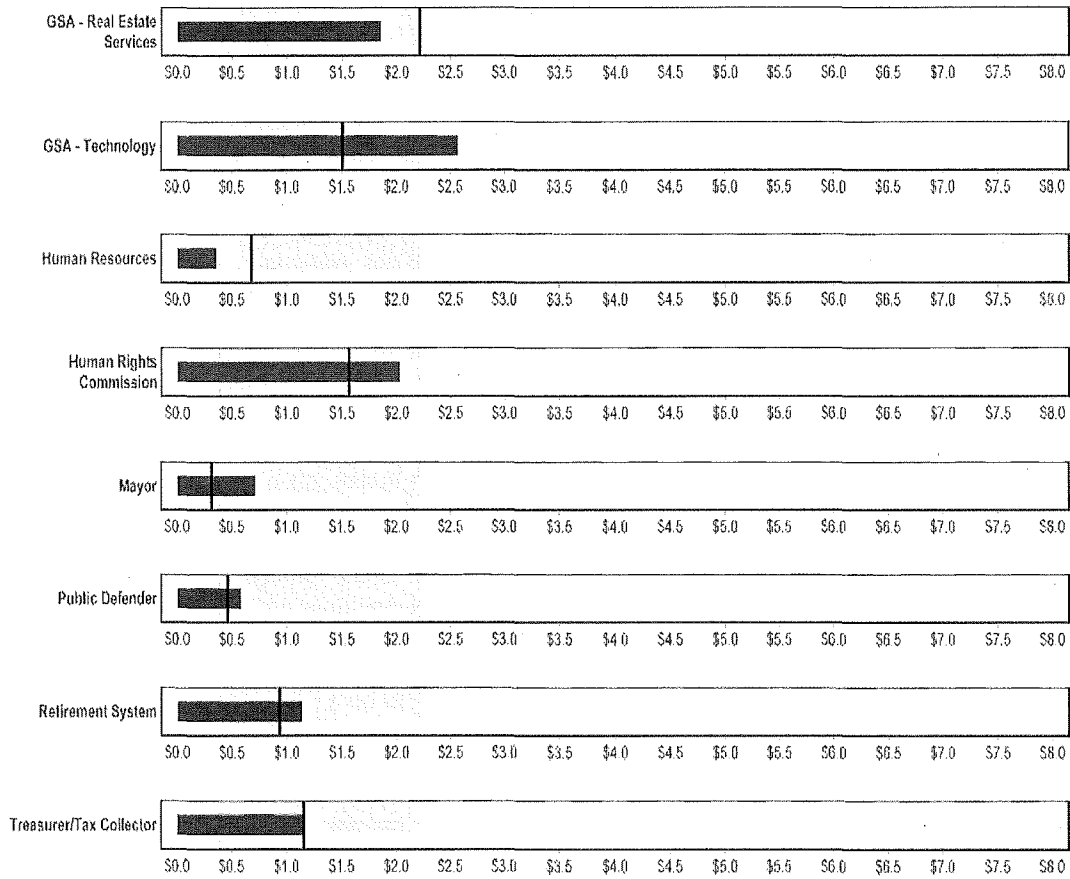


**Figure D-5 - Annual Claim Costs per \$100 of Payroll: General Administration & Finance**





**Figure D-5 - Annual Claim Costs per \$100 of Payroll: General Administration & Finance (continued)**



## **APPENDIX E – THE EVIDENCE SUPPORTING INTEGRATED APPROACHES TO EMPLOYEE HEALTH PROTECTION AND PROMOTION**

---

The influence that employers and the workplace have on the health of the American public has long been established. The first state workers' compensation laws were passed in New Jersey and Wisconsin in 1911 and by 1920, such laws had been passed in most other states (NASI, 2014). The origin of employer-sponsored health insurance dates back almost to the same time but it became more prevalent during World War II when employers began offering group health insurance as a way to attract workers in the face of labor shortages and national controls over wages and prices (National Bureau of Economic Research [NBER], 2009). Today, a substantial portion of Americans are covered by employer sponsored health plans. In 2007 for example, more than 60% of the non-elderly population was covered by employer sponsored insurance (NBER, 2009).

With the increased industrial production that took place during the war, industrial accidents soared. However, accident rates did not decline when the war ended and out of growing concern for worker safety over the decades that followed, Congress passed the Occupational Safety and Health Act of 1970. Under the 1970 law, employers are required to provide their employees with safe and healthy workplaces. Traditionally, occupational safety interventions have focused on minimizing worker exposure to risks such as physical, biological, chemical, and ergonomic hazards (NIOSH, 2012). While workers certainly have a role to play in following established safety practices, these interventions are more within the domain of management decisions than they are of individual choices and behaviors (NIOSH, 2012). More and more, however, employers are increasingly seeking to promote personal wellness in addition to health and safety. Corporate interest in wellness is based not only on a desire to contain rising healthcare costs but also to increase productivity, improve morale and job satisfaction, and promote a greater state of employee well-being. According to a 2013 study by the RAND Corporation, which looked at the characteristics, prevalence, and impact of current workplace wellness programs, approximately half of US employers now have wellness promotion initiatives.

Because of the long and varied history behind the different approaches employers use to promote and protect worker health, they have traditionally been managed in a siloed manner by people with different backgrounds and professional training (Institute of Medicine, 2014). However, recent research suggests that there are untapped opportunities to capitalize on synergies among these approaches. A growing body of research has yielded new insight into the connections between personal health and occupational risks. For example, a 4-year study of employees at the Xerox Corporation found that high workers' compensation costs were associated with individual health risks such as smoking, poor physical health, physical inactivity, and life dissatisfaction (Musich, Napier & Edington, 2001). In this case, the research team attributed 85% of the workers' compensation costs to excess risks or non-participation in a health risk assessment (HRA), leading them to conclude that risk status does influence workers' compensation costs. In another study of more than 11,000 health care and university employees, researchers examined the effect that obesity in particular has on workers' compensation claims (Ostbye, Dement, & Krause, 2007). In this case, the researchers found that compared to employees who met recommended weight guidelines, those with a body mass index of greater than 40 (defined as morbid obesity) had:

- double the rate of claims (11.65 claims/100 FTE vs 5.80),
- 13 times more lost work days (183.63 lost work days/100 FTE vs 14.9),
- 7 times higher medical claim costs (\$51,091 vs \$7,503), and
- 11 times higher indemnity claim costs (\$59,178 vs 5,396).

While these studies illustrate the potential impact that individual behaviors and health status can have on occupational health outcomes, additional research suggests that the reverse is also true – namely, that workers at higher risk for occupational hazards are more likely to engage in high-risk health behaviors. For example, NIOSH (2012) cites three studies that found increased exposure to occupational hazards was associated with unhealthy dietary habits and binge drinking. Another study by Sorensen et al. (1996) found that even when controlling for gender, workers who reported occupational exposure to chemical hazards were more likely than unexposed workers to smoke.

Where employee participation in safety, health, and wellness programs is concerned, NIOSH (2012) cites to a number of studies showing evidence that people put a higher priority on risks that are involuntary, outside of personal control, and that seem unfair – characteristics that more likely describe occupational hazards than personal ones. As a result, some employees may view workplace efforts to reduce occupational hazards as more important than efforts to improve personal health behaviors. Therefore, to the extent that employees are skeptical about an employer's commitment to workplace safety, they may be less inclined to listen to messages about wellness and participate in wellness programs. It has been suggested that by integrating health promotion and health protection activities, employers can gain credibility among employees (particularly those in high-risk occupations) and increase receptiveness to messages and programs pertaining to individual health behaviors (NIOSH, 2012). This research may be of use to HSS in analyzing the level of participation in its last wellbeing assessment and encouraging participation in future assessments.

However, the potential for increased participation is not the only benefit of integrated health and wellness programs. The research associating occupational hazards and workers' compensation claims with unhealthy habits and personal health risk factors illustrates the potential power of linking data across programs. By combining data from different sources into a more comprehensive data system, employers may gain greater insight into the root cause of health and wellness issues and be more successful at implementing targeted interventions that achieve the desired outcomes. For example, when studying the connection between workplace hazards and behavioral risks for craftspersons and laborers, Sorensen et al. (1996) found that compared with unexposed workers, smokers who were exposed to chemical hazards were significantly more likely to consider quitting. Such findings are possible only through an analysis of integrated occupational hazard and individual behavior data.

### **Movement Toward Integrated Approaches**

Wishing to improve the efficacy of their collective worksite health programs, a number of organizations have taken impressive steps to make it happen. The following are some examples.

## **Duke University Health System – Linking Data across Systems**

Beginning in 2001, the Duke University Health System (DUHS) took part in a study funded by the National Institute for Occupational Safety and Health to develop a comprehensive medical surveillance system for health care workers at a tertiary care medical center, two community hospitals, and affiliated onsite and offsite clinics (Pompeii et al., 2012). Known as the Duke Health and Safety Surveillance System (DHSSS), the resulting database links data at the individual employee level across numerous systems such as:

- human resources (e.g., demographics, hours worked per week, work location),
- health and wellness programs (e.g., health risk assessment results and biometric data),
- OSHA logs,
- injury reports,
- workers' compensation claims, and
- private health insurance claims (inpatient, outpatient, psychiatry, and pharmacy).

In order to protect employee privacy, the information from each system is sent annually to an external company that links the data at the individual employee level. In accordance with HIPAA requirements, the data are de-identified and uploaded into the DHSSS for use by DUHS and the research team. As of 2012, the system contained 14 years of data on more than 20,000 healthcare workers (Pompeii, et al., 2012).

The data set that resulted from this effort has allowed researchers to study health outcomes not only across departments and workgroups but also across different cohorts over time. For example, DHSSS data have been used to identify work units that have higher than expected injury rates, identify the prevalence of specific types of injuries among work units, study the relationship between work-related stress and health care utilization, examine the effectiveness of various interventions and company policies, and monitor lost and restricted workdays among direct patient care providers (Pompeii, 2012; Dement et al., 2004). More recently, the data have also been used to study the occurrence of violent events in which workers were physically or verbally assaulted by a hospital patient or visitor. Notably, the analysis found that male and black workers were targeted at higher rates, while older workers and those with more tenure had lower rates. Specific work groups that experienced higher rates of violent events included nurses' aides, nurses (particularly those in the float pool), psychiatry, neurology, and the intensive care unit (Pompeii, 2012). This information is undoubtedly of great use to DUHS in helping these particular workers and work groups to recognize unsafe situations, prevent incidents from occurring, and cope with incidents when they do occur. More broadly, the DHSSS also includes a Job Exposure Matrix that DUHS can use to proactively assess risk factors when new employees are hired or when existing employees change jobs within the organization.

## **Dartmouth-Hitchcock Medical Center – Cross-promoting Safety, Health, and Wellness Services**

In response to research suggesting linkages between occupational health and lifestyle health risks, DHMC launched a program that uses injury reports to identify departments, workgroups, and employees that stand to benefit most from integrated health protection and promotion efforts (Institute of Medicine, 2014). Essentially, each injury report is treated as a "sentinel event," which

triggers an electronically generated email message about the incident to the personnel who need to be involved. These reports not only prompt treatment referrals but they stimulate an integrated review of organizational and personal factors that may be influencing workgroup health in order to identify other potential opportunities for intervention. Through these procedures, DHMC has identified specific units with injury rates that are three or more standard deviations above the rates of other departments (Institute of Medicine, 2014). By implementing a program like this in one form or another, the City may be able to accomplish HSS's goal of promoting benefits and services across programs in a more holistic manner.

#### **NextEra Energy and Lincoln Industries – Utilizing Fitness Programs to Prevent Injury**

NextEra Energy is a clean energy company with approximately 14,000 employees in 27 states. With a fleet of 10,000 wind turbines spread across 112 different locations, preventing employee injury represents a continuous challenge for the company. For example, when servicing a wind turbine, workers must often carry as much as 110 pounds of equipment up an internal ladder to the top of the 20-story structure. Once in the confined work area, the workers must bend, lift, twist, and otherwise work in awkward positions for long periods of time. Recognizing that "ergonomic perfection" is nearly impossible in such an environment, the company's Health and Well-Being manager deployed a cross-functional team to identify ways to minimize risks (Institute of Medicine, 2014). The resulting program included development of stretching techniques that were specific to the demands of the job, training on better lifting techniques, guidelines regarding rest breaks between work tasks, on-site coaching, and peer engagement. In addition to this program, NextEra has a number of on-site health care centers that perform medical screenings and treat minor illnesses, and the company has sixty-six fitness centers that conduct fitness testing and offer a variety of fitness programs. Taking a somewhat similar approach, a metal finishing business by the name of Lincoln Industries has implemented a program that works with individual teams and departments across the company to help people establish individual goals, which are worked on for 12 to 16 weeks. According to their wellness manager, many people specifically requested exercises to improve their range of motion and flexibility in order to make them feel better at work. Strategies such as these could potentially benefit City employees that perform labor-intensive or strenuous work.

### About the Controller's Office City Services Auditor

The City Services Auditor was created within the Controller's Office through an amendment to the City Charter approved by voters in 2003. Under Appendix F of the City Charter, the City Services Auditor has broad authority for:

- Reporting on the level and effectiveness of San Francisco's public services and benchmarking the city to other public agencies and jurisdictions;
- Conducting financial and performance audits of city departments, contractors, and functions to assess efficiency and effectiveness of processes and services;
- Operating a whistleblower hotline and website and investigating reports of waste, fraud, and abuse of city resources; and
- Ensuring the financial integrity and improving the overall performance and efficiency of city government.

For more information visit our website at <http://www.sfcontroller.org/index.aspx?page=42>.

Project Team: Peg Stevenson, Director  
Kyle Patterson, Project Manager  
Joe Lapka, Performance Analyst

For more information, please contact:

Joe Lapka  
Office of the Controller  
City and County of San Francisco  
(415) 554-7528 | [Joe.Lapka@sfgov.org](mailto:Joe.Lapka@sfgov.org)

## CITY & COUNTY OF SAN FRANCISCO



### Office of the Controller

1 Dr. Carlton B. Goodlett Place  
San Francisco, CA 94102  
(415) 5547505

---

## **Gosiengfiao, Rachel (BOS)**

---

**From:** Reports, Controller (CON)  
**Sent:** Wednesday, May 20, 2015 11:36 AM  
**To:** Calvillo, Angela (BOS); Gosiengfiao, Rachel (BOS); BOS-Supervisors; BOS-Legislative Aides; Kawa, Steve (MYR); Howard, Kate (MYR); Falvey, Christine (MYR); Elliott, Jason (MYR); SF Docs (LIB); CON-EVERYONE; MYR-ALL Department Heads; Sugarman, Peggy (HRD); Fisher, Stephanie (HSS); Coleridge, Marina (HSS); Wirowek, Christopher (ADM); Roach, Dan (MTA); gmetcalf@spur.org  
**Subject:** Issued: Controller's Office Report - Employee Health Protection & Promotion: An Analysis of City Workers' Compensation Data

Appendix F, Section 103 of the City Charter requires that the City Services Auditor identify the top five City departments by workers compensation claims, list the cost of these claims, and recommend ways to reduce both workplace injuries and improper claims. In accordance with those requirements, this report examines the frequency, severity, and cost of workers' compensation claims across City departments and considers ways to reduce workplace injuries through integration with other health and wellness programs.

To view the full report, please visit our Web site at:  
<http://openbook.sfgov.org/webreports/details3.aspx?id=1921>

This is a send-only e-mail address. For questions about the report, please contact Joe Lapka at (415) 554-7528 or [joe.lapka@sfgov.org](mailto:joe.lapka@sfgov.org).

Follow us on Twitter @SFController

**From:** Board of Supervisors, (BOS)  
**To:** BOS-Supervisors  
**Subject:** FW: WOM Annual Report of Memberships  
**Attachments:** WOM Annual Report of Memberships 051515.pdf

**From:** Nguyen, Stephanie (WOM)  
**Sent:** Monday, May 18, 2015 1:04 PM  
**To:** Kirkpatrick, Kelly (MYR); Wan, Cherie (CON); Mok, Jack (CON); Board of Supervisors, (BOS)  
**Cc:** Murase, Emily (WOM); Nguyen, Stephanie (WOM)  
**Subject:** WOM Annual Report of Memberships

Dear colleagues,

In compliance with Section 16.6 of the San Francisco Administrative Code (Representation of City and County in Certain Organizations: Memberships in Organizations Authorized), the Department on the Status of Women hereby submits the following list to specify the organizations in which the Department and Commission is either currently a member or wishes to become a member. Current costs for each membership are also detailed further below.

| Organization                                           | Cost     | Status (Add/Remove, No Change) |
|--------------------------------------------------------|----------|--------------------------------|
| Association of California Commissions for Women (ACCW) | \$200.00 | No Change                      |
| Alliance for Girls                                     | \$250.00 | No Change                      |
| National Association of Commissions for Women (NACW)   | \$350.00 | No Change                      |
| Older Women's League SF (OWL)                          | \$100.00 | No Change                      |
| San Francisco Family Support Network (SF FSN)          | \$500.00 | Add                            |

Please feel free to contact me with any questions. I can be reached for more information by phone at 415-252-2573 or by email at [Stephanie.Nguyen@sfgov.org](mailto:Stephanie.Nguyen@sfgov.org). A PDF memorandum containing this information is also enclosed.

Thank you,  
Stephanie Nguyen

--  
**Stephanie Nguyen**  
Fiscal & Policy Analyst  
Department on the Status of Women  
City and County of San Francisco  
Ph: 415-252-2573  
Fx: 415-252-2575





City and County of San Francisco  
**Department on the Status of Women**



Emily M. Murase, PhD  
 Executive Director

Edwin M. Lee  
 Mayor

**MEMORANDUM**

**DATE:** May 15, 2015

**TO:** Kelly Kirkpatrick, Fiscal & Policy Analyst, Mayor’s Office of Public Policy and Finance;  
 Cherie Wan, Fund Accountant, Office of the Controller;  
 Jack Mok, Fund Accountant, Office of the Controller;  
 Board of Supervisors

**FROM:** Stephanie Nguyen, Fiscal & Policy Analyst, Department on the Status of Women

**THRU:** Emily M. Murase, PhD, Executive Director, Department on the Status of Women

**RE:** Annual Report of Memberships (WOM)

In compliance with Section 16.6 of the San Francisco Administrative Code (Representation of City and County in Certain Organizations: Memberships in Organizations Authorized), the Department on the Status of Women hereby submits the following list to specify the organizations in which the Department and Commission is either currently a member or wishes to become a member. Current costs for each membership are also detailed further below.

| <b>Organization</b>                                    | <b>Cost</b> | <b>Status (Add/Remove, No Change)</b> |
|--------------------------------------------------------|-------------|---------------------------------------|
| Association of California Commissions for Women (ACCW) | \$200.00    | No Change                             |
| Alliance for Girls                                     | \$250.00    | No Change                             |
| National Association of Commissions for Women (NACW)   | \$350.00    | No Change                             |
| Older Women’s League SF (OWL)                          | \$100.00    | No Change                             |
| San Francisco Family Support Network (SF FSN)          | \$500.00    | Add                                   |

Please feel free to contact me with any questions. I can be reached for more information by phone at 415-252-2573 or by email at [Stephanie.Nguyen@sfgov.org](mailto:Stephanie.Nguyen@sfgov.org).

City and County of San Francisco



Edwin M. Lee, Mayor

Human Services Agency

B03-11, C Page

Department of Human Services  
Department of Aging and Adult Services

RECEIVED  
BOARD OF SUPERVISORS  
SAN FRANCISCO

Trent Rhorer, Executive Director

2015 MAY 18 PM 3:04

*TRR*

May 13, 2015

Honorable Edwin Lee  
Mayor, City and County of San Francisco  
City Hall, Room 200  
San Francisco, CA 94102

Angela Calvillo, Clerk of the Board  
Board of Supervisors  
City Hall, Room 244  
San Francisco, CA 94102

Ben Rosenfield, Controller  
City Hall, Room 316  
San Francisco, CA 94102

RE: Fiscal Year 2015-16 Membership List

Dear Mayor Lee, Ms. Calvillo and Mr. Rosenfield,

Per the San Francisco Administrative Code Section 16.6, I am submitting the annual list of membership organizations for Fiscal Year 2015-16.

Sincerely,

Trent Rhorer  
Executive Director

cc: Kate Howard, Mayor's Budget Director  
Michelle Allersma, Controller's Budget and Analysis Division Director  
Risa Sandler, Controller's Citywide Budget Manager

28

## Human Services Agency Membership List for FY15-16

| Vendor Name                                                    | FY15-16 Amount |
|----------------------------------------------------------------|----------------|
| Academy of Nutrition and Dietetics                             | 400            |
| American Society of Aging                                      | 600            |
| Ancestry.com                                                   | 200            |
| California Association of Area Agencies on Aging               | 5,000          |
| California Association of County Veterans Services Officers    | 1,000          |
| California Association of Public Information Officers          | 300            |
| California Child Care Coordinators Association                 | 50             |
| California State Association of Counties                       | 240,000        |
| California Welfare Fraud Investigators Association             | 300            |
| Community Partners - California Elder Justice Coalition        | 200            |
| County Welfare Directors Association of California             | 55,000         |
| Jewish Family and Children's Services                          | 100            |
| National Adult Protective Services Association                 | 800            |
| National Association of Area Agencies on Aging                 | 15,500         |
| National Association of County Human Services Administrators   | 1,400          |
| National Notary Association                                    | 1,500          |
| Project Management Institute National and SF Bay Area Chapters | 200            |
| Psychologists Membership Renewals                              | 500            |
| San Francisco Chamber of Commerce                              | 600            |
| State Bar of California                                        | 2,000          |
| The National Registry Alliance                                 | 500            |
| Travelink, American Express Travel                             | 350            |
| University of California Regents                               | 51,000         |
|                                                                | <b>377,100</b> |

---

**From:** Board of Supervisors, (BOS)  
**To:** BOS-Supervisors  
**Subject:** FW: I urge you to NOT approve Pier 3/Lower Ft. Mason as an option for the Alcatraz ferry embarkation.  
**Attachments:** SF BOS Pier 3.pdf

---

**From:** Michael Barber [<mailto:michaeldonaldbarber@gmail.com>]  
**Sent:** Tuesday, May 19, 2015 6:17 PM  
**To:** Board of Supervisors, (BOS)  
**Subject:** I urge you to NOT approve Pier 3/Lower Ft. Mason as an option for the Alcatraz ferry embarkation.

--  
Michael Barber, CPA  
[michaeldonaldbarber@gmail.com](mailto:michaeldonaldbarber@gmail.com)  
650.483.5087 (mobile)

"Life is like an echo. We get from it what we put in it and, just like an echo, it often gives us much more."  
--Boris Lauer-Leonardi,  
American author

May 19, 2015

Dear Honorable San Francisco Supervisors:

I write this letter as a disabled athlete and U.S. Army veteran (1986-1992). I will not repeat what my fellow Dolphin Club and South End Rowing Club members have already written, but I do support their comments.

I was born in the City of San Francisco. I have seen the City transform from a Port to a tourist mecca. I love the waterfront and I am concerned for its future. I have always considered it home, even though I now live in Burlingame, CA, where I have been a public school board trustee since 1999. I currently work for San Mateo County Supervisor Dave Pine, as his legislative aide on all issues related to water, to include sea level rise.

I am managing to live with multiple sclerosis where swimming in the Bay is the ONE physical activity I can still do in the outdoors (outside of chlorine pools). The open swim events are my one chance to experience the outdoors the way I used to do by hiking in our National Parks. Please do NOT take away a disabled person's opportunity to experience the Bay in a healthy and naturally connected way.

I urge you to NOT approve Pier 3/Lower Ft. Mason as an option for the Alcatraz ferry embarkation. This location would severely negatively affect bay swimming, rowing, sailing races and sailing practice for many local students, extend heavy waterfront tourism from Fishermans Wharf into the Marina district, and raises serious questions about the effects on water quality and the acceleration of the structural deterioration of Muni Pier.

I fully support keeping the ferry service at its current location at Pier 41/ Ferry Building or at its previous location at Pier 31/33 at Fisherman's Wharf.

Establishing Alcatraz Ferry service embarkation from Fort Mason will have a serious and long-term negative effect on long-established recreational swimming and rowing opportunities. It would also place the NPS and ferry operators at greater risk and liability for potential injuries and death to recreational users.

The EIS fails to recognize that recreational swimming and rowing are not limited to the waters of Aquatic Park Cove. In fact, the entire area between Fisherman's Wharf and Yacht Harbor to the west of Fort Mason provides a critical recreation area to a growing number of open water swimmers, including me, and recreational rowers, kayakers, paddle boarders and boaters based out of Aquatic Park. Recreational usage continues to grow each year and users are swimming and rowing all year round.

I urge you to save bay swimming and recreation in this area--one of the few along the waterfront that is easily accessible--and locate the ferry service elsewhere.

Sincerely,



Michael Barber  
1316 Palm Drive  
Burlingame, CA 94010-3716  
650-483-5087 (mobile)



BOS-11, C page, COB

WASTE MANAGEMENT  
of ALAMEDA COUNTY,  
INC.  
172 98<sup>th</sup> Avenue  
Oakland, CA 94603  
(510) 383-2404

RECEIVED  
BOARD OF SUPERVISORS  
SAN FRANCISCO

2015 MAY 20 PM 1:27

*ll*

May 20, 2015

Deborah O. Raphael  
Director  
City & County of San Francisco  
Department of the Environment  
1455 Market Street, #1200  
San Francisco, CA 94105

**Waste Management of Alameda County, Inc./2009 Request for Proposals for Landfill Disposal Services**

Dear Ms. Raphael:

Waste Management of Alameda County, Inc. ("WMAC"), San Francisco's current service provider for the landfill disposal of municipal solid waste, renews its earlier offer first made in 2010 to extend the current agreement by at least three years. We make this offer in light of the fact that City has now redirected its commitment to rail haul waste to Yuba County in favor of trucking the material to the Hay Road Landfill in Solano County. WMAC challenged the City's original award under the above-referenced Request for Proposals on several grounds, and believes the current agreement to truck waste to Hay Road raises additional arguments regarding the legality of the procurement process. However, to address the City's earlier concern that it faced a "capacity" issue at the Altamont Landfill, the current disposal site, we renew our extension offer, given the fact that WMAC can actually accommodate the City's waste stream for at least the next forty years. We do this without waiving any arguments and/or claims with respect to the challenged procurement process; indeed, we encourage the City to consider this offer in order to allow it sufficient time to correct the defects raised in our challenge as well as the challenges that continue to be raised by citizens' groups concerning the lack of adequate environmental review.

WMAC's offer is based on the following terms:

1. Upon contractual termination of the existing disposal agreement anticipated to be in the first quarter of 2016, WMAC would extend the current agreement by amendment for a period of an additional three (3) years with no limitation on tonnage.
2. Tip fee (disposal price) per ton would be \$28.68 inclusive of all fees and taxes, subject to annual CPI adjustments and assuming the current governmental and regulatory fee structure applicable to the existing contract remains in place.<sup>1</sup>

<sup>1</sup> As mentioned, the proposal assumes that government fees and charges imposed by governmental and/or regulatory agencies currently paid by the City remain the same under an extended agreement, subject to their regular adjustments. To this point, we remind the City that the Alameda County regulatory agency of Stopwaste.Org, in an April 29, 2010 letter to the DOE, committed to ensuring that San Francisco residents benefitted from the fees collected. That letter, addressed to the DOE and



May 20, 2015

Page 2

This offer is based on our review and analysis of the earlier proposals in response to the RFP, and is intended to be a competitive price taking into consideration travel time and related costs, obvious environmental impacts, as well as the requirement to pay existing regulatory and governmental fees. We hope and expect that the City will take this proposal seriously this time and use the opportunity to properly address what we and others contend has and continues to be a flawed and illegal procurement. Should you have any questions, or wish to discuss this proposal further, please let me know.

Sincerely,

A handwritten signature in black ink, appearing to read "Barry Skolnick". The signature is fluid and cursive, with a long horizontal stroke extending to the right.

Barry Skolnick

Area Vice President  
Waste Management  
Northern California-Nevada Area

cc: San Francisco Board of Supervisors  
San Francisco Planning Department

---

signed by Gary Wolff, the Executive Director of Stopwaste.org, said "I'm writing to inform you that the Alameda County Waste Management Authority and Recycling Boards voted yesterday to direct me to inform the City and County of San Francisco that we are willing to commit all new discretionary fees (i.e., import mitigation fees, facility fees, and the 15 percent discretionary part of Measure D fee) to a cooperative agreement with the City and County of San Francisco if the City and County wishes to send solid waste to landfills in Alameda County other than through a current mitigation agreement." We understand from our recent discussions with the director of Stopwaste.Org that it will continue to honor its commitment.

---

**From:** Board of Supervisors, (BOS)  
**To:** BOS-Supervisors  
**Subject:** FW: Stop Destruction of I-280 at Mariposa St.

---

**From:** John Hagedorn [mailto:jhagedorn7@comcast.net]  
**Sent:** Tuesday, May 19, 2015 4:15 PM  
**To:** Board of Supervisors, (BOS)  
**Subject:** Stop Destruction of I-280 at Mariposa St.

You must take a stand against Mayor Lee's plan, most likely urged on him by real estate developer donors, to tear down I-280 at Mariposa, to provide space for the creation of housing where the Cal Train station and I-280 once stood.

Having only Hwy 101 as a major access to the City from the Peninsula and South Bay will drastically reduce the patrons from those areas for San Francisco's concert halls, opera stage, museums, theatres, cultural & university clubs and restaurants.

Most of Peninsula residents who are patrons of the City's cultural and entertainment venues in the City, use Highway 280 to the 6th Street exit as our route to the events. The Hwy 101N route to the Civic Center alternative is bumper to bumper with stalled traffic most evenings. The 6th Street route is faster to the Civic Center and to Union Square by at least 20 minutes and often over 30 minutes.

Bottom line: If Mayor Lee has I280 demolished at Mariposa, many Peninsula residents, like my wife and me and our friends, will no longer be subscribers to and patrons of San Francisco Opera, Davies Symphonies, SF Playhouse, Golden Gate Theatre, SF MOMA, the Exploratorium, Grace Cathedral, the Commonwealth, Churchill and World Affairs clubs, and nearby restaurants. And there are 2.5 times more families resident in San Mateo and Santa Clara Counties whose members represent more than half of the patrons of these SF cultural venues.

If you supervisors do not take a strong stand against the Mayor's plan now, attendance in the City's cultural and entertainment venues by Peninsula families are going to precipitously decline after Mayor Lee has I-280 demolished. We peninsula residents will all turn nearly exclusively to venues in Palo Alto, Mountain View and San Jose to satisfy our cultural and entertainment interests.

I am going to get a petition put together that will be signed by our many friends who are residents of San Francisco and their many friends. I know of no major American city that has limited its access from a large suburban area to a single perpetually clogged highway as Lee proposes to do.

John & Ann Hagedorn  
19 Woodhill Drive  
Redwood City, CA 94061  
650-261-0566



RECEIVED  
BOARD OF SUPERVISORS  
SAN FRANCISCO

File # 150216

BOS-3, page

2015 MAY 19 PM 2:36

AK

Neighborhood Services & Safety Committee,  
Board of Supervisors  
1 Dr. Carlton B. Goodlett Place, City Hall, Room 244  
San Francisco, CA 94102

Dear Supervisors Mar, Christensen and Campos,

In your capacity as members of this Committee, I would like to request that you please consider denying the approval of another Type 21 off sale liquor license at 2 Montgomery Street. This area of downtown San Francisco is over supplied with liquor stores, wine stores and bars.

Please consider the following points which outline the concerns of allowing another liquor store to open at the area of New Montgomery and Market Street

There are over 150 liquor licenses in the area of this proposed liquor and wine store location. The public convenience is surely already over satisfied. There has been no significant increase in the population of this area of SOMA. For liquor store licenses there are a massive 22 of them in this census tract.

Such high concentration of liquor store licenses result in high concentrations of crime, especially after the hours of 7pm when most downtown professionals have departed from the area. This overconcentration of liquor licenses also acts as a magnet for the challenges associate with homeless people suffering from drug and alcohol addiction. The alley ways which are Annie Street and Jessie Street, bordering on New Montgomery are currently recognized by the San Francisco Police Department as high crime centers. Placing another alcohol outlet beside these alleyways is not a good idea.

This is still a high crime area of the City. Allowing another liquor shop and beer/wine bar to open at the location has the potential to attract all those problems that hurt the area.

There is a concentration of high crime between New Montgomery and Seventh Street as a result of the alcohol abuse and associated drug abuse in the area. While the applicants will propose that their store will be "high end" and too expensive for homeless people, what happens to this store if the economy turns back to it's inevitable depression - well, the temptation will be for the operator to lower prices and sell to anybody with any money, just to keep the business afloat. Once this license is approved for this district, it has the potential to be in the area for generations to come.

The applicants proposed location for this liquor store and beer/wine bar at 2 New Montgomery Street is within a block of Dean's Fine Cigars and Liquors at 715 Market Street, Zains Fine Wines and Spirits at 50 Third Street, another type Type 21 off sale liquor store called Cask at 17 Third Street. If this New Montgomery Street liquor store and beer/wine bar is approved then it will result in four off sale liquor stores on the confines of one city block of downtown San Francisco. This is simply too many with the long term possibility of this area reverting back to the blighted state of Mid Market in the future.

The Public's Convenience is currently more than fulfilled, but the public's safety in this neighborhood continues to be problematic. The general public's need for the convenient purchase of alcohol, regardless of price, regardless of whether the proposed store is "high-end" or "low-end", is already completely served at this part of the City. There is no shortage of alcohol to-go options in the immediate area including Zain's Liquor Store on Third Street at Mark, in addition to Cask Liquors also on Third Street, F&M Smokes at 57 New Montgomery which is directly across the street from this proposed application), and Dean's Fine Cigars and Liquors on Market at Third. There is no additional convenience served or need in the current marketplace of having another liquor outlet near these three stores.

32



**I thank you in advance for taking these serious concerns into consideration, Please do not approve yet another liquor license to be introduced to this neighborhood.**

**Sincerely,**



**Shantanu Rangnekar**

---

File # 150218

BOS-3,  
CPag

RECEIVED  
BOARD OF SUPERVISORS  
SAN FRANCISCO

2015 MAY 19 PM 2:36

AK

Board of Supervisors Neighborhood Services  
& Safety Committee,  
1 Dr. Carlton B. Godlett Place, RM 244,  
City Hall, San Francisco, CA 94102

16<sup>th</sup> of May, 2015

To: Board of Supervisors, Neighborhood Services & Safety Committee  
Re: Deny approval of Liquor Licenses at 2 New Montgomery Street


I have lived in San Francisco for many decades and have witnessed the downtown area transform from a downtrodden, no-go, high crime area to a well balanced, safe neighborhood. Part of this transformation has been the San Francisco Police Departments long standing policy of not allowing any new liquor stores to open in the Downtown area through the transfer of licenses from outside of District 6. Please do not allow another liquor store to open in this area and deny the application for the licenses proposed for 2 New Montgomery Street.

There was once a time in the 1950's when this part of town was as it is now: vibrant, safe and balanced. During the recessions of the 70's and 80's, formerly reputedly operated liquor stores devolved into centers of depravity selling cheap booze and porn in order to keep their doors open. Needless to say, these operators attracted like magnets, the purveyors of crime.

While the downtown area is booming right now, history tells us that times will not always be on the upswing. We will surely have another downturn in our economy at some point in the future, and there will be nothing we can do to prevent these liquor stores to changing their business strategy to selling alcohol again to the most challenged individuals in our society. There are too many liquor stores in this area already, and the convenience of the public is already well served. Also, crime statistics for this area, particularly along Jessie Street, which borders on 2 New Montgomery is noted as a center of open air drug sales and use. It is a major concern that the license applicants have not operated an licensed outlets in San Francisco and have no track record here.

Thank you for your leadership, public service and consideration of your constituents concerns.

With Regards,

  
Rebecca H. Chin  
1407 27<sup>th</sup> Avenue  
San Francisco  
CA 94122

**From:** Wong, Linda (BOS)  
**Sent:** Tuesday, May 19, 2015 8:23 AM  
**To:** Board of Supervisors, (BOS)  
**Subject:** FW: SUPPORT FOR HEPATITIS C BUDGET PROPOSAL  
**Attachments:** HIV.HCV Letter of support to board of supervisors..pdf

Please include this in the cpage. Thanks!

**From:** Luetkemeyer, Annie [mailto:Annie.Luetkemeyer@ucsf.edu]  
**Sent:** Monday, May 18, 2015 4:56 PM  
**To:** Farrell, Mark (BOS); Tang, Katy (BOS); Mar, Eric (BOS); Yee, Norman (BOS); Wiener, Scott  
**Cc:** Wong, Linda (BOS); [catherinestefani@sfgov.org](mailto:catherinestefani@sfgov.org); Pagoulatos, Nickolas (BOS); Mormino, Matthias (BOS); Quizon, Dyanna (BOS); Cretan, Jeff (BOS); [sbargersfca@yahoo.com](mailto:sbargersfca@yahoo.com); [robinroth1@comcast.net](mailto:robinroth1@comcast.net)  
**Subject:** SUPPORT FOR HEPATITIS C BUDGET PROPOSAL

5/18/15

Budget & Finance Committee  
San Francisco Board of Supervisors

Dear Supervisors Farrell, Tang, Mar, Yee, Wiener,

On behalf of the San Francisco General Hepatitis Coinfection clinic, I am writing to express our support for the San Francisco Hepatitis C Task Force's \$500,000 budget proposal for the San Francisco Department of Public Health to implement robust HCV education, outreach, awareness, screening, linkage to care, and treatment engagement efforts in the next fiscal year.

Hepatitis C (HCV) is of particular concern for our HIV infected population; at the San Francisco HIV clinic, **approximately 30% of our patients are coinfecting with hepatitis C**, which can progress more rapidly in HIV coinfection. **HCV has emerged as one of the leading causes of death in HIV infection**, and we know that prompt identification, linkage to care and curative treatment can prevent these deaths and the morbidity associated with HCV.

**San Francisco has the highest rate of liver cancer in the nation**, much of it caused by HCV. In 2011, San Francisco had 4.73% of all newly reported chronic HCV cases in California. **The rate of reported chronic HCV cases in the state was 88.3 per 100,000 people – for San Francisco the rate was over 2 times higher, 193.1 cases per 100,000 people, the second highest rate for all California counties.** In addition, national disparities among African Americans and baby boomers are mirrored in local case reports.

Early diagnosis can reduce the spread of HCV by connecting patients with medical care, as well as education about the risks of transmission. Curative treatment works for 90-95% of patients and improves individual health outcomes, halts the progression of liver disease, and, in some cases, allows the liver to heal, reversing cirrhosis and the need for liver transplantation. Critically, cure is prevention - treatment improves community health by eliminating the possibility of ongoing transmission. Rates of HCV in San Francisco are alarmingly high. **We must invest in education, outreach, awareness, screening, linkage to care, and treatment efforts. Please support the San Francisco Hepatitis C Task Force's budget proposal.**

Sincerely,

Annie Luetkemeyer, MD  
Associate Professor of Medicine  
Director, Hepatitis Co-infection Clinic, San Francisco General  
Director, Hepatitis and HIV Research Center  
San Francisco General Hospital  
University of California, San Francisco

University of California  
San Francisco



**Positive Health Program**

5/18.15

995 Potrero Avenue  
Building 80, Ward 84  
San Francisco, CA 94110  
tel: 415/476-4082

Budget & Finance Committee  
San Francisco Board of Supervisors

Dear Supervisors Farrell, Tang, Mar, Yee, Wiener,

On behalf of the San Francisco General Hepatitis Coinfection clinic, I am writing to express our support for the San Francisco Hepatitis C Task Force's \$500,000 budget proposal for the San Francisco Department of Public Health to implement robust HCV education, outreach, awareness, screening, linkage to care, and treatment engagement efforts in the next fiscal year.


Hepatitis C (HCV) is of particular concern for our HIV infected population; at the San Francisco HIV clinic, **approximately 30% of our patients are coinfecting with hepatitis C**, which can progress more rapidly in HIV coinfection. **HCV has emerged as one of the leading causes of death in HIV infection**, and we know that prompt identification, linkage to care and curative treatment can prevent these deaths and the morbidity associated with HCV.

**San Francisco has the highest rate of liver cancer in the nation**, much of it caused by HCV. In 2011, San Francisco had 4.73% of all newly reported chronic HCV cases in California. **The rate of reported chronic HCV cases in the state was 88.3 per 100,000 people – for San Francisco the rate was over 2 times higher, 193.1 cases per 100,000 people, the second highest rate for all California counties.** In addition, national disparities among African Americans and baby boomers are mirrored in local case reports.

Early diagnosis can reduce the spread of HCV by connecting patients with medical care, as well as education about the risks of transmission. Curative treatment works for 90-95% of patients and improves individual health outcomes, halts the progression of liver disease, and, in some cases, allows the liver to heal, reversing cirrhosis and the need for liver transplantation. Critically, cure is prevention - treatment improves community health by eliminating the possibility of ongoing transmission. Rates of HCV in San Francisco are alarmingly high. **We must invest in education, outreach, awareness, screening, linkage to care, and treatment efforts. Please support the San Francisco Hepatitis C Task Force's budget proposal.**

Sincerely,

Annie Luetkemeyer, MD  
Associate Professor of Medicine  
Director, Hepatitis Co-infection Clinic, San Francisco General  
Director, Hepatitis and HIV Research Center  
San Francisco General Hospital  
University of California, San Francisco



---

**From:** Board of Supervisors, (BOS)  
**To:** BOS-Supervisors  
**Cc:** Somera, Alisa (BOS)  
**Subject:** File 150475 FW: CPAC Letter of Support DCYF OAC  
**Attachments:** CPAC Letter of Support DCYF OAC.pdf

---


**From:** Erica Maybaum- CPAC Coordinator [<mailto:ericamay.cpac@gmail.com>]  
**Sent:** Tuesday, May 19, 2015 10:58 AM  
**To:** Board of Supervisors, (BOS)  
**Cc:** Somera, Alisa (BOS)  
**Subject:** CPAC Letter of Support DCYF OAC

Good Morning- Please see attached for San Francisco's Child Care Planning and Advisory Council (CPAC) letter of support for the DCYF Oversight and Advisory Committee. If you have any questions feel free to contact me anytime.

Thank you for your time,  
-Erica

--  
--

Never doubt that a small group of thoughtful, committed citizens can change the world. Indeed, it is the only thing that ever has. ~M. Mead



May 19, 2015

To Mayor Edwin Lee  
Board of Supervisors

The San Francisco Child Care Planning and Advisory Council (CPAC) is the State mandated policy and planning body appointed by the Board of Supervisors and the Board of Education to advise the City on early care and education issues. CPAC's members come from a diverse background and include representation from public agencies, providers, support and resource organizations that serve children and families with infant, toddler, preschool, and school age children.

The passage of Proposition C in November provided for the establishment of a new body, the Oversight and Advisory Committee for the Department of Children, Youth, and Their Families. This body will have a tremendous impact on the city's planning and investments in children and youth in San Francisco for years to come.

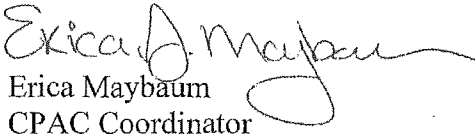
Thirty-eight percent of the child population (0-17) in San Francisco are under the age of 5. The tremendous unmet needs of this population was a strong rationale for the increase in the Children and Youth Fund approved by voters in November. For this reason, it is critical that an equitable number of members on the DCYF OAC have expertise, knowledge and experience of the needs and services required by our city's youngest children. Having at least 1/3 of the members on the OAC that represent 0-5 interests will be vital to informing DCYF planning of the Community Needs Assessment and the allocation process for the Children and Youth Fund, and for providing critical input for informing best practices and ensured transparency.

The following applicants for the OAC bring demonstrated experience, expertise and a perspective representing the early care and education community. CPAC recommends that their applications be strongly considered, along with others who are able to bring similar expertise and experience to the Committee.

Gretchen Ames  
Anwar Mojammel  
Alyson Suzuki  
Patty Siegel  
Margaret (Molly) Wertz

CPAC is confident that at least 1/3 of the membership of the DCYF OAC having an early care and education framework would fulfill the intent of the legislation that the Children and Youth Fund will be administered in a manner that is equitable and accountable to the community. If you have any questions regarding CPAC's recommendations please feel free to contact me at (415)236-2722.

Thank you,

  
Erica Maybaum  
CPAC Coordinator

Cc: Maria Su  
Alisa Somera

San Francisco Child Care Planning & Advisory Council (CPAC) • [www.sfcpac.org](http://www.sfcpac.org)  
Erica Maybaum, Coordinator • (415) 355-3673 • [Erica.Maybaum@sfgov.org](mailto:Erica.Maybaum@sfgov.org)

*"Setting and driving the child care agenda for San Francisco's children and their families"*

---

**From:** Board of Supervisors, (BOS)  
**To:** BOS-Supervisors  
**Subject:** FW: 1906 Earthquake Refugee Shack Cottage at 369 Valley St, Noe Valley, San Francisco  
**Attachments:** Greving ltr re Valley 5.9.15.docx

---

**From:** Jane Cryan [<mailto:cottage.lady@sbcglobal.net>]  
**Sent:** Monday, May 18, 2015 5:57 PM  
**To:** Lee, Mayor (MYR); Board of Supervisors, (BOS); Wiener, Scott; Secretary, Commissions (CPC); Rahaim, John (CPC); Joslin, Jeff (CPC); Frye, Tim (CPC); Tam, Tina (CPC)  
**Subject:** 1906 Earthquake Refugee Shack Cottage at 369 Valley St, Noe Valley, San Francisco

Honorable Mayor Lee, Members of the BOS, Gentlemen and Ms. Tam:

To support 369 Valley Street Neighbors in their fight to save the historic cottage I sent the attached letter to preservation planner Justin Greving.

Thank you for your time in reading this letter.



Jane F. Cryan  
1613 Western Street  
Oshkosh, WI 54901  
920/232-0920  
cottage.lady@sbcglobal.net

May 9, 2015

Mr. Justin Greiving, Preservation Planner  
City & County of San Francisco, Planning Department  
1650 Mission Street - Suite 400  
San Francisco, CA 94103

**Re: 1906 Earthquake Refugee Shack Cottage at 369 Valley Street**

Dear Mr. Greiving:

I write in support of Neighbors of 369 Valley Street with whom I stand in their effort to prevent the proposed demolition of this well-loved, often reported to the Shack Society, Noe Valley treasure.

I have read Tim Kelley's Revised Historic Resource Evaluation and Fabian Lannoye's application for demolition of the cottage purchased by John Schrader, and I ask you to consider the following when you decide the fate of 369 Valley Street.

- Mr. Kelley notes that the cottage contains a Type B Shack. It actually consists of two conjoined Shacks, one Type A and one Type B, both of which are clearly visible from aerial and streetside views, a fact which I long suspected and which is now established.
- Mr. Kelley notes that my 1984 survey did not include evaluation of historical integrity. He is correct. Because the then owner feared I wanted to enter the cottage to search for Code violations which I would report to The City, I was not permitted inside the dwelling and thus I could not make detailed notes.
- On page six of Mr. Kelley's HRE he states that Shack sidewalls were without windows. This is incorrect. Sidewalls had two light sliders which is evident in period photographs of the Shack camps. In addition to the sliders were the ubiquitous six lighters and double hung one over ones.
- Paragraph two, page seven of Mr. Kelley's HRE is fictitious. Authorities did not sell shacks to their occupants. Thomas Magee, director of the Lands & Buildings Department of the San Francisco Relief Corporation, initially wanted to charge rent to the campers believing that the occupants would place value their Shacks if they were required to make monthly

Mr. Justin Greving, Preservation Planner  
City & County of San Francisco, Planning Department  
Re: 369 Valley Street, San Francisco, California  
May 9, 2015

payments. However, The City's lawyers determined that it would be against the law to do so since the cabins were constructed on and occupied City-owned lands.

Instead of collecting rent, the Relief Corporation devised an installment payment system whereby Shack dwellers paid \$2.00 per month per Shack for each Shack they occupied. The monies collected were termed "installments" and were held on account by the Relief Corporation for each Shack occupant. These installments were returned to Shack occupants when proof was supplied to the Relief Corporation that the Shack dwellers had either leased or purchased a lot on which they would site the Shack and that the cabins being removed were free of vermin.

- On page 16 of the HRE Mr. Kelley states that there are one hundred Shacks extant. This is incorrect. During the height of the survey the Shack Society undertook in 1983-1986 my recollection is that we may have identified approximately 55-60 Shacks. An exact number at that time can be found in my primary research papers which I donated to the City of San Francisco in 1999. The collection, which includes realia, is archived at the History Center at San Francisco's Main Library.
- Also on page 16 of the HRE, I must take exception to Mr. Kelley's statement that the Shacks are not associated with significant persons in the history of San Francisco. Immediately to mind comes Major General Adolphus Washington Greely who, on his way to the East Coast when the earthquake struck, hurried back to San Francisco to take charge of the disaster and was instrumental in choosing U.S. Army officials to work closely with the Relief Corporation and Tom Magee in the design and siting of the Shacks. Another significant individual is Colonel George H. Pippy who frequently traveled around each camp in his touring car passing out candy to refugee children. Colonel Pippy was so beloved he was dubbed the "candy commissioner." Colonel and Mrs. Pippy's remains can be called upon at the columbarium in San Francisco where they occupy a sizeable piece of real estate on the main floor in the corridor to the left of the main entrance.

Who are we to say that the occupants of the Shacks were not significant in the history of San Francisco? Occupational surveys taken in the camps reveal homeless survivors of the disaster who helped make The City function: clerks, dressmakers, waiters, hostlers, blacksmiths, conductors, cooks, bakers, Union plumbers, Union painters, Union carpenters, even undertakers, accountants and dentists to name just a few. Further, Bill de Martini, the first occupant of the Valley Shacks, was engaged in that noblest of professions; he delivered U.S. mail.

- Regarding Mr. Kelley's comments about modifications to the Shacks, General Greely's soldiers and Tom Magee for the Relief Corporation expressly designed the Shacks to be

Mr. Justin Greving, Preservation Planner  
City & County of San Francisco, Planning Department  
Re: 369 Valley Street, San Francisco, California  
May 9, 2015

removed from the camps, conjoined if desired, and modified to erase all appearance of their original camp-like state, thus affording thousands of earthquake-surviving San Franciscans an opportunity to become first-time home owners.

*San Francisco Chronicle* reporter Louis J. Stellman waxed poetically over the Shacks writing, "...the lights of the little many-paned windows creep out, one by one, and lend their half timid luminance to the scene."

One Arthur Gilgore placed three conjoined Shacks at Jones and Green Streets intending "to make bungalows of them...with vines and flowers all around." When his neighbors complained about the presence of the cabins, he commissioned a woman who was considered to be the foremost designer of stained glass in San Francisco to replace all the windows in the Jones & Green Shacks with her art. (One small, single light example, the remaining of a pair, of this artist's work was still present in the front cottage of Landmark No. 171 when I last visited in 2007. The artist's name has so far, unfortunately, been lost to the ages.)

Further, on the subject of modifications to the Shacks, from the pen of *San Francisco Call* reporter Hanna Astrup Larsen on October 20, 1907: "When the cottage is set up in its place the outside transformation begins that is to make of the Shack a bungalow...frequently the walls are shingled or transformed from refugee green to a cheerful red...often a porch is added...only the eye accustomed by long observation to the dimensions of the refugee shack will detect them underneath the artistic new dress..."

In the early 1980s I was privileged to meet with and interview the last of 1906's survivors, none of which had been a tent or Shack dweller. Separately, but of like mind, these San Franciscans sternly instructed me to save every remaining Shack. Survivors who attended my frequent slide lectures begged me to present the hour and a half version because it included a half hour tour of the Shack camps. Many survivors cried when they saw the Shack photos for it brought back into memory "the greatest charity the world had ever known."

Please, Mr. Greving, spare 369 Valley Street from the wrecking ball. Spare the two Shacks living beneath their "artistic new dress" for they spread goodwill throughout Noe Valley and San Francisco.

Respectfully,

**Jane F. Cryan**

Founder/Director

The Society for the Preservation & Appreciation of  
San Francisco's 1906 Earthquake Refugee Shacks

(1982-1999)



# SAN FRANCISCO PLANNING DEPARTMENT

RECEIVED  
BOARD OF SUPERVISORS  
SAILER

2015 MAY 18 PM 2:00

1650 Mission St.  
Suite 400  
San Francisco,  
CA 94103-2479

May 25, 2015

Clerk of the Board of Supervisors  
City Hall  
1 Dr. Carlton B. Goodlett Place, Room 244  
San Francisco, CA 94102

Reception:  
415.558.6378

Fax:  
415.558.6409

Planning  
Information:  
415.558.6377

Re: Academy of Art University Draft Environmental Impact Report  
Planning Department File No. 2008.0586E

To Whom It May Concern:

Pursuant to the San Francisco Administrative Code Chapter 31, the enclosed environmental review document is being forwarded to you for distribution to the Board of Supervisors.

If you have any questions related to this project's environmental evaluation, please call me at 415-575-9071.

Sincerely,

Chelsea Fordham