

FILE NO: 170659

Petitions and Communications received from May 15, 2017, through May 26, 2017, for reference by the President to Committee considering related matters, or to be ordered filed by the Clerk on June 6, 2017.

Personal information that is provided in communications to the Board of Supervisors is subject to disclosure under the California Public Records Act and the San Francisco Sunshine Ordinance. Personal information will not be redacted.

From the Office of the Mayor, pursuant to the Treasure Island Conversion Act of 1997 and the Treasure Island Development Authority Bylaws, Article V, making the following appointments: Copy: Each Supervisor. (1)

Mark Dunlop - Treasure Island Development Authority - term ending February 26, 2020

Paul Giusti - Treasure Island Development Authority - term ending April 28, 2018

Sharon Lai - Treasure Island Development Authority - term ending February 26, 2021

From the Office of the Mayor, pursuant to Charter, Section 4.114, making the following nomination: Copy: Each Supervisor. (2)

Kimberly Brandon - Port Commission - term ending May 1, 2021

From The Office of the Mayor, pursuant to Charter, Section 3.100(18), making the following appointments: Copy: Each Supervisor. (3)

Larry Mazzola Jr. - Recreation and Park Commission - term ending June 27, 2018

From the Planning Department, submitting the Housing Balance Report No. 5. Copy: Each Supervisor. (4)

From the Department of Police Accountability, submitting the 2016 Third Quarter Comprehensive Statistical Report. Copy: Each Supervisor. (5)

From California Fish and Game, pursuant to Section 7110 of the Fish and Game Code, submitting notice of proposed regulatory action, adding Section 1.95, Title 14 of the California Code of Regulations, relating to a process to conform State recreational regulations to federal regulations. Copy: Each Supervisors. (6)

From the Office of Contract Management and Compliance, submitting an Administrative Code, Chapter 12B, Waiver Request. Copy: Each Supervisor. (7)

From Kim-Shree Maufas, regarding the reappointment of Petra DeJesus to the Police Commission. Copy: Each Supervisor. (8)

From Lorraine Petty, regarding Inclusionary Housing and HOMESF. File Nos. 150969 and 170208. Copy: Each Supervisor. (9)

From concerned citizens, regarding the Groundwater Supply Project. 3 letters. File No. 170456. Copy: Each Supervisor. (10)

From Gabor Cselle, regarding the ban on delivery robots. File No. 170599. Copy: Each Supervisor. (11)

From Pete Nowicki, regarding base fines. Copy: Each Supervisor. (12)

From David Serrano Sewell of the Hospital Council of Northern and Central California, regarding Senate Bill 687. Copy: Each Supervisor. (13)

From concerned citizens, regarding HOMESF. File No. 150969. 4 letters. Copy: Each Supervisor. (14)

From Christine Harris, regarding Dolores Park litter problems. Copy: Each Supervisor. (15)

From Aaron Goodman, regarding BVHP Redevelopment Plan and HPS Redevelopment Plan/ Prop O. File No. 170413. Copy: Each Supervisor. (16)

From Golden State Bail Agents Association regarding SB10 (Hertzberg) and AB42 (Bonta) known as the "Bail Reform bills." Copy: Each Supervisor. (17)

OFFICE OF THE MAYOR
SAN FRANCISCO



EDWIN M. LEE
MAYOR

BOS-11, Depotics
DOB, Depotics
Rules Clerk
Dep. City Atty

May 16, 2017

Angela Calvillo
Clerk of the Board, Board of Supervisors
San Francisco City Hall
1 Carlton B. Goodlett Place
San Francisco, CA 94102

RECEIVED
BOARD OF SUPERVISORS
SAN FRANCISCO
MAY 16 PM 4:06
BY AK

Dear Ms. Calvillo,

Pursuant to the Treasure Island Conversion Act of 1997 and the Treasure Island Development Authority (TIDA) Bylaws, Article V, I hereby reappoint Mark Dunlop as a member of the TIDA Board of Directors and appoint Paul Giusti and Sharon Lai to serve as members of the TIDA Board of Directors.

Mr. Dunlop, an elector of the City and County of San Francisco, is reappointed to Seat 6 for a term ending February 26, 2020. His reappointment is effective upon approval by the Board of Supervisors.

Mr. Giusti, an elector of the City and County of San Francisco, is appointed to Seat 7, formerly held by Larry Mazzola, Jr., for a term ending April 28, 2018. His appointment is effective upon approval by the Board of Supervisors.

Ms. Lai, an elector of the City and County of San Francisco, is appointed to Seat 2, formerly held by Tomas Aragon, for a term ending February 26, 2021. Her appointment is effective upon approval by the Board of Supervisors.

Please see the attached resumes which will illustrate how Mr. Dunlop, Mr. Giusti and Ms. Lai's qualifications allow him to represent the communities of interest, neighborhoods and diverse populations of San Francisco.

Should you have any questions related to this appointment, please contact my Deputy Chief of Staff, Francis Tsang, at (415) 554-6467.

Sincerely,

Edwin M. Lee
Mayor

Biography of Mark Dunlop

Mark Dunlop has been a resident of San Francisco for more than 30 years. During that time, he has been active in local political and social issues.

Becoming a member of the Alice B. Toklas LGBT Democratic Club he in 1977 he participated in the fight against the Briggs Initiative, an initiative that would have prohibited gays from becoming teachers. In 1980 he was a cofounder of the Haight Ashbury Community Services, one of the longest running food programs for needy San Franciscans,

From the beginning of the AIDs epidemic Mark has participated in several organizations giving support to People Living With HIV(PLWHIV) disease. He formed an informational discussion group at All Saints Parish in the Haight to give practical and spiritual help to PLWHIV. Having AIDs himself he spoke on national television urging the Reagan Administration to pay more attention to the disease. In 1997 Mark also became a member of the San Francisco HIV planning Council. He participated in the housing committee and was Chair of the Membership Committee.

Mark has also been involved in housing issues and was appointed by Mayor Agnos to the Citizens Committee on Community Development where he became chair of the housing subcommittee and eventual chair of the Citizens Committee itself.

In 1997, Mayor Willie Brown appointed Mark to the San Francisco Redevelopment Commission where he has served as Vice- President and President. One of seven commissioners in charge of public policy and long term planning for the San Francisco Redevelopment Agency. Reviewing and approving development plans and then implementation and management of major redevelopment projects throughout the City and County of San Francisco. The Commission also approves the hiring of the Agency's executive staff. Major development projects during his tenure until September 2006 include AT&T Park, the development at Mission Bay and Hunter's Point Shipyard.

In September 2006, Mayor Gavin Newsom appointed Mark to the San Francisco Human Rights Commission (SFHRC) to oversee the proper and efficient implementation of public policy by the staff of the Human Rights Commission. The Commissioners also serve as the judicial body for disputes regarding the implementation of the City's fair hiring practices. Also served as Co-chair of the Lesbian, Gay, Bisexual, Transgender Advisory Committee (LGBTAC). The LGBTAC advises the SFHRC on issues relating to the LGBT community.

In September 2008, Mayor Gavin Newsom appointed Mark to the Golden Gate Park Concourse Authority, working with San Francisco Rec and Park Department to design, construct, operate and maintain the underground parking facility on behalf of the City as well as oversee renovation of the Concourse grounds.

In December 2010, Mayor Newsom appointed Mark to the Treasure Island Development Authority Board of Directors to fill an unexpired term. He was reappointed in 2012 by Mayor Ed Lee, and is currently serving on the TIDA Board.

Additional Volunteer Activities and Honors

1981 Helped create a lunch program for distressed families at All Saints Episcopal Church in the Haight. It offers a warm meal every Saturday and is one the longest operating programs of its kind.

1983-1985. In conjunction with the food program created and ran a safer sex information and condom distribution program.

1988 Participated in Congresswoman Nancy Pelosi's monthly meetings on the AIDS crisis.

1991-1998 Citizens Committee on Community Development Appointed by Mayor Art Agnos, Reappointed by Mayors Frank Jordan and Willie L. Brown. Served on various sub committees and was elected chairman of the Housing Sub Committee.

1995 Invited by President Bill Clinton to be a participant in the first White House AIDS Conference.

2004, 2005 Volunteered at the early Project Homeless Connect as well Project School Connect.

2004-2006 President of Positive Peddlers, an organization dedicated to helping PWA/HIV find friendship, challenge and better health through bicycling events.
As an AIDS Ride participant and President of Positive Peddlers I have helped raise over \$20,000 to fight HIV/AIDS

2005-2007 Mayor Newsom appointed me to be a member of the Public Housing Task Force. Creating and presenting to the Mayor the document: "HOPE SF: REBUILDING PUBLIC HOUSING AND RESTORING OPPORTUNITY FOR ITS RESIDENTS"

2008 Worked as a volunteer for the election of President Obama. From August to November 2008, I was the Office Manager and Assistant Field Manager at the Carson City, Nevada field office.

2009 to Present After leaving the HRC Commission I have continued to serve on the LGBT HRC Advisory Committee, working on numerous sub committees addressing issues of racism in our own community as well as other issues of discrimination against LGBT people.

2009 to Present Board Member, Alice B. Toklas Lesbian, Gay, Bisexual, Transgender, Democratic Club. The largest and oldest LGBT club in San Francisco.

STATEMENT OF ECONOMIC INTERESTS

COVER PAGE

E-Filed
04/03/2017
13:19:27Filing ID:
164531881

Please type or print in ink.

NAME OF FILER	(LAST)	(FIRST)	(MIDDLE)
Dunlop, Mark			

1. Office, Agency, or Court

Agency Name (Do not use acronyms)

City and County of San Francisco

Division, Board, Department, District, if applicable

Your Position

Treasure Island Development Authority

Member

▶ If filing for multiple positions, list below or on an attachment. (Do not use acronyms)

Agency: _____ Position: _____

2. Jurisdiction of Office (Check at least one box)

- | | |
|--|---|
| <input type="checkbox"/> State | <input type="checkbox"/> Judge or Court Commissioner (Statewide Jurisdiction) |
| <input type="checkbox"/> Multi-County _____ | <input checked="" type="checkbox"/> County of <u>San Francisco</u> |
| <input checked="" type="checkbox"/> City of <u>San Francisco</u> | <input type="checkbox"/> Other _____ |

3. Type of Statement (Check at least one box)

- | | |
|--|--|
| <input checked="" type="checkbox"/> Annual: The period covered is January 1, 2016, through December 31, 2016
-or-
The period covered is ____/____/____, through December 31, 2016 | <input type="checkbox"/> Leaving Office: Date Left ____/____/____
(Check one)
<input type="radio"/> The period covered is January 1, 2016, through the date of leaving office.
<input type="radio"/> The period covered is ____/____/____, through the date of leaving office. |
| <input type="checkbox"/> Assuming Office: Date assumed ____/____/____ | |
| <input type="checkbox"/> Candidate: Election Year _____ and office sought, if different than Part 1: _____ | |

4. Schedule Summary (must complete) ▶ Total number of pages including this cover page: 1**Schedules attached**

- | | |
|--|--|
| <input type="checkbox"/> Schedule A-1 - Investments – schedule attached | <input type="checkbox"/> Schedule C - Income, Loans, & Business Positions – schedule attached |
| <input type="checkbox"/> Schedule A-2 - Investments – schedule attached | <input type="checkbox"/> Schedule D - Income – Gifts – schedule attached |
| <input type="checkbox"/> Schedule B - Real Property – schedule attached | <input type="checkbox"/> Schedule E - Income – Gifts – Travel Payments – schedule attached |

-or-

-
- None - No reportable interests on any schedule**

5. Verification

MAILING ADDRESS	STREET	CITY	STATE	ZIP CODE
<i>(Business or Agency Address Recommended - Public Document)</i>				
		San Francisco	CA	94130
DAYTIME TELEPHONE NUMBER	E-MAIL ADDRESS			
()				

I have used all reasonable diligence in preparing this statement. I have reviewed this statement and to the best of my knowledge the information contained herein and in any attached schedules is true and complete. I acknowledge this is a public document.

I certify under penalty of perjury under the laws of the State of California that the foregoing is true and correct.

Date Signed 04/03/2017
*(month, day, year)*Signature Mark Dunlop
(File the originally signed statement with your filing official.)

Paul F Giusti

5320 Diamond Heights Blvd. K306, San Francisco, CA 94131 | 415.715.6229 | pgiusti@recology.com

Objective

To serve on a commission where I can apply my skills and experience to help improve the quality of life of the citizens of the City and County of San Francisco.

Skills & Abilities

COMMUNICATION

- Natural and persuasive communicator with an ability to inspire individuals to work towards achieving a common goal. As Operations and Business Manager for Sunset Scavenger Company, communicated safety and customer service policies and goals to over 400 Teamster drivers, mechanics and shop, and customer service employees. Comfortable speaking in front of large groups and defusing contentious issues through the ability to create consensus among divergent groups. Represented and spoken on behalf of Recology at numerous civic events and town hall meetings.

LEADERSHIP

- Currently serve as Board-Chair for the Asian Pacific American Center (APACC), a non-profit located in Visitation Valley serving primarily mono-lingual, low income Asian seniors and families.
- Current and one of the original members of the Workforce Investment San Francisco board (WISF).
- An original member of the Community Clean team initiative, developed and implemented the Gigantic 3 service provided to each district monthly.
- Served for nine years as a member of the Mayor's graffiti advisory committee.
- Served for the last ten years as the San Francisco representative for the Recology Volunteer Committee. Most recently organized and coordinated 200 Recology volunteers to do a major landscape and clean-up of the Willie Mays Boys and Girls Club. Past events have included landscaping in Golden Gate Park and painting and fixing up the Bayview YMCA facilities.

GROUP COMMUNITY & GOVERNMENT AFFAIRS MANAGER | RECOLOGY | 2011 - CURRENT

- Represent the San Francisco group of Recology companies to communicate Recology's Zero Waste goals and programs at community meetings and public events.
- Manage public relations, customer outreach and education and field media requests and questions.
- Serve as liaison to City departments, agencies and elected officials drawing on almost 40 years of relationships built through service to the City of San Francisco.

BUSINESS UNIT MANAGER | SUNSET SCAVENGER COMPANY | 2001-2010

In addition to the overall operations of the company, managed all departments within budgets, responsible for labor contract management and key team member for numerous labor negotiations. Represented company in labor arbitrations as well as other legal issues around workers compensation and auto / general liability.

SENIOR OPERATIONS MANAGER | SUNSET SCAVENGER COMPANY | 1998-2001

- Supervised and managed overall operations of the company, including customer service, truck and garage.

DISPATCHER | SUNSET SCAVENGER COMPANY | 1994-96

- Responsible for daily assignments of over 300 drivers to routes. Responsible for weekly payroll and attendance. Responsible for hiring of new drivers. Performed various Human Resource functions in the years prior to having a dedicated human resource professional.

CURBSIDE RECYCLING OPERATIONS MANAGER | SUNSET SCAVENGER COMPANY | 1993-94

- Manager for the daily operations of the fledgling curbside recycling division for Sunset Scavenger and Golden Gate Recycling. Streamlined and implemented processes to successfully improve the program.

SPECIAL PROJECTS | SUNSET SCAVENGER COMPANY | 1990 - 92

- Performed routine route audits to ensure correct service and rates.
- Worked on team to re-route trucks based on time and weight efficiencies.
- Cold called commercial customers to sell them on subscribing to new recycling programs.

GARBAGE TRUCK DRIVER | SUNSET SCAVENGER COMPANY | 1977 - 90


- Joined Teamsters Local 350 and began career as a helper on a garbage truck. Studied and obtained Class B truck driver license and assumed responsibility for the safe operation of the truck. Eventually becoming a crew foreman of my own route.

Education

College | Attended 1973 - 1975 | College of Marin, Kentfield, CA

High School | Graduated 1973 | Sir Francis Drake High, San Anselmo, CA

Elementary / Junior High | Graduated 1969 | St Vincent de Paul, San Francisco, CA



STATEMENT OF ECONOMIC INTERESTS

COVER PAGE

E-Filed
03/21/2017
07:46:41
Filing ID:
164121864

Please type or print in ink.

NAME OF FILER (LAST) (FIRST) (MIDDLE)
Giusti, Paul F

1. Office, Agency, or Court

Agency Name (Do not use acronyms)
City and County of San Francisco
Division, Board, Department, District, if applicable
Your Position
Workforce Investment Board Member

► If filing for multiple positions, list below or on an attachment. (Do not use acronyms)

Agency: _____ Position: _____

2. Jurisdiction of Office (Check at least one box)

- State Judge or Court Commissioner (Statewide Jurisdiction)
- Multi-County _____ County of San Francisco
- City of San Francisco Other _____

3. Type of Statement (Check at least one box)

- Annual: The period covered is January 1, 2016, through December 31, 2016
- Leaving Office: Date Left ____/____/____ (Check one)
- Multi-County _____ The period covered is January 1, 2016, through the date of leaving office.
- City of San Francisco The period covered is ____/____/____, through the date of leaving office.
- Assuming Office: Date assumed ____/____/____
- Candidate: Election Year _____ and office sought, if different than Part 1: _____

4. Schedule Summary (must complete)

► Total number of pages including this cover page: 4

Schedules attached

- Schedule A-1 - Investments - schedule attached Schedule C - Income, Loans, & Business Positions - schedule attached
- Schedule A-2 - Investments - schedule attached Schedule D - Income - Gifts - schedule attached
- Schedule B - Real Property - schedule attached Schedule E - Income - Gifts - Travel Payments - schedule attached

-or-

None - No reportable interests on any schedule

5. Verification

MAILING ADDRESS STREET CITY STATE ZIP CODE
(Business or Agency Address Recommended - Public Document)
San Francisco CA 94134
DAYTIME TELEPHONE NUMBER E-MAIL ADDRESS
()

I have used all reasonable diligence in preparing this statement. I have reviewed this statement and to the best of my knowledge the information contained herein and in any attached schedules is true and complete. I acknowledge this is a public document.

I certify under penalty of perjury under the laws of the State of California that the foregoing is true and correct.

Date Signed 03/21/2017
(month, day, year)

Signature Paul F Giusti
(File the originally signed statement with your filing official.)

SCHEDULE A-1 Investments

Stocks, Bonds, and Other Interests (Ownership Interest is Less Than 10%)

Do not attach brokerage or financial statements.

CALIFORNIA FORM 700	
FAIR POLITICAL PRACTICES COMMISSION	
Name	
Giusti, Paul F	

▶ NAME OF BUSINESS ENTITY
Pacific Gas & Electric

GENERAL DESCRIPTION OF THIS BUSINESS
Energy Transmission

FAIR MARKET VALUE
 \$2,000 - \$10,000 \$10,001 - \$100,000
 \$100,001 - \$1,000,000 Over \$1,000,000

NATURE OF INVESTMENT
 Stock Other _____
(Describe)
 Partnership Income Received of \$0 - \$499
 Income Received of \$500 or More (Report on Schedule C)

IF APPLICABLE, LIST DATE:
 _____ / _____ / _____ _____ / _____ / _____
 ACQUIRED DISPOSED

▶ NAME OF BUSINESS ENTITY
Twenty First Century Fox

GENERAL DESCRIPTION OF THIS BUSINESS
Entertainment

FAIR MARKET VALUE
 \$2,000 - \$10,000 \$10,001 - \$100,000
 \$100,001 - \$1,000,000 Over \$1,000,000

NATURE OF INVESTMENT
 Stock Other _____
(Describe)
 Partnership Income Received of \$0 - \$499
 Income Received of \$500 or More (Report on Schedule C)

IF APPLICABLE, LIST DATE:
 _____ / _____ / _____ _____ / _____ / _____
 ACQUIRED DISPOSED

▶ NAME OF BUSINESS ENTITY

GENERAL DESCRIPTION OF THIS BUSINESS

FAIR MARKET VALUE
 \$2,000 - \$10,000 \$10,001 - \$100,000
 \$100,001 - \$1,000,000 Over \$1,000,000

NATURE OF INVESTMENT
 Stock Other _____
(Describe)
 Partnership Income Received of \$0 - \$499
 Income Received of \$500 or More (Report on Schedule C)

IF APPLICABLE, LIST DATE:
 _____ / _____ / _____ _____ / _____ / _____
 ACQUIRED DISPOSED

▶ NAME OF BUSINESS ENTITY

GENERAL DESCRIPTION OF THIS BUSINESS

FAIR MARKET VALUE
 \$2,000 - \$10,000 \$10,001 - \$100,000
 \$100,001 - \$1,000,000 Over \$1,000,000

NATURE OF INVESTMENT
 Stock Other _____
(Describe)
 Partnership Income Received of \$0 - \$499
 Income Received of \$500 or More (Report on Schedule C)

IF APPLICABLE, LIST DATE:
 _____ / _____ / _____ _____ / _____ / _____
 ACQUIRED DISPOSED

▶ NAME OF BUSINESS ENTITY

GENERAL DESCRIPTION OF THIS BUSINESS

FAIR MARKET VALUE
 \$2,000 - \$10,000 \$10,001 - \$100,000
 \$100,001 - \$1,000,000 Over \$1,000,000

NATURE OF INVESTMENT
 Stock Other _____
(Describe)
 Partnership Income Received of \$0 - \$499
 Income Received of \$500 or More (Report on Schedule C)

IF APPLICABLE, LIST DATE:
 _____ / _____ / _____ _____ / _____ / _____
 ACQUIRED DISPOSED

▶ NAME OF BUSINESS ENTITY

GENERAL DESCRIPTION OF THIS BUSINESS

FAIR MARKET VALUE
 \$2,000 - \$10,000 \$10,001 - \$100,000
 \$100,001 - \$1,000,000 Over \$1,000,000

NATURE OF INVESTMENT
 Stock Other _____
(Describe)
 Partnership Income Received of \$0 - \$499
 Income Received of \$500 or More (Report on Schedule C)

IF APPLICABLE, LIST DATE:
 _____ / _____ / _____ _____ / _____ / _____
 ACQUIRED DISPOSED

Comments: _____

SCHEDULE B
Interests in Real Property
 (Including Rental Income)

▶ ASSESSOR'S PARCEL NUMBER OR STREET ADDRESS
 5320 Diamond Heights Blvd. K306
 CITY
 San Francisco

FAIR MARKET VALUE IF APPLICABLE, LIST DATE:
 \$2,000 - \$10,000
 \$10,001 - \$100,000
 \$100,001 - \$1,000,000
 Over \$1,000,000

ACQUIRED _____ DISPOSED _____

NATURE OF INTEREST
 Ownership/Deed of Trust Easement
 Leasehold _____ Yrs. remaining _____ Other _____

IF RENTAL PROPERTY, GROSS INCOME RECEIVED
 \$0 - \$499 \$500 - \$1,000 \$1,001 - \$10,000
 \$10,001 - \$100,000 OVER \$100,000

SOURCES OF RENTAL INCOME: If you own a 10% or greater interest, list the name of each tenant that is a single source of income of \$10,000 or more.
 None

▶ ASSESSOR'S PARCEL NUMBER OR STREET ADDRESS

 CITY

FAIR MARKET VALUE IF APPLICABLE, LIST DATE:
 \$2,000 - \$10,000
 \$10,001 - \$100,000
 \$100,001 - \$1,000,000
 Over \$1,000,000

ACQUIRED _____ DISPOSED _____

NATURE OF INTEREST
 Ownership/Deed of Trust Easement
 Leasehold _____ Yrs. remaining _____ Other _____

IF RENTAL PROPERTY, GROSS INCOME RECEIVED
 \$0 - \$499 \$500 - \$1,000 \$1,001 - \$10,000
 \$10,001 - \$100,000 OVER \$100,000

SOURCES OF RENTAL INCOME: If you own a 10% or greater interest, list the name of each tenant that is a single source of income of \$10,000 or more.
 None

* You are not required to report loans from commercial lending institutions made in the lender's regular course of business on terms available to members of the public without regard to your official status. Personal loans and loans received not in a lender's regular course of business must be disclosed as follows:

NAME OF LENDER*

 ADDRESS (Business Address Acceptable)

 BUSINESS ACTIVITY, IF ANY, OF LENDER

 INTEREST RATE _____ TERM (Months/Years) _____
 _____% None
 HIGHEST BALANCE DURING REPORTING PERIOD
 \$500 - \$1,000 \$1,001 - \$10,000
 \$10,001 - \$100,000 OVER \$100,000
 Guarantor, if applicable

NAME OF LENDER*

 ADDRESS (Business Address Acceptable)

 BUSINESS ACTIVITY, IF ANY, OF LENDER

 INTEREST RATE _____ TERM (Months/Years) _____
 _____% None
 HIGHEST BALANCE DURING REPORTING PERIOD
 \$500 - \$1,000 \$1,001 - \$10,000
 \$10,001 - \$100,000 OVER \$100,000
 Guarantor, if applicable

Comments: _____

SCHEDULE C

Income, Loans, & Business Positions

(Other than Gifts and Travel Payments)

CALIFORNIA FORM 700
FAIR POLITICAL PRACTICES COMMISSION

Name
Giusti, Paul F

▶ 1. INCOME RECEIVED	▶ 1. INCOME RECEIVED
NAME OF SOURCE OF INCOME <u>Recology Sunset Scavenger</u> ADDRESS (Business Address Acceptable) <u>San Francisco, CA 94134</u> BUSINESS ACTIVITY, IF ANY, OF SOURCE <u>Refuse Removal</u> YOUR BUSINESS POSITION <u>Group Community and Government Affairs Manager</u>	NAME OF SOURCE OF INCOME _____ ADDRESS (Business Address Acceptable) _____ BUSINESS ACTIVITY, IF ANY, OF SOURCE _____ YOUR BUSINESS POSITION _____
GROSS INCOME RECEIVED <input type="checkbox"/> No Income - Business Position Only <input type="checkbox"/> \$500 - \$1,000 <input type="checkbox"/> \$1,001 - \$10,000 <input type="checkbox"/> \$10,001 - \$100,000 <input checked="" type="checkbox"/> OVER \$100,000	GROSS INCOME RECEIVED <input type="checkbox"/> No Income - Business Position Only <input type="checkbox"/> \$500 - \$1,000 <input type="checkbox"/> \$1,001 - \$10,000 <input type="checkbox"/> \$10,001 - \$100,000 <input type="checkbox"/> OVER \$100,000
CONSIDERATION FOR WHICH INCOME WAS RECEIVED <input checked="" type="checkbox"/> Salary <input type="checkbox"/> Spouse's or registered domestic partner's income <small>(For self-employed use Schedule A-2.)</small> <input type="checkbox"/> Partnership (Less than 10% ownership. For 10% or greater use Schedule A-2.) <input type="checkbox"/> Sale of _____ <small>(Real property, car, boat, etc.)</small> <input type="checkbox"/> Loan repayment <input type="checkbox"/> Commission or <input type="checkbox"/> Rental Income, <small>list each source of \$10,000 or more</small> _____ <small>(Describe)</small> <input type="checkbox"/> Other _____ <small>(Describe)</small>	CONSIDERATION FOR WHICH INCOME WAS RECEIVED <input type="checkbox"/> Salary <input type="checkbox"/> Spouse's or registered domestic partner's income <small>(For self-employed use Schedule A-2.)</small> <input type="checkbox"/> Partnership (Less than 10% ownership. For 10% or greater use Schedule A-2.) <input type="checkbox"/> Sale of _____ <small>(Real property, car, boat, etc.)</small> <input type="checkbox"/> Loan repayment <input type="checkbox"/> Commission or <input type="checkbox"/> Rental Income, <small>list each source of \$10,000 or more</small> _____ <small>(Describe)</small> <input type="checkbox"/> Other _____ <small>(Describe)</small>

▶ 2. LOANS RECEIVED OR OUTSTANDING DURING THE REPORTING PERIOD

* You are not required to report loans from commercial lending institutions, or any indebtedness created as part of a retail installment or credit card transaction, made in the lender's regular course of business on terms available to members of the public without regard to your official status. Personal loans and loans received not in a lender's regular course of business must be disclosed as follows:

NAME OF LENDER* _____ ADDRESS (Business Address Acceptable) _____ BUSINESS ACTIVITY, IF ANY, OF LENDER _____ HIGHEST BALANCE DURING REPORTING PERIOD <input type="checkbox"/> \$500 - \$1,000 <input type="checkbox"/> \$1,001 - \$10,000 <input type="checkbox"/> \$10,001 - \$100,000 <input type="checkbox"/> OVER \$100,000	INTEREST RATE _____% <input type="checkbox"/> None TERM (Months/Years) _____ SECURITY FOR LOAN <input type="checkbox"/> None <input type="checkbox"/> Personal residence <input type="checkbox"/> Real Property _____ <div style="text-align: right;"><small>Street address</small></div> <div style="text-align: right;"><small>City</small></div> <input type="checkbox"/> Guarantor _____ <input type="checkbox"/> Other _____ <small>(Describe)</small>
---	--

Comments: _____

SHARON W. LAI

Phone (626) 374-3345

E-mail sharon.w.lai@gmail.com

Affiliations/ Leadership/ Volunteer

Junior League of San Francisco (JLSF) - Board of Director and Volunteer (2011-present)

JLSF activities include: Local community program partnerships with Pomeroy Recreation & Rehabilitation Center, Raphael House, San Francisco Child Abuse Prevention Center, San Francisco Education Fund, and SMART; Grants and bridge funding for local programs; and Advocacy at State level.

At Large Board Director and other leadership roles in volunteerism, committee chair, event planning, grant making, and strategic planning for the local chapter of an international women's non-profit organization with over 2000 members in San Francisco.

March of Dimes - Event Board (2015-present)

Events Board member for the annual "Signature Chefs Auction" fundraiser for research, advocacy and awareness to end premature births, raising \$300,000 annually.

Habitat for Humanity, Global Village Program - Volunteer (2009)

Work Experience

Director of Development - One Vassar, LLC. (2015-Present)

- Spearhead and direct community development and outreach program efforts
- Evaluate commercial and residential development opportunities nationwide in various markets
- Lead master planning and project development efforts for over 1.5 million square feet of transit oriented developments
- Develop and manage multi-disciplinary project teams for pre-development, development and construction projects nationwide, including architects, engineers, land use attorneys, environmental consultants, surveyors and public relations consultants
- Perform analysis for concept development and feasibility of significant value add projects
- Oversee and negotiate contracts
- Formulate new and refine existing development project scope and strategies
- Lead architectural and programmatic development of projects
- Research, evaluate and interpret market information, land use law and policies
- Perform due diligence research in support of land acquisition
- Financial tracking and performance analysis

Planner/Senior Planner - City and County of San Francisco, California (2008-2015)

- Management of hundreds of residential and commercial project applications
- Conduct quantitative and qualitative review of development projects
- Develop Department positions on a variety of land use applications
- Specialize in implementation of local and state regulatory requirements and policies
- Senior level experience with design review and with the Planning Code for a wide variety of development projects, including residential, mixed-use projects and tower developments.
- Represent the Department at the Planning Commission and Community Meetings
- Represent the Department in preliminary project scoping meetings with constituents
- Participate in cross-division special projects such as process improvement, Carshare legislation, density bonus programs, space planning efforts, Broadway Streets Improvements, Sunset Survey, Internship Program, Glen Park area plan, and Glen Park BART station redevelopment RFQ

Planning Technician - City of Piedmont, California (2005- 2008)

- Process design review applications, examine for compliance; conduct site visits of commercial and residential properties
- Compile information; prepare statistical and narrative reports and other technical documents for the Planning Commission and City Council
- Attend Planning Commission meetings and act as the City's liaison to outside agencies (Alameda County Housing and Community Development Agency, Congestion Management Agency, and Oakland's Lake Merritt Water Quality Technical Committee), facilitate cooperation, compliance reviews and reports, and secure funding
- Revise and develop the City's policies, guidelines, municipal code, and applications

Internships

General Motors Marketing Internship Program, Los Angeles (2002)

Hong Kong Trade Development Council Internship, Wuhan, China (2000)

Qualifications

LEED AP (Since 2009)

University of California Berkeley, (2005)

BA in Development Studies, concentration in Asia and Economic Development

Minor in City and Regional Planning, emphasis in Housing and Transportation

National University of Singapore, (2004)

Emphasis in Micro and Macro development of the Asian-Pacific

**STATEMENT OF ECONOMIC INTERESTS
 COVER PAGE**

Date Initial Filing Received

Please type or print in ink.

NAME OF FILER (LAST) (FIRST) (MIDDLE)
 Lai Sharon Wai Sum

1. Office, Agency, or Court

Agency Name (Do not use acronyms)
 Treasure Island Development Authority
 Division, Board, Department, District, if applicable Board
 Your Position Member of the Board

► If filing for multiple positions, list below or on an attachment. (Do not use acronyms)

Agency: _____ Position: _____

2. Jurisdiction of Office (Check at least one box)

State Judge or Court Commissioner (Statewide Jurisdiction)
 Multi-County _____ County of _____
 City of San Francisco Other _____

3. Type of Statement (Check at least one box)

Annual: The period covered is January 1, 2016, through December 31, 2016.
 -or- The period covered is 1 / 1 / 2016, through December 31, 2016.
 Assuming Office: Date assumed _____
 Candidate: Election year _____ and office sought, if different than Part 1: _____
 Leaving Office: Date Left _____ (Check one)
 The period covered is January 1, 2016, through the date of leaving office.
 -or-
 The period covered is _____, through the date of leaving office.

4. Schedule Summary (must complete) ► Total number of pages including this cover page: _____

Schedules attached

Schedule A-1 - Investments - schedule attached Schedule C - Income, Loans, & Business Positions - schedule attached
 Schedule A-2 - Investments - schedule attached Schedule D - Income - Gifts - schedule attached
 Schedule B - Real Property - schedule attached Schedule E - Income - Gifts - Travel Payments - schedule attached

-or-

None - No reportable interests on any schedule


5. Verification

MAILING ADDRESS STREET CITY STATE ZIP CODE
 (Business or Agency Address Recommended - Public Document)
 750 Castro Street San Francisco CA 94114
 DAYTIME TELEPHONE NUMBER E-MAIL ADDRESS
 (415) 271-1313 sharon.w.lai@gmail.com

I have used all reasonable diligence in preparing this statement. I have reviewed this statement and to the best of my knowledge the information contained herein and in any attached schedules is true and complete. I acknowledge this is a public document.

I certify under penalty of perjury under the laws of the State of California that the foregoing is true and correct.

Date Signed 5/1/17
 (month, day, year)

Signature 
 (File the originally signed statement with your filing official.)

SCHEDULE C
Income, Loans, & Business
Positions
 (Other than Gifts and Travel Payments)

CALIFORNIA FORM 700
 FAIR POLITICAL PRACTICES COMMISSION

Name _____

▶ 1. INCOME RECEIVED

NAME OF SOURCE OF INCOME
 One Vassar, LLC

ADDRESS (Business Address Acceptable)
 433 California Street, 7th Floor, San Francisco

BUSINESS ACTIVITY, IF ANY, OF SOURCE
 Real Estate

YOUR BUSINESS POSITION
 Director of Development

GROSS INCOME RECEIVED No Income - Business Position Only
 \$500 - \$1,000 \$1,001 - \$10,000
 \$10,001 - \$100,000 OVER \$100,000

CONSIDERATION FOR WHICH INCOME WAS RECEIVED
 Salary Spouse's or registered domestic partner's income
 (For self-employed use Schedule A-2.)

Partnership (Less than 10% ownership. For 10% or greater use
 Schedule A-2.)

Sale of _____
 (Real property, car, boat, etc.)

Loan repayment

Commission or Rental Income, list each source of \$10,000 or more

 (Describe)

Other _____
 (Describe)

▶ 1. INCOME RECEIVED

NAME OF SOURCE OF INCOME
 J.P. Morgan

ADDRESS (Business Address Acceptable)
 560 Mission Street, San Francisco

BUSINESS ACTIVITY, IF ANY, OF SOURCE
 Banking

YOUR BUSINESS POSITION
 Executive Director

GROSS INCOME RECEIVED No Income - Business Position Only
 \$500 - \$1,000 \$1,001 - \$10,000
 \$10,001 - \$100,000 OVER \$100,000

CONSIDERATION FOR WHICH INCOME WAS RECEIVED
 Salary Spouse's or registered domestic partner's income
 (For self-employed use Schedule A-2.)

Partnership (Less than 10% ownership. For 10% or greater use
 Schedule A-2.)

Sale of _____
 (Real property, car, boat, etc.)

Loan repayment

Commission or Rental Income, list each source of \$10,000 or more

 (Describe)

Other _____
 (Describe)

▶ 2. LOANS RECEIVED OR OUTSTANDING DURING THE REPORTING PERIOD

* You are not required to report loans from commercial lending institutions, or any indebtedness created as part of a retail installment or credit card transaction, made in the lender's regular course of business on terms available to members of the public without regard to your official status. Personal loans and loans received not in a lender's regular course of business must be disclosed as follows:

NAME OF LENDER* _____

ADDRESS (Business Address Acceptable) _____

BUSINESS ACTIVITY, IF ANY, OF LENDER _____

HIGHEST BALANCE DURING REPORTING PERIOD
 \$500 - \$1,000
 \$1,001 - \$10,000
 \$10,001 - \$100,000
 OVER \$100,000

INTEREST RATE _____% None

TERM (Months/Years) _____

SECURITY FOR LOAN
 None Personal residence

Real Property _____
 Street address _____
 City _____

Guarantor _____

Other _____
 (Describe)

Comments: _____

SCHEDULE E

Income – Gifts

Travel Payments, Advances, and Reimbursements

CALIFORNIA FORM 700

FAIR POLITICAL PRACTICES COMMISSION

Name _____

- Mark either the gift or income box.
- Mark the “501(c)(3)” box for a travel payment received from a nonprofit 501(c)(3) organization or the “Speech” box if you made a speech or participated in a panel. These payments are not subject to the gift limit, but may result in a disqualifying conflict of interest.
- For gifts of travel, provide the travel destination.

▶ NAME OF SOURCE *(Not an Acronym)*
Junior League of San Francisco
 ADDRESS *(Business Address Acceptable)*
2226 Fillmore Street
 CITY AND STATE
San Francisco, CA 94114

501 (c)(3) or DESCRIBE BUSINESS ACTIVITY, IF ANY, OF SOURCE

DATE(S): 4 / 4 / 16 - ____ / ____ / ____ AMT: \$ 940.20
(If gift)

▶ MUST CHECK ONE: Gift -or- Income

Made a Speech/Participated in a Panel

Other - Provide Description AJLI conference flight reimbursement

▶ If Gift, Provide Travel Destination Atlanta

▶ NAME OF SOURCE *(Not an Acronym)*

 ADDRESS *(Business Address Acceptable)*

 CITY AND STATE

501 (c)(3) or DESCRIBE BUSINESS ACTIVITY, IF ANY, OF SOURCE

DATE(S): ____ / ____ / ____ - ____ / ____ / ____ AMT: \$ _____
(If gift)

▶ MUST CHECK ONE: Gift -or- Income

Made a Speech/Participated in a Panel

Other - Provide Description _____

▶ If Gift, Provide Travel Destination _____

▶ NAME OF SOURCE *(Not an Acronym)*

 ADDRESS *(Business Address Acceptable)*

 CITY AND STATE

501 (c)(3) or DESCRIBE BUSINESS ACTIVITY, IF ANY, OF SOURCE

DATE(S): ____ / ____ / ____ - ____ / ____ / ____ AMT: \$ _____
(If gift)

▶ MUST CHECK ONE: Gift -or- Income

Made a Speech/Participated in a Panel

Other - Provide Description _____

▶ If Gift, Provide Travel Destination _____

▶ NAME OF SOURCE *(Not an Acronym)*

 ADDRESS *(Business Address Acceptable)*

 CITY AND STATE

501 (c)(3) or DESCRIBE BUSINESS ACTIVITY, IF ANY, OF SOURCE

DATE(S): ____ / ____ / ____ - ____ / ____ / ____ AMT: \$ _____
(If gift)

▶ MUST CHECK ONE: Gift -or- Income

Made a Speech/Participated in a Panel

Other - Provide Description _____

▶ If Gift, Provide Travel Destination _____

Comments: _____

OFFICE OF THE MAYOR
SAN FRANCISCO



EDWIN M. LEE
MAYOR

BOS-11 / Leg Clerk / City Clerk /
Deputies / City Page / AC-File
Rules Clerk

May 16, 2017

Angela Calvillo
Clerk of the Board, Board of Supervisors
San Francisco City Hall
1 Carlton B. Goodlett Place
San Francisco, CA 94102

RECEIVED
BOARD OF SUPERVISORS
SAN FRANCISCO
2017 MAY 16 PM 4:06
BY AK

Dear Ms. Calvillo,


Pursuant to Charter Section 4.114, I hereby make the following nomination:

Kimberly Brandon, to the San Francisco Port Commission, for a term ending May 1, 2021.

I am confident that Ms. Brandon, an elector of the City and County, will continue to serve our community well. Attached are her qualifications, which demonstrate how this appointment represents the communities of interest, neighborhoods and diverse populations of the City and County of San Francisco.

Should you have any questions related to this appointment, please contact my Deputy Chief of Staff, Francis Tsang at (415) 554-6467.

Sincerely,


Edwin M. Lee
Mayor

2

Kimberly Brandon



Kimberly Brandon was appointed to the San Francisco Port Commission by Mayor Willie L. Brown, Jr. in August 1997. She is the current Vice President of the Port Commission. She was elected President of the Port Commission in 2000, 2001, 2008 and 2011 and served as Vice President in 1998, 1999, 2002, 2003, 2006, 2007 and 2010. Ms. Brandon is a native San Franciscan who has dedicated a career to social justice and economic empowerment.

She is the first African-American woman to serve on the San Francisco Port Commission. The Port Commission oversees seven and one half miles of the most expensive real estate in the country that includes maritime, commercial and retail developments. Amongst its tenants are AT&T Park, the Ferry Building and Fisherman's Wharf. Ms. Brandon has been actively involved in the Port's city-wide community outreach efforts. She is responsible for spearheading the Southern Waterfront Advisory Committee (SWAC), so that the communities in the Southeast portion of San Francisco would be included in the Port's plans for development of the Southern Waterfront. Ms. Brandon also has promoted diversity in staff hiring and contracting to ensure that the Port is representative of the City and County of San Francisco.

She has been instrumental in fostering international trade relations with sister ports including participation in delegations to the People's Republic of China, Vietnam, Argentina, Chile, Ghana and Mexico.

Ms. Brandon has also mapped a flourishing career in the field of financial services. Currently she serves as Senior Vice President and Wealth Advisor with Morgan Stanley, where she oversees over \$200 million in assets of high net worth individuals, foundations, endowments and public entities. Prior to joining Morgan Stanley she had a successful stint as Vice President and Private Client Manager with the Private Bank of Bank of America.

Ms. Brandon is a graduate of San Francisco State University. She has completed Cannon Financials Certified Wealth Strategist Mastery Program and holds the National Association of Securities Dealers Series 7 and 66 licenses.

Ms. Brandon is very active in the San Francisco community with involvement in civic and political causes. She spends numerous hours serving the community on various non profit boards and is currently active as a board trustee of the Museum of African Diaspora, PACT, Inc. and The Young Scholars Program.

CALIFORNIA FORM 700
 FAIR POLITICAL PRACTICES COMMISSION
 A PUBLIC DOCUMENT

STATEMENT OF ECONOMIC INTERESTS
COVER PAGE

 E-Filed
 03/06/2017
 14:08:15

 Filing ID:
 163733286

Please type or print in ink.

NAME OF FILER	(LAST)	(FIRST)	(MIDDLE)
Brandon, Kimberly			

1. Office, Agency, or Court

Agency Name (Do not use acronyms)

City and County of San Francisco

Division, Board, Department, District, if applicable

Your Position

Port Commission

Commissioner

▶ If filing for multiple positions, list below or on an attachment. (Do not use acronyms)

Agency: _____ Position: _____

2. Jurisdiction of Office (Check at least one box) State Judge or Court Commissioner (Statewide Jurisdiction) Multi-County _____ County of San Francisco City of _____ Other _____**3. Type of Statement (Check at least one box)** **Annual:** The period covered is January 1, 2016, through
December 31, 2016

-or-

The period covered is ____/____/____, through
December 31, 2016 **Leaving Office:** Date Left ____/____/____
(Check one) The period covered is January 1, 2016, through the date of
leaving office. The period covered is ____/____/____, through the date
of leaving office. **Assuming Office:** Date assumed ____/____/____ **Candidate:** Election Year _____ and office sought, if different than Part 1: _____**4. Schedule Summary (must complete)**▶ Total number of pages including this cover page: 4

Schedules attached

 Schedule A-1 - Investments – schedule attached **Schedule C - Income, Loans, & Business Positions** – schedule attached **Schedule A-2 - Investments** – schedule attached **Schedule D - Income – Gifts** – schedule attached **Schedule B - Real Property** – schedule attached **Schedule E - Income – Gifts – Travel Payments** – schedule attached

-or-

 None - No reportable interests on any schedule**5. Verification**

MAILING ADDRESS	STREET	CITY	STATE	ZIP CODE
<i>(Business or Agency Address Recommended - Public Document)</i>				
		San Francisco	CA	94111

DAYTIME TELEPHONE NUMBER

()

E-MAIL ADDRESS

I have used all reasonable diligence in preparing this statement. I have reviewed this statement and to the best of my knowledge the information contained herein and in any attached schedules is true and complete. I acknowledge this is a public document.

I certify under penalty of perjury under the laws of the State of California that the foregoing is true and correct.

Date Signed 03/06/2017
(month, day, year)Signature Kimberly Brandon
(File the originally signed statement with your filing official.)

SCHEDULE A-1 Investments

Stocks, Bonds, and Other Interests (Ownership Interest is Less Than 10%)

Do not attach brokerage or financial statements.

CALIFORNIA FORM 700
FAIR POLITICAL PRACTICES COMMISSION

Name
Brandon, Kimberly

▶ NAME OF BUSINESS ENTITY
Morgan Stanley

GENERAL DESCRIPTION OF THIS BUSINESS
Investment Banking Firm

FAIR MARKET VALUE
 \$2,000 - \$10,000 \$10,001 - \$100,000
 \$100,001 - \$1,000,000 Over \$1,000,000

NATURE OF INVESTMENT
 Stock Other _____
(Describe)
 Partnership Income Received of \$0 - \$499
 Income Received of \$500 or More *(Report on Schedule C)*

IF APPLICABLE, LIST DATE:
 _____ / _____ / _____
 ACQUIRED DISPOSED

▶ NAME OF BUSINESS ENTITY

GENERAL DESCRIPTION OF THIS BUSINESS

FAIR MARKET VALUE
 \$2,000 - \$10,000 \$10,001 - \$100,000
 \$100,001 - \$1,000,000 Over \$1,000,000

NATURE OF INVESTMENT
 Stock Other _____
(Describe)
 Partnership Income Received of \$0 - \$499
 Income Received of \$500 or More *(Report on Schedule C)*

IF APPLICABLE, LIST DATE:
 _____ / _____ / _____
 ACQUIRED DISPOSED

▶ NAME OF BUSINESS ENTITY

GENERAL DESCRIPTION OF THIS BUSINESS

FAIR MARKET VALUE
 \$2,000 - \$10,000 \$10,001 - \$100,000
 \$100,001 - \$1,000,000 Over \$1,000,000

NATURE OF INVESTMENT
 Stock Other _____
(Describe)
 Partnership Income Received of \$0 - \$499
 Income Received of \$500 or More *(Report on Schedule C)*

IF APPLICABLE, LIST DATE:
 _____ / _____ / _____
 ACQUIRED DISPOSED

▶ NAME OF BUSINESS ENTITY

GENERAL DESCRIPTION OF THIS BUSINESS

FAIR MARKET VALUE
 \$2,000 - \$10,000 \$10,001 - \$100,000
 \$100,001 - \$1,000,000 Over \$1,000,000

NATURE OF INVESTMENT
 Stock Other _____
(Describe)
 Partnership Income Received of \$0 - \$499
 Income Received of \$500 or More *(Report on Schedule C)*

IF APPLICABLE, LIST DATE:
 _____ / _____ / _____
 ACQUIRED DISPOSED

▶ NAME OF BUSINESS ENTITY

GENERAL DESCRIPTION OF THIS BUSINESS

FAIR MARKET VALUE
 \$2,000 - \$10,000 \$10,001 - \$100,000
 \$100,001 - \$1,000,000 Over \$1,000,000

NATURE OF INVESTMENT
 Stock Other _____
(Describe)
 Partnership Income Received of \$0 - \$499
 Income Received of \$500 or More *(Report on Schedule C)*

IF APPLICABLE, LIST DATE:
 _____ / _____ / _____
 ACQUIRED DISPOSED

▶ NAME OF BUSINESS ENTITY

GENERAL DESCRIPTION OF THIS BUSINESS

FAIR MARKET VALUE
 \$2,000 - \$10,000 \$10,001 - \$100,000
 \$100,001 - \$1,000,000 Over \$1,000,000

NATURE OF INVESTMENT
 Stock Other _____
(Describe)
 Partnership Income Received of \$0 - \$499
 Income Received of \$500 or More *(Report on Schedule C)*

IF APPLICABLE, LIST DATE:
 _____ / _____ / _____
 ACQUIRED DISPOSED

Comments: _____

SCHEDULE A-2
Investments, Income, and Assets
of Business Entities/Trusts
(Ownership Interest is 10% or Greater)

CALIFORNIA FORM 700
FAIR POLITICAL PRACTICES COMMISSION
Name
Brandon, Kimberly

▶ 1. BUSINESS ENTITY OR TRUST

Kimberly K. Brandon Trust
Name

San Francisco, Ca 94124
Address (Business Address Acceptable)

Check one
 Trust, go to 2 Business Entity, complete the box, then go to 2

GENERAL DESCRIPTION OF THIS BUSINESS

FAIR MARKET VALUE	IF APPLICABLE, LIST DATE:				
<input type="checkbox"/> \$0 - \$1,999 <input type="checkbox"/> \$2,000 - \$10,000 <input type="checkbox"/> \$10,001 - \$100,000 <input type="checkbox"/> \$100,001 - \$1,000,000 <input type="checkbox"/> Over \$1,000,000	<table border="0"> <tr> <td>____/____/____</td> <td>____/____/____</td> </tr> <tr> <td align="center">ACQUIRED</td> <td align="center">DISPOSED</td> </tr> </table>	____/____/____	____/____/____	ACQUIRED	DISPOSED
____/____/____	____/____/____				
ACQUIRED	DISPOSED				

NATURE OF INVESTMENT
 Partnership Sole Proprietorship _____ Other

YOUR BUSINESS POSITION _____

▶ 2. IDENTIFY THE GROSS INCOME RECEIVED (INCLUDE YOUR PRO RATA SHARE OF THE GROSS INCOME TO THE ENTITY/TRUST)

<input type="checkbox"/> \$0 - \$499	<input checked="" type="checkbox"/> \$10,001 - \$100,000
<input type="checkbox"/> \$500 - \$1,000	<input type="checkbox"/> OVER \$100,000
<input type="checkbox"/> \$1,001 - \$10,000	

▶ 3. LIST THE NAME OF EACH REPORTABLE SINGLE SOURCE OF INCOME OF \$10,000 OR MORE (Attach a separate sheet if necessary.)

None or Names listed below

▶ 4. INVESTMENTS AND INTERESTS IN REAL PROPERTY HELD OR LEASED BY THE BUSINESS ENTITY OR TRUST

Check one box:
 INVESTMENT REAL PROPERTY

Name of Business Entity, if Investment, or
Assessor's Parcel Number or Street Address of Real Property
Emeryville, Ca

Description of Business Activity or
City or Other Precise Location of Real Property

FAIR MARKET VALUE	IF APPLICABLE, LIST DATE:				
<input type="checkbox"/> \$2,000 - \$10,000 <input type="checkbox"/> \$10,001 - \$100,000 <input checked="" type="checkbox"/> \$100,001 - \$1,000,000 <input type="checkbox"/> Over \$1,000,000	<table border="0"> <tr> <td>____/____/____</td> <td>____/____/____</td> </tr> <tr> <td align="center">ACQUIRED</td> <td align="center">DISPOSED</td> </tr> </table>	____/____/____	____/____/____	ACQUIRED	DISPOSED
____/____/____	____/____/____				
ACQUIRED	DISPOSED				

NATURE OF INTEREST
 Property Ownership/Deed of Trust Stock Partnership

Leasehold _____ Yrs. remaining Other _____

Check box if additional schedules reporting investments or real property are attached

▶ 1. BUSINESS ENTITY OR TRUST

Kimberly K Brandon Trust
Name

San Francisco, Ca 94124
Address (Business Address Acceptable)

Check one
 Trust, go to 2 Business Entity, complete the box, then go to 2

GENERAL DESCRIPTION OF THIS BUSINESS

FAIR MARKET VALUE	IF APPLICABLE, LIST DATE:				
<input type="checkbox"/> \$0 - \$1,999 <input type="checkbox"/> \$2,000 - \$10,000 <input type="checkbox"/> \$10,001 - \$100,000 <input type="checkbox"/> \$100,001 - \$1,000,000 <input type="checkbox"/> Over \$1,000,000	<table border="0"> <tr> <td>____/____/____</td> <td>____/____/____</td> </tr> <tr> <td align="center">ACQUIRED</td> <td align="center">DISPOSED</td> </tr> </table>	____/____/____	____/____/____	ACQUIRED	DISPOSED
____/____/____	____/____/____				
ACQUIRED	DISPOSED				

NATURE OF INVESTMENT
 Partnership Sole Proprietorship _____ Other

YOUR BUSINESS POSITION _____

▶ 2. IDENTIFY THE GROSS INCOME RECEIVED (INCLUDE YOUR PRO RATA SHARE OF THE GROSS INCOME TO THE ENTITY/TRUST)

<input checked="" type="checkbox"/> \$0 - \$499	<input type="checkbox"/> \$10,001 - \$100,000
<input type="checkbox"/> \$500 - \$1,000	<input type="checkbox"/> OVER \$100,000
<input type="checkbox"/> \$1,001 - \$10,000	

▶ 3. LIST THE NAME OF EACH REPORTABLE SINGLE SOURCE OF INCOME OF \$10,000 OR MORE (Attach a separate sheet if necessary.)

None or Names listed below

▶ 4. INVESTMENTS AND INTERESTS IN REAL PROPERTY HELD OR LEASED BY THE BUSINESS ENTITY OR TRUST

Check one box:
 INVESTMENT REAL PROPERTY

Name of Business Entity, if Investment, or
Assessor's Parcel Number or Street Address of Real Property
Marin City, CA

Description of Business Activity or
City or Other Precise Location of Real Property

FAIR MARKET VALUE	IF APPLICABLE, LIST DATE:				
<input type="checkbox"/> \$2,000 - \$10,000 <input type="checkbox"/> \$10,001 - \$100,000 <input checked="" type="checkbox"/> \$100,001 - \$1,000,000 <input type="checkbox"/> Over \$1,000,000	<table border="0"> <tr> <td>____/____/____</td> <td>____/____/____</td> </tr> <tr> <td align="center">ACQUIRED</td> <td align="center">DISPOSED</td> </tr> </table>	____/____/____	____/____/____	ACQUIRED	DISPOSED
____/____/____	____/____/____				
ACQUIRED	DISPOSED				

NATURE OF INTEREST
 Property Ownership/Deed of Trust Stock Partnership

Leasehold _____ Yrs. remaining Other _____

Check box if additional schedules reporting investments or real property are attached

Comments: _____

SCHEDULE C

Income, Loans, & Business Positions

(Other than Gifts and Travel Payments)

CALIFORNIA FORM 700
FAIR POLITICAL PRACTICES COMMISSION

Name
Brandon, Kimberly

▶ 1. INCOME RECEIVED

NAME OF SOURCE OF INCOME
Port of SF

ADDRESS (Business Address Acceptable)
San Francisco, Ca 94111

BUSINESS ACTIVITY, IF ANY, OF SOURCE

YOUR BUSINESS POSITION
Port Commissioner

GROSS INCOME RECEIVED No Income - Business Position Only
 \$500 - \$1,000 \$1,001 - \$10,000
 \$10,001 - \$100,000 OVER \$100,000

CONSIDERATION FOR WHICH INCOME WAS RECEIVED
 Salary Spouse's or registered domestic partner's income
(For self-employed use Schedule A-2.)
 Partnership (Less than 10% ownership. For 10% or greater use
Schedule A-2.)
 Sale of _____
(Real property, car, boat, etc.)
 Loan repayment
 Commission or Rental Income, list each source of \$10,000 or more

(Describe)
 Other _____
(Describe)

▶ 1. INCOME RECEIVED

NAME OF SOURCE OF INCOME
Morgan Stanley

ADDRESS (Business Address Acceptable)
San Francisco, CA 94111

BUSINESS ACTIVITY, IF ANY, OF SOURCE

YOUR BUSINESS POSITION
SVP

GROSS INCOME RECEIVED No Income - Business Position Only
 \$500 - \$1,000 \$1,001 - \$10,000
 \$10,001 - \$100,000 OVER \$100,000

CONSIDERATION FOR WHICH INCOME WAS RECEIVED
 Salary Spouse's or registered domestic partner's income
(For self-employed use Schedule A-2.)
 Partnership (Less than 10% ownership. For 10% or greater use
Schedule A-2.)
 Sale of _____
(Real property, car, boat, etc.)
 Loan repayment
 Commission or Rental Income, list each source of \$10,000 or more

(Describe)
 Other _____
(Describe)

▶ 2. LOANS RECEIVED OR OUTSTANDING DURING THE REPORTING PERIOD

* You are not required to report loans from commercial lending institutions, or any indebtedness created as part of a retail installment or credit card transaction, made in the lender's regular course of business on terms available to members of the public without regard to your official status. Personal loans and loans received not in a lender's regular course of business must be disclosed as follows:

NAME OF LENDER*

ADDRESS (Business Address Acceptable)

BUSINESS ACTIVITY, IF ANY, OF LENDER

HIGHEST BALANCE DURING REPORTING PERIOD
 \$500 - \$1,000
 \$1,001 - \$10,000
 \$10,001 - \$100,000
 OVER \$100,000

INTEREST RATE _____% None
TERM (Months/Years) _____

SECURITY FOR LOAN
 None Personal residence
 Real Property _____
Street address _____
City _____
 Guarantor _____
 Other _____
(Describe)

Comments: _____

BOARD of SUPERVISORS



City Hall
1 Dr. Carlton B. Goodlett Place, Room 244
San Francisco 94102-4689
Tel. No. 554-5184
Fax No. 554-5163
TDD/TTY No. 554-5227

MEMORANDUM

Date: May 16, 2017
To: Honorable Members, Board of Supervisors
From: *AC* Angela Calvillo, Clerk of the Board
Subject: APPOINTMENT BY THE MAYOR

On May 16, 2017, the Mayor submitted the following complete appointment package:

1. **Larry Mazzola Jr. to the Recreation & Park Commission**, term ending June 27, 2018

Under the Board of Supervisors Rules of Order 2.18, a Supervisor can request a hearing on an appointment by notifying the Clerk in writing.

Upon receipt of such notice, the Clerk shall refer the appointment to the Rules Committee so that the Board may consider and act within 30 days of the appointment, as provided in Charter, Section 3.100(18).

Please note, due to the Memorial Day holiday there is a reduced time frame for the Committee and Board to consider this appointment. Please notify me in writing by **12:00 p.m., Thursday, May 18, 2017**, if you want this appointment to be scheduled.

(Attachments)

OFFICE OF THE MAYOR
SAN FRANCISCO



Original Leg
Clerk / Dep. Clerks
COB / Dep. Clerks
Dep. City Atty
Rules Clerk
EDWIN M. LEE
MAYOR

May 16, 2017

Angela Calvillo
Clerk of the Board, Board of Supervisors
San Francisco City Hall
1 Carlton B. Goodlett Place
San Francisco, CA 94102

RECEIVED
BOARD OF SUPERVISORS
SAN FRANCISCO
2017 MAY 16 PM 4:06
AK

Dear Ms. Calvillo,


Pursuant to Section 3.100 (18) of the Charter of the City and County of San Francisco, I hereby make the following appointments:

Larry Mazzola, Jr. to the Recreation & Park Commission for a term ending June 27, 2018, to the seat formerly held by Jason Chan.

I am confident that Mr. Mazzola, an elector of the City and County, will serve our community well. Attached are his qualifications to serve, which will demonstrate how this appointment represents the communities of interest, neighborhoods and diverse populations of the City and County of San Francisco.

Should you have any questions related to this appointment, please contact my Deputy Chief of Staff, Francis Tsang, 415-554-6467.

Sincerely,


Edwin M. Lee
Mayor

LARRY J. MAZZOLA, JR.
UA Local 38 Plumbers and Pipefitters Union
1621 Market Street San Francisco CA 94103
larryjr@ualocal38.org 415.626.2000

EMPLOYMENT EXPERIENCE

ASSISTANT BUSINESS MANAGER **JANUARY 2004-PRESENT**
UA LOCAL 38 PLUMBERS AND PIPEFITTERS UNION, SAN FRANCISCO, CA
Directly oversee Business Agents, represent over 300 city workers and 1,200 private industry workers, and represent overall 2,200 members of UA Local 38 Plumbers and Pipefitters Union.

BUSINESS AGENT **JANUARY 1999-JANUARY 2004**
UA LOCAL 38 PLUMBERS AND PIPEFITTERS UNION, SAN FRANCISCO, CA
Negotiate contracts, organize picket lines, handle grievances, and represent membership in all regards.

ASSISTANT APPRENTICESHIP COORDINATOR **JANUARY 1994 -JANUARY 1999**
UA LOCAL 38 APPRENTICESHIP TRUST FUNDS, SAN FRANCISCO, CA
Responsible for oversight of the UA Local 38 Apprenticeship Training Center; including hiring teachers, writing curriculums, dispatching apprentices, and providing support for its 250 apprentices.

APPRENTICE PLUMBER
MARELICH MECHANICAL, SAN FRANCISCO, CA **FEBRUARY 1993-JANUARY 1994**
WESTERN PLUMBING AND HEATING, SAN FRANCISCO, CA **JANUARY 1992-FEBRUARY 1993**
KENNETH FAHY PLUMBING, SAN FRANCISCO, CA **APRIL 1989-JANUARY 1992**
Worked in the plumbing and pipefitting field and performed all duties required to become a Journeyman plumber and Foreman.

BOARDS AND AFFILIATIONS

TRUSTEE **2010-PRESENT**
UA International Training Fund Board of Trustees

CHAIRMAN **2007-PRESENT**
UA LOCAL 38 BOARD OF TRUSTEES, INCLUDING \$150,000,000 PENSION FUND, SAN FRANCISCO, CA

CHAIRMAN **2007-PRESENT**
PACIFIC COAST SHIPYARD PENSION FUND, SAN FRANCISCO, CA

PRESIDENT **2007-PRESENT**
BAY CITIES METAL TRADES COUNCIL, SAN FRANCISCO, CA

TRUSTEE **2005-PRESENT**
MARITIME TRADES PORT COUNCIL, SAN FRANCISCO, CA

MEMBER **2005-PRESENT**
SF LABOR COUNCIL EXECUTIVE COMMITTEE, SAN FRANCISCO, CA

COMMISSIONER **2002-2004**
SAN FRANCISCO FILM COMMISSION, SAN FRANCISCO, CA

MEMBER **1999-PRESENT**
UA LOCAL 38 ARBITRATION COMMITTEE, SAN FRANCISCO, CA

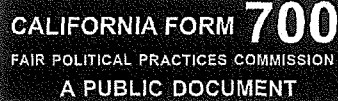
MEMBER AND ROTATING CHAIRMAN **1994-PRESENT**
UA LOCAL 38 JOINT APPRENTICESHIP TRAINING COMMITTEE, SAN FRANCISCO, CA

DELEGATE **1994-PRESENT**
SAN FRANCISCO BUILDING AND CONSTRUCTION TRADES COUNCIL, SAN FRANCISCO, CA

DELEGATE **1994-PRESENT**
SAN FRANCISCO LABOR COUNCIL, SAN FRANCISCO, CA

EDUCATION

UA LOCAL 38 PLUMBING APPRENTICESHIP, SAN FRANCISCO, CA, 1989-1994
COLLEGE OF SAN MATEO, SAN MATEO, CA, 1987-1989
SACRED HEART CATHEDRAL HIGH SCHOOL, SAN FRANCISCO, CA, MAY 1987



STATEMENT OF ECONOMIC INTERESTS COVER PAGE

Date Initial Filing Received Official Use Only

E-Filed 03/18/2016 12:19:41 Filing ID: 159264200

Please type or print in ink.

NAME OF FILER (LAST) (FIRST) (MIDDLE) Mazzola, Jr., Larry

1. Office, Agency, or Court

Agency Name (Do not use acronyms) City and County of San Francisco Division, Board, Department, District, if applicable Your Position Treasure Island Development Authority Commissioner-Vice President

If filing for multiple positions, list below or on an attachment. (Do not use acronyms)

Agency: Position:

2. Jurisdiction of Office (Check at least one box)

State Multi-County California City of San Francisco Judge or Court Commissioner (Statewide Jurisdiction) County of San Francisco Other

3. Type of Statement (Check at least one box)

Annual: The period covered is January 1, 2015, through December 31, 2015 Leaving Office: Date Left (Check one) The period covered is January 1, 2015, through the date of leaving office. Assuming Office: Date assumed Candidate: Election Year and office sought, if different than Part 1:

4. Schedule Summary (must complete)

Total number of pages including this cover page: 3

Schedules attached

Schedule A-1 - Investments - schedule attached Schedule A-2 - Investments - schedule attached Schedule B - Real Property - schedule attached Schedule C - Income, Loans, & Business Positions - schedule attached Schedule D - Income - Gifts - schedule attached Schedule E - Income - Gifts - Travel Payments - schedule attached

-or-

None - No reportable interests on any schedule

5. Verification

MAILING ADDRESS STREET CITY STATE ZIP CODE (Business or Agency Address Recommended - Public Document) San Francisco CA 94103 DAYTIME TELEPHONE NUMBER E-MAIL ADDRESS

I have used all reasonable diligence in preparing this statement. I have reviewed this statement and to the best of my knowledge the information contained herein and in any attached schedules is true and complete. I acknowledge this is a public document.

I certify under penalty of perjury under the laws of the State of California that the foregoing is true and correct.

Date Signed 03/18/2016 (month, day, year)

Signature Larry Mazzola, Jr. (File the originally signed statement with your filing official.)

SCHEDULE B
Interests in Real Property
(Including Rental Income)

Name
Mazzola, Jr., Larry

▶ ASSESSOR'S PARCEL NUMBER OR STREET ADDRESS
35 Beachmont Drive
CITY
San Francisco

FAIR MARKET VALUE IF APPLICABLE, LIST DATE:
 \$2,000 - \$10,000
 \$10,001 - \$100,000
 \$100,001 - \$1,000,000
 Over \$1,000,000

ACQUIRED _____ DISPOSED _____

NATURE OF INTEREST
 Ownership/Deed of Trust Easement
 Leasehold _____
Yrs. remaining Other

IF RENTAL PROPERTY, GROSS INCOME RECEIVED
 \$0 - \$499 \$500 - \$1,000 \$1,001 - \$10,000
 \$10,001 - \$100,000 OVER \$100,000

SOURCES OF RENTAL INCOME: If you own a 10% or greater interest, list the name of each tenant that is a single source of income of \$10,000 or more.
 None

▶ ASSESSOR'S PARCEL NUMBER OR STREET ADDRESS

CITY

FAIR MARKET VALUE IF APPLICABLE, LIST DATE:
 \$2,000 - \$10,000
 \$10,001 - \$100,000
 \$100,001 - \$1,000,000
 Over \$1,000,000

ACQUIRED _____ DISPOSED _____

NATURE OF INTEREST
 Ownership/Deed of Trust Easement
 Leasehold _____
Yrs. remaining Other

IF RENTAL PROPERTY, GROSS INCOME RECEIVED
 \$0 - \$499 \$500 - \$1,000 \$1,001 - \$10,000
 \$10,001 - \$100,000 OVER \$100,000

SOURCES OF RENTAL INCOME: If you own a 10% or greater interest, list the name of each tenant that is a single source of income of \$10,000 or more.
 None

* You are not required to report loans from commercial lending institutions made in the lender's regular course of business on terms available to members of the public without regard to your official status. Personal loans and loans received not in a lender's regular course of business must be disclosed as follows:

NAME OF LENDER*
CitiMortgage, Inc.

ADDRESS (Business Address Acceptable)
Des Moines, IA 50368

BUSINESS ACTIVITY, IF ANY, OF LENDER

INTEREST RATE TERM (Months/Years)
3.375% None 15 years

HIGHEST BALANCE DURING REPORTING PERIOD
 \$500 - \$1,000 \$1,001 - \$10,000
 \$10,001 - \$100,000 OVER \$100,000

Guarantor, if applicable

NAME OF LENDER*

ADDRESS (Business Address Acceptable)

BUSINESS ACTIVITY, IF ANY, OF LENDER

INTEREST RATE TERM (Months/Years)
_____% None _____

HIGHEST BALANCE DURING REPORTING PERIOD
 \$500 - \$1,000 \$1,001 - \$10,000
 \$10,001 - \$100,000 OVER \$100,000

Guarantor, if applicable

Comments: _____

SCHEDULE C

Income, Loans, & Business Positions

(Other than Gifts and Travel Payments)

CALIFORNIA FORM 700
FAIR POLITICAL PRACTICES COMMISSION

Name
Mazzola, Jr., Larry

1. INCOME RECEIVED	1. INCOME RECEIVED
NAME OF SOURCE OF INCOME <u>UA Local 38 Plumbers and Pipefitters</u>	NAME OF SOURCE OF INCOME
ADDRESS (Business Address Acceptable) <u>San Francisco, CA 94103</u>	ADDRESS (Business Address Acceptable)
BUSINESS ACTIVITY, IF ANY, OF SOURCE	BUSINESS ACTIVITY, IF ANY, OF SOURCE
YOUR BUSINESS POSITION <u>Business Manager/Fin.Secty-Treas.</u>	YOUR BUSINESS POSITION
GROSS INCOME RECEIVED <input type="checkbox"/> \$500 - \$1,000 <input type="checkbox"/> \$1,001 - \$10,000 <input type="checkbox"/> \$10,001 - \$100,000 <input checked="" type="checkbox"/> OVER \$100,000	GROSS INCOME RECEIVED <input type="checkbox"/> \$500 - \$1,000 <input type="checkbox"/> \$1,001 - \$10,000 <input type="checkbox"/> \$10,001 - \$100,000 <input type="checkbox"/> OVER \$100,000
CONSIDERATION FOR WHICH INCOME WAS RECEIVED <input checked="" type="checkbox"/> Salary <input type="checkbox"/> Spouse's or registered domestic partner's income (For self-employed use Schedule A-2.) <input type="checkbox"/> Partnership (Less than 10% ownership. For 10% or greater use Schedule A-2.) <input type="checkbox"/> Sale of _____ (Real property, car, boat, etc.) <input type="checkbox"/> Loan repayment <input type="checkbox"/> Commission or <input type="checkbox"/> Rental Income, list each source of \$10,000 or more _____ (Describe) <input type="checkbox"/> Other _____ (Describe)	CONSIDERATION FOR WHICH INCOME WAS RECEIVED <input type="checkbox"/> Salary <input type="checkbox"/> Spouse's or registered domestic partner's income (For self-employed use Schedule A-2.) <input type="checkbox"/> Partnership (Less than 10% ownership. For 10% or greater use Schedule A-2.) <input type="checkbox"/> Sale of _____ (Real property, car, boat, etc.) <input type="checkbox"/> Loan repayment <input type="checkbox"/> Commission or <input type="checkbox"/> Rental Income, list each source of \$10,000 or more _____ (Describe) <input type="checkbox"/> Other _____ (Describe)

2. LOANS RECEIVED OR OUTSTANDING DURING THE REPORTING PERIOD

* You are not required to report loans from commercial lending institutions, or any indebtedness created as part of a retail installment or credit card transaction, made in the lender's regular course of business on terms available to members of the public without regard to your official status. Personal loans and loans received not in a lender's regular course of business must be disclosed as follows:

NAME OF LENDER*	INTEREST RATE	TERM (Months/Years)
ADDRESS (Business Address Acceptable)	_____ % <input type="checkbox"/> None	_____
BUSINESS ACTIVITY, IF ANY, OF LENDER	SECURITY FOR LOAN	
	<input type="checkbox"/> None <input type="checkbox"/> Personal residence	
HIGHEST BALANCE DURING REPORTING PERIOD	<input type="checkbox"/> Real Property _____	Street address
<input type="checkbox"/> \$500 - \$1,000		_____
<input type="checkbox"/> \$1,001 - \$10,000		City
<input type="checkbox"/> \$10,001 - \$100,000	<input type="checkbox"/> Guarantor _____	
<input type="checkbox"/> OVER \$100,000	<input type="checkbox"/> Other _____	(Describe)

Comments: _____

From: Mchugh, Eileen (BOS)
Sent: Tuesday, May 16, 2017 10:53 AM
To: BOS-Supervisors
Subject: FW: Housing Balance Report No. 5
Attachments: 20170515_electronic_submittal_BOS.PDF; 20170512_BoS_letter_signed.pdf; 20170512_HousingBalance5_BoS.PDF

From: Ojeda, Teresa (CPC)
Sent: Tuesday, May 16, 2017 9:33 AM
To: BOS Legislation, (BOS) <bos.legislation@sfgov.org>; Somera, Alisa (BOS) <alisa.somera@sfgov.org>; Calvillo, Angela (BOS) <angela.calvillo@sfgov.org>
Cc: Starr, Aaron (CPC) <aaron.starr@sfgov.org>; Rodgers, AnMarie (CPC) <anmarie.rodgers@sfgov.org>; Simi, Gina (CPC) <gina.simi@sfgov.org>; SooHoo, Candace (CPC) <candace.sooHoo@sfgov.org>
Subject: Housing Balance Report No. 5

Please find attached electronic files related to the Housing Balance Report No. 5. These PDFs are submitted in compliance with San Francisco's Administrative Code Section 8.12.5 "Electronic Distribution of Multi-Page Documents."

Two print copies of these documents were sent separately to the Clerk of the Board.

Additional hard copies may be requested by contacting Teresa Ojeda of the Planning Department at 415-558-6251 or teresa.ojeda@sfgov.org.

Digital copies are also available on the Planning Department's web site from this link:
<http://sf-planning.org/housing-balance-report> .



M^a Teresa Ojeda
Manager, Information and Analysis Group
Citywide Policy Planning

San Francisco Planning Department
1650 Mission Street, Suite 400, San Francisco, CA 94103
1 415 558 62 51 (T) 1 415 558 64 09 (F)
teresa.ojeda@sfgov.org
www.sfplanning.org



SAN FRANCISCO
PLANNING DEPARTMENT

RECEIVED
BOARD OF SUPERVISORS
SAN FRANCISCO

MEMO

2017 MAY 17 PM 3:58

BY AK

12 May 2017

1650 Mission St.
Suite 400
San Francisco,
CA 94103-2479

Reception:
415.558.6378

Fax:
415.558.6409

Planning
Information:
415.558.6377

Board of Supervisors
1 Dr Carlton B Goodlett Pl #244
San Francisco, CA 94102

Dear Honorable Members of the Board of Supervisors

We are pleased to publish the fifth installment of the City's *Housing Balance Report*. This report covers the ten-year period from 1 January 2007 through 31 December 2016.

The *Housing Balance Report* serves to monitor and report on the balance between new market rate housing and new affordable housing production in order to inform the approval process for new housing development. The Housing Balance is defined as the proportion of all new affordable housing units to the total number of all new housing units for the 10-year Housing Balance Reporting Period. New affordable housing production made up 22% of all new net housing units built in the reporting period.

The fifth Housing Balance Report states that the Housing Balance is 23%.

1. 6,166 (new affordable units) + 1,511 (affordable units that have received approvals and permits) + 1,838 (acquisitions and rehabs) + 3,483 (RAD program) – 4,182 (units removed from protected status) = **8,816**
2. 28,319 (net new housing) + 10,880 (net units that have received approvals) = **39,199**
3. $8,816 / 39,199 = 22.5\%$

The previous Housing Balance (covering the 10 year period from 1 July 2006 through 30 June 2016) was 17%. The annual hearing on the *Housing Balance Report* is being scheduled.

Sincerely,

John Rahaim
Director of Planning



SAN FRANCISCO
PLANNING DEPARTMENT

RECEIVED
BOARD OF SUPERVISORS
SAN FRANCISCO

MAY 17 PM 3:58

AK

MEMO

1650 Mission St.
Suite 400
San Francisco,
CA 94103-2479

Reception:
415.558.6378

Fax:
415.558.6409

Planning
Information:
415.558.6377

Notice of Electronic Transmittal

Planning Department Report *Housing Balance Report No. 5* May 15, 2017

DATE: May 15, 2017
TO: Angela Calvillo, Clerk of the Board of Supervisors
FROM: John Rahaim, Director – Planning Department (415) 558-6411
Teresa Ojeda, Planning Department (415) 558-6251
RE: *Housing Balance Report No. 5*
HEARING DATE: To be arranged. Informational item

In compliance with San Francisco's Administrative Code Section 8.12.5 "Electronic Distribution of Multi-Page Documents," the Planning Department has attached the *Housing Balance Report* in digital format.

A hard copy of this document is available from the Clerk of the Board.

Additional hard copies may be requested by contacting Teresa Ojeda of the Planning Department at 415-558-6251 or teresa.ojeda@sfgov.org.

Digital copies are also available on the Planning Department's web site from this link: <http://sf-planning.org/housing-balance-report>.

Memo

I:\Citywide\Data Products\C&I Inventory\2011\Transmittals\electronic transmittal BOS.doc



SAN FRANCISCO
PLANNING DEPARTMENT

RECEIVED
BOARD OF SUPERVISORS
SAN FRANCISCO

MEMO

2017 MAY 17 PM 3:59

BY AK

DATE: 12 May 2017
TO: Honorable Members of the San Francisco Board of Supervisors
FROM: John Rahaim
Director of Planning
RE: **HOUSING BALANCE REPORT No. 5**
1 January 2007 – 31 December 2016

1650 Mission St.
Suite 400
San Francisco,
CA 94103-2479

Reception:
415.558.6378

Fax:
415.558.6409

Planning
Information:
415.558.6377

SUMMARY

This report is submitted in compliance with Ordinance No. 53-15 requiring the Planning Department to monitor and report on the housing balance between new market rate and new affordable housing production. One of the stated purposes of the Housing Balance is "to ensure that data on meeting affordable housing targets Citywide and within neighborhoods informs the approval process for new housing development." This report is the fifth in the series and covers the ten-year period from 1 January 2007 through 31 December 2016.

The "Housing Balance" is defined as the proportion of all new affordable housing units to the total number of all new housing units for a 10-year "Housing Balance Period." In addition, a calculation of "Projected Housing Balance" which includes residential projects that have received approvals from the Planning Commission or Planning Department but have not yet received permits to commence construction will be included.

In the 2007-2016 Housing Balance Period, 22% of net new housing produced was affordable. By comparison, the expanded Citywide Cumulative Housing Balance is 23%, although this varies by districts. Distribution of the Cumulative Housing Balance over the 11 Board of Supervisor Districts ranges from -197% (District 4) to 67% (District 5). This variation, especially with negative housing balances, is due to the larger number of units permanently withdrawn from rent control protection relative to the number of total net new units and net affordable units built in those districts.

The Projected Housing Balance Citywide is 14%. Three major development projects were identified in the ordinance for exclusion in the projected housing balance calculations until site permits are obtained. Remaining phases for these three projects will add up to 22,000 net units including over 4,900 affordable units; this would increase the projected housing balance to 20% if included in the calculations.

BACKGROUND

On 21 April 2015, the Board of Supervisors passed Ordinance No. 53-15 amending the *Planning Code* to include a new *Section 103* requiring the Planning Department to monitor and report on the Housing Balance between new market rate housing and new affordable housing production. The *Housing Balance Report* will be submitted bi-annually by April 1 and October 1 of each year and will also be published on a visible and accessible page on the Planning Department's website. *Planning Code Section 103* also requires an annual hearing at the Board of Supervisors on strategies for achieving and maintaining the required housing balance in accordance with the City's housing production goals. (See *Appendix A* for complete text of Ordinance No. 53-15.)

The stated purposes for the Housing Balance Monitoring and Reporting are: a) to maintain a balance between new affordable and market rate housing Citywide and within neighborhoods; b) to make housing available for all income levels and housing need types; c) to preserve the mixed-income character of the City and its neighborhoods; d) to offset the withdrawal of existing housing units from rent stabilization and the loss of single-room occupancy hotel units; e) to ensure the availability of land and encourage the deployment of resources to provide sufficient housing affordable to households of very low, low, and moderate incomes; f) to ensure adequate housing for families, seniors and the disabled communities; g) to ensure that data on meeting affordable housing targets Citywide and within neighborhoods informs the approval process for new housing development; and h) to enable public participation in determining the appropriate mix of new housing approvals.

Specifically, the *Housing Balance Report* will supplement tracking performance toward meeting the goals set by the City's *Housing Element* and Proposition K. Housing production targets in the City's *Housing Element*, adopted in April 2015, calls for 28,870 new units built between 2015 and 2022, 57%¹ of which should be affordable. As mandated by law, the City provides the State Department of Housing and Community Development an annual progress report.² In November 2014, San Francisco's voters endorsed Proposition K, which set a goal of 33% of all new housing units to be affordable. In addition, Mayor Ed Lee set a goal of creating 30,000 new and rehabilitated homes by 2020; he pledged at least 30% of these to be permanently affordable to low-income families as well as working, middle income families.³

This *Housing Balance Report* was prepared from data gathered from previously published sources including the Planning Department's annual *Housing Inventory* and quarterly *Pipeline Report* data, San Francisco Rent Board data, and the Mayor's Office of Housing and Community Development's *Weekly Dashboard*.

¹ The Ordinance inaccurately stated that "22% of new housing demands to be affordable to households of moderate means"; San Francisco's Regional Housing Needs Assessment (RHNA) allocation for moderate income households is 19% of total production goals.

² Printed annual progress reports submitted by all California jurisdictions can be accessed here – <http://www.hcd.ca.gov/community-development/housing-element/annual-progress-reports/index.php> -- or by calling HCD at 916-263-2911 for the latest reports as many jurisdictions now file reports online.

³ For more information on and tracking of 30K by 2020, see <http://sfmayor.org/housing>.

CUMULATIVE HOUSING BALANCE CALCULATION

Planning Code Section 103 calls for the Housing Balance “be expressed as a percentage, obtained by dividing the cumulative total of extremely low, very low, low, and moderate income affordable housing (all units 0-120% AMI) minus the lost protected units, by the total number of net new housing units within the Housing Balance Period.” The ordinance requires that the “Cumulative Housing Balance” be provided using two calculations: a) one consisting of net housing built within a 10 year Housing Balance period, less units withdrawn from protected status, plus net units in projects that have received both approvals from the Planning Commission or Planning Department and site permits from the Department of Building Inspection, and b) the addition of net units gained through acquisition and rehabilitation of affordable units, HOPE SF and RAD units. “Protected units” include units that are subject to rent control under the City’s Residential Rent Stabilization and Arbitration Ordinance. Additional elements that figure into the Housing Balance include completed HOPE SF and RAD public housing replacement, substantially rehabilitated units, and single-room occupancy hotel units (SROs). The equation below shows the second, expanded calculation of the Cumulative Housing Balance.

[Net New Affordable Housing + Completed Acquisitions & Rehabs + Completed HOPE SF + RAD Public Housing Replacement + Entitled & Permitted Affordable Units] – [Units Removed from Protected Status]	=	CUMULATIVE HOUSING BALANCE
[Net New Housing Built + Net Entitled & Permitted Units]		

The first “Housing Balance Period” is a ten-year period starting with the first quarter of 2005 through the last quarter of 2014. Subsequent housing balance reports will cover the 10 years preceding the most recent quarter. This report covers January 2007 (Q1) through December 2016 (Q4).

Table 1A below shows the Cumulative Housing Balance for 10 year 2007 Q1 – 2016 Q4 period is 14% Citywide. With the addition of RAD units, the expanded Cumulative Housing Balance is 23%. In comparison, the expanded Cumulative Housing Balance for 10 year 2006 Q1 – 2015 Q4 period was 18%. The Board of Supervisors recently revised the ordinance to include Owner Move-Ins (OMIs) in the Housing Balance calculation. Although OMIs were not specifically called out by in the original Ordinance in the calculation of the Housing Balance, these were included in earlier reports because this type of no-fault eviction results in the loss of rent controlled units either permanently or for a period of time.

Table 1A
Cumulative Housing Balance Calculation, 2007 Q1 – 2016 Q4

BoS Districts	Net New Affordable Housing Built	Acquisitions & Rehabs and Small Sites Completed	Units Removed from Protected Status	Total Entitled Affordable Units Permitted	Total Net New Units Built	Total Entitled Units	Cumulative Housing Balance
BoS District 1	170	-	(496)	4	340	114	-70.9%
BoS District 2	37	24	(315)	11	871	271	-21.3%
BoS District 3	205	6	(372)	16	951	302	-11.6%
BoS District 4	10	-	(437)	7	115	98	-197.2%
BoS District 5	709	293	(398)	196	1,744	598	34.2%
BoS District 6	3,239	1,155	(135)	960	17,158	6,409	22.1%
BoS District 7	99	-	(220)	-	530	104	-19.1%
BoS District 8	97	17	(655)	17	1,115	416	-34.2%
BoS District 9	217	319	(582)	17	1,034	237	-2.3%
BoS District 10	1,353	24	(249)	274	4,281	2,034	22.2%
BoS District 11	30	-	(323)	9	180	297	-59.5%
TOTALS	6,166	1,838	(4,182)	1,511	28,319	10,880	13.6%

Table 1B below shows the Expanded Cumulative Housing Balances for Board of Supervisor Districts ranging from -197% (District 4) to 67% (District 5). Negative balances in Districts 1 (-71%), 2 (-23%), 3 (-12%), 4 (-197%), 8 (-35%), and 11 (-60%) resulted from the larger numbers of units removed from protected status relative to the net new affordable housing and net new housing units built in those districts.

Table 1B
Expanded Cumulative Housing Balance Calculation, 2007 Q1 – 2016 Q4

BoS Districts	Net New Affordable Housing Built	Acquisitions & Rehabs and Small Sites Completed	RAD Program and Hope SF Replacement Units	Units Removed from Protected Status	Total Entitled Affordable Units Permitted	Total Net New Units Built	Total Entitled Units	Expanded Cumulative Housing Balance
BoS District 1	170	-	144	(496)	4	340	114	-39.2%
BoS District 2	37	24	251	(315)	11	871	271	0.7%
BoS District 3	205	6	577	(372)	16	951	302	34.5%
BoS District 4	10	-	-	(437)	7	115	98	-197.2%
BoS District 5	709	293	806	(398)	196	1,744	598	68.6%
BoS District 6	3,239	1,155	561	(135)	960	17,158	6,409	24.5%
BoS District 7	99	-	110	(220)	-	530	104	-1.7%
BoS District 8	97	17	330	(655)	17	1,115	416	-12.7%
BoS District 9	217	319	268	(582)	17	1,034	237	18.8%
BoS District 10	1,353	24	436	(249)	274	4,281	2,034	29.1%
BoS District 11	30	-	-	(323)	9	180	297	-59.5%
TOTALS	6,166	1,838	3,483	(4,182)	1,511	28,319	10,880	22.5%

PROJECTED HOUSING BALANCE

Table 2 below summarizes residential projects that have received entitlements from the Planning Commission or the Planning Department but have not yet received a site or building permit. Overall projected housing balance at the end of 2016 is 16%. This balance is expected to change as several major projects have yet to declare how their affordable housing requirements will be met. In addition, three entitled major development projects – Treasure Island, ParkMerced, and Hunters Point – are not included in the accounting until applications for building permits are filed or issued as specified in the ordinance. Remaining phases from these three projects will yield an additional 22,000 net new units; 22% (or 4,900 units) would be affordable to low and moderate income households.

The Projected Housing Balance does not account for affordable housing units that will be produced as a result of the Inclusionary Housing Fee paid in a given reporting cycle. Those affordable housing units are produced several years after the Fee is collected. Units produced through the Fee typically serve lower income households than do the inclusionary units, including special needs populations requiring services, such as seniors, transitional aged youth, families, and veterans.

Table 2
Projected Housing Balance Calculation, 2016 Q4

BoS District	Very Low Income	Low Income	Moderate	TBD	Total Affordable Units	Net New Units	Total Affordable Units as % of Net New Units
BoS District 1	-	-	-	-	-	19	0.0%
BoS District 2	-	-	-	-	-	25	0.0%
BoS District 3	-	-	14	-	14	190	7.4%
BoS District 4	-	-	-	-	-	14	0.0%
BoS District 5	-	-	28	3	31	275	11.3%
BoS District 6	-	158	103	52	313	3,664	8.5%
BoS District 7	-	-	-	284	284	1,057	26.9%
BoS District 8	-	5	3	-	8	84	9.5%
BoS District 9	-	132	8	1	141	722	19.5%
BoS District 10	-	985	-	168	1,153	6,008	19.2%
BoS District 11	-	-	-	-	-	1	0.0%
TOTALS	-	1,280	156	508	1,944	12,059	16.1%

CUMULATIVE HOUSING BALANCE ELEMENTS

Because the scope covered by the Housing Balance calculation is broad, each element – or group of elements – will be discussed separately. The body of this report will account for figures at the Board of Supervisor district level. The breakdown of each element using the Planning Department District geographies, as required by *Section 103*, is provided separately in an *Appendix B*. This is to ensure simple and uncluttered tables in the main body of the report.

Affordable Housing and Net New Housing Production

Table 3 below shows housing production between 2007 Q1 and 2016 Q4. This ten-year period resulted in a net addition of over 28,300 units to the City's housing stock, including almost 6,170 affordable units. A majority of net new housing units and affordable units built in the ten year

reporting period were in District 6 (17,160 or 61% and 3,240 or 53% respectively). District 10 follows with about 4,280 (15%) net new units, including over 1,350 (22%) affordable units.

The table below also shows that almost 22% of net new units built between 2007 Q1 and 2016 Q4 were affordable units, mostly (61%) in District 6. While District 1 saw modest gains in net new units built, half of these were affordable (50%).

Table 3
New Housing Production by Affordability, 2007 Q1 – 2016 Q4

BoS District	Very Low	Low	Moderate	Middle	Total Affordable Units	Total Net Units	Affordable Units as % of Total Net Units
BoS District 1	170			-	170	340	50.0%
BoS District 2			37	-	37	871	4.2%
BoS District 3	161	2	42	-	205	951	21.6%
BoS District 4			10	-	10	115	8.7%
BoS District 5	439	174	96	-	709	1,744	40.7%
BoS District 6	1,982	727	507	23	3,239	17,158	18.9%
BoS District 7	70	29		-	99	530	18.7%
BoS District 8		82	15	-	97	1,115	8.7%
BoS District 9	138	40	39	-	217	1,034	21.0%
BoS District 10	404	561	388	-	1,353	4,281	31.6%
BoS District 11		13	17	-	30	180	16.7%
TOTAL	3,364	1,628	1,151	23	6,166	28,319	21.8%

It should be noted that units affordable to Extremely Very Low Income (EVLI) households are included under the Very Low Income (VLI) category because certain projects that benefit homeless individuals and families – groups considered as EVLI – have income eligibility caps at the VLI level.

Acquisition and Rehabilitation of Affordable Housing Units

Table 4 below lists the number of units that have been rehabilitated and/or acquired between 2007 Q1 and 2016 Q4 to ensure permanent affordability. These are mostly single-room occupancy hotel units that are affordable to extremely very low and very low income households.

Table 4a
Acquisitions and Rehabilitation of Affordable Housing, 2007-2016

BoS District	No. of Buildings	No. of Units
BoS District 2	1	24
BoS District 5	2	290
BoS District 6	13	1,127
BoS District 9	2	319
TOTALS	18	1,760

Small Sites Program

The San Francisco Small Sites Program (SSP) is an initiative of the Mayor's Office of Housing and Community Development (MOHCD) to acquire small rent-controlled buildings (with four to 25 units) where tenants are at risk of eviction through the Ellis Act or owner move-ins. Since its inception in 2014, some 13 buildings with 78 units have been acquired.

Table 4b
Small Sites Program, 2014-2016

BoS District	No. of Buildings	No. of Units
Bos District 3	1	6
BoS District 5	1	3
BoS District 6	3	28
BoS District 8	4	17
BoS District 9	4	24
TOTALS	13	78

RAD Program

The San Francisco Housing Authority's Rental Assistance Demonstration (RAD) program preserves at risk public and assisted housing projects. According to the Mayor's Office, RAD Phase I transferred 1,425 units to developers in December 2015. An additional 2,028 units were transferred as Phase II in 2016.

Table 5
RAD Affordable Units, 2016-2017

BoS District	No of Buildings	No of Units
BoS District 1	2	144
BoS District 2	3	251
BoS District 3	4	577
BoS District 5	7	806
BoS District 6	4	561
BoS District 7	1	110
BoS District 8	4	330
BoS District 9	2	268
BoS District 10	2	436
BoS District 11	-	-
TOTALS	29	3,483

Units Removed From Protected Status

San Francisco's Residential Rent Stabilization and Arbitration Ordinance protects tenants and preserves affordability of about 175,000 rental units by limiting annual rent increases. Landlords can, however, terminate tenants' leases through no-fault evictions including condo conversion, owner move-in, Ellis Act, demolition, and other reasons that are not the tenants' fault. The Housing Balance calculation takes into account units permanently withdrawn from rent stabilization as loss of affordable housing. The following no-fault evictions affect the supply of rent controlled units by removing units from the rental market: condo conversion, demolition, Ellis Act, and owner move-ins (OMIs). It should be noted that initially, OMIs were not specifically called out by the Ordinance to be included in the calculation. However, because owner move-ins have the effect of the losing rent controlled units either permanently or for a substantial period of time, these numbers are included in the Housing Balance calculation as intended by the legislation's sponsors. Some of these OMI units may return to being rentals and will still fall under the rent control ordinance. On 14 November 2016, the Board of Supervisors amended Planning Code Section 103 to include OMIs as part of the housing balance calculation.

Table 6 below shows the distribution of no-fault eviction notices issued between January 2007 and December 2016. Eviction notices have been commonly used as proxy for evictions. Owner Move-In and Ellis Out notices made up the majority of no fault evictions (55% and 32% respectively). Distribution of these no-fault eviction notices is almost evenly dispersed, with Districts 8 and 9 leading (16% and 14%, respectively).

Table 6
Units Removed from Protected Status, 2007 Q1 – 2016 Q4

BoS District	Condo Conversion	Demolition	Ellis Out	Owner Move-In	Units Removed from Protected Status
BoS District 1	3	26	160	307	496
BoS District 2	17	13	86	199	315
BoS District 3	6	10	238	118	372
BoS District 4	-	87	76	274	437
BoS District 5	17	21	125	235	398
BoS District 6	1	76	46	12	135
BoS District 7	-	31	37	152	220
BoS District 8	19	43	262	331	655
BoS District 9	4	61	209	308	582
BoS District 10	2	29	45	173	249
BoS District 11	-	81	44	198	323
TOTALS	69	478	1,328	2,307	4,182

Entitled and Permitted Units

Table 7 lists the number of units that have received entitlements from the Planning Commission or the Planning Department. These pipeline projects have also received site permits from the Department of Building Inspection and most are under construction as of the final quarter of 2016. Over half of these units are being built in or will be built in District 6 (59%). Fourteen percent of units that have received Planning entitlements and site permits from the DBI will be affordable.

Table 7
Permitted Units, 2016 Q4

BoS District	Very Low Income	Low Income	Moderate	TBD	Total Affordable Units	Net New Units	Total Affordable Units as % of Net New Units
BoS District 1	-	-	4	-	4	114	3.5%
BoS District 2	-	-	11	-	11	271	4.1%
BoS District 3	-	12	4	-	16	302	5.3%
BoS District 4	-	-	7	-	7	98	7.1%
BoS District 5	108	50	38	-	196	598	32.8%
BoS District 6	235	483	242	-	960	6,409	15.0%
BoS District 7	-	-	-	-	-	104	0.0%
BoS District 8	-	10	-	7	17	416	4.1%
BoS District 9	-	12	5	-	17	237	7.2%
BoS District 10	-	245	28	1	274	2,034	13.5%
BoS District 11	-	-	9	-	9	297	3.0%
TOTALS	343	812	348	8	1,511	10,880	13.9%

PERIODIC REPORTING AND ONLINE ACCESS

This report complies with *Planning Code Section 103* requirement that the Planning Department publish and update the *Housing Balance Report* bi-annually on April 1 and October 1 of each year. *Housing Balance Reports* are available and accessible online, as mandated by the ordinance, by going to this link: <http://www.sf-planning.org/index.aspx?page=4222>.

ANNUAL HEARING

An annual hearing on the Housing Balance before the Board of Supervisors will be scheduled by April 1 of each year. This year's Housing Balance Report will be scheduled to be heard before the Board of Supervisors before the end of June 2017. The Mayor's Office of Housing and Community Development, the Mayor's Office of Economic and Workforce Development, the Rent Stabilization Board, the Department of Building Inspection, and the City Economist will present strategies for achieving and maintaining a housing balance consistent with the City's housing goals at this annual hearing. The ordinance also requires that MOHCD will determine the amount of funding needed to bring the City into the required minimum 33% should the cumulative housing balance fall below that threshold.

APPENDIX A
Ordinance 53-15

AMENDED IN COMMITTEE
4/6/15

FILE NO. 150029

ORDINANCE NO. 53-15

1 [Planning Code - City Housing Balance Monitoring and Reporting]

2

3 Ordinance amending the Planning Code to require the Planning Department to monitor
4 the balance between new market rate housing and new affordable housing, and publish
5 a bi-annual Housing Balance Report; requiring an annual hearing at the Board of
6 Supervisors on strategies for achieving and maintaining the required housing balance
7 in accordance with San Francisco's housing production goals; and making
8 environmental findings, Planning Code, Section 302 findings, and findings of
9 consistency with the General Plan, and the eight priority policies of Planning Code,
10 Section 101.1.

11

12 NOTE: Unchanged Code text and uncodified text are in plain Arial font.
13 Additions to Codes are in single-underline italics Times New Roman font.
14 Deletions to Codes are in ~~strike through italics Times New Roman font~~.
15 Board amendment additions are in double-underlined Arial font.
16 Board amendment deletions are in ~~strike through Arial font~~.
17 Asterisks (* * * *) indicate the omission of unchanged Code
18 subsections or parts of tables.

16

Be it ordained by the People of the City and County of San Francisco:

17

18

Section 1. Findings.

19

(a) The Planning Department has determined that the actions contemplated in this
20 ordinance comply with the California Environmental Quality Act (California Public Resources
21 Code Sections 21000 et seq.). Said determination is on file with the Clerk of the Board of
22 Supervisors in File No. 150029 and is incorporated herein by reference. The Board of
23 Supervisors affirms this determination.

24

(b) On March 19, 2015, the Planning Commission, in Resolution No. 19337, adopted
25 findings that the actions contemplated in this ordinance are consistent, on balance, with the

Supervisor Kim
BOARD OF SUPERVISORS

Page 1

1 adopts these findings as its own. A copy of said Resolution is on file with the Clerk of the
2 Board of Supervisors in File No. 150029, and is incorporated herein by reference.

3 (c) Pursuant to Planning Code Section 302, this Board finds that this Planning Code
4 Amendment will serve the public necessity, convenience, and welfare for the reasons set forth
5 in Planning Commission Resolution No. 150029 and the Board incorporates such reasons
6 herein by reference.

7
8 Section 2. The Planning Code is hereby amended by adding new Section 103 to read
9 as follows:

10 **SEC. 103. HOUSING BALANCE MONITORING AND REPORTING.**

11 **(a) Purposes. To maintain a balance between new affordable and market rate housing City-**
12 **wide and within neighborhoods, to make housing available for all income levels and housing need**
13 **types, to preserve the mixed income character of the City and its neighborhoods, to offset the**
14 **withdrawal of existing housing units from rent stabilization and the loss of single-room-occupancy**
15 **hotel units, to ensure the availability of land and encourage the deployment of resources to provide**
16 **sufficient housing affordable to households of very low, low, and moderate incomes, to ensure adequate**
17 **housing for families, seniors and the disabled community, to ensure that data on meeting affordable**
18 **housing targets City-wide and within neighborhoods informs the approval process for new housing**
19 **development, and to enable public participation in determining the appropriate mix of new housing**
20 **approvals, there is hereby established a requirement, as detailed in this Section 103, to monitor and**
21 **regularly report on the housing balance between market rate housing and affordable housing.**

22 **(b) Findings.**

23 **(1) In November 2014, the City voters enacted Proposition K, which established City**
24 **policy to help construct or rehabilitate at least 30,000 homes by 2020. More than 50% of this housing**
25 **would be affordable for middle-class households, with at least 33% affordable for low- and moderate-**

1 income households, and the City is expected to develop strategies to achieve that goal. This section
2 103 sets forth a method to track performance toward the City's Housing Element goals and the near-
3 term Proposition K goal that 33% of all new housing shall be affordable housing, as defined herein.

4 (2) The City's rent stabilized and permanently affordable housing stock serves very low-
5 low-, and moderate-income families, long-time residents, elderly seniors, disabled persons and others.
6 The City seeks to achieve and maintain an appropriate balance between market rate housing and
7 affordable housing City-wide and within neighborhoods because the availability of decent housing and
8 a suitable living environment for every San Franciscan is of vital importance. Attainment of the City's
9 housing goals requires the cooperative participation of government and the private sector to expand
10 housing opportunities to accommodate housing needs for San Franciscans at all economic levels and to
11 respond to the unique needs of each neighborhood where housing will be located.

12 (3) For tenants in unsubsidized housing, affordability is often preserved by the
13 Residential Rent Stabilization and Arbitration Ordinance's limitations on the size of allowable rent
14 increases during a tenancy. As documented in the Budget and Legislative Analyst's October 2013
15 Policy Analysis Report on Tenant Displacement, San Francisco is experiencing a rise in units
16 withdrawn from rent controls. Such rises often accompany periods of sharp increases in property
17 values and housing prices. From 1998 through 2013, the Rent Board reported a total of 13,027 no-fault
18 evictions (i.e., evictions in which the tenant had not violated any lease terms, but the owner sought to
19 regain possession of the unit). Total evictions of all types have increased by 38.2% from Rent Board
20 Year (i.e. from March through February) 2010 to Rent Board Year 2013. During the same period, Ellis
21 Act evictions far outpaced other evictions, increasing by 169.8% from 43 in Rent Board Year 2010 to
22 116 in Rent Board Year 2013. These numbers do not capture the large number of owner buyouts of
23 tenants, which contribute further to the loss of rent-stabilized units from the housing market. Any fair
24 assessment of the affordable housing balance must incorporate into the calculation units withdrawn
25 from rent stabilization.

1 (4) Pursuant to Government Code Section 65584, the Association of Bay Area
2 Governments (ABAG), in coordination with the California State Department of Housing and
3 Community Development (HCD), determines the Bay Area's regional housing need based on regional
4 trends, projected job growth, and existing needs. The regional housing needs assessment (RHNA)
5 determination includes production targets addressing housing needs of a range of household income
6 categories. For the RHNA period covering 2015 through 2022, ABAG has projected that at least 38%
7 of new housing demands for San Francisco will be from very low and low income households
8 (households earning under 80% of area median income), and another 22% of new housing demands to
9 be affordable to households of moderate means (earning between 80% and 120% of area median
10 income). Market-rate housing is considered housing with no income limits or special requirements
11 attached.

12 (5) The Housing Element of the City's General Plan states: "Based on the growing
13 population and smart growth goals of providing housing in central areas like San Francisco, near jobs
14 and transit, the State Department of Housing and Community Development (HCD), with the
15 Association of Bay Area Governments (ABAG), estimates that in the current 2015-2022 Housing
16 Element period San Francisco must plan for the capacity for roughly 28,870 new units, 57% of which
17 should be suitable for housing for the extremely low, very low, low and moderate income households to
18 meet its share of the region's projected housing demand." Objective 1 of the Housing Element states
19 that the City should "identify and make available for development adequate sites to meet the City's
20 housing needs, especially permanently affordable housing." Objective 7 states that San Francisco's
21 projected affordable housing needs far outpace the capacity for the City to secure subsidies for new
22 affordable units.

23 (6) In 2012, the City enacted Ordinance 237-12, the "Housing Preservation and
24 Production Ordinance," codified in Administrative Code Chapter 10E.4, to require Planning
25 Department staff to regularly report data on progress toward meeting San Francisco's quantified

1 production goals for different household income levels as provided in the General Plan's Housing
2 Element. That Ordinance requires data on the number of units in all stages of the housing production
3 process at various affordability levels to be included in staff reports on all proposed projects of five
4 residential units or more and in quarterly housing production reports to the Planning Commission. The
5 Planning Department has long tracked the number of affordable housing units and total number of
6 housing units built throughout the City and in specific areas and should be able to track the ratio called
7 for in this Section 103.

8 (7) As the private market has embarked upon, and government officials have urged, an
9 ambitious program to produce significant amounts of new housing in the City, the limited remaining
10 available land makes it essential to assess the impact of the approval of new market rate housing
11 developments on the availability of land for affordable housing and to encourage the deployment of
12 resources to provide such housing.

13 (c) Housing Balance Calculation.

14 (1) For purposes of this Section 103, "Housing Balance" shall be defined as the
15 proportion of all new housing units affordable to households of extremely low, very low, low or
16 moderate income households, as defined in California Health & Safety Code Sections 50079.5 et seq.,
17 as such provisions may be amended from time to time, to the total number of all new housing units for a
18 10 year Housing Balance Period.

19 (2) The Housing Balance Period shall begin with the first quarter of year 2005 to the
20 last quarter of 2014, and thereafter for the ten years prior to the most recent calendar quarter.

21 (3) For each year that data is available, beginning in 2005, the Planning Department
22 shall report net housing construction by income levels, as well as units that have been withdrawn from
23 protection afforded by City law, such as laws providing for rent-controlled and single resident
24 occupancy (SRO) units. The affordable housing categories shall include net new units, as well as
25 existing units that were previously not restricted by deed or regulatory agreement that are acquired for

1 preservation as permanently affordable housing as determined by the Mayor's Office of Housing and
2 Community Development (MOHCD) (not including refinancing or other rehabilitation under existing
3 ownership), protected by deed or regulatory agreement for a minimum of 55 years. The report shall
4 include, by year, and for the latest quarter, all units that have received Temporary Certificates of
5 Occupancy within that year, a separate category for units that obtained a site or building permit, and
6 another category for units that have received approval from the Planning Commission or Planning
7 Department, but have not yet obtained a site or building permit to commence construction (except any
8 entitlements that have expired and not been renewed during the Housing Balance Period). Master
9 planned entitlements, including but not limited to such areas as Treasure Island, Hunters Point
10 Shipyard and Park Merced, shall not be included in this latter category until individual building
11 entitlements or site permits are approved for specific housing projects. For each year or approval
12 status, the following categories shall be separately reported:

13 (A) Extremely Low Income Units, which are units available to individuals or
14 families making between 0-30% Area Median Income (AMI) as defined in California Health & Safety
15 Code Section 50106, and are subject to price or rent restrictions between 0-30% AMI;

16 (B) Very Low Income Units, which are units available to individuals or families
17 making between 30-50% AMI as defined in California Health & Safety Code Section 50105, and are
18 subject to price or rent restrictions between 30-50% AMI;

19 (C) Lower Income Units, which are units available to individuals or families
20 making between 50-80% AMI as defined in California Health & Safety Code Section 50079.5, and are
21 subject to price or rent restrictions between 50-80% AMI;

22 (D) Moderate Income Units, which are units available to individuals or families
23 making between 80-120% AMI, and are subject to price or rent restrictions between 80-120% AMI;

24 (E) Middle Income Units, which are units available to individuals or families
25 making between 120-150% AMI, and are subject to price or rent restrictions between 120-150% AMI;

1 (F) Market-rate units, which are units not subject to any deed or regulatory
2 agreement with price restrictions;

3 (G) Housing units withdrawn from protected status, including units withdrawn
4 from rent control (except those units otherwise converted into permanently affordable housing),
5 including all units that have been subject to rent control under the San Francisco Residential Rent
6 Stabilization and Arbitration Ordinance but that a property owner removes permanently from the
7 rental market through condominium conversion pursuant to Administrative Code Section 37.9(a)(9),
8 demolition or alterations (including dwelling unit mergers), or permanent removal pursuant to
9 Administrative Code Section 37.9(a)(10) or removal pursuant to the Ellis Act under Administrative
10 Code Section 37.9(a)(13);

11 (H) Public housing replacement units and substantially rehabilitated units
12 through the HOPE SF and Rental Assistance Demonstration (RAD) programs, as well as other
13 substantial rehabilitation programs managed by MOHCD.

14 (4) The Housing Balance shall be expressed as a percentage, obtained by dividing the
15 cumulative total of extremely low, very low, low and moderate income affordable housing units (all
16 units 0-120% AMI) minus the lost protected units, by the total number of net new housing units within
17 the Housing Balance Period. The Housing Balance shall also provide two calculations:

18 (A) the Cumulative Housing Balance, consisting of housing units that have
19 already been constructed (and received a Temporary Certificate of Occupancy or other certificate that
20 would allow occupancy of the units) within the 10-year Housing Balance Period, plus those units that
21 have obtained a site or building permit. A separate calculation of the Cumulative Housing Balance
22 shall also be provided, which includes HOPE SF and RAD public housing replacement and
23 substantially rehabilitated units (but not including general rehabilitation / maintenance of public
24 housing or other affordable housing units) that have received Temporary Certificates of Occupancy
25

1 within the Housing Balance Period. The Housing Balance Reports will show the Cumulative Housing
2 Balance with and without public housing included in the calculation; and

3 (B) the Projected Housing Balance, which shall include any residential project
4 that has received approval from the Planning Commission or Planning Department, even if the
5 housing project has not yet obtained a site or building permit to commence construction (except any
6 entitlements that have expired and not been renewed during the Housing Balance period). Master
7 planned entitlements shall not be included in the calculation until individual building entitlements or
8 site permits are approved.

9 (d) Bi-annual Housing Balance Reports. Within 30 days of the effective date of this
10 Section 403 By June 1, 2015, the Planning Department shall calculate the Cumulative and Projected
11 Housing Balance for the most recent two quarters City-wide, by Supervisorial District, Plan Area, and
12 by neighborhood Planning Districts, as defined in the annual Housing Inventory, and publish it as an
13 easily visible and accessible page devoted to Housing Balance and Monitoring and Reporting on the
14 Planning Department's website. By August September 1st and February March 1st of each year, the
15 Planning Department shall publish and update the Housing Balance Report, and present this report at
16 an informational hearing to the Planning Commission and Board of Supervisors, as well as to any
17 relevant body with geographic purview over a plan area upon request, along with the other quarterly
18 reporting requirements of Administrative Code Chapter 10E.4. The annual report to the Board of
19 Supervisors shall be accepted by resolution of the Board, which resolution shall be introduced
20 by the Planning Department. The Housing Balance Report shall also be incorporated into the
21 Annual Planning Commission Housing Hearing and Annual Report to the Board of Supervisors
22 required in Administrative Code Chapter 10E.4.

23 (e) Annual Hearing by Board of Supervisors.

24 (1) The Board of Supervisors shall hold a public Housing Balance hearing on an annual
25 basis by April 1 of each year, to consider progress towards the City's affordable housing goals.

1 including the goal of a minimum 33% affordable housing to low and moderate income households, as
2 well as the City's General Plan Housing Element housing production goals by income category. The
3 first hearing shall occur no later than 30 days after the effective date of this ordinance, and by April 1
4 of each year thereafter.

5 (2) The hearing shall include reporting by the Planning Department, which shall present
6 the latest Housing Balance Report City-wide and by Supervisorial District and Planning District; the
7 Mayor's Office of Housing and Community Development, the Mayor's Office of Economic and
8 Workforce Development, the Rent Stabilization Board, by the Department of Building Inspection, and
9 the City Economist on strategies for achieving and maintaining a housing balance in accordance with
10 San Francisco's housing production goals. If the Cumulative Housing Balance has fallen below 33% in
11 any year, MOHCD shall determine how much funding is required to bring the City into a minimum
12 33% Housing Balance and the Mayor shall submit to the Board of Supervisors a strategy to accomplish
13 the minimum of 33% Housing Balance. City Departments shall at minimum report on the following
14 issues relevant to the annual Housing Balance hearing: MOHCD shall report on the annual and
15 projected progress by income category in accordance with the City's General Plan Housing Element
16 housing production goals, projected shortfalls and gaps in funding and site control, and progress
17 toward the City's Neighborhood Stabilization goals for acquiring and preserving the affordability of
18 existing rental units in neighborhoods with high concentrations of low and moderate income
19 households or historically high levels of evictions; the Planning Department shall report on current
20 and proposed zoning and land use policies that affect the City's General Plan Housing Element
21 housing production goals; the Mayor's Office of Economic and Workforce Development shall report on
22 current and proposed major development projects, dedicated public sites, and policies that affect the


23
24
25

1 City's General Plan Housing Element housing production goals; the Rent Board shall report on the
2 withdrawal or addition of rent-controlled units and current or proposed policies that affect these
3 numbers; the Department of Building Inspection shall report on the withdrawal or addition of
4 Residential Hotel units and current or proposed policies that affect these numbers; and the City
5 Economist shall report on annual and projected job growth by the income categories specified in the
6 City's General Plan Housing Element.

7 (3) All reports and presentation materials from the annual Housing Balance hearing
8 shall be maintained by year for public access on the Planning Department's website on its page
9 devoted to Housing Balance Monitoring and Reporting.

10
11 Section 4. Effective Date. This ordinance shall become effective 30 days after
12 enactment. Enactment occurs when the Mayor signs the ordinance, the Mayor returns the
13 ordinance unsigned or does not sign the ordinance within ten days of receiving it, or the Board
14 of Supervisors overrides the Mayor's veto of the ordinance.

15
16 APPROVED AS TO FORM:
17 DENNIS J. HERRERA, City Attorney

18 By: 
19 MARLENA BYRNE
20 Deputy City Attorney

21 n:\legals\as2015\1503066\01000068.doc

22
23
24
25

Supervisor Kim
BOARD OF SUPERVISORS

Page 10



City and County of San Francisco
Tails
Ordinance

City Hall
1 Dr. Carlton B. Goodlett Place
San Francisco, CA 94102-4689

File Number: 150029

Date Passed: April 21, 2015

Ordinance amending the Planning Code to require the Planning Department to monitor the balance between new market rate housing and new affordable housing, and publish a bi-annual Housing Balance Report; requiring an annual hearing at the Board of Supervisors on strategies for achieving and maintaining the required housing balance in accordance with San Francisco's housing production goals; and making environmental findings, Planning Code, Section 302, findings, and findings of consistency with the General Plan, and the eight priority policies of Planning Code, Section 101.1.

April 06, 2015 Land Use and Transportation Committee - AMENDED, AN AMENDMENT OF THE WHOLE BEARING SAME TITLE

April 06, 2015 Land Use and Transportation Committee - RECOMMENDED AS AMENDED

April 14, 2015 Board of Supervisors - PASSED, ON FIRST READING


Ayes: 11 - Avalos, Breed, Campos, Christensen, Cohen, Farrell, Kim, Mar, Tang, Wiener and Yee

April 21, 2015 Board of Supervisors - FINALLY PASSED


Ayes: 11 - Avalos, Breed, Campos, Christensen, Cohen, Farrell, Kim, Mar, Tang, Wiener and Yee

File No. 150029

I hereby certify that the foregoing Ordinance was FINALLY PASSED on 4/21/2015 by the Board of Supervisors of the City and County of San Francisco.


Angela Calvillo
Clerk of the Board


Mayor


Date Approved

APPENDIX B

CUMULATIVE HOUSING BALANCE REPORT No 5 TABLES BY PLANNING DISTRICTS

Table 1A
Cumulative Housing Balance Calculation, 2007 Q1 – 2016 Q4

Planning Districts	New Affordable Housing Built	Acquisitions & Rehabs and Small Sites Completed	Units Removed from Protected Status	Total Entitled Affordable Units Permitted	Total Net New Units Built	Total Entitled Permitted Units	Cumulative Housing Balance
1 Richmond	170		(569)	54	513	175	-50.1%
2 Marina	2	24	(180)	2	282	160	-34.4%
3 Northeast	191	6	(384)	12	753	271	-17.1%
4 Downtown	1,682	851	(119)	304	5,630	2,124	35.1%
5 Western Addition	621	293	(207)	142	1,809	448	37.6%
6 Buena Vista	190	5	(239)	30	899	437	-1.0%
7 Central	18		(384)	-	348	51	-91.7%
8 Mission	345	347	(540)	16	1,504	469	8.5%
9 South of Market	1,815	304	(125)	933	13,814	5,871	14.9%
10 South Bayshore	753		(76)	1	1,807	322	31.8%
11 Bernal Heights	240	8	(184)	-	73	20	68.8%
12 South Central	10		(375)	10	128	307	-81.6%
13 Ingleside	119		(179)	-	547	93	-9.4%
14 Inner Sunset	-		(189)	-	103	36	-136.0%
15 Outer Sunset	10		(432)	7	109	96	-202.4%
TOTALS	6,166	1,838	(4,182)	1,511	28,319	10,880	13.6%

Table 1B

Expanded Cumulative Housing Balance Calculation, 2007 Q1 – 2016 Q4

Planning Districts	New Affordable Housing Built	Acquisitions & Rehabs and Small Sites Completed	RAD Program & HopeSF Replacement Units	Units Removed from Protected Status	Total Entitled Affordable Units Permitted	Total Net New Units Built	Total Entitled Permitted Units	Expanded Cumulative Housing Balance
1 Richmond	170		144	(569)	54	513	175	-29.2%
2 Marina	2	24	138	(180)	2	282	160	-3.2%
3 Northeast	191	6	577	(384)	12	753	271	39.3%
4 Downtown	1,682	851	285	(119)	304	5,630	2,124	38.7%
5 Western Addition	621	293	919	(207)	142	1,809	448	78.3%
6 Buena Vista	190	5	132	(239)	30	899	437	8.8%
7 Central	18		107	(384)	-	348	51	-64.9%
8 Mission	345	347	91	(540)	16	1,504	469	13.1%
9 South of Market	1,815	304	276	(125)	933	13,814	5,871	16.3%
10 South Bayshore	753		436	(76)	1	1,807	322	52.3%
11 Bernal Heights	240	8	268	(184)	-	73	20	357.0%
12 South Central	10		-	(375)	10	128	307	-81.6%
13 Ingleside	119		-	(179)	-	547	93	-9.4%
14 Inner Sunset	-		110	(189)	-	103	36	-56.8%
15 Outer Sunset	10		-	(432)	7	109	96	-202.4%
TOTALS	6,166	1,838	3,483	(4,182)	1,511	28,319	10,880	22.5%

Table 2
Projected Housing Balance Calculation, 2016 Q4

BoS District	Very Low Income	Low Income	Moderate	TBD	Total Affordable Units	Net New Units	Total Affordable Units as % of Net New Units
1 Richmond	-	-	-	-	-	19	0.0%
2 Marina	-	-	-	-	-	20	0.0%
3 Northeast	-	-	8	-	8	143	5.6%
4 Downtown	-	-	96	-	96	2,024	4.7%
5 Western Addition	-	65	11	3	79	133	59.4%
6 Buena Vista	-	-	20	-	20	172	11.6%
7 Central	-	-	-	-	-	48	0.0%
8 Mission	-	5	8	18	31	1,304	2.4%
9 South of Market	-	154	13	34	201	3,173	6.3%
10 South Bayshore	-	141	-	168	309	3,032	10.2%
11 Bernal Heights	-	-	-	-	-	4	0.0%
12 South Central	-	-	-	1	1	916	0.1%
13 Ingleside	-	915	-	284	1,199	1,021	117.4%
14 Inner Sunset	-	-	-	-	-	36	0.0%
15 Outer Sunset	-	-	-	-	-	14	0.0%
TOTALS	-	1,280	156	508	1,944	12,059	16.1%

Table 3
New Housing Production by Affordability, 2007 Q1 – 2016 Q4

Planning Districts	Very Low	Low	Moderate	Middle Income	Total Affordable Units	Total Net Units	Affordable Units as % of Total Net Units
1 Richmond	170	-	-	-	170	513	33.1%
2 Marina	-	-	-	-	-	282	0.0%
3 Northeast	161	2	28	-	191	753	25.4%
4 Downtown	1,048	338	273	23	1,682	5,630	29.9%
5 Western Addition	367	174	80	-	621	1,809	34.3%
6 Buena Vista	72	64	54	-	190	899	21.1%
7 Central	-	18	-	-	18	348	5.2%
8 Mission	214	62	69	-	345	1,504	22.9%
9 South of Market	724	628	463	-	1,815	13,814	13.1%
10 South Bayshore	298	300	155	-	753	1,807	41.7%
11 Bernal Heights	240	-	-	-	240	73	328.8%
12 South Central	-	10	-	-	10	128	7.8%
13 Ingleside	70	32	17	-	119	547	21.8%
14 Inner Sunset	-	-	-	-	-	103	0.0%
15 Outer Sunset	-	-	10	-	10	109	9.2%
TOTALS	3,364	1,628	1,149	23	6,164	28,319	21.8%

Table 4a
Acquisitions and Rehabilitation of
Affordable Housing, 2007 Q1 – 2016 Q4

Planning District	No. of Buildings	No. of Units
2 Marina	1	24
4 Downtown	6	826
5 Western Addition	2	290
8 Mission	2	319
9 South of Market	7	301
TOTALS	18	1,760

Table 4b
Small Sites Program Acquisitions – 2015 - 2016

Planning District	No. of Buildings	No. of Units
3 Northeast	1	6
4 Downtown	2	25
5 Western Addition	1	3
6 Buena Vista	1	5
8 Mission	5	28
9 South of Market	1	3
11 Bernal Heights	2	8
TOTALS	13	78

Table 5
RAD Affordable Units

Planning District	No of Buildings	No of Units
1 Richmond	2	144
2 Marina	2	138
3 Northeast	4	577
4 Downtown	3	285
5 Western Addition	8	919
6 Buena Vista	2	132
7 Central	1	107
8 Mission	1	91
9 South of Market	1	276
10 South Bayshore	2	436
11 Bernal Heights	2	268
12 South Central	-	-
13 Ingleside	-	-
14 Inner Sunset	1	110
15 Outer Sunset	-	-
TOTALS	29	3,483

Table 6
Units Removed from Protected Status, 2007 Q1 – 2016 Q4

Planning District	Condo Conversion	Demolition	Ellis Out	Owner Move-In	Total Units Permanently Lost
1 Richmond	4	31	193	341	569
2 Marina	11	5	35	129	180
3 Northeast	11	11	232	130	384
4 Downtown	-	68	47	4	119
5 Western Addition	7	10	63	127	207
6 Buena Vista	4	11	94	130	239
7 Central	17	23	132	212	384
8 Mission	2	33	258	247	540
9 South of Market	3	20	35	67	125
10 South Bayshore	-	13	8	55	76
11 Bernal Heights	4	28	45	107	184
12 South Central	-	83	39	253	375
13 Ingleside	-	40	21	118	179
14 Inner Sunset	6	15	54	114	189
15 Outer Sunset	-	87	72	273	432
Totals	69	478	1,328	2,307	4,182

Table 7
Entitled and Permitted Units, 2017 Q4

Planning District	Very Low Income	Low Income	Moderate	TBD	Total Affordable Units	Net New Units	Total Affordable Units as % of Net New Units
1 Richmond	-	50	4	-	54	175	30.9%
2 Marina	-	-	2	-	2	160	1.3%
3 Northeast	-	12	-	-	12	271	4.4%
4 Downtown	83	207	14	-	304	2,124	14.3%
5 Western Addition	108	-	34	-	142	448	31.7%
6 Buena Vista	-	10	13	7	30	437	6.9%
7 Central	-	-	-	-	-	51	0.0%
8 Mission	-	12	4	-	16	469	3.4%
9 South of Market	152	521	260	-	933	5,871	15.9%
10 South Bayshore	-	-	-	1	1	322	0.3%
11 Bernal Heights	-	-	-	-	-	20	0.0%
12 South Central	-	-	10	-	10	307	3.3%
13 Ingleside	-	-	-	-	-	93	0.0%
14 Inner Sunset	-	-	-	-	-	36	0.0%
15 Outer Sunset	-	-	7	-	7	96	7.3%
TOTALS	343	812	348	8	1,511	10,880	13.9%



SAN FRANCISCO PLANNING DEPARTMENT

MEMO

DATE: 12 May 2017
TO: Honorable Members of the San Francisco Board of Supervisors
FROM: John Rahaim
Director of Planning
RE: HOUSING BALANCE REPORT No. 5
1 January 2007 – 31 December 2016

1650 Mission St.
Suite 400
San Francisco,
CA 94103-2479

Reception:
415.558.6378

Fax:
415.558.6409

Planning
Information:
415.558.6377

SUMMARY

This report is submitted in compliance with Ordinance No. 53-15 requiring the Planning Department to monitor and report on the housing balance between new market rate and new affordable housing production. One of the stated purposes of the Housing Balance is "to ensure that data on meeting affordable housing targets Citywide and within neighborhoods informs the approval process for new housing development." This report is the fifth in the series and covers the ten-year period from 1 January 2007 through 31 December 2016.

The "Housing Balance" is defined as the proportion of all new affordable housing units to the total number of all new housing units for a 10-year "Housing Balance Period." In addition, a calculation of "Projected Housing Balance" which includes residential projects that have received approvals from the Planning Commission or Planning Department but have not yet received permits to commence construction will be included.

In the 2007-2016 Housing Balance Period, 22% of net new housing produced was affordable. By comparison, the expanded Citywide Cumulative Housing Balance is 23%, although this varies by districts. Distribution of the Cumulative Housing Balance over the 11 Board of Supervisor Districts ranges from -197% (District 4) to 67% (District 5). This variation, especially with negative housing balances, is due to the larger number of units permanently withdrawn from rent control protection relative to the number of total net new units and net affordable units built in those districts.

The Projected Housing Balance Citywide is 14%. Three major development projects were identified in the ordinance for exclusion in the projected housing balance calculations until site permits are obtained. Remaining phases for these three projects will add up to 22,000 net units including over 4,900 affordable units; this would increase the projected housing balance to 20% if included in the calculations.

BACKGROUND

On 21 April 2015, the Board of Supervisors passed Ordinance No. 53-15 amending the *Planning Code* to include a new *Section 103* requiring the Planning Department to monitor and report on the Housing Balance between new market rate housing and new affordable housing production. The *Housing Balance Report* will be submitted bi-annually by April 1 and October 1 of each year and will also be published on a visible and accessible page on the Planning Department's website. *Planning Code Section 103* also requires an annual hearing at the Board of Supervisors on strategies for achieving and maintaining the required housing balance in accordance with the City's housing production goals. (See *Appendix A* for complete text of Ordinance No. 53-15.)

The stated purposes for the Housing Balance Monitoring and Reporting are: a) to maintain a balance between new affordable and market rate housing Citywide and within neighborhoods; b) to make housing available for all income levels and housing need types; c) to preserve the mixed-income character of the City and its neighborhoods; d) to offset the withdrawal of existing housing units from rent stabilization and the loss of single-room occupancy hotel units; e) to ensure the availability of land and encourage the deployment of resources to provide sufficient housing affordable to households of very low, low, and moderate incomes; f) to ensure adequate housing for families, seniors and the disabled communities; g) to ensure that data on meeting affordable housing targets Citywide and within neighborhoods informs the approval process for new housing development; and h) to enable public participation in determining the appropriate mix of new housing approvals.

Specifically, the *Housing Balance Report* will supplement tracking performance toward meeting the goals set by the City's *Housing Element* and Proposition K. Housing production targets in the City's *Housing Element*, adopted in April 2015, calls for 28,870 new units built between 2015 and 2022, 57%¹ of which should be affordable. As mandated by law, the City provides the State Department of Housing and Community Development an annual progress report.² In November 2014, San Francisco's voters endorsed Proposition K, which set a goal of 33% of all new housing units to be affordable. In addition, Mayor Ed Lee set a goal of creating 30,000 new and rehabilitated homes by 2020; he pledged at least 30% of these to be permanently affordable to low-income families as well as working, middle income families.³

This *Housing Balance Report* was prepared from data gathered from previously published sources including the Planning Department's annual *Housing Inventory* and quarterly *Pipeline Report* data, San Francisco Rent Board data, and the Mayor's Office of Housing and Community Development's *Weekly Dashboard*.

¹ The Ordinance inaccurately stated that "22% of new housing demands to be affordable to households of moderate means"; San Francisco's Regional Housing Needs Assessment (RHNA) allocation for moderate income households is 19% of total production goals.

² Printed annual progress reports submitted by all California jurisdictions can be accessed here – <http://www.hcd.ca.gov/community-development/housing-element/annual-progress-reports/index.php> -- or by calling HCD at 916-263-2911 for the latest reports as many jurisdictions now file reports online.

³ For more information on and tracking of 30K by 2020, see <http://sfmayor.org/housing>.

CUMULATIVE HOUSING BALANCE CALCULATION

Planning Code Section 103 calls for the Housing Balance “be expressed as a percentage, obtained by dividing the cumulative total of extremely low, very low, low, and moderate income affordable housing (all units 0-120% AMI) minus the lost protected units, by the total number of net new housing units within the Housing Balance Period.” The ordinance requires that the “Cumulative Housing Balance” be provided using two calculations: a) one consisting of net housing built within a 10 year Housing Balance period, less units withdrawn from protected status, plus net units in projects that have received both approvals from the Planning Commission or Planning Department and site permits from the Department of Building Inspection, and b) the addition of net units gained through acquisition and rehabilitation of affordable units, HOPE SF and RAD units. “Protected units” include units that are subject to rent control under the City’s Residential Rent Stabilization and Arbitration Ordinance. Additional elements that figure into the Housing Balance include completed HOPE SF and RAD public housing replacement, substantially rehabilitated units, and single-room occupancy hotel units (SROs). The equation below shows the second, expanded calculation of the Cumulative Housing Balance.

[Net New Affordable Housing + Completed Acquisitions & Rehabs + Completed HOPE SF + RAD Public Housing Replacement + Entitled & Permitted Affordable Units] – [Units Removed from Protected Status]	=	CUMULATIVE HOUSING BALANCE
[Net New Housing Built + Net Entitled & Permitted Units]		

The first “Housing Balance Period” is a ten-year period starting with the first quarter of 2005 through the last quarter of 2014. Subsequent housing balance reports will cover the 10 years preceding the most recent quarter. This report covers January 2007 (Q1) through December 2016 (Q4).

Table 1A below shows the Cumulative Housing Balance for 10 year 2007 Q1 – 2016 Q4 period is 14% Citywide. With the addition of RAD units, the expanded Cumulative Housing Balance is 23%. In comparison, the expanded Cumulative Housing Balance for 10 year 2006 Q1 – 2015 Q4 period was 18%. The Board of Supervisors recently revised the ordinance to include Owner Move-Ins (OMIs) in the Housing Balance calculation. Although OMIs were not specifically called out by in the original Ordinance in the calculation of the Housing Balance, these were included in earlier reports because this type of no-fault eviction results in the loss of rent controlled units either permanently or for a period of time.

Table 1A
Cumulative Housing Balance Calculation, 2007 Q1 – 2016 Q4

BoS Districts	Net New Affordable Housing Built	Acquisitions & Rehabs and Small Sites Completed	Units Removed from Protected Status	Total Entitled Affordable Units Permitted	Total Net New Units Built	Total Entitled Units	Cumulative Housing Balance
BoS District 1	170	-	(496)	4	340	114	-70.9%
BoS District 2	37	24	(315)	11	871	271	-21.3%
BoS District 3	205	6	(372)	16	951	302	-11.6%
BoS District 4	10	-	(437)	7	115	98	-197.2%
BoS District 5	709	293	(398)	196	1,744	598	34.2%
BoS District 6	3,239	1,155	(135)	960	17,158	6,409	22.1%
BoS District 7	99	-	(220)	-	530	104	-19.1%
BoS District 8	97	17	(655)	17	1,115	416	-34.2%
BoS District 9	217	319	(582)	17	1,034	237	-2.3%
BoS District 10	1,353	24	(249)	274	4,281	2,034	22.2%
BoS District 11	30	-	(323)	9	180	297	-59.5%
TOTALS	6,166	1,838	(4,182)	1,511	28,319	10,880	13.6%

Table 1B below shows the Expanded Cumulative Housing Balances for Board of Supervisor Districts ranging from -197% (District 4) to 67% (District 5). Negative balances in Districts 1 (-71%), 2 (-23%), 3 (-12%), 4 (-197%), 8 (-35%), and 11 (-60%) resulted from the larger numbers of units removed from protected status relative to the net new affordable housing and net new housing units built in those districts.

Table 1B
Expanded Cumulative Housing Balance Calculation, 2007 Q1 – 2016 Q4

BoS Districts	Net New Affordable Housing Built	Acquisitions & Rehabs and Small Sites Completed	RAD Program and Hope SF Replacement Units	Units Removed from Protected Status	Total Entitled Affordable Units Permitted	Total Net New Units Built	Total Entitled Units	Expanded Cumulative Housing Balance
BoS District 1	170	-	144	(496)	4	340	114	-39.2%
BoS District 2	37	24	251	(315)	11	871	271	0.7%
BoS District 3	205	6	577	(372)	16	951	302	34.5%
BoS District 4	10	-	-	(437)	7	115	98	-197.2%
BoS District 5	709	293	806	(398)	196	1,744	598	68.6%
BoS District 6	3,239	1,155	561	(135)	960	17,158	6,409	24.5%
BoS District 7	99	-	110	(220)	-	530	104	-1.7%
BoS District 8	97	17	330	(655)	17	1,115	416	-12.7%
BoS District 9	217	319	268	(582)	17	1,034	237	18.8%
BoS District 10	1,353	24	436	(249)	274	4,281	2,034	29.1%
BoS District 11	30	-	-	(323)	9	180	297	-59.5%
TOTALS	6,166	1,838	3,483	(4,182)	1,511	28,319	10,880	22.5%

PROJECTED HOUSING BALANCE

Table 2 below summarizes residential projects that have received entitlements from the Planning Commission or the Planning Department but have not yet received a site or building permit. Overall projected housing balance at the end of 2016 is 16%. This balance is expected to change as several major projects have yet to declare how their affordable housing requirements will be met. In addition, three entitled major development projects – Treasure Island, ParkMerced, and Hunters Point – are not included in the accounting until applications for building permits are filed or issued as specified in the ordinance. Remaining phases from these three projects will yield an additional 22,000 net new units; 22% (or 4,900 units) would be affordable to low and moderate income households.

The Projected Housing Balance does not account for affordable housing units that will be produced as a result of the Inclusionary Housing Fee paid in a given reporting cycle. Those affordable housing units are produced several years after the Fee is collected. Units produced through the Fee typically serve lower income households than do the inclusionary units, including special needs populations requiring services, such as seniors, transitional aged youth, families, and veterans.

Table 2
Projected Housing Balance Calculation, 2016 Q4

BoS District	Very Low Income	Low Income	Moderate	TBD	Total Affordable Units	Net New Units	Total Affordable Units as % of Net New Units
BoS District 1	-	-	-	-	-	19	0.0%
BoS District 2	-	-	-	-	-	25	0.0%
BoS District 3	-	-	14	-	14	190	7.4%
BoS District 4	-	-	-	-	-	14	0.0%
BoS District 5	-	-	28	3	31	275	11.3%
BoS District 6	-	158	103	52	313	3,664	8.5%
BoS District 7	-	-	-	284	284	1,057	26.9%
BoS District 8	-	5	3	-	8	84	9.5%
BoS District 9	-	132	8	1	141	722	19.5%
BoS District 10	-	985	-	168	1,153	6,008	19.2%
BoS District 11	-	-	-	-	-	1	0.0%
TOTALS	-	1,280	156	508	1,944	12,059	16.1%

CUMULATIVE HOUSING BALANCE ELEMENTS

Because the scope covered by the Housing Balance calculation is broad, each element – or group of elements – will be discussed separately. The body of this report will account for figures at the Board of Supervisor district level. The breakdown of each element using the Planning Department District geographies, as required by *Section 103*, is provided separately in an *Appendix B*. This is to ensure simple and uncluttered tables in the main body of the report.

Affordable Housing and Net New Housing Production

Table 3 below shows housing production between 2007 Q1 and 2016 Q4. This ten-year period resulted in a net addition of over 28,300 units to the City’s housing stock, including almost 6,170 affordable units. A majority of net new housing units and affordable units built in the ten year

reporting period were in District 6 (17,160 or 61% and 3,240 or 53% respectively). District 10 follows with about 4,280 (15%) net new units, including over 1,350 (22%) affordable units.

The table below also shows that almost 22% of net new units built between 2007 Q1 and 2016 Q4 were affordable units, mostly (61%) in District 6. While District 1 saw modest gains in net new units built, half of these were affordable (50%).

Table 3
New Housing Production by Affordability, 2007 Q1 – 2016 Q4

BoS District	Very Low	Low	Moderate	Middle	Total Affordable Units	Total Net Units	Affordable Units as % of Total Net Units
BoS District 1	170			-	170	340	50.0%
BoS District 2			37	-	37	871	4.2%
BoS District 3	161	2	42	-	205	951	21.6%
BoS District 4			10	-	10	115	8.7%
BoS District 5	439	174	96	-	709	1,744	40.7%
BoS District 6	1,982	727	507	23	3,239	17,158	18.9%
BoS District 7	70	29		-	99	530	18.7%
BoS District 8		82	15	-	97	1,115	8.7%
BoS District 9	138	40	39	-	217	1,034	21.0%
BoS District 10	404	561	388	-	1,353	4,281	31.6%
BoS District 11		13	17	-	30	180	16.7%
TOTAL	3,364	1,628	1,151	23	6,166	28,319	21.8%

It should be noted that units affordable to Extremely Very Low Income (EVLI) households are included under the Very Low Income (VLI) category because certain projects that benefit homeless individuals and families – groups considered as EVLI – have income eligibility caps at the VLI level.

Acquisition and Rehabilitation of Affordable Housing Units

Table 4 below lists the number of units that have been rehabilitated and/or acquired between 2007 Q1 and 2016 Q4 to ensure permanent affordability. These are mostly single-room occupancy hotel units that are affordable to extremely very low and very low income households.

Table 4a
Acquisitions and Rehabilitation of Affordable Housing, 2007-2016

BoS District	No. of Buildings	No. of Units
BoS District 2	1	24
BoS District 5	2	290
BoS District 6	13	1,127
BoS District 9	2	319
TOTALS	18	1,760

Small Sites Program

The San Francisco Small Sites Program (SSP) is an initiative of the Mayor's Office of Housing and Community Development (MOHCD) to acquire small rent-controlled buildings (with four to 25 units) where tenants are at risk of eviction through the Ellis Act or owner move-ins. Since its inception in 2014, some 13 buildings with 78 units have been acquired.

Table 4b
Small Sites Program, 2014-2016

BoS District	No. of Buildings	No. of Units
Bos District 3	1	6
BoS District 5	1	3
BoS District 6	3	28
BoS District 8	4	17
BoS District 9	4	24
TOTALS	13	78

RAD Program

The San Francisco Housing Authority's Rental Assistance Demonstration (RAD) program preserves at risk public and assisted housing projects. According to the Mayor's Office, RAD Phase I transferred 1,425 units to developers in December 2015. An additional 2,028 units were transferred as Phase II in 2016.

Table 5
RAD Affordable Units, 2016-2017

BoS District	No of Buildings	No of Units
BoS District 1	2	144
BoS District 2	3	251
BoS District 3	4	577
BoS District 5	7	806
BoS District 6	4	561
BoS District 7	1	110
BoS District 8	4	330
BoS District 9	2	268
BoS District 10	2	436
BoS District 11	-	-
TOTALS	29	3,483

Units Removed From Protected Status

San Francisco's Residential Rent Stabilization and Arbitration Ordinance protects tenants and preserves affordability of about 175,000 rental units by limiting annual rent increases. Landlords can, however, terminate tenants' leases through no-fault evictions including condo conversion, owner move-in, Ellis Act, demolition, and other reasons that are not the tenants' fault. The Housing Balance calculation takes into account units permanently withdrawn from rent stabilization as loss of affordable housing. The following no-fault evictions affect the supply of rent controlled units by removing units from the rental market: condo conversion, demolition, Ellis Act, and owner move-ins (OMIs). It should be noted that initially, OMIs were not specifically called out by the Ordinance to be included in the calculation. However, because owner move-ins have the effect of the losing rent controlled units either permanently or for a substantial period of time, these numbers are included in the Housing Balance calculation as intended by the legislation's sponsors. Some of these OMI units may return to being rentals and will still fall under the rent control ordinance. On 14 November 2016, the Board of Supervisors amended Planning Code Section 103 to include OMIs as part of the housing balance calculation.

Table 6 below shows the distribution of no-fault eviction notices issued between January 2007 and December 2016. Eviction notices have been commonly used as proxy for evictions. Owner Move-In and Ellis Out notices made up the majority of no fault evictions (55% and 32% respectively). Distribution of these no-fault eviction notices is almost evenly dispersed, with Districts 8 and 9 leading (16% and 14%, respectively).

Table 6
Units Removed from Protected Status, 2007 Q1 – 2016 Q4

BoS District	Condo Conversion	Demolition	Ellis Out	Owner Move-In	Units Removed from Protected Status
BoS District 1	3	26	160	307	496
BoS District 2	17	13	86	199	315
BoS District 3	6	10	238	118	372
BoS District 4	-	87	76	274	437
BoS District 5	17	21	125	235	398
BoS District 6	1	76	46	12	135
BoS District 7	-	31	37	152	220
BoS District 8	19	43	262	331	655
BoS District 9	4	61	209	308	582
BoS District 10	2	29	45	173	249
BoS District 11	-	81	44	198	323
TOTALS	69	478	1,328	2,307	4,182

Entitled and Permitted Units

Table 7 lists the number of units that have received entitlements from the Planning Commission or the Planning Department. These pipeline projects have also received site permits from the Department of Building Inspection and most are under construction as of the final quarter of 2016. Over half of these units are being built in or will be built in District 6 (59%). Fourteen percent of units that have received Planning entitlements and site permits from the DBI will be affordable.

Table 7
Permitted Units, 2016 Q4

BoS District	Very Low Income	Low Income	Moderate	TBD	Total Affordable Units	Net New Units	Total Affordable Units as % of Net New Units
BoS District 1	-	-	4	-	4	114	3.5%
BoS District 2	-	-	11	-	11	271	4.1%
BoS District 3	-	12	4	-	16	302	5.3%
BoS District 4	-	-	7	-	7	98	7.1%
BoS District 5	108	50	38	-	196	598	32.8%
BoS District 6	235	483	242	-	960	6,409	15.0%
BoS District 7	-	-		-	-	104	0.0%
BoS District 8	-	10		7	17	416	4.1%
BoS District 9	-	12	5	-	17	237	7.2%
BoS District 10	-	245	28	1	274	2,034	13.5%
BoS District 11	-	-	9	-	9	297	3.0%
TOTALS	343	812	348	8	1,511	10,880	13.9%

PERIODIC REPORTING AND ONLINE ACCESS

This report complies with *Planning Code Section 103* requirement that the Planning Department publish and update the *Housing Balance Report* bi-annually on April 1 and October 1 of each year. *Housing Balance Reports* are available and accessible online, as mandated by the ordinance, by going to this link: <http://www.sf-planning.org/index.aspx?page=4222>.

ANNUAL HEARING

An annual hearing on the Housing Balance before the Board of Supervisors will be scheduled by April 1 of each year. This year's Housing Balance Report will be scheduled to be heard before the Board of Supervisors before the end of June 2017. The Mayor's Office of Housing and Community Development, the Mayor's Office of Economic and Workforce Development, the Rent Stabilization Board, the Department of Building Inspection, and the City Economist will present strategies for achieving and maintaining a housing balance consistent with the City's housing goals at this annual hearing. The ordinance also requires that MOHCD will determine the amount of funding needed to bring the City into the required minimum 33% should the cumulative housing balance fall below that threshold.

APPENDIX A
Ordinance 53-15

AMENDED IN COMMITTEE
4/6/15

FILE NO. 150029

ORDINANCE NO. 53-15

1 [Planning Code - City Housing Balance Monitoring and Reporting]

2

3 Ordinance amending the Planning Code to require the Planning Department to monitor
4 the balance between new market rate housing and new affordable housing, and publish
5 a bi-annual Housing Balance Report; requiring an annual hearing at the Board of
6 Supervisors on strategies for achieving and maintaining the required housing balance
7 in accordance with San Francisco's housing production goals; and making
8 environmental findings, Planning Code, Section 302 findings, and findings of
9 consistency with the General Plan, and the eight priority policies of Planning Code,
10 Section 101.1.

11

12 NOTE: Unchanged Code text and uncodified text are in plain Arial font.
13 Additions to Codes are in single-underline italics Times New Roman font.
14 Deletions to Codes are in ~~strike through italics Times New Roman font~~.
15 Board amendment additions are in double-underlined Arial font.
16 Board amendment deletions are in ~~strike through Arial font~~.
17 Asterisks (* * *) indicate the omission of unchanged Code
18 subsections or parts of tables.

16

Be it ordained by the People of the City and County of San Francisco:

17

18

Section 1. Findings.

19

(a) The Planning Department has determined that the actions contemplated in this
20 ordinance comply with the California Environmental Quality Act (California Public Resources
21 Code Sections 21000 et seq.). Said determination is on file with the Clerk of the Board of
22 Supervisors in File No. 150029 and is incorporated herein by reference. The Board of
23 Supervisors affirms this determination.

24

(b) On March 19, 2015, the Planning Commission, in Resolution No. 19337, adopted
25 findings that the actions contemplated in this ordinance are consistent, on balance, with the

Supervisor Kim
BOARD OF SUPERVISORS

Page 1

1 adopts these findings as its own. A copy of said Resolution is on file with the Clerk of the
2 Board of Supervisors in File No. 150029, and is incorporated herein by reference.

3 (c) Pursuant to Planning Code Section 302, this Board finds that this Planning Code
4 Amendment will serve the public necessity, convenience, and welfare for the reasons set forth
5 in Planning Commission Resolution No. 150029 and the Board incorporates such reasons
6 herein by reference.

7
8 Section 2. The Planning Code is hereby amended by adding new Section 103 to read
9 as follows:

10 **SEC. 103. HOUSING BALANCE MONITORING AND REPORTING.**

11 *(a) Purposes. To maintain a balance between new affordable and market rate housing City-*
12 *wide and within neighborhoods, to make housing available for all income levels and housing need*
13 *types, to preserve the mixed income character of the City and its neighborhoods, to offset the*
14 *withdrawal of existing housing units from rent stabilization and the loss of single-room-occupancy*
15 *hotel units, to ensure the availability of land and encourage the deployment of resources to provide*
16 *sufficient housing affordable to households of very low, low, and moderate incomes, to ensure adequate*
17 *housing for families, seniors and the disabled community, to ensure that data on meeting affordable*
18 *housing targets City-wide and within neighborhoods informs the approval process for new housing*
19 *development, and to enable public participation in determining the appropriate mix of new housing*
20 *approvals, there is hereby established a requirement, as detailed in this Section 103, to monitor and*
21 *regularly report on the housing balance between market rate housing and affordable housing.*

22 **(b) Findings.**

23 *(1) In November 2014, the City voters enacted Proposition K, which established City*
24 *policy to help construct or rehabilitate at least 30,000 homes by 2020. More than 50% of this housing*
25 *would be affordable for middle-class households, with at least 33% affordable for low- and moderate-*

1 income households, and the City is expected to develop strategies to achieve that goal. This section
2 103 sets forth a method to track performance toward the City's Housing Element goals and the near-
3 term Proposition K goal that 33% of all new housing shall be affordable housing, as defined herein.

4 (2) The City's rent stabilized and permanently affordable housing stock serves very low-
5 low-, and moderate-income families, long-time residents, elderly seniors, disabled persons and others.
6 The City seeks to achieve and maintain an appropriate balance between market rate housing and
7 affordable housing City-wide and within neighborhoods because the availability of decent housing and
8 a suitable living environment for every San Franciscan is of vital importance. Attainment of the City's
9 housing goals requires the cooperative participation of government and the private sector to expand
10 housing opportunities to accommodate housing needs for San Franciscans at all economic levels and to
11 respond to the unique needs of each neighborhood where housing will be located.

12 (3) For tenants in unsubsidized housing, affordability is often preserved by the
13 Residential Rent Stabilization and Arbitration Ordinance's limitations on the size of allowable rent
14 increases during a tenancy. As documented in the Budget and Legislative Analyst's October 2013
15 Policy Analysis Report on Tenant Displacement, San Francisco is experiencing a rise in units
16 withdrawn from rent controls. Such rises often accompany periods of sharp increases in property
17 values and housing prices. From 1998 through 2013, the Rent Board reported a total of 13,027 no-fault
18 evictions (i.e., evictions in which the tenant had not violated any lease terms, but the owner sought to
19 regain possession of the unit). Total evictions of all types have increased by 38.2% from Rent Board
20 Year (i.e. from March through February) 2010 to Rent Board Year 2013. During the same period, Ellis
21 Act evictions far outpaced other evictions, increasing by 169.8% from 43 in Rent Board Year 2010 to
22 116 in Rent Board Year 2013. These numbers do not capture the large number of owner buyouts of
23 tenants, which contribute further to the loss of rent-stabilized units from the housing market. Any fair
24 assessment of the affordable housing balance must incorporate into the calculation units withdrawn
25 from rent stabilization.

1 (4) Pursuant to Government Code Section 65584, the Association of Bay Area
2 Governments (ABAG), in coordination with the California State Department of Housing and
3 Community Development (HCD), determines the Bay Area's regional housing need based on regional
4 trends, projected job growth, and existing needs. The regional housing needs assessment (RHNA)
5 determination includes production targets addressing housing needs of a range of household income
6 categories. For the RHNA period covering 2015 through 2022, ABAG has projected that at least 38%
7 of new housing demands for San Francisco will be from very low and low income households
8 (households earning under 80% of area median income), and another 22% of new housing demands to
9 be affordable to households of moderate means (earning between 80% and 120% of area median
10 income). Market-rate housing is considered housing with no income limits or special requirements
11 attached.

12 (5) The Housing Element of the City's General Plan states: "Based on the growing
13 population, and smart growth goals of providing housing in central areas like San Francisco, near jobs
14 and transit, the State Department of Housing and Community Development (HCD), with the
15 Association of Bay Area Governments (ABAG), estimates that in the current 2015-2022 Housing
16 Element period San Francisco must plan for the capacity for roughly 28,870 new units, 57% of which
17 should be suitable for housing for the extremely low, very low, low and moderate income households to
18 meet its share of the region's projected housing demand." Objective 1 of the Housing Element states
19 that the City should "identify and make available for development adequate sites to meet the City's
20 housing needs, especially permanently affordable housing." Objective 7 states that San Francisco's
21 projected affordable housing needs far outpace the capacity for the City to secure subsidies for new
22 affordable units.

23 (6) In 2012, the City enacted Ordinance 237-12, the "Housing Preservation and
24 Production Ordinance," codified in Administrative Code Chapter 10E.4, to require Planning
25 Department staff to regularly report data on progress toward meeting San Francisco's quantified

1 production goals for different household income levels as provided in the General Plan's Housing
2 Element. That Ordinance requires data on the number of units in all stages of the housing production
3 process at various affordability levels to be included in staff reports on all proposed projects of five
4 residential units or more and in quarterly housing production reports to the Planning Commission. The
5 Planning Department has long tracked the number of affordable housing units and total number of
6 housing units built throughout the City and in specific areas and should be able to track the ratio called
7 for in this Section 103.

8 (7) As the private market has embarked upon, and government officials have urged, an
9 ambitious program to produce significant amounts of new housing in the City, the limited remaining
10 available land makes it essential to assess the impact of the approval of new market rate housing
11 developments on the availability of land for affordable housing and to encourage the deployment of
12 resources to provide such housing.

13 (c) Housing Balance Calculation.

14 (1) For purposes of this Section 103, "Housing Balance" shall be defined as the
15 proportion of all new housing units affordable to households of extremely low, very low, low or
16 moderate income households, as defined in California Health & Safety Code Sections 50079.5 et seq.,
17 as such provisions may be amended from time to time, to the total number of all new housing units for a
18 10 year Housing Balance Period.

19 (2) The Housing Balance Period shall begin with the first quarter of year 2005 to the
20 last quarter of 2014, and thereafter for the ten years prior to the most recent calendar quarter.

21 (3) For each year that data is available, beginning in 2005, the Planning Department
22 shall report net housing construction by income levels, as well as units that have been withdrawn from
23 protection afforded by City law, such as laws providing for rent-controlled and single resident
24 occupancy (SRO) units. The affordable housing categories shall include net new units, as well as
25 existing units that were previously not restricted by deed or regulatory agreement that are acquired for

1 preservation as permanently affordable housing as determined by the Mayor's Office of Housing and
2 Community Development (MOHCD) (not including refinancing or other rehabilitation under existing
3 ownership), protected by deed or regulatory agreement for a minimum of 55 years. The report shall
4 include, by year, and for the latest quarter, all units that have received Temporary Certificates of
5 Occupancy within that year, a separate category for units that obtained a site or building permit, and
6 another category for units that have received approval from the Planning Commission or Planning
7 Department, but have not yet obtained a site or building permit to commence construction (except any
8 entitlements that have expired and not been renewed during the Housing Balance Period). Master
9 planned entitlements, including but not limited to such areas as Treasure Island, Hunters Point
10 Shipyard and Park Merced, shall not be included in this latter category until individual building
11 entitlements or site permits are approved for specific housing projects. For each year or approval
12 status, the following categories shall be separately reported:

13 (A) Extremely Low Income Units, which are units available to individuals or
14 families making between 0-30% Area Median Income (AMI) as defined in California Health & Safety
15 Code Section 50106, and are subject to price or rent restrictions between 0-30% AMI;

16 (B) Very Low Income Units, which are units available to individuals or families
17 making between 30-50% AMI as defined in California Health & Safety Code Section 50105, and are
18 subject to price or rent restrictions between 30-50% AMI;

19 (C) Lower Income Units, which are units available to individuals or families
20 making between 50-80% AMI as defined in California Health & Safety Code Section 50079.5, and are
21 subject to price or rent restrictions between 50-80% AMI;

22 (D) Moderate Income Units, which are units available to individuals or families
23 making between 80-120% AMI, and are subject to price or rent restrictions between 80-120% AMI;

24 (E) Middle Income Units, which are units available to individuals or families
25 making between 120-150% AMI, and are subject to price or rent restrictions between 120-150% AMI;

1 (F) Market-rate units, which are units not subject to any deed or regulatory
2 agreement with price restrictions;

3 (G) Housing units withdrawn from protected status, including units withdrawn
4 from rent control (except those units otherwise converted into permanently affordable housing),
5 including all units that have been subject to rent control under the San Francisco Residential Rent
6 Stabilization and Arbitration Ordinance but that a property owner removes permanently from the
7 rental market through condominium conversion pursuant to Administrative Code Section 37.9(a)(9),
8 demolition or alterations (including dwelling unit mergers), or permanent removal pursuant to
9 Administrative Code Section 37.9(a)(10) or removal pursuant to the Ellis Act under Administrative
10 Code Section 37.9(a)(13);

11 (H) Public housing replacement units and substantially rehabilitated units
12 through the HOPE SF and Rental Assistance Demonstration (RAD) programs, as well as other
13 substantial rehabilitation programs managed by MOHCD.

14 (4) The Housing Balance shall be expressed as a percentage, obtained by dividing the
15 cumulative total of extremely low, very low, low and moderate income affordable housing units (all
16 units 0-120% AMI) minus the lost protected units, by the total number of net new housing units within
17 the Housing Balance Period. The Housing Balance shall also provide two calculations:

18 (A) the Cumulative Housing Balance, consisting of housing units that have
19 already been constructed (and received a Temporary Certificate of Occupancy or other certificate that
20 would allow occupancy of the units) within the 10-year Housing Balance Period, plus those units that
21 have obtained a site or building permit. A separate calculation of the Cumulative Housing Balance
22 shall also be provided, which includes HOPE SF and RAD public housing replacement and
23 substantially rehabilitated units (but not including general rehabilitation / maintenance of public
24 housing or other affordable housing units) that have received Temporary Certificates of Occupancy
25

1 within the Housing Balance Period. The Housing Balance Reports will show the Cumulative Housing
2 Balance with and without public housing included in the calculation; and

3 (B) the Projected Housing Balance, which shall include any residential project
4 that has received approval from the Planning Commission or Planning Department, even if the
5 housing project has not yet obtained a site or building permit to commence construction (except any
6 entitlements that have expired and not been renewed during the Housing Balance period). Master
7 planned entitlements shall not be included in the calculation until individual building entitlements or
8 site permits are approved.

9 (d) Bi-annual Housing Balance Reports. Within 30 days of the effective date of this
10 Section 403 By June 1, 2015, the Planning Department shall calculate the Cumulative and Projected
11 Housing Balance for the most recent two quarters City-wide, by Supervisorial District, Plan Area, and
12 by neighborhood Planning Districts, as defined in the annual Housing Inventory, and publish it as an
13 easily visible and accessible page devoted to Housing Balance and Monitoring and Reporting on the
14 Planning Department's website. By August September 1st and February March 1st of each year, the
15 Planning Department shall publish and update the Housing Balance Report, and present this report at
16 an informational hearing to the Planning Commission and Board of Supervisors, as well as to any
17 relevant body with geographic purview over a plan area upon request, along with the other quarterly
18 reporting requirements of Administrative Code Chapter 10E.4. The annual report to the Board of
19 Supervisors shall be accepted by resolution of the Board, which resolution shall be introduced
20 by the Planning Department. The Housing Balance Report shall also be incorporated into the
21 Annual Planning Commission Housing Hearing and Annual Report to the Board of Supervisors
22 required in Administrative Code Chapter 10E.4.

23 (e) Annual Hearing by Board of Supervisors.

24 (1) The Board of Supervisors shall hold a public Housing Balance hearing on an annual
25 basis by April 1 of each year, to consider progress towards the City's affordable housing goals.

1 including the goal of a minimum 33% affordable housing to low and moderate income households, as
2 well as the City's General Plan Housing Element housing production goals by income category. The
3 first hearing shall occur no later than 30 days after the effective date of this ordinance, and by April 1
4 of each year thereafter.

5 (2) The hearing shall include reporting by the Planning Department, which shall present
6 the latest Housing Balance Report City-wide and by Supervisorial District and Planning District; the
7 Mayor's Office of Housing and Community Development, the Mayor's Office of Economic and
8 Workforce Development, the Rent Stabilization Board, by the Department of Building Inspection, and
9 the City Economist on strategies for achieving and maintaining a housing balance in accordance with
10 San Francisco's housing production goals. If the Cumulative Housing Balance has fallen below 33% in
11 any year, MOHCD shall determine how much funding is required to bring the City into a minimum
12 33% Housing Balance and the Mayor shall submit to the Board of Supervisors a strategy to accomplish
13 the minimum of 33% Housing Balance. City Departments shall at minimum report on the following
14 issues relevant to the annual Housing Balance hearing: MOHCD shall report on the annual and
15 projected progress by income category in accordance with the City's General Plan Housing Element
16 housing production goals, projected shortfalls and gaps in funding and site control, and progress
17 toward the City's Neighborhood Stabilization goals for acquiring and preserving the affordability of
18 existing rental units in neighborhoods with high concentrations of low and moderate income
19 households or historically high levels of evictions; the Planning Department shall report on current
20 and proposed zoning and land use policies that affect the City's General Plan Housing Element
21 housing production goals; the Mayor's Office of Economic and Workforce Development shall report on
22 current and proposed major development projects, dedicated public sites, and policies that affect the

23
24
25

1 City's General Plan Housing Element housing production goals; the Rent Board shall report on the
2 withdrawal or addition of rent-controlled units and current or proposed policies that affect these
3 numbers; the Department of Building Inspection shall report on the withdrawal or addition of
4 Residential Hotel units and current or proposed policies that affect these numbers; and the City
5 Economist shall report on annual and projected job growth by the income categories specified in the
6 City's General Plan Housing Element.

7 (3) All reports and presentation materials from the annual Housing Balance hearing
8 shall be maintained by year for public access on the Planning Department's website on its page
9 devoted to Housing Balance Monitoring and Reporting.

10
11 Section 4. Effective Date. This ordinance shall become effective 30 days after
12 enactment. Enactment occurs when the Mayor signs the ordinance, the Mayor returns the
13 ordinance unsigned or does not sign the ordinance within ten days of receiving it, or the Board
14 of Supervisors overrides the Mayor's veto of the ordinance.

15
16 APPROVED AS TO FORM:
17 DENNIS J. HERRERA, City Attorney

18 By: 
19 MARLENA BYRNE
20 Deputy City Attorney

21 n:\legals\as2015\1500306\01000068.dsc

22
23
24
25



City and County of San Francisco
**Tails
 Ordinance**

City Hall
 1 Dr. Carlton J. Goodlett Place
 San Francisco, CA 94102-4689

File Number: 150029

Date Passed: April 21, 2015

Ordinance amending the Planning Code to require the Planning Department to monitor the balance between new market rate housing and new affordable housing, and publish a bi-annual Housing Balance Report; requiring an annual hearing at the Board of Supervisors on strategies for achieving and maintaining the required housing balance in accordance with San Francisco's housing production goals; and making environmental findings, Planning Code, Section 302, findings, and findings of consistency with the General Plan, and the eight priority policies of Planning Code, Section 101.1.

April 06, 2015 Land Use and Transportation Committee - AMENDED, AN AMENDMENT OF THE WHOLE BEARING SAME TITLE

April 08, 2015 Land Use and Transportation Committee - RECOMMENDED AS AMENDED

April 14, 2015 Board of Supervisors - PASSED, ON FIRST READING

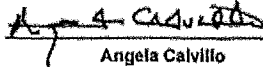
Ayes: 11 - Avalos, Breed, Campos, Christensen, Cohen, Farrell, Kim, Mar, Tang, Wiener and Yee

April 21, 2015 Board of Supervisors - FINALLY PASSED

Ayes: 11 - Avalos, Breed, Campos, Christensen, Cohen, Farrell, Kim, Mar, Tang, Wiener and Yee

File No. 150029

I hereby certify that the foregoing Ordinance was FINALLY PASSED on 4/21/2015 by the Board of Supervisors of the City and County of San Francisco.


 Angela Calvillo
 Clerk of the Board


 Mayor

4/21/2015
 Date Approved

APPENDIX B

CUMULATIVE HOUSING BALANCE REPORT No 5 TABLES BY PLANNING DISTRICTS

Table 1A
Cumulative Housing Balance Calculation, 2007 Q1 – 2016 Q4

Planning Districts	New Affordable Housing Built	Acquisitions & Rehabs and Small Sites Completed	Units Removed from Protected Status	Total Entitled Affordable Units Permitted	Total Net New Units Built	Total Entitled Permitted Units	Cumulative Housing Balance
1 Richmond	170		(569)	54	513	175	-50.1%
2 Marina	2	24	(180)	2	282	160	-34.4%
3 Northeast	191	6	(384)	12	753	271	-17.1%
4 Downtown	1,682	851	(119)	304	5,630	2,124	35.1%
5 Western Addition	621	293	(207)	142	1,809	448	37.6%
6 Buena Vista	190	5	(239)	30	899	437	-1.0%
7 Central	18		(384)	-	348	51	-91.7%
8 Mission	345	347	(540)	16	1,504	469	8.5%
9 South of Market	1,815	304	(125)	933	13,814	5,871	14.9%
10 South Bayshore	753		(76)	1	1,807	322	31.8%
11 Bernal Heights	240	8	(184)	-	73	20	68.8%
12 South Central	10		(375)	10	128	307	-81.6%
13 Ingleside	119		(179)	-	547	93	-9.4%
14 Inner Sunset	-		(189)	-	103	36	-136.0%
15 Outer Sunset	10		(432)	7	109	96	-202.4%
TOTALS	6,166	1,838	(4,182)	1,511	28,319	10,880	13.6%

Table 1B

Expanded Cumulative Housing Balance Calculation, 2007 Q1 – 2016 Q4

Planning Districts	New Affordable Housing Built	Acquisitions & Rehabs and Small Sites Completed	RAD Program & HopeSF Replacement Units	Units Removed from Protected Status	Total Entitled Affordable Units Permitted	Total Net New Units Built	Total Entitled Permitted Units	Expanded Cumulative Housing Balance
1 Richmond	170		144	(569)	54	513	175	-29.2%
2 Marina	2	24	138	(180)	2	282	160	-3.2%
3 Northeast	191	6	577	(384)	12	753	271	39.3%
4 Downtown	1,682	851	285	(119)	304	5,630	2,124	38.7%
5 Western Addition	621	293	919	(207)	142	1,809	448	78.3%
6 Buena Vista	190	5	132	(239)	30	899	437	8.8%
7 Central	18		107	(384)	-	348	51	-64.9%
8 Mission	345	347	91	(540)	16	1,504	469	13.1%
9 South of Market	1,815	304	276	(125)	933	13,814	5,871	16.3%
10 South Bayshore	753		436	(76)	1	1,807	322	52.3%
11 Bernal Heights	240	8	268	(184)	-	73	20	357.0%
12 South Central	10		-	(375)	10	128	307	-81.6%
13 Ingleside	119		-	(179)	-	547	93	-9.4%
14 Inner Sunset	-		110	(189)	-	103	36	-56.8%
15 Outer Sunset	10		-	(432)	7	109	96	-202.4%
TOTALS	6,166	1,838	3,483	(4,182)	1,511	28,319	10,880	22.5%

Table 2
Projected Housing Balance Calculation, 2016 Q4

BoS District	Very Low Income	Low Income	Moderate	TBD	Total Affordable Units	Net New Units	Total Affordable Units as % of Net New Units
1 Richmond	-	-	-	-	-	19	0.0%
2 Marina	-	-	-	-	-	20	0.0%
3 Northeast	-	-	8	-	8	143	5.6%
4 Downtown	-	-	96	-	96	2,024	4.7%
5 Western Addition	-	65	11	3	79	133	59.4%
6 Buena Vista	-	-	20	-	20	172	11.6%
7 Central	-	-	-	-	-	48	0.0%
8 Mission	-	5	8	18	31	1,304	2.4%
9 South of Market	-	154	13	34	201	3,173	6.3%
10 South Bayshore	-	141	-	168	309	3,032	10.2%
11 Bernal Heights	-	-	-	-	-	4	0.0%
12 South Central	-	-	-	1	1	916	0.1%
13 Ingleside	-	915	-	284	1,199	1,021	117.4%
14 Inner Sunset	-	-	-	-	-	36	0.0%
15 Outer Sunset	-	-	-	-	-	14	0.0%
TOTALS	-	1,280	156	508	1,944	12,059	16.1%

Table 3
New Housing Production by Affordability, 2007 Q1 – 2016 Q4

Planning Districts	Very Low	Low	Moderate	Middle Income	Total Affordable Units	Total Net Units	Affordable Units as % of Total Net Units
1 Richmond	170	-	-	-	170	513	33.1%
2 Marina	-	-	-	-	-	282	0.0%
3 Northeast	161	2	28	-	191	753	25.4%
4 Downtown	1,048	338	273	23	1,682	5,630	29.9%
5 Western Addition	367	174	80	-	621	1,809	34.3%
6 Buena Vista	72	64	54	-	190	899	21.1%
7 Central	-	18	-	-	18	348	5.2%
8 Mission	214	62	69	-	345	1,504	22.9%
9 South of Market	724	628	463	-	1,815	13,814	13.1%
10 South Bayshore	298	300	155	-	753	1,807	41.7%
11 Bernal Heights	240	-	-	-	240	73	328.8%
12 South Central	-	10	-	-	10	128	7.8%
13 Ingleside	70	32	17	-	119	547	21.8%
14 Inner Sunset	-	-	-	-	-	103	0.0%
15 Outer Sunset	-	-	10	-	10	109	9.2%
TOTALS	3,364	1,628	1,149	23	6,164	28,319	21.8%

Table 4a
Acquisitions and Rehabilitation of
Affordable Housing, 2007 Q1 – 2016 Q4

Planning District	No. of Buildings	No. of Units
2 Marina	1	24
4 Downtown	6	826
5 Western Addition	2	290
8 Mission	2	319
9 South of Market	7	301
TOTALS	18	1,760

Table 4b
Small Sites Program Acquisitions – 2015 - 2016

Planning District	No. of Buildings	No. of Units
3 Northeast	1	6
4 Downtown	2	25
5 Western Addition	1	3
6 Buena Vista	1	5
8 Mission	5	28
9 South of Market	1	3
11 Bernal Heights	2	8
TOTALS	13	78

Table 5
RAD Affordable Units

Planning District	No of Buildings	No of Units
1 Richmond	2	144
2 Marina	2	138
3 Northeast	4	577
4 Downtown	3	285
5 Western Addition	8	919
6 Buena Vista	2	132
7 Central	1	107
8 Mission	1	91
9 South of Market	1	276
10 South Bayshore	2	436
11 Bernal Heights	2	268
12 South Central	-	-
13 Ingleside	-	-
14 Inner Sunset	1	110
15 Outer Sunset	-	-
TOTALS	29	3,483

Table 6
Units Removed from Protected Status, 2007 Q1 – 2016 Q4

Planning District	Condo Conversion	Demolition	Ellis Out	Owner Move-In	Total Units Permanently Lost
1 Richmond	4	31	193	341	569
2 Marina	11	5	35	129	180
3 Northeast	11	11	232	130	384
4 Downtown	-	68	47	4	119
5 Western Addition	7	10	63	127	207
6 Buena Vista	4	11	94	130	239
7 Central	17	23	132	212	384
8 Mission	2	33	258	247	540
9 South of Market	3	20	35	67	125
10 South Bayshore	-	13	8	55	76
11 Bernal Heights	4	28	45	107	184
12 South Central	-	83	39	253	375
13 Ingleside	-	40	21	118	179
14 Inner Sunset	6	15	54	114	189
15 Outer Sunset	-	87	72	273	432
Totals	69	478	1,328	2,307	4,182

Table 7
Entitled and Permitted Units, 2017 Q4

Planning District	Very Low Income	Low Income	Moderate	TBD	Total Affordable Units	Net New Units	Total Affordable Units as % of Net New Units
1 Richmond	-	50	4	-	54	175	30.9%
2 Marina	-	-	2	-	2	160	1.3%
3 Northeast	-	12	-	-	12	271	4.4%
4 Downtown	83	207	14	-	304	2,124	14.3%
5 Western Addition	108	-	34	-	142	448	31.7%
6 Buena Vista	-	10	13	7	30	437	6.9%
7 Central	-	-	-	-	-	51	0.0%
8 Mission	-	12	4	-	16	469	3.4%
9 South of Market	152	521	260	-	933	5,871	15.9%
10 South Bayshore	-	-	-	1	1	322	0.3%
11 Bernal Heights	-	-	-	-	-	20	0.0%
12 South Central	-	-	10	-	10	307	3.3%
13 Ingleside	-	-	-	-	-	93	0.0%
14 Inner Sunset	-	-	-	-	-	36	0.0%
15 Outer Sunset	-	-	7	-	7	96	7.3%
TOTALS	343	812	348	8	1,511	10,880	13.9%

From: Thompson, Pamela (OCC)
Sent: Tuesday, May 16, 2017 3:32 PM
To: Board of Supervisors, (BOS)
Subject: DPA's 2016 Third Quarter Statistical Report
Attachments: OCC_3Q16.pdf; Clerk of Board Cover letter.doc

Attached is the Third Quarter Statistical Report from the Department of Police Accountability. A hard copy will be placed in the mail. Please inform if additional hard copy are needed.

Thanks,

Pamela Thompson
Executive Secretary
Department of Police Accountability
City and County of San Francisco
25 Van Ness Avenue, Suite 700
San Francisco, CA 94102
415-241-7721

DEPARTMENT OF POLICE ACCOUNTABILITY

CITY AND COUNTY OF SAN FRANCISCO



May 16, 2017

Joyce M. Hicks
Executive Director

Angela Calvillo
Clerk of the Board
1 Dr. Carlton B. Goodlett Place
City Hall, Room 244
San Francisco, CA 94102

Dear Ms. Calvillo,

Along with this cover, please find the Department of Police Accountabilities 2016 Third Quarter Comprehensive Statistical Report. A hardcopy as well as an electronic copy is being provided.

Sincerely,

A handwritten signature in black ink, appearing to read "P. Thompson", written over a horizontal line.

Pamela Thompson
Executive Assistant

/pt

RECEIVED
BOARD OF SUPERVISORS
SAN FRANCISCO
2017 MAY 19 AM 9:20
BY A handwritten signature in black ink, appearing to be a stylized "B" or similar, written over a horizontal line.



THE OFFICE OF CITIZEN
COMPLAINTS
QUARTERLY REPORTS
Third Quarter 2016

Included In This Document

Comprehensive Statistical Report
Comparative Overview of Caseload
How Complaints Were Received
Complaints and Allegations by Unit
Findings In Allegations Closed
Sustained Allegations
Policy Recommendations
Days to Close – All Cases Closed
Days to Close – Sustained Cases
Investigative Hearings and Mediations
Status of OCC Cases – Year 2012
Status of OCC Cases – Year 2013
Caseloads by Investigator
Case Closures by Investigator
Weighted Closures by Investigator
Presented by: Joyce M. Hicks, Executive Director
Compiled by: Joyce M. Hicks, Chris Wisniewski,
Erick Baltazar, Samara Marion, Linda Taylor,
Donna Salazar, and Pamela Thompson

BY  10/11/16 10:21 AM

RECEIVED
BOARD OF SUPERVISORS
SAN FRANCISCO

OFFICE OF CITIZEN COMPLAINTS

CITY AND COUNTY OF SAN FRANCISCO



Joyce M. Hicks
Executive Director

May 3, 2017

To: The Honorable Edwin Lee, Mayor
The Honorable London Breed, President, San Francisco Board of Supervisors
Members, the San Francisco Board of Supervisors
President L. Julius Turman and Members, the San Francisco Police
Commission
San Francisco Police Chief William Scott

Re: Office of Citizen Complaints 2016 Third Quarter Statistical Report

I. INTRODUCTION

A. Statistics

Attached is the Office of Citizen Complaints'¹ statistical report for the 2016 third quarter. The OCC received an adjusted total of 144 complaints of police misconduct or failure to take action and closed 131 complaints this third quarter. It sustained allegations of misconduct or failure to take action in 12 complaints against San Francisco Police officers, which is a 9% sustained rate. The OCC mediated 12 cases, which is also a nine percent (9%) mediation rate.

II. ORGANIZATIONAL AND BUDGET MATTERS

A. Staffing

By the close of this period, 14 permanent line investigators (8124) staffed the OCC, but only 12 of them had full caseloads during this quarter. One permanent line investigator, who had two officer-involved shooting cases, did not have a full caseload at the close of the third quarter. Another permanent line investigator had been recently hired and therefore did not have a full caseload at the close of the third quarter.

The OCC's budget provided for 22 line investigators, five senior investigators, and a deputy director/chief of investigations. Eighteen employees staffed the 28

¹ The Office of Citizen Complaints was renamed the Department of Police Accountability pursuant to an amendment of the City and County of San Francisco Charter in 2016.

investigator positions. Four (4) of the 22 line investigator positions and one (1) Senior Investigator position were added to the OCC's budget on July 1, 2016 but could not be filled until the fourth quarter. Since two (2) line investigator positions were left vacant to satisfy the City and County of San Francisco's attrition requirements, this left eight (8) line investigator vacancies. Three (3) line investigators, Steve Ball, Sherry Fletcher and Sara Mauder, were promoted to Senior Investigator on July 1, 2016, creating three (3) of the eight (8) line investigator vacancies. Carlos Villarreal, who was recruited and hired as an 8124 investigator during the second quarter, began his employment on August 1, 2016. Mr. Villarreal was hired to fill the vacancy created when an 8124 investigator resigned in May.

Interviews for four (4) line investigator positions, one (1) senior account clerk position and one (1) information systems business analyst position were conducted in September. During the third quarter, the OCC met with the City's Real Estate Division to develop plans for housing the OCC's significantly increased staffing. Phase One, which would house four (4) investigators, was scheduled to be completed in the fourth quarter of 2016. Phase Two, which would house two investigators, and Phase Three which would house support staff, were scheduled to be completed in the first quarter 2017.

During the entire third quarter, in addition to her own assignments which included personnel and budget work, Pamela Thompson, the executive assistant to the director, performed the work of the 1632 Senior Account Clerk who took an unplanned retirement on June 30, 2016. The executive assistant's assignments were reprioritized so the office would meet payroll and timely bill paying.

Aaron Zisser, the temporary 8177 attorney who was hired during the second quarter to assess processes at the DPA, interviewed OCC investigators about their areas of responsibilities. During the third quarter, the OCC's clerical unit remained understaffed due to a clerk typist who had been on leave since 2014.

B. Technology

During the third quarter, Information Systems Business Analyst, Chris Wisniewski, (hereinafter "IS Analyst") and the Executive Director interviewed candidates for the Information Systems Business Analyst Assistant position.

Attending further training on Office 365 administration, the IS Business Analyst also set up phones, various accounts and oriented new staff on OCC systems. Additionally he took delivery of new multi-function printing and scanning devices integrating them into the existing environment.

He continued coordination with the Mayor's Office, GSA, COIT and vendors regarding purchases to address OCC's growth and future needs. He also prepared special reports for the Feminist Majority Foundation regarding Use of Force and, as always, assisted investigators and other staff with technical aspects of their work.

C. Training

During the third quarter, the OCC Director and OCC staff members, including its newest investigators, attended the National Association for Civilian Oversight of Law Enforcement Annual Training Conference in Albuquerque New Mexico. In the third quarter, John Alden provided the investigators with three training sessions, each of which was approximately two hours long. The training sessions were titled:

- a. The Government Code section 3304 Time Limit and Related Time Limits in the San Francisco Police Discipline Process;
- b. Consensual Encounters, Detentions, and Pat Searches;
- c. Arrests and Search Incident to Arrest.

D. Budget

The budget for fiscal year 2016/17 was adopted by the Board of Supervisors on July 26, 2016 and signed by Mayor Edwin Lee on August 1, 2016. The OCC's approved budget for FY 2016/17 is \$7,770,373. The budget was enhanced by \$1,744,993 consistent with the Board of Supervisors Budget and Finance Committee's recommendation. The enhancement increased the OCC's professional services and equipment account by \$276,158, allowing for transcription services and the purchase of a vehicle for on call Officer Involved shootings and field work by line investigators. The remaining enhanced amount provided for hiring four (4) additional 8124 Investigators and one 8126 Senior Investigator to be filled no sooner than pay period seven, October 4, 2016.

III. INVESTIGATION OF CASES

A. Case Inventory

By the end of the 2016 third quarter, the OCC opened 152 new cases with an adjusted total of 144 opened cases², and closed 138 cases. During this period, the OCC closed 21 less cases than its unadjusted opened cases. The OCC closed the quarter with 418 pending cases, which are 22 more pending cases than the close of the second quarter in 2016. By the end of the 2016 third quarter, there were 316 pending cases from 2016, 91 pending cases from 2015, seven (7) pending from 2014, two (2) pending cases from 2013 and two (2) pending cases from 2011.

² The OCC adjusts its total of opened cases when it merges one case with another, voids a case due to clerical or other error or a complainant withdraws a case.

B. Caseloads and Disposition of Cases

With only 12 investigators assigned full caseloads by the close of the third quarter of 2016 and only 13 investigators assigned full caseloads by the close of the third quarter of 2015, caseloads were higher than best practices both years.³ In the third quarter of 2015, the caseloads were 28 cases per investigator. In the third quarter of 2016, the caseloads were 29 caseloads per investigator. What is remarkable for 2016 is that by the close of the third quarter, investigators managed to continue to sustain complaints exceeding those in 2015 despite their staggering caseloads. What continued to suffer in the third quarter of 2016 was timeliness of case closures. Comparing the third quarter of 2015 to the third quarter of 2016, the average number of days to close cases increased from 177 days to 249 days. The OCC's goal is to conclude its investigations within 270 days.

During the third quarter of 2016, OCC investigators closed 131 cases with 45% of them closing within 270 days. Thirty-two (32) cases, only one (1) of which had a sustainable allegation, took more than a year to close. The one (1) sustained case which took more than one year closed timely because it was tolled due to the officer's unavailability. This differs by twenty-seven (27) percentage points from the third quarter of 2015 where the OCC closed 40 more cases, with 73% of them closing within 270 days.

C. Sustained Cases

The number of sustained cases in the third quarter of 2016, 12, a nine percent (9%) sustained rate, combined with the number of sustained cases in the first and second quarters, 17 and 14, respectively, resulted in a 10% sustained rate for the first nine months of 2016.

The ongoing impediments to prompt completion of sustained cases are attributable to at least three factors: 1) Larger than best practices caseloads for investigators resulting in longer times to complete investigations due to investigator vacancies, 2) Several high profile and complex investigations, and 3) Increased policy work for the policy analyst attorneys who also serve as advice attorneys on sustained cases and sustainability reviews.

During the third quarter of 2016, there were sustained allegations of neglect of duty in 11 of the sustained complaints. Three (3) of the neglect of duty sustained allegations were for failure to issue a certificate of release. In one case, the failure to issue a certificate of release resulted from officers having their weapons drawn when the officers entered the complainants' residence for a well-being check. The OCC

³ In its January 27, 2007, audit report on the OCC, the Controller's CSA division found that 16 cases per investigator was a best practices caseload for civilian oversight investigators

made a proper conduct finding on the entry. Acting Chief Chaplin concluded the officers' conduct was proper for the entire event. The second case involved failure to issue a certificate of release after handcuffing. Acting Chief Chaplin did not take action on this case during the third quarter. The third case involved the failure to issue a certificate of release after the prolonged detention of the complainant and witnesses. Acting Chief Chaplin did not take action on this case during the third quarter. In both the second and third cases, the OCC recommended Commission level discipline on other allegation.

Nine (9) of the 12 sustained complaints had at least one (1) sustained allegation that was identified by the complainant. In the three (3) cases which resulted in only an added allegation sustained, due to the state mandated peace officer privacy protections, the complainant was not advised of the finding on the added allegation.⁴ In the remaining 13 cases, the complainants were notified that the complained of officer(s) had been found to be in violation of SFPD policies but the complainants were not notified the nature of the officer's discipline or other corrective action, again due to state mandated peace officer privacy protections.

Additional sustained allegations included unwarranted action and conduct reflecting discredit. (Appendix A, pp. 10-17.)

D. Chief of Police's Adjudication of OCC Sustained Cases

When the OCC Director forwards a sustained case to the Chief of Police, she can recommend that the Chief of Police file charges with the Police Commission. After meeting and conferring with the Police Chief, if the Police Chief declines her request, the OCC Director can file charges on her own with the Police Commission.

Alternatively, the OCC Director can determine that a case warrants ten days or less of suspension. The Police Chief determines the level of discipline in OCC cases that the OCC Director determines would warrant no more than ten days of suspension and are adjudicated by the Chief of Police. The Chief of Police determines whether or not to sustain the OCC's findings and what discipline to impose. The OCC Director recommends discipline to the Chief of Police but the Chief of Police determines whether in his opinion the sustained allegations are merited, and if so, what level of discipline or corrective action he will impose. While police officers may appeal the Chief's discipline to the Police Commission, neither the Charter section 4.127 nor the Administrative Code provide for the OCC Director to appeal the Chief's decision.

⁴ In three (3) cases there were combinations of complainants' and added allegations. The complainants were only notified of the sustained findings in the allegations identified by them (complainant's allegations) and not the allegations identified by the OCC (added allegations).

During the third quarter, the Chief of Police proposed discipline in 12 OCC sustained cases as follows:⁵

In July 2016, Acting Chief of Police Toney Chaplin proposed discipline in three (3) cases investigated by the OCC and determined by the OCC Director to have sustainable allegations. The OCC's findings and recommended discipline and the Chief's proposed discipline were as follows:

1. An officer failed to facilitate a private person's arrest in violation of DGO 5.04; failed to process an Emergency Protective Order in violation of DGO 6.09 and Department Bulletin No. 14-181; and failed to write a complete and accurate incident report, including failing to classify the incident as "Elder Abuse" and the officer failed to refer the matter to the Special Victims Unit. (Complainant's Allegations) A sergeant failed to supervise by approving the incident report. (OCC Added Allegation)

The OCC Director recommended a written reprimand and retraining for the sergeant who had no previous history of discipline but the OCC recommended a one-day suspension and retraining for the officer because the officer committed multiple violations in this incident. Of greatest concern was the officer's failure to recognize a battery against an elder, instead, classifying it as a dispute between neighbors.

In concurrence with the OCC Director the Chief of Police imposed a written reprimand and retraining for the sergeant. However, the Chief of Police also imposed a written reprimand and retraining for the officer.

According to the Police Commission Disciplinary Penalty and Referral Guidelines, the penalty for Class D neglect of duty misconduct is a written reprimand for a first offense.

2. In violation of DGO 5.03, Certificate of Release, two officers failed to issue the two complainants certificates of release after entering the complainants' home through an open bathroom window to conduct a well-being check. The complainants' neighbor reported seeing flashes of light and hearing loud bangs like the sound of gunshots. The officers had their guns drawn when they contacted the complainants and the officers said they re-holstered them when they determined that the complainants had no weapons, did not appear to be injured, and had no drugs. While the complainants were not handcuffed, the

⁵ Cases adjudicated by the Chief of Police during this third quarter are not necessarily cases that were sustained by the OCC during this third quarter.

threat of lethal force represented a greater restraint to the complainants than handcuffing which requires the issuance of a certificate of release. DGO 5.03 provides that, if there is doubt, a certificate of release should be issued. Finally, while an incident report was prepared, it does not provide the name of one of the co-complainants, the complainant's wife.

The OCC Director recommended a written reprimand for one officer. The OCC recommended a one-day suspension for the other officer because the officer had received admonishments for neglect of duty in two previous incidents.

The OCC Director met and conferred with the Chief of Police and he determined the officers' conduct was proper conduct because he determined that DGO 5.03 did not apply.

According to the Police Commission Disciplinary Penalty and Referral Guidelines, the penalty for Class D misconduct is a written reprimand for a first offense.

3. In violation of DGO 5.04, Arrests by Private Persons, an officer failed to prepare an incident report documenting that the complainant had requested a private person's arrest.

The OCC Director recommended a written reprimand.

In concurrence with the OCC Director, the Chief of Police imposed a written reprimand and retraining on the officer.

According to the Police Commission Disciplinary Penalty and Referral Guidelines, the penalty for Class D misconduct is a written reprimand for a first offense.

In August 2016, Acting Chief of Police Toney Chaplin proposed discipline in five cases investigated by the OCC and determined by the OCC Director to have sustainable allegations. The OCC's findings and recommended discipline and the Chief's proposed discipline are as follows:

1. In violation of DGO 5.20, the officer failed to include in the incident report the involvement of LEP persons and failed to document in the incident report the officer's provision of translation services.

The OCC Director recommended a written reprimand.

In concurrence with the OCC Director, the Chief of Police imposed an admonishment and retraining on the officer.

According to the Police Commission Disciplinary Penalty and Referral Guidelines, the penalty for Class D misconduct is a written reprimand for a first offense.

2. In violation DGO 9.02, Vehicle Accidents, the officer failed to include the name of a passenger in the traffic collision report.

The OCC Director recommended a three-day suspension because this was the officer's second neglect of duty offense. According to Internal Affairs Division, the officer was admonished and retrained in 2014 for losing Department property.

For the current matter, the Chief of Police imposed an admonishment and retraining.

According to the Police Commission Disciplinary Penalty and Referral Guidelines, the penalty is three days suspension for a second offense.

3. In violation of Department General Order 6.09, the officer failed to adequately investigate a domestic violence case.

The OCC Director recommended a one-day suspension. According to Internal Affairs Division, the officer was previously admonished for failure to issue a certificate of release.

In concurrence with the OCC Director, the Chief of Police imposed a one-day suspension and retraining for the officer.

According to the Police Commission Disciplinary Penalty and Referral Guidelines, the penalty for Class D neglect of duty misconduct is a three-day suspension for a second offense.

4. In violation of DGO 2.01 and the Report Writing Manual, an officer wrote an inaccurate and incomplete traffic collision report.

The OCC Director recommended a one-day suspension because the officer had received a written reprimand in 2015 for failing to submit a traffic

collision report at the end of the officer's shift and did not do so until two weeks later.

The Chief of Police imposed an admonishment and retraining on the officer.

According to the Police Commission Disciplinary Penalty and Referral Guidelines, the penalty for Class D neglect of duty misconduct is a three-day suspension for a second offense.

5. In violation of DGO 2.01 and the Report Writing Manual, an officer wrote an inaccurate citation.

The OCC Director recommended a written reprimand.

The Chief of Police imposed an admonishment and retraining on the officer.

According to the Police Commission Disciplinary Penalty and Referral Guidelines, the penalty for Class D neglect of duty misconduct is a written reprimand for a first offense.

In September 2016, Acting Chief of Police Toney Chaplin proposed discipline in four cases investigated by the OCC and determined by the OCC Director to have sustainable allegations. The OCC's findings and recommended discipline and the Chief's proposed discipline are as follows:

1. In violation of DGO 5.08, Non-Uniformed Officers, and DGO 9.01, Traffic Enforcement, a plainclothes officer issued the complainant, who was double-parked, a citation for impeding the flow of traffic and for failing to provide proof of insurance. Since the complainant's violations did not create an exigency, the plainclothes officer should have instead called for a marked backup unit to cite the complainant.

The OCC Director recommended a written reprimand and retraining.

The Chief of Police imposed an admonishment and retraining.

According to the Police Commission Disciplinary Penalty and Referral Guidelines, the penalty for Class D misconduct is a written reprimand for a first offense.

2. In violation DGO 5.03, Investigative Detentions, a sergeant failed to issue the complainant a certificate of release after the complainant was handcuffed and then released.

The OCC Director recommended a written reprimand.

The Chief of Police imposed an admonishment and retraining.

According to the Police Commission Disciplinary Penalty and Referral Guidelines, the penalty for Class D neglect of duty misconduct is a written reprimand for a first offense.

3. In violation of Department General Order 5.04, Arrests by Private Persons, the officer failed to prepare an incident report after the complainant requested a private person's arrest.

The OCC Director recommended a written reprimand.

In concurrence with the OCC Director, the Chief of Police imposed a written reprimand and retraining.

According to the Police Commission Disciplinary Penalty and Referral Guidelines, the penalty for Class D neglect of duty misconduct is a written reprimand for a first offense.

4. In violation of DGO 2.01, an officer wrote an inaccurate traffic citation and an inaccurate traffic collision report by citing an incorrect vehicle code section.

The OCC Director recommended a written reprimand.

The Chief of Police determined the violation was a training failure.

According to the Police Commission Disciplinary Penalty and Referral Guidelines, the penalty for Class D neglect of duty misconduct is a written reprimand for a first offense.

IV. THIRD QUARTER COMPLAINTS OF NOTE

A. Resident of Elder-Care Home with Alzheimer's Disease

The OCC received a complaint regarding a 72-year-old disabled woman who was placed on a "5150" involuntary psychiatric evaluation after San Francisco

police officers responded to a physical altercation between two residents of an elder-care home.

B. Officer-Involved Shootings

Four (4) officer-involved shooting complaints remained open at the end of the third quarter 2016.

C. SFPD Department General Order 5.15, Enforcement of Immigration Laws

The OCC continued to investigate a complaint regarding a Limited English Proficient man who was taken into custody by two Immigration and Customs Enforcement (ICE) agents outside a police station immediately after being released by SFPD.

D. Destruction of Homeless Encampment at 18th and Shotwell Streets

The OCC continued to investigate a complaint regarding the destruction of homeless encampment at 18th and Shotwell Streets. The complainant alleged that the San Francisco Police Department targeted members of the homeless encampment to intimidate those who witnessed the shooting of Luis Gongora.

E. Facebook Posting by a Subject Officer in the Alex Nieto Officer Involved Shooting

The OCC continued to investigate a complaint regarding one of the officers who shot and killed Alex Nieto. After a federal jury found that the officers did not use excessive force when they shot and killed Alex Nieto in 2014, one of the officers involved in the shooting allegedly posted a comment of his Facebook stating, "Smiling. Ugh how about burning down his house and tazing his friend who pressed charges."

F. SFPD's Detention of a Disabled Man With Prosthetic Leg

The OCC continued to investigate complaints regarding SFPD's detention of a man with prosthetic leg. An 11-minute video of the incident was posted on numerous websites.

G. Single Room Occupancy Hotels

The OCC continued to investigate two complaints filed in 2011 involving multiple officers regarding unlawful entries and searches of single room occupancy (SRO) hotel rooms. Other allegations in these complaints include unlawful search of persons, unlawful detentions and arrests, failure to properly process property including laptops and cameras, failure to investigate, failure to supervise and inappropriate behavior.

H. **San Francisco Woman Shot and Killed by Her Ex-boyfriend**

The OCC continued to investigate a complaint regarding a San Francisco woman who was shot and killed by her ex-boyfriend before he fatally turned the gun on himself. The woman was shot in her home where there were a series of calls for help involving the same address.

I. **Racist and Homophobic Text Messages By Members of the San Francisco Police Department**

The OCC continued to investigate a complaint regarding racist and homophobic text messages by members of the San Francisco Police Department.

V. **STATUS OF CURRENT OCC CASES – THE ‘KEANE’ REPORT**

By the end of the 2016 second quarter, staff had completed intake on all of its 2015 cases and had closed 86% of them, leaving 14% of the 2015 cases pending. At the end of the 2015 third quarter, staff had also completed intake on all of its 2014 cases and had closed 95% of them, leaving five percent (5%) of the 2014 cases pending.

VI. **LEGAL UNIT**

Five attorneys staff the OCC’s Legal Unit under the supervision of Executive Director Joyce M. Hicks. Attorneys John Alden, Ines Vargas Fraenkel and R. Manuel Fortes are the three OCC trial attorneys but they also conduct sustainability reviews and review sustained reports for form and legality, prepare legal opinions and manage records requests including subpoenas, Pitchess motions and Sunshine Ordinance and Public Records Act requests. Additionally, attorney John Alden, who began his tenure toward the end of the second quarter, provides training to the investigators and provides policy analysis. Attorney Samara Marion conducts the OCC’s policy work, conducts sustainability review, reviews sustained reports for form and legality, prepares legal opinions, and conducts investigator training. The OCC’s policy work is outlined in section VII. Attorney Donna Salazar staffs the OCC’s mediation and outreach programs and her work is outlined in sections VIII and IX of this report.

During the third quarter, the Legal Unit reviewed, revised, and submitted six (6) sustained reports for approval by the OCC Director, each of which involved one or more sustained allegations against one or more officers. Additionally, Deputy Director Erick Baltazar reviewed, revised and submitted six (6) sustained reports for approval by the OCC Executive Director.

The OCC's trial attorneys prosecute police misconduct cases in matters investigated and determined by the OCC to be misconduct or failure to perform a required action. They present cases to the Police Chief when officers object to proposed discipline of up to ten days suspension. They present cases before the Police Commission when the proposed discipline is greater than ten days suspension up through termination.

During the third quarter, Attorney Fortes defended one case on appeal involving one (1) officer at the Chief's Hearing level as follows:

Facts:

In responding to a traffic collision, an officer prepared an incomplete and inaccurate collision report.

Allegation:

1) ND for violation of DGOs 2.01 and 9.01.

Discipline Imposed:

The officer received a disciplinary reprimand and order for retraining which was upheld after the Chief's Hearing.

VII. POLICY ANALYSIS

Policy work is an essential aspect of the Office of Citizen Complaint's mission. The San Francisco City Charter requires the OCC to present quarterly recommendations concerning SFPD's policies or practices that enhance police-community relations while ensuring effective police services. The agency's policy work also informs the training recommendations it makes to SFPD. (Appendix A, pp. 18-19.)

Policy attorney Samara Marion leads the OCC's policy work. During the third Quarter 2016, the OCC's policy work focused on Use of Force reforms, a draft Crisis Intervention Team (CIT) Department General Order and a proposed Domestic Violence Department Bulletin.

Throughout the third quarter, Samara Marion participated as a subject matter expert during the meet and confer process on the Use of Force policy (Department General Order 5.01) with the San Francisco Police Officers' Association and the Department of Human Resources.

Ms. Marion also worked closely with SFPD and the Mental Health Working Group to finalize the Crisis Intervention Team (CIT) Department General Order for presentation to the Police Commission—a project the OCC spearheaded since July 2015.

Lastly, the OCC continued its language access policy work by meeting monthly with a Language Access Working Group comprised of domestic violence and sexual assault service providers, language access advocates, Police Commissioner Sonia Melara, the Police Department and other City agencies. These monthly meetings are a practice the OCC initiated in 2012 to enhance language access services. Throughout the third quarter, the OCC collaborated with the Language Access Working Group, the Police Department's Special Victims' Unit, the District Attorney's Office, the Department on the Status of Women, and the Adult Probation Department to draft a comprehensive Department Bulletin that addresses the key steps for successful domestic violence investigations. SFPD is currently reviewing this proposed Department Bulletin.

VIII. MEDIATION

In the third quarter of 2016, the OCC has completed twelve mediations, the same number mediated during the third quarter last year. At the end of the third quarter 2016, the OCC had mediated forty cases compared to forty-one by the end of the third quarter 2015.

During the third quarter of 2016, a total of 24 officers were considered for mediation. Thirteen of those officers or 54% were ineligible. Of the officers who were offered mediation, one officer declined as compared to none during the same period in 2015. Of the 24 citizens offered mediation, nine (9) or 38% agreed to mediate.

During the third quarter of 2016, the Mediation Coordinator was contacted by a representative of the Los Angeles City Attorney's Office regarding the OCC's continuing relationship with the staff of the mediation program in Los Angeles. The Executive Director of the Richmond California Office of Professional Responsibility also contacted the Mediation Coordinator regarding establishing a mediation program in that department. In August, the Coordinator offered an orientation for seventeen new mediators enlarging the pool of volunteers who generously provide their services.

The Mediation Program continues to provide a forum for officers and civilians to have a frank discussion regarding the complaint, as well as serves as an educational experience for all participants.

IX. OUTREACH

During the third quarter of 2016, the OCC engaged in the following activities:

Deputy Director Baltazar gave presentations to one class of recruits and a group of cadets at the Police Academy. Ms. Marion offered a presentation to the Mayor's Disability Council regarding the implementation of the Crisis Intervention Team DGO.

OCC representatives staffed a record number of tables at the National Night Out festivities in the Western Addition, Mission, Southern, Central, Richmond and Park Station Districts. A total of five (5) investigators, David Aulet, Brent Begin, Ellen Dolese, Susan Gray, and Jayson Wechter, as well as senior investigator Sara Maunder and staff attorneys John Alden and Donna Salazar participated in the event.

During this quarter, OCC staffed information booths at Back-to-School events in the Bayview and Western Addition.

Staff Attorney Manny Fortes made a presentation regarding the functions of the OCC to a meeting of the Marin County Bar Association.

Additionally, Director Hicks and Attorney Fortes continued serving as members of the Bar Association of San Francisco Criminal Justice Task Force.

In September, the Mediation and Outreach Coordinator Salazar was contacted by a representative of the NYPD Inspector General's Office regarding the OCC Outreach Strategic Plan and activities. She also met with representatives of Restorative Resources, a Sonoma County Alternative Dispute Resolution Agency, regarding citizen/police mediation programs.

The Director, Deputy Director, and OCC staff, including investigators and attorneys, attended the National Association for Civilian Oversight of Law Enforcement annual training conference in September. At the conference, Investigator Jayson Wechter moderated panels that he had proposed for inclusion on the training schedule. The NACOLE annual training conference was attended by nearly 500 civilian oversight practitioners, community members, board and commission members, law enforcement members, and students. As always, Executive Director Joyce M. Hicks represented the OCC at meetings of the Police Commission and in many other public forums.


The OCC continues to be a resource for oversight agencies statewide and nationally. Agencies frequently consult with OCC regarding its unique model of civilian oversight, its police/citizen mediation program, its policy work regarding

juveniles, language access, children of arrested parents and most recently, domestic violence.

X. CONCLUSION

Despite hiring delays, the OCC remained committed to its mission to investigate civilian complaints of police misconduct or failure to perform a duty promptly, fairly, and impartially. During this quarter, the OCC continued to focus its community outreach efforts and policy work on addressing the concerns of the public for greater transparency.

Respectfully submitted,



Joyce M. Hicks
Executive Director
Office of Citizen Complaints

JMH:pt

**COMPREHENSIVE STATISTICAL REPORT
THIRD QUARTER 2016**

	1ST	2ND	JUL	AUG	SEP	4TH	YTD
CASES OPENED							
Cases Opened	153	158	47	56	49	--	463
Merged/Voided	10	4	2	2	4	--	22
ADJUSTED TOTAL	143	154	45	54	45	--	441
CASES CLOSED, BY YEAR CASE WAS FILED							
2014	7	0	0	0	0	--	7
2015	113	81	23	41	15	--	273
2016	38	57	15	27	10	--	147
TOTAL	158	138	38	68	25	--	427
CASES PENDING, BY YEAR CASE WAS FILED							
2011	2	2	2	2	2	--	2
2013	2	2	2	2	2	--	2
2014	7	7	7	7	7	--	7
2015	251	170	147	106	91		91
2016	115	216	248	277	316	--	316
TOTAL	377	397	406	394	418	--	418
CASES OUTSIDE OCC JURISDICTION							
	27	27	4	14	1	--	73
CASES SUSTAINED							
	17	14	1	7	4	--	43

**COMPARATIVE OVERVIEW OF CASELOAD
THIRD QUARTER 2014 - THIRD QUARTER 2016**

	2016	2015	2014
CASES OPENED			
1st Quarter	153	180	190
2nd Quarter	158	169	159
July	47	56	74
August	56	64	67
September	49	55	67
4th Quarter	--	--	--
YTD TOTAL	463	524	557
CASES CLOSED			
1st Quarter	158	159	168
2nd Quarter	138	162	171
July	38	68	73
August	68	54	53
September	25	49	60
4th Quarter	--	--	--
YTD TOTAL	427	492	525
CASES PENDING			
January	386	355	330
February	388	352	318
March	377	355	335
April	373	356	335
May	385	363	341
June	397	361	323
July	406	350	324
August	394	360	338
September	418	366	345
October	--	--	--
November	--	--	--
December	--	--	--
CASES SUSTAINED			
1st Quarter	17	8	8
2nd Quarter	14	19	16
July	1	0	7
August	7	4	4
September	4	4	4
4th Quarter	--	--	--
YTD TOTAL	43	35	39

**HOW COMPLAINTS WERE RECEIVED
THIRD QUARTER 2016**

MONTH	IN PERSON	LETTER	MAIL	ONLINE	OTHER	PHONE	SFPD	TOTALS
January	12	4	4	11	0	11	2	44
February	14	4	10	12	0	17	3	60
March	8	2	10	8	0	17	4	49
1ST QUARTER	34	10	24	31	0	45	9	153
April	13	1	10	10	4	10	3	51
May	19	0	9	11	3	16	1	59
June	13	1	4	5	0	22	3	48
2ND QUARTER	45	2	23	26	7	48	7	158
July	21	0	6	5	1	10	4	47
August	18	1	3	15	0	18	1	56
September	17	0	9	9	0	12	2	49
3RD QUARTER	56	1	18	29	1	40	7	152
October	--	--	--	--	--	--	--	--
November	--	--	--	--	--	--	--	--
December	--	--	--	--	--	--	--	--
4TH QUARTER	0	0	0	0	0	0	0	0
YTD TOTAL	135	13	65	86	8	133	23	463

**COMPLAINTS AND ALLEGATIONS BY UNIT
THIRD QUARTER 2016**

SFPD UNIT NAME	TOTAL COMPLAINTS	ALLEGATION TYPES										TOTAL ALLEGATIONS	OFFICERS INVOLVED
		UF	UA	CRD	ND	RS	SS	D	PRO	POL	TF		
2L LEGAL DIVISION	1	0	0	1	1	0	0	0	0	0	0	2	1
2P PERSONNEL	1	0	4	2	0	0	0	0	0	0	0	6	1
2T TRAINING & EDUCATION (ACADEMY)	1	0	1	0	0	0	0	0	0	0	0	1	1
3A CENTRAL STATION	7	0	1	4	10	0	0	0	0	0	0	15	12
3B SOUTHERN STATION	8	1	17	10	10	0	0	0	0	0	0	38	13
3C BAYVIEW STATION	7	6	29	7	32	0	0	0	0	0	0	74	19
3D MISSION STATION	16	3	12	13	19	0	0	1	0	0	0	48	25
3E NORTHERN STATION	8	0	7	8	10	0	0	1	0	0	0	26	10
3F PARK STATION	8	0	3	9	5	0	0	0	0	0	0	17	9
3G RICHMOND STATION	6	0	5	4	8	0	0	1	0	0	0	18	9
3H INGLESIDE STATION	5	1	4	5	4	0	0	0	0	0	0	14	5
3I TARAVAL STATION	7	1	7	11	6	0	0	0	0	0	0	25	11
3J TENDERLOIN TASK FORCE	12	2	16	6	11	0	0	5	0	0	0	40	18
3M MUNI DIVISION	2	1	1	2	0	0	0	0	0	0	0	4	2
4K SPECIAL MOTORCYCLE	3	0	2	3	1	0	0	0	0	0	0	6	3
4T CRIME PREVENTION COMPANY	4	1	4	1	1	0	0	0	0	0	0	7	4
4X SPECIAL OPERATIONS HQ'S	1	0	0	0	1	0	0	0	0	0	0	1	1
5A INVESTIGATIONS BUREAU	1	0	1	1	0	0	0	0	0	0	0	2	2
5H HOMICIDE SECTION	1	0	4	0	0	0	0	0	0	0	0	4	1
5S SPECIAL INVESTIGATIONS(INCL. GANG TASK FORCE)	1	0	0	0	1	0	0	0	0	0	0	1	1
5T JUVENILE DIVISION	2	0	0	0	2	0	0	0	0	0	0	2	2
UK UNKNOWN ASSIGNMENT	83	9	38	28	46	0	0	5	0	0	0	149	66
TOTALS	185	25	156	115	168	0	0	13	0	0	0	500	216

DEFINITION OF ALLEGATION TYPES

- UF Unnecessary Force
- UA Unwarranted Action
- CRD Conduct Reflecting Discredit
- ND Neglect of Duty
- RS Racial Slur
- SS Sexual Slur
- D Discourtesy
- PRO Procedure
- POL Policy
- TF Training Failure

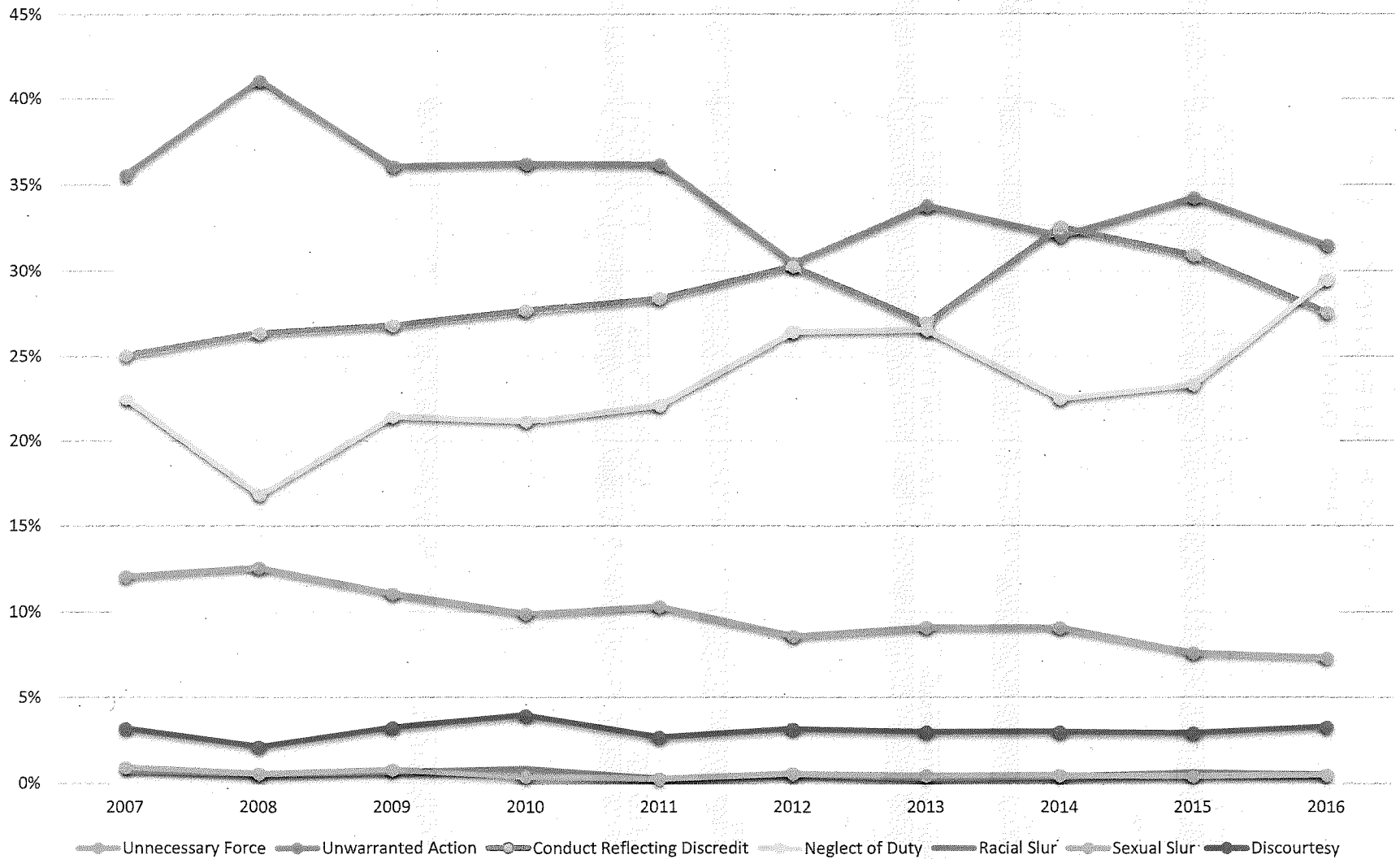
COMPLAINTS AND ALLEGATIONS BY UNIT
THIRD QUARTER 2015
(FOR COMPARISON)

SFPD UNIT NAME	TOTAL COMPLAINTS	ALLEGATION TYPES										TOTAL ALLEGATIONS	OFFICERS INVOLVED
		UF	UA	CRD	ND	RS	SS	D	PRO	POL	TF		
2P PERSONNEL	1	0	1	0	0	0	0	0	0	0	0	1	1
3A CENTRAL STATION	6	2	8	4	5	0	0	1	0	0	0	20	10
3B SOUTHERN STATION	5	4	7	6	1	1	0	1	0	0	0	20	6
3C BAYVIEW STATION	9	2	14	9	9	0	0	0	0	0	0	34	12
3D MISSION STATION	8	2	7	6	9	0	0	1	0	0	0	25	13
3E NORTHERN STATION	16	4	19	12	12	0	0	2	0	0	0	49	22
3F PARK STATION	7	1	5	10	3	0	0	0	0	0	0	19	8
3G RICHMOND STATION	4	0	6	3	3	0	0	0	0	0	0	12	5
3H INGLESIDE STATION	11	4	8	9	8	0	0	1	0	0	0	30	16
3I TARAVAL STATION	5	0	1	6	4	0	0	1	0	0	0	12	5
3J TENDERLOIN TASK FORCE	9	2	8	12	2	0	0	1	0	0	0	25	11
3M MUNI DIVISION	2	0	1	1	2	0	0	0	0	0	0	4	2
3X PATROL BUREAU HQ'S	2	0	0	0	2	0	0	0	0	0	0	2	2
4K SPECIAL MOTORCYCLE	5	0	4	4	1	0	0	0	0	0	0	9	5
4T CRIME PREVENTION COMPANY	5	0	7	3	1	0	0	1	0	0	0	12	9
5A INVESTIGATIONS BUREAU	1	0	1	1	0	0	0	0	0	0	0	2	1
5S SPECIAL INVESTIGATIONS(INCL. GANG TASK FORCE)	1	0	0	1	0	0	0	0	0	0	0	1	1
5T JUVENILE DIVISION	2	0	0	2	0	0	0	0	0	0	0	2	2
5V VICE CRIMES DIVISION	1	0	5	3	0	0	0	0	0	0	0	8	2
5W DOMESTIC VIOLENCE UNIT	1	0	8	0	2	0	0	0	0	0	0	10	2
AB AIRPORT BUREAU	5	0	3	4	3	0	0	0	0	0	0	10	5
UK UNKNOWN ASSIGNMENT	99	12	54	31	41	0	1	4	0	0	0	169	71
TOTALS	205	33	167	127	108	1	1	13	0	0	0	476	211

DEFINITION OF ALLEGATION TYPES

- UF Unnecessary Force
- UA Unwarranted Action
- CRD Conduct Reflecting Discredit
- ND Neglect of Duty
- RS Racial Slur
- SS Sexual Slur
- D Discourtesy
- PRO Procedure
- POL Policy
- TF Training Failure

YTD Total Allegations Received THIRD QUARTER 2007-2016



**FINDINGS IN ALLEGATIONS CLOSED
THIRD QUARTER 2016**

NO FINDING	ALLEGATION TYPES							SUBTOTAL	POL/PRO	TF	TOTAL
	UF	UA	CRD	ND	RS	SS	D				
1st Quarter	0	1	7	3	0	0	1	12	0	0	12
2nd Quarter	0	0	2	3	0	0	1	6	0	0	6
July	1	0	1	0	0	0	0	2	0	0	2
August	0	3	0	0	0	0	0	3	0	0	3
September	0	0	0	0	0	0	0	0	0	0	0
4th Quarter	--	--	--	--	--	--	--	--	--	--	--
YTD TOTAL	1	4	10	6	0	0	2	23	0	0	23

NO FINDING/WITHDRAWN	ALLEGATION TYPES							SUBTOTAL	POL/PRO	TF	TOTAL
	UF	UA	CRD	ND	RS	SS	D				
1st Quarter	0	1	4	4	0	0	0	9	0	0	9
2nd Quarter	0	5	8	1	0	0	0	14	0	0	14
July	0	0	0	1	0	0	0	1	0	0	1
August	0	1	1	7	0	0	0	9	0	0	9
September	0	0	1	2	0	0	0	3	0	0	3
4th Quarter	--	--	--	--	--	--	--	--	--	--	--
YTD TOTAL	0	7	14	15	0	0	0	36	0	0	36

NOT SUSTAINED	ALLEGATION TYPES							SUBTOTAL	POL/PRO	TF	TOTAL
	UF	UA	CRD	ND	RS	SS	D				
1st Quarter	30	52	100	76	0	2	9	269	0	0	269
2nd Quarter	35	60	82	57	4	5	9	252	0	0	252
July	13	18	50	21	2	0	4	108	0	0	108
August	22	17	35	18	0	1	4	97	0	0	97
September	4	13	11	13	0	0	2	43	0	0	43
4th Quarter	--	--	--	--	--	--	--	--	--	--	--
YTD TOTAL	104	160	278	185	6	8	28	769	0	0	769

DEFINITION OF ALLEGATION TYPES

- UF Unnecessary Force
- UA Unwarranted Action
- CRD Conduct Reflecting Discredit
- ND Neglect of Duty
- RS Racial Slur
- SS Sexual Slur
- D Discourtesy
- PRO Procedure
- POL Policy
- TF Training Failure

**FINDINGS IN ALLEGATIONS CLOSED
THIRD QUARTER 2016**

PROPER CONDUCT	ALLEGATION TYPES							SUBTOTAL	POL/PRO	TF	TOTAL
	UF	UA	CRD	ND	RS	SS	D				
1st Quarter	1	77	6	17	0	0	0	101	0	0	101
2nd Quarter	0	55	1	4	0	0	0	60	0	0	60
July	0	38	3	1	0	0	0	42	0	0	42
August	0	50	2	3	0	0	0	55	0	0	55
September	0	29	1	1	0	0	0	31	0	0	31
4th Quarter	--	--	--	--	--	--	--	--	--	--	--
YTD TOTAL	1	249	13	26	0	0	0	289	0	0	289

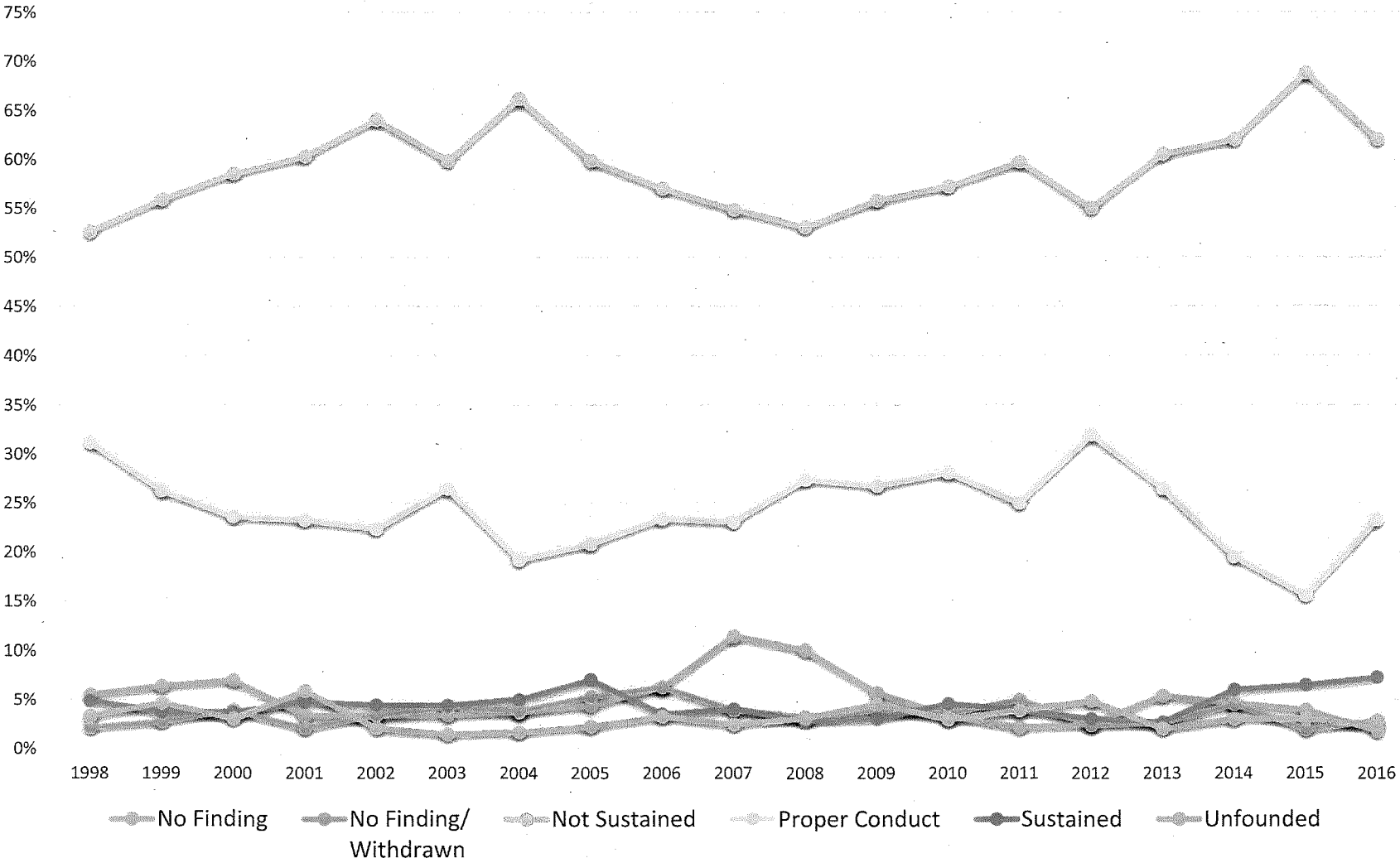
SUSTAINED	ALLEGATION TYPES							SUBTOTAL	POL/PRO	TF	TOTAL
	UF	UA	CRD	ND	RS	SS	D				
1st Quarter	0	4	5	15	0	1	0	25	0	0	25
2nd Quarter	0	1	1	33	0	0	1	36	0	0	36
July	0	0	0	2	0	0	0	2	0	0	2
August	0	3	2	9	0	0	0	14	0	0	14
September	0	2	3	8	0	0	0	13	0	0	13
4th Quarter	--	--	--	--	--	--	--	--	--	--	--
YTD TOTAL	0	10	11	67	0	1	1	90	0	0	90

UNFOUNDED	ALLEGATION TYPES							SUBTOTAL	POL/PRO	TF	TOTAL
	UF	UA	CRD	ND	RS	SS	D				
1st Quarter	1	1	1	7	0	0	1	11	0	0	11
2nd Quarter	4	0	2	7	0	0	0	13	0	0	13
July	0	0	0	0	0	0	0	0	0	0	0
August	0	1	1	2	0	0	0	4	0	0	4
September	0	0	0	3	0	0	0	3	0	0	3
4th Quarter	--	--	--	--	--	--	--	--	--	--	--
YTD TOTAL	5	2	4	19	0	0	1	31	0	0	31

DEFINITION OF ALLEGATION TYPES

- UF Unnecessary Force
- UA Unwarranted Action
- CRD Conduct Reflecting Discredit
- ND Neglect of Duty
- RS Racial Slur
- SS Sexual Slur
- D Discourtesy
- PRO Procedure
- POL Policy
- TF Training Failure

**YTD Total Findings
THIRD QUARTER
1998 - 2016**



Cases with Sustained Allegations and Proper Conduct and Unfounded Findings in those Cases – Third Quarter 2016

Case No.	Neglect of Duty	Unwarranted Action	Unnecessary Force	Conduct Reflecting Discredit	Discourtesy	Racial or Sexual Slur	Discipline*
1.	In violation of DGO 5.03, officers failed to issue the complainants certificates of release after using the threat of lethal force by having their weapons drawn when they entered the complainants' bedroom for a well-being check. The complainants failed to answer the door after the officers knocked and announced themselves. The officers responded to complainants' home because a neighbor reported shots and saw flashes at the complainants' home ten hours before. The officers entered the home to conduct a well being check.	Proper conduct on entering the residence and detaining the complainants with weapons drawn.					<p>The OCC recommended a written reprimand for one officer and a one-day suspension for another because of that officer's record of previous discipline.</p> <p>Acting Chief Chaplin found proper conduct.</p>

The OCC bases its sustained findings on allegations made by the complainant which are called complainant's allegations, and also on those the OCC identifies which are called added allegations. This chart also shows proper conduct or unfounded findings in cases with sustained allegations.

The OCC makes its disciplinary recommendations based on SFPD's Disciplinary Penalty and Referral Guidelines, Revised, December 1, 1994.

Not all discipline proposed in the third quarter 2016 sustained cases was determined by the Chief of Police the third quarter, some was determined by the Chief of Police in the fourth quarter.

Cases with Sustained Allegations and Proper Conduct and Unfounded Findings in those Cases – Third Quarter 2016

Case No.	Neglect of Duty	Unwarranted Action	Unnecessary Force	Conduct Reflecting Discredit	Discourtesy	Racial or Sexual Slur	Discipline*
2.	An officer failed to comply with DGO 5.20 when failing to note in the incident report the complainants were LEP and the complainants had been provided translation service.	Proper conduct on arrest without cause.					The OCC recommended a written reprimand. Acting Chief Chaplin imposed an admonishment and retraining.
3.	In violation of DGO 9.02, an officer prepared an incomplete traffic collision report by failing to include the complainant's passenger as a witness. (Added allegation)	Proper conduct on the issuance of the traffic citation.					The OCC recommended a three-day suspension based on a prior offense. Acting Chief Chaplin imposed an admonishment and retraining.

The OCC bases its sustained findings on allegations made by the complainant which are called complainant's allegations, and also on those the OCC identifies which are called added allegations. This chart also shows proper conduct or unfounded findings in cases with sustained allegations.

The OCC makes its disciplinary recommendations based on SFPD's Disciplinary Penalty and Referral Guidelines, Revised, December 1, 1994.

Not all discipline proposed in the third quarter 2016 sustained cases was determined by the Chief of Police the third quarter, some was determined by the Chief of Police in the fourth quarter.

**Cases with Sustained Allegations and Proper Conduct and Unfounded Findings
in those Cases – Third Quarter 2016**

Case No.	Neglect of Duty	Unwarranted Action	Unnecessary Force	Conduct Reflecting Discredit	Discourtesy	Racial or Sexual Slur	Discipline*
4.	Proper conduct on preparation of an incident report in response to a property dispute.	Proper conduct on search.		In violation of DGO 2.01, an officer made inappropriate comments.			The OCC recommended a written reprimand. Acting Chief Chaplin did not take action on this case during the third quarter.
5.	In violation of DGO, 6.09, an officer failed to properly investigate a domestic violence incident.						The OCC recommended a one-day suspension and retraining. Acting Chief Chaplin concurred with the OCC's recommendation.

The OCC bases its sustained findings on allegations made by the complainant which are called complainant's allegations, and also on those the OCC identifies which are called added allegations. This chart also shows proper conduct or unfounded findings in cases with sustained allegations.

The OCC makes its disciplinary recommendations based on SFPD's Disciplinary Penalty and Referral Guidelines, Revised, December 1, 1994.

Not all discipline proposed in the third quarter 2016 sustained cases was determined by the Chief of Police the third quarter, some was determined by the Chief of Police in the fourth quarter.

**Cases with Sustained Allegations and Proper Conduct and Unfounded Findings
in those Cases – Third Quarter 2016**

Case No.	Neglect of Duty	Unwarranted Action	Unnecessary Force	Conduct Reflecting Discredit	Discourtesy	Racial or Sexual Slur	Discipline*
6.	<p>In violation of DGO 5.03, an officer failed to issue a certificate of release after handcuffing the complainant. (Added allegation)</p> <p>In violation of DB 15-136 dated 06.04.15, an officer failed to document evidence of written or oral consent to search.</p>	<p>In violation of DGO 5.03, an officer handcuffed the complainant and in violation of DGO 5.16, an officer entered and searched the complainant's residence without a search warrant.</p>		<p>In violation of Police Commission Resolution number 1159-88, an officer interfered with an OCC investigation.</p> <p>The OCC unfounded an allegation that the officer engaged in retaliatory conduct.</p>			<p>The OCC recommended Commission level discipline.</p> <p>Acting Chief Chaplin did not take action on this matter during this quarter.</p>

The OCC bases its sustained findings on allegations made by the complainant which are called complainant's allegations, and also on those the OCC identifies which are called added allegations. This chart also shows proper conduct or unfounded findings in cases with sustained allegations.

The OCC makes its disciplinary recommendations based on SFPD's Disciplinary Penalty and Referral Guidelines, Revised, December 1, 1994.

Not all discipline proposed in the third quarter 2016 sustained cases was determined by the Chief of Police the third quarter, some was determined by the Chief of Police in the fourth quarter.

**Cases with Sustained Allegations and Proper Conduct and Unfounded Findings
in those Cases – Third Quarter 2016**

Case No.	Neglect of Duty	Unwarranted Action	Unnecessary Force	Conduct Reflecting Discredit	Discourtesy	Racial or Sexual Slur	Discipline*
7.	A non-uniformed officer failed to comply with DGOs 5.08 and 9.01 when conducting traffic enforcement and failed to immediately request a marked backup unit.						The OCC recommended a written reprimand and retraining. Acting Chief Chaplin imposed an admonishment and retraining.
8.	In violation of DGO 5.03, an officer failed to issue a certificate of release after handcuffing the complainant. (Added allegation)	Proper conduct on detention and handcuffing.					The OCC recommended a written reprimand. Acting Chief Chaplin did not take action on this case during this quarter.

The OCC bases its sustained findings on allegations made by the complainant which are called complainant’s allegations, and also on those the OCC identifies which are called added allegations. This chart also shows proper conduct or unfounded findings in cases with sustained allegations.

The OCC makes its disciplinary recommendations based on SFPD’s Disciplinary Penalty and Referral Guidelines, Revised, December 1, 1994.

Not all discipline proposed in the third quarter 2016 sustained cases was determined by the Chief of Police the third quarter, some was determined by the Chief of Police in the fourth quarter.

Cases with Sustained Allegations and Proper Conduct and Unfounded Findings in those Cases – Third Quarter 2016

Case No.	Neglect of Duty	Unwarranted Action	Unnecessary Force	Conduct Reflecting Discredit	Discourtesy	Racial or Sexual Slur	Discipline*
9.		<p>In violation of DGO 5.16, and SFPD training, an officer improperly opened the complainant's rear car door when approaching a car during a routine traffic stop. (Added allegation)</p> <p>The officer's conduct was proper for detaining the complainant whose vehicle lacked a rear license plate.</p> <p>The officer's conduct was proper while searching the vehicle's common areas (central console and glove compartment) for registration and proof of insurance.</p> <p>The officer's issuance of a citation to the complainant was proper.</p>					<p>The OCC recommended Police Commission discipline.</p> <p>Acting Chief Chaplin did not take action on this matter during this quarter.</p>

The OCC bases its sustained findings on allegations made by the complainant which are called complainant's allegations, and also on those the OCC identifies which are called added allegations. This chart also shows proper conduct or unfounded findings in cases with sustained allegations.

The OCC makes its disciplinary recommendations based on SFPD's Disciplinary Penalty and Referral Guidelines, Revised, December 1, 1994.

Not all discipline proposed in the third quarter 2016 sustained cases was determined by the Chief of Police the third quarter, some was determined by the Chief of Police in the fourth quarter.

Cases with Sustained Allegations and Proper Conduct and Unfounded Findings in those Cases – Third Quarter 2016

Case No.	Neglect of Duty	Unwarranted Action	Unnecessary Force	Conduct Reflecting Discredit	Discourtesy	Racial or Sexual Slur	Discipline*
10.	In violation of DGO 5.04, an officer failed to prepare an incident report documenting that the complainant had requested a private person's arrest. (Added allegation)						The OCC recommended a written reprimand. Acting Chief Chaplin did not take action on this case during the third quarter.
11.	In violation of DGO 2.01, an officer wrote an inaccurate citation and an inaccurate traffic collision report. (Added allegation) The OCC made a finding of unfounded for its added allegation that a sergeant failed to properly supervise.						The OCC recommended a written reprimand. Acting Chief Chaplin found a training failure.

The OCC bases its sustained findings on allegations made by the complainant which are called complainant's allegations, and also on those the OCC identifies which are called added allegations. This chart also shows proper conduct or unfounded findings in cases with sustained allegations.

The OCC makes its disciplinary recommendations based on SFPD's Disciplinary Penalty and Referral Guidelines, Revised, December 1, 1994.

Not all discipline proposed in the third quarter 2016 sustained cases was determined by the Chief of Police the third quarter, some was determined by the Chief of Police in the fourth quarter.

Cases with Sustained Allegations and Proper Conduct and Unfounded Findings in those Cases – Third Quarter 2016

Case No.	Neglect of Duty	Unwarranted Action	Unnecessary Force	Conduct Reflecting Discredit	Discourtesy	Racial or Sexual Slur	Discipline*
12.	<p>In violation of DGO 1.04, Duties of Sergeants and the Report Writing Manual, in responding to a matter involving a payment dispute between the complainant and a third party, a sergeant failed to properly supervise and investigate. In violation of DGO 5.03, the sergeant failed to issue a certificate of release after a prolonged detention. (Added allegations)</p> <p>Two officers failed to prepare sufficient reports. (Added allegations)</p> <p>The OCC made findings of unfounded for its added allegations for two other officers.</p>	<p>In violation of DGO 5.03, the sergeant unlawfully detained the complainant.</p>		<p>In violation of DGO 2.01, the sergeant misused police authority when he threatened the complainant and compelled the complainant to pay money to a third party which the third party believed was owed by the complainant.</p> <p>An officer misused his authority regarding this matter.</p>			<p>The OCC recommended Commission level discipline for the sergeant and one officer and a written reprimand for another officer.</p> <p>Acting Chief Chaplin did not take action on this matter during this quarter.</p>

The OCC bases its sustained findings on allegations made by the complainant which are called complainant's allegations, and also on those the OCC identifies which are called added allegations. This chart also shows proper conduct or unfounded findings in cases with sustained allegations.

The OCC makes its disciplinary recommendations based on SFPD's Disciplinary Penalty and Referral Guidelines, Revised, December 1, 1994.

Not all discipline proposed in the third quarter 2016 sustained cases was determined by the Chief of Police the third quarter, some was determined by the Chief of Police in the fourth quarter.

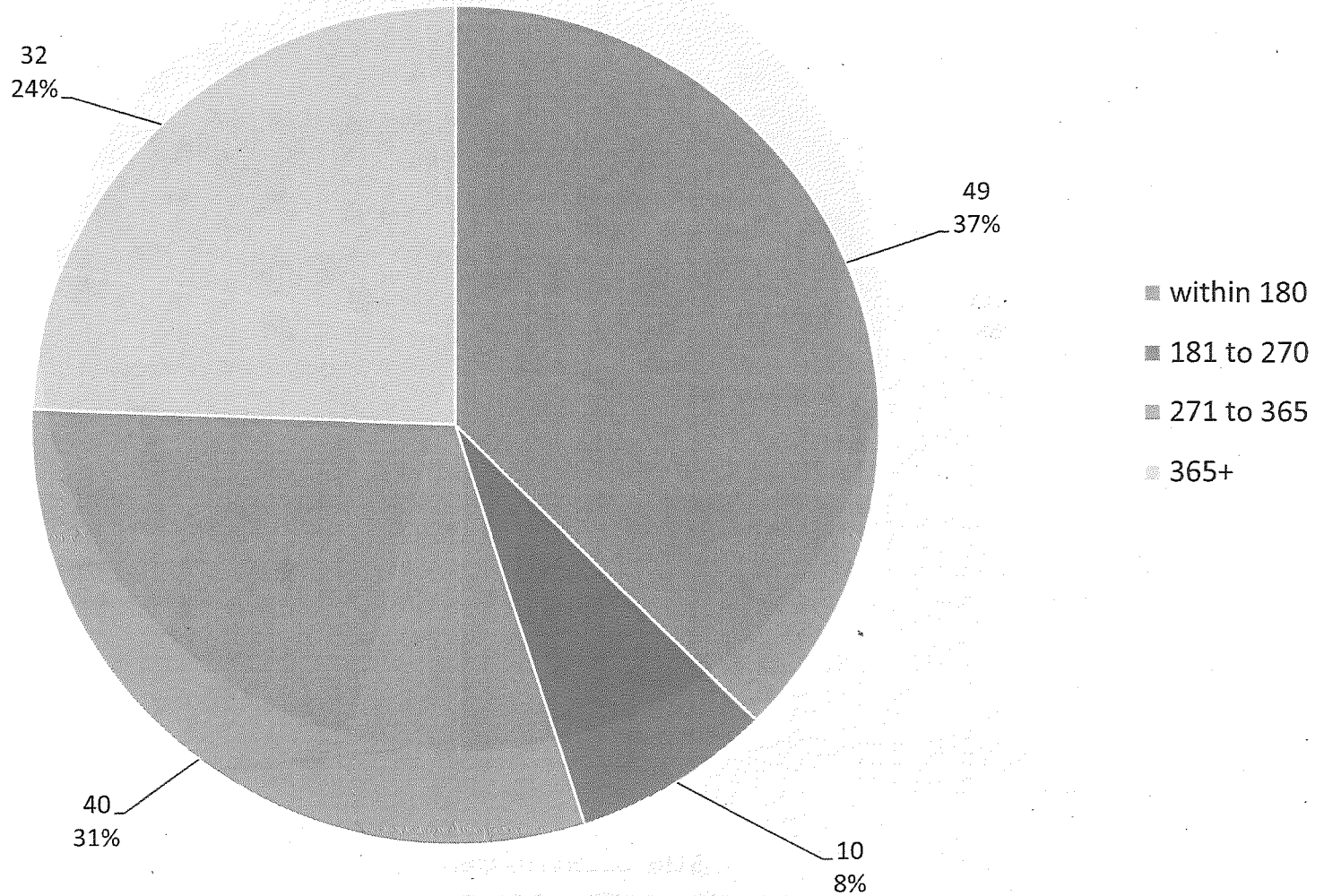
TRAINING RECOMMENDATIONS – 3rd QUARTER 2016

Case No.	Type of Allegation	Training Recommendation
A	Neglect of Duty	<p>The complainant, a civil rights law group, alleged that several weeks after its client filed a request for information under the Freedom of Information Act (FOIA), the named officer and a federal agent unexpectedly showed up at the client's place of work. The FOIA request and the client's travels to Pakistan were topics the named officer and federal agent discussed with the client. The complainant alleged that the SFPD officer violated Department General Order 8.10 by conducting a criminal investigation involving an individual's First Amendment activities without complying with DGO 8.10's criteria concerning the type of criminal activity subject to investigation and the requisite documentation and authorization. The named officer acknowledged that the investigation included First Amendment activities. However, the officer did not believe that DGO 8.10 applied to the investigation because the investigation had a criminal basis with a terrorism nexus. The officer believed that the type of cases he was precluded from investigating were cases that solely involved First Amendment activities. Department General Order 8.10 applies to all investigations that <u>involve</u> First Amendment activities. The OCC concluded that the officer's actions were the result of inadequate training in light of Department policy and procedure and recommended:</p> <ol style="list-style-type: none"> 1. SFPD immediately update its DGO 8.10 training to address the standards for conducting an investigation that involves First Amendment activities, including the range of activities protected by the First Amendment, the reasonable suspicion standard, written documentation and supervisory approvals and numerous scenarios in which officers have an opportunity to test their understanding of DGO 8.10's application and requirements. 2. SFPD immediately issue a Department Bulletin on DGO 8.10's requirements. 3. OCC's First Amendment Audit pursuant to DGO 8.10 and SFPD's Joint Terrorism Taskforce Report as required San Francisco Administrative Code §2A.74(d) be presented to the Police Commission during the same annual hearing to enable a more comprehensive review of investigations involving First Amendment activities. 4. A Police Commissioner be designated to assist the OCC, SFPD and the stakeholders address issues raised by SFPD investigations involving First Amendment activities.

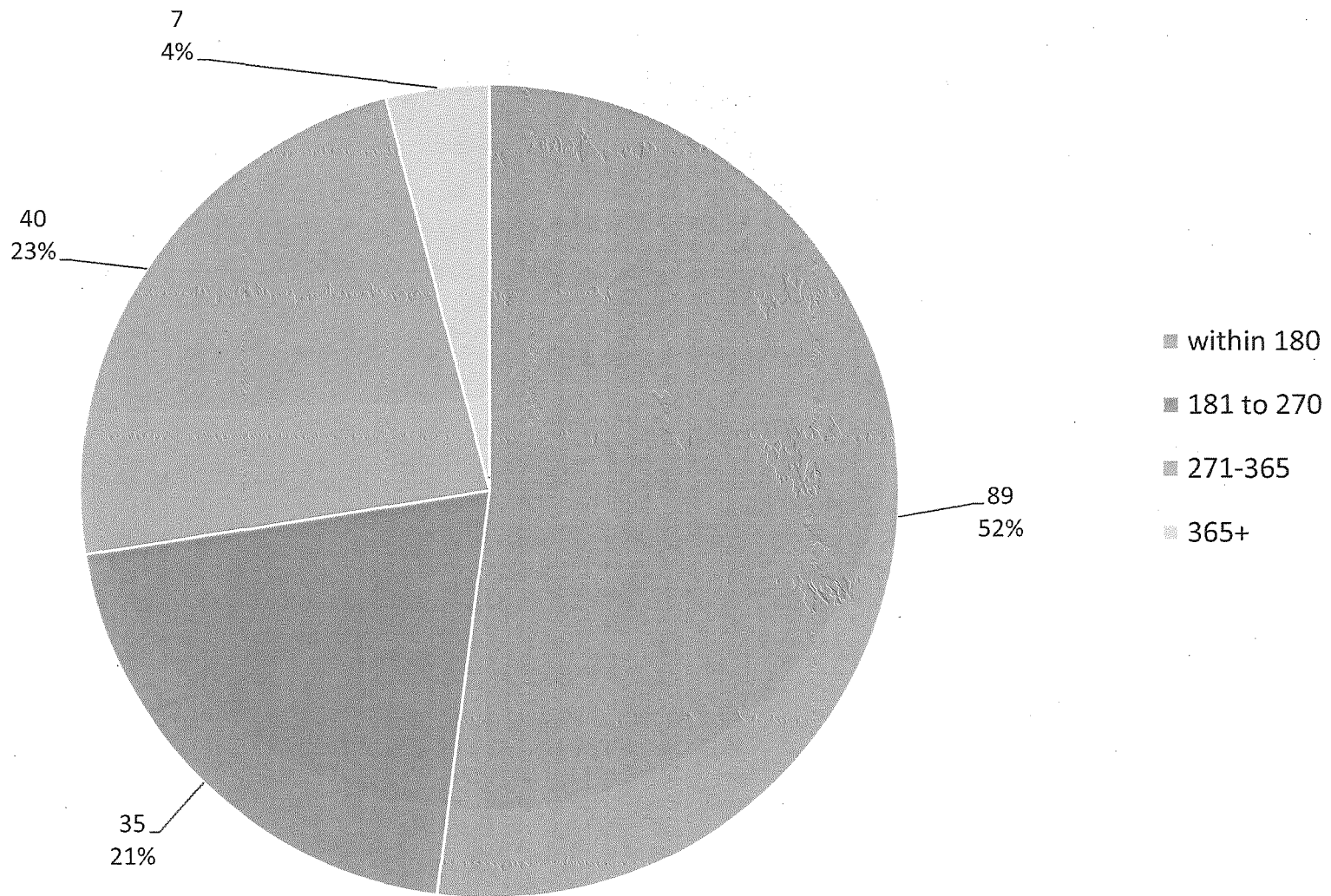
TRAINING RECOMMENDATIONS – 3rd QUARTER 2016

Case No.	Type of Allegation	Training Recommendation
B	Conduct Reflecting Discredit	<p>During a traffic stop of a bicyclist, the officer ordered the complainant to sit on the ground while being issued a ticket. The complainant stated the ground was covered with urine and excrement. The officer acknowledged ordering the complainant to sit on the ground but denied the ground was dirty. When questioned about his training, the officer stated he did not receive any training on how to conduct a bicycle stop. The Police Department's subject matter expert stated the Police Academy does not specifically train officers on bicycle stops. The subject matter expert stated it is not standard practice to order immediately the bicyclist to sit on the ground but it is acceptable.</p> <p>In light of bicyclists comprising a significant portion of vehicle traffic in San Francisco and that SFPD officers do not receive any training on bicycle stops, the OCC recommends that the Police Academy develop a written policy, curriculum and training on bicycle stops and provide this training to all officers.</p>
C	Conduct Reflecting Discredit	<p>The complainant and her uncle stated that when they met with the officer, the officer was rude and unprofessional and compared the death of her brother with other cases the officer had worked on in the past. The OCC recommends that the Police Department review the investigative training involving communication with family members of homicide and suicide victims to determine whether the training and curriculum adequately addresses effective communication especially in light of research and best practices.</p>

Days to Close - Cases Closed THIRD QUARTER 2016

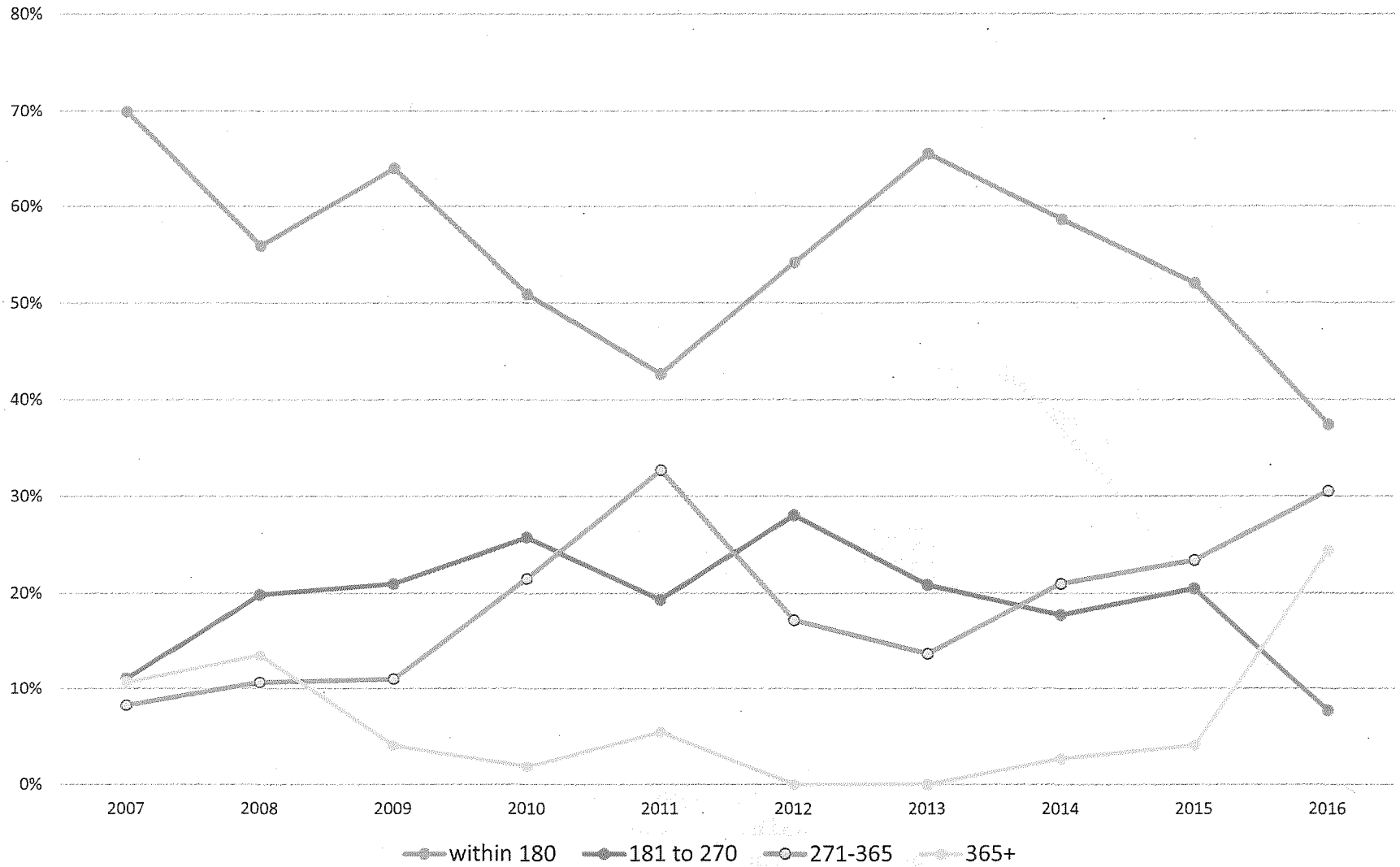


Days to Close - Cases Closed THIRD QUARTER 2015

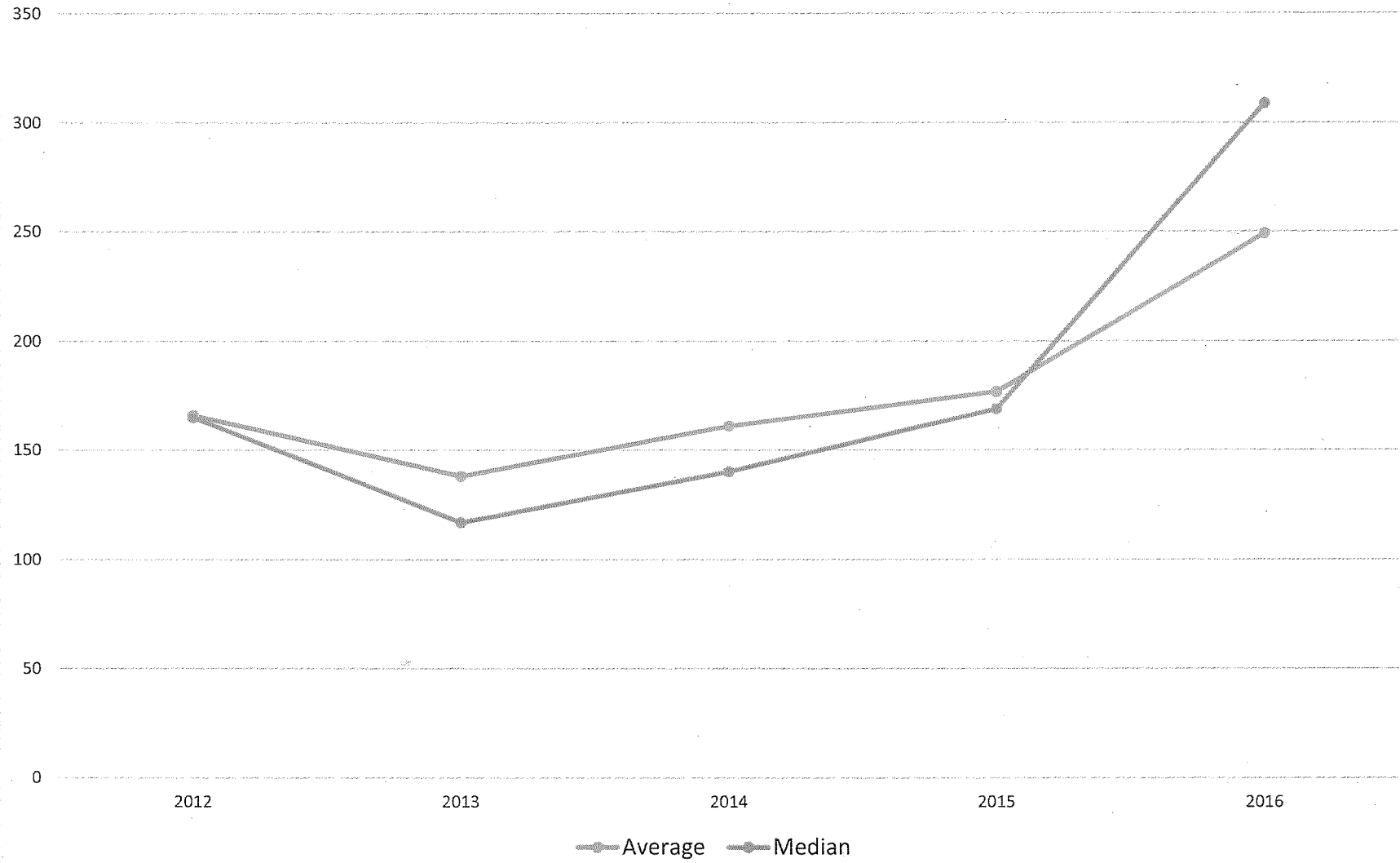


Days to Close - Cases Closed

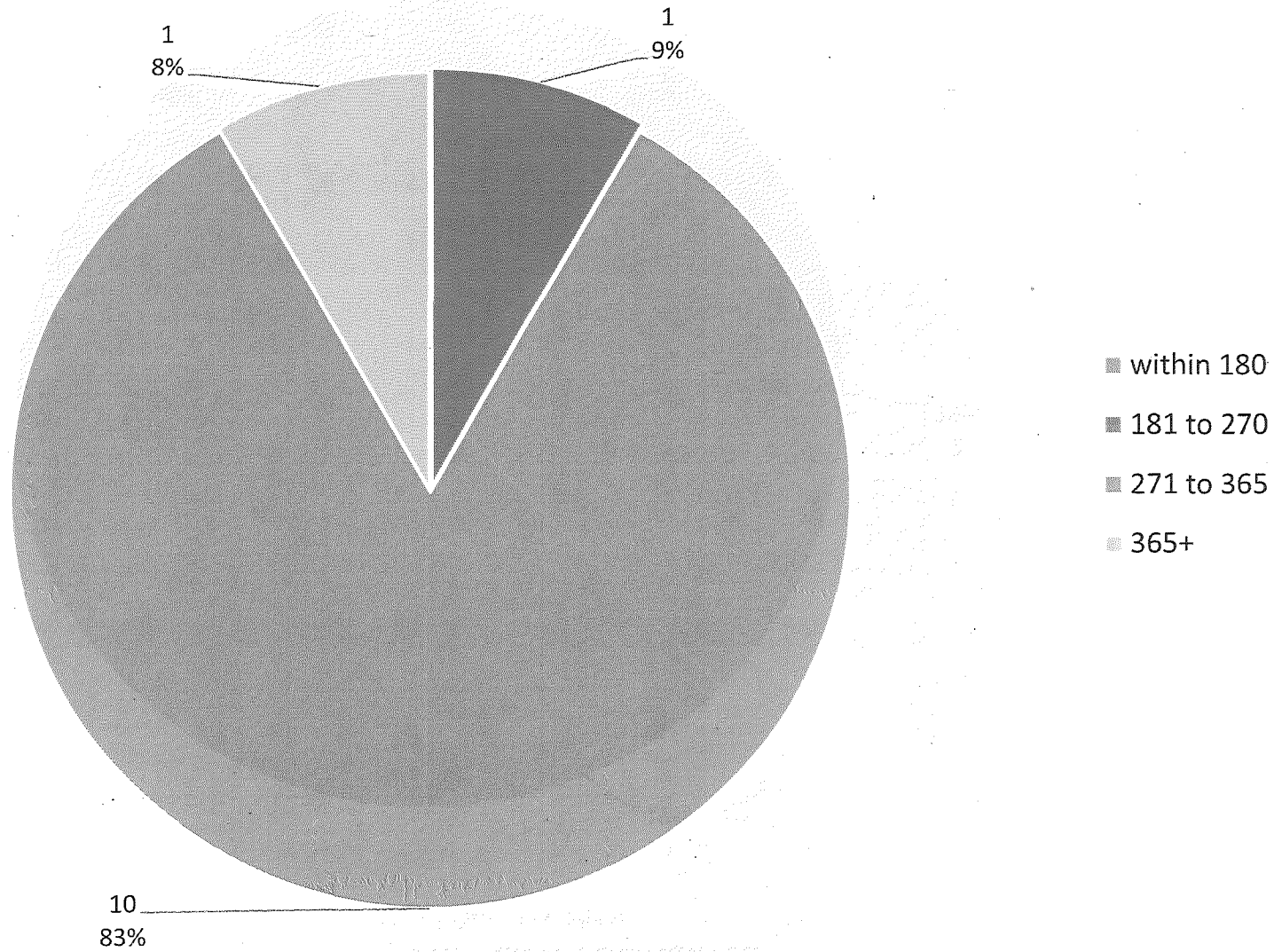
THIRD QUARTER 2007-2016



Cases Closed - Days to Close
THIRD QUARTER
2012-2016

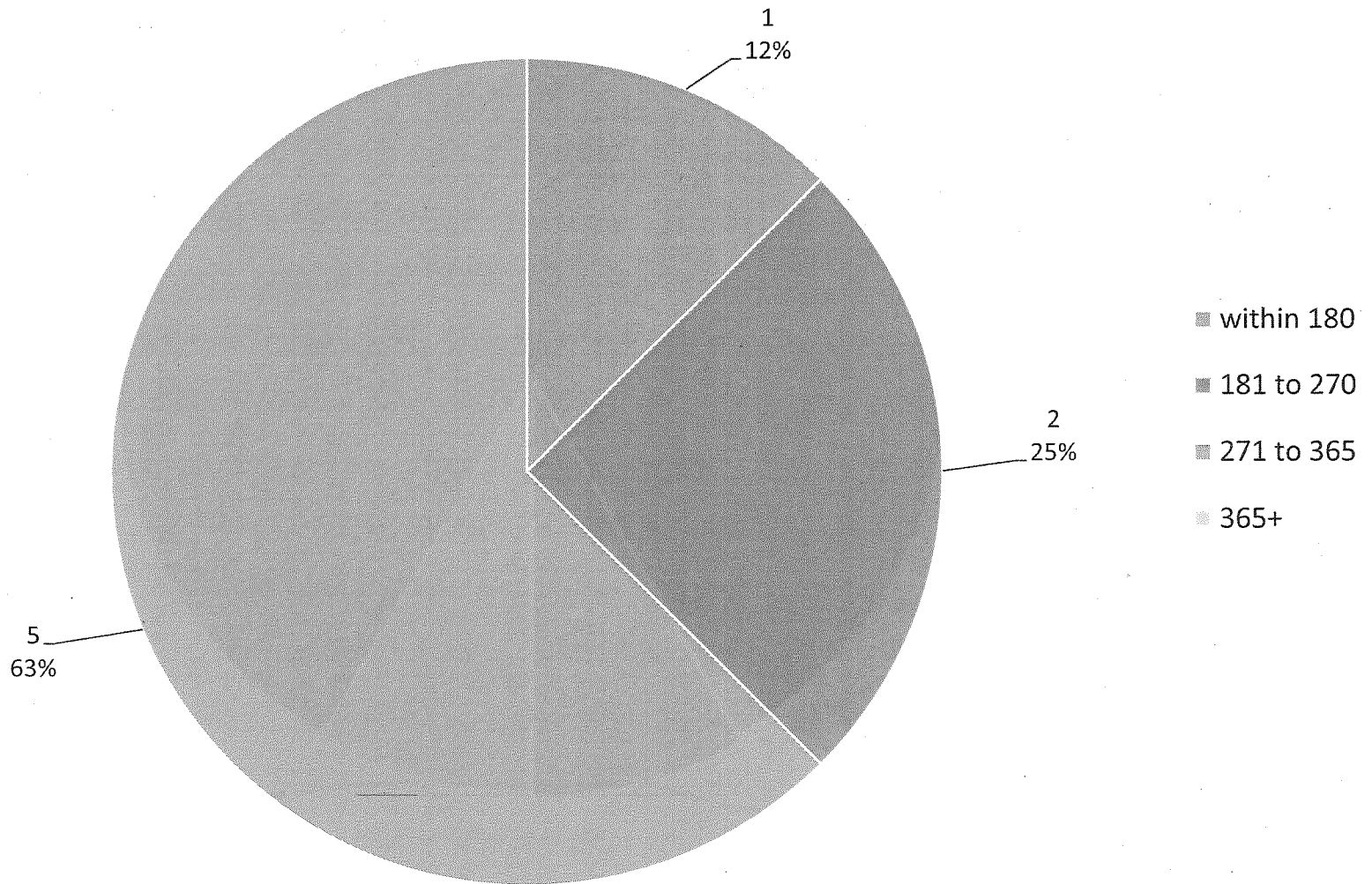


Days to Close - Cases Sustained THIRD QUARTER 2016



Days to Close - Cases Sustained

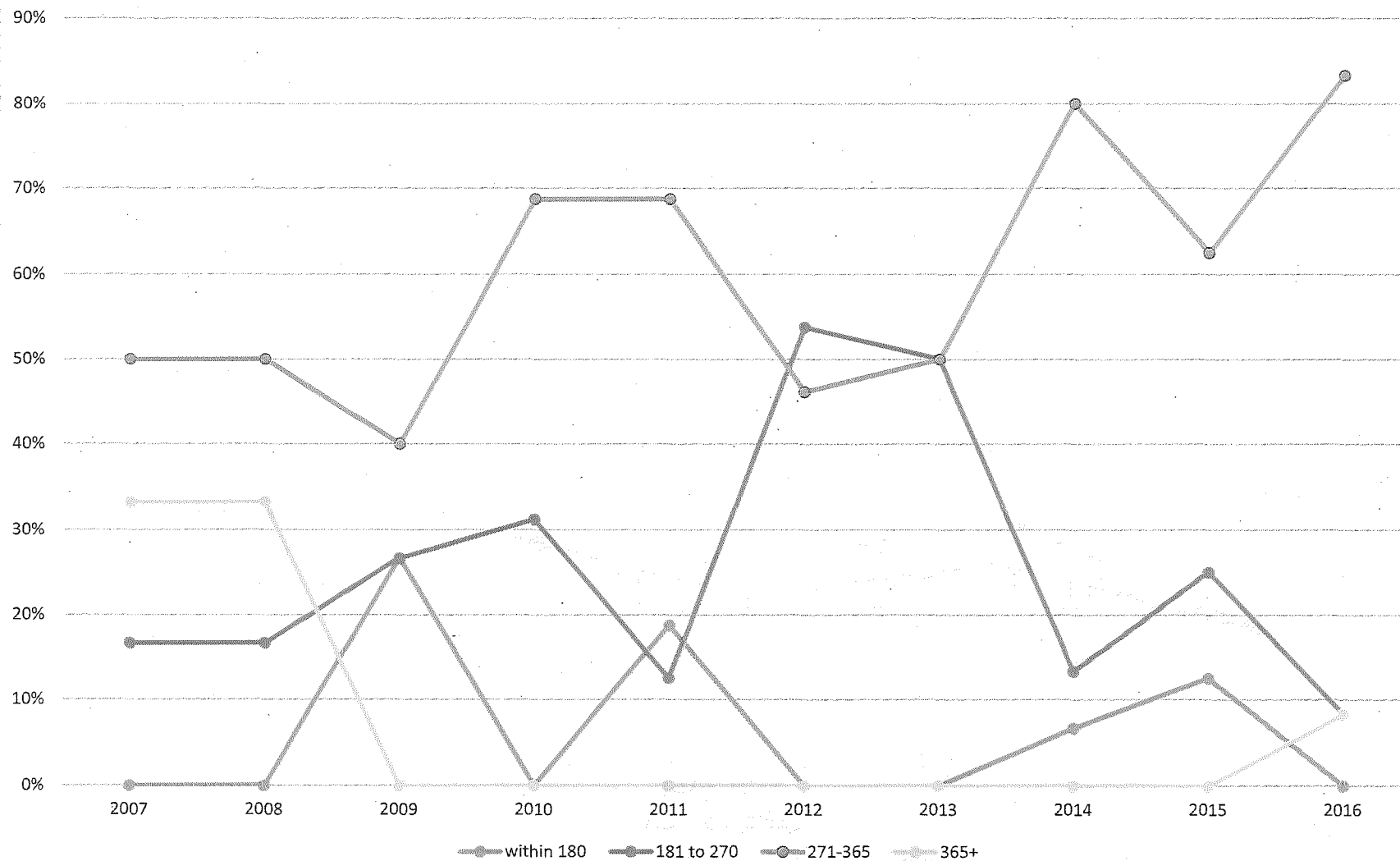
Third Quarter 2015



Days to Close - Cases Sustained

THIRD QUARTER

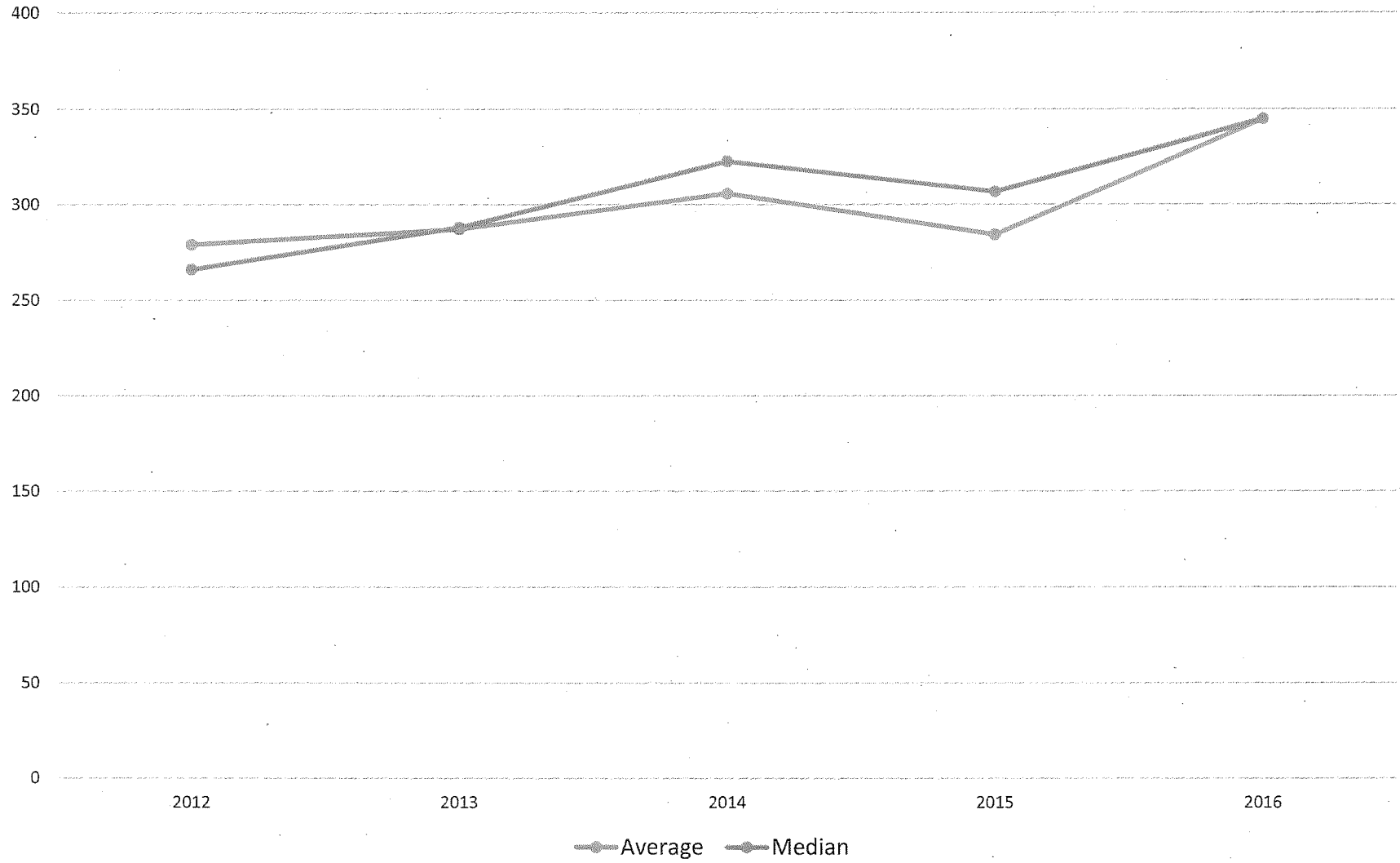
2007-2016



Sustained Cases - Days to Close

THIRD QUARTER

2012-2016



**INVESTIGATIVE HEARINGS AND MEDIATIONS
THIRD QUARTER 2016**

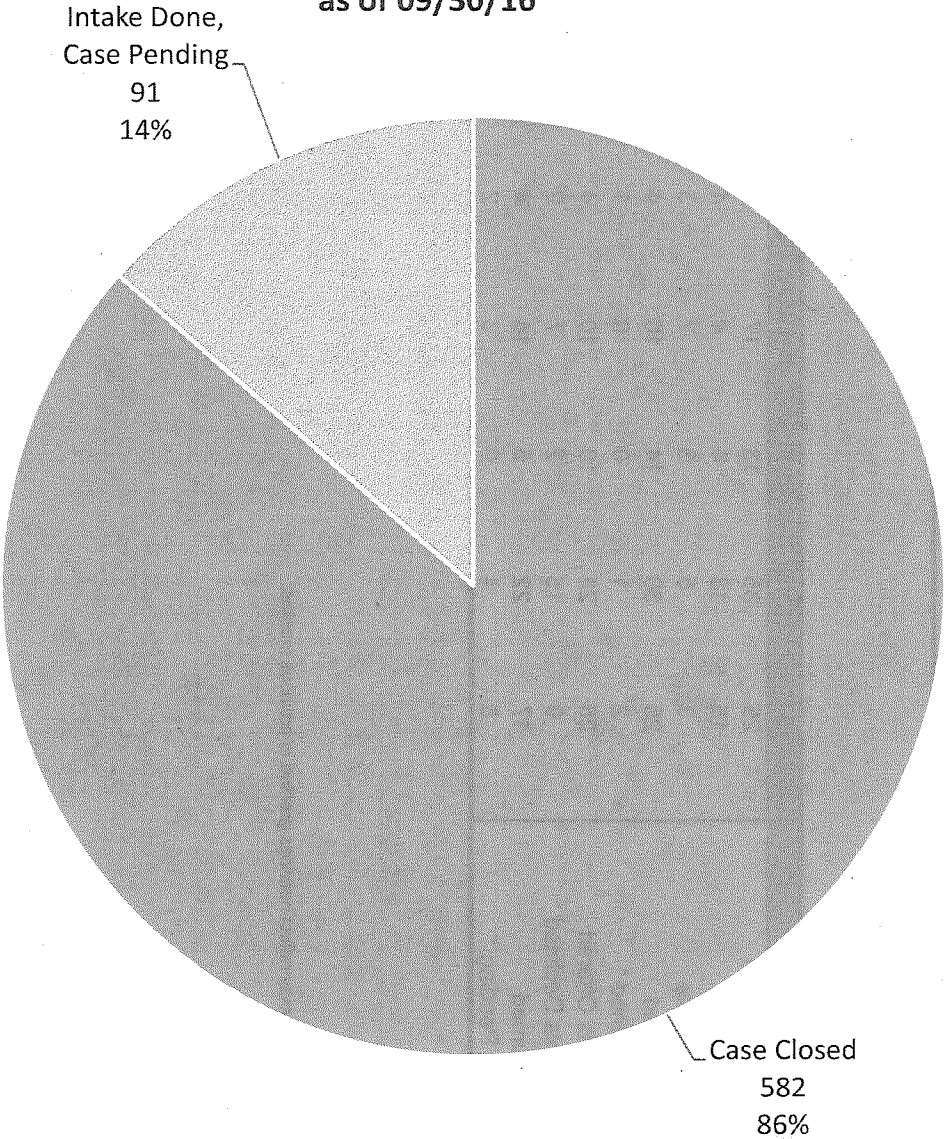
INVESTIGATIVE HEARINGS	1ST	2ND	JUL	AUG	SEP	4TH	YTD
Requests for Hearing	4	11	2	1	4	--	22
Hearings Granted	0	0	0	0	0	--	0
Requests Denied	2	9	2	1	4	--	18
Hearings Pending*	0	0	0	0	0	--	0
Hearings Held	0	0	0	0	0	--	0
Reopened	1	1	0	0	0	--	2

MEDIATIONS	1ST	2ND	JUL	AUG	SEP	4TH	YTD
New Eligible Cases	25	35	13	17	6	--	96
Cases Mediated	15	13	4	4	4	--	40
Officers Ineligible	3	5	3	7	3	--	21
Officers Offered	25	30	14	10	4	--	83
Officers Declined *	2	1	0	0	1	--	4
Complainants Offered	26	28	10	10	4	--	78
Complainants Declined *	9	15	2	7	0	--	33
Cases Returned	17	22	5	14	4	--	62
Mediations Pending *	5	4	0	3	2	--	2

* Action specified may reflect hearings granted in previous months.

Status of OCC Cases - Year 2015

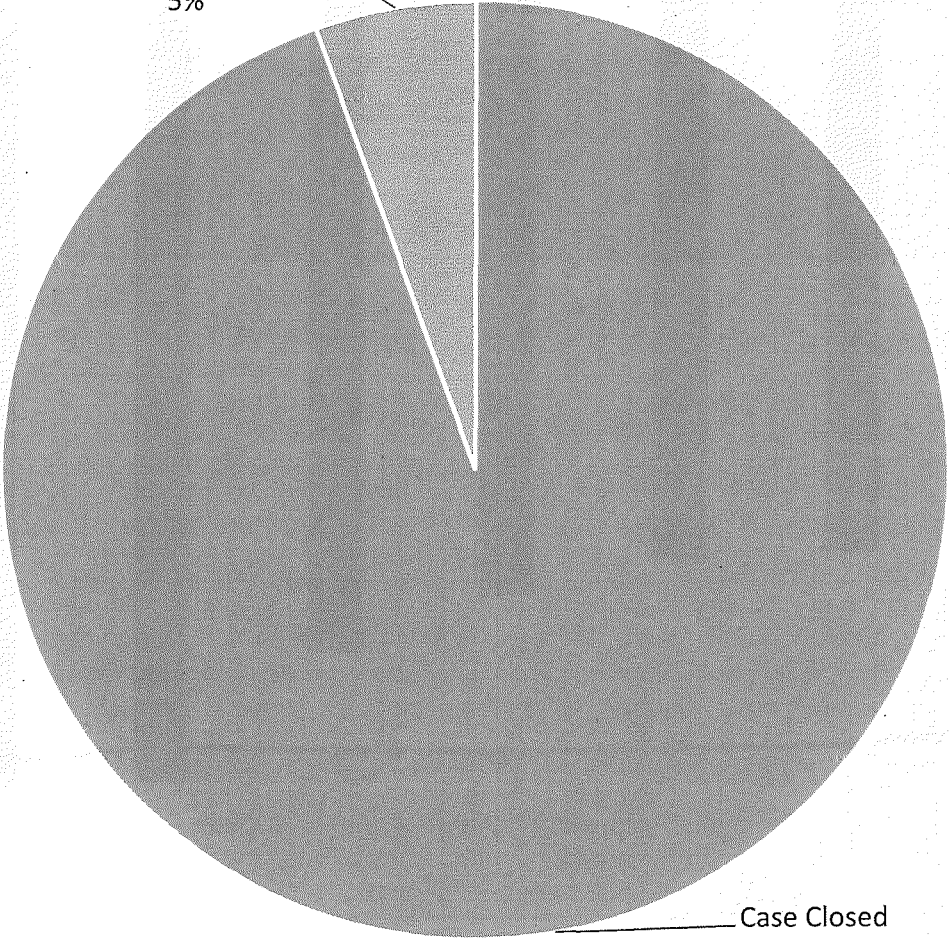
as of 09/30/16



Status of OCC Cases - Year 2014

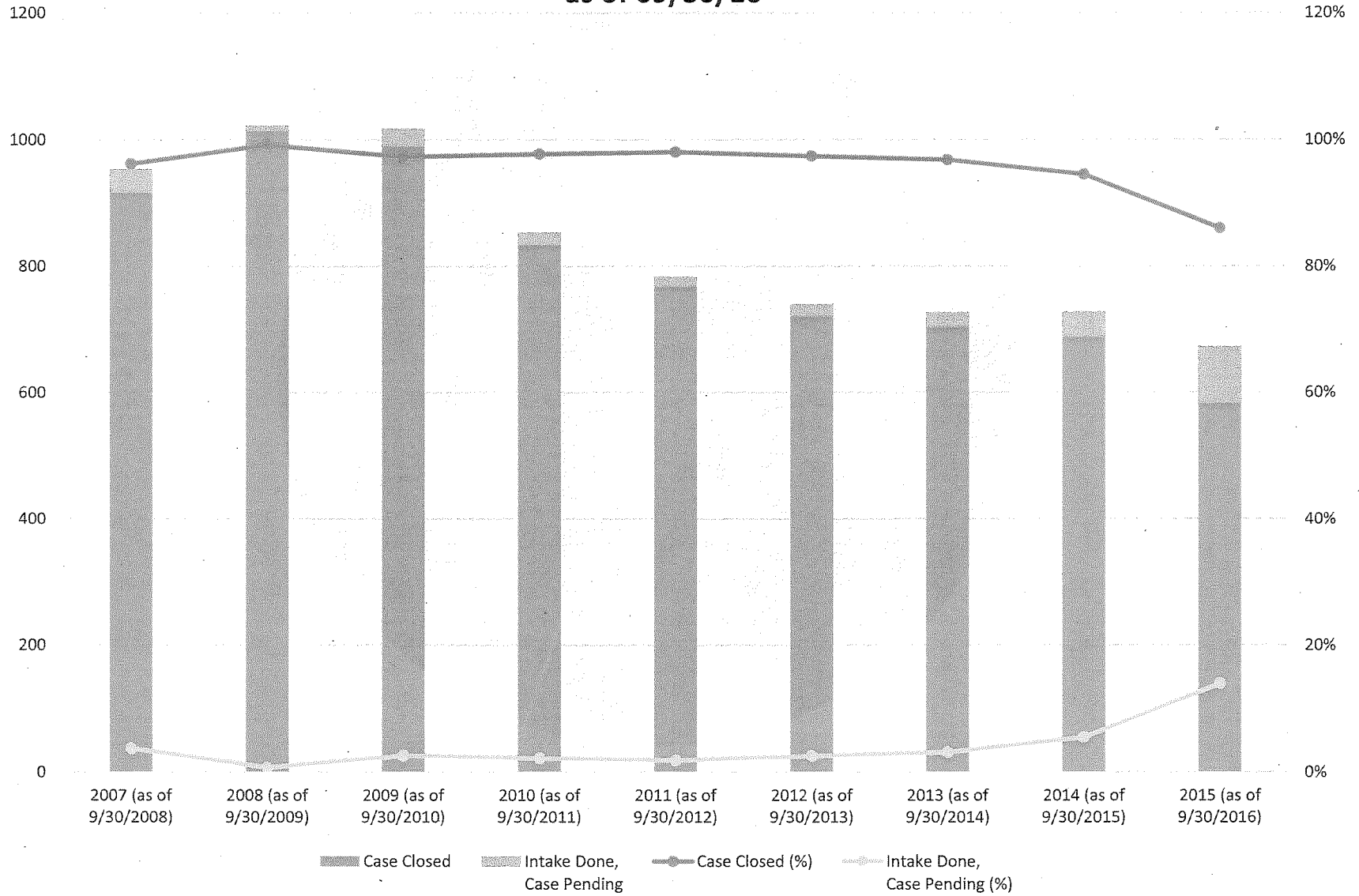
as of 9/30/15

Intake Done,
Case Pending
40
5%



Case Closed
688
95%

Status of OCC Cases - Year 2015 as of 09/30/16



STATUS OF OCC COMPLAINTS - YEAR 2015
as of 09/30/16



Case #	Received	Intake Done	Days Elapsed	Review Done	Days Elapsed	Closed	Days Elapsed	Total Days/Status	Synopsis of Case	Sent to MCD
0001-15	01/02/2015	01/17/2015	15	09/28/2015	254	10/21/2015	23	292 - SUSTAINED	INAPPROPRIATE BEHAVIOR AND COMMENTS	10/21/2015
0002-15	01/02/2015	01/17/2015	15	04/16/2015	89	04/16/2015	0	104 - CLOSED	INAPPROPRIATE BEHAVIOR AND COMMENTS/RACIAL BIAS	
0003-15	01/05/2015	02/03/2015	29	07/17/2015	164	07/20/2015	3	196 - CLOSED	RS FOR EPITHET/UA FOR CITE/CRD FOR THREAT	
0004-15	01/05/2015	01/07/2015	2	01/07/2015	0	01/13/2015	6	8 - INFO ONLY	INFORMATION ONLY	
0005-15	01/07/2015	02/20/2015	44	07/06/2015	136	07/06/2015	0	180 - MEDIATED	INAPPROPRIATE BEHAVIOR AND COMMENTS	
0006-15	01/08/2015	01/22/2015	14	12/11/2015	323	12/16/2015	5	342 - SUSTAINED	UNWARRANTED DETENTION/CITE/FORCE	
0007-15	01/08/2015	01/26/2015	18	12/15/2015	323	12/17/2015	2	343 - SUSTAINED	FILED FALSE CHARGES	12/18/2015
0008-15	01/08/2015	01/29/2015	21	06/01/2016	489	06/07/2016	6	516 - CLOSED	OFFICER WROTE INACCURATE TRAFFIC COLLISION REPORT	
0009-15	01/09/2015	01/28/2015	19	04/21/2015	83	04/22/2015	1	103 - CLOSED	INAPPROPRIATE BEHAVIOR	
0010-15	01/12/2015	01/27/2015	15	06/03/2015	127	06/09/2015	6	148 - CLOSED	YELLED WHILE GIVING UNJUSTIFIED TICKET	
0011-15	01/09/2015	01/27/2015	18	12/10/2015	317	12/10/2015	0	335 - CLOSED	DETENTION/CITATION WITHOUT CAUSE	
0012-15	01/09/2015	02/01/2015	23	07/16/2015	165	07/17/2015	1	189 - CLOSED	INAPPROPRIATE BEHAVIOR & COMMENTS	
0013-15	01/12/2015	01/26/2015	14	07/15/2015	170	07/16/2015	1	185 - WITHDRAWN	SEVERAL OFFICERS REFUSED TO TAKE A REPORT/TWO OFFICERS LAUGHED	
0014-15	01/12/2015	01/14/2015	2	01/14/2015	0	01/20/2015	6	8 - INFO ONLY	INFORMATION ONLY	
0015-15	01/11/2015	02/11/2015	31	06/18/2015	127	06/22/2015	4	162 - CLOSED	INAPPROPRIATE BEHAVIOR	
0016-15	01/13/2015	01/15/2015	2	01/20/2015	5	01/20/2015	0	7 - CLOSED	STOLEN CAR RECOVERED/NOT GIVEN ENOUGH TIME TO RECOUP/CAR TOWED	
0017-15	01/14/2015	01/30/2015	16	11/04/2015	278	11/10/2015	6	300 - CLOSED	Q2S WRONGFULLY ARRESTED JUVENILE IN PAST/HARASSING HIM NOW	
0018-15	01/15/2015	01/25/2015	10	04/29/2015	94	04/29/2015	0	104 - INFO ONLY	DETENTION/SEARCH WITHOUT CAUSE	
0019-15	01/15/2015	01/16/2015	1	05/06/2015	110	05/06/2015	0	111 - CLOSED	INAPPROPRIATE COMMENTS	
0020-15	01/15/2015	01/20/2015	5	07/05/2015	166	07/07/2015	2	173 - CLOSED	FAILURE TO TAKE A REPORT	
0021-15	01/15/2015	01/20/2015	5	06/30/2015	161	06/30/2015	0	166 - CLOSED	INAPPROPRIATE BEHAVIOR	
0022-15	01/15/2015	02/06/2015	22	11/24/2015	291	11/30/2015	6	319 - CLOSED	UNWARRANTED PROPERTY SEIZURE	
0023-15	01/15/2015	01/21/2015	6	03/18/2015	56	03/23/2015	5	67 - CLOSED	JAYWALK CITE	
0024-15	01/15/2015	01/22/2015	7	07/20/2015	179	07/20/2015	0	186 - CLOSED	JAYWALK CITE/RACIAL PROFILING	
0025-15	01/14/2015	01/22/2015	8	06/18/2015	147	06/22/2015	4	159 - CLOSED	INAPPROPRIATE COMMENTS AND BEHAVIOR	
0026-15	01/15/2015	01/30/2015	15	08/17/2015	199	08/17/2015	0	214 - CLOSED	FAILURE TO PROPERLY INVESTIGATE	

Case #	Received	Intake Done	Days Elapsed	Review Done	Days Elapsed	Closed	Days Elapsed	Total Days/Status	Synopsis of Case	Sent to MCD
0027-15	01/15/2015	01/26/2015	11	01/30/2015	4	02/02/2015	3	18 - CLOSED	INAPPROPRIATE BEHAVIOR	
0028-15	01/15/2015	02/17/2015	33	07/27/2015	160	07/30/2015	3	196 - CLOSED	INAPPROPRIATE COMMENTS	
0029-15	01/14/2015	02/20/2015	37	04/09/2015	48	04/10/2015	1	86 - CLOSED	FAILURE TO TAKE REQUIRED ACTION	
0030-15	01/14/2015	01/21/2015	7	01/21/2015	0	01/23/2015	2	9 - CLOSED	FORCE USED WHILE IN JAIL	
0032-15	01/17/2015	01/17/2015	0	04/30/2015	103	04/30/2015	0	103 - CLOSED	POLICE DID NOT CLEAR PROTESTERS FROM THE STREET	
0033-15	01/20/2015	02/23/2015	34	10/16/2015	235	10/19/2015	3	272 - CLOSED	FAILURE TO PROPERLY INVESTIGATE	
0034-15	01/19/2015	02/03/2015	15	12/07/2015	307	12/22/2015	15	337 - SUSTAINED	INAPP BEHAVIOR - TIPPED A WHEELCHAIR OFF CURB	12/23/2015
0035-15	01/20/2015	02/04/2015	15	11/06/2015	275	11/10/2015	4	294 - CLOSED	DETENTION WITHOUT JUSTIFICATION	
0036-15	01/21/2015	01/27/2015	6	03/06/2015	38	03/09/2015	3	47 - CLOSED	DETENTION WITHOUT JUSTIFICATION	
0037-15	01/21/2015	10/13/2015	265	02/10/2016	120	02/12/2016	2	387 - CLOSED	NUMEROUS Q2S ACTED INAPPROPRIATELY	
0038-15	01/20/2015	01/30/2015	10	03/06/2015	35	03/11/2015	5	50 - MEDIATED	INAPP BEHAVIOR/FAILURE TO TAKE REQUIRED ACTION	
0039-15	01/22/2015	01/23/2015	1	02/24/2015	32	03/05/2015	9	42 - MEDIATED	FAILED TO RESPOND TO A CALL	
0040-15	01/22/2015	02/05/2015	14	12/01/2015	299	12/22/2015	21	334 - SUSTAINED	TACKLED/SLAMMED HEAD INTO PAVEMENT/ARRESTED WITHOUT CAUSE	12/23/2015
0041-15	01/22/2015	01/23/2015	1	01/23/2015	0	01/26/2015	3	4 - INFO ONLY	INFORMATION ONLY	
0042-15	01/22/2015	01/26/2015	4	09/15/2015	232	09/15/2015	0	236 - CLOSED	FAILURE TO INVESTIGATE BASED ON AGE AND RACIAL BIAS	
0043-15	01/23/2015	02/23/2015	31	04/28/2015	64	04/28/2015	0	95 - MEDIATED	FAILED TO WRITE A REPORT	
0044-15	01/22/2015	01/22/2015	0	10/26/2015	277	10/27/2015	1	278 - CLOSED	INAPPROPRIATE BEHAVIOR	
0045-15	01/23/2015	01/23/2015	0	02/02/2015	10	02/02/2015	0	10 - CLOSED	INFORMATION ONLY	
0046-15	01/26/2015	02/05/2015	10	07/12/2016	523	07/22/2016	10	543 - CLOSED	SEARCH OF HOME WITH PROPERTY DAMAGE/INAPPROPRIATE STATEMENTS AND ACTIONS	
0047-15	01/26/2015	02/17/2015	22	01/23/2016	340	01/25/2016	2	364 - CLOSED	FAILURE TO PROPERLY INVESTIGATE	
0048-15	01/26/2015	02/23/2015	28	12/16/2015	296	01/27/2016	42	366 - CLOSED	DETENTION/PAT SEARCH/VEHICLE SEARCH/INAPPROPRIATE BEHAVIOR	
0049-15	01/26/2015	02/05/2015	10	08/12/2015	188	08/12/2015	0	198 - CLOSED	FAILED TO PROVIDE LANGUAGE LINE SERVICE	
0050-15	01/26/2015	02/06/2015	11	02/09/2016	368	02/12/2016	3	382 - CLOSED	FAILED TO ACT ON STOLEN VEHICLE REPORT INVOLVING TOW TRUCK	
0051-15	01/26/2015	02/12/2015	17	04/13/2015	60	04/13/2015	0	77 - MEDIATED	ARREST WITHOUT CAUSE	
0052-15	01/27/2015	02/17/2015	21	07/27/2016	526	08/17/2016	21	568 - CLOSED	CITATION WITHOUT CAUSE/INAPPROPRIATE COMMENTS AND BEHAVIOR	
0053-15	01/27/2015	02/02/2015	6	02/02/2015	0	02/02/2015	0	6 - INFO ONLY	INFORMATION ONLY	
0054-15	01/27/2015	02/17/2015	21	01/25/2016	342	01/25/2016	0	363 - CLOSED	FORCE/CITATION	
0055-15	01/27/2015	02/10/2015	14	03/16/2015	34	03/16/2015	0	48 - CLOSED	INAPPROPRIATE BEHAVIOR/COMMENTS	
0056-15	01/28/2015	01/28/2015	0	02/02/2015	5	02/02/2015	0	5 - WITHDRAWN	DETENTION	

Case #	Received	Intake Done	Days Elapsed	Review Done	Days Elapsed	Closed	Days Elapsed	Total Days/Status	Synopsis of Case	Sent to MCD
0057-15	01/28/2015	01/30/2015	2	07/03/2015	154	07/07/2015	4	160 - CLOSED	RUDE COMMENTS AND ORDERED COMP NOT TO SHARE ELEVATOR	
0058-15	01/29/2015	03/11/2015	41	11/08/2015	242	12/09/2015	31	314 - SUSTAINED	UNLAWFUL DETENTION AND ARREST/INFRINGING ON CONSTITUTIONAL RIGHTS	12/11/2015
0059-15	01/29/2015	02/12/2015	14	05/07/2015	84	05/07/2015	0	98 - CLOSED	INTIMIDATING PHONE CALL	
0060-15	01/26/2015	02/05/2015	10	05/19/2015	103	05/20/2015	1	114 - MEDIATED	CITATION WITHOUT CAUSE	
0061-15	02/02/2015	02/06/2015	4	02/19/2015	13	02/19/2015	0	17 - WITHDRAWN	INAPPROPRIATE BEHAVIOR/COMMENTS	
0062-15	02/02/2015	02/03/2015	1	02/19/2015	16	02/19/2015	0	17 - INFO ONLY	INFORMATION ONLY	
0063-15	02/02/2015	02/06/2015	4	03/30/2015	52	03/31/2015	1	57 - MEDIATED	INAPPROPRIATE BEHAVIOR/BIASED POLICING	
0064-15	02/03/2015	02/26/2015	23	04/22/2016	421	04/22/2016	0	444 - CLOSED	UNNECESSARY FORCE DURING AN ARREST	
0065-15	02/03/2015	02/06/2015	3	02/26/2015	20	02/27/2015	1	24 - CLOSED	DETAINED WITHOUT JUSTIFICATION	
0066-15	02/03/2015	02/23/2015	20	10/09/2015	228	10/14/2015	5	253 - CLOSED	FAILURE TO TAKE REQUIRED ACTION	
0067-15	02/04/2015	02/04/2015	0	02/19/2015	15	02/23/2015	4	19 - INFO ONLY	INFORMATION ONLY	
0068-15	02/04/2015	02/05/2015	1	02/23/2015	18	02/23/2015	0	19 - INFO ONLY	INFORMATION ONLY	
0069-15	02/05/2015	02/05/2015	0	02/11/2015	6	02/11/2015	0	6 - INFO ONLY	INFORMATION ONLY	
0070-15	02/05/2015	02/10/2015	5	09/03/2015	205	09/04/2015	1	211 - CLOSED	INAPPROPRIATE COMMENTS	
0071-15	02/09/2015	02/25/2015	16	02/25/2015	0	02/25/2015	0	16 - MERGED	USE OF UNNECESSARY FORCE DURING ARREST	
0072-15	02/09/2015	02/27/2015	18	07/16/2015	139	07/17/2015	1	158 - CLOSED	DETENTION	
0073-15	02/09/2015	02/27/2015	18	05/24/2016	452	05/30/2016	6	476 - CLOSED	MISUSE OF POLICE AUTHORITY	
0074-15	02/09/2015	02/27/2015	18	07/15/2016	504			599 - PENDING	ARREST WITHOUT CAUSE/USE OF FORCE	
0075-15	02/09/2015	02/09/2015	0	09/21/2015	224	09/21/2015	0	224 - CLOSED	DETENTION WITHOUT JUSTIFICATION	
0076-15	02/10/2015	03/03/2015	21	09/21/2015	202	09/22/2015	1	224 - CLOSED	SEARCH OF A RESIDENCE WITHOUT CAUSE	
0077-15	02/09/2015	03/04/2015	23	12/03/2015	274	12/04/2015	1	298 - CLOSED	INACCURATE TRAFFIC COLLISION REPORT/INAPPROPRIATE COMMENTS	
0078-15	02/10/2015	03/03/2015	21	11/24/2015	266	12/01/2015	7	294 - CLOSED	DETENTION WITHOUT JUSTIFICATION	
0079-15	02/10/2015	03/03/2015	21	09/21/2015	202	09/21/2015	0	223 - CLOSED	SEARCHED A RESIDENCE WITHOUT CAUSE	
0080-15	02/10/2015	02/24/2015	14	12/07/2015	286	12/09/2015	2	302 - CLOSED	FAILURE TO PROVIDE LANGUAGE ASSISTANCE/TAKE REPORT/INAPPROPRIATE BEHAVIOR/USE OF PROFANITY	
0081-15	02/11/2015	02/11/2015	0	02/18/2015	7	02/18/2015	0	7 - INFO ONLY	INFORMATION ONLY	
0082-15	02/11/2015	02/24/2015	13	12/09/2015	288	12/10/2015	1	302 - CLOSED	HARASSING THE COMPLAINANT/ARREST	
0083-15	02/11/2015	02/23/2015	12	06/15/2015	112	07/09/2015	24	148 - CLOSED	INAPPROPRIATE BEHAVIOR	
0084-15	02/09/2015	03/03/2015	22	10/27/2015	238	10/29/2015	2	262 - CLOSED	ISSUING A CITATION WITHOUT CAUSE	
0085-15	02/09/2015	02/09/2015	0	02/19/2015	10	02/19/2015	0	10 - INFO ONLY	INFORMATION ONLY	

Case #	Received	Intake Done	Days Elapsed	Review Done	Days Elapsed	Closed	Days Elapsed	Total Days/Status	Synopsis of Case	Sent to MCD
0086-15	02/12/2015	02/23/2015	11	12/22/2015	302	01/04/2016	13	326 - CLOSED	CITATION WITHOUT CAUSE AND INAPPROPRIATE BEHAVIOR/COMMENTS	
0087-15	02/12/2015	03/03/2015	19					596 - PENDING	ENTERED RESIDENCE/SEARCHED RESIDENCE/DETENTION WITHOUT JUSTIFICATION	
0088-15	02/12/2015	02/17/2015	5	02/10/2016	358	02/12/2016	2	365 - CLOSED	USED PEPPER SPRAY DURING TRAFFIC STOP/INACCURATE INCIDENT REPORT	
0089-15	02/13/2015	03/11/2015	26	02/12/2016	338	02/16/2016	4	368 - CLOSED	RACIALLY MOTIVATED DETENTION/SEARCH/CITATION AND ATTITUDE	
0090-15	02/13/2015	02/20/2015	7	03/02/2015	10	03/02/2015	0	17 - CLOSED	DID NOT CHECK CORRECTABLE VIOLATION BOX ON CITATION	
0091-15	02/11/2015	02/18/2015	7	02/18/2015	0	02/19/2015	1	8 - INFO ONLY	FAILURE TO TAKE REQUIRED ACTION	
0092-15	02/12/2015	03/02/2015	18	05/08/2015	67	05/12/2015	4	89 - MEDIATED	ISSUING A CITATION WITHOUT CAUSE/INAPPROPRIATE BEHAVIOR & COMMENTS	
0093-15	02/13/2015	02/23/2015	10	03/02/2015	7	03/02/2015	0	17 - CLOSED	USE OF FORCE	
0094-15	02/17/2015	02/27/2015	10	12/03/2015	279	12/04/2015	1	290 - CLOSED	ENTRY INTO RESIDENCE/SEARCH WITHOUT CAUSE	
0095-15	02/18/2015	02/19/2015	1	09/25/2015	218	10/30/2015	35	254 - SUSTAINED	FAILURE TO ID SELF/FAILURE TO FOLLOW DGO 5.08	10/30/2015
0096-15	02/19/2015	03/04/2015	13	10/02/2015	212	10/13/2015	11	236 - CLOSED	INAPPROPRIATE BEHAVIOR & COMMENTS/USE OF PROFANITY	
0097-15	02/19/2015	03/04/2015	13	08/28/2015	177	09/23/2015	26	216 - CLOSED	TIGHT HANDCUFFS/INAPPROPRIATE BEHAVIOR & COMMENTS	
0098-15	02/19/2015	03/06/2015	15	06/08/2015	94	06/09/2015	1	110 - MEDIATED	INAPPROPRIATE COMMENTS	
0099-15	02/18/2015	03/11/2015	21	06/18/2015	99	06/22/2015	4	124 - INFO ONLY	INAPPROPRIATE COMMENTS	
0100-15	02/21/2015	02/26/2015	5	04/28/2015	61	04/28/2015	0	66 - MEDIATED	RUDE COMMENT	
0101-15	02/23/2015	02/27/2015	4	12/22/2015	298	12/22/2015	0	302 - WITHDRAWN	INACCURATE INCIDENT REPORT/FAILURE TO WRITE AN INCIDENT REPORT	
0102-15	02/23/2015	02/24/2015	1	04/09/2015	44	04/09/2015	0	45 - CLOSED	INVALID ORDER/PROFANITY	
0103-15	02/02/2015	02/24/2015	22	02/24/2015	0	02/24/2015	0	22 - INFO ONLY	INFORMATION ONLY	
0104-15	02/12/2015	02/24/2015	12	02/24/2015	0	02/24/2015	0	12 - INFO ONLY	ROUTING BIKES INTO LANES AT CONSTRUCTION SITE	
0105-15	02/13/2015	02/24/2015	11	02/25/2015	1	02/25/2015	0	12 - INFO ONLY	HOMELESS NOT IN CONTROL IN TENDERLOIN	
0106-15	02/13/2015	02/23/2015	10	04/01/2015	37	04/13/2015	12	59 - MEDIATED	TRAFFIC CITATION W-O CAUSE	
0107-15	02/23/2015	02/23/2015	0	03/20/2015	25	03/24/2015	4	29 - INFO ONLY	ARREST/TOW/FAILURE TO REMOVE CAR FROM STOLEN VEHICLE LIST	
0108-15	02/23/2015	02/23/2015	0	02/23/2015	0	02/24/2015	1	1 - INFO ONLY	INFORMATION ONLY	
0109-15	02/24/2015	03/06/2015	10	11/18/2015	257	11/20/2015	2	269 - CLOSED	INAPPROPRIATE BEHAVIOR	
0110-15	02/24/2015	03/04/2015	8	06/29/2015	117	06/29/2015	0	125 - MEDIATED	BIASED POLICING/INAPPROPRIATE COMMENTS AND BEHAVIOR/CITATION/TOWING W-O CAUSE	
0111-15	02/24/2015	03/06/2015	10	11/18/2015	257	11/20/2015	2	269 - CLOSED	INAPPROPRIATE BEHAVIOR	
0112-15	02/25/2015	03/03/2015	6	05/28/2015	86	05/28/2015	0	92 - CLOSED	RUDE/UNWARRANTED CITE	
0113-15	02/25/2015	03/03/2015	6	07/09/2015	128	07/09/2015	0	134 - CLOSED	INAPPROPRIATE COMMENTS	
0114-15	02/25/2015	02/25/2015	0	02/29/2016	369	03/01/2016	1	370 - CLOSED	FAILURE TO INVESTIGATE/INAPPROPRIATE BEHAVIOR	

Case #	Received	Intake Done	Days Elapsed	Review Done	Days Elapsed	Closed	Days Elapsed	Total Days/Status	Synopsis of Case	Sent to MCD
0115-15	02/25/2015	03/03/2015	6	07/31/2015	150	07/31/2015	0	156 - CLOSED	UNWARRANTED DETENTION	
0116-15	02/26/2015	03/05/2015	7	03/06/2015	1	03/09/2015	3	11 - INFO ONLY	INFORMATION ONLY	
0117-15	02/27/2015	03/03/2015	4	06/26/2015	115	06/29/2015	3	122 - CLOSED	INAPPROPRIATE BEHAVIOR/BIASED POLICING	
0118-15	03/02/2015	03/23/2015	21	03/07/2016	350	03/07/2016	0	371 - CLOSED	INTERFERING WITH RIGHTS OF ONLOOKERS/INAPPROPRIATE COMMENTS	
0119-15	03/03/2015	03/06/2015	3	01/20/2016	320	02/04/2016	15	338 - SUSTAINED	INAPPROPRIATE BEHAVIOR/FAILURE TO WRITE AN INCIDENT REPORT	
0120-15	03/03/2015	03/06/2015	3	08/13/2015	160	08/14/2015	1	164 - CLOSED	HARASSMENT	
0121-15	03/02/2015	03/19/2015	17	06/17/2015	90	06/22/2015	5	112 - CLOSED	CITATION WITHOUT CAUSE	
0122-15	03/04/2015	03/12/2015	8	07/01/2015	111	07/02/2015	1	120 - CLOSED	OFFICER DID NOT PURSUE A SUSPECT WHO WAS WALKING AWAY	
0123-15	03/05/2015	03/05/2015	0	03/05/2015	0	03/09/2015	4	4 - INFO ONLY	INFORMATION ONLY	
0124-15	03/05/2015	03/11/2015	6	09/21/2015	194	09/21/2015	0	200 - CLOSED	EXTRACTED FROM VEHICLE	
0125-15	03/05/2015	03/11/2015	6	08/13/2015	155	08/14/2015	1	162 - CLOSED	DID NOT TAKE COMPLAINT	
0126-15	03/04/2015	03/25/2015	21	02/11/2016	323	02/18/2016	7	351 - SUSTAINED	UNNECESSARY FORCE	02/19/2016
0127-15	03/05/2015	03/19/2015	14	12/07/2015	263	12/08/2015	1	278 - CLOSED	INAPPROPRIATE COMMENT/FAILURE TO PROVIDE NAME-STAR NO.	
0128-15	03/06/2015	03/13/2015	7	07/13/2015	122	07/13/2015	0	129 - CLOSED	THREATENING THE COMPLAINANT	
0129-15	03/09/2015	03/26/2015	17	10/09/2015	197	10/14/2015	5	219 - CLOSED	INAPPROPRIATE BEHAVIOR DURING TRAFFIC STOP	
0130-15	03/10/2015	03/30/2015	20	03/07/2016	343	03/08/2016	1	364 - CLOSED	FAILURE TO TAKE REPORT/FAILURE TO OFFER MEDICAL TREATMENT	
0131-15	03/10/2015	03/12/2015	2	08/26/2015	167	08/27/2015	1	170 - CLOSED	647F/UF	
0132-15	03/10/2015	04/01/2015	22	01/06/2016	280	01/11/2016	5	307 - CLOSED	INAPPROPRIATE BEHAVIOR/FAILURE TO WRITE INCIDENT REPORT	
0133-15	03/11/2015	03/12/2015	1	07/27/2015	137	07/31/2015	4	142 - CLOSED	FORCE/COMMENTS	
0134-15	03/11/2015	03/18/2015	7					569 - PENDING	OIS FATALITY	
0135-15	03/11/2015	03/16/2015	5	08/18/2015	155	08/19/2015	1	161 - CLOSED	LAUGHED WITH SUSPECT	
0136-15	03/12/2015	03/31/2015	19	10/19/2015	202	01/26/2016	99	320 - CLOSED	HARASSING THE COMPLAINANT/CITATIONS	
0137-15	03/10/2015	03/10/2015	0	11/30/2015	265	12/02/2015	2	267 - CLOSED	HARASSING THE COMPLAINANT/INAPPROPRIATE COMMENTS AND BEHAVIOR	
0138-15	03/13/2015	03/13/2015	0	03/19/2015	6	03/20/2015	1	7 - INFO ONLY	INFORMATION ONLY	
0139-15	03/13/2015	03/24/2015	11	05/03/2016	406	07/18/2016	76	493 - CLOSED	USE OF FORCE/SEARCH OF A RESIDENCE	
0140-15	03/11/2015	03/16/2015	5	03/16/2015	0	03/17/2015	1	6 - MERGED	SEXUAL SLUR/FAILURE TO PROVIDE NAME AND STAR NO.	
0141-15	03/12/2015	03/25/2015	13	05/06/2015	42	05/06/2015	0	55 - CLOSED	INAPPROPRIATE COMMENTS AND BEHAVIOR	
0142-15	03/16/2015	03/19/2015	3	03/20/2015	1	03/24/2015	4	8 - INFO ONLY	INFORMATION ONLY	
0143-15	02/24/2015	04/08/2015	43	12/29/2015	265	01/04/2016	6	314 - CLOSED	HARASSING A FAMILY	

Case #	Received	Intake Done	Days Elapsed	Review Done	Days Elapsed	Closed	Days Elapsed	Total Days/Status	Synopsis of Case	Sent to MCD
0144-15	03/16/2015	04/06/2015	21	07/26/2016	477			564 - PENDING	DETENTION/SEARCH/ARREST/FORCE/VEHICLE TOW/BIASED POLICING	
0145-15	03/15/2015	03/24/2015	9					565 - PENDING	BIASED TEXTS AND FAILURE TO SUPERVISE	
0146-15	03/16/2015	04/08/2015	23	07/27/2016	476	08/17/2016	21	520 - CLOSED	ARREST	
0147-15	03/16/2015	03/26/2015	10	04/08/2015	13	04/09/2015	1	24 - CLOSED	INAPPROPRIATE BEHAVIOR AND PROFANITY	
0148-15	03/16/2015	04/01/2015	16	04/22/2015	21	04/27/2015	5	42 - CLOSED	SELECTIVE ENFORCEMENT/BIAS DUE TO RACE/THREAT/PROFANITY	
0149-15	03/16/2015	03/23/2015	7	06/18/2015	87	06/22/2015	4	98 - INFO ONLY	CITES DRIVERS IN SPEED ZONE - 36TH & FULTON	
0150-15	03/17/2015	03/30/2015	13	08/13/2015	136	08/13/2015	0	149 - CLOSED	INACCURATE REPORT	
0151-15	03/18/2015	03/26/2015	8	12/14/2015	263	12/22/2015	8	279 - SUSTAINED	ARREST WITHOUT CAUSE	12/22/2015
0152-15	03/18/2015	03/31/2015	13	08/28/2015	150	08/28/2015	0	163 - CLOSED	INAPPROPRIATE BEHAVIOR	
0153-15	03/19/2015	03/26/2015	7	09/04/2015	162	09/04/2015	0	169 - INFO ONLY	INAPPROPRIATE BEHAVIOR	
0154-15	03/20/2015	05/18/2015	59	02/09/2016	267	02/10/2016	1	327 - CLOSED	FAILURE TO PROVIDE PSYCHIATRIC TREATMENT	
0155-15	03/19/2015	04/09/2015	21	05/13/2016	400	05/30/2016	17	438 - CLOSED	UNNECESSARY FORCE AND WRITING AN INACCURATE REPORT	
0156-15	03/20/2015	03/20/2015	0	12/29/2015	284	02/16/2016	49	333 - SUSTAINED	SIGN LANGUAGE INTERPRETER	02/17/2016
0157-15	03/23/2015	03/23/2015	0	04/27/2015	35	04/28/2015	1	36 - MEDIATED	INAPPROPRIATE BEHAVIOR	
0158-15	03/24/2015	04/13/2015	20	04/13/2015	0	04/13/2015	0	20 - CLOSED	FAILURE TO TAKE REQUIRED ACTION	
0159-15	03/24/2015	04/08/2015	15	05/03/2016	391	05/30/2016	27	433 - CLOSED	INAPPROPRIATE COMMENTS	
0160-15	03/24/2015	04/08/2015	15	03/11/2016	338	03/16/2016	5	358 - SUSTAINED	FAILURE TO MAKE AN ARREST	03/16/2016
0161-15	03/25/2015	04/10/2015	16	03/08/2016	333	03/09/2016	1	350 - CLOSED	ARREST/INACCURATE REPORT	
0162-15	03/23/2015	04/02/2015	10	11/30/2015	242	12/01/2015	1	253 - CLOSED	CITE/VEHICLE SEARCH/BIASED POLICING/INAPP COMMENTS	
0163-15	03/25/2015	04/08/2015	14	01/08/2016	275	01/11/2016	3	292 - CLOSED	DETENTION/PAT SEARCH/INAPPROPRIATE BEHAVIOR	
0164-15	03/25/2015	04/08/2015	14	11/24/2015	230	11/30/2015	6	250 - CLOSED	DETENTION WITHOUT JUSTIFICATION	
0165-15	03/26/2015	04/16/2015	21	02/23/2016	313	02/23/2016	0	334 - CLOSED	DETENTION WITHOUT JUSTIFICATION/VEHICLE SEARCH W-O CAUSE	
0166-15	03/25/2015	04/02/2015	8	12/28/2015	270	01/11/2016	14	292 - CLOSED	DETENTION/UNNECESSARY FORCE	
0167-15	03/26/2015	04/15/2015	20	02/16/2016	307	02/16/2016	0	327 - SUSTAINED	DETENTION/INAPPROPRIATE COMMENTS	02/17/2016
0168-15	03/26/2015	04/02/2015	7	03/25/2016	358	08/12/2016	140	505 - CLOSED	INAPPROPRIATE BEHAVIOR/BIASED POLICING/FAILURE TO FOLLOW 8.10/ FAILURE TO SUPERVISE	
0169-15	03/27/2015	04/08/2015	12	11/30/2015	236	12/01/2015	1	249 - CLOSED	EXCESSIVE FORCE DURING AN ARREST	
0170-15	03/27/2015	04/02/2015	6	12/18/2015	260	12/29/2015	11	277 - CLOSED	EXCESSIVE FORCE DURING A CONTACT	
0171-15	03/27/2015	03/31/2015	4	01/08/2016	283	01/11/2016	3	290 - CLOSED	INAPPROPRIATE BEHAVIOR	
0172-15	03/30/2015	04/15/2015	16	08/19/2015	126	08/20/2015	1	143 - CLOSED	INAPPROPRIATE BEHAVIOR AND COMMENTS	

Case #	Received	Intake Done	Days Elapsed	Review Done	Days Elapsed	Closed	Days Elapsed	Total Days/Status	Synopsis of Case	Sent to MCD
0173-15	03/30/2015	04/15/2015	16	12/09/2015	238	12/17/2015	8	262 - SUSTAINED	THE OFFICER FAILED TO TAKE REQUIRED ACTION	12/22/2015
0174-15	03/31/2015	04/02/2015	2	05/29/2015	57	06/09/2015	11	70 - CLOSED	THREATENING BEHAVIOR AND COMMENTS/CITE W-O JUSTIFICATION	
0175-15	03/31/2015	04/15/2015	15	11/18/2015	217	11/20/2015	2	234 - CLOSED	COMMENT AND FAILURE TO PROVIDE STAR #	
0176-15	03/27/2015	03/27/2015	0	03/31/2015	4	03/31/2015	0	4 - CLOSED	"RACIST OFFICER"	
0177-15	03/31/2015	04/06/2015	6					549 - PENDING	DETENTION/SEARCH	
0178-15	04/01/2015	04/03/2015	2	09/08/2015	158	09/08/2015	0	160 - CLOSED	INAPPROPRIATE BEHAVIOR	
0179-15	03/30/2015	04/15/2015	16	08/13/2015	120	08/13/2015	0	136 - CLOSED	INAPPROPRIATE BEHAVIOR	
0180-15	04/01/2015	04/09/2015	8	12/17/2015	252	01/14/2016	28	288 - SUSTAINED	UNNECESSARY FORCE/INTENTIONAL DAMAGE OF PROPERTY/DETENTION	01/19/2016
0181-15	04/01/2015	04/10/2015	9	10/21/2015	194	10/22/2015	1	204 - CLOSED	FAILURE TO INVESTIGATE/INAPPROPRIATE BEHAVIOR/JUVENILE	
0182-15	04/02/2015	04/14/2015	12	07/25/2016	468	08/17/2016	23	503 - CLOSED	ASKED DRIVER IF DRUNK AND GAVE FIELD SOBRIETY TEST	
0183-15	04/02/2015	04/08/2015	6	04/08/2015	0	04/10/2015	2	8 - INFO ONLY	INFORMATION ONLY	
0184-15	04/02/2015	04/15/2015	13	03/29/2016	349	03/29/2016	0	362 - CLOSED	INTERFERENCE WITH ONLOOKER RIGHTS/PEPPER SPRAY	
0185-15	04/02/2015	04/03/2015	1	04/03/2015	0	04/06/2015	3	4 - INFO ONLY	INFORMATION ONLY	
0186-15	04/02/2015	04/07/2015	5	06/24/2015	78	06/25/2015	1	84 - CLOSED	INAPPROPRIATE COMMENTS	
0187-15	03/21/2015	03/21/2015	0	08/07/2015	139	08/10/2015	3	142 - CLOSED	DRIVING UNSAFELY	
0188-15	04/03/2015	04/15/2015	12	02/08/2016	299	02/18/2016	10	321 - SUSTAINED	WRITE AN INACCURATE INCIDENT REPORT	02/22/2016
0189-15	04/06/2015	04/09/2015	3	07/08/2015	90	07/09/2015	1	94 - CLOSED	INAPPROPRIATE BEHAVIOR/COMMENTS/RACIAL SLUR	
0190-15	04/02/2015	04/14/2015	12	08/19/2015	127	08/19/2015	0	139 - MEDIATED	UNWARRANTED CITATION/RUDE BEHAVIOR AND COMMENTS	
0191-15	04/07/2015	04/24/2015	17	08/17/2016	481	08/31/2016	14	512 - CLOSED	DETENTION/SEARCH	
0192-15	04/07/2015	04/15/2015	8	08/19/2015	126	08/19/2015	0	134 - MEDIATED	SEARCHED A VEHICLE WITHOUT CAUSE/INAPPROPRIATE BEHAVIOR-COMMENTS	
0193-15	04/07/2015	04/15/2015	8	08/19/2015	126	08/19/2015	0	134 - MEDIATED	DETENTION OF FIVE MEN WITHOUT CAUSE AND THREATS	
0194-15	04/08/2015	04/14/2015	6	05/15/2015	31	05/18/2015	3	40 - MEDIATED	FAILURE TO CITE	
0195-15	04/09/2015	04/24/2015	15	07/27/2016	460	08/17/2016	21	496 - CLOSED	UF DURING TRAFFIC STOP/SEARCH/DISCOURTESY/NO STAR NUMBER	
0196-15	04/08/2015	04/15/2015	7	04/15/2015	0	04/16/2015	1	8 - INFO ONLY	INFORMATION ONLY	
0197-15	04/10/2015	04/15/2015	5	04/17/2015	2	04/17/2015	0	7 - INFO ONLY	INFORMATION ONLY	
0198-15	02/24/2015	03/02/2015	6	01/29/2016	333	02/01/2016	3	342 - CLOSED	USE OF EXCESSIVE FORCE	
0199-15	04/13/2015	04/21/2015	8	05/13/2016	388	05/30/2016	17	413 - CLOSED	RACIAL SLUR/PROFANITY/DETENTION/INAPPROPRIATE BEHAVIOR AND COMMENTS	
0200-15	04/19/2015	04/23/2015	4	07/17/2015	85	07/21/2015	4	93 - CLOSED	FAILURE TO PROPERLY INVESTIGATE	
0201-15	04/13/2015	04/16/2015	3	04/16/2015	0	04/16/2015	0	3 - INFO ONLY	INFORMATION ONLY	

Case #	Received	Intake Done	Days Elapsed	Review Done	Days Elapsed	Closed	Days Elapsed	Total Days/Status	Synopsis of Case	Sent to MCD
0202-15	04/13/2015	04/16/2015	3	04/17/2015	1	04/17/2015	0	4 - INFO ONLY	INFORMATION ONLY	
0203-15	04/13/2015	04/13/2015	0	04/17/2015	4	04/17/2015	0	4 - INFO ONLY	INFORMATION ONLY	
0204-15	04/13/2015	05/06/2015	23	03/07/2016	306	03/24/2016	17	346 - SUSTAINED	TRAFFIC STOP/SEARCH	
0205-15	04/13/2015	04/16/2015	3	04/16/2015	0	04/17/2015	1	4 - CLOSED	ARREST	
0206-15	04/19/2015	04/20/2015	1	08/14/2015	116	08/14/2015	0	117 - CLOSED	HARASSING THE COMPLAINANT	
0207-15	04/14/2015	04/27/2015	13	04/27/2015	0	04/27/2015	0	13 - CLOSED	FAILURE TO TAKE REQUIRED ACTION	
0208-15	04/15/2015	04/27/2015	12	03/01/2016	309	03/15/2016	14	335 - CLOSED	INAPPROPRIATE COMMENTS	
0209-15	04/15/2015	04/27/2015	12	03/16/2016	324	03/22/2016	6	342 - SUSTAINED	THE OFFICER FAILED TO TAKE A POLICE REPORT/MAKE A CITIZEN'S ARREST	03/23/2016
0210-15	04/16/2015	04/21/2015	5	04/21/2015	0	04/22/2015	1	6 - INFO ONLY	INFORMATION ONLY	
0211-15	04/17/2015	04/23/2015	6	04/23/2015	0	04/27/2015	4	10 - INFO ONLY	INFORMATION ONLY	
0212-15	04/17/2015	05/14/2015	27	03/14/2016	305	03/16/2016	2	334 - CLOSED	DETENTION WITHOUT JUSTIFICATION/INAPPROPRIATE COMMENTS	
0213-15	04/17/2015	05/13/2015	26	05/02/2016	355	05/27/2016	25	406 - CLOSED	INAPPROPRIATE BEHAVIOR/FAILURE TO TAKE REQUIRED ACTION	
0214-15	04/20/2015	04/23/2015	3	03/08/2016	320	03/11/2016	3	326 - SUSTAINED	CONSPIRACY/DID NOT LEAVE IR/DID NOT OBTAIN VIDEO	
0215-15	04/20/2015	04/21/2015	1	10/21/2015	183	10/21/2015	0	184 - CLOSED	TOWING CAR UNRELATED TO CRIMINAL ACTIVITY	
0216-15	04/20/2015	04/23/2015	3	06/06/2015	44	06/09/2015	3	50 - MEDIATED	FAILED TO PROPERLY INVESTIGATE/RACIAL BIAS	
0217-15	04/20/2015	05/13/2015	23	09/02/2016	478	09/02/2016	0	501 - CLOSED	INACCURATE REPORT	
0218-15	04/22/2015	05/12/2015	20	08/07/2015	87	08/10/2015	3	110 - CLOSED	INAPPROPRIATE BEHAVIOR/FAILURE TO TAKE REQUIRED ACTION	
0219-15	04/22/2015	05/07/2015	15	09/16/2015	132	09/16/2015	0	147 - CLOSED	INAPPROPRIATE BEHAVIOR AND COMMENTS/ARREST WITHOUT CAUSE	
0220-15	04/23/2015	05/14/2015	21	07/06/2015	53	07/06/2015	0	74 - MEDIATED	INACCURATE REPORT/FAILURE TO INVESTIGATE	
0221-15	04/21/2015	05/14/2015	23	02/24/2016	286	03/01/2016	6	315 - CLOSED	YELLED PROFANELY AT ONLOOKER/DETAINED VIOLENTLY	
0222-15	04/23/2015	05/14/2015	21	05/02/2016	354	05/28/2016	26	401 - CLOSED	ARREST WITHOUT CAUSE/UNNECESSARY FORCE/FAILED TO PROPERLY PROCESS PROPERTY	
0223-15	04/23/2015	05/07/2015	14	03/24/2016	322	03/24/2016	0	336 - CLOSED	INACCURATE REPORT	
0224-15	04/24/2015	05/08/2015	14	01/13/2016	250	01/13/2016	0	264 - CLOSED	FAILURE TO RESPOND PROMPTLY/DISPLAY A WEAPON WITHOUT JUSTIFICATION	
0225-15	04/27/2015	05/04/2015	7	08/28/2015	116	08/31/2015	3	126 - CLOSED	CITATION WITHOUT CAUSE	
0226-15	04/28/2015	05/04/2015	6	08/03/2015	91	08/04/2015	1	98 - CLOSED	DETENTION/FORCE	
0227-15	04/28/2015	05/04/2015	6	08/07/2015	95	08/10/2015	3	104 - CLOSED	FAILURE TO ARREST	
0228-15	04/28/2015	05/05/2015	7	08/17/2015	104	08/26/2015	9	120 - SUSTAINED	UNWARRANTED CITE/INAPPROPRIATE COMMENT	
0229-15	04/27/2015	05/01/2015	4	01/15/2016	259	01/25/2016	10	273 - CLOSED	ARREST/FORCE/COMMENTS/INVALID ORDER	
0230-15	04/27/2015	04/28/2015	1	04/28/2015	0	04/29/2015	1	2 - INFO ONLY	INFORMATION ONLY	

Case #	Received	Intake Done	Days Elapsed	Review Done	Days Elapsed	Closed	Days Elapsed	Total Days/Status	Synopsis of Case	Sent to MCD
0231-15	04/28/2015	05/13/2015	15	03/22/2016	314	03/23/2016	1	330 - CLOSED	CITATION/INAPPROPRIATE BEHAVIOR	
0232-15	04/28/2015	05/05/2015	7					521 - PENDING	UNWARRANTED ARREST/FORCE	
0233-15	04/30/2015	07/17/2015	78	03/01/2016	228	03/08/2016	7	313 - SUSTAINED	DETENTION WITHOUT JUSTIFICATION	03/09/2016
0234-15	04/30/2015	08/18/2015	110	05/03/2016	259	05/28/2016	25	394 - CLOSED	ARREST/EXCESSIVE FORCE/SEXUAL SLUR/THREAT	
0235-15	04/30/2015	05/18/2015	18	03/02/2016	289	04/08/2016	37	344 - SUSTAINED	INACCURATE REPORT	04/11/2016
0236-15	04/30/2015	05/14/2015	14	06/06/2016	389			519 - PENDING	FORCE DURING AN ARREST	
0237-15	04/30/2015	05/11/2015	11	09/04/2015	116	09/04/2015	0	127 - CLOSED	RESIDENCE SEARCH/PROFANITY/FORCE	
0238-15	04/30/2015	05/13/2015	13	03/16/2016	308	03/16/2016	0	321 - CLOSED	FORCE/COMMENT/NEGLIGENT DRIVING	
0239-15	04/30/2015	05/18/2015	18	07/07/2015	50	07/08/2015	1	69 - CLOSED	FAILURE TO TAKE REQUIRED ACTION	
0240-15	05/01/2015	05/18/2015	17	01/07/2016	234	01/11/2016	4	255 - CLOSED	FAILURE TO INVESTIGATE	
0241-15	05/01/2015	05/19/2015	18	03/02/2016	288	03/07/2016	5	311 - CLOSED	FAILURE TO TAKE REQUIRED ACTION	
0242-15	05/01/2015	05/18/2015	17	12/02/2015	198	12/07/2015	5	220 - CLOSED	INAPPROPRIATE COMMENTS	
0243-15	05/04/2015	05/05/2015	1	10/02/2015	150	10/13/2015	11	162 - CLOSED	YELLED AND SAID CITATION WAS FOR RUDE BEHAVIOR	
0244-15	04/27/2015	05/02/2015	5	06/25/2015	54	06/29/2015	4	63 - CLOSED	CITATION	
0245-15	05/04/2015	05/05/2015	1	09/11/2015	129	09/15/2015	4	134 - CLOSED	FAILURE TO OBTAIN WITNESS STATEMENTS OR VIDEO	
0246-15	05/05/2015	05/07/2015	2	12/10/2015	217	12/10/2015	0	219 - MEDIATED	CITE WITHOUT CAUSE/RACIAL BIASED POLICING	
0247-15	05/05/2015	05/13/2015	8	07/29/2015	77	07/30/2015	1	86 - WITHDRAWN	DETENTION @ GUNPOINT/FAILURE TO INVESTIGATE	
0248-15	05/07/2015	05/27/2015	20	03/05/2016	283	03/29/2016	24	327 - SUSTAINED	CITE W-O CAUSE/INAPPROPRIATE BEHAVIOR/FAILURE TO TAKE REQUIRED ACTION	03/30/2016
0249-15	05/07/2015	05/14/2015	7	05/14/2015	0	05/15/2015	1	8 - INFO ONLY	FAILURE TO TAKE REQUIRED ACTION	
0250-15	05/07/2015	05/12/2015	5	11/02/2015	174	11/03/2015	1	180 - CLOSED	INAPPROPRIATE COMMENTS/ISSUED A CITATION W-O CAUSE/USE OF PROFANITY/DISCOURTESY	
0251-15	05/07/2015	05/21/2015	14	05/16/2016	361	06/06/2016	21	396 - CLOSED	FAILURE TO TAKE REQUIRED ACTION	
0252-15	05/07/2015	05/15/2015	8	03/29/2016	319	03/29/2016	0	327 - CLOSED	INAPPROPRIATE BEHAVIOR/FAILURE TO TAKE REQUIRED ACTION	
0253-15	05/08/2015	06/11/2015	34	07/09/2015	28	07/09/2015	0	62 - WITHDRAWN	SEIZURE OF PROPERTY	
0254-15	05/08/2015	06/02/2015	25	04/07/2016	310	04/07/2016	0	335 - CLOSED	FAILURE TO TAKE REQUIRED ACTION	
0255-15	05/08/2015	05/22/2015	14					511 - PENDING	CITATION/INAPPROPRIATE COMMENTS	
0256-15	05/06/2015	05/13/2015	7	10/22/2015	162	10/22/2015	0	169 - CLOSED	FAILED TO TAKE REQUIRED ACTION	
0257-15	05/11/2015	05/13/2015	2	02/01/2016	264	02/03/2016	2	268 - CLOSED	FAILED TO TAKE REQUIRED ACTION	
0258-15	05/12/2015	06/01/2015	20	03/18/2016	291	03/23/2016	5	316 - SUSTAINED	ENTRY WITHOUT CAUSE/INAPPROPRIATE COMMENTS	03/23/2016
0259-15	05/11/2015	05/12/2015	1	09/28/2015	139	09/28/2015	0	140 - MEDIATED	AT MEETING, STRUCK ATTENDANT ON ARM TO DEMONSTRATE BATTERY	
0260-15	05/13/2015	05/29/2015	16	02/29/2016	276	04/11/2016	42	334 - SUSTAINED	SEIZED CELL PHONE/THREATENED TO ARREST/DISCOURTESY	04/14/2016

Case #	Received	Intake Done	Days Elapsed	Review Done	Days Elapsed	Closed	Days Elapsed	Total Days/Status	Synopsis of Case	Sent to MCD
0261-15	05/14/2015	05/21/2015	7	08/17/2015	88	08/17/2015	0	95 - INFO ONLY	FAILURE TO TAKE REQUIRED ACTION	
0262-15	05/14/2015	05/22/2015	8	04/06/2016	320	04/07/2016	1	329 - CLOSED	EXCESSIVE FORCE DURING A DETENTION	
0263-15	05/15/2015	05/15/2015	0	06/02/2015	18	06/09/2015	7	25 - CLOSED	CITATION WITHOUT JUSTIFICATION	
0264-15	05/18/2015	05/28/2015	10	04/18/2016	326	04/26/2016	8	344 - SUSTAINED	RUDE AND DID NOT RECEIVE CITIZENS ARREST	04/26/2016
0265-15	05/20/2015	05/27/2015	7	02/24/2016	273	03/03/2016	8	288 - SUSTAINED	FAILURE TO TAKE REQUIRED ACTION	03/04/2016
0266-15	05/20/2015	06/04/2015	15	08/24/2015	81	08/24/2015	0	96 - MEDIATED	DETENTION AT GUNPOINT WITHOUT JUSTIFICATION	
0267-15	05/21/2015	05/27/2015	6	11/03/2015	160	11/04/2015	1	167 - CLOSED	OFFICER FAILED TO TAKE A DV REPORT	
0268-15	05/18/2015	06/12/2015	25	05/06/2016	329	08/12/2016	98	452 - CLOSED	INAPPROPRIATE COMMENTS & BEHAVIOR	
0269-15	05/18/2015	06/04/2015	17	10/15/2015	133	10/16/2015	1	151 - CLOSED	ISSUING AN INVALID ORDER	
0270-15	05/18/2015	05/27/2015	9	06/12/2015	16	06/12/2015	0	25 - INFO ONLY	INFORMATION ONLY	
0271-15	05/06/2015	06/11/2015	36	04/22/2016	316	04/25/2016	3	355 - CLOSED	INAPPROPRIATE BEHAVIOR	
0272-15	05/19/2015	06/05/2015	17	04/26/2016	326	04/29/2016	3	346 - CLOSED	ARREST WITHOUT CAUSE	
0273-15	05/19/2015	06/12/2015	24	06/28/2016	382	07/01/2016	3	409 - CLOSED	UNWARRANTED ACTION/USE OF FORCE	
0274-15	05/19/2015	06/05/2015	17	07/11/2016	402	07/15/2016	4	423 - CLOSED	INAPPROPRIATE BEHAVIOR	
0275-15	05/21/2015	05/27/2015	6	12/18/2015	205	12/21/2015	3	214 - CLOSED	THREATENED THE COMPLAINANT/CITED THE COMPLAINANT'S SON W-O CAUSE	
0276-15	05/22/2015	06/08/2015	17	02/02/2016	239	02/05/2016	3	259 - CLOSED	INAPPROPRIATE BEHAVIOR/UNWARRANTED CITATION	
0277-15	05/22/2015	06/02/2015	11	05/04/2016	337	05/11/2016	7	355 - SUSTAINED	ENTRY WITHOUT CAUSE/INAPPROPRIATE COMMENTS	05/11/2016
0278-15	05/21/2015	06/09/2015	19	07/01/2015	22	07/02/2015	1	42 - CLOSED	DRIVING UNSAFELY	
0279-15	05/28/2015	05/28/2015	0	11/24/2015	180	12/01/2015	7	187 - CLOSED	FAILED TO INVESTIGATE	
0280-15	05/28/2015	05/28/2015	0	06/01/2015	4	06/09/2015	8	12 - INFO ONLY	FAILURE TO RESPOND PROMPTLY	
0281-15	05/28/2015	05/28/2015	0	07/01/2015	34	07/01/2015	0	34 - CLOSED	UNWARRANTED CITE/INAPPROPRIATE COMMENT	
0282-15	05/13/2015	06/09/2015	27	11/30/2015	174	12/01/2015	1	202 - CLOSED	INAPPROPRIATE COMMENT-BEHAVIOR/FAILED TO TAKE REQUIRED ACTION	
0283-15	05/22/2015	06/19/2015	28	08/31/2016	439	09/06/2016	6	473 - CLOSED	HANDCUFFS INJURED COMP/IGNORED DISABILITY	
0284-15	05/26/2015	06/10/2015	15	10/19/2015	131	10/21/2015	2	148 - CLOSED	DETENTION/ARREST	
0285-15	05/29/2015	06/18/2015	20	08/27/2015	70	08/28/2015	1	91 - CLOSED	RUDE ATTITUDE/DEMEANOR	
0286-15	06/01/2015	06/08/2015	7	08/26/2016	445	08/31/2016	5	457 - CLOSED	INFORMATION ONLY	
0287-15	06/01/2015	06/01/2015	0	06/03/2015	2	06/10/2015	7	9 - INFO ONLY	INFORMATION ONLY	
0288-15	06/01/2015	06/02/2015	1	06/05/2015	3	06/10/2015	5	9 - INFO ONLY	INFORMATION ONLY	
0289-15	06/02/2015	06/23/2015	21	11/02/2015	132	11/03/2015	1	154 - CLOSED	UNNECESSARY FORCE USED DURING THE DETENTION	
0290-15	06/02/2015	06/23/2015	21	05/02/2016	314	06/03/2016	32	367 - CLOSED	PUSHED/MISUSE OF POLICE AUTHORITY/ENTERING A RESIDENCE W-O CAUSE	

Case #	Received	Intake Done	Days Elapsed	Review Done	Days Elapsed	Closed	Days Elapsed	Total Days/Status	Synopsis of Case	Sent to MCD
0291-15	06/03/2015	06/11/2015	8	06/11/2015	0	06/12/2015	1	9 - CLOSED	INFORMATION ONLY	
0292-15	06/03/2015	06/23/2015	20	06/29/2016	372	07/14/2016	15	407 - CLOSED	TWISTED FINGER	
0293-15	06/01/2015	06/03/2015	2	06/04/2015	1	06/09/2015	5	8 - INFO ONLY	INFORMATION ONLY	
0294-15	06/03/2015	07/01/2015	28	05/16/2016	320	08/12/2016	88	436 - SUSTAINED	TRAFFIC STOP/BIASED POLICING/NEGLIGENT DRIVING	08/12/2016
0295-15	06/03/2015	06/29/2015	26	06/01/2016	338	06/07/2016	6	370 - CLOSED	CONFISCATED HOMELESS PROPERTY AND GLOATED	
0296-15	06/04/2015	06/09/2015	5	05/20/2016	346	05/30/2016	10	361 - CLOSED	DETENTION W-O JUSTIFICATION/FAILURE TO PROVIDE NAME-STAR NO.	
0297-15	06/04/2015	06/17/2015	13	05/09/2016	327	05/23/2016	14	354 - SUSTAINED	DETENTION @ GUNPOINT/THREATENING BEHAVIOR-COMMENTS	05/24/2016
0298-15	06/04/2015	06/04/2015	0	06/23/2015	19	06/23/2015	0	19 - CLOSED	ARREST W-O CAUSE	
0299-15	06/05/2015	06/08/2015	3	06/08/2015	0	06/12/2015	4	7 - INFO ONLY	INFORMATION ONLY	
0300-15	06/03/2015	06/26/2015	23	07/15/2015	19	07/16/2015	1	43 - INFO ONLY	ENTERED A RESIDENCE WITHOUT CAUSE	
0301-15	06/05/2015	06/08/2015	3	08/05/2015	58	08/06/2015	1	62 - CLOSED	INAPPROPRIATE BEHAVIOR/CITATION	
0302-15	06/05/2015	06/09/2015	4	03/24/2016	289	03/24/2016	0	293 - CLOSED	INAPPROPRIATE THREATENING BEHAVIOR	
0303-15	06/05/2015	06/08/2015	3	05/23/2016	350	06/07/2016	15	368 - CLOSED	FAILURE TO INVESTIGATE	
0304-15	06/08/2015	06/17/2015	9	05/13/2016	331	05/27/2016	14	354 - SUSTAINED	INAPPROPRIATE BEHAVIOR/UNNECESSARY FORCE/SEARCH OF VEHICLE W-O CAUSE	05/27/2016
0305-15	06/05/2015	07/08/2015	33	10/22/2015	106	10/23/2015	1	140 - CLOSED	ARREST	
0306-15	06/08/2015	06/22/2015	14					480 - PENDING	UNNECESSARY FORCE/ARREST WITHOUT CAUSE	
0307-15	06/08/2015	06/16/2015	8	02/26/2016	255	03/07/2016	10	273 - SUSTAINED	ARRESTED W-O CAUSE/STOLEN VEHICLE	03/08/2016
0308-15	06/08/2015	06/17/2015	9	09/10/2015	85	09/10/2015	0	94 - CLOSED	647F-DRUNK IN PUBLIC/IMPROPER CUFFING/INAPPROPRIATE BEHAVIOR	
0309-15	06/09/2015	06/25/2015	16	02/08/2016	228	02/25/2016	17	261 - SUSTAINED	CITATION WITHOUT CAUSE/INAPPROPRIATE COMMENTS	02/25/2016
0310-15	06/10/2015	07/07/2015	27	05/19/2016	317	05/28/2016	9	353 - CLOSED	CITATION WITHOUT CAUSE/INAPPROPRIATE BEHAVIOR	
0311-15	06/10/2015	06/10/2015	0	06/18/2015	8	06/22/2015	4	12 - INFO ONLY	INFORMATION ONLY	
0312-15	06/10/2015	07/07/2015	27	01/15/2016	192	01/21/2016	6	225 - CLOSED	FAILURE TO PROPERLY INVESTIGATE	
0313-15	06/10/2015	06/10/2015	0	06/11/2015	1	06/11/2015	0	1 - INFO ONLY	INFORMATION ONLY	
0314-15	06/09/2015	07/01/2015	22	06/20/2016	355	06/26/2016	6	383 - CLOSED	INAPPROPRIATE COMMENT/BIASED POLICING	
0315-15	06/08/2015	06/16/2015	8	08/19/2015	64	08/19/2015	0	72 - MEDIATED	IMPROPER DRIVING	
0316-15	06/11/2015	06/18/2015	7	07/23/2015	35	07/23/2015	0	42 - CLOSED	ISSUED AN INVALID ORDER	
0317-15	06/11/2015	07/01/2015	20	07/25/2016	390	08/12/2016	18	428 - CLOSED	INAPPROPRIATE BEHAVIOR/COMMENTS	
0318-15	06/15/2015	07/01/2015	16	07/01/2015	0	07/01/2015	0	16 - WITHDRAWN	UNNECESSARY FORCE/ARREST WITHOUT CAUSE	
0319-15	06/15/2015	08/03/2015	49	05/27/2016	298	05/31/2016	4	351 - SUSTAINED	DETENTION W-O JUSTIFICATION/TIGHT HANDCUFFS	05/31/2016
0320-15	06/16/2015	06/19/2015	3					472 - PENDING	FAILURE TO PROPERLY INVESTIGATE/CITATION WITHOUT CAUSE	

Case #	Received	Intake Done	Days Elapsed	Review Done	Days Elapsed	Closed	Days Elapsed	Total Days/Status	Synopsis of Case	Sent to MCD
0321-15	06/15/2015	02/02/2016	232					473 - PENDING	FAILURE TO PROPERLY PROCESS PROPERTY	
0322-15	06/17/2015	07/01/2015	14	05/27/2016	331	06/06/2016	10	355 - SUSTAINED	BIAS AND THREAT	06/06/2016
0323-15	06/18/2015	07/01/2015	13	04/29/2016	303	05/31/2016	32	348 - CLOSED	ISSUED A CITATION WITHOUT CAUSE/ENGAGED IN INAPPROPRIATE COMMENTS AND BEHAVIOR	
0324-15	06/18/2015	07/01/2015	13	04/01/2016	275	04/01/2016	0	288 - CLOSED	SEARCHED POCKETS AND ARRESTED COMP WITHOUT CAUSE	
0325-15	06/18/2015	07/02/2015	14					470 - PENDING	DETAINED COMP WITHOUT JUSTIFICATION/USED UNNECESSARY FORCE	
0326-15	06/19/2015	07/08/2015	19	07/08/2015	0	07/09/2015	1	20 - CLOSED	OFFICERS FAILED TO FOLLOW UP WITH THE COMP	
0327-15	06/19/2015	06/24/2015	5	06/24/2015	0	06/25/2015	1	6 - INFO ONLY	FAILED TO RESPOND TO A CALL	
0328-15	06/19/2015	07/13/2015	24	09/21/2015	70	09/21/2015	0	94 - MEDIATED	FAILED TO FOLLOW UP BY INSPECTOR	
0329-15	06/22/2015	07/16/2015	24	08/07/2015	22	08/10/2015	3	49 - CLOSED	INAPPROPRIATE COMMENTS	
0330-15	06/23/2015	07/14/2015	21	10/09/2015	87	10/15/2015	6	114 - INFO ONLY	INFORMATION ONLY	
0331-15	06/17/2015	07/23/2015	36	12/23/2015	153	12/28/2015	5	194 - WITHDRAWN	FORCE/DETENTION	
0332-15	06/23/2015	07/10/2015	17	05/31/2016	326	06/06/2016	6	349 - CLOSED	FORCE/PROFANITY	
0333-15	06/25/2015	07/14/2015	19	12/02/2015	141	12/02/2015	0	160 - CLOSED	INAPPROPRIATE COMMENTS AND BEHAVIOR	
0334-15	06/25/2015	07/15/2015	20	02/08/2016	208	02/22/2016	14	242 - CLOSED	ARREST WITHOUT CAUSE/DISCRIMINATION	
0335-15	06/25/2015	07/14/2015	19	07/12/2016	364	08/08/2016	27	410 - CLOSED	ARREST W-O CAUSE/TOWING A CAR W-O JUSTIFICATION/DISCRIMINATION	
0336-15	06/25/2015	07/05/2015	10	08/24/2015	50	08/24/2015	0	60 - MEDIATED	CITE/INAPP BEHAVIOR	
0337-15	06/26/2015	07/01/2015	5	03/29/2016	272	03/29/2016	0	277 - CLOSED	EXCESSIVE FORCE DURING A RESPONSE	
0338-15	06/16/2015	06/26/2015	10	06/26/2015	0	06/29/2015	3	13 - INFO ONLY	INFORMATION ONLY	
0339-15	06/26/2015	07/09/2015	13	06/17/2016	344	06/26/2016	9	366 - CLOSED	OFFICERS TRIED TO INFLUENCE WITNESS STATEMENTS	
0340-15	06/26/2015	07/20/2015	24	03/04/2016	228	03/08/2016	4	256 - CLOSED	TRAFFIC STOP/SEARCH/INAPPROPRIATE BEHAVIOR	
0341-15	06/29/2015	07/08/2015	9	11/30/2015	145	11/30/2015	0	154 - CLOSED	RUDE	
0342-15	06/29/2015	07/08/2015	9	07/09/2015	1	07/09/2015	0	10 - INFO ONLY	SURVEILLANCE	
0343-15	03/12/2015	07/22/2015	132	05/09/2016	292	05/30/2016	21	445 - CLOSED	BIASED POLICING/INAPPROPRIATE COMMENTS AND BEHAVIOR	
0344-15	06/30/2015	07/20/2015	20	07/18/2016	364	08/12/2016	25	409 - CLOSED	PROLONGED DETENTION/RUDE MANNER	
0345-15	06/30/2015	07/09/2015	9	08/12/2015	34	08/12/2015	0	43 - MEDIATED	DID NOT ENFORCE SMOKING ORDINANCE	
0346-15	06/30/2015	08/03/2015	34	03/08/2016	218	03/09/2016	1	253 - CLOSED	INAPPROPRIATE BEHAVIOR/FAILURE TO WRITE ACCURATE CITATION	
0347-15	06/30/2015	07/20/2015	20	07/28/2016	372	08/17/2016	22	414 - CLOSED	DID NOT ENFORCE TRAFFIC LAW	
0348-15	06/30/2015	07/27/2015	27	09/28/2015	63	09/28/2015	0	90 - MEDIATED	DETENTION/DISPLAYED WEAPON AT GUNPOINT/INAPPROPRIATE BEHAVIOR	
0349-15	07/01/2015	08/03/2015	33	06/21/2016	323	06/26/2016	5	361 - CLOSED	DETENTION WITHOUT CAUSE/UNNECESSARY FORCE	
0350-15	07/01/2015	07/20/2015	19	08/14/2015	25	08/19/2015	5	49 - INFO ONLY	TOLD WHEELCHAIR ATTENDANT TO LEAVE COMP STRANDED/FAILED TO PROVIDE NAME	

Case #	Received	Intake Done	Days Elapsed	Review Done	Days Elapsed	Closed	Days Elapsed	Total Days/Status	Synopsis of Case	Sent to MCD
0351-15	06/30/2015	07/15/2015	15	11/02/2015	110	11/02/2015	0	125 - CLOSED	INAPPROPRIATE COMMENTS	
0352-15	07/01/2015	08/06/2015	36	05/27/2016	295	06/09/2016	13	344 - SUSTAINED	FAILURE TO TAKE REQUIRED ACTION	06/09/2016
0353-15	07/01/2015	08/03/2015	33	06/24/2016	326	07/01/2016	7	366 - CLOSED	SEIZURE WITHOUT JUSTIFICATION/INAPPROPRIATE BEHAVIOR-COMMENTS	
0354-15	06/17/2015	07/20/2015	33	01/28/2016	192	02/01/2016	4	229 - CLOSED	DETENTION WITHOUT JUSTIFICATION/BIASED POLICING	
0355-15	07/02/2015	07/10/2015	8	07/10/2015	0	07/10/2015	0	8 - MERGED	CITATION/INAPPROPRIATE COMMENTS	
0356-15	07/02/2015	07/15/2015	13	02/01/2016	201	02/03/2016	2	216 - CLOSED	ARREST WITHOUT CAUSE/DAMAGED & FAILED TO PROCESS PROPERTY	
0357-15	07/03/2015	07/22/2015	19	12/29/2015	160	12/30/2015	1	180 - CLOSED	FAILURE TO WRITE REPORT/BIASED POLICING DUE TO RACE	
0358-15	07/01/2015	08/11/2015	41					457 - PENDING	FAILURE TO TAKE REQUIRED ACTION	
0359-15	07/06/2015	07/13/2015	7					452 - PENDING	INAPPROPRIATE BEHAVIOR/PROFANITY	
0360-15	07/06/2015	02/01/2016	210					452 - PENDING	ENTRY/SEARCH/HARASSING COMP	
0361-15	07/07/2015	07/20/2015	13	03/18/2016	242	03/18/2016	0	255 - CLOSED	RUDE COMMENTS AND BEHAVIOR/RACIAL BIAS	
0362-15	07/07/2015	07/07/2015	0	08/06/2015	30	08/06/2015	0	30 - CLOSED	FAILURE TO COMPLY WITH DGO 5.20	
0363-15	07/08/2015	07/08/2015	0					450 - PENDING	CITATION WITHOUT JUSTIFICATION	
0364-15	07/08/2015	09/04/2015	58	05/24/2016	263	05/30/2016	6	327 - CLOSED	DETENTION WITHOUT JUSTIFICATION	
0365-15	07/08/2015	07/15/2015	7	07/15/2015	0	07/23/2015	8	15 - INFO ONLY	INFORMATION ONLY	
0366-15	07/09/2015	08/21/2015	43	07/26/2016	340	08/17/2016	22	405 - CLOSED	FAILURE TO FOLLOW DV PROCEDURES/BIASED POLICING	
0367-15	07/10/2015	07/14/2015	4	07/14/2015	0	07/15/2015	1	5 - CLOSED	INFORMATION ONLY	
0368-15	07/09/2015	07/28/2015	19	06/28/2016	336	06/29/2016	1	356 - SUSTAINED	FAILURE TO TAKE REQUIRED ACTION	06/29/2016
0369-15	07/10/2015	07/15/2015	5	07/15/2015	0	07/15/2015	0	5 - INFO ONLY	WRONGFUL ORDER	
0370-15	07/13/2015	07/20/2015	7	04/08/2016	263	08/12/2016	126	396 - CLOSED	TRAFFIC STOP OF BICYCLIST/INAPPROPRIATE BEHAVIOR	
0371-15	07/09/2015	08/05/2015	27	06/08/2016	308	06/14/2016	6	341 - SUSTAINED	CITATION/INACCURATE REPORT	06/15/2016
0372-15	07/14/2015	07/16/2015	2	07/16/2015	0	07/17/2015	1	3 - INFO ONLY	INFORMATION ONLY	
0373-15	07/15/2015	07/16/2015	1	04/01/2016	260	04/04/2016	3	264 - CLOSED	PROFANITY AND INVALID ORDER	
0374-15	07/15/2015	07/20/2015	5	04/16/2016	271	04/18/2016	2	278 - CLOSED	BIASED POLICING/CITE WITHOUT CAUSE	
0375-15	07/15/2015	08/07/2015	23					443 - PENDING	RESIDENCE SEARCH	
0376-15	07/16/2015	08/03/2015	18					442 - PENDING	UNNECESSARY FORCE/RACIAL SLUR	
0377-15	07/16/2015	07/20/2015	4	02/09/2016	204	02/18/2016	9	217 - CLOSED	INTENTIONALLY DAMAGED PROPERTY/FAILURE TO TAKE REQUIRED ACTION	
0378-15	07/16/2015	08/05/2015	20	07/19/2016	349	08/12/2016	24	393 - CLOSED	FAILURE TO TAKE REQUIRED ACTION	
0379-15	07/16/2015	07/17/2015	1	07/17/2015	0	07/20/2015	3	4 - INFO ONLY	INFORMATION ONLY	
0380-15	07/17/2015	08/05/2015	19					441 - PENDING	ARREST WITHOUT CAUSE	

Case #	Received	Intake Done	Days Elapsed	Review Done	Days Elapsed	Closed	Days Elapsed	Total Days/Status	Synopsis of Case	Sent to MCD
0381-15	07/21/2015	08/07/2015	17	04/28/2016	265	04/29/2016	1	283 - CLOSED	INAPPROPRIATE BEHAVIOR/ENTRY WITHOUT CAUSE	
0382-15	07/21/2015	08/04/2015	14	09/21/2015	48	09/21/2015	0	62 - MEDIATED	FAILURE TO TAKE REQUIRED ACTION	
0383-15	07/20/2015	08/07/2015	18	07/05/2016	333	07/14/2016	9	360 - CLOSED	INAPPROPRIATE BEHAVIOR/FAILED TO TAKE A REPORT	
0384-15	07/21/2015	08/10/2015	20	01/21/2016	164	01/25/2016	4	188 - INFO ONLY	CITATION WITHOUT CAUSE/INAPPROPRIATE COMMENTS & BEHAVIOR	
0385-15	07/21/2015	08/11/2015	21	07/12/2016	336	07/18/2016	6	363 - CLOSED	INAPPROPRIATE BEHAVIOR/DETENTION WITHOUT CAUSE	
0386-15	07/23/2015	08/11/2015	19					435 - PENDING	EXCESSIVE FORCE DURING A RESPONSE	
0387-15	07/23/2015	03/11/2016	232	03/26/2016	15	03/28/2016	2	249 - CLOSED	SELECTIVE ENFORCEMENT	
0388-15	07/24/2015	07/27/2015	3	12/28/2015	154	12/28/2015	0	157 - CLOSED	647F-DRUNK IN PUBLIC/IMPROPER CUFFING	
0389-15	07/24/2015	07/24/2015	0	07/27/2015	3	07/30/2015	3	6 - INFO ONLY	STALKED BY POLICE	
0390-15	07/24/2015	07/27/2015	3	04/21/2016	269	04/25/2016	4	276 - CLOSED	UNWARRANTED ARREST/FORCE	
0391-15	07/24/2015	08/11/2015	18	01/25/2016	167	01/25/2016	0	185 - CLOSED	INAPPROPRIATE BEHAVIOR/CITATION WITHOUT CAUSE	
0392-15	07/27/2015	08/21/2015	25	02/01/2016	164	02/01/2016	0	189 - MEDIATED	FAILURE TO TAKE REQUIRED ACTION	
0393-15	07/27/2015	08/25/2015	29	08/03/2016	344	08/17/2016	14	387 - CLOSED	EXCESSIVE FORCE DURING TRAFFIC STOP/UNWARRANTED ARREST	
0394-15	07/27/2015	08/25/2015	29	06/13/2016	293	06/24/2016	11	333 - CLOSED	INAPPROPRIATE COMMENT	
0395-15	07/28/2015	08/12/2015	15	06/04/2016	297	06/21/2016	17	329 - SUSTAINED	REFUSED TO TAKE REPORT	06/27/2016
0396-15	07/28/2015	02/02/2016	189	05/02/2016	90	05/28/2016	26	305 - CLOSED	ALLOWED BATTERERS TO WALK AWAY/FAILED TO MAKE ARREST	
0397-15	07/29/2015	08/10/2015	12	06/07/2016	302	06/24/2016	17	331 - CLOSED	INAPPROPRIATE BEHAVIOR	
0398-15	07/30/2015	08/12/2015	13	07/06/2016	329	07/22/2016	16	358 - CLOSED	INAPPROPRIATE BEHAVIOR/DETENTION WITHOUT CAUSE/ISSUING A CITATION WITHOUT CAUSE/DISPLAYING A FIREARM WITHOUT CAUSE/INTIMIDATING MANNER	
0399-15	07/30/2015	08/13/2015	14	12/21/2015	130	12/21/2015	0	144 - CLOSED	ISSUING CITATION W-O CAUSE/INAPPROPRIATE BEHAVIOR-COMMENTS	
0400-15	07/30/2015	08/06/2015	7	07/07/2016	336	08/17/2016	41	384 - CLOSED	CITATION WITHOUT CAUSE/USE OF FORCE	
0401-15	07/31/2015	08/11/2015	11	10/19/2015	69	10/19/2015	0	80 - MEDIATED	ENTERING RESIDENCE W-O CAUSE/SEARCHING RESIDENCE W-O CAUSE/SEARCHING PERSONAL PROPERTY W-O CAUSE/INAPPROPRIATE BEHAVIOR	
0402-15	07/31/2015	02/02/2016	186					427 - PENDING	INAPPROPRIATE BEHAVIOR	
0403-15	07/31/2015	10/22/2015	83	04/15/2016	176	04/15/2016	0	259 - MERGED	UA/INAPPROPRIATE BEHAVIOR	
0404-15	07/31/2015	08/19/2015	19	09/07/2015	19	09/07/2015	0	38 - INFO ONLY	INFORMATION ONLY	
0405-15	08/03/2015	08/06/2015	3	11/12/2015	98	11/13/2015	1	102 - CLOSED	INAPPROPRIATE BEHAVIOR	
0406-15	08/04/2015	08/21/2015	17	08/03/2016	348	08/17/2016	14	379 - CLOSED	ARREST WITHOUT CAUSE/FORCE/ILLEGAL SEARCH/RACIAL PROFILING	
0407-15	08/04/2015	08/21/2015	17	07/22/2016	336	08/17/2016	26	379 - CLOSED	EXCESSIVE USE OF FORCE/ARREST WITHOUT CAUSE	
0408-15	08/05/2015	08/06/2015	1	11/05/2015	91	11/09/2015	4	96 - CLOSED	NEGLIGENT DRIVING-NEARLY COLLIDED W/PEDS	
0409-15	08/05/2015	09/03/2015	29	06/30/2016	301	07/14/2016	14	344 - CLOSED	INTIMIDATING BEHAVIOR/FAILURE TO TAKE REQUIRED ACTION	
0410-15	08/10/2015	08/13/2015	3	08/13/2015	0	08/13/2015	0	3 - INFO ONLY	TOW OF VEHICLE	
0411-15	08/07/2015	08/17/2015	10	06/22/2016	310	07/01/2016	9	329 - CLOSED	ARREST WITHOUT CAUSE	

Case #	Received	Intake Done	Days Elapsed	Review Done	Days Elapsed	Closed	Days Elapsed	Total Days/Status	Synopsis of Case	Sent to MCD
0412-15	08/07/2015	08/21/2015	14	08/05/2016	350	08/17/2016	12	376 - CLOSED	TRAFFIC STOP/HANDCUFFING/LAUGHING	
0413-15	08/07/2015	08/12/2015	5	01/29/2016	170	02/02/2016	4	179 - CLOSED	CITE/BIASED POLICING	
0414-15	08/07/2015	10/30/2015	84	03/04/2016	126	03/07/2016	3	213 - CLOSED	BIASED POLICING	
0415-15	08/07/2015	08/07/2015	0	01/15/2016	161	01/22/2016	7	168 - CLOSED	ARREST WITHOUT CAUSE	
0416-15	08/10/2015	09/23/2015	44	08/04/2016	316	08/17/2016	13	373 - INFO ONLY	DID NOT FOLLOW PROCEDURES	
0417-15	08/10/2015	08/13/2015	3	04/13/2016	244	04/13/2016	0	247 - WITHDRAWN	MISUSE OF POLICE AUTHORITY	
0418-15	08/10/2015	08/21/2015	11	06/30/2016	314	07/14/2016	14	339 - CLOSED	HARASSMENT/RACIAL SLUR	
0419-15	08/11/2015	08/15/2015	4	05/20/2016	279	05/30/2016	10	293 - CLOSED	FAILURE TO TAKE REQUIRED ACTION	
0420-15	08/11/2015	08/12/2015	1	01/29/2016	170	02/01/2016	3	174 - CLOSED	HARASSING THE COMPLAINANT	
0421-15	08/13/2015	08/13/2015	0	08/14/2015	1	08/14/2015	0	1 - INFO ONLY	INFORMATION ONLY	
0422-15	08/13/2015	08/25/2015	12	08/27/2015	2	08/28/2015	1	15 - INFO ONLY	CITATION DESPITE PROPER DISPLAY OF TEMPORARY REGISTRATION	
0423-15	08/13/2015	08/25/2015	12	12/30/2015	127	12/30/2015	0	139 - CLOSED	CITATION WITHOUT CAUSE AND INAPPROPRIATE BEHAVIOR/COMMENTS	
0424-15	08/14/2015	09/03/2015	20	03/08/2016	187	03/09/2016	1	208 - CLOSED	INAPPROPRIATE BEHAVIOR/BIASED POLICING	
0425-15	08/14/2015	08/19/2015	5	08/19/2015	0	08/19/2015	0	5 - INFO ONLY	INFORMATION ONLY	
0426-15	08/14/2015	09/18/2015	35					413 - PENDING	FAILURE TO PROPERLY PROCESS PROPERTY	
0427-15	08/17/2015	09/01/2015	15	03/24/2016	205	03/24/2016	0	220 - CLOSED	BIASED POLICING/DETENTION WITHOUT JUSTIFICATION	
0428-15	08/13/2015	08/24/2015	11	05/24/2016	274	07/05/2016	42	327 - CLOSED	USE OF FORCE/ARREST WITHOUT CAUSE	
0429-15	08/13/2015	08/20/2015	7	12/08/2015	110	12/30/2015	22	139 - CLOSED	FAILURE TO TAKE REQUIRED ACTION	
0430-15	08/18/2015	08/20/2015	2	11/02/2015	74	11/04/2015	2	78 - CLOSED	FAILURE TO TAKE REQUIRED ACTION	
0431-15	08/19/2015	10/22/2015	64	06/30/2016	252	07/05/2016	5	321 - CLOSED	OFFICERS BEAT MAN WITH PROSTHETIC LEG	
0432-15	08/18/2015	02/02/2016	168					409 - PENDING	OFFICERS BEAT MAN WITH PROSTHETIC LEG	
0433-15	08/19/2015	10/29/2015	71	06/13/2016	228	06/24/2016	11	310 - CLOSED	FAILURE TO TAKE COMP REPORT	
0434-15	08/19/2015	10/29/2015	71	08/11/2016	287			408 - PENDING	ARREST WITHOUT CAUSE/SEIZING PROPERTY WITHOUT CAUSE/FAILURE TO RELEASE PROPERTY	
0435-15	08/19/2015	10/29/2015	71	05/09/2016	193	05/28/2016	19	283 - CLOSED	FAILURE TO TAKE REQUIRED ACTION	
0436-15	08/19/2015	09/09/2015	21	02/03/2016	147	02/03/2016	0	168 - CLOSED	FAILURE TO MAKE AN ARREST/INVESTIGATE/PROVIDE STAR AND NAME WHEN ASKED	
0437-15	07/19/2015	08/20/2015	32	06/24/2016	309	07/11/2016	17	358 - SUSTAINED	ENTRY INTO RESIDENCE/SEARCH W-O CAUSE/DETENTION @ GUNPOINT	07/11/2016
0438-15	08/19/2015	09/02/2015	14	12/17/2015	106	12/21/2015	4	124 - MEDIATED	CITATION W-O CAUSE	
0439-15	08/21/2015	09/04/2015	14	12/08/2015	95	12/09/2015	1	110 - CLOSED	TOW WITHOUT JUSTIFICATION	
0440-15	08/21/2015	08/26/2015	5	03/08/2016	195	03/09/2016	1	201 - CLOSED	TOW W-O JUSTIFICATION/HARASSMENT	
0441-15	08/21/2015	09/22/2015	32	06/20/2016	272	06/26/2016	6	310 - CLOSED	CITATION W-O CAUSE/RACIAL DISCRIMINATION	
0442-15	08/21/2015	09/02/2015	12	02/01/2016	152	02/03/2016	2	166 - CLOSED	INAPPROPRIATE BEHAVIOR/FAILURE TO TAKE REQUIRED ACTION	

Case #	Received	Intake Done	Days Elapsed	Review Done	Days Elapsed	Closed	Days Elapsed	Total Days/Status	Synopsis of Case	Sent to MCD
0443-15	08/20/2015	09/03/2015	14	03/08/2016	187	03/08/2016	0	201 - CLOSED	INACCURATE REPORT/FAILURE TO PROPERLY INVESTIGATE	
0444-15	08/20/2015	09/03/2015	14	11/18/2015	76	11/19/2015	1	91 - WITHDRAWN	FAILURE TO PROPERLY INVESTIGATE	
0445-15	08/21/2015	09/24/2015	34	07/13/2016	293	07/22/2016	9	336 - CLOSED	CITATION W-O CAUSE/FAILURE TO TAKE REQUIRED ACTION	
0446-15	08/25/2015	09/23/2015	29	05/02/2016	222	05/28/2016	26	277 - CLOSED	INAPPROPRIATE BEHAVIOR	
0447-15	08/24/2015	09/03/2015	10					403 - PENDING	CITATION WITHOUT CAUSE	
0448-15	08/25/2015	08/31/2015	6	09/16/2016	382			402 - PENDING	ARREST W-O CAUSE/FORCE DURING ARREST	
0449-15	08/25/2015	08/31/2015	6	02/25/2016	178	02/26/2016	1	185 - CLOSED	DETENTION W-O JUSTIFICATION	
0450-15	08/25/2015	08/25/2015	0	01/04/2016	132	01/04/2016	0	132 - CLOSED	HARASSMENT	
0451-15	08/25/2015	09/25/2015	31					402 - PENDING	VEHICLE SEARCH W-O CASE/SEIZURE OF PROPERTY WITHOUT CAUSE/ARREST W-O CAUSE	
0452-15	08/26/2015	09/01/2015	6	09/09/2015	8	09/15/2015	6	20 - CLOSED	HARASSING	
0453-15	08/24/2015	09/29/2015	36	09/07/2016	344	09/13/2016	6	386 - CLOSED	DETENTION WITHOUT CAUSE	
0454-15	08/21/2015	09/02/2015	12	10/21/2015	49	10/21/2015	0	61 - WITHDRAWN	DETENTION W-OUT CAUSE/FAILURE TO PROPERLY PROCESS PROPERTY	
0455-15	08/26/2015	10/29/2015	64	07/01/2016	246	07/14/2016	13	323 - CLOSED	FAILURE TO PROPERLY INVESTIGATE AND SUPERVISE	
0456-15	08/26/2015	09/14/2015	19	08/10/2016	331	08/11/2016	1	351 - SUSTAINED	UNLAWFUL ENTRY & SEARCH/FAILURE TO TAKE REPORT/INAPPROPRIATE BEHAVIOR	08/11/2016
0457-15	08/26/2015	09/04/2015	9					401 - PENDING	BEHAVED AND SPOKE INAPPROPRIATELY/DRIVING IMPROPERLY	
0458-15	08/27/2015	09/01/2015	5	06/30/2016	303	07/14/2016	14	322 - CLOSED	INAPPROPRIATE COMMENTS	
0459-15	08/27/2015	08/27/2015	0	08/28/2015	1	08/28/2015	0	1 - CLOSED	DETENTION	
0460-15	08/27/2015	09/01/2015	5	06/16/2016	289	06/24/2016	8	302 - WITHDRAWN	ABUSE OF AUTHORITY	
0461-15	08/31/2015	09/15/2015	15					396 - PENDING	DETENTION/HANDCUFFING/USE OF FORCE/INAPPROPRIATE BEHAVIOR/PROVIDE NAME	
0462-15	08/26/2015	09/21/2015	26	09/21/2015	0	09/21/2015	0	26 - INFO ONLY	INAPPROPRIATE BEHAVIOR	
0463-15	08/31/2015	09/16/2015	16					396 - PENDING	DETENTION, HANDCUFFING, USE OF FORCE, INAPPROPRIATE BEHAVIOR, FAILURE TO TAKE REQUIRED ACTION	
0464-15	08/28/2015	09/23/2015	26	07/21/2016	302	08/01/2016	11	339 - SUSTAINED	ARRESTED WITHOUT PROOF BASED ON ROOMMATE'S ACCUSATION	08/01/2016
0465-15	08/31/2015	09/03/2015	3	09/03/2015	0	09/04/2015	1	4 - INFO ONLY	INFORMATION ONLY	
0466-15	08/31/2015	09/16/2015	16	04/20/2016	217	04/20/2016	0	233 - CLOSED	INAPPROPRIATE BEHAVIOR/THREATENED COMPLAINANT	
0467-15	08/31/2015	09/10/2015	10					396 - PENDING	SEARCHED BACKPACK & VEHICLE W-O CAUSE/INAPPROPRIATE COMMENTS	
0468-15	08/31/2015	08/31/2015	0	11/23/2015	84	11/23/2015	0	84 - MEDIATED	FAILED TO TAKE REQ'D ACTION	
0469-15	09/01/2015	09/15/2015	14	08/04/2016	324	08/11/2016	7	345 - SUSTAINED	PROFANITY/INAPPROPRIATE BEHAVIOR/FAILURE TO INVESTIGATE	08/11/2016
0470-15	08/26/2015	09/02/2015	7	09/02/2015	0	09/02/2015	0	7 - INFO ONLY	INFORMATION ONLY	
0471-15	09/01/2015	09/08/2015	7	09/09/2015	1	09/09/2015	0	8 - INFO ONLY	INFORMATION ONLY	
0472-15	09/01/2015	09/24/2015	23	04/28/2016	217	08/11/2016	105	345 - SUSTAINED	OFFICER DID WELFARE CHECK/ENTRY/SEARCH WITHOUT CAUSE/RETALIATION	08/12/2016
0473-15	09/01/2015	09/15/2015	14	05/16/2016	244	05/30/2016	14	272 - CLOSED	DETAINED AND ARRESTED/TIGHT CUFFS	

Case #	Received	Intake Done	Days Elapsed	Review Done	Days Elapsed	Closed	Days Elapsed	Total Days/Status	Synopsis of Case	Sent to MCD
0474-15	09/03/2015	09/24/2015	21	08/23/2016	334	09/02/2016	10	365 - CLOSED	SEARCH A VEHICLE W-OUT CAUSE/PROFANITY	
0475-15	09/03/2015	09/08/2015	5					393 - PENDING	TACKLED TO GROUND WHEN COMPLIANT/BROKEN COLLARBONE	
0476-15	09/04/2015	09/08/2015	4	09/09/2015	1	09/10/2015	1	6 - CLOSED	RACIAL DISCRIMINATION	
0477-15	09/08/2015	09/25/2015	17	07/20/2016	299	08/12/2016	23	339 - CLOSED	ARREST WITHOUT CAUSE	
0478-15	09/03/2015	10/01/2015	28	02/26/2016	148	03/07/2016	10	186 - SUSTAINED	CITE AND BEHAVIOR	03/08/2016
0479-15	09/08/2015	09/25/2015	17					388 - PENDING	EXCESSIVE FORCE/FILING FALSE CHARGES/THREATENING COMMENT	
0480-15	09/08/2015	09/10/2015	2	09/10/2015	0	09/10/2015	0	2 - CLOSED	IO-2	
0481-15	09/09/2015	09/09/2015	0	07/13/2016	308	07/19/2016	6	314 - CLOSED	INAPPROPRIATE BEHAVIOR/DAMAGING PROPERTY	
0482-15	09/10/2015	09/10/2015	0	04/22/2016	225	05/16/2016	24	249 - SUSTAINED	ISSUING AN INACCURATE CITATION	05/17/2016
0483-15	09/10/2015	09/11/2015	1	12/22/2015	102	12/28/2015	6	109 - CLOSED	ARREST WITHOUT CAUSE	
0484-15	09/10/2015	09/25/2015	15	05/02/2016	220	05/28/2016	26	261 - CLOSED	CITATION WITHOUT CAUSE/INAPPROPRIATE COMMENTS AND BEHAVIOR	
0485-15	09/10/2015	09/14/2015	4	09/15/2015	1	09/15/2015	0	5 - CLOSED	FAILURE TO INVESTIGATE	
0486-15	09/11/2015	09/16/2015	5					385 - PENDING	BYSTANDER TO FIGHT PEPPER-SPRAYED/STRUCK BY COP CAR/PROFANITY/ARREST W-O CAUSE	
0487-15	09/10/2015	09/14/2015	4	09/21/2015	7	09/22/2015	1	12 - CLOSED	FAILURE TO WRITE A REPORT	
0488-15	09/11/2015	09/15/2015	4	11/02/2015	48	11/02/2015	0	52 - WITHDRAWN	FAILURE TO INVESTIGATE/INACCURATE REPORT/INAPP BEHAVIOR	
0489-15	09/14/2015	09/28/2015	14	08/31/2016	338	09/02/2016	2	354 - CLOSED	INAPPROPRIATE BEHAVIOR	
0490-15	09/15/2015	09/16/2015	1	09/16/2015	0	09/21/2015	5	6 - INFO ONLY	INAPPROPRIATE BEHAVIOR	
0491-15	09/15/2015	10/20/2015	35	06/21/2016	245	07/01/2016	10	290 - CLOSED	DETAINED AT GUNPOINT FOR NO REASON/TIGHT HANDCUFFS	
0492-15	09/16/2015	09/16/2015	0	01/15/2016	121	01/15/2016	0	121 - MEDIATED	FAILED TO ACT	
0493-15	09/14/2015	11/06/2015	53	07/11/2016	248	07/18/2016	7	308 - WITHDRAWN	FAILED TO ACT	
0494-15	09/14/2015	09/29/2015	15					382 - PENDING	INCORRECT/INACCURATE REPORT	
0495-15	08/10/2015	01/08/2016	151					417 - PENDING	CITATIONS WITHOUT CAUSE	
0496-15	09/17/2015	09/17/2015	0	12/01/2015	75	12/01/2015	0	75 - CLOSED	INAPPROPRIATE BEHAVIOR/COMMENTS	
0497-15	09/17/2015	09/24/2015	7	08/09/2016	320	08/17/2016	8	335 - CLOSED	DETENTION AND CONSPIRACY	
0498-15	09/17/2015	09/24/2015	7	09/24/2015	0	09/25/2015	1	8 - INFO ONLY	FAILURE TO TAKE A REPORT AND CONSPIRACY	
0499-15	09/17/2015	09/22/2015	5	09/22/2015	0	09/24/2015	2	7 - INFO ONLY	INFORMATION ONLY	
0500-15	09/15/2015	09/29/2015	14	08/17/2016	323	08/31/2016	14	351 - CLOSED	CITE WITHOUT CAUSE	
0501-15	09/18/2015	10/22/2015	34	03/02/2016	132	03/02/2016	0	166 - CLOSED	INAPPROPRIATE BEHAVIOR AND/OR COMMENTS	
0502-15	09/21/2015	09/22/2015	1	09/22/2015	0	09/23/2015	1	2 - INFO ONLY	INAPPROPRIATE BEHAVIOR AND/OR COMMENTS	
0503-15	09/18/2015	09/28/2015	10	06/08/2016	254	06/24/2016	16	280 - MEDIATED	ARREST WITHOUT CAUSE	
0504-15	09/15/2015	10/16/2015	31	05/06/2016	203	05/28/2016	22	256 - CLOSED	INAPPROPRIATE COMMENTS	

Case #	Received	Intake Done	Days Elapsed	Review Done	Days Elapsed	Closed	Days Elapsed	Total Days/Status	Synopsis of Case	Sent to MCD
0505-15	09/18/2015	10/20/2015	32	05/13/2016	206	05/27/2016	14	252 - CLOSED	FAILURE TO TAKE REQUIRED ACTION	
0506-15	09/18/2015	10/19/2015	31	04/01/2016	165	04/01/2016	0	196 - CLOSED	DRIVING IMPROPERLY	
0507-15	09/22/2015	09/25/2015	3	09/25/2015	0	09/28/2015	3	6 - INFO ONLY	INFORMATION ONLY	
0508-15	09/22/2015	10/05/2015	13	11/03/2015	29	11/03/2015	0	42 - CLOSED	CITATION WITHOUT CAUSE/INAPPROPRIATE COMMENTS	
0509-15	04/10/2015	04/10/2015	0	04/10/2015	0	09/24/2015	167	167 - CLOSED	UNNECESSARY FORCE	
0510-15	09/22/2015	10/23/2015	31	01/15/2016	84	01/20/2016	5	120 - MEDIATED	FAILURE TO TAKE REQUIRED ACTION	
0511-15	09/23/2015	10/12/2015	19	09/20/2016	344	09/23/2016	3	366 - CLOSED	FAILURE TO TAKE REQUIRED ACTION	
0512-15	09/23/2015	10/27/2015	34	03/30/2016	155	03/31/2016	1	190 - CLOSED	INAPPROPRIATE BEHAVIOR	
0513-15	09/24/2015	09/24/2015	0	12/17/2015	84	12/17/2015	0	84 - MEDIATED	FAILURE TO MAKE ARREST/INAPP COMMENTS	
0514-15	09/25/2015	10/08/2015	13					371 - PENDING	FAILURE TO TAKE REQUIRED ACTION	
0515-15	09/25/2015	09/25/2015	0	02/26/2016	154	02/26/2016	0	154 - MEDIATED	CITATION WITHOUT CAUSE/RACIAL PROFILING	
0516-15	09/28/2015	09/28/2015	0	06/17/2016	263	06/26/2016	9	272 - CLOSED	FAILURE TO TAKE REQUIRED ACTION	
0517-15	09/29/2015	09/29/2015	0	12/22/2015	84	12/22/2015	0	84 - WITHDRAWN	INAPPROPRIATE COMMENTS AND BEHAVIOR	
0518-15	09/25/2015	11/10/2015	46	08/26/2016	290	09/02/2016	7	343 - SUSTAINED	DETAINED WITHOUT SUSPICION/RACIAL PROFILING/CITATIONS	09/02/2016
0519-15	09/29/2015	10/14/2015	15	09/09/2016	331	09/13/2016	4	350 - SUSTAINED	INACCURATE REPORT/INACCURATE CITATION	09/14/2016
0520-15	09/29/2015	10/23/2015	24	01/11/2016	80	01/13/2016	2	106 - CLOSED	ENTRY/SEARCH	
0521-15	09/29/2015	09/29/2015	0	10/01/2015	2	10/01/2015	0	2 - INFO ONLY	DRONES AND HELICOPTERS HARASSING HIM	
0522-15	09/25/2015	09/30/2015	5	10/05/2015	5	10/14/2015	9	19 - INFO ONLY	INFORMATION ONLY	
0523-15	09/30/2015	09/30/2015	0	10/01/2015	1	10/01/2015	0	1 - INFO ONLY	INFORMATION ONLY	
0524-15	10/01/2015	10/28/2015	27	09/28/2016	336			365 - PENDING	DETAINED/HANDCUFFED	
0525-15	09/30/2015	10/27/2015	27	08/24/2016	302	09/23/2016	30	359 - CLOSED	ENTRY/SEARCH	
0526-15	10/01/2015	10/29/2015	28	09/27/2016	334			365 - PENDING	ENTRY/SEARCH	
0527-15	10/02/2015	10/27/2015	25	09/22/2016	331	09/23/2016	1	357 - CLOSED	FAILURE TO WRITE INCIDENT REPORT FOR DV ASSAULT GUN THEFT	
0528-15	10/05/2015	10/20/2015	15					361 - PENDING	FAILURE TO TAKE REQUIRED ACTION	
0529-15	10/04/2015	10/05/2015	1	09/27/2016	358			362 - PENDING	CITE/BEHAVIOR AND DRIVING INAPPROPRIATELY	
0530-15	10/04/2015	10/05/2015	1	10/19/2015	14	10/19/2015	0	15 - CLOSED	INAPPROPRIATE BEHAVIOR	
0531-15	10/03/2015	10/06/2015	3	08/22/2016	321	08/31/2016	9	333 - SUSTAINED	DETENTION/FORCE	
0532-15	10/04/2015	10/05/2015	1	10/30/2015	25	11/02/2015	3	29 - CLOSED	FAILURE TO TAKE REQUIRED ACTION	
0533-15	10/01/2015	10/29/2015	28	09/26/2016	333			365 - PENDING	FAILURE TO TAKE REQUIRED ACTION	
0534-15	10/05/2015	10/20/2015	15					361 - PENDING	FORCE/INTERFERING WITH ONLOOKERS/PROFANITY	
0535-15	10/05/2015	10/14/2015	9	03/23/2016	161	04/04/2016	12	182 - CLOSED	DETENTION/EJECTION FROM ATT PARK	

Case #	Received	Intake Done	Days Elapsed	Review Done	Days Elapsed	Closed	Days Elapsed	Total Days/Status	Synopsis of Case	Sent to MCD
0536-15	10/07/2015	10/12/2015	5					359 - PENDING	ARREST/FORCE	
0537-15	10/17/2015	10/17/2015	0	10/19/2015	2	10/21/2015	2	4 - INFO ONLY	INFORMATION ONLY	
0538-15	10/07/2015	10/20/2015	13	09/12/2016	328			359 - PENDING	UNWARRANTED ENTRY/UNNECESSARY FORCE	
0539-15	10/08/2015	10/13/2015	5	08/30/2016	322	09/09/2016	10	337 - SUSTAINED	RUDE BEHAVIOR	09/07/2016
0540-15	10/08/2015	10/14/2015	6	06/17/2016	247	06/24/2016	7	260 - SUSTAINED	CITATION/DETENTION WITHOUT CAUSE/RACIAL BIAS	06/27/2016
0541-15	10/09/2015	10/09/2015	0	10/13/2015	4	10/13/2015	0	4 - INFO ONLY	FORCE	
0542-15	10/13/2015	10/30/2015	17	08/11/2016	286	08/17/2016	6	309 - CLOSED	FORCE	
0543-15	10/14/2015	11/06/2015	23	08/23/2016	291	09/22/2016	30	344 - SUSTAINED	THREAT TO ARREST	09/26/2016
0544-15	10/08/2015	11/09/2015	32	07/26/2016	260	08/17/2016	22	314 - CLOSED	DETAINED/FORCE NICKED/THREATENING COMMENTS	
0545-15	10/15/2015	10/22/2015	7	08/31/2016	314	09/12/2016	12	333 - CLOSED		
0546-15	10/15/2015	10/21/2015	6	12/17/2015	57	12/17/2015	0	63 - CLOSED	CITATION WITHOUT CAUSE	
0547-15	10/15/2015	10/20/2015	5	10/20/2015	0	10/21/2015	1	6 - WITHDRAWN	DETENTION WITHOUT JUSTIFICATION	
0548-15	10/16/2015	01/27/2016	103	03/23/2016	56	03/24/2016	1	160 - CLOSED	CITATION WITHOUT CAUSE	
0549-15	10/15/2015	11/13/2015	29	11/16/2015	3	11/16/2015	0	32 - MERGED	CITATIONS	
0550-15	10/16/2015	10/16/2015	0					350 - PENDING	DETENTION/HANDCUFFING/FORCE USED DURING DETENTION/TIGHT HANDCUFFS	
0551-15	10/19/2015	01/08/2016	81	03/28/2016	80	03/28/2016	0	161 - CLOSED	CITED WITHOUT CAUSE/BIASED POLICING/INAPPROPRIATE COMMENT/INACCURATE CITATION	
0552-15	10/20/2015	01/08/2016	80					346 - PENDING	COMMENTS TO COMP DAUGHTER/INACCURATE REPORT/CITATION	
0553-15	10/21/2015	11/13/2015	23	02/19/2016	98	02/22/2016	3	124 - CLOSED	REFUSED TO TAKE PHONE MESSAGE	
0554-15	10/21/2015	11/13/2015	23	08/31/2016	292			345 - PENDING	RUDE BEHAVIOR AND ILLEGAL ENTRY	
0555-15	10/22/2015	11/10/2015	19					344 - PENDING	DETENTION/SEARCH/UNNECESSARY FORCE	
0556-15	10/22/2015	11/10/2015	19					344 - PENDING	INAPPROPRIATE BEHAVIOR	
0557-15	10/23/2015	10/29/2015	6	04/07/2016	161	04/13/2016	6	173 - CLOSED	INAPPROPRIATE BEHAVIOR AND COMMENTS	
0558-15	10/23/2015	11/05/2015	13	08/15/2016	284	08/31/2016	16	313 - CLOSED	INAPPROPRIATE BEHAVIOR AND COMMENTS	
0559-15	10/23/2015	11/18/2015	26	07/12/2016	237	07/16/2016	4	267 - CLOSED	USE OF FORCE/INAPPROPRIATE BEHAVIOR	
0560-15	10/26/2015	11/04/2015	9	11/04/2015	0	11/24/2015	20	29 - MERGED	UF DURING DETENTION	
0561-15	10/23/2015	11/17/2015	25					343 - PENDING	SEARCHED THE COMPLAINANT'S RESIDENCE WITHOUT CAUSE	
0562-15	10/27/2015	11/18/2015	22					339 - PENDING	MENTAL HEALTH DETENTION WITHOUT CAUSE	
0563-15	10/24/2015	11/16/2015	23					342 - PENDING	FAILED TO TAKE REQ'D ACTION	
0564-15	10/28/2015	11/13/2015	16	09/12/2016	304			338 - PENDING	USE OF FORCE/ARREST/SEARCH OF RESIDENCE/INAPPROPRIATE COMMENTS	
0565-15	10/28/2015	11/16/2015	19	08/23/2016	281	08/31/2016	8	308 - CLOSED	USE OF FORCE	
0566-15	10/29/2015	11/17/2015	19	09/13/2016	301	09/16/2016	3	323 - CLOSED	ARREST/HARASSMENT	

Case #	Received	Intake Done	Days Elapsed	Review Done	Days Elapsed	Closed	Days Elapsed	Total Days/Status	Synopsis of Case	Sent to MCD
0567-15	10/29/2015	11/30/2015	32					337 - PENDING	ARREST/CREATED FAKE CRIME ALERT	
0568-15	10/29/2015	12/03/2015	35	12/04/2015	1	12/04/2015	0	36 - CLOSED	CITE WITHOUT CAUSE/INAPPROPRIATE BEHAVIOR/COMMENTS	
0569-15	10/30/2015	11/12/2015	13	08/19/2016	281	09/02/2016	14	308 - CLOSED	FAILED TO TAKE REQ'D ACTION/DETAINED WITHOUT JUSTIFICATION/PROCESS PROPERTY	
0570-15	10/30/2015	12/07/2015	38					336 - PENDING	FILING FALSE CHARGES	
0571-15	11/02/2015	11/09/2015	7	11/17/2015	8	11/17/2015	0	15 - CLOSED	DETAINED C'S 8-YEAR-OLD SON IN CVS PHARMACY	
0572-15	11/02/2015	11/10/2015	8	07/22/2016	255	08/17/2016	26	289 - CLOSED	THREATENED DURING DETENTION/SPRAYED UNKNOWN CHEMICAL	
0573-15	11/02/2015	11/03/2015	1	01/15/2016	73	01/19/2016	4	78 - MEDIATED	THREAT OF ARREST/INVALID ORDER	
0574-15	11/02/2015	11/25/2015	23	04/07/2016	134	04/07/2016	0	157 - CLOSED	FAILED TO TAKE REQUIRED ACTION	
0575-15	11/03/2015	11/20/2015	17	11/30/2015	10	11/30/2015	0	27 - CLOSED	FAILURE TO TAKE REQUIRED ACTION	
0576-15	11/03/2015	11/13/2015	10					332 - PENDING	FORCE AND COMMENTS	
0577-15	11/03/2015	12/02/2015	29					332 - PENDING	FAILURE TO TAKE REQUIRED ACTION	
0578-15	11/02/2015	11/12/2015	10					333 - PENDING	INAPP COMMENTS/BEHAVIOR	
0579-15	11/03/2015	11/04/2015	1	11/25/2015	21	11/30/2015	5	27 - INFO ONLY	ISSUING CITATIONS WITHOUT CAUSE	
0580-15	11/04/2015	12/09/2015	35					331 - PENDING	ARREST/FORCE/INAPP BEHAVIOR	
0581-15	11/04/2015	11/23/2015	19					331 - PENDING	HARASSMENT/FORCE	
0582-15	11/04/2015	11/04/2015	0	11/04/2015	0	11/09/2015	5	5 - INFO ONLY	INFORMATION ONLY	
0583-15	11/05/2015	11/06/2015	1	11/30/2015	24	11/30/2015	0	25 - INFO ONLY	INFORMATION ONLY	
0584-15	11/09/2015	11/09/2015	0	11/12/2015	3	11/12/2015	0	3 - MERGED	UNWARRANTED CITATIONS	
0585-15	11/04/2015	11/10/2015	6	11/10/2015	0	11/10/2015	0	6 - CLOSED	ARREST	
0586-15	11/09/2015	11/12/2015	3	03/08/2016	117	03/15/2016	7	127 - CLOSED	UNSAFE LANE CHANGES	
0587-15	11/09/2015	11/21/2015	12					326 - PENDING	INAPPROPRIATE COMMENTS	
0588-15	11/09/2015	11/09/2015	0	01/08/2016	60	01/08/2016	0	60 - MEDIATED	FAILED TO ACT	
0589-15	11/09/2015	11/09/2015	0	01/19/2016	71	01/19/2016	0	71 - INFO ONLY	INFORMATION ONLY	
0590-15	11/12/2015	12/04/2015	22	07/20/2016	229	08/01/2016	12	263 - SUSTAINED	CITATION MAILED AFTER ACCIDENT/FAILURE TO SEARCH A PERSON	08/01/2016
0591-15	11/13/2015	12/04/2015	21	04/14/2016	132	04/18/2016	4	157 - CLOSED	CITED AND SEARCHED WITHOUT CAUSE/PUSHED AGAINST WALL	
0592-15	11/13/2015	12/04/2015	21					322 - PENDING	SEARCH OF PERSON AND CAR BY PLAINCLOTHES OFFICERS	
0593-15	11/12/2015	12/07/2015	25	03/28/2016	112	03/28/2016	0	137 - MEDIATED	CITATION	
0594-15	11/15/2015	12/10/2015	25					320 - PENDING	DETENTION/SEARCH OF VEHICLE	
0595-15	11/16/2015	11/18/2015	2	11/19/2015	1	11/20/2015	1	4 - INFO ONLY	INFORMATION ONLY	
0596-15	11/17/2015	12/18/2015	31	04/18/2016	122	04/18/2016	0	153 - MEDIATED	RACIAL PROFILING	
0597-15	11/18/2015	11/24/2015	6	11/30/2015	6	11/30/2015	0	12 - INFO ONLY	INAPPROPRIATE BEHAVIOR	

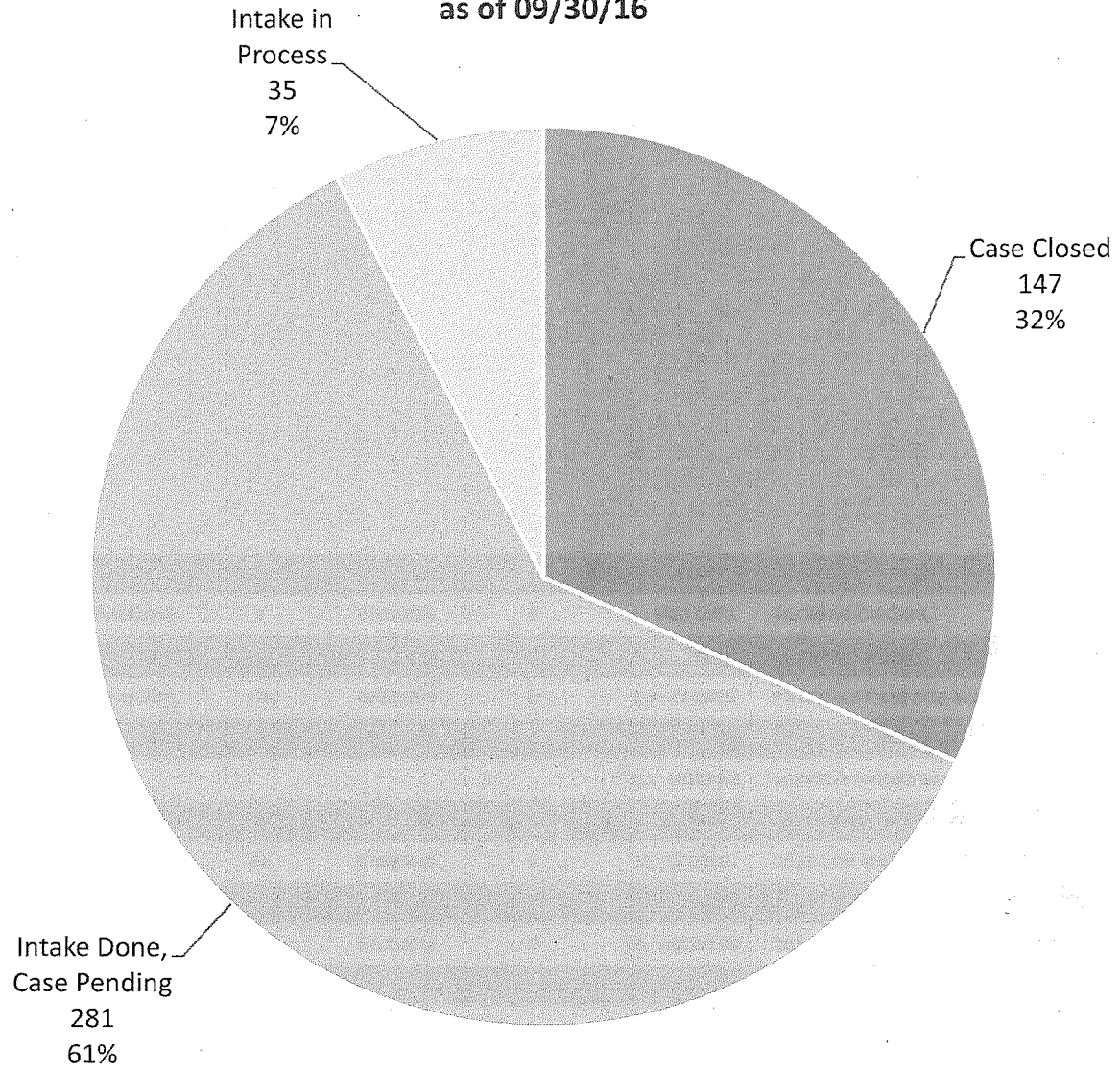
Case #	Received	Intake Done	Days Elapsed	Review Done	Days Elapsed	Closed	Days Elapsed	Total Days/Status	Synopsis of Case	Sent to MCD
0598-15	11/18/2015	12/09/2015	21	02/29/2016	82	02/29/2016	0	103 - CLOSED	INAPPROPRIATE BEHAVIOR	
0599-15	11/18/2015	12/01/2015	13					317 - PENDING	HARASSMENT/RETALIATION	
0600-15	11/19/2015	12/14/2015	25	01/07/2016	24	01/20/2016	13	62 - CLOSED	FAILED TO TAKE REQUIRED ACTION	
0601-15	11/20/2015	11/30/2015	10	01/06/2016	37	01/08/2016	2	49 - CLOSED	CITATION WITHOUT CAUSE/INAPPROPRIATE COMMENTS/BEHAVIOR	
0602-15	11/20/2015	12/14/2015	24	12/23/2015	9	12/28/2015	5	38 - INFO ONLY	Q2 PLACED PLASTIC BAG OVER SUSPECT'S HEAD	
0603-15	11/23/2015	12/04/2015	11	07/21/2016	230	08/12/2016	22	263 - CLOSED	DETENTION WITHOUT JUSTIFICATION/RACIAL BIASED POLICING	
0604-15	11/23/2015	12/04/2015	11					312 - PENDING	FAILED TO PROCESS COMP'S CAR KEY	
0605-15	11/23/2015	11/23/2015	0	11/30/2015	7	11/30/2015	0	7 - INFO ONLY	INFORMATION ONLY	
0606-15	11/20/2015	12/18/2015	28					315 - PENDING	FAILURE TO TAKE REQUIRED ACTION	
0607-15	11/20/2015	12/30/2015	40					315 - PENDING	ARREST/FORCE/FAILURE TO TAKE REQUIRED ACTION	
0608-15	11/24/2015	12/17/2015	23	01/28/2016	42	02/01/2016	4	69 - CLOSED	SEIZED PROPERTY WITHOUT CAUSE	
0609-15	11/23/2015	02/10/2016	79					312 - PENDING	ARREST WITHOUT CAUSE	
0610-15	11/22/2015	12/02/2015	10	12/02/2015	0	12/04/2015	2	12 - INFO ONLY	DRAGGED OUTSIDE AND TORTURED FOR 2 HOURS	
0611-15	11/25/2015	04/13/2016	140	07/19/2016	97	08/12/2016	24	261 - CLOSED	ARREST WITHOUT CAUSE	
0612-15	11/25/2015	12/17/2015	22					310 - PENDING	KNOCKED-ENTERED APT WITHOUT CAUSE/HELD AT GUNPOINT WITHOUT CAUSE	
0613-15	11/25/2015	11/25/2015	0	12/02/2015	7	12/02/2015	0	7 - INFO ONLY	RUDE BEHAVIOR AND CITATION WITHOUT CAUSE	
0614-15	11/30/2015	11/30/2015	0	03/23/2016	114	03/23/2016	0	114 - CLOSED	RUDE BEHAVIOR AND CITATION WITHOUT CAUSE	
0615-15	11/30/2015	11/30/2015	0	01/07/2016	38	01/11/2016	4	42 - CLOSED	INAPPROPRIATE BEHAVIOR/COMMENTS/DRIVING IMPROPERLY	
0616-15	11/30/2015	02/03/2016	65					305 - PENDING	ARREST/HARASSING COMP'S SON	
0617-15	11/30/2015	12/02/2015	2	01/15/2016	44	01/15/2016	0	46 - MEDIATED	FAILURE TO PROVIDE MUGSHOTS OR RESPOND TO HIS REQUESTS	
0618-15	11/24/2015	12/31/2015	37					311 - PENDING	ARRESTED FOR DUI WITHOUT CAUSE/FAILED TO PROPERLY INVESTIGATE	
0619-15	11/24/2015	12/14/2015	20	02/22/2016	70	02/25/2016	3	93 - CLOSED	FAILED TO PROPERLY INVESTIGATE/FAILED TO PHONE COMP	
0620-15	11/22/2015	02/01/2016	71					313 - PENDING	FAILURE TO PROPERLY INVESTIGATE/INAPPROPRIATE COMMENTS AND BEHAVIOR	
0621-15	12/01/2015	12/09/2015	8	04/01/2016	114	04/19/2016	18	140 - CLOSED	UNNECESSARY FORCE/INAPPROPRIATE COMMENTS	
0622-15	11/25/2015	12/02/2015	7	12/02/2015	0	12/02/2015	0	7 - INFO ONLY	INFORMATION ONLY	
0623-15	12/01/2015	01/25/2016	55	02/10/2016	16	02/12/2016	2	73 - CLOSED	FAILED TO FOLLOW THE RULES OF THE ROAD	
0624-15	12/01/2015	12/10/2015	9	04/07/2016	119	04/13/2016	6	134 - CLOSED	CITE/INAPPROPRIATE BEHAVIOR	
0625-15	12/01/2015	12/03/2015	2	12/03/2015	0	12/04/2015	1	3 - INFO ONLY	INFORMATION ONLY	
0626-15	12/02/2015	12/10/2015	8	02/22/2016	74	02/22/2016	0	82 - CLOSED	FAILED TO TAKE REQUIRED ACTION	
0627-15	12/02/2015	12/09/2015	7					303 - PENDING	EXCESSIVE USE OF FORCE	
0628-15	12/03/2015	12/21/2015	18					302 - PENDING	FAILED TO TAKE REQUIRED ACTION	

Case #	Received	Intake Done	Days Elapsed	Review Done	Days Elapsed	Closed	Days Elapsed	Total Days/Status	Synopsis of Case	Sent to MCD
0629-15	12/03/2015	12/09/2015	6					302 - PENDING	INAPP BEHAVIOR/FAILURE TO TAKE REQUIRED ACTION/PROVIDE NAME	
0630-15	12/03/2015	01/20/2016	48	04/13/2016	84	04/13/2016	0	132 - CLOSED	INAPPROPRIATE DRIVING	
0631-15	12/03/2015	12/03/2015	0	12/04/2015	1	12/04/2015	0	1 - INFO ONLY	INFORMATION ONLY	
0632-15	12/04/2015	01/21/2016	48	05/23/2016	123	06/06/2016	14	185 - CLOSED	UNWARRANTED ARREST	
0633-15	12/04/2015	01/07/2016	34					301 - PENDING	ARREST/FORCE/INACCURATE REPORT/MISREPRESENT THE TRUTH	
0634-15	12/07/2015	01/20/2016	44					298 - PENDING	FAILURE TO ENFORCE NOISE ORDINANCE	
0635-15	11/19/2015	12/14/2015	25	08/05/2016	235	08/17/2016	12	272 - WITHDRAWN	ARREST WITHOUT CAUSE	
0636-15	12/08/2015	12/08/2015	0	12/22/2015	14	12/22/2015	0	14 - WITHDRAWN	FAILURE TO TAKE REQUIRED ACTION	
0637-15	12/09/2015	01/25/2016	47	04/29/2016	95	04/29/2016	0	142 - MEDIATED	RUDE AND INTIMIDATING	
0638-15	12/08/2015	02/08/2016	62	06/24/2016	137	07/01/2016	7	206 - MEDIATED	INAPPROPRIATE PARKING	
0639-15	12/08/2015	12/18/2015	10	12/22/2015	4	12/22/2015	0	14 - CLOSED	INAPPROPRIATE PARKING	
0640-15	12/09/2015	01/25/2016	47	08/09/2016	197	08/17/2016	8	252 - CLOSED	CURSED AT THE COMP	
0641-15	12/09/2015	01/25/2016	47					296 - PENDING	RACIAL PROFILING	
0642-15	12/09/2015	01/27/2016	49	09/28/2016	245			296 - PENDING	RACIAL PROFILING	
0643-15	12/10/2015	12/10/2015	0	01/15/2016	36	01/15/2016	0	36 - MEDIATED	FAILURE TO PROVIDE INFORMATION	
0644-15	12/11/2015	01/29/2016	49	01/29/2016	0	02/01/2016	3	52 - INFO ONLY	FAILURE TO TAKE REQUIRED ACTION	
0645-15	12/14/2015	12/15/2015	1	12/22/2015	7	12/22/2015	0	8 - WITHDRAWN	CITATION WITHOUT JUSTIFICATION	
0646-15	12/14/2015	12/17/2015	3	01/06/2016	20	01/08/2016	2	25 - CLOSED	DETENTION WITHOUT JUSTIFICATION	
0647-15	12/15/2015	12/17/2015	2	01/06/2016	20	01/08/2016	2	24 - CLOSED	DRIVING IMPROPERLY	
0648-15	12/16/2015	12/18/2015	2	02/22/2016	66	02/22/2016	0	68 - MEDIATED	SFPD DID NOT TAKE ENFORCEMENT ACTION FOR LOITERING	
0649-15	12/16/2015	01/06/2016	21					289 - PENDING	SEARCH/DAMAGE AT COMPS HOME/DETENTION/UF ON SON	
0650-15	12/09/2015	01/05/2016	27	01/29/2016	24	02/01/2016	3	54 - CLOSED	INAPPROPRIATE BEHAVIOR	
0651-15	12/07/2015	01/20/2016	44					298 - PENDING	RUDE BEHAVIOR/TOWED CAR WITHOUT JUSTIFICATION	
0652-15	12/17/2015	12/17/2015	0	02/25/2016	70	02/26/2016	1	71 - MEDIATED	ENTERING RESIDENCE WITHOUT CAUSE	
0653-15	12/17/2015	01/05/2016	19	04/01/2016	87	04/01/2016	0	106 - CLOSED	RUDE ATTITUDE OR DEMEANOR	
0654-15	12/18/2015	12/18/2015	0	08/08/2016	234	08/17/2016	9	243 - CLOSED	INAPPROPRIATE COMMENTS	
0655-15	12/15/2015	12/21/2015	6	06/20/2016	182	06/26/2016	6	194 - CLOSED	INAPPROPRIATE BEHAVIOR	
0656-15	12/21/2015	01/06/2016	16	08/31/2016	238			284 - PENDING	PAT SEARCH/DETENTION DUE TO BIAS	
0657-15	12/21/2015	12/21/2015	0	02/23/2016	64	02/24/2016	1	65 - CLOSED	INAPPROPRIATE BEHAVIOR/COMMENTS	
0658-15	12/22/2015	01/29/2016	38	04/11/2016	73	04/11/2016	0	111 - CLOSED	DISPLAYING A WEAPON WITHOUT JUSTIFICATION	
0659-15	12/22/2015	01/14/2016	23					283 - PENDING	DETENTION/FORCE	

Case #	Received	Intake Done	Days Elapsed	Review Done	Days Elapsed	Closed	Days Elapsed	Total Days/Status	Synopsis of Case	Sent to MCD
0660-15	12/23/2015	01/25/2016	33					282 - PENDING	INAPPROPRIATE BEHAVIOR/COMMENT AND SEIZURE OF PROPERTY	
0661-15	12/23/2015	02/19/2016	58					282 - PENDING	BEHAVIOR & COMMENTS	
0662-15	12/24/2015	01/12/2016	19					281 - PENDING	TIGHT HANDCUFFS	
0663-15	12/24/2015	12/24/2015	0	12/29/2015	5	12/29/2015	0	5 - INFO ONLY	EXCESSIVE USE OF FORCE	
0664-15	12/28/2015	02/04/2016	38					277 - PENDING	DETENTION/ARREST/FORCE/PROFANITY	
0665-15	12/28/2015	12/31/2015	3	04/05/2016	96	04/05/2016	0	99 - MEDIATED	CITATION WITHOUT CAUSE AND TOLD TO STOP FILMING	
0666-15	12/28/2015	01/13/2016	16					277 - PENDING	ATTITUDE LED TO CITATION AND RUDE BEHAVIOR	
0667-15	12/28/2015	01/08/2016	11	03/09/2016	61	03/09/2016	0	72 - CLOSED	CITED FOR SMOKING WHILE WALKING/BIASED POLICING	
0668-15	12/28/2015	01/06/2016	9	03/10/2016	64	03/10/2016	0	73 - MEDIATED	OFFICER WAS RUDE AND UNPROFESSIONAL	
0669-15	12/28/2015	12/31/2015	3					277 - PENDING	PUSHED A HANDCUFFED MAN	
0670-15	12/29/2015	01/16/2016	18	04/11/2016	86	04/11/2016	0	104 - CLOSED	FAILED TO TAKE ACTION/REPORT/INVESTIGATE	
0671-15	12/29/2015	01/06/2016	8	06/10/2016	156	06/24/2016	14	178 - CLOSED	BIASED POLICING/CITE WITHOUT CAUSE	
0672-15	12/30/2015	12/30/2015	0	12/30/2015	0	12/30/2015	0	0 - INFO ONLY	INFORMATION ONLY	
0673-15	12/31/2015	01/04/2016	4	01/04/2016	0	01/04/2016	0	4 - INFO ONLY	INFORMATION ONLY	
0674-15	12/30/2015	01/28/2016	29	04/04/2016	67	04/04/2016	0	96 - CLOSED	INAPPROPRIATE BEHAVIOR/COMMENTS	

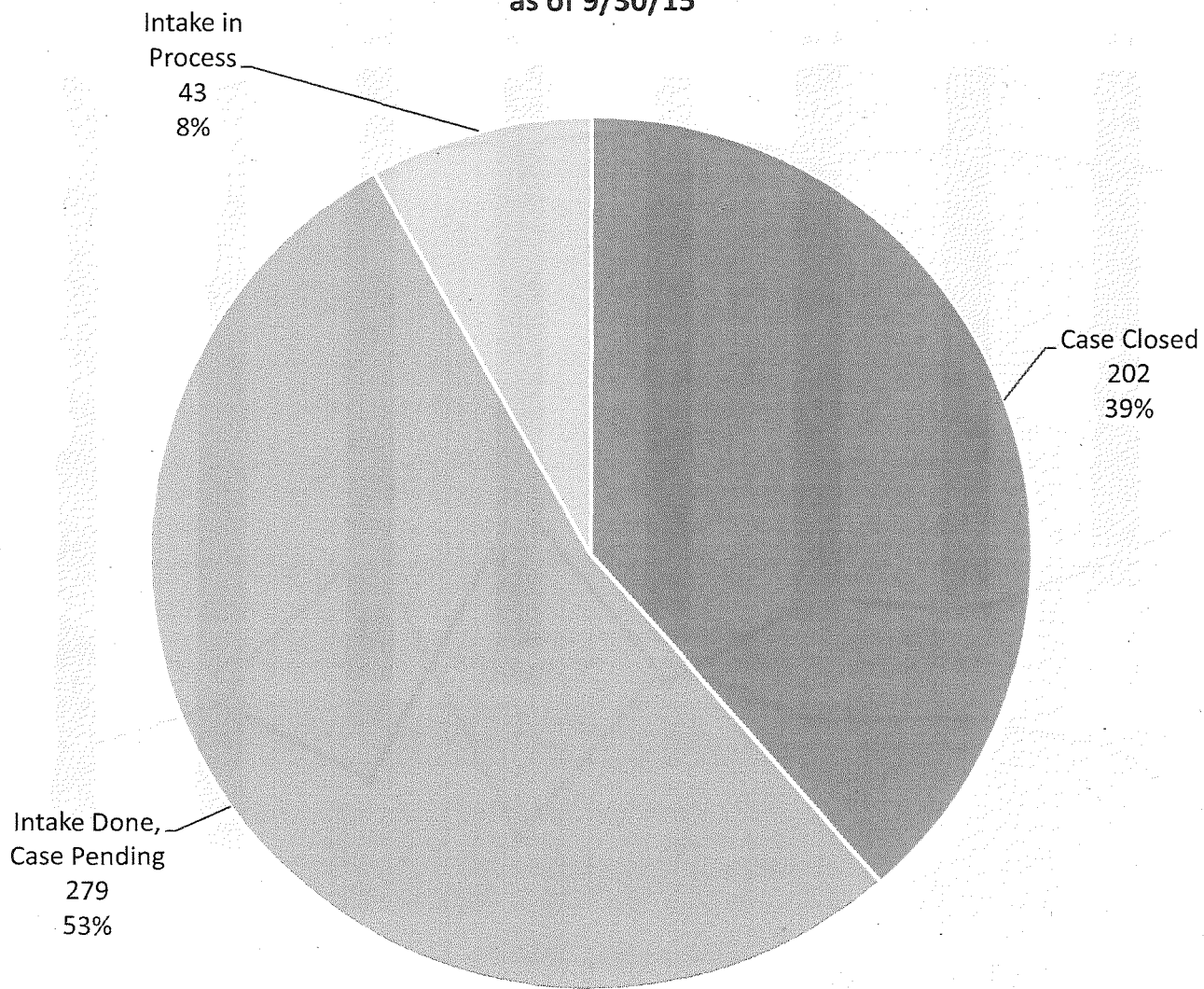
Status of OCC Cases - Year 2016

as of 09/30/16

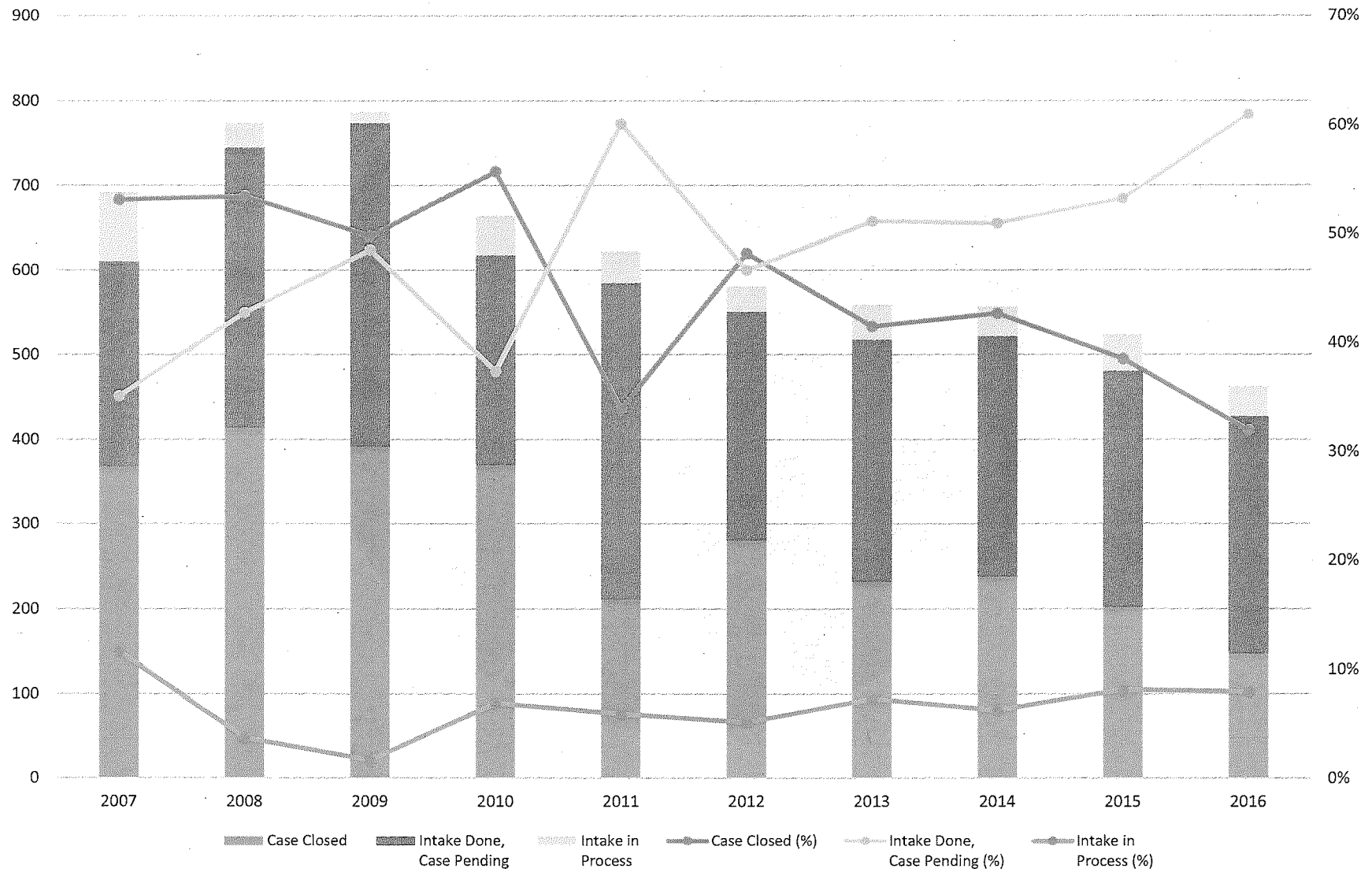


Status of OCC Cases - Year 2015

as of 9/30/15



Status of OCC Cases - Year 2016 as of 09/30/16



STATUS OF OCC COMPLAINTS - YEAR 2016
as of 09/30/16

THE POLICE COMMISSION
OFFICE OF CITIZEN COMPLAINTS
CITY AND COUNTY OF SAN FRANCISCO



Case	Received	Intake Done	Days Elapsed	Review Done	Days Elapsed	Closed	Days Elapsed	Total Days/Status	Synopsis of Case	Sent to MCD
0001-16	01/04/2016	01/20/2016	16	03/31/2016	71	03/31/2016	0	87 - INFO ONLY	INAPPROPRIATE BEHAVIOR	
0002-16	01/04/2016	01/15/2016	11					270 - PENDING	UNNECESSARY FORCE/USE OF PROFANITY	
0003-16	01/05/2016	02/09/2016	35					269 - PENDING	INAPP COMMENTS AND BEHAVIOR/TIGHT CUFFS/NO STAR NUMBER PROVIDED	
0004-16	01/06/2016	01/29/2016	23	03/31/2016	62	03/31/2016	0	85 - MEDIATED	INAPPROPRIATE BEHAVIOR/PROFANITY	
0005-16	01/07/2016	01/12/2016	5	09/22/2016	254			267 - PENDING	OFFICER(S) WOULD NOT TAKE A REPORT	
0006-16	01/07/2016	01/25/2016	18	01/26/2016	1	01/26/2016	0	19 - INFO ONLY	INFORMATION ONLY	
0007-16	01/07/2016	01/22/2016	15	01/22/2016	0	01/25/2016	3	18 - WITHDRAWN	INAPPROPRIATE OFF-DUTY CONDUCT	
0008-16	01/08/2016	02/08/2016	31	03/18/2016	39	03/18/2016	0	70 - MEDIATED	DETENTION AT GUNPOINT	
0009-16	01/11/2016	01/20/2016	9	02/17/2016	28	02/22/2016	5	42 - CLOSED	FAILURE TO SERVE R/O	
0010-16	01/09/2016	01/20/2016	11	04/04/2016	75	04/04/2016	0	86 - CLOSED	ENTERING A RESIDENCE	
0011-16	01/11/2016	01/28/2016	17	08/17/2016	202	09/12/2016	26	245 - CLOSED	SEARCH WITHOUT CAUSE/MISREPRESENTING THE TRUTH	
0012-16	01/11/2016	01/20/2016	9					263 - PENDING	UNWARRANTED ARREST	
0013-16	01/12/2016	01/13/2016	1	04/13/2016	91	04/13/2016	0	92 - CLOSED	INAPPROPRIATE SPEECH/ACTIONS	
0014-16	01/13/2016	03/01/2016	48					261 - PENDING	DETENTION AND ARREST WITHOUT CAUSE/HARASSING THE COMP.	
0015-16	01/13/2016	02/24/2016	42					261 - PENDING	DETENTION WITHOUT JUSTIFICATION/CITATION WITHOUT CAUSE	
0016-16	01/13/2016	01/29/2016	16					261 - PENDING	FAILURE TO PROPERLY INVESTIGATE/INACCURATE REPORT	
0017-16	01/10/2016	01/25/2016	15					264 - PENDING	OFFICERS TOOK BICYCLE FROM JUVENILE, PUT IN DUMPSTER	
0018-16	01/13/2016	02/03/2016	21					261 - PENDING	USED PROFANE LANGUAGE/INAPPROPRIATE BEHAVIOR	
0019-16	01/15/2016	01/15/2016	0	01/15/2016	0	01/19/2016	4	4 - INFO ONLY	POLICE SPRAYING CHEMICALS AT MNC SHELTER	
0020-16	01/14/2016	03/20/2016	66	04/04/2016	15	04/04/2016	0	81 - CLOSED	POLICE SEARCHED RESIDENCE WITHOUT CAUSE/INAPPROPRIATE BEHAVIOR	
0021-16	01/19/2016	01/25/2016	6	06/20/2016	147	06/26/2016	6	159 - WITHDRAWN	OFFICERS DETAINED/SEARCHED/INAPPROPRIATE COMMENTS & BEHAVIOR	
0022-16	01/15/2016	02/05/2016	21					259 - PENDING	OFFICERS DID NOT ARREST COMPLAINANT'S ATTACKER, D/N GIVE POLICE REPORT NUMBER.	
0023-16	01/19/2016	01/25/2016	6					255 - PENDING	OFFICERS DETAINED, UNNECESSARY FORCE, INAPPROPRIATE BEHAVIOR & COMMENTS	
0024-16	01/16/2016	02/11/2016	26					258 - PENDING	FAILURE TO TAKE REQUIRED ACTION	

Case	Received	Intake Done	Days Elapsed	Review Done	Days Elapsed	Closed	Days Elapsed	Total Days/Status	Synopsis of Case	Sent to MCD
0025-16	01/18/2016	01/28/2016	10	01/28/2016	0	02/01/2016	4	14 - INFO ONLY	INFORMATION ONLY	
0026-16	01/21/2016	02/19/2016	29					253 - PENDING	FAILED TO TAKE REQUIRED ACTION/ARREST W-O CAUSE/BEHAVED INAPPROPRIATELY/PROFANITY	
0027-16	01/22/2016	01/27/2016	5					252 - PENDING	EXCESSIVE FORCE DURING ARREST?	
0028-16	01/25/2016	01/26/2016	1	05/31/2016	126	06/06/2016	6	133 - MEDIATED	INAPPROPRIATE COMMENTS	
0029-16	01/25/2016	01/26/2016	1	01/26/2016	0	01/26/2016	0	1 - INFO ONLY	INFORMATION ONLY	
0030-16	01/25/2016	02/02/2016	8	05/24/2016	112	05/30/2016	6	126 - CLOSED	DISCOURTEOUS	
0031-16	01/25/2016	02/02/2016	8					249 - PENDING	FAILURE TO TAKE REQUIRED ACTION	
0032-16	01/20/2016	02/08/2016	19					254 - PENDING	UNWARRANTED CITATION	
0033-16	01/12/2016	01/19/2016	7					262 - PENDING	INAPPROPRIATE BEHAVIOR/EXCESSIVE FORCE	
0034-16	01/27/2016	02/11/2016	15					247 - PENDING	INAPPROPRIATE BEHAVIOR AND HARASSMENT	
0035-16	01/27/2016	04/04/2016	68	05/10/2016	36	05/27/2016	17	121 - CLOSED	DETENTION/CITE	
0036-16	01/28/2016	01/29/2016	1	02/22/2016	24	02/23/2016	1	26 - CLOSED	5150 W/O JUSTIFICATION	
0037-16	01/28/2016	01/29/2016	1	01/29/2016	0	02/01/2016	3	4 - INFO ONLY	INFORMATION ONLY	
0038-16	01/29/2016	02/23/2016	25	08/17/2016	176	08/31/2016	14	215 - WITHDRAWN	ARREST/STEPPED ON PHONE	
0039-16	01/29/2016	02/09/2016	11	03/08/2016	28	03/08/2016	0	39 - CLOSED	TOLD COMP SHE COULD NOT CALL 911/FAILED TO INVESTIGATE OR TAKE REPORT	
0040-16	01/29/2016	01/29/2016	0	01/29/2016	0	02/01/2016	3	3 - INFO ONLY	INFORMATION ONLY	
0041-16	01/29/2016	02/16/2016	18	02/16/2016	0	02/16/2016	0	18 - INFO ONLY	INFORMATION ONLY	
0042-16	01/29/2016	01/29/2016	0					245 - PENDING	FAILED TO CONTACT COMP AFTER HOMICIDE/REWARD POSTERS	
0043-16	02/01/2016	02/01/2016	0	04/25/2016	84	04/29/2016	4	88 - CLOSED	HARASSMENT/THREATS ILLEGAL SEARCH	
0044-16	02/01/2016	02/01/2016	0					242 - PENDING	INAPPROPRIATE COMMENTS	
0045-16	02/02/2016	02/03/2016	1	02/17/2016	14	02/18/2016	1	16 - CLOSED	TOWING A BOAT/TREASURE ISLAND	
0046-16	02/02/2016	02/08/2016	6					241 - PENDING	INAPPROPRIATE BEHAVIOR	
0047-16	02/02/2016	02/02/2016	0	04/13/2016	71	04/13/2016	0	71 - CLOSED	INAPPROPRIATE BEHAVIOR	
0048-16	02/02/2016	02/17/2016	15					241 - PENDING	CITATION WITHOUT JUSTIFICATION AND AGGRESSIVENESS	
0049-16	02/03/2016	02/09/2016	6					240 - PENDING	INAPPROPRIATE BEHAVIOR	
0050-16	02/02/2016	02/25/2016	23	04/19/2016	54	04/21/2016	2	79 - CLOSED	INAPPROPRIATE BEHAVIOR	
0051-16	02/03/2016	02/22/2016	19					240 - PENDING	INAPPROPRIATE BEHAVIOR	

Case	Received	Intake Done	Days Elapsed	Review Done	Days Elapsed	Closed	Days Elapsed	Total Days/Status	Synopsis of Case	Sent to MCD
0052-16	02/03/2016	02/22/2016	19					240 - PENDING	DISPLAYING A WEAPON WITHOUT JUSTIFICATION	
0053-16	02/04/2016	03/09/2016	34					239 - PENDING	UNNECESSARY FORCE/USE OF PROFANITY//INAPPROPRIATE COMMENTS/INTIMIDATION	
0054-16	02/05/2016	02/05/2016	0	03/09/2016	33	03/09/2016	0	33 - CLOSED	INAPPROPRIATE BEHAVIOR	
0055-16	02/05/2016	02/11/2016	6	03/10/2016	28	03/10/2016	0	34 - WITHDRAWN	INAPPROPRIATE BEHAVIOR	
0056-16	02/08/2016	02/11/2016	3					235 - PENDING	SEXUAL SLUR/INAPPROPRIATE CONDUCT	
0057-16	02/09/2016	02/09/2016	0	02/16/2016	7	02/16/2016	0	7 - INFO ONLY	INFORMATION ONLY	
0058-16	02/10/2016	02/24/2016	14					233 - PENDING	FAILURE TO TAKE REQUIRED ACTION/DETENTION	
0059-16	02/10/2016	02/10/2016	0	08/09/2016	181	08/17/2016	8	189 - INFO ONLY	FAILURE TO TAKE REQUIRED ACTION	
0060-16	02/08/2016	02/16/2016	8	02/16/2016	0	02/16/2016	0	8 - INFO ONLY	INFORMATION ONLY	
0061-16	02/08/2016	03/09/2016	30					235 - PENDING	UNNECESSARY FORCE	
0062-16	02/06/2016	02/06/2016	0	02/18/2016	12	02/18/2016	0	12 - INFO ONLY	INFORMATION ONLY	
0063-16	02/11/2016	03/01/2016	19	03/09/2016	8	03/09/2016	0	27 - INFO ONLY	HARASSING THE COMPLAINANT	
0064-16	02/12/2016	03/17/2016	34					231 - PENDING	DETENTION WITHOUT JUSTIFICATION/TOW WITHOUT CAUSE/INAPPROPRIATE BEHAVIOR	
0065-16	02/12/2016	04/08/2016	56					231 - PENDING	DETENTION/CITATION/ARREST/UNNECESSARY FORCE	
0066-16	02/10/2016	02/24/2016	14					233 - PENDING	UNLAWFUL DETENTION/USE OF FORCE	
0067-16	02/10/2016	05/16/2016	96					233 - PENDING	DETENTION/SEARCH/RACIAL SLUR/TOW	
0068-16	02/13/2016	03/01/2016	17					230 - PENDING	TRAFFIC STOP/TOWED VEHICLE	
0069-16	02/16/2016	03/08/2016	21					227 - PENDING	FAILED TO INVESTIGATE	
0070-16	02/16/2016	02/24/2016	8	09/26/2016	215			227 - PENDING	INAPPROPRIATE BEHAVIOR AND COMMENTS	
0071-16	02/14/2016	02/22/2016	8	02/23/2016	1	02/23/2016	0	9 - INFO ONLY	INFORMATION ONLY	
0072-16	02/16/2016	06/08/2016	113					227 - PENDING	FAILURE TO INVESTIGATE	
0073-16	02/16/2016	02/22/2016	6	02/23/2016	1	02/23/2016	0	7 - INFO ONLY	BIAS BY JUDGE	
0074-16	02/15/2016	02/29/2016	14	02/29/2016	0	02/29/2016	0	14 - WITHDRAWN	VEHICLE KEY LEFT IN TOWED CAR	
0075-16	02/16/2016	02/24/2016	8	06/10/2016	107	06/24/2016	14	129 - CLOSED	ARREST/FORCE/TIGHT CUFFS	
0076-16	02/16/2016	02/22/2016	6	02/22/2016	0	02/25/2016	3	9 - INFO ONLY	INFORMATION ONLY	
0077-16	02/17/2016	03/07/2016	19					226 - PENDING	USE OF FORCE/ISSUED CITATION WITHOUT CAUSE/INAPPROPRIATE COMMENTS AND BEHAVIOR	
0078-16	02/18/2016	03/10/2016	21					225 - PENDING	FAILURE TO TAKE REQUIRED ACTION/BIASED POLICING	

Case	Received	Intake Done	Days Elapsed	Review Done	Days Elapsed	Closed	Days Elapsed	Total Days/Status	Synopsis of Case	Sent to MCD
0078-17	02/15/2016							228 - PENDING	FAILURE TO TAKE REQUIRED ACTION	
0079-16	02/18/2016	03/15/2016	26					225 - PENDING	ARREST WITHOUT CAUSE	
0080-16	02/18/2016	02/25/2016	7					225 - PENDING	DETENTION/ARREST/FAILURE TO TAKE REQUIRED ACTION/UNNECESSARY FORCE/FALSE CHARGE	
0081-16	02/18/2016	03/16/2016	27					225 - PENDING	DETENTION/SEARCH/INAPPROPRIATE BEHAVIOR	
0082-16	02/18/2016	03/28/2016	39					225 - PENDING	DETENTION/PROPERTY SEARCH/BIASED POLICING/INAP COMMENTS/FAILURE TO ID	
0083-16	02/12/2016	03/01/2016	18					231 - PENDING	FORCE	
0084-16	02/23/2016	03/01/2016	7					220 - PENDING	FAILURE TO INVESTIGATE	
0085-16	02/24/2016	03/08/2016	13					219 - PENDING	FAILURE TO TAKE REQUIRED ACTION	
0086-16	02/24/2016	03/09/2016	14					219 - PENDING	RETALIATORY ARREST/VANDALIZED COMP'S PROPERTY/DISOURTESY	
0087-16	02/22/2016	03/10/2016	17	03/10/2016	0	03/10/2016	0	17 - MERGED	FAILED TO NOTIFY OWNER BEFORE TOW	
0088-16	02/22/2016	04/04/2016	42	04/28/2016	24	04/29/2016	1	67 - CLOSED	HARASSING THE COMPLAINANT	
0089-16	02/25/2016	03/15/2016	19					218 - PENDING	UF FOLLOWING SHOPLIFTING ARREST	
0090-16	02/25/2016	03/08/2016	12					218 - PENDING	UNWARRANTED CITE/INAPPROPRIATE BEHAVIOR	
0091-16	02/24/2016	02/29/2016	5	02/29/2016	0	02/29/2016	0	5 - MERGED	DETENTION/ARREST/UNNECESSARY FORCE/SEARCH WITHOUT CAUSE	
0092-16	02/24/2016	02/29/2016	5					219 - PENDING	ISSUED CITATION/PROFANITY/UNNECESSARY FORCE/MISREPRESENT TRUTH	
0093-16	02/26/2016	02/26/2016	0	02/26/2016	0	02/26/2016	0	0 - CLOSED	CITATION WITHOUT JUSTIFICATION	
0094-16	02/26/2016	03/14/2016	17	06/07/2016	85	06/24/2016	17	119 - CLOSED	OFFICER ISSUED A CITATION WITHOUT JUSTIFICATION	
0095-16	02/26/2016	03/17/2016	20					217 - PENDING	5150'D WITHOUT JUSTIFICATION, MISSING ID, INAPPROPRIATE COMMENT	
0096-16	02/29/2016	03/03/2016	3	04/08/2016	36	04/11/2016	3	42 - MEDIATED	FAILURE TO PROPERLY INVESTIGATE	
0097-16	02/29/2016	03/02/2016	2	05/02/2016	61	05/28/2016	26	89 - CLOSED	FAILURE TO PROPERLY PROCESS PROPERTY	
0098-16	02/29/2016	03/21/2016	21	05/19/2016	59	05/30/2016	11	91 - CLOSED	UNNECESSARY FORCE	
0099-16	02/26/2016	03/11/2016	14	03/11/2016	0	03/15/2016	4	18 - INFO ONLY	INFORMATION ONLY	
0100-16	03/02/2016	03/17/2016	15					212 - PENDING	INAPPROPRIATE BEHAVIOR	
0101-16	03/02/2016	03/02/2016	0	07/08/2016	128	07/15/2016	7	135 - MEDIATED	RUDE COMMENTS	
0102-16	03/04/2016	03/16/2016	12					210 - PENDING	VEHICLE SEARCH WITHOUT CAUSE/CITATION WITHOUT CAUSE/INAPPROPRIATE BEHAVIOR	
0103-16	03/02/2016	03/11/2016	9	03/11/2016	0	03/15/2016	4	13 - INFO ONLY	INFORMATION ONLY	
0104-16	03/04/2016	03/23/2016	19	07/06/2016	105	07/15/2016	9	133 - CLOSED	INACCURATE CITATION	

Case	Received	Intake Done	Days Elapsed	Review Done	Days Elapsed	Closed	Days Elapsed	Total Days/Status	Synopsis of Case	Sent to MCD
0105-16	03/07/2016	03/21/2016	14					207 - PENDING	FORCE/INTERFERING WITH ONLOOKERS	
0106-16	03/07/2016	03/09/2016	2					207 - PENDING	FORCE/INTERFERING WITH ONLOOKERS	
0107-16	02/28/2016	04/20/2016	52					215 - PENDING	FAILURE TO TAKE REQUIRED ACTION	
0108-16	03/08/2016	03/09/2016	1	03/09/2016	0	03/09/2016	0	1 - INFO ONLY	INFORMATION ONLY	
0109-16	03/08/2016	04/28/2016	51					206 - PENDING	FAILURE TO INVESTIGATE	
0110-16	02/29/2016	02/29/2016	0	02/29/2016	0	03/16/2016	16	16 - MERGED	FORCE/INAPP COMMENTS/DETENTION	
0111-16	03/03/2016	05/24/2016	82					211 - PENDING	CITE/RETALIATION/COMMENTS/NO NAME/CURSING	
0112-16	03/09/2016	03/10/2016	1	03/10/2016	0	04/12/2016	33	34 - INFO ONLY	INFORMATION ONLY	
0113-16	03/10/2016	03/10/2016	0					204 - PENDING	FAILURE TO TAKE REQUIRED ACTION	
0114-16	03/10/2016	03/24/2016	14	03/24/2016	0	03/24/2016	0	14 - CLOSED	INAPPROPRIATE COMMENTS/BEHAVIOR	
0115-16	03/10/2016	03/14/2016	4					204 - PENDING	FAILURE TO TAKE REQUIRED ACTION/INAPPROPRIATE COMMENTS	
0116-16	03/11/2016	03/11/2016	0					203 - PENDING	INAPPROPRIATE BEHAVIOR	
0117-16	03/15/2016	03/23/2016	8	09/29/2016	190			199 - PENDING	INAPPROPRIATE BEHAVIOR	
0118-16	03/15/2016	03/15/2016	0	03/15/2016	0	03/16/2016	1	1 - INFO ONLY	INFORMATION ONLY	
0119-16	03/15/2016	03/15/2016	0	03/15/2016	0	03/16/2016	1	1 - INFO ONLY	INFORMATION ONLY	
0120-16	03/16/2016	04/01/2016	16					198 - PENDING	UNNECESSARY FORCE AND PROFANITY	
0121-16	03/15/2016	03/15/2016	0	03/15/2016	0	03/16/2016	1	1 - INFO ONLY	INFORMATION ONLY	
0122-16	03/17/2016	03/17/2016	0	03/17/2016	0	03/18/2016	1	1 - INFO ONLY	INFORMATION ONLY	
0123-16	03/16/2016	03/21/2016	5	08/19/2016	151			198 - PENDING	POSTED INAPPROPRIATE FACEBOOK MESSAGE	
0124-16	03/17/2016	03/21/2016	4					197 - PENDING	SEARCH WITHOUT CAUSE/PROPERTY SEIZURE/INAPPROPRIATE BEHAVIOR	
0125-16	03/14/2016	03/14/2016	0	03/14/2016	0	03/18/2016	4	4 - INFO ONLY	INFORMATION ONLY	
0126-16	03/18/2016	03/21/2016	3					196 - PENDING	RUDE ATTITUDE OR DEMEANOR	
0127-16	03/18/2016	03/21/2016	3					196 - PENDING	DRIVING IMPROPERLY	
0128-16	03/18/2016	03/21/2016	3	04/11/2016	21	04/11/2016	0	24 - CLOSED	FAILED TO TAKE REQUIRED ACTION	
0129-16	03/18/2016	05/04/2016	47	08/17/2016	105	08/17/2016	0	152 - CLOSED	DRIVING IMPROPERLY	
0130-16	03/21/2016	03/24/2016	3	05/17/2016	54	05/30/2016	13	70 - MEDIATED	MISREPRESENTING THE TRUTH	
0131-16	03/11/2016	03/22/2016	11					203 - PENDING	FAILED TO WRITE AN INCIDENT REPORT/PROPERLY INVESTIGATE	

Case	Received	Intake Done	Days Elapsed	Review Done	Days Elapsed	Closed	Days Elapsed	Total Days/Status	Synopsis of Case	Sent to MCD
0132-16	03/21/2016	06/07/2016	78					193 - PENDING	OFFICER FAILED TO PROPERLY INVESTIGATE/FAILED TO CALL COMP	
0133-16	03/22/2016	03/28/2016	6					192 - PENDING	ARREST WITHOUT CAUSE	
0134-16	03/22/2016	03/28/2016	6					192 - PENDING	ISSUING AN INVALID ORDER/INAPPROPRIATE BEHAVIOR	
0135-16	03/22/2016	03/29/2016	7	07/12/2016	105	07/18/2016	6	118 - CLOSED	INAPPROPRIATE COMMENTS	
0136-16	03/21/2016	03/31/2016	10	05/23/2016	53	05/30/2016	7	70 - MEDIATED	INAPPROPRIATE COMMENTS AND BEHAVIOR	
0137-16	03/21/2016	03/31/2016	10					193 - PENDING	CITATION WITHOUT CAUSE AND INAPPROPRIATE BEHAVIOR/COMMENTS	
0138-16	03/21/2016	04/12/2016	22	07/11/2016	90	07/18/2016	7	119 - CLOSED	DETENTION/SEARCH/THREATENED	
0139-16	03/25/2016	03/28/2016	3	05/13/2016	46	05/27/2016	14	63 - WITHDRAWN	FAILURE TO TAKE REQUIRED ACTION	
0140-16	03/25/2016	03/25/2016	0	04/07/2016	13	04/13/2016	6	19 - INFO ONLY	INFORMATION ONLY	
0141-16	03/17/2016	04/15/2016	29					197 - PENDING	FAILURE TO INVESTIGATE/INAPPROPRIATE COMMENTS	
0142-16	03/18/2016	04/13/2016	26					196 - PENDING	INAPPROPRIATE BEHAVIOR	
0143-16	03/25/2016	03/28/2016	3					189 - PENDING	INAPPROPRIATE BEHAVIOR	
0144-16	03/28/2016	04/10/2016	13	05/23/2016	43	05/30/2016	7	63 - MEDIATED	NEGLECT OF DUTY/FAILURE TO TAKE REQUIRED ACTION	
0145-16	03/28/2016	03/28/2016	0					186 - PENDING	FAILURE TO TAKE REQUIRED ACTION	
0146-16	03/26/2016	04/18/2016	23					188 - PENDING	FAILURE TO TAKE REQUIRED ACTION/INAPPROPRIATE BEHAVIOR/DAMAGING PROPERTY	
0147-16	03/26/2016	04/19/2016	24					188 - PENDING	INAPPROPRIATE BEHAVIOR/CITATION WITHOUT CAUSE	
0148-16	03/29/2016	03/29/2016	0	05/16/2016	48	05/30/2016	14	62 - MEDIATED	PROFANITY/INAPPROPRIATE BEHAVIOR & COMMENTS	
0149-16	03/29/2016	03/29/2016	0	03/29/2016	0	04/01/2016	3	3 - MERGED	ARREST WITHOUT CAUSE	
0150-16	03/31/2016	04/22/2016	22					183 - PENDING	RUDE COMMENTS/DISCRIMINATION/UNNECESSARY FORCE	
0151-16	04/04/2016	04/05/2016	1	04/07/2016	2	04/07/2016	0	3 - INFO ONLY	INFORMATION ONLY	
0152-16	04/02/2016	04/02/2016	0	04/06/2016	4	04/06/2016	0	4 - INFO ONLY	INFORMATION ONLY	
0153-16	04/03/2016	05/24/2016	51	06/08/2016	15	06/24/2016	16	82 - INFO ONLY	FAILED TO RESPOND TO NOISE COMPLAINT	
0154-16	04/07/2016	05/12/2016	35					176 - PENDING	FAILURE TO PROPERLY INVESTIGATE	
0155-16	04/08/2016	04/11/2016	3					175 - PENDING	DETENTION/ARREST	
0156-16	04/04/2016	04/21/2016	17	04/26/2016	5	04/29/2016	3	25 - INFO ONLY	FAILED TO PROCESS PROPERTY	
0157-16	04/07/2016	05/31/2016	54					176 - PENDING	ARREST/UNNECESSARY FORCE/FAILED TO PROCESS PROPERTY	
0158-16	01/25/2016	04/22/2016	88					249 - PENDING	DETAINED/TURNED OVER TO ICE	

Case	Received	Intake Done	Days Elapsed	Review Done	Days Elapsed	Closed	Days Elapsed	Total Days/Status	Synopsis of Case	Sent to MCD
0159-16	04/07/2016	04/08/2016	1	04/08/2016	0	05/30/2016	52	53 - CLOSED	INFORMATION ONLY	
0160-16	04/08/2016	04/13/2016	5	06/22/2016	70	08/12/2016	51	126 - CLOSED	UNWARRANTED CITE	
0161-16	04/05/2016	04/08/2016	3	04/08/2016	0	04/11/2016	3	6 - INFO ONLY	INFORMATION ONLY	
0162-16	04/08/2016	05/10/2016	32					175 - PENDING	INAPPROPRIATE REMARKS/UNWARRANTED ACTION	
0163-16	04/11/2016	04/27/2016	16					172 - PENDING	DETAINED WITHOUT CAUSE/TOW WITHOUT CAUSE/FAILURE TO WRITE REPORT	
0164-16	04/07/2016	04/22/2016	15					176 - PENDING	EXCESSIVE FORCE	
0165-16	04/11/2016	05/02/2016	21					172 - PENDING	EXCESSIVE FORCE	
0166-16	04/10/2016	05/05/2016	25					173 - PENDING	FORCE/DETENTION/THREATS	
0167-16	04/12/2016	04/15/2016	3	04/15/2016	0	04/18/2016	3	6 - INFO ONLY	INAPPROPRIATE BEHAVIOR/COMMENTS	
0168-16	04/13/2016	05/06/2016	23					170 - PENDING	INAPPROPRIATE BEHAVIOR/COMMENTS	
0169-16	04/13/2016	04/14/2016	1	04/21/2016	7	04/22/2016	1	9 - INFO ONLY	INFORMATION ONLY	
0170-16	04/12/2016	05/11/2016	29	08/24/2016	105	08/31/2016	7	141 - CLOSED	DETENTION AND CITE/PROFANITY/SEXUAL SLURS/INAPPROPRIATE BEHAVIOR	
0171-16	04/13/2016	04/18/2016	5					170 - PENDING	POLICE CAR PARKED ON MUNI RAILWAY TRACKS BLOCKING TRAFFIC	
0172-16	04/13/2016	05/16/2016	33					170 - PENDING	THREATS/RIGHTS OF ONLOOKER	
0173-16	04/13/2016	04/18/2016	5	07/07/2016	80	07/15/2016	8	93 - CLOSED	PROFANITY/INAPPROPRIATE COMMENTS	
0174-16	04/13/2016	04/18/2016	5	08/08/2016	112	08/17/2016	9	126 - INFO ONLY	FAILURE TO TAKE A REPORT	
0175-16	04/14/2016	04/26/2016	12	05/17/2016	21	05/30/2016	13	46 - CLOSED	WARRANT ERRONEOUSLY PLACED IN COMP'S RECORD	
0176-16	04/14/2016	04/18/2016	4	04/18/2016	0	04/19/2016	1	5 - INFO ONLY	NEGLECT OF DUTY	
0177-16	04/15/2016	04/19/2016	4	04/19/2016	0	05/27/2016	38	42 - INFO ONLY	FAILURE TO TAKE REQUIRED ACTION/WRITE AN INCIDENT REPORT	
0178-16	04/15/2016	04/19/2016	4	04/19/2016	0	04/20/2016	1	5 - INFO ONLY	COMP FAXED A RAMBLING NOTICE	
0179-16	04/15/2016	04/20/2016	5	07/21/2016	92	08/12/2016	22	119 - MEDIATED	CITATION/BIASED POLICING	
0180-16	04/13/2016	04/18/2016	5					170 - PENDING	CITE/PAPER CUT	
0181-16	04/16/2016	04/27/2016	11	04/27/2016	0	04/29/2016	2	13 - INFO ONLY	ARREST WITHOUT CAUSE	
0182-16	04/17/2016	05/19/2016	32					166 - PENDING	FAILURE TO WRITE A REPORT	
0183-16	04/14/2016	04/22/2016	8	04/28/2016	6	04/29/2016	1	15 - WITHDRAWN	DISCLOSING CONFIDENTIAL INFORMATION	
0184-16	04/18/2016	05/04/2016	16					165 - PENDING	UNNECESSARY FORCE	
0185-16	04/20/2016	05/19/2016	29					163 - PENDING	DETENTION/RACIAL SLUR/ARREST/FORCE	

Case	Received	Intake Done	Days Elapsed	Review Done	Days Elapsed	Closed	Days Elapsed	Total Days/Status	Synopsis of Case	Sent to MCD
0186-16	04/19/2016	06/21/2016	63					164 - PENDING	DETENTION/UNNECESSARY FORCE	
0187-16	04/20/2016	06/01/2016	42					163 - PENDING	INAPPROPRIATE COMMENTS	
0188-16	04/20/2016	04/28/2016	8					163 - PENDING	UNLAWFUL SEARCH/UNNECESSARY FORCE DURING ARREST AND AT STATION	
0189-16	04/21/2016	04/21/2016	0	06/07/2016	47	06/26/2016	19	66 - INFO ONLY	INFORMATION ONLY	
0190-16	04/22/2016	05/23/2016	31					161 - PENDING	FAILURE TO INVESTIGATE	
0191-16	04/25/2016	04/25/2016	0	05/06/2016	11	05/30/2016	24	35 - CLOSED	FAILURE TO TAKE REQUIRED ACTION	
0192-16	04/25/2016	04/25/2016	0	05/06/2016	11	05/28/2016	22	33 - INFO ONLY	FAILURE TO TAKE REQUIRED ACTION	
0193-16	04/25/2016	04/25/2016	0					158 - PENDING	INAPPROPRIATE COMMENTS/BEHAVIOR	
0194-16	04/25/2016	05/06/2016	11	07/07/2016	62	07/22/2016	15	88 - CLOSED	CITATION WITHOUT CAUSE/INAPPROPRIATE BEHAVIOR	
0195-16	04/26/2016	04/28/2016	2	07/08/2016	71	08/31/2016	54	127 - CLOSED	INAPPROPRIATE COMMENTS	
0196-16	04/26/2016	05/13/2016	17	05/20/2016	7	05/28/2016	8	32 - CLOSED	INAPPROPRIATE BEHAVIOR	
0197-16	04/27/2016	05/02/2016	5	05/02/2016	0	05/28/2016	26	31 - INFO ONLY	FAILURE TO TAKE THE REQUIRED ACTION	
0198-16	04/28/2016	04/29/2016	1					155 - PENDING	UNWARRANTED ARREST	
0199-16	04/29/2016	05/31/2016	32					154 - PENDING	CALLED EMT OVER OBJECTION/INAPPROPRIATE COMMENT	
0200-16	04/29/2016							154 - PENDING	FAILURE TO TAKE A REPORT/INAPPROPRIATE BEHAVIOR	
0201-16	04/29/2016	05/19/2016	20					154 - PENDING	FAILURE TO TAKE A REPORT	
0202-16	04/29/2016	05/09/2016	10					154 - PENDING	INVALID ORDER/INAPPROPRIATE COMMENTS	
0203-16	05/03/2016	05/13/2016	10					150 - PENDING	FAILURE TO TAKE REQUIRED ACTION/INAPPROPRIATE BEHAVIOR	
0204-16	05/02/2016	05/16/2016	14					151 - PENDING	THREATENING/HARASSING BEHAVIOR	
0205-16	05/03/2016	05/16/2016	13					150 - PENDING	INAPPROPRIATE BEHAVIOR/BIASED POLICING	
0206-16	05/03/2016	05/12/2016	9					150 - PENDING	ARREST/INTERFERED WITH ONLOOKERS/TIGHT CUFFS	
0207-16	05/03/2016	05/17/2016	14					150 - PENDING	DETENTION WITHOUT JUSTIFICATION	
0208-16	05/04/2016	05/12/2016	8					149 - PENDING	INACCURATE REPORT	
0209-16	05/04/2016	05/13/2016	9	06/24/2016	42	07/05/2016	11	62 - MEDIATED	CITATION	
0210-16	05/04/2016	05/10/2016	6	08/08/2016	90	08/17/2016	9	105 - CLOSED	INAPPROPRIATE BEHAVIOR	
0211-16	05/05/2016	05/16/2016	11					148 - PENDING	DETENTION AND ARREST WITHOUT CAUSE	
0212-16	05/05/2016	05/13/2016	8					148 - PENDING	INAPPROPRIATE BEHAVIOR/DETENTION	

Case	Received	Intake Done	Days Elapsed	Review Done	Days Elapsed	Closed	Days Elapsed	Total Days/Status	Synopsis of Case	Sent to MCD
0213-16	05/05/2016	05/06/2016	1	05/06/2016	0	05/28/2016	22	23 - INFO ONLY	INFORMATION ONLY	
0214-16	05/05/2016	05/10/2016	5	05/10/2016	0	06/24/2016	45	50 - MEDIATED	FAILED TO TAKE REQUIRED ACTION	
0215-16	05/05/2016	06/14/2016	40					148 - PENDING	DETENTION/BIASED POLICING	
0216-16	05/06/2016	06/27/2016	52					147 - PENDING	HARSH LANGUAGE/BEHAVIOR	
0217-16	05/06/2016	07/18/2016	73					147 - PENDING	UNNECESSARY FORCE	
0218-16	05/06/2016	05/17/2016	11					147 - PENDING	INAPPROPRIATE COMMENTS/BEHAVIOR	
0219-16	05/04/2016	05/17/2016	13					149 - PENDING	INAPPROPRIATE COMMENTS	
0220-16	05/09/2016	05/11/2016	2					144 - PENDING	INAPPROPRIATE BEHAVIOR/ARREST WITHOUT CAUSE	
0221-16	05/09/2016	05/11/2016	2	09/09/2016	121			144 - PENDING	INAPPROPRIATE BEHAVIOR	
0222-16	05/09/2016	05/11/2016	2	07/12/2016	62	07/16/2016	4	68 - CLOSED	INAPPROPRIATE BEHAVIOR/FAILURE TO WRITE REPORT	
0223-16	05/10/2016	05/24/2016	14					143 - PENDING	BIASED POLICING/INTIMIDATING BEHAVIOR/UNNECESSARY FORCE	
0224-16	05/11/2016	05/24/2016	13					142 - PENDING	FAILURE TO WRITE AN ACCURATE REPORT	
0225-16	05/12/2016	05/12/2016	0					141 - PENDING	INAPPROPRIATE BEHAVIOR	
0226-16	05/11/2016	05/13/2016	2	05/13/2016	0	05/30/2016	17	19 - INFO ONLY	INAPPROPRIATE COMMENTS	
0227-16	05/13/2016	06/08/2016	26					140 - PENDING	UNNECESSARY FORCE/DETENTION	
0228-16	05/13/2016	06/08/2016	26					140 - PENDING	CITATION WITHOUT CAUSE/RACIAL PROFILING	
0229-16	05/13/2016	05/17/2016	4	09/01/2016	107	09/12/2016	11	122 - MEDIATED	HARASSMENT/FAILURE TO INVESTIGATE/BIASED POLICING	
0230-16	05/13/2016	05/24/2016	11					140 - PENDING	FAILURE TO TAKE REQUIRED ACTION	
0231-16	05/13/2016	05/24/2016	11	06/07/2016	14	06/24/2016	17	42 - INFO ONLY	FAILURE TO TAKE REQUIRED ACTION	
0232-16	05/16/2016	06/03/2016	18					137 - PENDING	PROFANITY AND DETENTION WITHOUT JUSTIFICATION	
0233-16	05/16/2016	05/23/2016	7					137 - PENDING	ARREST WITHOUT CAUSE	
0234-16	05/16/2016	06/13/2016	28					137 - PENDING	FALSE CHARGES	
0235-16	05/16/2016	05/24/2016	8	05/24/2016	0	05/28/2016	4	12 - INFO ONLY	FAILURE TO INVESTIGATE	
0236-16	05/16/2016	05/31/2016	15					137 - PENDING	FAILED TO TAKE REQUIRED ACTION	
0237-16	05/18/2016	05/26/2016	8					135 - PENDING	INAPPROPRIATE COMMENTS	
0238-16	05/18/2016	06/13/2016	26					135 - PENDING	OFFICERS CHASED, BEAT MAN WITH BATONS	
0239-16	05/19/2016	05/26/2016	7					134 - PENDING	FAILED TO RESPOND TO ROBBERY REPORT	
0240-16	05/04/2016	06/10/2016	37					149 - PENDING	DETENTION/FORCE/BIASED POLICING	

Case	Received	Intake Done	Days Elapsed	Review Done	Days Elapsed	Closed	Days Elapsed	Total Days/Status	Synopsis of Case	Sent to MCD
0241-16	05/20/2016	06/30/2016	41					133 - PENDING	INAPPROPRIATE COMMENTS/BEHAVIOR	
0242-16	05/19/2016	05/26/2016	7					134 - PENDING	UNWARRANTED CITE	
0243-16	05/19/2016	05/23/2016	4					134 - PENDING	UNWARRANTED ARREST	
0244-16	05/19/2016	06/10/2016	22	08/09/2016	60	08/17/2016	8	90 - MEDIATED	INAPPROPRIATE BEHAVIOR	
0245-16	05/20/2016	05/23/2016	3	05/23/2016	0	05/30/2016	7	10 - INFO ONLY	INFORMATION ONLY	
0246-16	05/21/2016	05/23/2016	2	05/23/2016	0	05/30/2016	7	9 - INFO ONLY	INFORMATION ONLY	
0247-16	05/21/2016	06/09/2016	19					132 - PENDING	CITE/BEHAVIOR	
0248-16	05/23/2016	05/26/2016	3					130 - PENDING	STRIP SEARCH WITHOUT CAUSE	
0249-16	05/25/2016	06/08/2016	14					128 - PENDING	INAPPROPRIATE, RACIST COMMENT/BEHAVIOR	
0250-16	05/23/2016	06/27/2016	35					130 - PENDING	SHOPPING WHILE ON DUTY	
0251-16	05/20/2016	06/07/2016	18	07/01/2016	24	07/01/2016	0	42 - MEDIATED	INAPPROPRIATE BEHAVIOR/COMMENTS	
0252-16	05/24/2016	05/31/2016	7					129 - PENDING	UNNECESSARY FORCE	
0253-16	05/25/2016	05/25/2016	0	05/25/2016	0	05/30/2016	5	5 - INFO ONLY	INFORMATION ONLY	
0254-16	05/26/2016	06/02/2016	7	06/13/2016	11	06/24/2016	11	29 - INFO ONLY	FAILURE TO TAKE REQUIRED ACTION	
0255-16	05/26/2016	05/27/2016	1	06/13/2016	17	06/24/2016	11	29 - INFO ONLY	INAPPROPRIATE BEHAVIOR	
0256-16	05/27/2016	06/01/2016	5	08/30/2016	90	09/02/2016	3	98 - CLOSED	FAILURE TO TAKE REQUIRED ACTION/INAPPROPRIATE BEHAVIOR	
0257-16	05/27/2016	06/03/2016	7	06/20/2016	17	06/26/2016	6	30 - CLOSED	CITATION WITHOUT JUSTIFICATION	
0258-16	06/01/2016	06/01/2016	0					121 - PENDING	FAILURE TO WRITE A REPORT/FAILURE TO TAKE REQUIRED ACTION	
0259-16	05/27/2016	06/22/2016	26					126 - PENDING	INAPPROPRIATE & INTIMIDATING BEHAVIOR	
0260-16	05/28/2016	06/27/2016	30					125 - PENDING	IMPROPER DRIVING	
0261-16	05/30/2016	06/23/2016	24					123 - PENDING	WRITING AN INACCURATE CITATION/CITATION WITHOUT CAUSE	
0262-16	06/01/2016	06/16/2016	15	08/30/2016	75	09/02/2016	3	93 - MEDIATED	DETENTION/FORCE/CITATION WITHOUT CAUSE/BIASED POLICING	
0263-16	06/02/2016	06/29/2016	27					120 - PENDING	CITATION WITHOUT CAUSE	
0264-16	06/01/2016	06/23/2016	22					121 - PENDING	FAILURE TO TAKE REQUIRED ACTION	
0265-16	06/02/2016	06/22/2016	20					120 - PENDING	WRITING AN INACCURATE INCIDENT REPORT	
0266-16	06/06/2016	06/10/2016	4					116 - PENDING	ARREST WITHOUT CAUSE	
0267-16	06/06/2016	06/09/2016	3	07/08/2016	29	07/15/2016	7	39 - MEDIATED	INAPPROPRIATE COMMENTS	
0268-16	06/06/2016	06/15/2016	9					116 - PENDING	CITATION WITHOUT CAUSE	

Case	Received	Intake Done	Days Elapsed	Review Done	Days Elapsed	Closed	Days Elapsed	Total Days/Status	Synopsis of Case	Sent to MCD
0269-16	06/07/2016	07/26/2016	49					115 - PENDING	FAILED TO TAKE REQUIRED ACTION	
0270-16	05/31/2016	06/21/2016	21	07/12/2016	21	07/18/2016	6	48 - CLOSED	FAILED TO TAKE REQUIRED ACTION	
0271-16	06/03/2016	06/24/2016	21					119 - PENDING	DETENTION/HANDCUFF/SEARCHING/HARASSMENT	
0272-16	06/07/2016	06/28/2016	21					115 - PENDING	FAILURE TO TAKE REQUIRED ACTION/FAILURE TO INVESTIGATE	
0273-16	06/09/2016	06/21/2016	12					113 - PENDING	DETENTION/INAPPROPRIATE COMMENTS	
0274-16	06/10/2016	06/10/2016	0	07/21/2016	41	08/12/2016	22	63 - MEDIATED	FAILURE TO PROMPTLY RESPOND TO SCENE/PROPERLY INVESTIGATE	
0275-16	06/10/2016	06/28/2016	18					112 - PENDING	ENTERING/SEARCHING RESIDENCE WITHOUT CAUSE	
0276-16	06/13/2016	06/15/2016	2					109 - PENDING	BEHAVED & SPOKE INAPPROPRIATELY	
0277-16	06/13/2016	06/16/2016	3	08/17/2016	62	08/17/2016	0	65 - CLOSED	FAILED TO TAKE REQUIRED ACTION	
0278-16	06/13/2016	06/17/2016	4					109 - PENDING	BEHAVED & SPOKE INAPPROPRIATELY/FAILED TO TAKE REQUIRED ACTION	
0279-16	06/09/2016	06/09/2016	0	06/09/2016	0	06/24/2016	15	15 - INFO ONLY	INFORMATION ONLY	
0280-16	02/10/2016	08/23/2016	195					233 - PENDING	INACCURATE COLLISION REPORT	
0281-16	06/13/2016	07/14/2016	31					109 - PENDING	DETENTION/ARREST/COMMENTS/BEHAVIOR/SS	
0282-16	06/13/2016	07/06/2016	23					109 - PENDING	INAPPROPRIATE COMMENTS/BEHAVIOR	
0283-16	06/14/2016	06/17/2016	3					108 - PENDING	CITATION WITHOUT JUSTIFICATION	
0284-16	06/14/2016	06/24/2016	10					108 - PENDING	INAPPROPRIATE BEHAVIOR	
0285-16	06/14/2016	06/30/2016	16					108 - PENDING	FAILURE TO TAKE REQUIRED ACTION	
0286-16	06/14/2016	07/13/2016	29					108 - PENDING	INAPPROPRIATE BEHAVIOR	
0287-16	06/16/2016	06/17/2016	1					106 - PENDING	TRAFFIC CITE BY PLAIN CLOTHES	
0288-16	06/17/2016	06/20/2016	3	09/12/2016	0	09/12/2016	0	87 - MEDIATED	INVALID ORDER/INAPPROPRIATE COMMENTS	
0289-16	06/16/2016	06/17/2016	1	06/17/2016	0	06/26/2016	9	10 - INFO ONLY	INFORMATION ONLY	
0290-16	06/17/2016	06/20/2016	3					105 - PENDING	5150 WITHOUT JUSTIFICATION	
0291-16	01/19/2016	06/23/2016	156					255 - PENDING	HARASSMENT/SEXUAL SLUR	
0292-16	06/15/2016	07/06/2016	21					107 - PENDING	FAILURE TO TAKE REQUIRED ACTION	
0293-16	06/20/2016	06/27/2016	7					102 - PENDING	DID NOT CITE DRIVER FOR NOT HAVING DRIVER'S LICENSE	
0294-16	06/21/2016							101 - PENDING	WRONGFULLY ARRESTED/ISSUED A CITATION	
0295-16	06/22/2016	07/20/2016	28					100 - PENDING	USE OF FORCE/DETENTION WITHOUT JUSTIFICATION	
0296-16	06/23/2016	07/11/2016	18					99 - PENDING	FAILURE TO TAKE REQUIRED ACTION	
0297-16	06/23/2016	07/05/2016	12	09/09/2016	66	09/13/2016	4	82 - MEDIATED	FAILURE TO TAKE REQUIRED ACTION	

Case	Received	Intake Done	Days Elapsed	Review Done	Days Elapsed	Closed	Days Elapsed	Total Days/Status	Synopsis of Case	Sent to MCD
0298-16	06/24/2016	06/30/2016	6					98 - PENDING	INAPPROPRIATE COMMENTS/FAILURE TO TAKE REPORT	
0299-16	06/24/2016	07/06/2016	12					98 - PENDING	BIASED POLICING/INACCURATE INCIDENT REPORT	
0300-16	06/27/2016	06/29/2016	2					95 - PENDING	USE OF UNNECESSARY FORCE DURING ARREST	
0301-16	06/27/2016	06/29/2016	2					95 - PENDING	USE OF UNNECESSARY FORCE DURING DETENTION	
0302-16	06/23/2016	07/06/2016	13					99 - PENDING	CITATION WITHOUT CAUSE	
0303-16	06/28/2016	08/12/2016	45					94 - PENDING	FAILURE TO TAKE REQUIRED ACTION	
0304-16	06/28/2016	07/20/2016	22					94 - PENDING	TRAFFIC CITE/FAILING TO ABIDE BY GO ON PLAIN CLOTHES	
0305-16	06/28/2016	06/30/2016	2					94 - PENDING	PROFANE LANGUAGE	
0306-16	06/28/2016	07/01/2016	3	07/01/2016	0	07/01/2016	0	3 - INFO ONLY	FAILURE TO ENFORCE LAW	
0307-16	06/28/2016	07/01/2016	3	07/05/2016	4	07/13/2016	8	15 - INFO ONLY	PROPERTY PROCESSING	
0308-16	06/28/2016	07/01/2016	3					94 - PENDING	FAILURE TO TAKE REQUIRED ACTION	
0309-16	06/29/2016	06/30/2016	1					93 - PENDING	FAILED TO PROPERLY INVESTIGATE	
0310-16	06/30/2016	07/22/2016	22					92 - PENDING	TRAFFIC STOP/CITATION/BIASED POLICING	
0311-16	07/01/2016	07/21/2016	20					91 - PENDING	FAILURE TO TAKE REQUIRED ACTION	
0312-16	07/01/2016	07/28/2016	27					91 - PENDING	TRAFFIC STOP/CITE WITHOUT JUSTIFICATION	
0313-16	07/05/2016	07/06/2016	1					87 - PENDING	FAILURE TO MAKE CITIZEN'S ARREST	
0314-16	07/05/2016	07/08/2016	3					87 - PENDING	ARREST WITHOUT CAUSE/MISREPRESENTING TRUTH (PERJURY)	
0315-16	06/29/2016	07/26/2016	27					93 - PENDING	ACCEPTING A FALSE REPORT/FAILURE TO INVESTIGATE	
0316-16	07/01/2016	07/26/2016	25					91 - PENDING	FAILED TO DRIVE PROPERLY	
0317-16	07/05/2016	07/14/2016	9					87 - PENDING	ARREST WITHOUT CAUSE	
0318-16	07/05/2016	07/12/2016	7	09/22/2016	72			87 - PENDING	CITATION AND BIASED POLICING DUE TO RACE	
0319-16	07/07/2016	07/07/2016	0					85 - PENDING	FAILURE TO TAKE REQUIRED ACTION	
0320-16	07/07/2016	07/15/2016	8	07/15/2016	0	07/22/2016	7	15 - INFO ONLY	FAILURE TO TAKE REQUIRED ACTION	
0321-16	07/07/2016	07/08/2016	1	07/26/2016	18	08/17/2016	22	41 - CLOSED	MULTIPLE ARRESTS	
0322-16	07/11/2016							81 - PENDING	BEHAVED AND SPOKE INAPPROPRIATELY	
0323-16	07/12/2016							80 - PENDING	FAILURE TO PROPERLY INVESTIGATE/THREATENED THE COMPLAINANT	
0324-16	07/12/2016							80 - PENDING	FAILED TO PROPERLY INVESTIGATE	
0325-16	07/13/2016	07/15/2016	2					79 - PENDING	DETENTION WITHOUT JUSTIFICATION	
0326-16	07/13/2016	08/25/2016	43					79 - PENDING	INAPPROPRIATE COMMENTS/BEHAVIOR & ARREST WITHOUT CAUSE/USE OF FORCE	

Case	Received	Intake Done	Days Elapsed	Review Done	Days Elapsed	Closed	Days Elapsed	Total Days/Status	Synopsis of Case	Sent to MCD
0327-16	07/14/2016	07/14/2016	0	07/14/2016	0	07/22/2016	8	8 - INFO ONLY	INFORMATION ONLY	
0328-16	07/14/2016	07/20/2016	6					78 - PENDING	CITED WITHOUT CAUSE	
0329-16	07/15/2016	07/29/2016	14					77 - PENDING	INAPPROPRIATE BEHAVIOR	
0330-16	07/15/2016	08/01/2016	17					77 - PENDING	FAILED TO TAKE REQUIRED ACTION	
0331-16	07/15/2016	07/26/2016	11					77 - PENDING	POURED BEER ONTO COMPLAINANT/RUDE COMMENTS	
0332-16	07/18/2016	08/08/2016	21					74 - PENDING	GRABBED AND CONDUCTED SELVES INAPPROPRIATELY	
0333-16	07/18/2016	07/27/2016	9					74 - PENDING	INAPPROPRIATE BEHAVIOR	
0334-16	07/18/2016	08/03/2016	16					74 - PENDING	MISUSE OF POLICE AUTHORITY	
0335-16	07/14/2016	07/25/2016	11	09/19/2016	56			78 - PENDING	SLOW RESPONSE AND FAILURE TO ARREST ATTACKER	
0336-16	07/05/2016	07/26/2016	21					87 - PENDING	FAILURE TO INVESTIGATE ILLEGAL FIREWORKS	
0337-16	07/15/2016	09/27/2016	74					77 - PENDING	FALSE CHARGES AND TESTIMONY	
0338-16	07/19/2016	07/27/2016	8					73 - PENDING	UNLAWFUL SEIZURE	
0339-16	07/19/2016	07/22/2016	3	07/22/2016	0	08/12/2016	21	24 - INFO ONLY	FAILURE TO TAKE REQUIRED ACTION	
0340-16	07/19/2016	08/05/2016	17					73 - PENDING	FAILURE TO TAKE REQUIRED ACTION	
0341-16	07/06/2016	07/27/2016	21					86 - PENDING	INAPPROPRIATE COMMENTS TO A BYSTANDER	
0342-16	07/20/2016	07/22/2016	2	07/26/2016	4	08/17/2016	22	28 - CLOSED	FAILURE TO PROPERLY INVESTIGATE	
0343-16	07/20/2016	08/22/2016	33					72 - PENDING	BIASED POLICING/UNLAWFUL DETENTION	
0344-16	07/22/2016	07/29/2016	7					70 - PENDING	FAILURE TO COMPLY W/7.01	
0345-16	07/22/2016	08/01/2016	10					70 - PENDING	USE OF FORCE/BIASED POLICING	
0346-16	07/22/2016	08/12/2016	21					70 - PENDING	INAPPROPRIATE COMMENTS/BEHAVIOR	
0347-16	07/22/2016	08/12/2016	21	08/19/2016	7	08/31/2016	12	40 - INFO ONLY	FAILURE TO RETURN PROPERTY	
0348-16	07/25/2016	07/26/2016	1					67 - PENDING	INAPPROPRIATE COMMENTS/BEHAVIOR	
0349-16	07/19/2016	08/02/2016	14	08/30/2016	28	09/02/2016	3	45 - MEDIATED	FAILURE TO TAKE REQUIRED ACTION	
0350-16	07/22/2016	08/02/2016	11	08/02/2016	0	08/17/2016	15	26 - INFO ONLY	INFORMATION ONLY	
0351-16	07/26/2016	08/15/2016	20					66 - PENDING	ENTERING A RESIDENCE WITHOUT CAUSE	
0352-16	07/27/2016							65 - PENDING	FAILURE TO TAKE REQUIRED ACTION	
0353-16	07/27/2016	07/27/2016	0	08/01/2016	5	08/17/2016	16	21 - INFO ONLY	INFORMATION ONLY	
0354-16	07/27/2016							65 - PENDING	INAPPROPRIATE BEHAVIOR/COMMENTS	
0355-16	07/05/2016	08/03/2016	29	08/03/2016	0	08/03/2016	0	29 - MERGED	FAILURE TO TAKE REQUIRED ACTION	

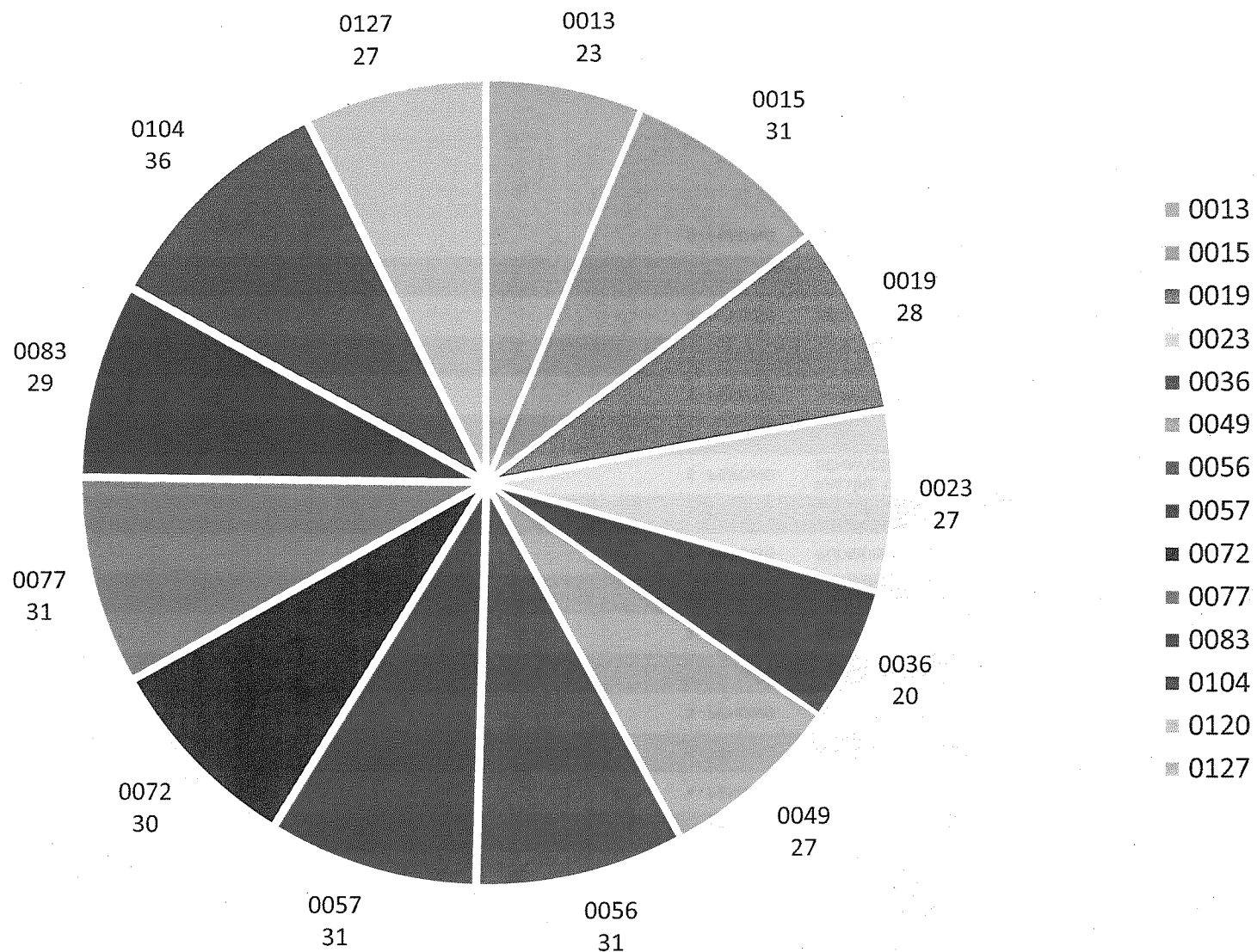
Case	Received	Intake Done	Days Elapsed	Review Done	Days Elapsed	Closed	Days Elapsed	Total Days/Status	Synopsis of Case	Sent to MCD
0356-16	07/28/2016	08/15/2016	18					64 - PENDING	OFFICERS HARASSED HOMELESS MAN ON SIDEWALK	
0357-16	07/29/2016	08/15/2016	17					63 - PENDING	FALSE CHARGES AND TESTIMONY	
0358-16	08/01/2016	08/10/2016	9	09/01/2016	22	09/02/2016	1	32 - WITHDRAWN	FAILURE TO TAKE REQUIRED ACTION	
0359-16	08/01/2016	08/10/2016	9					60 - PENDING	ARREST	
0360-16	08/02/2016	08/17/2016	15					59 - PENDING	INAPP BEH DURING FST & DUI ARREST/FAILED TO TAKE REQUIRED ACTION	
0361-16	07/27/2016	08/16/2016	20					65 - PENDING	FAILED TO PROPERLY IDENTIFY	
0362-16	08/03/2016	08/22/2016	19					58 - PENDING	ARREST	
0363-16	08/03/2016	08/05/2016	2					58 - PENDING	DETENTION DUE TO BIAS	
0364-16	08/03/2016	08/08/2016	5					58 - PENDING	MENTAL HEALTH DETENTION	
0365-16	08/04/2016	08/05/2016	1	08/05/2016	0	08/17/2016	12	13 - INFO ONLY	INFORMATION ONLY	
0366-16	08/04/2016	08/15/2016	11	08/15/2016	0	08/17/2016	2	13 - INFO ONLY	INFORMATION ONLY	
0367-16	08/04/2016	08/23/2016	19					57 - PENDING	FAILURE TO PROCESS PROPERTY	
0368-16	08/04/2016	08/09/2016	5					57 - PENDING	CITE/INTIMIDATING BEHAVIOR/WRONG LOCATION ON CITE	
0369-16	08/05/2016	08/09/2016	4					56 - PENDING	DETENTION/SEARCH/CITATION	
0370-16	08/05/2016	08/24/2016	19					56 - PENDING	UNNECESSARY FORCE/DETENTION OF MINOR	
0371-16	08/06/2016	08/12/2016	6	08/12/2016	0	08/17/2016	5	11 - WITHDRAWN	FAILURE TO TAKE REQUIRED ACTION	
0372-16	08/08/2016	08/25/2016	17					53 - PENDING	ENTERING A RESIDENCE WITHOUT CAUSE/SEARCH/ARREST	
0373-16	08/08/2016	08/26/2016	18					53 - PENDING	BIASED POLICING/UNLAWFUL DETENTION	
0374-16	08/08/2016	08/26/2016	18					53 - PENDING	FAILURE TO ENFORCE RESTRAINING ORDER	
0375-16	08/09/2016	08/12/2016	3					52 - PENDING	INAPPROPRIATE BEHAVIOR/FAILURE TO TAKE REQUIRED ACTION	
0376-16	08/10/2016							51 - PENDING	SEARCH OF RESIDENCE WITHOUT CAUSE/FAILURE TO PROPERLY PROCESS PROPERTY	
0377-16	08/10/2016	09/23/2016	44					51 - PENDING	FAILURE TO INVESTIGATE/INVALID ORDER	
0378-16	08/10/2016	09/07/2016	28					51 - PENDING	5150 DETENTION OF DISABLED ELDER, REMOVAL FROM CARE FACILITY	
0379-16	08/11/2016	08/16/2016	5					50 - PENDING	INAPPROPRIATE BEHAVIOR/ISSUING A CITATION WITHOUT CAUSE/FAILURE TO INVESTIGATE/WRITING AN INACCURATE REPORT	
0380-16	08/11/2016	08/12/2016	1					50 - PENDING	MISUSE OF COMPUTER/CLETS	
0381-16	08/08/2016	08/29/2016	21					53 - PENDING	SEARCH OF RESIDENCE/PROPERTY DAMAGE/CASH SEIZURE	
0382-16	08/12/2016	08/22/2016	10					49 - PENDING	ISSUING A CITATION WITHOUT CAUSE	
0383-16	08/15/2016	08/29/2016	14					46 - PENDING	LEG SWEEP AND RUDE BEHAVIOR	
0384-16	08/15/2016	08/15/2016	0	08/16/2016	1	08/17/2016	1	2 - INFO ONLY	INFORMATION ONLY	

Case	Received	Intake Done	Days Elapsed	Review Done	Days Elapsed	Closed	Days Elapsed	Total Days/Status	Synopsis of Case	Sent to MCD
0385-16	08/15/2016	08/29/2016	14					46 - PENDING	FAILED TO RESPOND TO SCENE/FAILED TO TAKE REQUIRED ACTION	
0386-16	08/15/2016	08/30/2016	15					46 - PENDING	THREATS/HARASSMENT/ARREST	
0387-16	08/16/2016	08/24/2016	8					45 - PENDING	ARREST WITHOUT CAUSE/SEARCH WITHOUT CAUSE/HARASSMENT	
0388-16	08/16/2016	09/13/2016	28					45 - PENDING	IMPROPER DRIVING	
0389-16	08/17/2016							44 - PENDING	USED PROFANE LANGUAGE	
0390-16	08/17/2016	08/17/2016	0	08/26/2016	9	08/31/2016	5	14 - INFO ONLY	INFORMATION ONLY	
0391-16	08/16/2016	08/22/2016	6	08/22/2016	0	08/31/2016	9	15 - INFO ONLY	INFORMATION ONLY	
0392-16	08/17/2016	09/09/2016	23					44 - PENDING	FAILED TO MAKE AN ARREST	
0393-16	08/18/2016	09/08/2016	21					43 - PENDING	CITATION/INAPPROPRIATE BEHAVIOR/COMMENTS	
0394-16	08/16/2016	08/31/2016	15	09/20/2016	20			45 - PENDING	CITATION WITHOUT CAUSE	
0395-16	08/22/2016	08/29/2016	7					39 - PENDING	FAILED TO RESPOND TO NOISE REPORT	
0396-16	08/23/2016	08/24/2016	1					38 - PENDING	THREATENED TO ARREST	
0397-16	08/22/2016	09/23/2016	32					39 - PENDING	FAILED TO RESPOND TO SCENE	
0398-16	08/23/2016	08/24/2016	1	08/24/2016	0	08/31/2016	7	8 - INFO ONLY	INFORMATION ONLY	
0399-16	08/24/2016	08/24/2016	0	08/26/2016	2	08/31/2016	5	7 - INFO ONLY	INFORMATION ONLY	
0400-16	08/26/2016	09/30/2016	35					35 - PENDING	SEARCH W-O CAUSE/FAILURE TO PROCESS PROPERTY/PROFANITY	
0401-16	08/26/2016	08/30/2016	4					35 - PENDING	FAILED TO WRITE AN INCIDENT REPORT AND LACKED EMPATHY, NO APOLOGY	
0402-16	08/29/2016	08/30/2016	1					32 - PENDING	CITATION W-O CAUSE/INAPPROPRIATE BEHAVIOR/COMMENTS/PROFANITY	
0403-16	08/29/2016							32 - PENDING	FAILURE TO TAKE REQUIRED ACTION - RE: A BURGLARIZED CAR	
0404-16	08/29/2016	09/12/2016	14					32 - PENDING	FAILURE TO TAKE REQUIRED ACTION	
0405-16	08/29/2016	09/14/2016	16					32 - PENDING	FAILURE TO TAKE REQUIRED ACTION	
0406-16	08/29/2016	08/30/2016	1	08/30/2016	0	09/02/2016	3	4 - INFO ONLY	INFORMATION ONLY	
0407-16	08/30/2016	09/27/2016	28					31 - PENDING	FAILURE TO TAKE REQUIRED ACTION	
0408-16	08/16/2016	08/30/2016	14					45 - PENDING	INAPPROPRIATE BEHAVIOR AND COMMENTS/BIASED POLICING	
0409-16	08/30/2016	09/27/2016	28					31 - PENDING	INAPPROPRIATE BEHAVIOR AND COMMENTS	
0410-16	08/31/2016	09/01/2016	1					30 - PENDING	5150 DETENTION	
0411-16	08/31/2016	09/06/2016	6					30 - PENDING	FAILED TO REPLY TO EMAILS	
0412-16	09/01/2016	09/01/2016	0					29 - PENDING	INAPPROPRIATE BEHAVIOR AND COMMENTS	
0413-16	08/31/2016	09/14/2016	14					30 - PENDING	UNSAFE DRIVING	

Case	Received	Intake Done	Days Elapsed	Review Done	Days Elapsed	Closed	Days Elapsed	Total Days/Status	Synopsis of Case	Sent to MCD
0414-16	09/01/2016	09/15/2016	14					29 - PENDING	FAILURE TO TAKE REQUIRED ACTION	
0415-16	08/31/2016	09/01/2016	1					30 - PENDING	CITING AND TOWING A CAR WITHOUT CAUSE	
0416-16	08/10/2016	09/09/2016	30					51 - PENDING	TWO-YEAR DELAY OF INCIDENT REPORT RELEASE	
0417-16	09/01/2016	09/13/2016	12					29 - PENDING	INAPPROPRIATE BEHAVIOR	
0418-16	09/02/2016	09/21/2016	19					28 - PENDING	UF DURING OIS/INAPPROPRIATE BEHAVIOR	
0419-16	09/06/2016	09/07/2016	1					24 - PENDING	DETENTION/ARREST/INAPPROPRIATE BEHAVIOR/FAILURE TO TAKE REQUIRED ACTION	
0420-16	09/06/2016	09/28/2016	22					24 - PENDING	FAILED TO TAKE REQUIRED ACTION	
0421-16	09/06/2016	09/07/2016	1					24 - PENDING	CITATION/INAPPROPRIATE BEHAVIOR/INTERFERING WITH RIGHTS OF ONLOOKERS	
0422-16	09/07/2016							23 - PENDING	DETENTION/BEHAVIOR/FORCE	
0423-16	09/08/2016							22 - PENDING	INACCURATE TRAFFIC COLLISION REPORT	
0424-16	09/09/2016	09/14/2016	5					21 - PENDING	USE OF FORCE/TOW	
0425-16	09/09/2016	09/28/2016	19					21 - PENDING	REFUSED TO TAKE REPORT AND RUDE PHONE MANNERS	
0426-16	09/09/2016							21 - PENDING	FAILURE TO INVESTIGATE STALKING AND HACKING	
0427-16	09/09/2016							21 - PENDING	INACCURATE INCIDENT REPORT/FAILED TO ACCOMMODATE DISABILITY	
0428-16	09/12/2016	09/27/2016	15					18 - PENDING	USE OF FORCE DURING ARREST	
0429-16	09/09/2016	09/16/2016	7					21 - PENDING	FAILURE TO INVESTIGATE	
0430-16	09/10/2016	09/19/2016	9	09/21/2016	2			20 - PENDING	CITATION WITHOUT CAUSE/INAPPROPRIATE BEHAVIOR-COMMENTS	
0431-16	09/11/2016	09/22/2016	11					19 - PENDING	INAPPROPRIATE BEHAVIOR	
0432-16	09/11/2016	09/20/2016	9	09/30/2016	10			19 - PENDING	FAILURE TO TAKE REQUIRED ACTION	
0433-16	09/12/2016	09/29/2016	17					18 - PENDING	FAILED TO TAKE REQUIRED ACTION	
0434-16	09/14/2016	09/14/2016	0	09/23/2016	9	09/23/2016	0	9 - MERGED	MISUSE OF POLICE AUTHORITY	
0435-16	09/14/2016							16 - PENDING	DETENTION/SEARCH	
0436-16	09/14/2016							16 - PENDING	MISREPRESENTING THE TRUTH	
0437-16	09/16/2016	09/22/2016	6					14 - PENDING	DID NOT RESPOND IN TIMELY MANNER/FAILED TO TAKE REQUIRED ACTION	
0438-16	09/16/2016							14 - PENDING	UF ON COMP'S SON AT STATION	
0439-16	09/16/2016	09/23/2016	7					14 - PENDING	FAILURE TO TAKE REQUIRED ACTION	
0440-16	09/16/2016	09/23/2016	7					14 - PENDING	FAILURE TO DRIVE PROPERLY	
0441-16	09/16/2016	09/30/2016	14					14 - PENDING	ENTRY/BIASED POLICING	
0442-16	09/19/2016							11 - PENDING	BARRING VISITATION BY COMP AT HOSPITAL/HUSBAND BEATEN	
0443-16	09/22/2016	09/22/2016	0					8 - PENDING	INAPPROPRIATE COMMENTS	

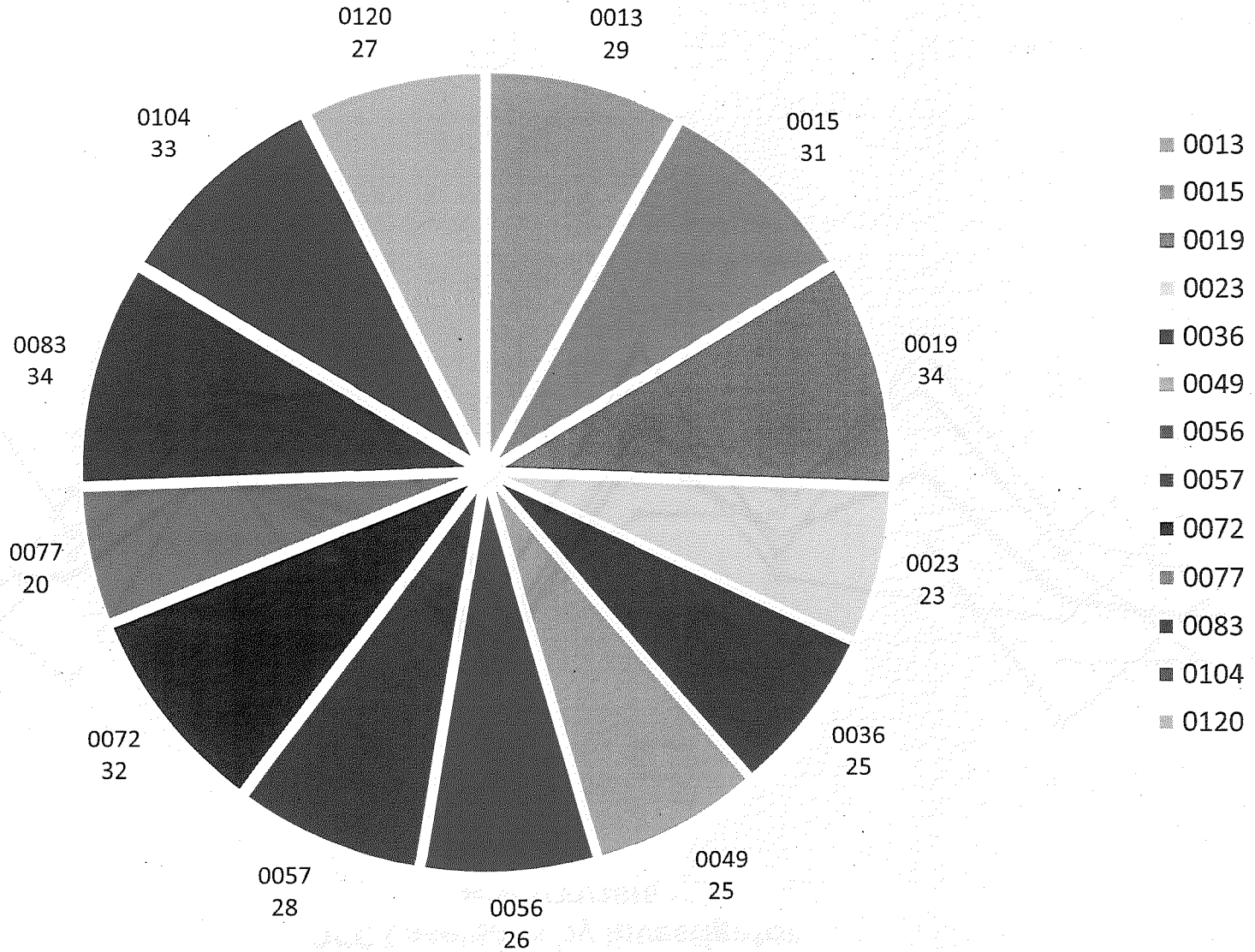
Case	Received	Intake Done	Days Elapsed	Review Done	Days Elapsed	Closed	Days Elapsed	Total Days/Status	Synopsis of Case	Sent to MCD
0444-16	09/23/2016	09/28/2016	5					7 - PENDING	DETENTION WITHOUT CAUSE/UNNECESSARY FORCE	
0445-16	09/23/2016							7 - PENDING	HARASSMENT/MISUSE OF POLICE AUTHORITY	
0446-16	09/23/2016							7 - PENDING	DETAINING AT GUNPOINT	
0447-16	09/23/2016							7 - PENDING	FAILURE TO TAKE REQUIRED ACTION	
0448-16	09/26/2016							4 - PENDING	INAPPROPRIATE BEHAVIOR/COMMENTS AND INACCURATE/INCOMPLETE REPORT	
0449-16	09/26/2016	09/29/2016	3					4 - PENDING	PULLED WEAPON AND CHASED INTO STREET	
0450-16	09/27/2016	09/27/2016	0					3 - PENDING	KNOCKED ON CAR WINDOW/SCARED THE DOG	
0451-16	09/27/2016							3 - PENDING	INAPPROPRIATE COMMENTS	
0452-16	09/28/2016	09/30/2016	2					2 - PENDING	INAPPROPRIATE BEHAVIOR AND CITATION WITHOUT CAUSE	
0453-16	09/28/2016	09/29/2016	1					2 - PENDING	DETENTION WITHOUT JUSTIFICATION	
0454-16	09/29/2016							1 - PENDING	DISMISSIVE AND FAILED TO INVESTIGATE	
0455-16	09/29/2016							1 - PENDING	RUDE/DISMISSIVE/FAILED TO INVESTIGATE	
0456-16	09/29/2016							1 - PENDING	CONFRONTATIONAL/INAPPROPRIATE COMMENTS AND BEHAVED IN AN INAPPROPRIATE MANNER	
0457-16	09/24/2016							6 - PENDING	FAILURE TO TAKE REQUIRED ACTION/INAPPROPRIATE BEHAVIOR	
0458-16	09/29/2016							1 - PENDING	INAPPROPRIATE BEHAVIOR	
0459-16	09/29/2016							1 - PENDING	INAPPROPRIATE BEHAVIOR/CLETS MISUSE	
0460-16	09/30/2016							0 - PENDING	FAILURE TO TAKE REQUIRED ACTION	
0461-16	09/30/2016							0 - PENDING	ISSUING A CITATION WITHOUT CAUSE	
0473-16	09/29/2016							1 - PENDING	5150 AND MISSING PROPERTY	
0476-16	09/30/2016							0 - PENDING	FAILED TO TAKE REQUIRED ACTION	

OCC Caseloads by Investigator as of 09/30/2016

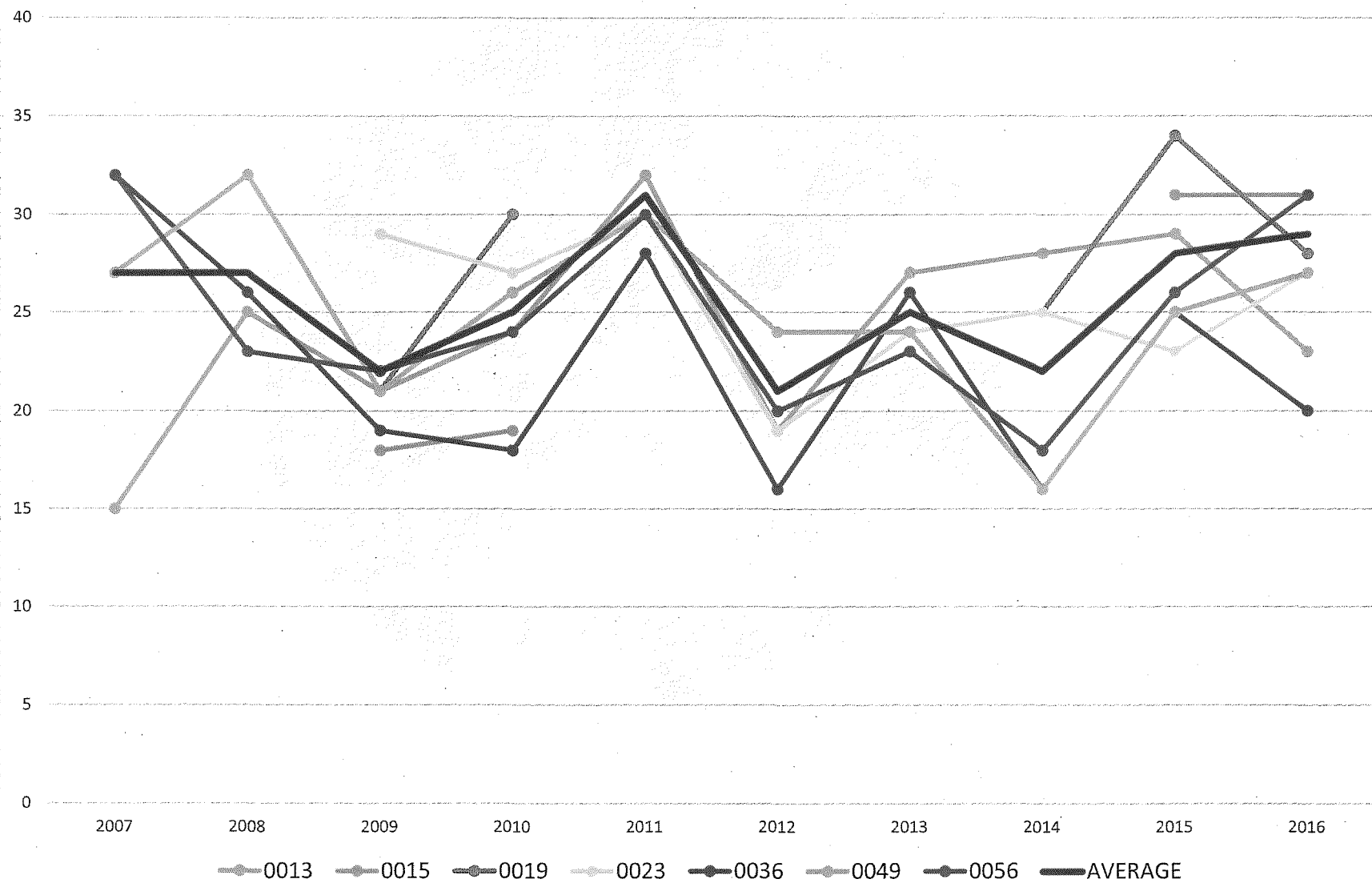


OCC Caseloads by Investigator

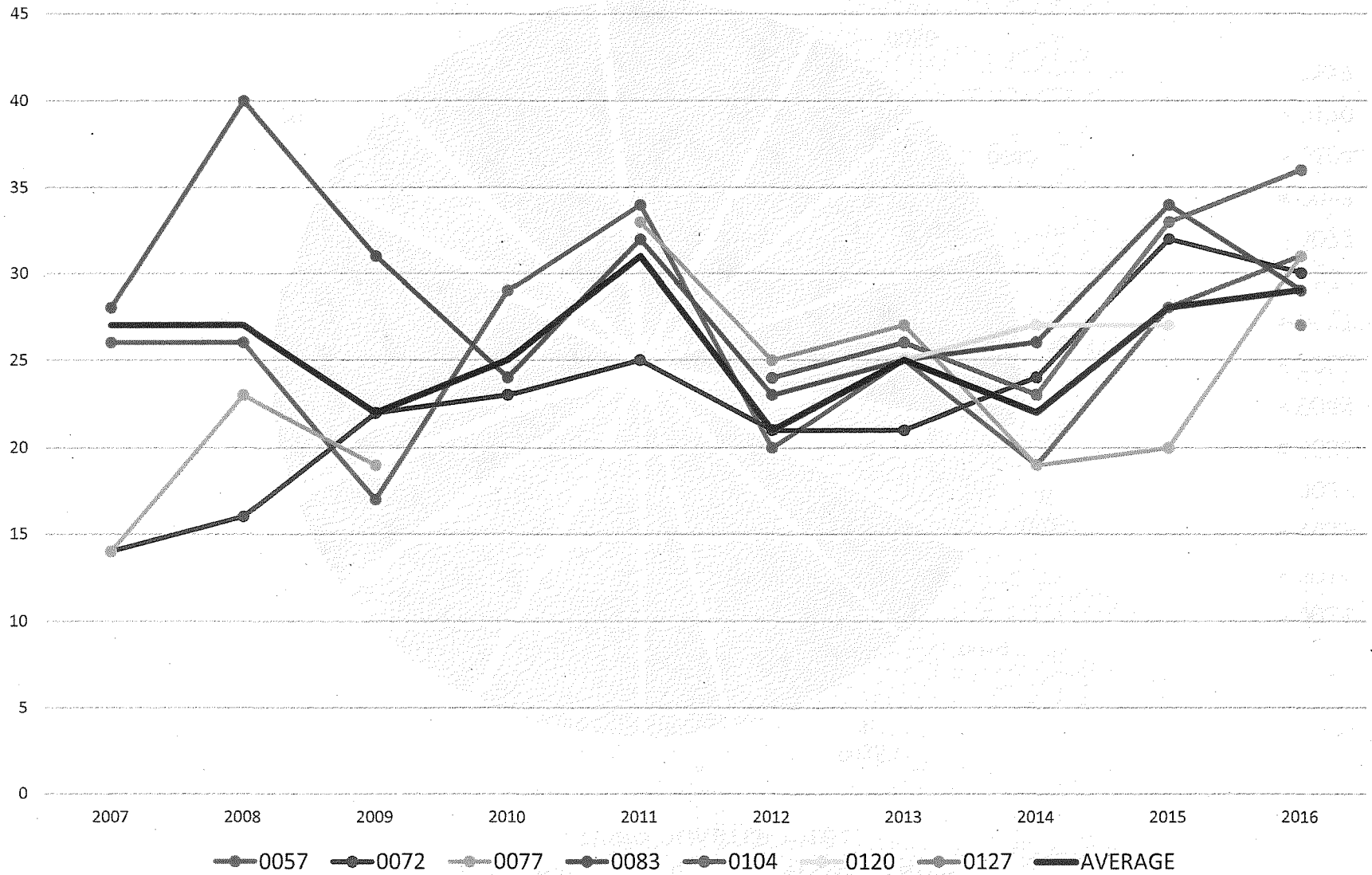
as of 09/30/2015



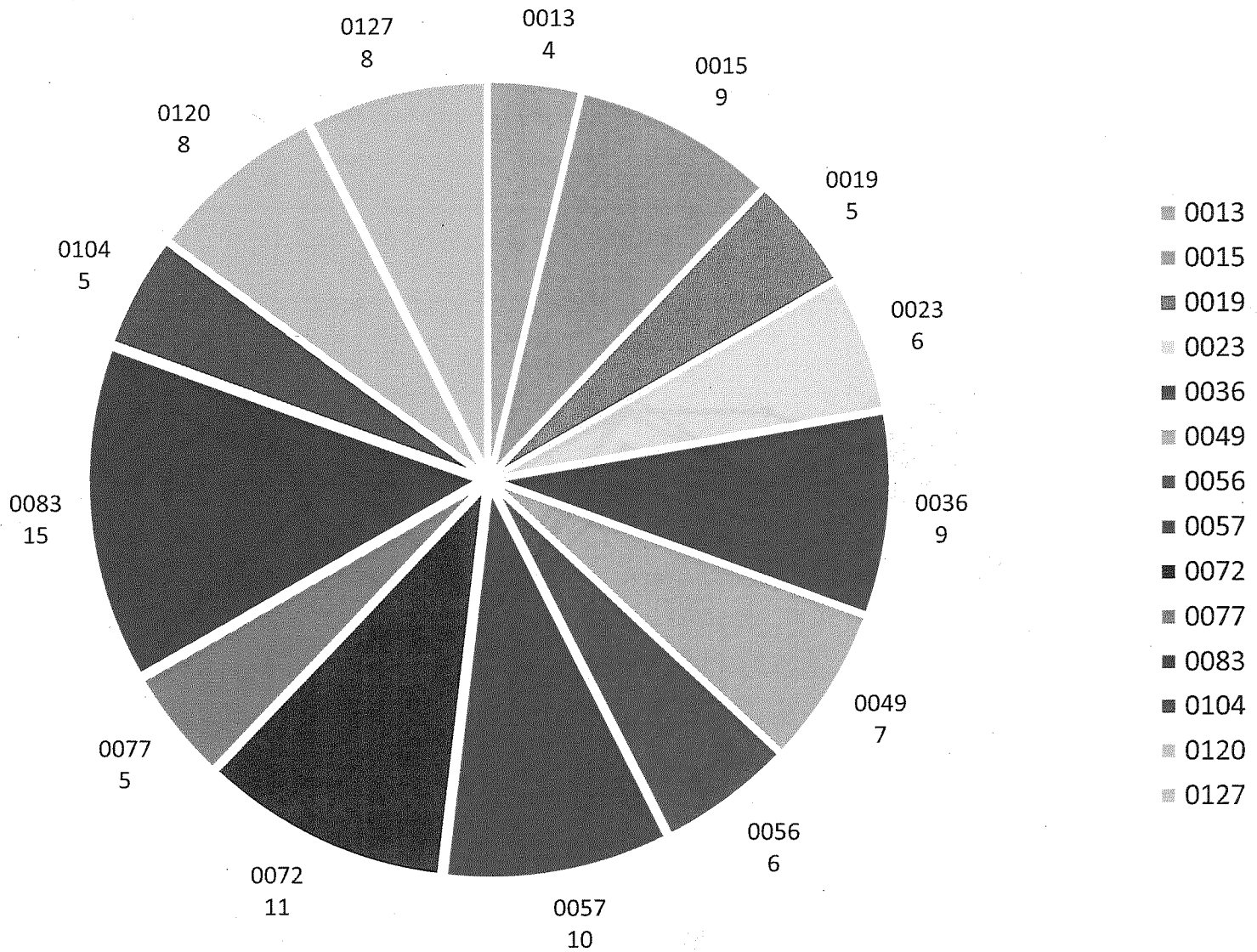
OCC Caseloads by Investigator as of 9/30/2016



OCC Caseloads by Investigator as of 9/30/2016

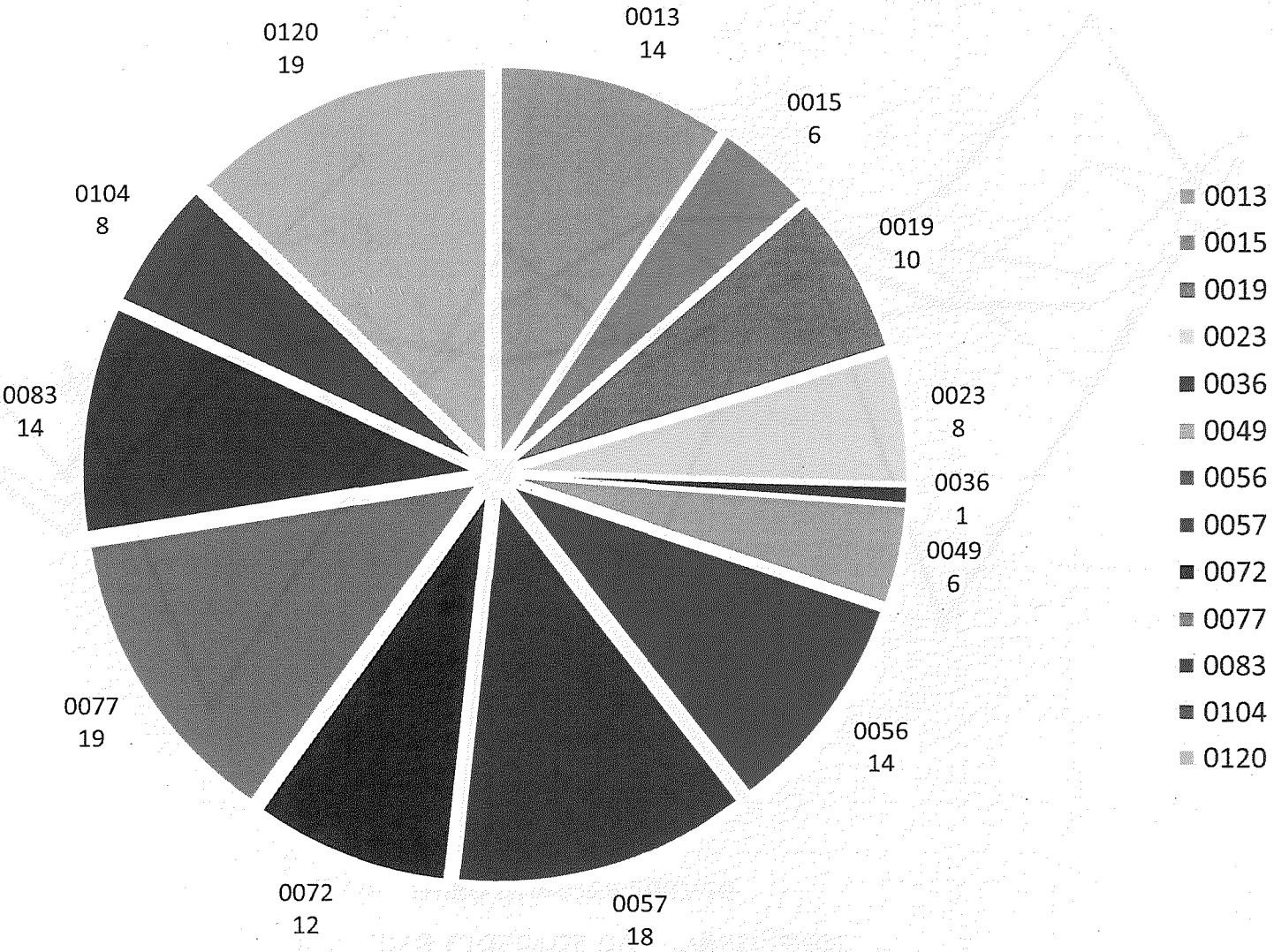


OCC Case Closures by Investigator THIRD QUARTER 2016



OCC Case Closures by Investigator

THIRD QUARTER 2015



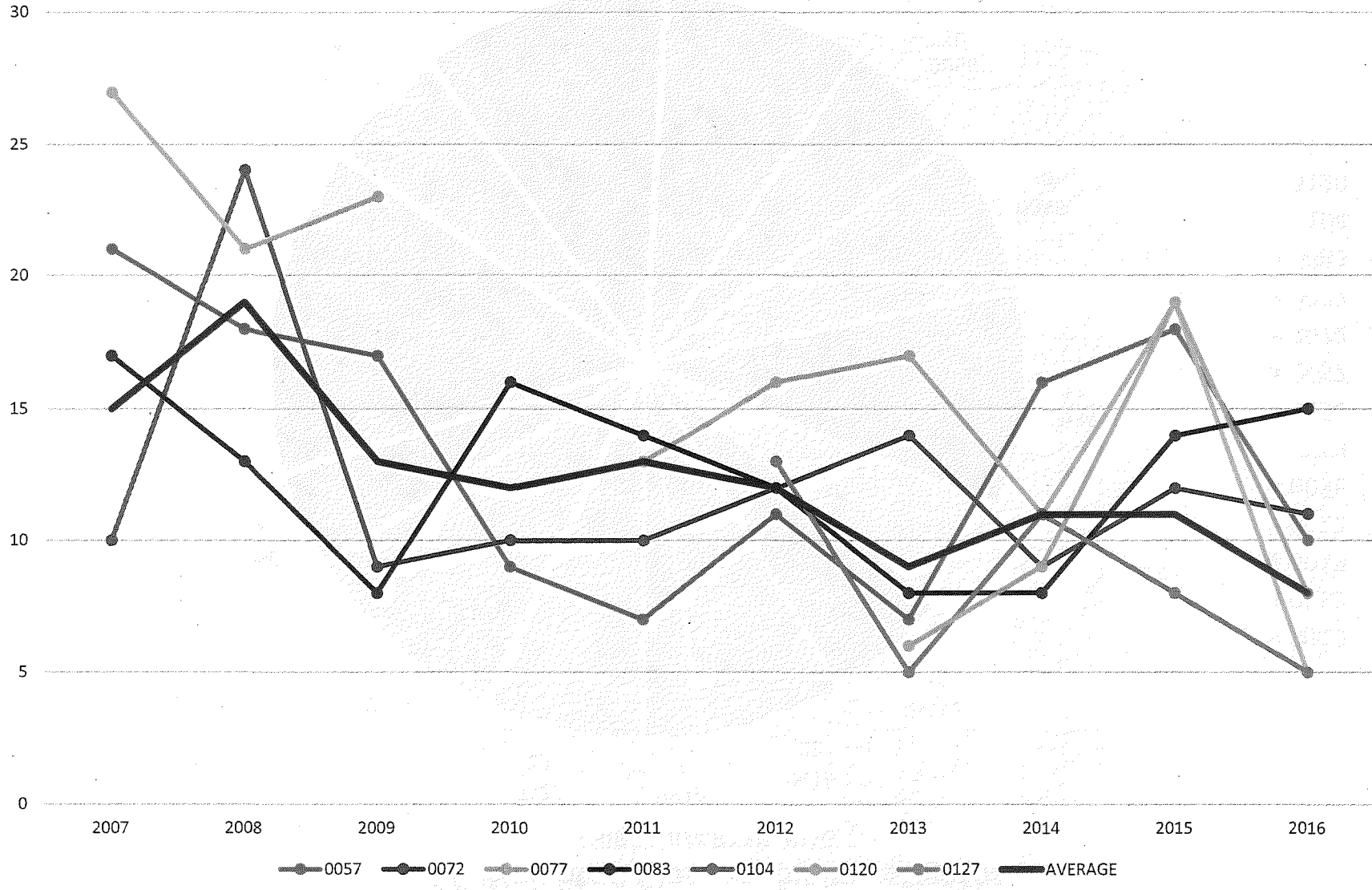
OCC Case Closures by Investigator

THIRD QUARTER 2007-16

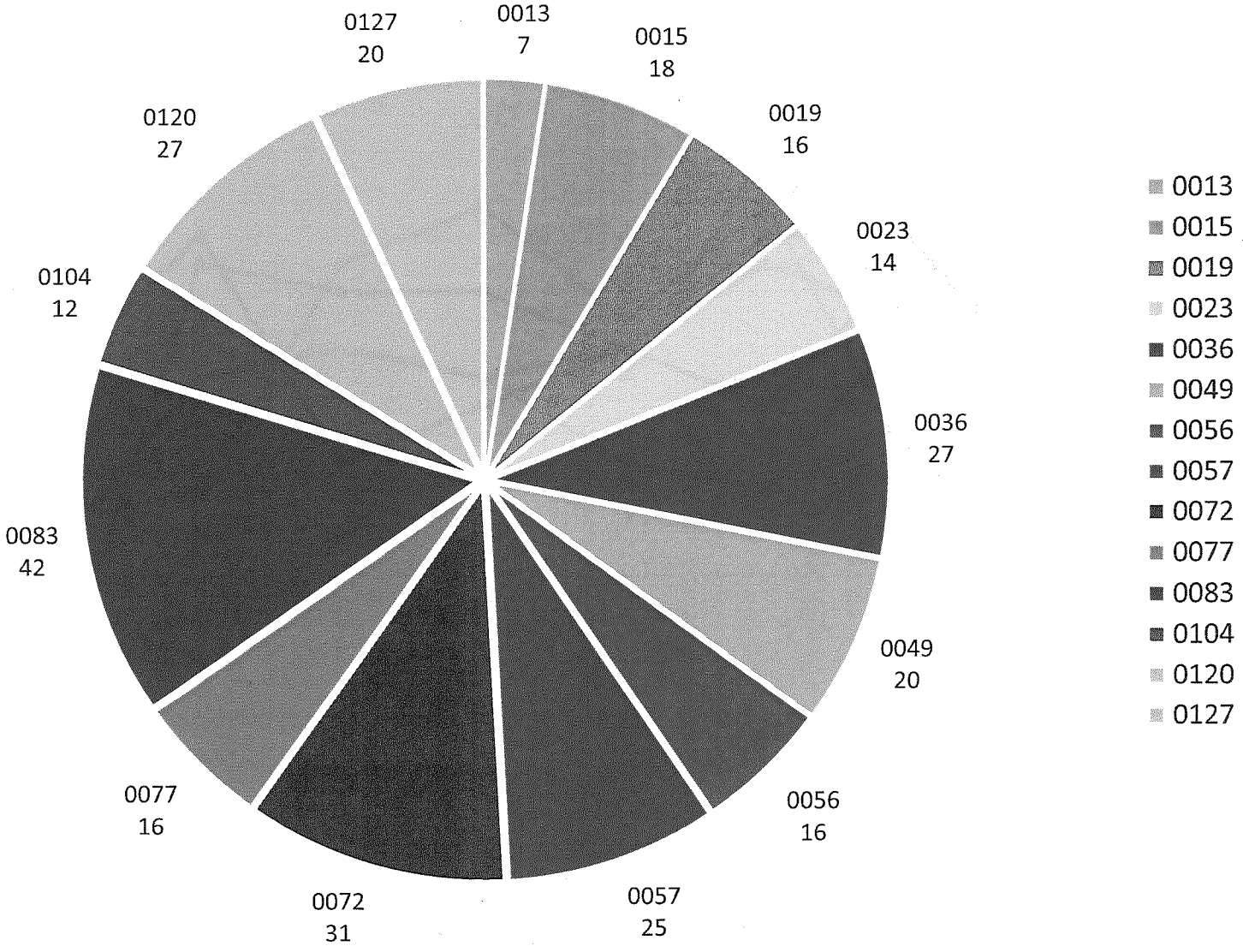


OCC Case Closures by Investigator

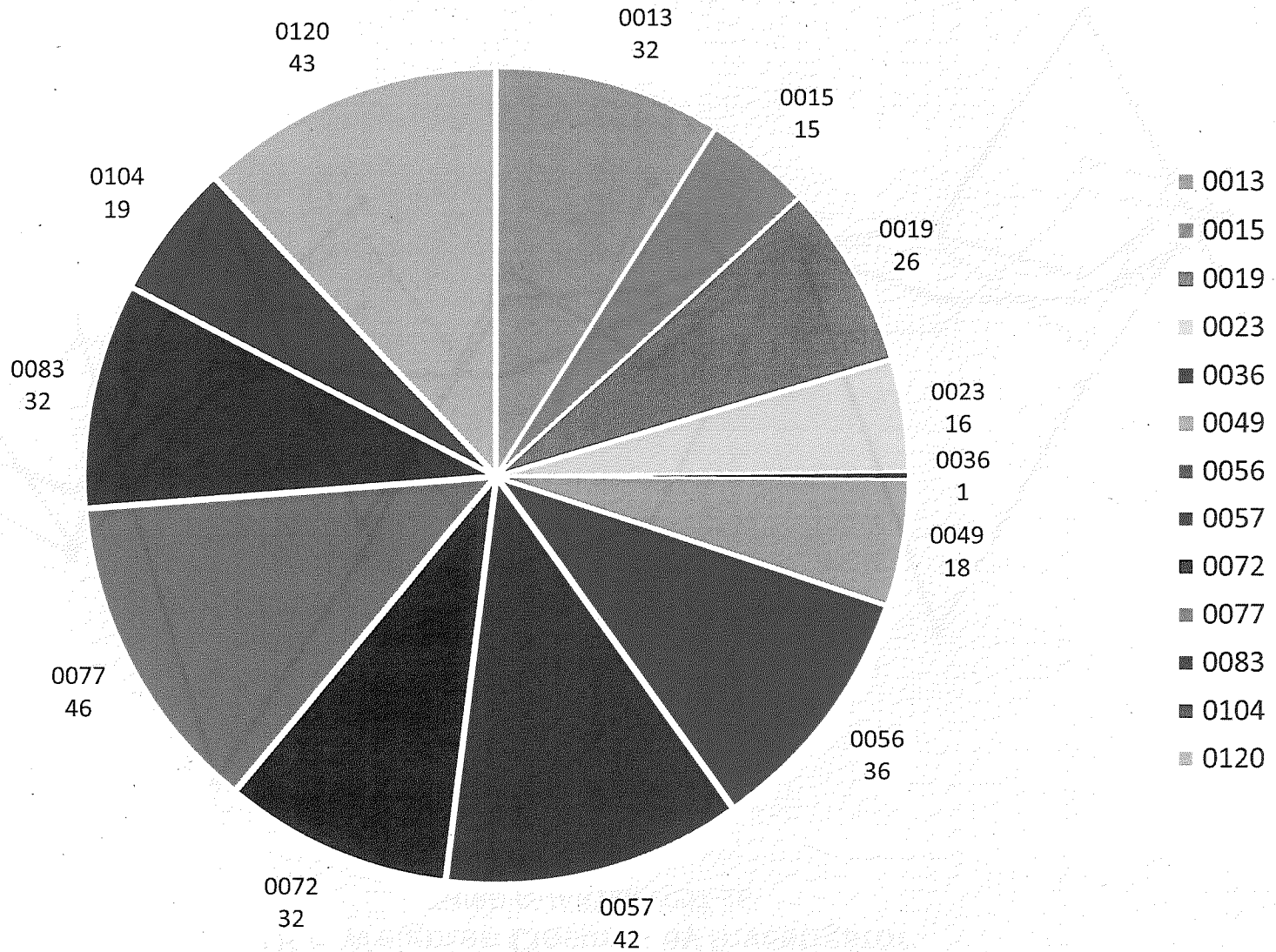
THIRD QUARTER 2007-16



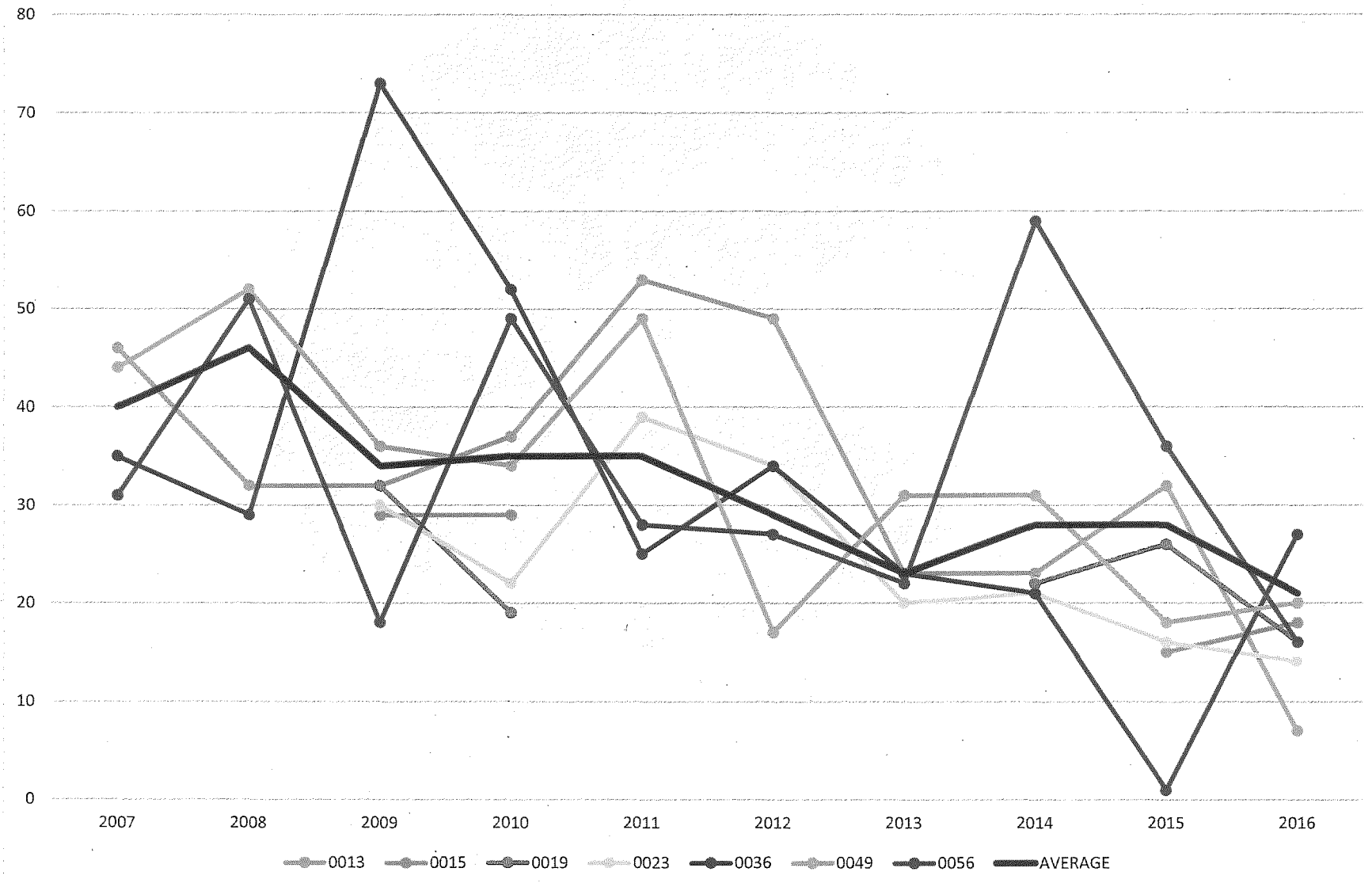
OCC Weighted Closures by Investigator THIRD QUARTER 2016



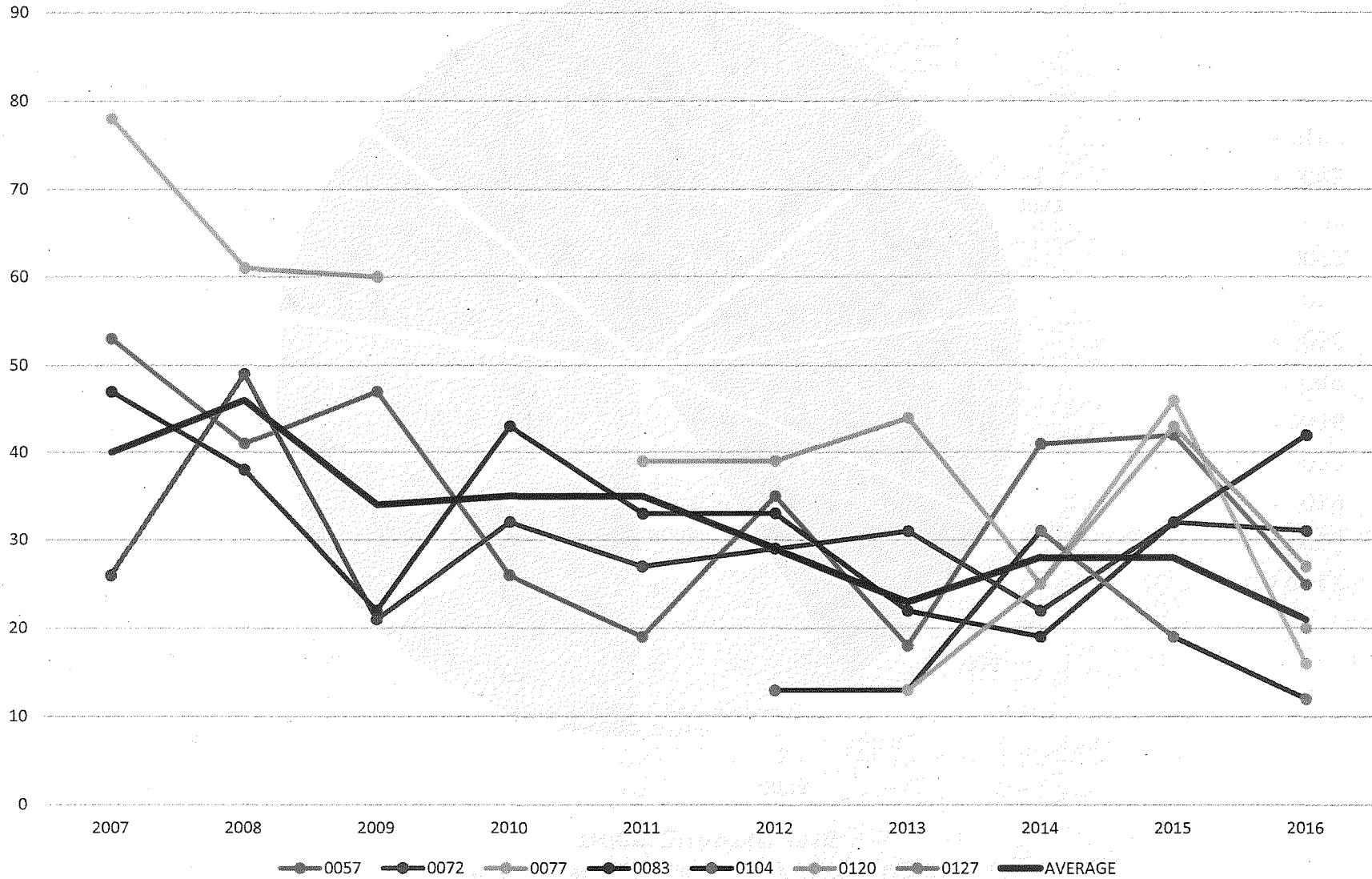
OCC Weighted Closures by Investigator THIRD QUARTER 2015



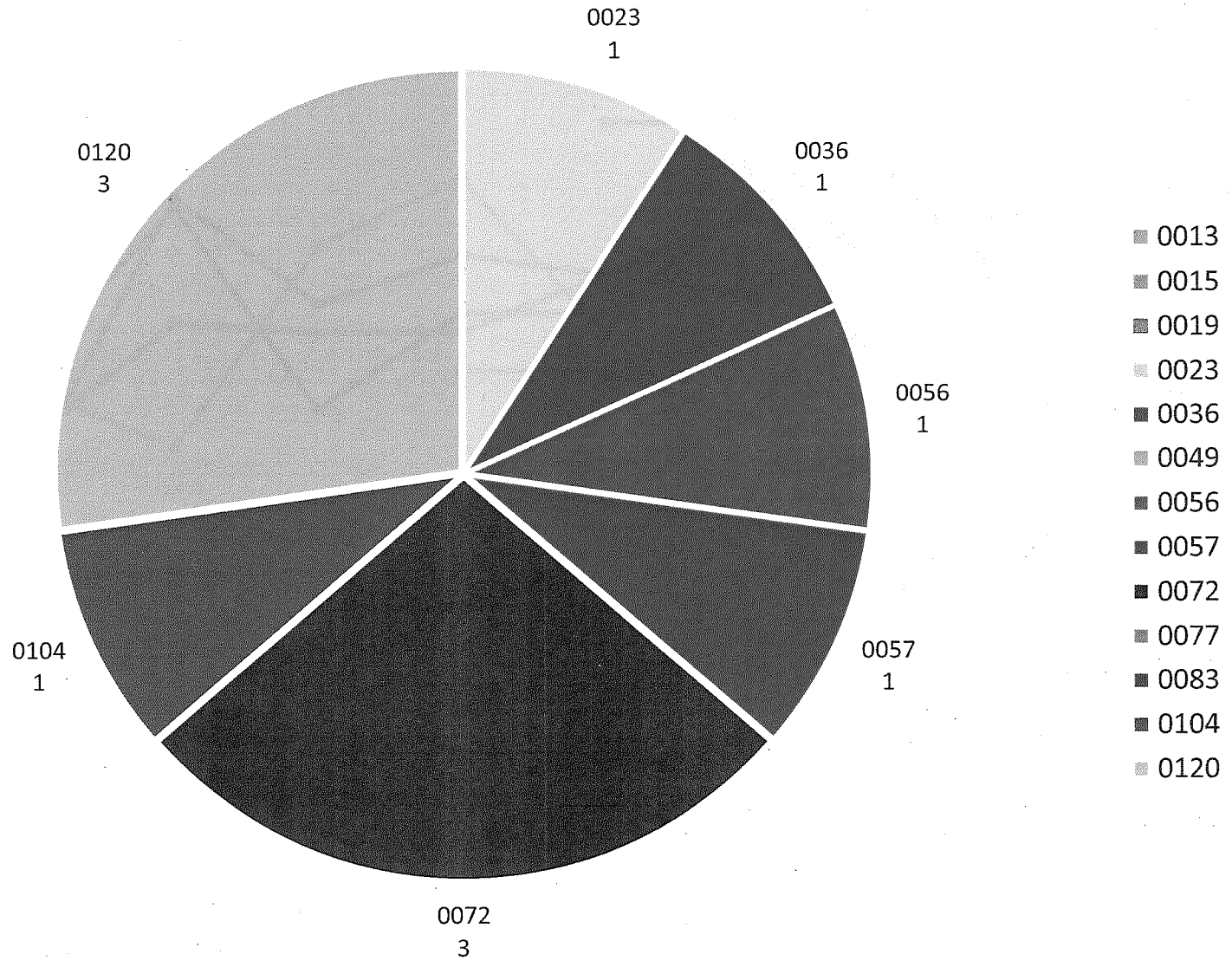
OCC Weighted Closures by Investigator THIRD QUARTER 2007-16



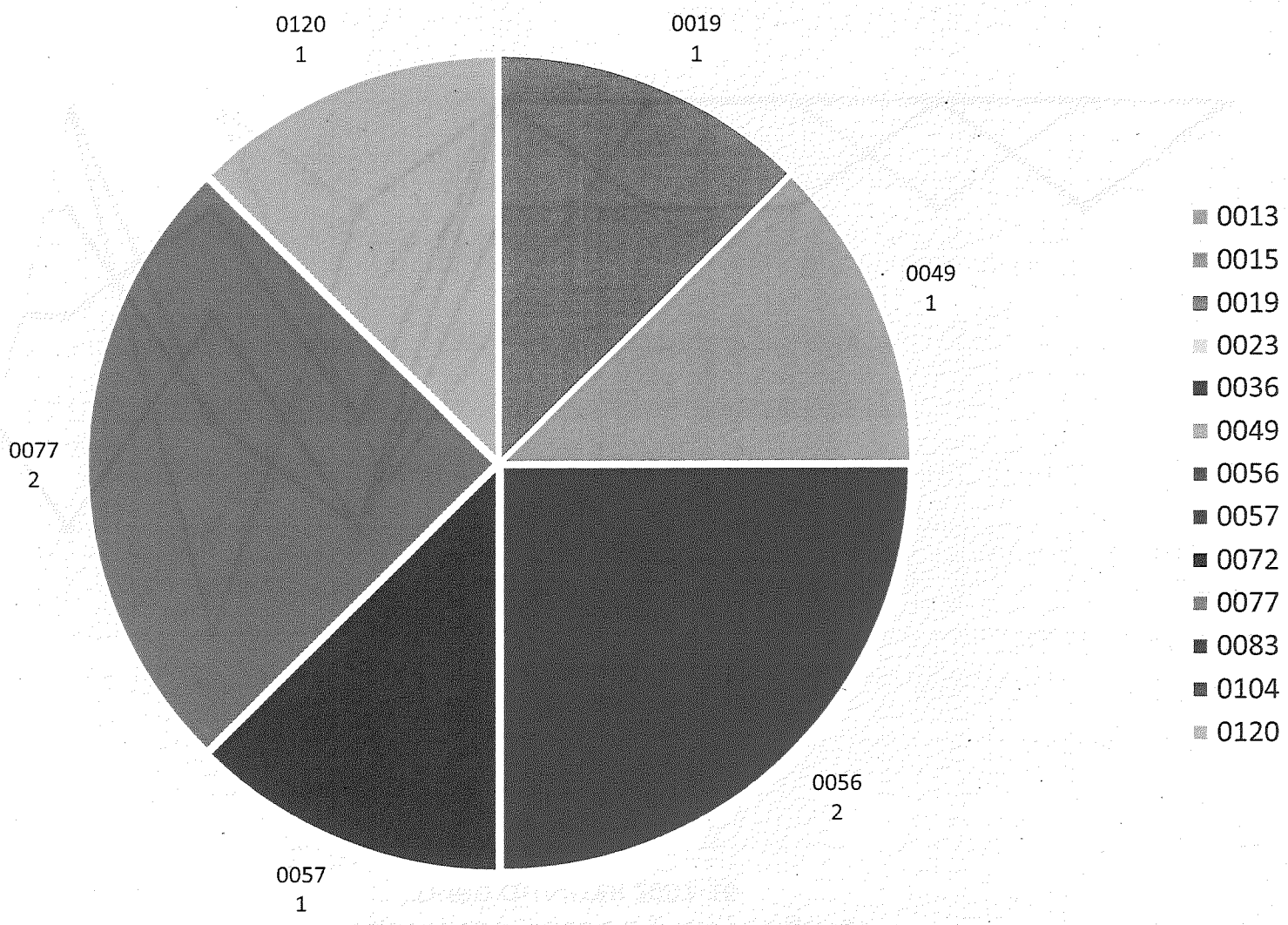
OCC Weighted Closures by Investigator THIRD QUARTER 2007-16



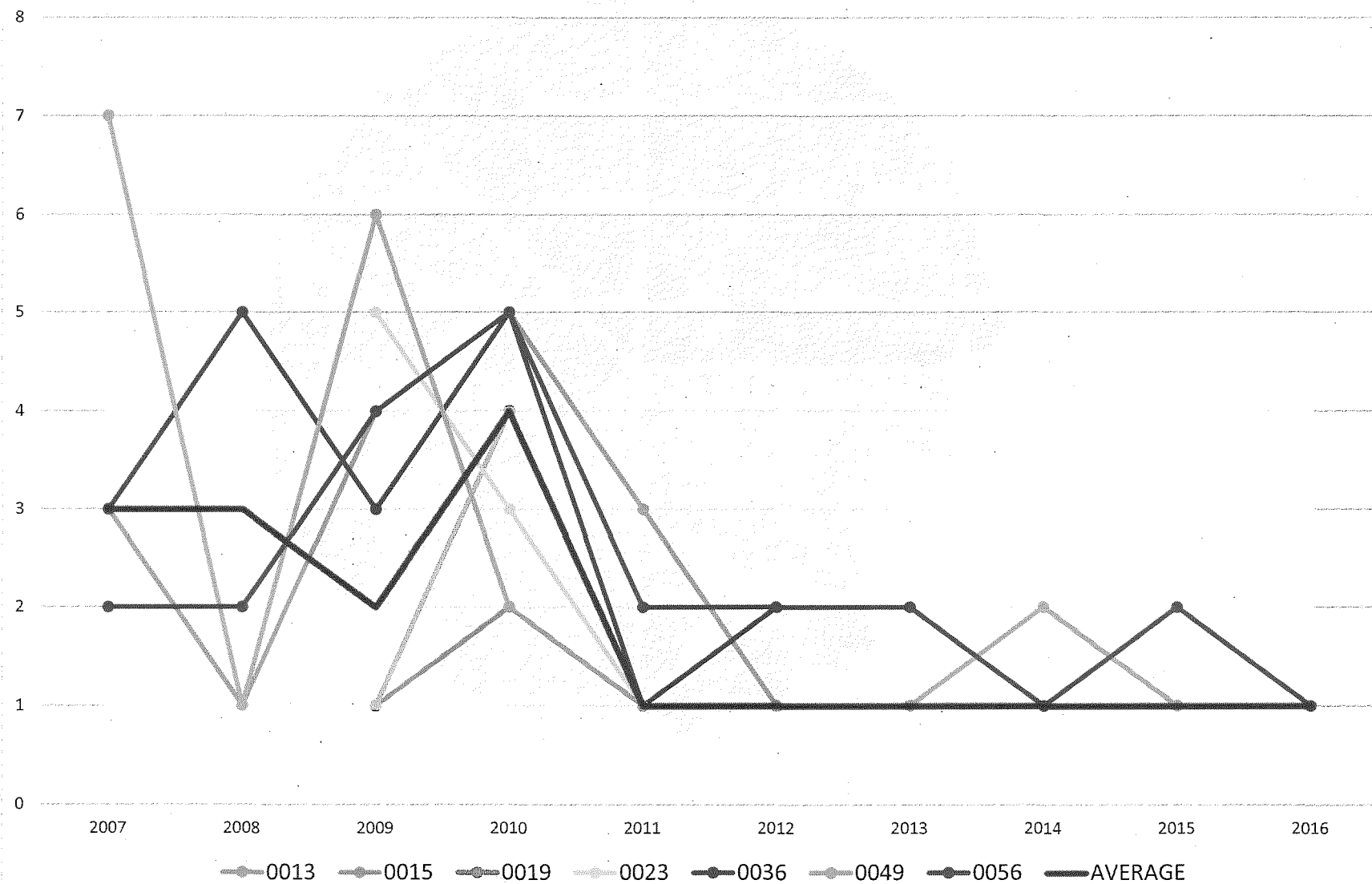
OCC Sustained Cases by Investigator THIRD QUARTER 2016



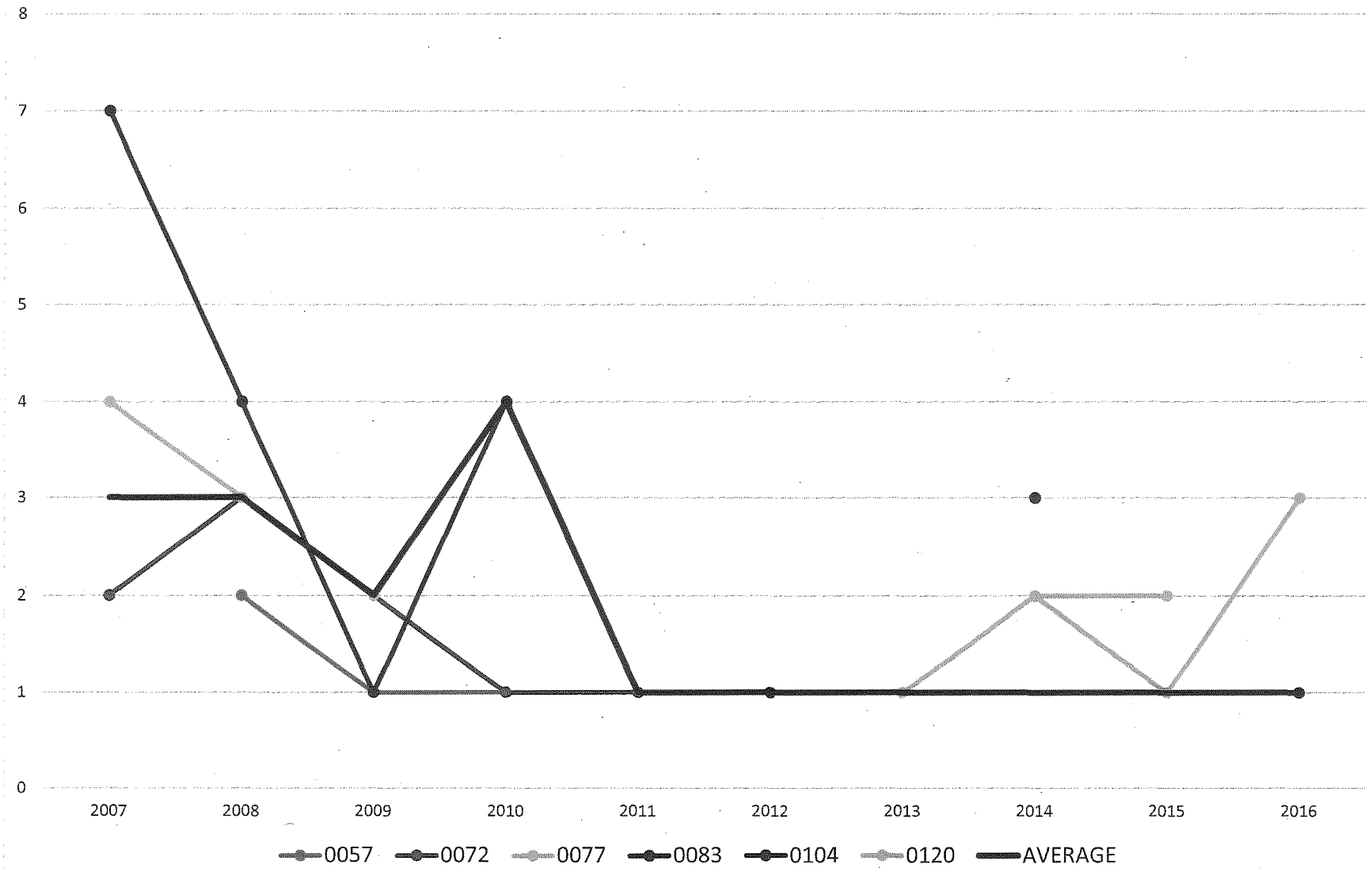
OCC Sustained Cases by Investigator THIRD QUARTER 2015



OCC Sustained Cases by Investigator THIRD QUARTER 2007-16



OCC Sustained Cases by Investigator THIRD QUARTER 2007-16



BOS-11
c-Page

Commissioners
Eric Sklar, President
Saint Helena
Jacque Hostler-Carmesin, Vice President
McKinleyville
Anthony C. Williams, Member
Huntington Beach
Russell E. Burns, Member
Napa
Peter S. Silva, Member
El Cajon

STATE OF CALIFORNIA
Edmund G. Brown Jr., Governor

Valerie Termini, Executive Director
1416 Ninth Street, Room 1320
Sacramento, CA 95814
(916) 653-4899
www.fgc.ca.gov

Fish and Game Commission



Wildlife Heritage and Conservation
Since 1870

May 18, 2017

TO ALL INTERESTED AND AFFECTED PARTIES:

This is to provide you with a copy of the notice of proposed regulatory action relative to Section 1.95, Title 14, California Code of Regulations, relating to a process to conform State recreational fishing regulations to federal regulations, which will be published in the California Regulatory Notice Register on May 19, 2017.

Please note the dates of the public hearings related to this matter and associated deadlines for receipt of written comments.

Sincerely,

Sherrie Fonbuena
Associate Governmental Program Analyst

Attachment

RECEIVED
BOARD OF SUPERVISORS
SACRAMENTO
MAY 18 PM 2:58
BY [Signature]

**TITLE 14. Fish and Game Commission
Notice of Proposed Changes in Regulations**

NOTICE IS HEREBY GIVEN that the Fish and Game Commission (Commission), pursuant to the authority vested by Section 7110 of the Fish and Game Code and to implement, interpret or make specific said section of said Code, proposes to add Section 1.95, Title 14, California Code of Regulations (CCR), relating to a process to conform State recreational fishing regulations to federal regulations.

Informative Digest/Policy Statement Overview

Pursuant to the Magnuson-Stevens Fishery Conservation and Management Act (16 U.S. Code §1801 et seq.), the federal government exercises exclusive jurisdiction over fishery resources from 3 to 200 miles offshore. However, because these fish stocks also live in State waters, it is important to have consistent State and federal regulations establishing season dates and other management measures, and also important that the State and federal regulations be effective concurrently. Consistency of rules in adjacent waters allows for uniformity of enforcement, minimizes confusion, and allows for a comprehensive approach to resource management. Consistency with federal regulations is also necessary to maintain State authority over its fisheries and avoid federal preemption under the Magnuson-Stevens Fishery Conservation Act [16 USC §1856 (b)(1)].

Under current State law (Fish and Game Code Section 7110) the Commission has authority to establish through regulation an automatic process to conform State recreational fishing regulations applicable in State waters (zero to three miles offshore) to federal regulations. The conforming actions implemented pursuant to the automatic process are exempt from the Administrative Procedure Act [Chapter 3.5 (commencing with Section 11340) of the Government Code].

Federal regulations may be adopted annually and may be amended more often, if necessary, and serve to implement fishery management measures adopted by the Pacific Fishery Management Council. These measures include those for recreational fishing in federal waters off California.

For species managed under federal fishery management plans or regulations, the Commission has usually taken concurrent action to conform State recreational regulations to federal regulations that have been adopted through an open and deliberative federal rulemaking process, which includes a detailed review of economic impacts. Conforming State recreational regulations is done in recognition of federal jurisdiction and to ensure consistency and ease of use for constituents who are subject to both State and federal laws while fishing, or possessing sport fish. However, the dual process is redundant and inefficient, and historically the lag between federal action and conforming State action has created a period of management inconsistency and confusion. To improve regulatory efficiency, Fish and Game Code Section 7110 was enacted with the goal of reducing redundancies between State and federal rulemaking processes for these species.

Current recreational fishing regulations for salmon and Pacific halibut are a conglomerate of State regulations that conform to federal regulations, and State regulations that are more restrictive than and not in conflict with federal regulations, including State regulations that cover aspects not addressed in federal regulations.

Proposed Regulations

Section 1.95 will be added to Title 14, CCR, to describe the process through which State recreational fishing regulations for salmon and Pacific halibut will automatically conform to federal regulations.

The proposed regulation provides that recreational regulations for salmon and Pacific halibut established through the automatic conformance process shall govern unless the Commission adopts regulations using the regular rulemaking process [Chapter 3.5 (commencing with Section 11340) of Division 3 of Title 2 of the Government Code] and specifically declares at the time of adoption the intent to deviate from the automatic conformance process.

The proposed regulations describe the two processes by which State recreational fishing regulations for salmon and Pacific halibut may conform to federal regulations: the standard conformance process to be used for annual regulations, or corrections to annual regulations, and the conformance process to be used for in-season changes to regulations.

The proposed regulation specifies that the effective date of State regulations conformed pursuant to the automatic conformance process will be the same as the effective date of the federal regulation.

The proposed regulation specifies that nothing in Section 1.95 controls the adoption or validity of Commission regulations pertaining to the identified species on matters that the federal regulations do not address.

Existing species-specific regulations will remain in Title 14. In the future, these sections may be amended to conform to federal regulations pursuant to the process described in Section 1.95, or may be amended pursuant to the regular rulemaking process, as desired by the Commission.

Goals and Benefits of the Regulation

The proposed regulations will help reduce or eliminate the delay between federal action and conforming State action which leads to a period of management inconsistency and confusion between regulations for federal and State ocean waters. Timely conformance also eliminates the potential for a preemption issued under the Magnuson-Stevens Fishery Conservation and Act, and reduces redundant workload for the State.

The proposed regulation may result in future benefits to the environment by the timely conformance to federal regulation, resulting in the sustainable management of California's fish resources.

Compatibility with Existing State Regulations

The proposed regulations are neither inconsistent nor incompatible with existing State regulations. The Legislature has delegated authority to the Commission to adopt recreational fishing regulations in general (Fish and Game Code Sections 200, 205 and 265); and an automatic process to conform State recreational fishing regulations to federal regulations (Fish and Game Code Section 7110). Commission staff has searched the California Code of Regulations and has found no other State regulations related to conforming recreational fishing regulation to federal regulations.

NOTICE IS GIVEN that any person interested may present statements, orally or in writing, relevant to this action at a hearing to be held in the Howonquet Hall Community Center, 101 Indian Court, Smith River, California, on Thursday, June 22, 2017, at 8:00 a.m., or as soon thereafter as the matter may be heard.

NOTICE IS ALSO GIVEN that any person interested may present statements, orally or in writing, relevant to this action at a hearing to be held in the Resources Building Auditorium, First Floor, 1416 Ninth Street, Sacramento, California, on Thursday, August 17, 2017, at 8:00 a.m., or as soon thereafter as the matter may be heard. It is requested, but not required, that written comments be submitted on or before 5:00 p.m. on August 3, 2017, at the address given below, or by email to FGC@fgc.ca.gov. **Written comments mailed, delivered, or emailed to the Commission office, must be received before 12:00 noon on August 11, 2017.** All comments must be received no later than August 17, 2017, at the hearing in Sacramento, California. If you would like copies of any modifications to this proposal, please include your name and mailing address.

Availability of Documents

Copies of the Notice of Proposed Action, the Initial Statement of Reasons, and the text of the regulation in underline and strikeout format can be accessed through our website at www.fgc.ca.gov. The regulations as well as all related documents upon which the proposal is based (rulemaking file), are on file and available for public review from the agency representative, Valerie Termini, Executive Director, Fish and Game Commission, 1416 Ninth Street, Box 944209, Sacramento, California 94244-2090, phone (916) 653-4899. Please direct requests for the above mentioned documents and inquiries concerning the regulatory process to Valerie Termini or Sherrie Fonbuena at the preceding address or phone number. **Sherrie Fonbuena, phone (916) 653-4899, has been designated to respond to questions on the substance of the proposed regulations.**

Availability of Modified Text

If the regulations adopted by the Commission differ from but are sufficiently related to the action proposed, they will be available to the public for at least 15 days prior to the date of adoption. Any person interested may obtain a copy of said regulations prior to the date of adoption by contacting the agency representative named herein.

If the regulatory proposal is adopted, the final statement of reasons may be obtained from the address above when it has been received from the agency program staff.

Impact of Regulatory Action/Results of the Economic Impact Assessment

The potential for significant statewide adverse economic impacts that might result from the proposed regulatory action has been assessed, and the following initial determinations relative to the required statutory categories have been made:

- (a) Significant Statewide Adverse Economic Impact Directly Affecting Business, Including the Ability of California Businesses to Compete with Businesses in Other States:

The proposed action will not have a significant adverse economic impact directly affecting business, including the ability of California businesses to compete with businesses in other states. The proposed regulation prescribes a procedure the Commission may use to conform State recreational fishing regulations to federal regulations.

- (b) Impact on the Creation or Elimination of Jobs Within the State, the Creation of New Businesses or the Elimination of Existing Businesses, or the Expansion of Businesses in California; Benefits of the Regulation to the Health and Welfare of California Residents, Worker Safety, and the State's Environment:

The Commission does not anticipate any impacts on the creation or elimination of jobs in California.

The Commission does not anticipate any impacts on the creation of new businesses, the elimination of existing businesses, or the expansion of businesses in California.

The Commission does not anticipate benefits to the health and welfare of California residents.

The Commission anticipates future benefits to the environment by the timely conformance to federal regulation, resulting in the sustainable management of California's fish resources.

The Commission does not anticipate any benefits to worker safety.

- (c) Cost Impacts on a Representative Private Person or Business:

The Commission is not aware of any cost impacts that a representative private person or business would necessarily incur in reasonable compliance with the proposed action.

- (d) Costs or Savings to State Agencies or Costs/Savings in Federal Funding to the State:

The Commission expects time savings for existing staff that will permit both the Commission and Department to devote more staff resources to achieving other core mandates.

- (e) Nondiscretionary Costs/Savings to Local Agencies: None.

- (f) Programs Mandated on Local Agencies or School Districts: None.

- (g) Costs Imposed on any Local Agency or School District that is Required to be Reimbursed Under Part 7 (commencing with Section 17500) of Division 4, Government Code: None.

- (h) Effect on Housing Costs: None.

Effect on Small Business

It has been determined that the adoption of these regulations may affect small business. The Commission has drafted the regulations in Plain English pursuant to Government Code Sections 11342.580 and 11346.2(a)(1).

Consideration of Alternatives

The Commission must determine that no reasonable alternative considered by the Commission, or that has otherwise been identified and brought to the attention of the Commission, would be more effective in carrying out the purpose for which the action is proposed, would be as effective and less burdensome to affected private persons than the proposed action, or would be more cost effective to affected private persons and equally effective in implementing the statutory policy or other provision of law.

FISH AND GAME COMMISSION

Dated: May 3, 2017

Valerie Termini
Executive Director

From: Board of Supervisors, (BOS)
Sent: Friday, May 19, 2017 9:38 AM
To: BOS-Supervisors; BOS-Legislative Aides
Subject: FW: Nanosonics - v#101677 - 12(b) Waiver Request
Attachments: Nanosonics - \$45,000.pdf

From: Wu, Cynthia (DPH)
Sent: Friday, May 19, 2017 9:14 AM
To: Board of Supervisors, (BOS) <board.of.supervisors@sfgov.org>
Cc: Camua, Maria-Zenaida (ADM) <maria-zenaida.camua@sfgov.org>; Winchester, Tamra (ADM) <tamra.winchester@sfgov.org>; Hoffman, Samuel (DPH) <samuel.hoffman@sfdph.org>; Olivier, Pamela (DPH) <pamela.olivier@sfdph.org>; Hon, Stephanie (DPH) <stephanie.hon@sfdph.org>
Subject: Nanosonics - v#101677 - 12(b) Waiver Request

Board of Supervisor Required: Copy of Waiver Request Sent to Board of Supervisors

Attached 12b Waiver Request – Nanosonics, (v#101677), \$45,000.

For the purchase of the Trophon Ultrasound Disinfection System for disinfecting and sterilizing for various types of ultrasound probes used at Zuckerberg San Francisco General Hospital. As a response to the corrective action and requirement to purchase system, a requisition was submitted to OCA for the purchases of bidding the equipment. May 19, 2017 through October 30, 2017.

No Potential Contractors Comply.
Administrative Code 12B.5-1(d)

Thank you,
Cynthia Wu

Office of Contract Management and Compliance
1380 Howard Street, Rm 420a
San Francisco, CA 94103
Ph: 415-255-3543



MEMORANDUM

TO: Romulus Asenloo, Acting Director, Contract Monitoring Division
THROUGH: Barbara A. Garcia, MPA, Director of Health
FROM: Jacquie Hale, Director, DPH Office of Contracts Management *JAH*
DATE: May 16, 2017
SUBJECT: 12B

Nanosonics Inc. (v#101677)

Commodity/Service: For purchase of the Trophon Ultrasound Disinfection System for disinfecting and sterilizing for various types of ultrasound probes used at Zuckerberg San Francisco General Hospital.
Amount: \$45,000
Funding Source: General Funds
Term: May 19, 2017 through October 30, 2017

Rationale for requesting the Waiver:

Nanosonics' Trophon Ultrasound Disinfection System is a high-level cleaning, disinfecting and sterilizing system for various types of ultrasound probes used at Zuckerberg San Francisco General Hospital (ZSFGH). The requirement for the Trophon System is a corrective action response as a result of a Joint Commission inspection that found ZSFGH not in compliance with requirements for performing high-level disinfection of medical equipment, devices and supplies. Disinfection procedures of vaginal probes in Labor & Delivery were specifically identified as non-complaint and further special issue resolution findings identified the Emergency Department and Family Ward as also being non-complaint with disinfection procedures.

As a response to the corrective action and requirement to purchase the Trophon Disinfection System, a requisition was submitted to OCA for the purposes of bidding the equipment. OCA received two bids, both from vendors that are not fully 12B compliant. The bid evaluation determined that GE Healthcare was the lowest bidder. OCA responded to GE Healthcare with a Conditional Notice to Award. GE Healthcare did not accept CCSF P250 Terms and Conditions and OCA is withdrawing the GE bid. The second bidder, Nanosonics Inc., will now be advised of a Notice Award.

Please approve this waiver for Nanosonics so that ZSFGH can proceed with the purchase of the disinfection system.

For questions concerning this Sole Source Waiver request please call DPH Office of Contract Management and Compliance at 415-255-3543. Thank you for your consideration.



CITY AND COUNTY OF SAN FRANCISCO
CONTRACT MONITORING DIVISION

S.F. ADMINISTRATIVE CODE CHAPTERS 12B and 14B
WAIVER REQUEST FORM
(CMD-201)

Send completed waiver requests to:
cmd.waiverrequest@sfgov.org or
CMD, 30 Van Ness Avenue, Suite 200, San Francisco, CA
94102

FOR CMD USE ONLY
Request Number:

Section 1. Department Information

Department Head Signature: [Signature]
Name of Department: Department of Public Health
Department Address: 101 Grove Street, Room 307, San Francisco CA 94102
Contact Person: Jacquie Hale, Director, Contract Management and Compliance
Phone Number: (415) 554-2609 E-mail: jacquie.hale@sfdph.org

Section 2. Contractor Information

Contractor Name: Nanosonics Inc. Vendor No.: 101677
Contractor Address: 11793 Technology Lane, Fishers IN 46038
Contact Person: Garrett Ortiz Contact Phone No.: (714) 496-5966

Section 3. Transaction Information

Date Waiver Request Submitted: Type of Contract: Commodity
Contract Start Date: 5/19/17 End Date: 10/30/17 Dollar Amount of Contract: \$ 45,000.00

Section 4. Administrative Code Chapter to be Waived (please check all that apply)

[X] Chapter 12B
Chapter 14B Note: Employment and LBE subcontracting requirements may still be in force even when a
14B waiver (type A or B) is granted.

Section 5. Waiver Type (Letter of Justification must be attached, see Check List on back of page.)

- A. Sole Source
B. Emergency (pursuant to Administrative Code §6.60 or 21.15)
C. Public Entity
[X] D. No Potential Contractors Comply (Required) Copy of waiver request sent to Board of Supervisors on:
E. Government Bulk Purchasing Arrangement (Required) Copy of waiver request sent to Board of Supervisors on:
F. Sham/Shell Entity (Required) Copy of waiver request sent to Board of Supervisors on:
G. Subcontracting Goals
H. Local Business Enterprise (LBE)

CMD/HRC ACTION
12B Waiver Granted: 14B Waiver Granted:
12B Waiver Denied: 14B Waiver Denied:
Reason for Action:
CMD Staff: Date:
CMD Director: Date:
HRC Director (12B Only): Date:

From: Board of Supervisors, (BOS)
Sent: Tuesday, May 16, 2017 5:48 PM
To: BOS-Supervisors; Evans, Derek
Subject: FW: The Re-Appointment of Petra DeJesus to the Police Commission...

From: Kim-Shree Maufas [mailto:kimshreesf@gmail.com]
Sent: Tuesday, May 16, 2017 1:35 PM
To: Board of Supervisors, (BOS) <board.of.supervisors@sfgov.org>
Subject: Fwd: The Re-Appointment of Petra DeJesus to the Police Commission...

via email

Dear San Francisco Board of Supervisors:

I am writing to you to express my wholehearted support of Commissioner Petra DeJesus' reappointment to the S.F. Police Commission.

Petra and I have worked on many issues together over the years and most of them were around police accountability....well before news hit the headlines. Her studied and learned approach is a model for all of us in creating policy for the Police Department and City of San Francisco that reflects the often voiceless community that she represents.

There is a *relationship and bond* between police and our various communities that is a crucial component to having a well-run, well-received, and well-thought of city. It is the foundation to who we are and how we think of ourselves together at all times. No ditching out when the going gets rough. I know in my heart that Commissioner DeJesus understands this relationship and bond and has worked tirelessly to make certain that we are who we say we are.

An area that I've long been involved in, is how police manage their behaviors around the students in our schools and the reshaping the Memorandum of Understanding between the San Francisco Unified School District and the San Francisco Police Department. With that said, you must know that the Police Commissioners mean something to me, personally. Their advocacy means something to many in this city. Their ability to rise above the noise means everything to all of us. Petra does this and so much more.



Please reappointment Petra DeJesus to the Police Commission so that she may continue to work as hard as she does and be a model for others to learn from going forward.

With my sincerest regards,

Kim-Shree Maufas

Former Board of Education Commissioner (2007-2015)

Doctoral Candidate at USF School of Education, *grad. Dec. 2017*

"The world is a dangerous place to live; not because of the people who are evil, but because of the people who don't do anything about it." ~Albert Einstein

Confidentiality Notice:

This e-mail and any attachments may contain confidential information intended solely for the use of the addressee. If the reader of this message is not the intended recipient, any distribution, copying, or use of this e-mail or its attachments is prohibited. If you received this message in error, please notify the sender immediately by e-mail and delete this message and any copies. Thank you

From: Board of Supervisors, (BOS)
Sent: Friday, May 19, 2017 8:36 AM
To: BOS-Supervisors; Somera, Alisa (BOS)
Subject: FW: INCLUSIONARY HOUSING & HOME SF

From: lgpetty@juno.com [mailto:lgpetty@juno.com]
Sent: Thursday, May 18, 2017 8:00 PM
To: Board of Supervisors, (BOS) <board.of.supervisors@sfgov.org>
Subject: INCLUSIONARY HOUSING & HOME SF

To All Supervisors

**Re: Land Use Committee May 22, 2017 &
Full Board Meeting May 23, 2017**

150969 Bonus Density Program HOME SF and

170208 Inclusionary Affordable Housing Program

Dear Supervisors,

I urge you NOT TO COMBINE THESE TWO ITEMS IN ANY WAY OR ALLOW "HOME SF" TO SUPPLANT OR SUPERCEDE THE INCLUSIONARY PROGRAM IN ANY WAY.

The Inclusionary Housng Program is a Charter mandate from the voters and must be kept as separate legislation, with the mandate being followed as closely as possible for a preponderance of low income units over middle income units and for adherence to other Inclusionary building requirements as agreed upon by the Full Board.

PLEASE DO NOT APPROVE MORE MIDDLE INCOME UNITS THAN LOW INCOME UNITS. The city should continue traditional emphasis on building low income units as those units must go to those who have the greatest need with the fewest other options.

HOME SF AND ALL OTHER DENSITY BONUS PROGRAMS SHOULD BE SEPARATE PROGRAMS -- NOT COMBINED WITH or SUBSTITUTED FOR or SUPERSEDING THE INCLUSIONARY HOUSING PROGRAM. To do so would defeat the will of the voters.

Further, I think that the low income units-to-middle income units ratio and income levels in the HOME SF legislation should be the same or greater as that approved by the voters under Prop C as determined by the Full Board under as Prop C Inclusionary requirements.

If anything, any Density Bonus program should have MORE low income units than that required by Inclusionary Housing, as

developers are given a profit bonus from the city through permission to build extra floors and other rezoning benefits.


Thank you.

Lorraine Petty
one of the 67% of voters who approved Prop C
District 5 Voter
Senior & Disability Action member
D5 Action member

How To Remove Eye Bags & Lip Lines Fast (Watch)

Fit Mom Daily

<http://thirdpartyoffers.juno.com/TGL3132/591e5fdee02225fde4208st02duc>



From: Board of Supervisors, (BOS)
Sent: Friday, May 19, 2017 8:18 AM
To: BOS-Supervisors; Major, Erica (BOS)
Subject: FW: attn: Erica Major, Assistant Clerk, Public Safety and Neighborhood Services

-----Original Message-----

From: Paula Kotakis [mailto:disi@igc.org]
Sent: Thursday, May 18, 2017 6:46 PM
To: Board of Supervisors, (BOS) <board.of.supervisors@sfgov.org>
Cc: Yee, Norman (BOS) <norman.yee@sfgov.org>; Sheehy, Jeff (BOS) <jeff.sheehy@sfgov.org>; Safai, Ahsha (BOS) <ahsha.safai@sfgov.org>; Farrell, Mark (BOS) <mark.farrell@sfgov.org>; Breed, London (BOS) <london.breed@sfgov.org>
Subject: attn: Erica Major, Assistant Clerk, Public Safety and Neighborhood Services

Re: File No. 170456

Hearing on the San Francisco Groundwater Supply Project, the safety of the drinking water, and testing standards; and requesting the San Francisco Public Utilities Commission to report. [sponsors: Norman Yee, Jeff Sheehy, Ahsha Safai, Mark Farrell]

I have an elaborate water filter system attached to my kitchen faucet, so have not noticed any change in the taste or smell of the water since groundwater blending started in my neighborhood (Cole Valley) mid-April. But my cats sure noticed the quality had changed!

I have two water bowls for the cats: one in a bedroom filled with water from the bathroom tap, and another in the living room filled with filtered kitchen tap water. They used to drink from the bedroom bowl the most but now won't touch it, starting mid-April. None of the cats will drink water that comes from the bathroom unfiltered tap anymore. They all come into the living room to use the bowl that is filled with filtered tap water.

So that's the only proof I need to ask the Supervisors to please force the PUC to stop adding groundwater to our SF water since it clearly (to my sensitive cats' noses anyway) has lowered the quality of our drinking water.

--Paula Kotakis, Cole Valley

From: Board of Supervisors, (BOS)
Sent: Tuesday, May 23, 2017 3:46 PM
To: 'apglikshtern@gmail.com'
Cc: BOS-Supervisors; Major, Erica (BOS)
Subject: FW: Ground water should not not be mixed with our drinking water! File No. 170456

Hello,

Thank you for your letter, it has been sent to the Board Members. Looping in the Public Safety and Neighborhood Services Clerk to add to official file. It will also be added to the Petitions and Communications section of our June 6, 2017 Board Meeting agenda.

Regards,

Board of Supervisors
1 Dr. Carlton B. Goodlett Place, City Hall, Room 244
San Francisco, CA 94102-4689
Phone: (415) 554-7703 | Fax: (415) 554-5163
Board.of.supervisors@sfgov.org | 415-554-5184

From: Anastasia Glikshtern [mailto:apglikshtern@gmail.com]
Sent: Tuesday, May 23, 2017 3:21 PM
To: Board of Supervisors, (BOS) <board.of.supervisors@sfgov.org>; Safai, Ahsha (BOS) <ahsha.safai@sfgov.org>; Fewer, Sandra (BOS) <sandra.fewer@SFGOV1.onmicrosoft.com>; Ronen, Hillary <hillary.ronen@sfgov.org>
Subject: Ground water should not not be mixed with our drinking water!

Dear Commissioners,

I support the unanimously adopted resolution of the Coalition for San Francisco Neighborhood against the mixing of groundwater into our drinking water.

The system should be for emergencies only.

I had very bad testing water on-and-off and was assured by the Water Department that the mixing isn't happening yet - than discovered that the mixing actually started on April 18 to "test the system". More than that - the spigot of one well is turned on and the well is operating continuously drawing as much as 300,000 gallons per day!

Five of the six wells to be used in the project have detected concentrations of nitrates at 2/3 to 127% of the Maximum Contamination Level set by the US and CA EPA.

High levels of nitrate can cause methemoglobinemia in pregnant women and infants under the age of six months. Ingested nitrates interfere with the transportation of oxygen in the bloodstream to vital organs and can lead to a coma or death in infants. They aren't good for anybody

Think also about all other pesticides & fertilizers and fracking water going into the water table.

The "green" city of San Francisco itself constantly uses herbicides in "natural" areas for "native restorations" and on the stumps of the trees it chops down right & left.

The mixing should be for emergencies and severe drought only. Even in drought so many things can be done before adulterating Hetch Hetchy water with water which on itself is not safe to drink on continuous bases. For kids and people with compromised immunity it's not safe on any bases.

Sincerely,
Anastasia Glikshtern
150 Chaves Ave,
SF, CA 94127

The mixing should be for emergencies and severe drought only. Even in drought so many things can be done before adulterating Hetch Hetchy water with water which on itself is not safe to drink on continuous bases. For kids and people with compromised immunity it's not safe on any bases.

Sincerely,
Anastasia Glikshtern
150 Chaves Ave,
SF, CA 94127

BOS-11
File 170450

From: mari eliza <mari.eliza@sbcglobal.net>
Sent: Tuesday, May 23, 2017 4:23 PM
To: Board of Supervisors, (BOS)
Cc: Peskin, Aaron (BOS); Cohen, Malia (BOS); Safai, Ahsha (BOS); Kim, Jane (BOS); Tang, Katy (BOS); Breed, London (BOS); Farrell, Mark (BOS); Yee, Norman (BOS); Fewer, Sandra (BOS); Sheehy, Jeff (BOS); Ronen, Hillary; Major, Erica (BOS)
Subject: Comments for Groundwater Hearing - Wednesday, May 24, 2017

May 24, 2017

To San Francisco District Supervisors:

re: PUC Report on Groundwater Hearing at The Board of Supervisors' Public Safety and Neighborhood Services Committee

We are concerned about the safety and the health of the citizens of San Francisco who may be effected by the adding of groundwater into Hetch Hetchy water for human consumption, referred to as "the blend". We assume that there will be a lot of discussion and concerns expressed on this issue where the health and well-fare of our citizens is concerned. We mention all citizens of San Francisco, because regardless of where we may reside or work, and spend most of our time, we all travel freely about the city and may at any time drink the blend without formal notice. "The Blend" effects us all equally as the claim that we have the best purest Hetch Hetchy water in our taps will no longer apply once there is a "blend."

I will leave it up to others to delve into the many reasons for concerns over the health implications for those with compromised immune systems and chemical sensitivities, and bring up related legal matters. For some time the City has been boasting about the purity of our Hetch Hetchy drinking water and creating tools to encourage the drinking of tap water by charging extra for bottled water and even making it difficult for people to obtain and travel with bottles in some areas or situations around our city parks and properties.

I am going to request a roll-back on those legal tools as the claims they were based on are no longer valid when we establish "The Blend". I refer to the "deposits" on bottles and other city-ordinances that no longer apply. You can't have it both ways. You can't force people to drink impure tap water or punish them with fees and fines for going back to bottled water. This could be especially important for health clinics and hospitals that will have to spend more on bottled water or risk feeding their patients a potentially unhealthy dose of pesticides and other chemicals that may make San Francisco hospitals and health clinics less popular without the pure Hetch Hetchy water.

Please re-consider the need to "Blend" during a record rainfall year. Also please reconsider the need to sell our water. As some have stated, or will I suspect, no matter how safe we think we are in setting our exposure limits today, in all likelihood those limits will be reset over time. We have no idea what the safe limits will be until we see some results.

Look at how the artificial turf argument has changed since the City sold it to the public. The state is now taking on studies of the product that was approved and passed the EIR standards we had in place. Now it appears the state will most likely require we remove the artificial turf and replace it with natural grass within a couple of years

Many people feel that the rush to "blend" is based on the rush to build. If this is so, what else must we compromise in order to become a "World Class" city that surpasses Manhattan or Hong Kong in size and density? Do we want to outgrow our water supply? How many people are too many for this land to support? Where are those limits going to be set and by whom? We will need a bigger landfill to handle all the empty water bottles that people will be drinking from soon. Where is the plan for that?

Sincerely,

Mari Eliza, Concerned Citizen

cc:

PUC - Harlan Kelly, Jr., General Manager, Public Utilities Commission - hkelly@sfgov.org
Erica Major, Assistant Clerk, Public Safety and Neighborhood Services - erica.major@sfgov.org
Juliet Ellis, Public Utilities Commission - jellis@sfgov.org

From: Board of Supervisors, (BOS)
Sent: Monday, May 22, 2017 8:27 AM
To: BOS-Supervisors
Subject: FW: Please don't ban delivery robots

From: Gabor Cselle [mailto:mail@gaborcselle.com]
Sent: Sunday, May 21, 2017 1:13 PM
To: Board of Supervisors, (BOS) <board.of.supervisors@sfgov.org>
Subject: Please don't ban delivery robots

Hi there, I live in District 1 in San Francisco.

I just read on read in Wired that you're thinking about banning delivery robots in San Francisco!

Please don't. I think this technology could be incredibly helpful and have a positive impact on our economy and jobs, especially since we are home to the technology sector.

I think the safety concerns about how to police the robots are real, but they can be solved through technology: For example, the police could have an app which disables or even controls any robot on the street. You could draft effective legislation to this effect with our local industry rather than banning them outright.

Thank you,

Gabor

--
Gabor Cselle
<http://www.gaborcselle.com/>

From: Board of Supervisors, (BOS)
Sent: Monday, May 22, 2017 8:25 AM
To: BOS-Supervisors
Subject: FW: To the Entire Board

From: Portfire86@aol.com [mailto:Portfire86@aol.com]
Sent: Sunday, May 21, 2017 12:46 PM
To: Board of Supervisors, (BOS) <board.of.supervisors@sfgov.org>
Cc: nowickic@lanecc.edu
Subject: To the Entire Board

Dear Board,

I recently read in the newspaper, that the Board of Supervisors is considering basing fines for individuals breaking the law on their fiscal ability to pay. That idea is positively insane. It borders in the realm of enabling people with lesser means to partake in and/or continue bad behavior. I'm not concerned with the current high level of fine amounts, because I (and my family) do everything we can to be model citizens and avoid activities that would be deemed inappropriate. The solution is simple for all of our residents and visitors.....if you don't want to pay fines, then simply behave yourself.

Please allow me to give a few examples of how ridiculous this idea is:

- 1) Parking tickets. Why would anyone of lesser means ever feed the meter, when they know that in the remote chance that they will be cited, that their penalty will be greatly reduced.
- 2) Riding on Muni without paying the fare. When riders intentionally ride Muni without paying (and I see it happen every single day), that is a purposeful and deliberate act to cheat the City. It is a misdemeanor and everybody who "jumps the gates" knows it. You can either make the fine high or low, but it needs to be consistent as the intent is equally malevolent no matter your salary.
- 3) Littering. If you don't want to be fined, don't litter. Dolores Park has been in the news recently, with revelers leaving all of their trash behind. In no case is that appropriate, and there is no reason why anyone should ever face being cited. The simple use one of the many trash receptacles on the property or bring the garbage home negates this discussion. However, a new law would say that a person of means who leaves a soda can would be fined more than a person of lesser income who make leave behind the remnants of a party of five.

The answers are simple. If you don't want to pay fines, don't behave like an animal and it is a non-issue. The fines need to be the same, regardless of income or means. That's what this whole 'equality' issue that society has been fighting for is about. What's next? Fines based upon sex? Religion? Political affiliation? Don't separate society any more than it already is. Don't pass laws that say bad behavior is more acceptable for some more than others.

Sincerely,

Pete Nowicki
1531-39th Avenue
415 786-5194

From: Board of Supervisors, (BOS)
Sent: Tuesday, May 16, 2017 11:04 AM
To: BOS-Supervisors; Somera, Alisa (BOS)
Subject: FW: Board of Supervisors agenda item 53 (170566) on SB 687 (Skinner) - Emergency Service Levels at Health Facilities
Attachments: HCNCC SF Section Oppose Letter SB 687 5 16 17.pdf

From: Lisa Olsen [mailto:lolsen@hospitalcouncil.org]
Sent: Tuesday, May 16, 2017 10:27 AM
To: Board of Supervisors, (BOS) <board.of.supervisors@sfgov.org>
Cc: David Serrano Sewell <dserranosewell@hospitalcouncil.org>
Subject: Board of Supervisors agenda item 53 (170566) on SB 687 (Skinner) - Emergency Service Levels at Health Facilities

Dear Honorable Members of the San Francisco Board of Supervisors,

Please see the enclosed letter regarding agenda item 53 (170566) on Senate Bill 687 (Skinner) - Emergency Service Levels at Health Facilities. The hospital community respectfully asks that the Board does not adopt the resolution. We are opposed to SB 687 in Sacramento.

Thank you.

Regards,

David Serrano Sewell
Regional Vice President
Hospital Council of Northern & Central California
235 Montgomery Street, Suite 910
San Francisco, CA 94104
415.616.9990
Fax 415.616.9992
www.hospitalcouncil.net



Hospital Council
of Northern & Central California

Excellence Through Leadership & Collaboration

May 16, 2017

The Honorable London Breed
Member and President, Board of Supervisors
City and County of San Francisco, City Hall
1 Dr. Carlton B. Goodlett Place, Room 244
San Francisco, CA 94102

Subject: Board of Supervisors agenda item 53 (170566) on Senate Bill 687 (Skinner) -
Emergency Service Levels at Health Facilities

Dear Supervisor Breed:

On behalf of the S.F. Section of the Hospital Council of Northern and Central California and the California Hospital Association, this letter respectfully requests that the Board does not adopt the above referenced resolution in support of SB 687. The hospital community is **OPPOSED** to SB 687.

SB 687 purports to protect emergency department services, but it does not. Rather, it adds a duplicative and costly layer of approval, thus increasing healthcare costs and frustrating a hospital's ability to provide care.

If passed, SB 687 would require a nonprofit hospital to provide written notice to the Attorney General no later than 90 days prior to a planned reduction in the level of emergency services or an elimination of those services. Then, the Attorney General would conduct public meetings to hear comments from interested parties and may hire experts or consultants to assist in reviewing the proposed changes - *with the costs charged to the hospital.*

After the hearings, the Attorney General would have the discretion to consent, give conditional consent, or not consent to any elimination or reduction of emergency services.

SB 687 ignores that emergency departments are the most expensive setting to provide care because of the staffing and clinical expertise required, as well as ancillary and other services that must be available. Typically, if a hospital is planning to reduce or eliminate emergency services (a decision not taken lightly by a hospital), it is due to financial stress (often in rural communities in the state). Forcing hospitals to keep emergency departments open during an Attorney General review will adversely impact the entire hospital operations and the services to the community.

Further, adding this statutory layer of oversight is unnecessary and duplicative.

There are already existing procedures in place that require hospitals to notify the California Department of Public Health and counties prior to altering or closing emergency services.

Once notice is given, the local Emergency Medical Services Agency conducts an evaluation and holds a public hearing to assess the impact of the changes on the local community.

We strongly urge the Board to not adopt the resolution in support of SB 687 as it presents multiple problems to the hospitals and health systems of California.

Sincerely,

A handwritten signature in black ink, appearing to read "David Serrano Sewell". The signature is fluid and cursive, with a long horizontal stroke at the end.

David Serrano Sewell
Regional Vice-President, San Francisco
Hospital Council of Northern and Central California

cc: Honorable members of the Board of Supervisors
Honorable Edwin M. Lee, Mayor

File No.
1509169

From: Board of Supervisors, (BOS)
Sent: Monday, May 22, 2017 1:07 PM
To: BOS-Supervisors; Somera, Alisa (BOS)
Subject: FW: Please Oppose the current HOMESF

From: Kathy Howard [mailto:kathyhoward@earthlink.net]
Sent: Monday, May 22, 2017 11:23 AM
To: Board of Supervisors, (BOS) <board.of.supervisors@sfgov.org>
Subject: Please Oppose the current HOMESF

Dear Supervisors,

I am very concerned the fact that HOMESF is being pushed through without public knowledge of or input into key elements of this program.

Many San Franciscans have not been informed about these parts of HOMESF:

- Smaller housing units, such as 700sf 2 BR units, and more studios and one-bedrooms;
- No public review or appeal of projects;
- Shifts 'inclusionary' from those who most desperately need housing to higher income households;
- Minimizes open space by creating small back yards, which are neither family-friendly nor habitat-friendly;
- No protections for parks and other open space from shadowing;
- Allows higher income single people to benefit from housing that should be reserved for lower income families;
- Does not increase affordability. Does increase Developer Profits.
- Decimates our neighborhood commercial and services districts;
- Loss of local businesses mean replacement with chain stores, loss of jobs, and homogenization of our neighborhoods.

Please **Oppose the current HOMESF.**

Thank you for your consideration.
Katherine Howard
District 4

(14)

File No
1509169

From: Board of Supervisors, (BOS)
Sent: Monday, May 22, 2017 1:08 PM
To: BOS-Supervisors; Somera, Alisa (BOS)
Subject: FW: HomeSF needs more public scrutiny-please vote no!

-----Original Message-----

From: R [mailto:rkinsf@gmail.com]
Sent: Sunday, May 21, 2017 7:12 PM
To: Board of Supervisors, (BOS) <board.of.supervisors@sfgov.org>
Subject: HomeSF needs more public scrutiny-please vote no!

Dear Board of Supervisors -

The HomeSF proposal seems to so significant — yet lacks sufficient public scrutiny.
I urge you to vote this down on Tuesday.
I urge you to bring this major affordable housing measure to the voters instead of bypassing them.

Thank you.

Richard Kay

From: Board of Supervisors, (BOS)
Sent: Monday, May 22, 2017 2:21 PM
To: Somera, Alisa (BOS); BOS-Supervisors
Subject: FW: ITHA HOME-SF Position Letter - Item No. 150969
Attachments: BOS HOMES-SF Letter.pdf

From: Mark Scardina [mailto:president@ithasf.org]
Sent: Monday, May 22, 2017 2:19 PM
To: Board of Supervisors, (BOS) <board.of.supervisors@sfgov.org>
Cc: Lee, Mayor (MYR) <mayoredwinlee@sfgov.org>; board@ithasf.org
Subject: ITHA HOME-SF Position Letter - Item No. 150969

Please see the attached ITHA position letter regarding the HOME-SF program.

Regards,

Mark

Mark Scardina
President,
Ingleside Terraces Homes Assn
www.ithasf.org

BOS-11
C page 3
File No. 150969

From: Board of Supervisors, (BOS)
To: BOS-Supervisors
Cc: Somera, Alisa (BOS); Major, Erica (BOS)
Subject: FW: Opposing HOME-SF | May 23, 2007 Board meeting, Item No. 150969

From: parliamentarian@westoftwinpeaks.org [mailto:parliamentarian@westoftwinpeaks.org]
Sent: Tuesday, May 23, 2017 11:45 AM
To: Board of Supervisors, (BOS) <board.of.supervisors@sfgov.org>; Tang, Katy (BOS) <katy.tang@sfgov.org>; Yee, Norman (BOS) <norman.yee@sfgov.org>
Cc: Low, Jen (BOS) <jen.low@sfgov.org>; dyanna.qizon@sfgov.org; 'WTPCC Delegates' <westoftwinpeaks-delegates@googlegroups.com>; wtpcc-officers@googlegroups.com
Subject: Opposing HOME-SF | May 23, 2007 Board meeting, Item No. 150969



West of Twin Peaks Central Council

A Resource for Neighborhood Organizations West of Twin Peaks in San Francisco since 1936

WTPCC

PO Box 27112
San Francisco, CA 94127

<http://www.westoftwinpeaks.org/>

San Francisco Board of Supervisors
1 Dr. Carlton B. Goodlett Place
City Hall, Room 244
San Francisco, CA 94102
May 23, 2017

Re: HOME-SF – May 23, 2007 Board meeting, Item No. 150969

Dear Supervisors:

The West of Twin Peaks Central Council (WTPCC), representing the twenty home and neighborhood organizations listed below, is opposed to the current version of HOME-SF, item number 150969. WTPCC requests that this legislation be rejected for the following reasons:

The proposed HOME-SF program will have a negative effect on our neighborhoods. We do not oppose development, but we want it to fit in with the character of our residential neighborhoods, which are primarily owner-occupied, low-density, low-height, and family-friendly.

For many decades, the City, through its zoning laws, has established and maintained single family neighborhoods and adjoining, neighborhood-serving small commercial districts. Relying on the promise in these zoning regulations, our neighbors have purchased their homes and made their lives in our single-family

neighborhoods. We have relied on the City to honor its promise to protect our choice to live in single-family residential neighborhoods.

The HOME-SF program permits increased density in single-family residential neighborhoods. Although the program on its face does not up-zone RH-1 neighborhoods, the implementation of the program on adjoining transit corridors will cause parking and traffic congestion to spill over into the adjacent residential neighborhoods. The increased height and bulk of the new buildings will be grossly out of scale to the existing neighborhoods. Furthermore, the program as currently drafted wrongly assumes that new residents will not own cars and therefore adequate off-street parking is not required, to the detriment of the near-by neighborhoods.

The program will also lead to the displacement of neighborhood-serving small businesses and the demolition of small-scale commercial buildings that are now consistent with our existing residential neighborhoods.

Finally, we are very concerned that this program is being pushed through with little consultation with the affected neighborhoods and little opportunity for public input.

We therefore oppose the HOME-SF program as now presented and ask that you vote against it.

Very truly yours,
Matt Chamberlain, Parliamentarian
West of Twin Peaks Central Council

WTPCC Member Organizations

Balboa Terrace - Forest Hill - Forest Knolls - Golden Gate Heights - Greater West Portal - Ingleside Terraces - Lakeshore Acres - Lakeside Property Owners - Merced Manor - Midtown Terrace - Miraloma Park - Monterey Heights - Mount Sutro Woods - Pine Lake Park - Saint Francis Woods - Sherwood Forest - Sunnyside - Twin Peaks - Westwood Highlands - The Woods

From: Board of Supervisors, (BOS)
Sent: Monday, May 22, 2017 9:29 AM
To: BOS-Supervisors
Subject: FW: Dolores Park Litterbugs Could Face \$1000 Fines, Citations | Hoodline

-----Original Message-----

From: Christine Harris [mailto:christinelynnharris@yahoo.com]
Sent: Friday, May 19, 2017 6:48 PM
To: Lee, Mayor (MYR) <mayoredwinlee@sfgov.org>; Board of Supervisors, (BOS) <board.of.supervisors@sfgov.org>
Subject: Dolores Park Litterbugs Could Face \$1000 Fines, Citations | Hoodline

Hello Honourable Public Officials,

Thank you! This is exactly what needs to be done to help curb the litter problems. Thank you for your work.

http://hoodline.com/2017/05/dolores-park-litterbugs-could-face-1000-fines-citations?utm_medium=email&utm_campaign=stories&utm_source=Hoodline+Mailing+List&utm_campaign=e029ff3bfa-daily-digest-05-19-2017&utm_medium=email&utm_term=0_e61dc2951f-e029ff3bfa-251217373

Best Wishes,
Christine Harris

Please forgive typos, very small keyboard.

Mchugh, Eileen (BOS)

From: Board of Supervisors, (BOS)
Sent: Tuesday, May 23, 2017 8:16 AM
To: BOS-Supervisors; BOS-Legislative Services
Subject: FW: File No. 170413 - BVHP Redevelopment Plan and HPS Redevelopment Plan // Prop O
Attachments: T_Line_Cargo_Extension_Loop_0.pdf; T_Line_GENEVA_HARNEY_0.pdf; TF_line_hospital_link_0.pdf

From: Aaron Goodman [mailto:amgodman@yahoo.com]
Sent: Monday, May 22, 2017 7:07 PM
To: Board of Supervisors, (BOS) <board.of.supervisors@sfgov.org>
Cc: Secretary, Commissions (CPC) <commissions.secretary@sfgov.org>; Calvillo, Angela (BOS) <angela.calvillo@sfgov.org>; Rahaim, John (CPC) <john.rahaim@sfgov.org>; MTABoard <mtaboard@sfmta.com>; Reiskin, Ed (MTA) <ed.reiskin@sfmta.com>; tilly.chang@sfcta.org
Subject: File No. 170413 - BVHP Redevelopment Plan and HPS Redevelopment Plan // Prop O

File No. 170413 - BVHP Redevelopment Plan and HPS Redevelopment Plan // Prop O

SF Board of Supervisors;

I am unable to attend the SFBOS meeting on Tuesday but wish to submit my concerns regarding the ongoing development and increased population changes proposed by Prop O without a serious review of transportation and connectivity for mass-transit systems in the D10-D11 and D7 areas.

The Prop O impacts would be considered cumulative development related growth and a domino effect on traffic, parking and transit needs in the district.

With the High-Speed Rail and Brisbane, Schlage Lock development, Pier 70, Warrior's Arena, and (4) major HOPE SF projects in the vicinity it becomes ever more critical for people to be able to access jobs, get to mass-transit stations, and NOT have to transfer and consistently cross traffic to get to their linked systems and transit modes.

It is therefore more important than ever to look at the future mass-transit modal systems of the SE sector and how to best implement and push forward mass-transit connectivity.

Ferry terminals at the embarcadero are nice, but what about in the BVHP? Pier 70, and Candlestick area, near the Brisbane and Sunnydale developments? What means and methods are in planning to ensure that the India Basin and its bike/pedestrian friendly zones are hooked up adequately to the mass-transit systems. A ferry service could easily be implement off a pier system near Candlestick Point, connecting to the Geneva Harney Bus and HSR terminal proposal, with dedicated connections via "pedestrian-bike" high-lines over to the eastern side and waterfront trails...

The T-Line is already needing to be re-vamped, and additional planning needed to solve for the Geneva Harney LRV (Light Rail Vehicle) future connection to Balboa Park Station, and possibly over 101 into the BVHP /

HPS areas.. A loop line would best serve the T-Line providing additional "band-width" and service to the area, helping to provide direct connections possibly along Cargo Way, and Oakdale or Cesar Chavez over to St.Luke's and SFGH for emergency access to services.

The city is consistently negating its due diligence in planning and providing for the mass-transit needs of the proposed population growth. Emergency planning and ensuring that access to services, and the ability to leave the city in a catastrophe is becoming more of a concern with each added tower, and the need to prepare and plan for the population, parking, traffic and population boom that will indeed follow the Prop O development pressures.

Please see the attached diagrams which have miles attached and represent some possible routes and solutions to mass-transit needs in the D10 area and connectivity.

It is getting to become a more critical issue as construction and major infrastructure changes are beginning to impinge on the flow of traffic and transit daily....

If density and development continue to rule the decision making processes, than for the SFBOS hearing this Tuesday, please take extra care and consideration on the Transit aspects of these plans and how Prop O will directly impact the already challenged systems on the T-Line and need to explore additional methods of looping/linking and transfer between systems to improve the overall accessibility and mobility of the D10 area with the rest of San Francisco's transportation systems. Transit Equity needs to be addressed due to the majority of development pressures occurring in the SE to SW quadrants of SF...

A.Goodman D11

BOS-11
C. P. P. P.

From: Board of Supervisors, (BOS)
To: BOS-Supervisors
Subject: FW: SB10 - AB42 Costs to Counties
Attachments: Cover Letter to Supervisors 5-23-17 (3).docx; Costs -Counties -SB10 - AB42 -5-16-17.doc; Cost Driver (CA Bail Reform).doc; ACJ 5-9-17 AB 42 Letter to Asm Bonta.pdf; Bail Reform Will Imperil California's Justice System- Law 360.pdf; CA Distict Attorneys Assn, opposition letter -AB 42 (Bonta).pdf; CA District Attonreys Assn - Opposition Letter -SB 10 (Hertzberg).pdf; GSBAA AB 42 (Bonta)_oppose_Asm Pub Safety.doc

From: AAB, (BOS)
Sent: Thursday, May 25, 2017 3:33 PM
To: Board of Supervisors, (BOS) <board.of.supervisors@sfgov.org>
Subject: FW: SB10 - AB42 Costs to Counties

Hello CBOS,

Forwarding you an email that was erroneously sent to AAB Office. The originator of this email had also called the AAB Office to follow-up on the receipt of this email. AAB Office is forwarding you this email, and as a heads-up, the email originator may also be contacting the CBOS to follow-up on its receipt.

Regards,

Assessment Appeals Board
1 Dr. Carlton B. Goodlett Place, Rm 405
San Francisco, CA 94102
(415) 554 – 6778
www.sfbos.org/aab

From: Rizelle Pecson [<mailto:rpecson@BadBoysBailBonds.com>]
Sent: Wednesday, May 24, 2017 4:12 PM
To: lvaldez@cosb.us; imonell@cob.sbcounty.gov; Gliceria.Magpayo@sdcounty.ca.gov; AAB, (BOS) <aab@sfgov.org>; mduzenski@sigov.org; cchristensen@co.slo.ca.us; rbarradas@smcgov.org; sbcob@co.santa-barbara.ca.us; megan.doyle@cob.sccgov.org; Susan.Galloway@santacruzcounty.us; jduval@co.shasta.ca.us; clerk-recorder@sierracounty.ws; colleen@sisqvotes.org; mehirila@solanocounty.com
Subject: SB10 - AB42 Costs to Counties

Good afternoon County Clerks of the Board of Supervisors,

Please distribute or forward the above information to each of your Supervisors. If you should have any questions or concerns, please do not hesitate to call or e-mail me. Thank you and have a pleasant day!

Rizelle Pecson

EA to CEO | President

Bad Boys Bail Bonds

Office: (408) 271-1111 | Cell: (408) 461-1404 | Fax: (408) 271-2222

E-mail: rpecson@badboysbailbonds.com

Website: www.badboysbailbonds.com : Read the BLOGS. Because your mama wants you home!™ 1.800.BAIL.OUT™

The information in this e-mail message may be privileged, confidential, and protected from disclosure. If you are not the intended recipient, any use, dissemination, distribution or copying is strictly prohibited. If you have received this communication in error, please immediately notify the sender and permanently delete all copies, electronic or other, you may have. This applies even if this notice is embedded in a message that is forwarded or attached.



May 23, 2017

Dear County Supervisor:

As you may know, there are two bills in the California Legislature, SB10 (Hertzberg) and AB42 (Bonta) known as the "Bail Reform bills." In reality these bills are aimed at eliminating the bail bond industry. Both authors have publicly stated that it is not right that people should have to pay to be released from jail.

As a trade organization that represents bail agents throughout the State of California, we know that we provide a Constitutional right that is guaranteed in the U.S. and California Constitutions. Taking away this right would subject people who are arrested to a government run and taxpayer funded program.

Currently the bail industry has over 300,000 people out on bail at any given time at no cost to the taxpayers. Currently the bail industry through premium tax, court costs and payments of bail bonds funds the State at a sum of over \$200 million dollars annually.

These legislative bills are unfunded at this point and are conservatively projected to cost over \$1.5 billion annually. **We have attached several documents that outline costs, objections and other unintended consequences** that many in the criminal justice system are very concerned about occurring in our communities throughout California.

Both bills are currently in the Appropriations Committee and are in suspense status. Regardless of the outcome, this is a national conversation underway and the public safety community including judges, district attorneys, crime victims, taxpayers, the bail industry and law enforcement unions and management alike need local governments to be an integral part of the discussion. We have several collective suggestions that can modernize our system and provide safe communities so we ask you to indicate your willingness to participate with us.

Should you have any questions, please feel free to reach out to me. **Additionally, please refer to our Keep California Safe website at www.keepcaliforniasafe.com.**

Sincerely,

Topo Padilla
President, Golden State Bail Agent's Association

How Will the Elimination of Bail Affect Counties?

The authors of SB 10 and AB 42 claim the primary reason there is a need for bail reform is because poor people are in jail "just because they are poor".

Collectively, California county jails house about 75,000 inmates. 63% of the inmates have at least one open case. The authors of these bills **would like you to believe that the sole** reason all 47,250 unsentenced persons remain **in custody** is that **they can't afford bail. They ignore** all the **other reasons** pretrial detainees remain in custody (holds from other jurisdictions, parole or probation violations, serious violent crimes committed, high-risk to public safety). A 2012 **ACLU**-funded study of the LA County jail system **found that 13% might be eligible** for pretrial release. **The authors also ignore** the fact that the judicial system already has the ability to deal with defendants who can't afford to bail. **Judges can address these concerns "by adjusting bail amounts and releasing defendants on their own recognizance or on pretrial release under the appropriate circumstances"** (quote from the Alliance of CA Judges letter date May 9, 2017).

If passed AB 42 and SB 10 will:

- **Cost counties** collectively **\$3.8 billion per year** (Washington D.C. system costs \$65 million with a population of only 670,000 people).
- **Counties will be forced to apply to the Commission on State Mandates for Cost Reimbursement.** This process alone will take years to sort out and will put immense pressure on every county to first implement and outlay resources with a speculative chance at savings, only then to determine the net costs.
- **Require every county** to develop and staff a **pretrial services department.** The defendant **cannot be charged** any costs for services or ordered to reimburse the county, *regardless* of a defendant's ability to pay.
- **Will crowd out funding for other county programs and agencies like the district attorney's office, the public defender's office, the sheriff's office and mental health services.**
- **More than triple the time** that each person spends in jail pretrial because it completely **eliminates** a person's **right to post bail.** Instead, every arrestee will languish in jail until that person's case is reviewed by a judge.
- **Significantly increase** the number of **fugitives** within the state **and warrants** for their arrest. (Presently there are approx. 1.7 million warrants in the system, at a cost of \$1775 per FTA (Texas Study 2015) calculates to over \$3 billion.)
- **Persons accused** of committing a violent crime, including some misdemeanors, **will not be reviewed** for release.
- Cause the **incarceration of more pretrial defendants** because it eliminates the bail schedule.
- **Cause the court to release high-risk defendants** without bail —bail provides defendants a financial incentive to appear in court, along with friends and family that cosign on the bail bond.
- **Take away** the rights of the **300,000+ defendants who choose to bail out in CA each year (at no cost to the taxpayers).**

COST DRIVERS, CALIFORNIA AB 42 AND SB 10

Jeffrey J. Clayton, M.S., J.D., American Bail Coalition

April 25, 2017

I. Summary

These bills implement a version of the New Jersey bail system and the Washington, D.C. bail system, without expanding preventative detention, which is expanding detention with no bail. These bills largely eliminate monetary bails including private bail agents and friends and family posting such bails and replace it with supervision including electronic monitoring and other services at the expense of the California general fund.

The New Jersey Attorney General issued a study of implementing bail reform and indicated there was no idea to estimate how much it costs until after it is implemented.¹ In one jurisdiction in New Jersey, the jail population was reduced significantly, due largely to citing and releasing rather than jailing low level misdemeanor offenses, and yet the local officials still could not say how much bail reform costs and whether there would be any savings net of costs to the county, not including in any way the costs to the State in the calculation.²

In addition, these bills require much more from local jurisdictions in terms of the services and robustness of the program that will make California's per capita costs much larger than either of these two states. The best conservative guess right now on the total annual costs of New Jersey's system is \$300 million annually (the Towson University Study conducted by Dr. Irani originally estimated \$379 million annually, which was later adjusted up to over \$500 million), which would be \$1.27 billion in California based on costs per capita. Washington, D.C.'s system would cost \$3.8 billion in California based on costs per capita.³ If arrests are used as a metric, D.C. has roughly 10,000 arrests annually and California has roughly 1.2 million arrests annually, then the annual cost would be as high as \$7.8 billion annually.

Finally, the Commission on State Mandates, in addition to every county in California, will be left to sort out all of the costs and make a budget request reflecting the same.⁴ This process alone will take years to sort out and will put immense pressure on every county to first implement and outlay resources with a speculative chance at savings, only then to determine the

¹ http://www.nj.com/politics/index.ssf/2016/12/ag_we_have_no_idea_how_much_massive_nj_bail_overha.html
The original cost estimate is here: http://www.nileg.state.nj.us/2014/Bills/S1000/946_E2.PDF An additional cost estimate from Towson University is here: <https://www.dropbox.com/s/155h5nrmdm7lpzb6/Towson%20RESI%20NJCR%20Economic%20Impact%20County%20and%20State.pdf?dl=0>

² http://www.nj.com/hudson/index.ssf/2017/03/post_884.html

³ The D.C. pretrial program budget is \$65.287 million in FY 2017:

<http://www.csosa.gov/about/financial/budget/2017/FY17-PSA-Budget-Submission.pdf>

⁴ <http://csm.ca.gov/docs/brochure.pdf>

net costs. Then Counties are required to file a test case against the State before the Commission, who then must make a determination as to the costs for each county within the State of California. The State will be required to pay for whatever portion of the total is the State's share immediately, but will not have to pay local governments back until they ask for and prove the costs of implementing the legislation. This process guarantees the Counties the ability to seek reimbursement *after the program is implemented* in each County by local officials. This is exactly what occurred in New Jersey—either services had to be cut by the Counties or property taxes raised.⁵ Because of restrictions on property tax increases, many Counties had to cut services to pay for bail reform.

While it is probably not possible to determine the precise costs of this program, there is no reason to suspect it will cost any less on a per capita basis as the D.C. program's cost to California of \$3.8 billion. There is also room to be suspicious of the savings since several studies have shown that the persons who would become bailable would be quite small due to other holds and serious charges on the remaining offenders. One study found only 12% of persons would theoretically be bailable in one of California's largest jails,⁶ and another found that 85% of persons in local jails either are being held on a felony charge or felony conviction.⁷ Total jail savings will need to hit a to-be-determined point to break even. In fact, California's average daily county jail population is roughly 75,000 inmates.⁸ Even under the flawed methodology of daily average cost of a jail bed, if the program reduced the average daily population by 5% at an assumed cost of \$150 per day, the annual savings would reach \$205 million. Yet, there are also fixed costs and other issues that caution against simply taking the average daily jail cost and multiplying it by the theoretical number of jail day stays by a certain class of defendants. It is clear that jail populations would probably need to be reduced by as much as 50% to achieve \$2 billion in savings even under this faulty methodology.

It is also worth noting that the jail cost savings estimated by the Governor for the implementation of Proposition 47 were much lower than forecast, coming in at only \$29 million annually (although the Legislative Analyst's Office found that the savings could be as high as

⁵ The New Jersey Association of Counties filed a suit against the State alleging an unfunded mandate and demanding compensation. The Council on Local Mandates found that the Constitution commanded the county governments to pay, and thus the counties must pay. In AB 42 and SB 10 there is an affirmative command that the State will eventually pick up any costs as part of the Commission on State Mandates process. <http://www.app.com/story/news/local/courts/2016/12/06/monmouth-ocean-counties-nj-bail-reform-law/94820698/>

⁶ See page 25-26: <https://www.aclu.org/report/evaluation-current-and-future-los-angeles-county-jail-population> This report has been criticized as being prior to Proposition 47, but 47 ratcheted down many felonies which should have had the effect of increasing the risk and average criminal history profile of the defendants held in California's jails.

⁷ http://www.ppic.org/main/publication_show.asp?i=1061

⁸ <http://www.bscc.ca.gov/downloads/4Q15%20JPS%20Full%20Report%206.24.16.pdf>

\$129 million annually).⁹ Of course, savings at these levels mean that the Proposition saved as little as 4% and as much as 32% of what was originally forecast in terms of jail cost savings.¹⁰

Thus, net of the savings, these bills will likely cost California somewhere between \$1.27 and \$3.8 billion annually.

II. Specific Cost Drivers

1. Loss of Premium Tax Revenue—this legislation allows for unsecured and 10% bails that will virtually eliminate bail agents. In addition, the court is required to find that a defendant has a “present ability to pay” and that it will not create “substantial hardship” prior to imposing a monetary bail. Defendants who are unable to post a bond and even those for whom a bond is posted do not themselves have the present ability to pay, and thus the use of bail will almost completely go away. It also put many other hurdles to the imposition of financial conditions of bail. Bail surety insurers pay annual premium tax to the State of California that will be lost.
2. Loss of tax revenue from bail agents. All taxes paid by bail agents to state and local governments will be eliminated when they are eliminated.
3. Forfeiture revenues and other filing fees to local governments and the State—when bail bonds are forfeited, state and local governments are compensated for that. All forfeiture revenue will be lost from the current use of surety bonds. The state will not collect unsecured bails or 10% to the Court bails when they forfeit. The City of Philadelphia was owed over \$1 billion in uncollected 10% to the Court forfeited bails. If the State is otherwise required to collect, there will need to be an increase in resources to civilly collect this bail debt.
4. Elimination or dramatic reduction in funding to the California Department of Insurance for enforcing laws related to bail licensing.
5. Everyone who bails out or released today without having to see a judge will spend up to two days in jail prior to seeing a judge. For all who would have been out of jail anyway, this will mean an increase in jail time for a large class of offenders. This will severely offset any jail savings.
6. Section 7 repeals bail schedules in California. This means all bails in California will have to be set by a judge in open court and courts will not be permitted to pre-set bails to facilitate the speedy release of persons from jail. This will also mean a prosecutor must review the case including the risk assessment, and potentially present evidence in favor of a certain bail or set of conditions. Public Defenders will be needed to make bail arguments in all cases whatsoever. The Legislature is designating bail setting as a “subordinate” judicial duty, but the Courts will still have to hire any number of Court Commissioners to handle the

⁹ <http://www.lao.ca.gov/Reports/2016/3352/fiscal-impacts-prop47-021216.pdf>

¹⁰ http://www.cjci.org/uploads/cici/documents/proposition_47_county_estimates.pdf

hearings (in their discretion). There are roughly 500,000 felony arrests and roughly 760,000 misdemeanor arrests a year.¹¹ The vast majority of misdemeanor defendants are released in California without having to post bail. There are certainly in-court appearances required in some cases now, e.g., violent felonies, that will not be additional. Yet this should be likely to cause, on the numbers, a substantial number of court hearings required statewide at cost that could be partially informed by the workload model of the Judicial Council. Of course, as noted elsewhere the individualized bail hearings will be much more labor intensive than the hearing required today. It will be difficult to isolate which bails were posted as a result of a bail schedule and which were later posted after a court set a bail. The vast, vast majority of such bails that were posted were probably set by a schedule and will now require a hearing. Also, it is assumed that defendants will need to be represented by council to advocate for their bail since they do not get a bail until these hearings occur.

7. Section 8 requires risk assessments to be used in a large percentage of cases (unknown) prior to a hearing to set bail. Local governments will have to hire staff to operate the risk assessment. Even the Arnold Foundation tool is staff intensive, requiring a person to plug the information into the tool, verify the information, and then prepare the report and deliver the report and recommendation to the Court.
8. Section 14 requires a judge who is not following the recommendation of the risk assessment to put the reasons for such deviation in the order. Section 15 then requires findings of fact and a statement of reasons as to why the court deviated. This means evidence will have to be presented in all cases whatsoever when the judge disagrees with the county pretrial agency or if there are particular disputes of facts. If a prosecutor or defense attorney wants a deviation from the report, they will have to put on evidence in all such cases in order to stop a release on a release agreement. There will be costs to prepare for these hearings and to conduct them properly.
9. Section 15 makes all nonmonetary release conditions free for all defendants. This means the entire costs of creating the pretrial agencies in each county, the costs of supervision, the costs of risk assessments, the costs of check-ins, the costs of “transportation assistance,” court reminder services, GPS units, drug screening, ankle-monitors, house arrest, substance abuse treatment, etc. will all be borne by county governments. Judges, being unconstrained from having to consider the costs to be borne by a county government or defendant, will be highly likely to order the supervision in addition to a litany of other services, to all defendants released. This is the intent and design of the program—to replace monetary conditions of bail with non-monetary conditions. Some assumption will have to

¹¹ <https://oag.ca.gov/crime/cjisc/stats/arrests>

be made based on the current costs, and then extrapolated based on the number of defendants. Some baskets of pretrial nonmonetary assessments on single defendants can be as high as \$500 per month while on pretrial supervision and other conditions. In addition, a judge will order transportation assistance and each pretrial agency will have to install a robo-call court reminder system or make the reminder calls in person. Further, these services will be used not just on those who will get released under the new system, **these services will be imposed because on all of those who would have been released on bail but are now instead released on a promise to appear because the additional services and conditions are free.** Private companies will then seek contracts with local jurisdictions to do the GPS monitoring and other services, and staff will likely coordinate the cases as in parole or probation.

10. Section 27 requires each county to create a pretrial services agency, and specifies the required duties. When a court imposes a non-monetary condition, the county agency is required to implement that. This section also says the county pretrial agencies are responsible for referrals to medical and legal services and that they are also to coordinate services amongst non-profit agencies. This also includes the requirement of annual reporting.
11. Section 27 in requiring each county to create a pretrial services agency begs the question of whether such counties will now be able to seek reimbursement for the costs of their *existing* pretrial program since, while it was optional to create one prior to the law, it is no longer optional under state law to have one in operation that meets the standards of the law. Thus, these costs should be added to the total costs of the law, not subtracted, otherwise counties who currently have a pretrial program will be penalized and those that do not will get one for free. This will obviously be a point of law regarding this as an unfunded mandate: whether a county should be locked-in to a current level service at a particular time.
12. Section 28 creates the _____, which is the State Agency that supervises and regulates the work of the county pretrial agencies. The costs of such agency should be quite large given the robust tasks the agency is being required to perform. The agency will have to prepare the budget, develop a statewide risk assessment process, study new risk assessment processes, review and analyze data and provide reports, provide technical and legal assistance, develop standards, and serve as an investigator as to any allegations of racial disparities in pretrial release, and be the statewide training agency on pretrial release issues for all stakeholders in the criminal justice system in order to implement the program. This will be akin to creating a state probation or parole department. Bail agents have roughly 300,000 people out on bail at any time, most of whom had to post a bail because they were high risk and charged with felonies. All of these will have to be handled by the programs in addition to any additional released from jails

(the population from where savings may accrue). In fact, the total probation caseload statewide was 263,531 in 2015, at a budget of \$1.5 billion.¹² This may be a good analogy in terms of population who will be monitored and the numbers since 83.9 percent of the 263,531 persons on probation are on probation for a felony.

13. Technology and other infrastructure needs. In New Jersey there was needed major improvements in court technology to be able to process this many people quickly. It is still not clear that they achieved said goal. Nonetheless, that required a major investment. What we have also discovered is that there are significant gaps in the quality of criminal history information used to inform the risk assessments tools that will require significant investment to guarantee their accuracy and will continue to require significant staff time to make sure the criminal history information is accurate. One report indicated that only 60% of criminal convictions were captured in 21 states in the National Crime Information Center.

¹² http://www.ppic.org/main/publication_show.asp?i=1173



Alliance of California Judges

Directors

Hon. Steve White
President

Hon. David R. Lampe
Executive Director

Hon. Andrew Banks

Hon. Julie Conger (Ret.)

Hon. Gregory Dohi

Hon. Mark R. Forcum

Hon. Maryanne Gilliard

Hon. Daniel B. Goldstein

Hon. W. Kent Hamlin

Hon. Thomas E. Hollenhorst

Hon. Elizabeth A. Lippitt

Hon. Susan Lopez-Giss

Hon. Kevin McCormick

Hon. John S. Somers

Hon. W. Michael Hayes

Hon. John Adams
Education Coordinator

May 9, 2017

The Honorable Rob Bonta
Member of the State Assembly
State Capitol, Room 2148
Sacramento, CA 95814

Re: Assembly Bill 42

Dear Assemblymember Bonta:

As President of the Alliance of California Judges, a group of more than 500 judges and retired judges from across the state, I write to express our strong opposition to Assembly Bill 42 and Senate Bill 10, bills that would radically alter the current bail system.

Our member judges make thousands of rulings on bail issues every day. We recognize that not everyone has the ability to post bail pending trial. We address that concern by adjusting bail amounts and releasing defendants on their own recognizance or on pretrial release under appropriate circumstances. We know that our current bail system needs further reform. But the proposals contained in these bills are simply too drastic, and the effects on public safety and court congestion could be catastrophic.

We note at the outset that these bills run counter to the letter and the spirit of the California Constitution as amended by Proposition 8, the Victim's Bill of Rights, which passed with 83 percent of the popular vote in 1982. Prop 8, which the Legislature voted, with only one dissenting vote, to put on the ballot, added the following language to Article I, § 12:

"In fixing the amount of bail, the court shall take into **consideration the seriousness of the offense charged, the previous criminal record of the defendant**, and the probability of his or her appearing at the trial or hearing of the case."
[Emphasis added.]

If that constitutional mandate weren't clear enough, the voters passed Proposition 9, "Marsy's Law," in 2008. Prop 9 added the following language regarding bail to Article I, § 28 of the Constitution:

"In setting, reducing or denying bail, the judge or magistrate shall take into consideration the protection of the public, the safety of the victim, the seriousness of the offense charged, the previous

criminal record of the defendant, and the probability of his or her appearing at the trial or hearing of the case. **Public safety and the safety of the victim shall be the primary considerations.**

“A person may be released on his or her own recognizance in the court's discretion, subject to the same factors considered in setting bail.” [Emphasis added.]

The proposed bills strip judges of the authority to set bail in the majority of cases, and they substitute a different set of priorities for judges to follow in those cases for which they could still set bail. This new vision for bail cannot be reconciled with the Victim's Bill of Rights and Marsy's Law in our state constitution.

We highlight just a few of the other serious concerns we have with these two bills:

- **The bills would heighten the risk to public safety.** Those arrested for selling drugs, committing identity theft, vandalizing homes and businesses, stealing huge sums of money, or burglarizing dozens of businesses would all presumptively be granted pretrial release—without having to appear before a judge, post bail or submit to any conditions upon release. These bills also inexplicably exclude residential burglary from the list of crimes for which arrestees are not to be considered for release without judicial authorization.
- **These proposals would create more congestion in our busiest courts.** Under the proposed legislation, judges in most cases could set bail or impose pretrial release conditions such as electronic monitoring only after a hearing. We can expect that prosecutors will be requesting lots of these hearings. Our arraignment courts—already the busiest courts in the entire judicial system—would become completely clogged with bail hearings.
- **The bills completely upend the way in which we handle arrest warrants, to the detriment of the court system and the arrestees themselves.** By eliminating the judge's ability to set a bail amount when issuing a warrant, the proposed legislation virtually ensures that wanted suspects will not be brought to justice in a timely manner, if at all. Moreover, those arrested on warrants could not be released until a judge makes an individualized ruling that considers the arrestee's ability to pay. Arrestees who might otherwise simply pay their bail and be released from custody will instead languish until their cases can be heard.

- **The bills place an undue—and wholly unrealistic—burden on the prosecution.** The bills would require in some cases that the prosecuting agency be prepared for a contested hearing with live witness testimony in less than 24 hours, at risk of a dangerous felon being set free. The bills also create a presumption of release pending trial that law enforcement will seldom be able to rebut within the timelines contemplated by the bill, even when the court is faced with a violent criminal facing serious felony charges.
- **The bills inject the concept of the presumption of innocence into a context in which it simply doesn't belong.** The proposed legislation would require judges to consider the presumption of innocence in making pretrial release decisions. This provision makes no sense. While the presumption of innocence is at the heart of our criminal justice system, it's a concept that applies at trial, not in the context of rulings on bail. Both the United States and California Supreme Courts have long maintained that the presumption of innocence "has no application to a determination of the rights of a pretrial detainee during confinement before his trial has even begun." (Bell v. Wolfish (1979) 441 U.S. 520, 533; see also In re York (1995) 9 Cal.4th 1133, 1148.)


AB 42 and SB 10 are well-intended attempts to address the fact that the bail system affects persons of differing income levels differently. But nearly every county now has a pretrial services division in place to screen defendants and recommend their release on appropriate conditions, without bail, when doing so does not pose a serious danger to the public or a significant risk of non-appearance. A bill mandating a pretrial release program in every county, and perhaps providing some limited funding for that purpose, would be a sensible response to the problem. These twin bills go way too far, and their effect would be a near shutdown of the court system and a serious risk to public safety. We urge that these proposals be reconsidered and substantially amended.

Sincerely,



Hon. Steve White
President

cc: ACJ Board of Directors




Portfolio Media, Inc. | 111 West 19th Street, 5th floor | New York, NY 10011 | www.law360.com
Phone: +1 646 783 7100 | Fax: +1 646 783 7161 | customerservice@law360.com

Bail Reform Will Imperil California's Justice System

By **Quentin Kopp**

Law360, New York (May 10, 2017, 11:53 AM EDT) -- With some exceptions, a criminal defendant in the state of California has a right to be released on bail by sufficient sureties. (Cal. Const., art. I, §§12, 28, subd. (e).) Every year more than 300,000 defendants choose to be released on bail in California. However, two bills seek to take this constitutional right away from defendants and replace it with an expensive and onerous pretrial release system.



Quentin Kopp

Assembly Bill 42 and its companion legislation, Senate Bill 10, will abolish the current bail system and instead provide that: "Upon arrest and booking into a county jail, the pretrial services agency shall conduct a pretrial assessment on the person and prepare a report that contains recommendations for whether the person should be released without conditions or with the least restrictive condition or conditions."

The bills also repeal Penal Code §815a, thereby eliminating the ability of a judge to set bail when issuing an arrest warrant. Failing to appear for court or violation of other terms of a defendant's pretrial release will be a matter of mere civil contempt.

The bills further require a judge to release a defendant on a signed promise to appear, even if the pretrial services agency has failed to furnish a pretrial report to the judge indicating the likelihood the defendant will appear for future court proceedings or whether the defendant is a danger to public safety.

Shifting more than 300,000 defendants from privately funded bail to taxpayer-funded pretrial release programs will undoubtedly strain California's already underfunded court system.

Penal Code §825 requires that defendants in custody be arraigned in court within 48 hours of arrest. Since these bills repeal the bail schedule, the courts, and district attorney and public defender offices, will have to deal with 300,000 additional arraignments within 48 hours of arrest.

Furthermore, these bills require that if the arrest occurs on a Wednesday and Wednesday is a court holiday, the defendant shall be arraigned no later than Friday, and if Friday is a court holiday, the defendant must be arraigned no later than Thursday.

This will require the district attorney to review the police reports and make charging decisions within 24 hours of the defendant's arrest. Many more prosecutors and their support staff will need to be hired to perform this requirement.

The bills' authors ignore the fact that judges hold hearings after arraignment of a defendant which includes sworn testimony, oral arguments by prosecution and defense attorney and judicial fact-finding on whether a defendant should be released without bail (i.e., on his or her own recognizance).

No new bureaucracy must be created (as the authors would do) for judges to be such fact-finders. These bills demonstrate lack of fundamental knowledge of our criminal justice courts and existing practices.

California Jail Population

The majority of people in jail, pending trial, are in jail because of non-financial reasons. They are either serving a sentence on another case, subject to a probation or parole violation or facing an immigration or arrest warrant retention.

In a 2012 study of the Los Angeles County jail system by the American Civil Liberties Union, the ACLU found that 87 percent of individuals who were in jail pending trial and unable to be released on bail were due to "non-financial holds."

County and Judicial Costs

In 2015, there were 1.1 million adults arrested in California. AB42 and SB10 contains an unfunded mandate requiring every county to establish a pretrial services agency that will have enough new employees and other resources to evaluate and prepare a pretrial risk assessment report for every defendant arrested, with certain exceptions.

Because this is an unfunded mandate, the pretrial services agency will suppress funding for other county programs and agencies like the district attorney's office, the public defender's office, the sheriff's office and mental health services.

Recently, New Jersey adopted a similar bail program, and its three-month old program is already estimated to cost over \$450 million. AB42 and SB10 are based on the District of Columbia pretrial release system, which costs \$65.2 million a year. It is important to note that New Jersey has a quarter of California's population (39 million) and the population of D.C. is only 670,000 people. If the D.C. system were used to serve California's population it would cost \$3.78 billion per year.

In addition to the cost associated with running a seven-day-a-week "pretrial system," there is also the cost of monitoring hundreds of thousands of defendants who will be released onto the streets, the cost to the courts when a defendant fails to appear, and the cost of finding and arresting those who fail to appear.

A University of Texas study found the cost to the courts of each failure to appear in Dallas County was \$1,775.00. (Morris, Robert G., "Pretrial Release Mechanisms in Dallas County, Texas: Differences in Failure to Appear, Recidivism/Pretrial Misconduct, and Associated Costs of FTA," The University of Texas at Dallas (2013), p. 2-3).

The California legislation's sponsors claim that "[t]he savings from holding fewer people in jail would more than cover the cost" of their proposed "pretrial service agency"; however, the savings are based on an erroneous assumption that 63 percent of defendants are in jail because they cannot afford bail.

In reality, most of these pretrial defendants are not eligible for bail or these bills' pretrial release programs because they have "holds" from other agencies or are serving a sentence for a previous conviction. The true number of pretrial defendants eligible for pretrial release is closer to 13 percent, according to the 2012 American Civil Liberties Union study

of the Los Angeles County Jail system.

Many such defendants are released through the current bail system. Therefore, the authors' claimed savings will not materialize, but the state and counties will be stuck with the high new costs of implementing their legislation.

California's courts have already faced severe financial decreases over the past decade. The failure of adequate funding to cover costs has had a direct adverse effect on the public — longer wait times, reduced court hours and the closing of branch courthouses.

Governor Brown's proposed 2017-18 state budget allocates \$2.79 billion to support trial court operations, yet our courts need an additional \$158.5 million just to preserve existing service levels. By most conservative estimates, these bills will cost the state and counties an additional \$2 billion to \$4 billion each year.

AB42 and SB10 are Unconstitutional

These bills violate the defendant's right to bail by sufficient sureties, which, as noted above, is guaranteed by the California Constitution. Bail by sufficient sureties means a defendant must have the option to secure release through a bail bond posted by a commercial surety.

Several other high courts have considered identical phrasing in their state constitutions and have reached the same conclusion. *State v. Barton* 181 Wn.2d 148 (2014); *State ex rel. Sylvester v. Neal*, 140 Ohio St.3d 47, 2014-Ohio-2926; *State v. Parker*, 546 So.2d 186, 186 (La.1989); *State v. Golden*, 546 So.2d 501, 503 (La. Ct. App 1989); *State v. Brooks*, 604 N.W.2d 345, 352-53 (Minn.2000); *State ex rel. Jones v. Hendon*, 66 Ohio St.3d 115, 609 N.E.2d 541, 544 (1993)).

This legislation will force 300,000 defendants who can afford bail to sit in jail or to agree to onerous pretrial release conditions in order to be released.

Former United States Solicitor General Paul D. Clement commented last year on proposed changes to bail procedures in Maryland as follows:

[E]liminating bail as a meaningful option, as this bill does, and substituting an invasive pretrial program which includes conditions like mandatory drug testing, GPS monitoring and onerous reporting requirements, would raise serious constitutional concerns, which are exacerbated if violations of pretrial conditions would create additional criminal exposure for the accused.

The Ninth Circuit has held that, in some circumstances, such pretrial release conditions are unconstitutional. In *United States v. Scott*, 450 F.3d 863, 874 (9th Cir. 2005), the defendant agreed to submit to home searches and drug testing in order to obtain pretrial release. But when law enforcement conducted a home search and drug test of the defendant, the Ninth Circuit suppressed the results because these searches could not pass Fourth Amendment muster 'under any of the three [relevant] approaches: consent, special needs or totality of the circumstances.' *Id.*

As an individual merely accused of a crime and presumed innocent, the defendant maintained Fourth Amendment rights that the government could not violate. Even the defendant's consent to the conditions of pretrial release could not render those conditions constitutionally legitimate because the government cannot impose 'unconstitutional conditions' in exchange for government benefits. *Id.* at 866 (citing *Dolan v. City of Tigard*, 512 U.S. 374 (1994))."

(Comments on Proposed Changes to Maryland Bail Procedures (Dec. 21, 2016).)

Pretrial Services Have a Poor Performance Record

According to "Not in it for Justice" by Human Rights Watch, Alameda County's pretrial services unit does a very poor job of locating and rearresting defendants released on their own recognizance, meaning without bail.

Human Rights Watch analyzed Alameda County Jail data for 2014 and 2015. During that time, 12,166 defendants were released on bail from jail after being in for a median of one day, while the 3,848 defendants released on OR spent a median of four days in jail and Alameda County's pretrial services unit only had to process one-third the number of defendants as those released on bail.

This is the system AB42 and SB10 would institute in all of California's 58 counties, where taxpayer-funded pretrial services will process one-third the number of defendants who spend four times longer in custody than under the current privately-funded bail system. It is irrational and dangerous.

Quentin L. Kopp is a retired San Mateo Superior Court Judge who served 12 years in the California State Senate and 15 years on the San Francisco County Board of Supervisors. He tried criminal and civil cases from 1956 until 1998. He lives and practices law in San Francisco.

The opinions expressed are those of the author(s) and do not necessarily reflect the views of the firm, its clients, or Portfolio Media Inc., or any of its or their respective affiliates. This article is for general information purposes and is not intended to be and should not be taken as legal advice.

All Content © 2003-2017, Portfolio Media, Inc.



OFFICERS

President

Stephen M. Wagstaffe
San Mateo County

First Vice President

Todd D. Riebe
Amador County

Second Vice President

Birgit Fladager
Stanislaus County

Secretary-Treasurer

Nancy O'Malley
Alameda County

Sergeant-At-Arms

Vern Pierson
El Dorado County

Immediate Past President

Patrick J. McGrath
Yuba County

DIRECTORS

Mark Amador
San Diego County

J. Kirk Andrus
Siskiyou County

Ryan Couzens
Yolo County

Cindy De Silva
San Joaquin County

C. David Eyster
Mendocino County

Candice Hooper
San Benito County

Janice L. Maurizi
Ventura County

Deborah Owen
Imperial County

Jeannine Pacioni
Monterey County

Anne Marie Schubert
Sacramento County

Ryan Wagner
Contra Costa County

CEO
Mark Zahner

April 11, 2017

The Honorable Rob Bonta
California State Assembly
State Capitol
Sacramento, CA 95814

RE: AB 42 – Oppose

Dear Assemblyman Bonta:

On behalf of the California District Attorneys Association (CDAA), I regret to inform you that we are opposed to your measure, AB 42. This bill would dismantle California's longstanding bail system, replacing it with a costly and cumbersome alternative that we believe will have a negative impact on public safety. While we agree that California's bail system should be reviewed and opportunities for thoughtful improvement identified, this bill simply goes too far, too fast.

As you know, Chief Justice Tani Cantil-Sakauye has put together a Pretrial Detention Reform Work Group to study current pretrial detention practices and provide recommendations for potential reforms. This work group is expected to report back to the Chief Justice with recommendations by December 2017. In light of that timeline, we believe that any legislative efforts to repeal and replace the current bail system are premature.

California's current pretrial release procedures help to ensure that dangerous defendants are not released to commit new crimes and harm victims and witnesses before trial. Under these procedures, the court already has wide discretion to release a defendant on his or her own recognizance, or to reduce bail for defendants that do not pose such risks. Whatever the deficiencies in the current system, it hardly seems prudent to take it apart and start from scratch.

AB 42 focuses on the costs of incarceration and hardships to the defendant caused by pretrial detention, but wholesale pretrial release has many other costs. When a defendant fails to appear, there is no bail agent with motivation to go find the defendant. The police have no additional resources to find and arrest defendants who fail to appear – and even those who are apprehended after failing to appear are only be subject to a maximum five-day flash incarceration, following a civil contempt hearing.

There are also tremendous logistical problems with the proposed pretrial release scheme. Under the bill, when Friday is a court holiday, a Wednesday arrestee must be charged by Thursday. So, when someone is arrested on Wednesday at



11:00 p.m., the police must complete reports, present them to the district attorney on Thursday, and expect the district attorney to make a careful charging decision in time for an afternoon court arraignment. This compressed timeline will undoubtedly result in the release of dangerous individuals.

Even when given a full two days before arraignment, AB 42 makes it extremely onerous to achieve pretrial detention for dangerous defendants. The district attorney must file a written motion at arraignment, containing myriad required allegations, and be expected to prove those allegations in a contested hearing – all of this within 48 hours of the arrest. The existing bail schedule system allows judges to exercise discretion to raise or lower bail for violent felons, in a sensible period of time.

Changing the pretrial release system to address actual injustices is a laudable goal. However, these changes should be careful and measured, particularly for offenses greater than misdemeanors and low-level felonies.

I greatly appreciate your consideration of our concerns. If you would like to discuss these issues further, please do not hesitate to contact me.

Very truly yours,

A handwritten signature in black ink, appearing to read "Sean Hoffman".

Sean Hoffman
Director of Legislation



OFFICERS

President

Stephen M. Wagstaffe
San Mateo County

First Vice President

Todd D. Riebe
Amador County

Second Vice President

Birgit Fladager
Stanislaus County

Secretary-Treasurer

Nancy O'Malley
Alameda County

Sergeant-At-Arms

Vern Pierson
El Dorado County

Immediate Past President

Patrick J. McGrath
Yuba County

DIRECTORS

Mark Amador
San Diego County

J. Kirk Andrus
Siskiyou County

Ryan Couzens
Yolo County

Cindy De Silva
San Joaquin County

C. David Eyster
Mendocino County

Candice Hooper
San Benito County

Janice L. Maurizi
Ventura County

Deborah Owen
Imperial County

Jeannine Pacioni
Monterey County

Anne Marie Schubert
Sacramento County

Ryan Wagner
Contra Costa County

CEO
Mark Zahner

April 12, 2017

The Honorable Robert Hertzberg
California State Senate
State Capitol
Sacramento, CA 95814

RE: SB 10 – Oppose

Dear Senator Hertzberg:

On behalf of the California District Attorneys Association (CDAA), I regret to inform you that we are opposed to your measure, SB 10. This bill would dismantle California's longstanding bail system, replacing it with a costly and cumbersome alternative that we believe will have a negative impact on public safety. While we agree that California's bail system should be reviewed and opportunities for thoughtful improvement identified, this bill simply goes too far, too fast.

As you know, Chief Justice Tani Cantil-Sakauye has put together a Pretrial Detention Reform Work Group to study current pretrial detention practices and provide recommendations for potential reforms. This work group is expected to report back to the Chief Justice with recommendations by December 2017. In light of that timeline, we believe that any legislative efforts to repeal and replace the current bail system are premature.

California's current pretrial release procedures help to ensure that dangerous defendants are not released to commit new crimes and harm victims and witnesses before trial. Under these procedures, the court already has wide discretion to release a defendant on his or her own recognizance, or to reduce bail for defendants that do not pose such risks. Whatever the deficiencies in the current system, it hardly seems prudent to take it apart and start from scratch.

SB 10 focuses on the costs of incarceration and hardships to the defendant caused by pretrial detention, but wholesale pretrial release has many other costs. When a defendant fails to appear, there is no bail agent with motivation to go find the defendant. The police have no additional resources to find and arrest defendants who fail to appear – and even those who are apprehended after failing to appear are only be subject to a maximum five-day flash incarceration, following a civil contempt hearing.

There are also tremendous logistical problems with the proposed pretrial release scheme. Under the bill, when Friday is a court holiday, a Wednesday arrestee must be charged by Thursday. So, when someone is arrested on Wednesday at



11:00 p.m., the police must complete reports, present them to the district attorney on Thursday, and expect the district attorney to make a careful charging decision in time for an afternoon court arraignment. This compressed timeline will undoubtedly result in the release of dangerous individuals.

Even when given a full two days before arraignment, SB 10 makes it extremely onerous to achieve pretrial detention for dangerous defendants. The district attorney must file a written motion at arraignment, containing myriad required allegations, and be expected to prove those allegations in a contested hearing – all of this within 48 hours of the arrest. The existing bail schedule system allows judges to exercise discretion to raise or lower bail for violent felons, in a sensible period of time.

Changing the pretrial release system to address actual injustices is a laudable goal. However, these changes should be careful and measured, particularly for offenses greater than misdemeanors and low-level felonies.

I greatly appreciate your consideration of our concerns. If you would like to discuss these issues further, please do not hesitate to contact me.

Very truly yours,

A handwritten signature in black ink, appearing to read "Sean Hoffman".

Sean Hoffman
Director of Legislation



March 28, 2017

Assemblymember Rob Bonta
California State Assembly
State Capitol Building
Sacramento, CA 95814

Position: **Opposed**

Location: Assembly Public Safety Committee

RE: AB 42 (Bonta) Bail: pretrial release (As Amended March 27, 2017)

Dear Assemblymember Bonta:

The Golden State Bail Agents Association (GSBAA) is a trade association representing the California bail industry. The purpose of the association is to promote the understanding of the bail industry's important role in California's criminal justice system and to protect the rights of its members. The Association is headquartered in Sacramento, California, but has members throughout California.

- **This bill will cost taxpayers more than \$3.8 billion per year.** The current bail system operates at no cost to taxpayers. On the other hand, the costs of the pretrial system proposed in this bill this will be enormous. According to the California Attorney General's Office, there were 1,086,889 adults arrested in California in 2015.¹ This bill mandates that each county create a pretrial services agency that will have enough staff and other resources to evaluate and prepare a timely pretrial risk assessment report for every defendant arrested, with certain exceptions. The cost of evaluating and preparing a timely pretrial risk assessment report for each of these defendants will be unaffordable.

This bill is based on the pretrial detention system in use in Washington, D.C. The annual budget for the D.C. system is \$65 million for a district with a population of only 600,000. Extrapolated on a per population basis, such a system would cost more than \$3.8 billion per year to implement in California.²

- **This bill will cause the incarceration of more pretrial defendants because it eliminates the bail schedule.** Most counties do not have pretrial services agencies in place and the bail schedule is the only mechanism for recently arrested defendants to get released from jail before their arraignment. Therefore, defendants that could have bailed out of custody under the bail schedule will sit in jail for 48 hours or longer awaiting arraignment.
- **This bill is unconstitutional.** This bill violates the defendant's right to bail by sufficient sureties which is guaranteed by the California Constitution.³ Bail by sufficient sureties means the defendant must have the option to secure release through monetary bail. Several other jurisdictions have considered identical phrasing

¹ Harris, Kamala D., "Crime in California 2015" p.16. Available at:

<https://oag.ca.gov/sites/all/files/agweb/pdfs/cjsc/publications/candd/cd15/cd15.pdf?>

² Pretrial Services Agency for the District of Columbia, Congressional Budget Justification and Performance Budget Request Fiscal Year 2017 (February 2016), p. 6, Available at:

<http://www.psa.gov/sites/default/files/FY2017%20PSA%20Congressional%20Budget%20Submission.pdf>

³ Cal.Const.Art. 1, §12

in their state constitutions and have reached the same conclusion.⁴ This bill will force defendants that could afford bail to sit in jail or to agree to onerous pretrial release conditions to get released.

Eliminating bail as a meaningful option, as this bill does, and substituting an invasive pretrial program which includes conditions like mandatory drug testing, GPS monitoring and onerous reporting requirements, would raise serious constitutional concerns, which are exacerbated if violations of pretrial conditions would create additional criminal exposure for the accused. The Ninth Circuit has held that, in some circumstances, such pretrial release conditions are unconstitutional. In *United States v. Scott*, 450 F.3d 863, 874 (9th Cir. 2005), the defendant agreed to submit to home searches and drug testing in order to obtain pretrial release. But when law enforcement conducted a home search and drug test of the defendant, the Ninth Circuit suppressed the results because these searches could not pass Fourth Amendment muster “under any of the three [relevant] approaches: consent, special needs[,] or totality of the circumstances.” *Id.* As an individual merely accused of a crime and presumed innocent, the defendant maintained Fourth Amendment rights that the government could not violate. Even the defendant’s consent to the conditions of pretrial release could not render those conditions constitutionally legitimate because the government cannot impose “unconstitutional conditions” in exchange for government benefits. *Id.* at 866 (citing *Dolan v. City of Tigard*, 512 U.S. 374 (1994)).

- **Criminal risk assessments have numerous problems including discriminating against black defendants.** This bill mistakenly assumes that criminal risk assessment reports are somehow better than bail, but these reports have been widely criticized for discriminating against black defendants.⁵ San Francisco recently adopted the Arnold Foundation’s criminal risk assessment. This risk assessment tool was harshly criticized as unfair and racially discriminatory by San Francisco Public Defender Jeff Adachi:

Even the data-driven part of the tool is suspect. The algorithm inexplicably considers a person with 10 felony convictions to be lower risk than a person with a single felony and a single misdemeanor.⁶

However, bail agencies reduce discrimination against women and minorities because more than half of the bail agencies in California are small businesses owned by women and minorities. These agencies facilitate the posting of bail and subsequent release from jail for many that could not otherwise afford to post bail. They do so at a small fraction of the full bail amount. And, “[m]arket conditions among [bail agencies] may actually reduce discrimination against poor and middle-class defendants.” While a judge’s setting of bail may create an invidious discriminatory affect upon a defendant, “competition among [bail agencies] serves to lessen the impact of that judicial discrimination.”⁷

Furthermore, in the parole context, the California Inspector General found:

The automated California Risk Assessment (CSRA) instrument inaccurately assesses a number of offenders; (2) the automated CSRA instrument uses incomplete conviction data; (3) the automated CSRA instrument inconsistently applies juvenile data when calculating

⁴ *State v. Barton* 181 Wn.2d 148 (2014); *State ex rel. Sylvester v. Neal*, 140 Ohio St.3d 47, 2014-Ohio-2926; *State v. Parker*, 546 So.2d 186, 186 (La.1989); *State v. Golden*, 546 So.2d 501, 503 (La. Ct. App 1989); *State v. Brooks*, 604 N.W.2d 345, 352–53 (Minn.2000); *State ex rel. Jones v. Hen don*, 66 Ohio St.3d 115, 609 N.E.2d 541, 544 (1993).

⁵ Angwin, J., Larson, J., Mattu, S., & Kirchner, L. (2016). Machine Bias. There is software that is used across the county to predict future criminals. And it is biased against blacks. Available at: <https://www.propublica.org/article/machine-bias-risk-assessments-in-criminal-sentencing>.

⁶ Adachi, Jeff, Daily Journal, “Bail algorithm falters on its promise” (August 18, 2016), Available at: <https://dailyjournal.com/public/PubMain.cfm>.

⁷ Ayres, Ian & Waldfogel, Joel, A Market Test for Discrimination in Bail Setting, (1994) 46 Stan. L. Rev. 987, 1047, Available at: http://digitalcommons.law.yale.edu/cgi/viewcontent.cgi?article=2526&context=fss_papers.

risk assessment scores; and (4) CDCR's initial policy regarding juveniles convicted of serious or violent felonies was incorrect.⁸


- **No proof that pretrial release programs have better outcomes than bail.** No studies published in peer reviewed journals have shown that pretrial release programs have higher appearance rates than commercial bail or that they have better public safety outcomes in an apples-to-apples comparison of the same risk class of defendant.

However, professor Alex Tabarrok, a highly respected economist, along with Eric Helland published a report in the University of Chicago's prestigious peer reviewed Journal of Law and Economics that focused on the difference in effectiveness between public law enforcement and what they termed "private law enforcement" in returning fugitives to justice. Professors Tabarrok and Helland use the term private law enforcement to describe bail agents responsible for returning absconded defendants to court. The authors conclude that "[d]efendants released on surety bond are 28 percent less likely to fail to appear than similar defendants released on their own recognizance, and if they do fail to appear, they are 53 percent less likely to remain at large for extended periods of time."⁹

- **It costs \$1,775 each time a defendant fails to appear in court.** Professor Robert G. Morris of the University of Texas, Dallas conducted a study comparing different pretrial release mechanisms and the differences in failure to appear, recidivism/pretrial misconduct, and associated costs. Professor Morris found that "when comparing similarly situated defendants' probability of FTA for all case types, defendants released via a commercial bond were significantly and substantively less likely to fail to appear in court..." He then calculated the system-wide cost savings of fewer failures to appear. Using the assumption that the public cost per failure to appear was \$1,775, Morris concluded that using surety bond releases saved Dallas County over \$11.1 million.¹⁰

For the reasons stated above, we request your no vote on this bill.

Sincerely,



Greg "Topo" Padilla
President

cc: Mr. Daniel Seeman, Deputy Legislative Secretary, Governor's Office
Ms. Sandy Uribe, Consultant, Assembly Public Safety Committee
Mr. Gary Olson, Consultant, Assembly Republican Caucus
Ms. Kathryn Lynch, Legislative Advocate
Golden State Bail Agents Association

⁸ Office of the Inspector General. Special Report: California Department of Corrections and Rehabilitation's Supervision of John Gardner (2010, June), p.1. Available at: <http://www.oig.ca.gov/media/reports/ARCHIVE/BOI/Special%20Report%20on%20CDCRs%20Supervision%20of%20John%20Gardner.pdf>

⁹ Helland and Tabarrok, "The Fugitive: Evidence on Public Versus Private Law Enforcement from Bail Jumping" (2004) 47 J.L. & Econ. 93, 118, Available at: <https://mason.gmu.edu/~atabarro/PublicvsPrivate.pdf>.

¹⁰ Morris, Robert G., "Pretrial Release Mechanisms in Dallas County, Texas: Differences in Failure to Appear, Recidivism/Pretrial Misconduct, and Associated Costs of FTA," The University of Texas at Dallas (2013), p. 2-3, Available at: <https://www.utdallas.edu/epps/ccjs/dl/Dallas%20Pretrial%20Release%20Report%20-FINAL%20Jan%20202013c.pdf>.

BOS-11 - in mailbox
C-Page

May 8, 2017

TO: STATE, CITY AND LOCAL OFFICIALS

**NOTIFICATION OF PACIFIC GAS AND ELECTRIC COMPANY'S JOINT UTILITIES
APPLICATION FOR APPROVAL OF THE PORTFOLIO ALLOCATION METHODOLOGY FOR
ALL CUSTOMERS (A.17-04-018)**

Summary

On April 25, 2017, Pacific Gas and Electric Company (PG&E) jointly filed an application with the California Public Utilities Commission (CPUC) along with Southern California Edison Company (SCE) and San Diego Gas & Electric Company (SDG&E) (Joint Utilities) for approval to put into effect the Portfolio Allocation Methodology (PAM). The application proposes a new methodology for electric generation costs and benefits to all customers. If approved, this application will not change the overall amount of revenues collected from PG&E customers. However, this request will eventually impact rates for certain PG&E customer classes. The timing and impact to rates have not been determined at this time.

About the application

The current methodology distributes the purchase costs of certain energy producing resources among all utility customers. This includes those who leave bundled service to receive electricity from an alternative provider (for example, an Electric Service Provider or a Community Choice Aggregator). These customers, known as departing load customers, currently pay these costs through a Power Charge Indifference Adjustment (PCIA) and a Competition Transition Charge (CTC) as part of their rates. Under PAM, the Joint Utilities propose that the current methodology for determining who is assigned these costs be replaced with a new methodology that would establish new Portfolio Allocation Charge (PAC) and CTC rates.

Under PAM, all departing load and bundled service customers will pay an equitable portion of the actual market costs of the utility's generation portfolio based on how much was purchased on their behalf. All of these customers will also be assigned an equitable portion of the benefits associated with these resources. PAM will allocate these costs based on actual market results to more effectively protect customers from cost increases or shifts as a result of departing load.

If the CPUC approves this application, electric rates for certain customer classes will be impacted. However, the overall amount of revenues collected from PG&E customers for these generation resources will not change. The timing and magnitude of changes to certain customer classes are not currently known, as PAM is not expected to be implemented until 2019, at the earliest. Rate changes will be implemented through future ratemaking proceedings and detailed rate impacts will be noticed at that time.

How do I find out more about PG&E's proposals?

If you have questions about the filing, please contact PG&E at **1-800-743-5000**. For TDD/TTY (speech-hearing impaired), call **1-800-652-4712**. Para más detalles llame al **1-800-660-6789** • 詳情請致電 **1-800-893-9555**. If you would like a copy of PG&E's filing and exhibits, please write to PG&E at the address below:

Pacific Gas and Electric Company
2017 Portfolio Allocation Methodology (PAM) Application (A.17-04-018)
P.O. Box 7442
San Francisco, CA 94120

A copy of PG&E's filing and exhibits is also available for review at the CPUC's Central Files Office by appointment only. For more information, contact alcentralfilesid@cpuc.ca.gov or **1-415-703-2045**. PG&E's application (without exhibits) is available on the CPUC's website at www.cpuc.ca.gov.

CPUC process

This Application will be assigned to an Administrative Law Judge (Judge) who will determine how to receive evidence and other related documents necessary for the CPUC to establish a record upon which to base its decision. Evidentiary hearings may be held where parties will present their testimony and may be subject to cross-examination by other parties. These evidentiary hearings are open to the public, but only those who are formal parties in the case can participate.

18

After considering all proposals and evidence presented during the hearings, the assigned Judge will issue a proposed decision which may adopt PG&E's proposal, modify it or deny it. Any of the five CPUC Commissioners may sponsor an alternate decision. The proposed decision, and any alternate decisions, will be discussed and voted upon at a scheduled CPUC Voting Meeting.

The Office of Ratepayer Advocates (ORA) may review this Application. ORA is the independent consumer advocate within the CPUC with a legislative mandate to represent investor-owned utility customers to obtain the lowest possible rate for service consistent with reliable and safe service levels. ORA has a multi-disciplinary staff with expertise in economics, finance, accounting and engineering. For more information about ORA, please call **1-415-703-1584**, email ora@cpuc.ca.gov or visit ORA's website at www.ora.ca.gov.

Stay informed

If you would like to follow this proceeding, or any other issue before the CPUC, you may use the CPUC's free subscription service. Sign up at: <http://subscribecpuc.cpuc.ca.gov/>. If you would like to learn how you can participate in the proceeding, have informal comments about the application, or have questions about the CPUC processes, you may access the CPUC's Public Advisor Office (PAO) webpage at <http://consumers.cpuc.ca.gov/pao/>.

You may also contact the PAO as follows:

Email: public.advisor@cpuc.ca.gov

Mail: CPUC
Public Advisor's Office
505 Van Ness Avenue
San Francisco, CA 94102

Call: **1-866-849-8390** (toll-free) or **1-415-703-2074**

TTY: **1-866-836-7825** (toll-free) or **1-415-703-5282**

If you are writing or emailing the PAO, please include the proceeding number (2017 Portfolio Allocation Methodology (PAM) Application, A.17-04-018). All comments will be circulated to the Commissioners, the assigned Judge and appropriate CPUC staff, and will become public record.