

File No. 210696

Committee Item No. 5

Board Item No. 58

# COMMITTEE/BOARD OF SUPERVISORS

## AGENDA PACKET CONTENTS LIST

Committee: Rules Committee

Date July 12, 2021

Board of Supervisors Meeting

Date July 20, 2021

### Cmte Board

- Motion
- Resolution
- Ordinance
- Legislative Digest
- Budget and Legislative Analyst Report
- Youth Commission Report
- Introduction Form
- Department/Agency Cover Letter and/or Report
- Memorandum of Understanding (MOU)
- Grant Information Form
- Grant Budget
- Subcontract Budget
- Contract/Agreement
- Form 126 - Ethics Commission
- Award Letter
- Application
- Form 700
- Vacancy Notice
- Information Sheet
- Public Correspondence

### OTHER (Use back side if additional space is needed)

<input type="checkbox"/>	<input type="checkbox"/>	_____
<input type="checkbox"/>	<input type="checkbox"/>	_____
<input type="checkbox"/>	<input type="checkbox"/>	_____
<input type="checkbox"/>	<input type="checkbox"/>	_____
<input type="checkbox"/>	<input type="checkbox"/>	_____
<input type="checkbox"/>	<input type="checkbox"/>	_____
<input type="checkbox"/>	<input type="checkbox"/>	_____
<input type="checkbox"/>	<input type="checkbox"/>	_____
<input type="checkbox"/>	<input type="checkbox"/>	_____
<input type="checkbox"/>	<input type="checkbox"/>	_____

Completed by: Victor Young Date July 8, 2021

Completed by: \_\_\_\_\_ Date \_\_\_\_\_

1 [Mayoral Appointment, Historic Preservation Commission - Jason Wright]

2

3 **Motion approving the Mayor’s nomination for appointment of Jason Wright to the**  
4 **Historic Preservation Commission, for the unexpired portion of a four-year term ending**  
5 **December 31, 2024.**

6

7 WHEREAS, Pursuant to Charter, Section 4.135, the Mayor has submitted a  
8 communication notifying the Board of Supervisors of the nomination of Jason Wright to the  
9 Historic Preservation Commission, received by the Clerk of the Board on June 9, 2021; and

10 WHEREAS, The Board of Supervisors has the authority to hold a public hearing and  
11 vote on the appointment within 60 days following transmittal of the Mayor’s Notice of  
12 Appointment, and the failure of the Board to act on the nomination within the 60-day period  
13 shall result in the nominee being deemed approved; now, therefore, be it

14 MOVED, That the Board of Supervisors hereby approves the Mayor’s nomination for  
15 appointment of Jason Wright to the Historic Preservation Commission, Seat No. 3, for the  
16 unexpired portion of a four-year term ending December 31, 2024.

17

18

19

20

21

22

23

24

25



## Notice of Nomination of Appointment

June 9, 2021

San Francisco Board of Supervisors  
City Hall, Room 244  
1 Dr. Carlton B. Goodlett Place  
San Francisco, CA 94102

Honorable Board of Supervisors,

Pursuant to Charter §4.135, of the City and County of San Francisco, I make the following nomination:

**Jason Wright**, for appointment to Seat 3 of the Historic Preservation Commission four-year term ending December 31, 2024, formerly held by Jonathan Pearlman.

I am confident that Mr. Wright will serve our community well. Attached are his qualifications to serve, which demonstrate how his appointment represents the communities of interest, neighborhoods and diverse populations of the City and County of San Francisco.

I encourage your support and am pleased to advise you of this appointment nomination. Should you have any question about this appointment nomination, please contact my Director of Commission Affairs, Tyra Fennell, at 415-554-6696.

Sincerely,

A handwritten signature in blue ink that reads "London N. Breed".

London N. Breed  
Mayor, City and County of San Francisco

# JASON K. WRIGHT

---

## **EDUCATION**

University of Cincinnati

Bachelor of Architecture, 2006

College of Design, Architecture, Art, and Planning

Minor: Historic Preservation

## **WORK EXPERIENCE**

**Page & Turnbull**

**San Francisco, California**

*Full Time Employee: January 2012-Present*

Engaged in a variety of Conservation, Architecture, Planning, and Cultural Resource projects. Employed laboratory and other technical conservation methodologies on projects of various types, scales, and materials. Coordinated with teams, consultants, and clients to resolve project challenges from Conditions Assessments through Construction Administration. Coordinated with team members to prepare Mills Act applications, Certificate of Appropriateness applications, Historic Structure Reports, Tax credit applications, Transfer of Development Rights (TDR) applications, as well as significance statements and diagrams. Proficient in writing technical specifications, performing conditions assessments, writing treatment recommendations and rehabilitation maintenance plans, assembling and coordinating drawings and construction documents, and seeing projects through construction administration. Select projects include:

- California State Capitol–Balconies & Porticos Restoration / Historic Structure Report – Conservation Lead
- Aronson Building, 706 Mission Street – Exterior Rehabilitation and Seismic Upgrade – Conservation Lead
- Monadnock Building, 685 Market Street Exterior Rehabilitation – Conservation Lead
- Grant Building, 1095 Market Street Exterior Rehabilitation & Cornice Reconstruction – Conservation Lead
- Mining Exchange Building, 350 Bush Street Building Rehabilitation/Seismic Upgrade – Conservation Lead
- Sacramento Valley Station, Sacramento; Seismic/Code Upgrade and Rehabilitation – Conservation Lead
- Asilomar Grace Dodge Chapel Historic Structure Report, Maintenance Plan, & Exterior Repair Drawings
- Castro Theater Historic Structure Report – Conservation Lead
- Hobart Building – Exterior Conditions Assessment and Rehabilitation/Repair – Conservation Lead
- One Powell Street-Exterior Rehabilitation Documents & Interior Banking Hall Rehab – Conservation Lead
- Lick Wilmerding High School – Rehabilitation of Modern Era Curtain Wall – Conservation Lead
- Martial Cottle Historic Farmhouse, San Jose -Window Rehabilitation - Project Manager/Conservation Lead
- Leland Stanford Mansion, Sacramento; Exterior Wood Stair and Stucco Rehabilitation - Conservation Lead
- WETA Warehouse, Mare Island; Conditions Assessment and Rehabilitation – Conservation Lead
- Tower Theater, San Francisco; Conditions Assessment and Historic Structure Report – Conservation Lead
- St. Joseph’s Church, Building Rehabilitation, Adaptive Reuse, & Seismic Upgrade – Project Conservation
- Napa County Health and Human Services Campus Redevelopment Feasibility Study & Code Analysis
- UC Hastings Tower, Window Replacement Feasibility Study and Conditions Assessment – Job Captain
- Market Street Signage, Design Guidelines – Team Member
- 1019 Market Street, Mills Act Application and Preservation Architect –Conservation Lead/Project Manager
- 55 Laguna Street, Rehabilitation and Adaptive Housing Reuse & Construction – Conservation Lead
- Fire Stations #24/34/44 Preservation Consulting Exterior Rehabilitation & Conservation – Project Manager
- BFS Daji, Beijing, China - Hutong Neighborhood Preservation /Redevelopment – Conservation Lead
- San Francisco Mills Act Projects – 1019 Market St, 149 9<sup>th</sup> St, 807 Montgomery St, 55 Laguna, 101 Vallejo St, 353 Kearny St, 2731 Folsom St, 1315 Waller St, 450 Pacific St
- San Francisco Transfer of Development Rights Projects – 168 2<sup>nd</sup> St, 420 Taylor St, 558 Sacramento St, 545 Mission St, 175 Golden Gate Ave, 555 Clay St, 550 Market St

**Independent Consulting/Self-Employed**

**San Francisco, California**

*Full Time Employee: October 2011-January 2012*

Managed independent consulting practice working on a variety of preservation projects. Coordinated with project client teams. Contributed building descriptions and conditions assessment, treatment recommendations, technical specifications, assembly and coordination of drawings and construction documents, report writing, feasibility studies, and code analysis. Projects include:

- St. Joseph’s Church, Certificate of Appropriateness & Tax Credits – *Consultant to Page & Turnbull*
  - Conditions Assessment & Treatment Recommendations with Drawings
- Napa County Health and Human Services Campus Redevelopment – *Consultant to Page & Turnbull*
  - Conditions Assessment & Treatment Recommendations, Significance, Code Analysis
- Stanford Row Houses, Rehabilitation and Upgrades – *Consultant to Architectural Resources Group*
  - Conditions Assessment & Treatment Recommendations with Drawings and Specifications

**Architectural Resources Group****San Francisco, California***Full Time Employee: October 2004-September 2011 / Cooperative Education Student: March-June 2003*

Oversaw both Conservation and Architecture projects within the Conservation Department working with Architectural and Objects Conservators as well as Architects. Employed laboratory and other technical conservation methodologies. Managed projects of various types, scales, and materials. Coordinated with and managed teams, consultants, and clients to resolve project problems and challenges through all project phases from Conditions Assessments through Construction Administration. Experienced with building descriptions and HSR's, conditions assessment, writing technical specifications, assembling and coordinating drawings and construction documents, and construction administration. Selected projects include:

- National Maritime Museum, Conservation/Restoration – Project Manager/Job Captain
- Oregon State Hospital Kirkbride Building, Exterior Rehabilitation/Seismic Upgrade-Conservation Manager
- San Francisco Old US Mint NHL, Exterior Rehabilitation/conservation – Project Manager/Job Captain
- Portland Union Station, Exterior Rehabilitation and Seismic Upgrade – Team Member
- Contemporary Jewish Museum – Team Member
- Fort Point NHL, Doors and Shutter Conservation/Reconstruction – Project Manager
- Cooper Molera Adobe Site Wall Repair – Project Manager
- New Mission Theater, Decorative Plaster Documentation – Project Manager
- Jefferson County Courthouse, Clock Tower Rehabilitation and Seismic Upgrade – Team Member
- 278 Post Street, Exterior Repair Project – Project Manager
- 450 Sutter Street, Exterior Rehabilitation and Window Replacement/Restoration – Team Member
- Olympic Club, Stained Glass Natatorium Domes Restoration – Team Member

**Beck Architecture****Cincinnati, Ohio***Cooperative Education Student: September-December 2003*

- Produced schematic design drawings and construction documents for high-end residential projects

**Einhorn Yaffee Prescott Architecture and Engineering****Albany, New York***Cooperative Education Student: September-December 2002*

- Engaged in schematic design/rehabilitation of Washington State Capitol Building
- Designed Capitol House & Senate kitchens; gained knowledge of technical kitchen codes and regulations

**Hartman-Cox Architects****Washington D.C.***Cooperative Education Student: March-June 2001 and September-December 2001*

- Completed survey, documentation and construction drawing for the National Portrait Gallery Rehabilitation
- Completed survey and documentation for ADA upgrades at National Archives Building

**John G. Waite Associates Architects, PLLC****Albany, New York***Cooperative Education Student: March-June 2000 and September-December 2000*

- Developed knowledge of Historic Preservation techniques and methods
- Trained in field documentation, drafting and detailing,
- Drafted Historic Structure Report descriptions
- Inventoried and wrote report on cast stone elements of a building

**SPECIAL SKILLS/INTERESTS**

- |  |   |
|--|---|
| • Section 106 Consultation/Review        | • Computer (AutoCAD, Adobe CS Photoshop, Illustrator, InDesign, Acrobat Professional, Microsoft Office) |
| • Rendering (Versatility in media)       | • Modeling (Versatility in media, scale and method)   |
| • Certified Jahn Repair Mortar Installer | • Horticulture and Landscaping  |
| • Post Occupancy Evaluation Experience   | • Woodworking (Finishing, detail work, and restoration)   |
| • Cultural Landscape Studies             |   |

**PROFESSIONAL AFFILIATIONS**

- **GLBT Historical Society – Member and Historic Preservation Working Group**
- **Presidio Historical Association – Board of Directors**
- **San Francisco Architectural Heritage Member**
- **Association for Preservation Technology (APT) – Member of International and Western Chapter**
- **APT Technical Committee for Sustainable Preservation – Secretary of the Committee**
- **National Trust for Historic Preservation Member**
- **Alpha Rho Chi Professional Design Fraternity Founding Member/Treasurer-University of Cincinnati**

**STATEMENT OF ECONOMIC INTERESTS  
COVER PAGE  
A PUBLIC DOCUMENT**

Please type or print in ink.

NAME OF FILER (LAST) (FIRST) (MIDDLE)

**1. Office, Agency, or Court**

Agency Name (Do not use acronyms)

Division, Board, Department, District, if applicable Your Position

► If filing for multiple positions, list below or on an attachment. (Do not use acronyms)

Agency: Position:

**2. Jurisdiction of Office (Check at least one box)**

State Judge, Retired Judge, Pro Tem Judge, or Court Commissioner (Statewide Jurisdiction)

Multi-County County of

City of Other

**3. Type of Statement (Check at least one box)**

Annual: The period covered is January 1, 2020, through December 31, 2020.

-or- The period covered is / / , through December 31, 2020.

Assuming Office: Date assumed / /

Candidate: Date of Election and office sought, if different than Part 1:

Leaving Office: Date Left / / (Check one circle.)

The period covered is January 1, 2020, through the date of leaving office.

-or- The period covered is / / , through the date of leaving office.

**4. Schedule Summary (must complete) ► Total number of pages including this cover page: \_\_\_\_\_**

**Schedules attached**

Schedule A-1 - Investments – schedule attached

Schedule A-2 - Investments – schedule attached

Schedule B - Real Property – schedule attached

Schedule C - Income, Loans, & Business Positions – schedule attached

Schedule D - Income – Gifts – schedule attached

Schedule E - Income – Gifts – Travel Payments – schedule attached

-or- **None - No reportable interests on any schedule**

**5. Verification**

MAILING ADDRESS STREET CITY STATE ZIP CODE  
(Business or Agency Address Recommended - Public Document)

DAYTIME TELEPHONE NUMBER EMAIL ADDRESS  
( )

I have used all reasonable diligence in preparing this statement. I have reviewed this statement and to the best of my knowledge the information contained herein and in any attached schedules is true and complete. I acknowledge this is a public document.

I certify under penalty of perjury under the laws of the State of California that the foregoing is true and correct.

Date Signed (month, day, year)

Signature *Jason K. Wright*  
(File the originally signed paper statement with your filing official.)



# ***GENDER ANALYSIS OF COMMISSIONS AND BOARDS***

---



City and County of San Francisco  
London N. Breed  
Mayor

Department on the Status of Women  
Emily M. Murase, PhD  
Director





## Acknowledgements

---

The data collection and analysis for this report was conducted by Public Policy Fellow Diana McCaffrey with support from Policy and Projects Director Elizabeth Newman, Associate Director Carol Sacco, and Director Emily Murase, PhD, at the San Francisco Department on the Status of Women.

The San Francisco Department on the Status of Women would like to thank the various policy body members, Commission secretaries, and department staff who graciously assisted in collecting demographic data and providing information about their respective policy bodies.

### **San Francisco Commission on the Status of Women**

President Debbie Mesloh

Vice President Breanna Zwart

Commissioner Shokooh Miry

Commissioner Carrie Schwab-Pomerantz

Commissioner Andrea Shorter

Commissioner Julie D. Soo

Emily M. Murase, PhD, Director  
Department on the Status of Women

This report is available at the San Francisco Department on the Status of Women website, <https://sfgov.org/dosw/gender-analysis-reports>.

# Contents

---

Table of Figures .....	3
Executive Summary.....	4
I. Introduction .....	7
II. Gender Analysis Findings .....	8
A. Gender .....	8
B. Race and Ethnicity.....	11
C. Race and Ethnicity by Gender .....	14
D. LGBTQ Identity.....	16
E. Disability Status.....	16
F. Veteran Status.....	17
G. Policy Bodies by Budget.....	18
H. Comparison of Advisory Body and Commission and Board Demographics .....	19
I. Demographics of Mayoral, Supervisorial, and Total Appointees .....	20
III. Conclusion.....	21
IV. Methodology and Limitations.....	23
Appendix .....	24

## Table of Figures

---

Figure 1: Summary Data of Policy Body Demographics, 2019.....	8
Figure 2: 10-Year Comparison of Representation of Women on Policy Bodies .....	8
Figure 3: Commissions and Boards with Highest Percentages of Women, 2019 Compared to 2017, 2015..	9
.....	9
Figure 4: Commissions and Boards with Lowest Percentage of Women, 2019 Compared to 2017, 2015..	10
.....	10
Figure 5: Advisory Bodies with the Highest and Lowest Percentage of Women, 2019.....	10
Figure 6: 10-Year Comparison of People of Color’s Representation of Policy Bodies.....	11
Figure 7: Race and Ethnicity of Appointees Compared to San Francisco Population, 2019.....	12
Figure 8: Commissions and Boards with Highest Percentage of People of Color, 2019 Compared to 2017, 2015 .....	12
Figure 9: Commissions and Boards with Lowest Percentage of People of Color, 2019 Compared to 2017, 2015 .....	13
Figure 10: Advisory Bodies with the Highest and Lowest Percentage of People of Color, 2019.....	14
Figure 11: 10-Year Comparison of Representation of Women of Color on Policy Bodies.....	14
Figure 12: Appointees by Race/Ethnicity and Gender, 2019 .....	15
Figure 13: San Francisco Population by Race/Ethnicity, 2019 .....	15
Figure 14: LGBTQ Identity of Appointees, 2019 .....	16
Figure 15: LGBTQ Population of Appointees, 2019 .....	16
Figure 16: San Francisco Adult Population with a Disability by Gender, 2017 .....	17
Figure 17: Appointees with One or More Disabilities by Gender, 2019 .....	17
Figure 18: San Francisco Adult Population with Military Service by Gender, 2017.....	17
Figure 19: Appointees with Military Service, 2019.....	17
Figure 20: Percent of Women, Women of Color, and People of Color on Commissions and Boards with Largest and Smallest Budgets in Fiscal Year 2018-2019 .....	18
Figure 21: Demographics of Commissions and Boards with Largest Budgets, 2019 .....	19
Figure 22: Demographics of Commissions and Boards with Smallest Budgets, 2019 .....	19
Figure 23: Demographics of Appointees on Commission and Boards and Advisory Bodies, 2019 .....	20
Figure 24: Demographics of Mayoral, Supervisorial, and Total Appointees, 2019 .....	20
Figure 25: Policy Body Demographics, 2019.....	24
Figure 26: San Francisco Population Estimates by Race/Ethnicity, 2017 .....	26
Figure 27: San Francisco Population Estimates by Race/Ethnicity and Gender, 2017 .....	26

## Executive Summary

In 2008, San Francisco voters overwhelmingly approved a City Charter Amendment (section 4.101) establishing as City policy for the membership of Commissions and Boards to reflect the diversity of San Francisco’s population, and that appointing officials be urged to support the nomination, appointment, and confirmation of these candidates. Additionally, it requires the San Francisco Department on the Status of Women to conduct and publish a gender analysis of Commissions and Boards every two years.

The *2019 Gender Analysis of Commissions and Boards* includes more policy bodies such as task forces, committees, and advisory bodies, than previous analyses, which were limited to Commissions and Boards. Data was collected from 84 policy bodies and from a total of 741 members mostly appointed by the Mayor and Board of Supervisors. These policy bodies fall under two categories designated by the San Francisco Office of the City Attorney.<sup>1</sup> The first category, referred to as “Commissions and Boards,” are policy bodies with decision-making authority and whose members are required to submit financial disclosures to the Ethics Commission. The second category, referred to as “Advisory Bodies,” are policy bodies with advisory function whose members do *not* submit financial disclosures to the Ethics Commission. This report examines policy bodies and appointees both comprehensively as a whole and separately by the two categories.

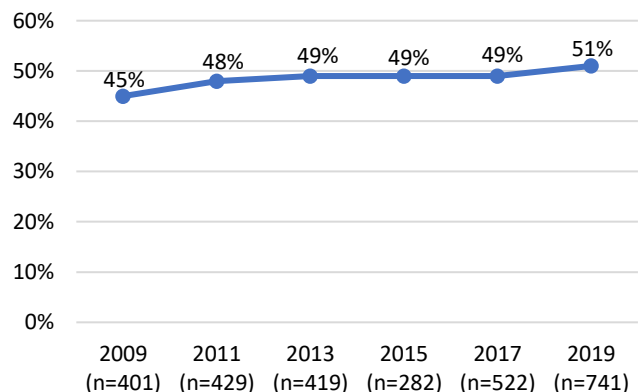
The *2019 Gender Analysis* evaluates the representation of women; people of color; lesbian, gay, bisexual, transgender, queer, and questioning (LGBTQ) individuals; people with disabilities; and veterans on San Francisco policy bodies.

### Key Findings

#### Gender

- Women’s representation on policy bodies is 51%, slightly above parity with the San Francisco female population of 49%.
- Since 2009, there has been a small but steady increase in the representation of women on San Francisco policy bodies.

#### 10-Year Comparison of Representation of Women on Policy Bodies



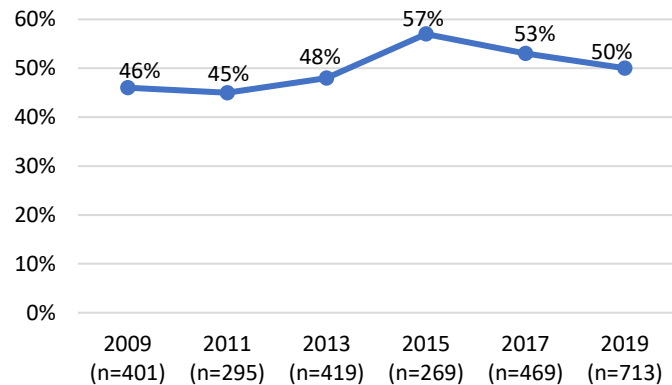
Source: SF DOSW Data Collection & Analysis.

<sup>1</sup> “List of City Boards, Commissions, and Advisory Bodies Created by Charter, Ordinance, or Statute,” Office of the City Attorney, <https://www.sfcityattorney.org/wp-content/uploads/2016/01/Commission-List-08252017.pdf>, (August 25, 2017).

## Race and Ethnicity

- People of color are underrepresented on policy bodies compared to the population. Although people of color comprise 62% of San Francisco’s population, just 50% of appointees identify as a race other than white.
- While the overall representation of people of color has increased between 2009 and 2019, as the Department collected data on more appointees, the representation of people of color has decreased over the last few years. The percentage of appointees of color decreased from 53% in 2017 to 49% in 2019.
- As found in previous reports, Latinx and Asian groups are underrepresented on San Francisco policy bodies compared to the population. Latinx individuals are 14% of the population but make up only 8% of appointees. Asian individuals are 31% of the population but make up only 18% of appointees.

**10-Year Comparison of Representation of People of Color on Policy Bodies**

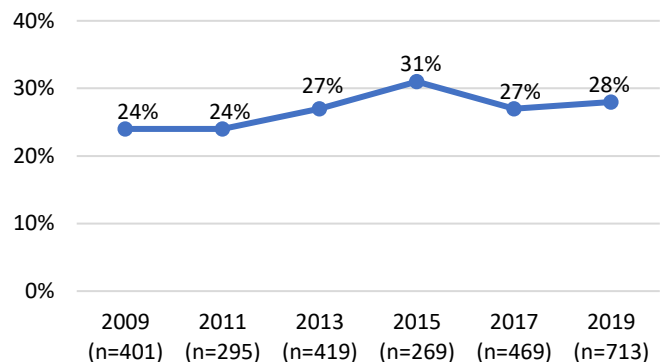


Source: SF DOSW Data Collection & Analysis.

## Race and Ethnicity by Gender

- On the whole, women of color are 32% of the San Francisco population, and 28% of appointees. Although still below parity, 28% is a slight increase compared to 2017, which showed 27% women of color appointees.
- Meanwhile, men of color are underrepresented at 21% of appointees compared to 31% of the San Francisco population.
- Both White women and men are overrepresented on San Francisco policy bodies. White women are 23% of appointees compared to 17% of the San Francisco population. White men are 26% of appointees compared to 20% of the population.
- Black and African American women and men are well-represented on San Francisco policy bodies. Black women are 9% of appointees compared to 2.4% of the population, and Black men are 5% of appointees compared to 2.5% of the population.
- Latinx women are 7% of the San Francisco population but 3% of appointees, and Latinx men are 7% of the population but 5% of appointees.
- Asian women are 17% of the San Francisco population but 11% of appointees, and Asian men are 15% of the population but just 7% of appointees.

**10-Year Comparison of Representation of Women of Color on Policy Bodies**



Source: SF DOSW Data Collection & Analysis.

### Additional Demographics

- Out of the 74% of appointees who responded to the survey question on LGBTQ identity, 19% identify as lesbian, gay, bisexual, transgender, nonbinary, queer, or questioning, and 81% of appointees identify as straight/heterosexual.
- Out of the 70% of appointees who responded to the question on disability, 11% identify as having one or more disabilities, which is just below the 12% of the adult population with a disability in San Francisco.
- Out of the 67% of appointees who responded to the question on veteran status, 7% have served in the military compared to 3% of the San Francisco population.

### Proxies for Influence: Budget & Authority

- Although women are half of all appointees, those Commissions and Boards with the largest budgets have fewer women and especially fewer women of color. Meanwhile, women exceed representation on Boards and Commissions with the smallest budgets and women of color reach parity with the population on the smallest budgeted Commissions and Boards.
- Although still underrepresented relative to the San Francisco population, there is a larger percentage of people of color on Commissions and Boards with both the largest and smallest budgets compared to overall appointees.
- The percentage of total women is greater on Advisory Bodies than Commissions and Boards. Women are 54% of appointees on Advisory Bodies and 48% of appointees on Commissions and Boards. However, the percentages of people of color and women of color on Commissions and Boards exceed the percentages of people of color and women of color on Advisory Bodies.

### Appointing Authorities

- Mayoral appointments include 55% women, 52% people of color, and 30% women of color, which is more diverse by gender and race compared to both Supervisorial appointments and total appointments.

### Demographics of Appointees Compared to the San Francisco Population

	Women	People of Color	Women of Color	LGBTQ	Disability Status	Veteran Status
San Francisco Population	49%	62%	32%	6%-15%*	12%	3%
Total Appointees	51%	50%	28%	19%	11%	7%
10 Largest Budgeted Commissions & Boards	41%	55%	23%			
10 Smallest Budgeted Commissions & Boards	52%	54%	32%			
Commissions and Boards	48%	52%	30%			
Advisory Bodies	54%	49%	28%			

Sources: 2017 American Community Survey 5-Year Estimates, SF DOSW Data Collection & Analysis, 2019, \*Note: Estimates vary by source. See page 16 for a detailed breakdown.

## I. Introduction

---

Inspired by the 4th UN World Conference on Women in Beijing, San Francisco became the first city in the world to adopt a local ordinance reflecting the principles of the U.N. Convention on the Elimination of All Forms of Discrimination (CEDAW), an international bill of rights for women. The CEDAW Ordinance was passed unanimously by the San Francisco Board of Supervisors and signed into law by Mayor Willie L. Brown, Jr. on April 13, 1998.<sup>2</sup> In 2002, the CEDAW Ordinance was revised to address the intersection of race and gender and incorporate reference to the UN Convention on the Elimination of all Forms of Race Discrimination. The Ordinance requires City Government to take proactive steps to ensure gender equity and specifies “gender analysis” as a preventive tool to identify and address discrimination. Since 1998, the Department on the Status of Women has employed this tool to analyze the operations of 10 City Departments using a gender lens.

In 2007, the Department on the Status of Women conducted the first gender analysis to evaluate the number of women appointed to City Commissions and Boards. The findings of this analysis informed a City Charter Amendment developed by the Board of Supervisors for the June 2008 Election. This City Charter Amendment (Section 4.101) was overwhelmingly approved by voters and made it city policy that:

- The membership of Commissions and Boards are to reflect the diversity of San Francisco’s population,
- Appointing officials are to be urged to support the nomination, appointment, and confirmation of these candidates, and
- The Department on the Status of Women is required to conduct and publish a gender analysis of Commissions and Boards every 2 years.

The *2019 Gender Analysis* examines the representation of women; people of color; lesbian, gay, bisexual, transgender, queer, and questioning (LGBTQ) individuals; people with disabilities; and veterans on San Francisco policy bodies primarily appointed by the Mayor and the Board of Supervisors. This year’s analysis included more outreach to policy bodies as compared to previous analyses that were limited to Commissions and Boards. As a result, more appointees were included in the data collection and analysis than even before. These policy bodies fall under two categories designated by the San Francisco Office of the City Attorney. The first category, referred to as “Commissions and Boards,” are policy bodies with decision-making authority and whose members are required to submit financial disclosures to the Ethics Commission, and the second category, referred to as “Advisory Bodies,” are policy bodies with advisory function whose members do not submit financial disclosures to the Ethics Commission. A detailed description of methodology and limitations can be found at the end of this report on page 23.

---

<sup>2</sup> San Francisco Administrative Code Chapter 33.A.  
[http://library.amlegal.com/nxt/gateway.dll/California/administrative/chapter33alocalimplementationoftheunited?f=templates\\$fn=default.htm\\$3.0\\$vid=amlegal:sanfrancisco\\_ca\\$sanc=JD\\_Chapter33A](http://library.amlegal.com/nxt/gateway.dll/California/administrative/chapter33alocalimplementationoftheunited?f=templates$fn=default.htm$3.0$vid=amlegal:sanfrancisco_ca$sanc=JD_Chapter33A).

## II. Gender Analysis Findings

Many aspects of San Francisco’s diversity are reflected in the overall population of appointees on San Francisco policy bodies. The analysis includes 84 policy bodies, of which 823 of the 887 seats are filled leaving 7% vacant. As outlined below in the summary chart, slightly more than half of appointees are women, half of appointees are people of color, 28% are women of color, 19% are LGBTQ, 11% have a disability, and 7% are veterans.

**Figure 1: Summary Data of Policy Body Demographics, 2019**

Appointee Demographics	Percentage of Appointees
Women (n=741)	51%
People of Color (n=706)	50%
Women of Color (n=706)	28%
LGBTQ Identified (n=548)	19%
People with Disabilities (n=516)	11%
Veteran Status (n=494)	7%

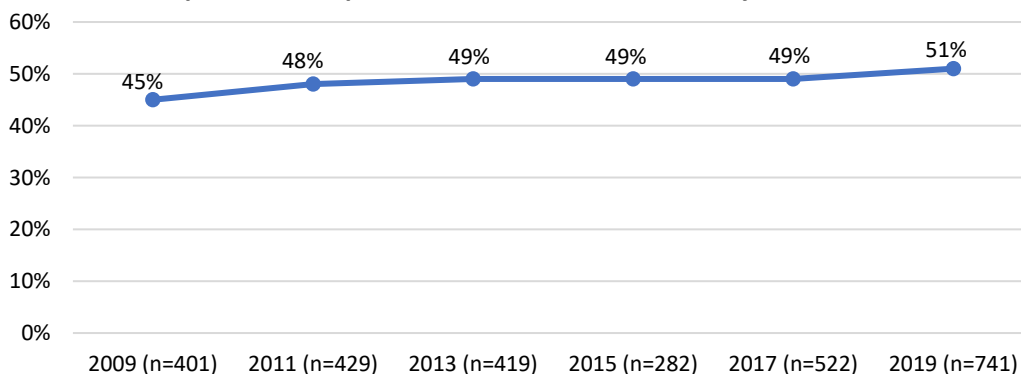
Source: SF DOSW Data Collection & Analysis.

However, further analysis reveals underrepresentation of particular groups. Subsequent sections present comprehensive data analysis providing comparison to previous years, detailing the variables of gender, race/ethnicity, LGBTQ identity, disability, veteran status, and policy body characteristics of budget size, decision-making authority, and appointment authority.

### A. Gender

On San Francisco policy bodies, 51% of appointees identify as women, which is slightly above parity compared to the San Francisco female population of 49%. The representation of women remained stable at 49% from 2013 until 2017. This year, the representation of women increased by 2 percentage points, which could be partly due to the larger sample size used in this year’s analysis compared to previous years. A 10-year comparison shows that the representation of women appointees has gradually increased since 2009 by a total of six percentage points.

**Figure 2: 10-Year Comparison of Representation of Women on Policy Bodies**

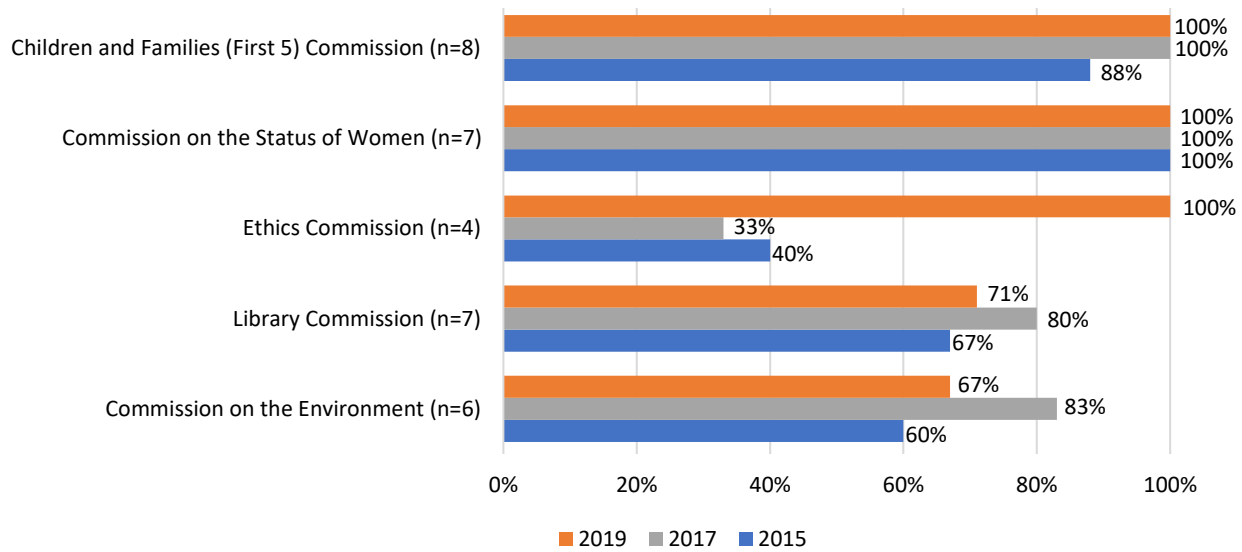


Source: SF DOSW Data Collection & Analysis.



Figures 3 and 4 analyze Commissions and Boards. Figure 3 showcases the five Commissions and Boards with the highest representation of women appointees as compared to 2015 and 2013. The Children and Families (First Five) Commission and the Commission on the Status of Women are currently comprised of all women appointees. This finding has been consistent for the Commission on the Status of Women in 2015 and 2017. While the Ethics Commission has 100% women appointees, much more than 2015 and 2017, its small size of five appointees means that minimal changes in its demographic composition greatly impacts percentages. This is also the case for other policy bodies with a small number of members. The Library Commission and the Commission on the Environment are fourth and fifth on the list at 71% and 67% women, respectively, with long standing female majorities on each.

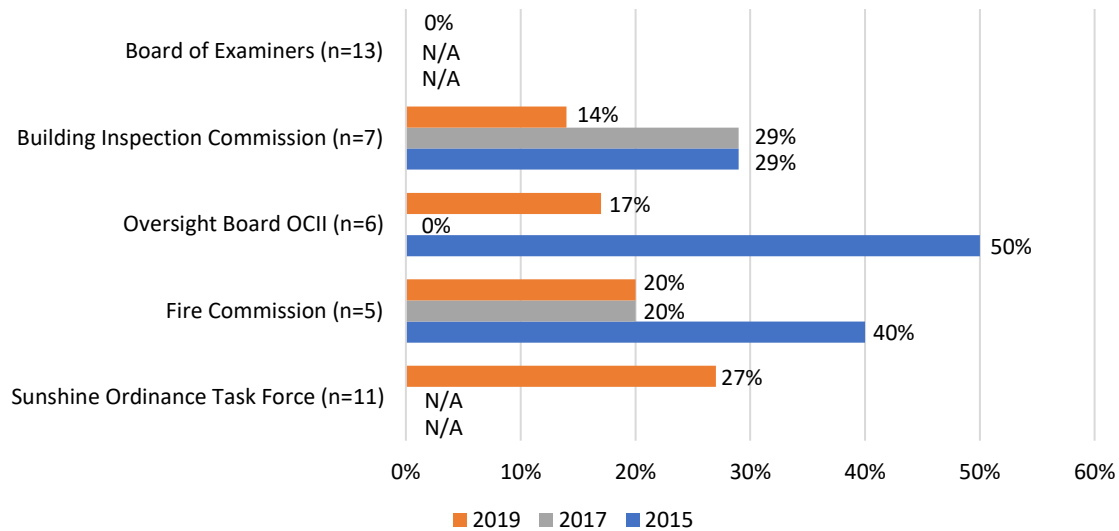
**Figure 3: Commissions and Boards with Highest Percentages of Women, 2019 Compared to 2017, 2015**



Source: SF DOSW Data Collection & Analysis.

Out of the Commissions and Boards in this section, 23 have 40% or less women. The five Commissions and Boards with the lowest representation of women are displayed in Figure 4. The lowest percentage is found on the Board of Examiners where currently *none* of the 13 appointees are women. Unfortunately, demographic data is unavailable for the Board of Examiners for 2017 and 2015. Next is the Building Inspection Commission at 14%, which is a decrease of female representation compared to 2017 and 2015. The Oversight Board of Community Investment and Infrastructure, Fire Commission, and Sunshine Ordinance Task Force also have some of the lowest percentages of women at 17%, 20%, and 27%, respectively. Unfortunately, the Sunshine Ordinance Task Force did not participate in previous analyses and therefore demographics data is unavailable for 2017 and 2015.

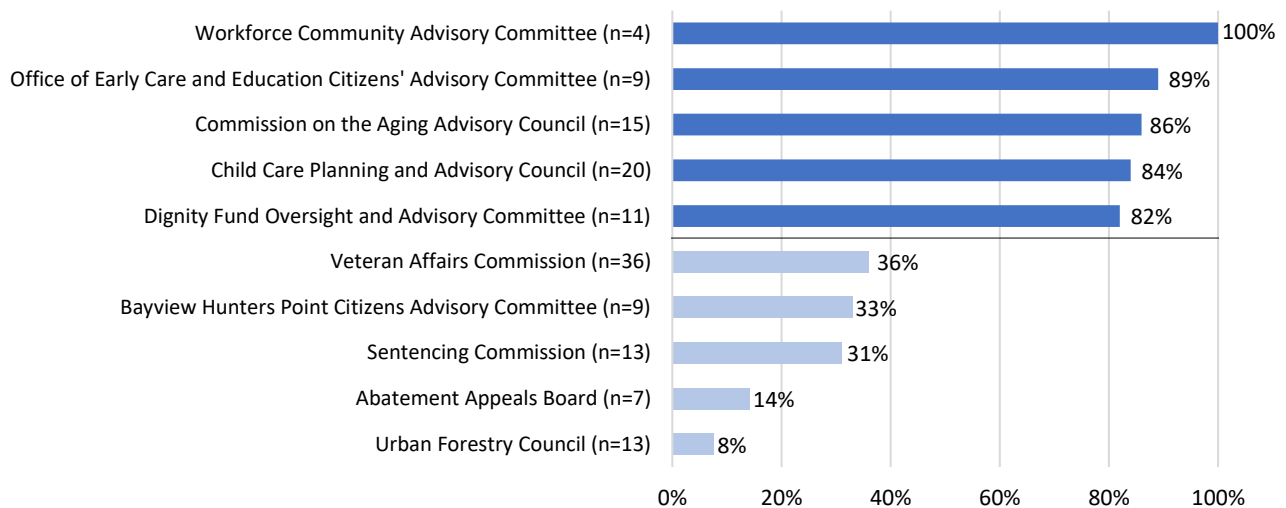
**Figure 4: Commissions and Boards with Lowest Percentage of Women, 2019 Compared to 2017, 2015**



Source: SF DOSW Data Collection & Analysis.

In addition to Commissions and Boards, Advisory Bodies were examined for the highest and lowest percentages of women. This is the first year such bodies have been included, thus comparison to previous years is unavailable. Figure 9 below displays the five Advisory Bodies with the highest and the five with the lowest representations of women. The Workforce Community Advisory Committees has the greatest representation of women at 100%, followed by the Office of Early Care and Education Citizen’s Advisory Committee at 89%. The Advisory Bodies with the lowest percentage of women are the Urban Forestry Council at 8% of the 13-member body and the Abatement Appeals Board at 14% of the 7-member body.

**Figure 5: Advisory Bodies with the Highest and Lowest Percentage of Women, 2019**

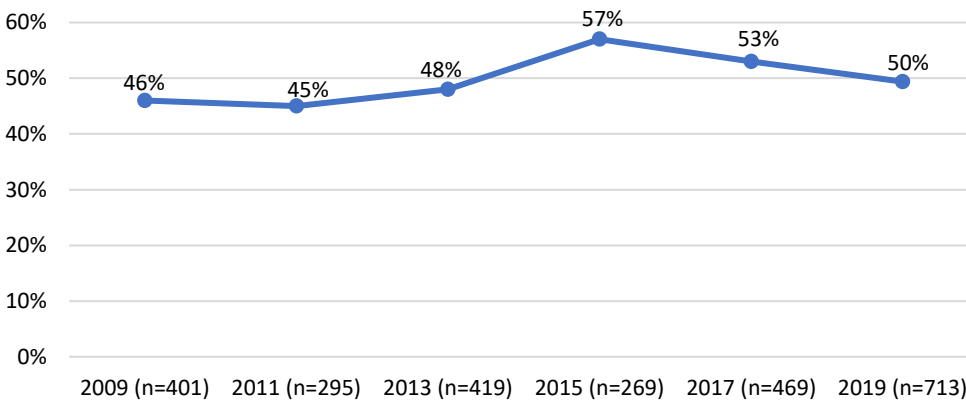


Source: SF DOSW Data Collection & Analysis.

## B. Race and Ethnicity

Data on racial and ethnic identity was collected for 706, or 95%, of the 741 surveyed appointees. Although half of appointees identify as a race or ethnicity other than white or Caucasian, people of color are still underrepresented compared to the San Francisco population of 62%. The representation of people of color has increased since 2009 but has decreased following 2015. The number of appointees analyzed increased substantially in 2017 and 2019 compared to 2015, and these larger data samples have coincided with smaller percentages of people of color. The percentage decrease following 2017 could be partially due to the inclusion of more policy and advisory bodies, as the representation of people of color on Commissions and Boards dropped only slightly from 53% in 2017 to 52% in 2019.

**Figure 6: 10-Year Comparison of Representation of People of Color on Policy Bodies**



Source: SF DOSW Data Collection & Analysis.

The racial and ethnic breakdown of policy body members compared to the San Francisco population is shown in Figure 7. This analysis reveals underrepresentation and overrepresentation in San Francisco policy bodies for certain racial and ethnic groups. Half of all appointees are white, an overrepresentation by more than 10 percentage points. The Black and African American community is well represented on appointed policy bodies at 14% compared to 5% of the population of San Francisco. Characterizing this as an overrepresentation is inaccurate given the representation of Black or African American people on policy bodies has been consistent over the years while the San Francisco population has declined over the same period.<sup>3</sup> Furthermore, the most recent nationwide estimate for the Black or African American population is 13%, which is nearly equal to the 14% of Black or African American appointees present on San Francisco policy bodies.<sup>4</sup>

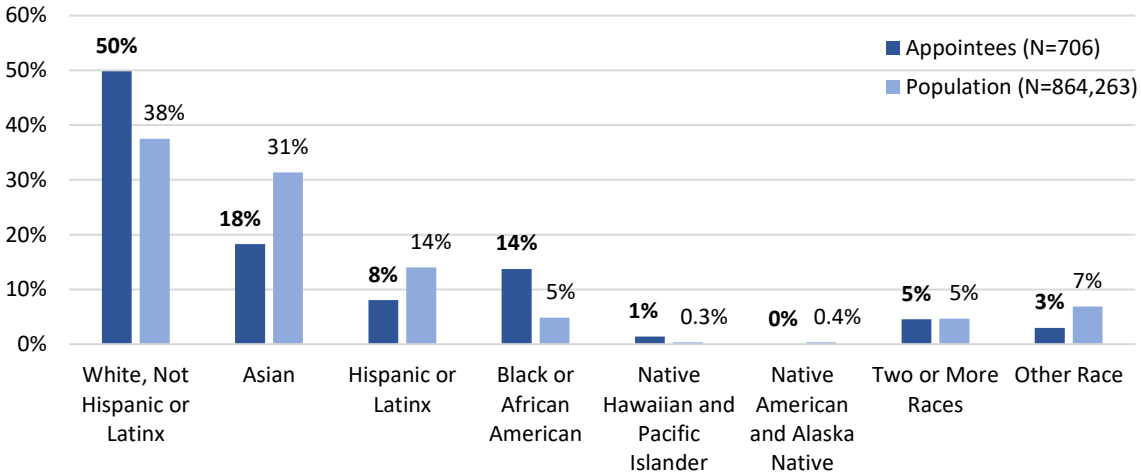
Considerably underrepresented racial and ethnic groups on San Francisco policy bodies compared to the San Francisco population are individuals who identify as Asian or Latinx. While Asians are 31% of the San Francisco population, they only make up 18% of appointees. While the Latinx population of San Francisco is 14%, only 8% of appointees are Latinx. Although there is a small population of Native

<sup>3</sup> Samir Gambhir and Stephen Menendian, "Racial Segregation in the Bay Area, Part 2," *Haas Institute for a Fair and Inclusive Society* (2018).

<sup>4</sup> US Census Bureau, 2018, Retrieved from <https://www.census.gov/quickfacts/fact/table/US/PST045218>.

Americans and Alaska Natives in San Francisco of 0.4%, none of the surveyed appointees identified themselves as such.

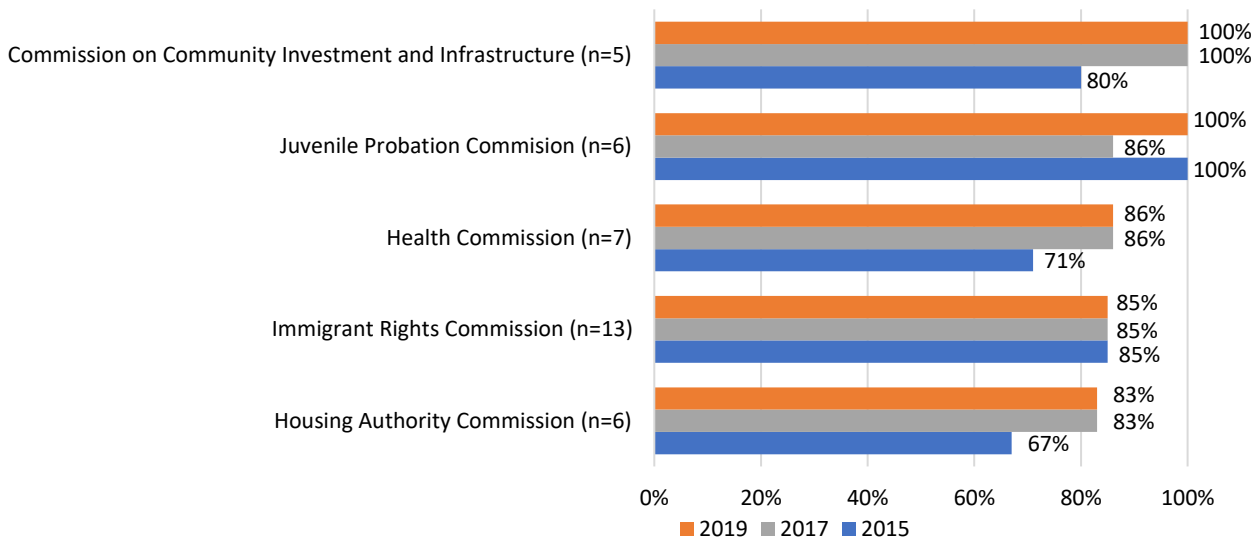
**Figure 7: Race and Ethnicity of Appointees Compared to San Francisco Population, 2019**



Sources: 2017 American Community Survey 5-Year Estimates, SF DOSW Data Collection & Analysis.

The next two graphs illustrate Commissions and Boards, and Advisory Bodies with the highest and lowest percentages of people of color. As shown in Figure 8, the Commission on Community Investment and Infrastructure remained at 100% from 2017, while the Juvenile Probation Commission has returned to 100% this year after a dip in 2017. Next is the Health Commission, Immigrant Rights Commission, and Housing Authority Commission at 86%, 85%, and 83%, respectively. Percentages of people of color on both the Health Commission and the Housing Authority Commission increased following 2015, and have remained consistent since 2017.

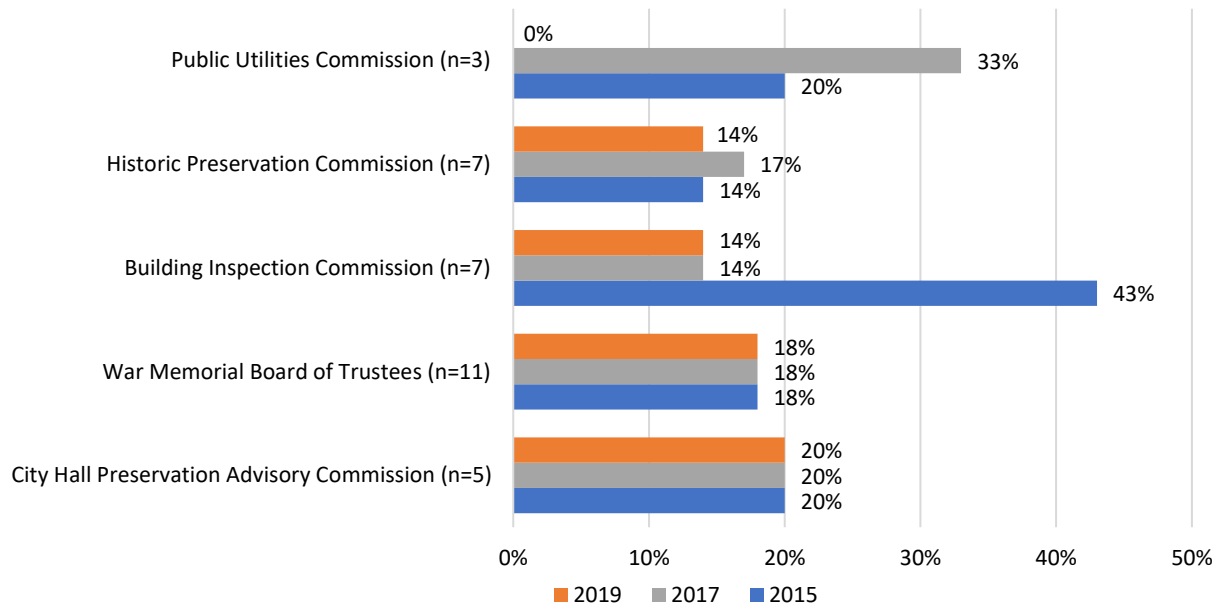
**Figure 8: Commissions and Boards with Highest Percentage of People of Color, 2019 Compared to 2017, 2015**



Source: SF DOSW Data Collection & Analysis.

There are 23 policy bodies that have 40% or less appointees who identified a racial and ethnic category other than white. Although the Public Utilities Commission has two vacancies, *none* of the current appointees identify as people of color. The Historic Preservation Commission and Building Inspection Commission are both at 14% representation for people of color. The Building Inspection Commission had a large drop from 43% in 2015, with the percentage of people of color decreasing to 14% in 2017 and remaining at this percent for 2019. Lastly, the War Memorial Board of Trustees and City Hall Preservation Advisory Commission have 18% and 20%, respectively.

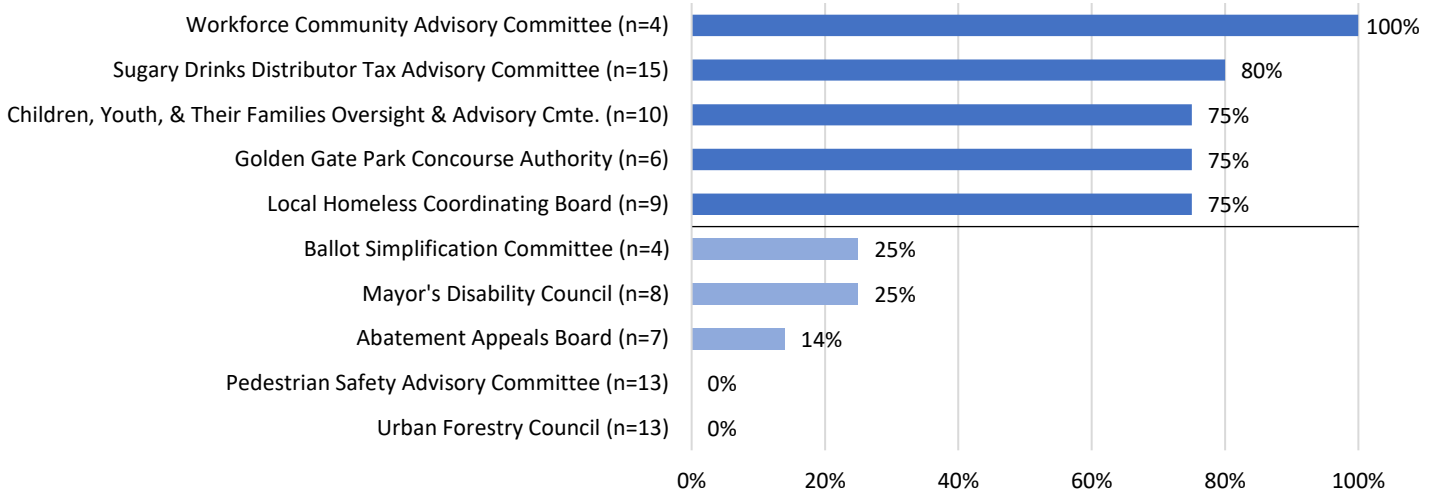
**Figure 9: Commissions and Boards with Lowest Percentage of People of Color, 2019 Compared to 2017, 2015**



Source: SF DOSW Data Collection & Analysis.

In addition to Commissions and Boards, Advisory Bodies were examined for the highest and lowest percentages of people of color. This is the first year such bodies have been included, thus comparison to previous years is unavailable. All members of the Workforce Community Advisory Committee are people of color. People of color comprise 80% of the Sugary Drinks Distributor Tax Advisory Committee, and 75% of appointees on the Children, Youth and Their Families Oversight and Advisory Committee, the Golden Gate Park Concourse Authority, and the Local Homeless Coordinating Board. Out of the five Advisory Bodies with the lowest representation of people of color, the Ballot Simplification Committee and the Mayor’s Disability Council have 25% appointees of color, and the Abatement Appeals Board has 14% appointees of color. The Urban Forestry and the Pedestrian Safety Advisory Committee have no people of color currently serving.

**Figure 10: Advisory Bodies with the Highest and Lowest Percentage of People of Color, 2019**

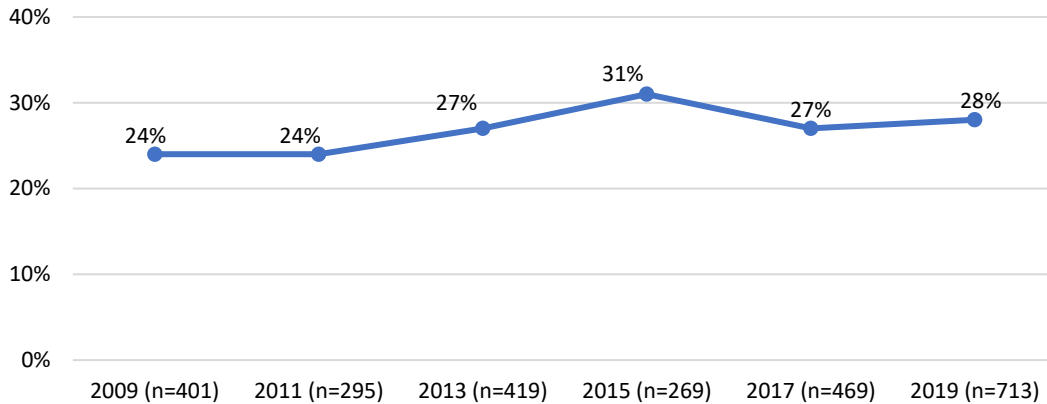


Source: SF DOSW Data Collection & Analysis.

**C. Race and Ethnicity by Gender**

White men and women are overrepresented on San Francisco policy bodies, while Asian and Latinx men and women are underrepresented. While women of color continue to be underrepresented at 28% compared to the San Francisco population of 32%, this is a slight increase from 2017 which showed 27% women of color. Meanwhile, men of color are 21% of appointees compared to 31% of the San Francisco population.

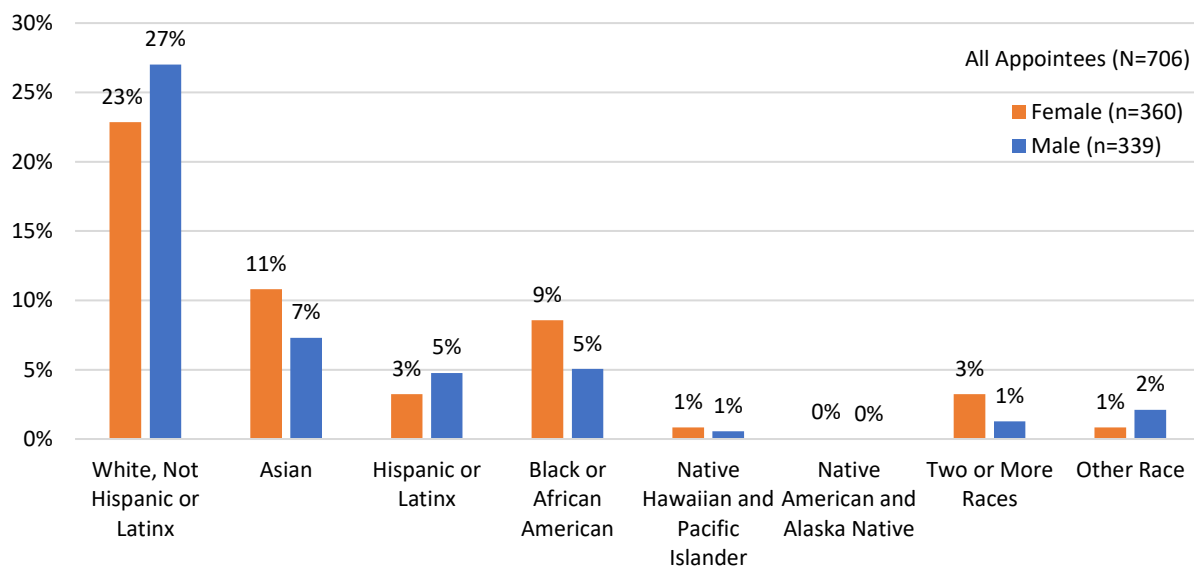
**Figure 11: 10-Year Comparison of Representation of Women of Color on Policy Bodies**



Source: SF DOSW Data Collection & Analysis.

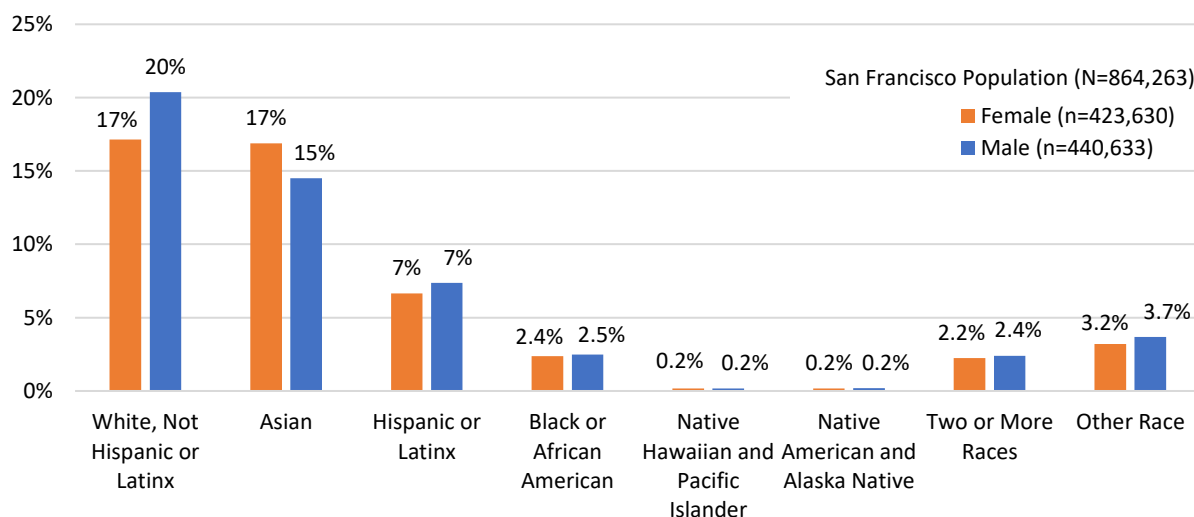
The following figures present the breakdown for appointees and the San Francisco population by race and ethnicity and gender. White men and women are overrepresented, holding 27% and 23% of appointments, respectively, compared to 20% and 17% of the population, respectively. Asian men and women are both greatly underrepresented with Asian women making up 11% of appointees compared to 17% of the population while Asian men comprise 7% of appointees and 15% of the population. Latinx men and women are also underrepresented, particularly Latinx women, who are 3% of appointees and 7% of the population, while Latinx men are 5% of appointees and 7% of the population. Black or African American men and women are well-represented with Black women comprising 9% of appointees and Black men comprising 5% of appointees. Pacific Islander men and women, and multiethnic women also exceed parity with the population. Although Native American men and women make up only 0.4% of San Francisco’s population, none of the surveyed appointees identified themselves as such.

**Figure 12: Appointees by Race/Ethnicity and Gender, 2019**



Source: SF DOSW Data Collection & Analysis.

**Figure 13: San Francisco Population by Race/Ethnicity, 2019**



Source: 2017 American Community Survey 5-Year Estimates.

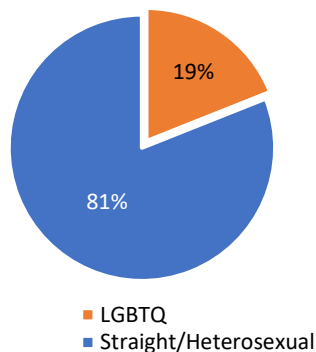
## D. LGBTQ Identity

Lesbian, gay, bisexual, transgender, queer, and questioning (LGBTQ) identity data was collected from 548, or 75%, of the 741 surveyed appointees, which is much more data on LGBTQ identity compared to previous reports. Due to limited and outdated information on the population of the LGBTQ community in San Francisco, it is difficult to adequately assess the representation of the LGBTQ community. However, compared to available San Francisco, larger Bay Area, and national data, the LGBTQ community is well represented on San Francisco policy bodies. Recent research estimates the national LGBT population is 4.5%.<sup>5</sup> The LGBT population of the San Francisco and greater Bay Area is estimated to rank the highest of U.S. cities at 6.2%,<sup>6</sup> while a 2006 survey found that 15.4% of adults in San Francisco identify as LGBT<sup>7</sup>.

Of the appointees who responded to this question, 19% identify as LGBTQ and 81% identify as straight or heterosexual. Of the LGBTQ appointees, 48% identify as gay, 23% as lesbian, 17% as bisexual, 7% as queer, 5% as transgender, and 1% as questioning. Data on LGBTQ identity by race was not captured. Efforts to capture data on LGBTQ identity by race for future reports would enable more intersectional analysis.

**Figure 14: LGBTQ Identity of Appointees, 2019**

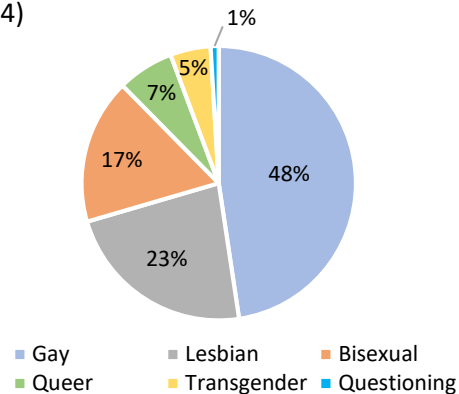
(N=548)



Source: SF DOSW Data Collection & Analysis.

**Figure 15: LGBTQ Population of Appointees, 2019**

(N=104)



Source: SF DOSW Data Collection & Analysis.

## E. Disability Status

Overall, 12% of adults in San Francisco have one or more disabilities, and when broken down by gender, 6.2% are women and 5.7% are men. Disability data for transgender and gender non-conforming individuals in San Francisco is currently unavailable. Data on disability was obtained from 516, or 70%, of the 714 appointees who participated in the survey. Of the 516 appointees, 11.2% reported to have one

<sup>5</sup> Frank Newport, "In U.S., Estimate of LGBT Population Rises to 4.5%," *GALLUP* (May 22, 2018) <https://news.gallup.com/poll/234863/estimate-lgbt-population-rises.aspx>.

<sup>6</sup> Gary J. Gates and Frank Newport, "San Francisco Metro Area Ranks Highest in LBGT Percentage," *GALLUP* (March 20, 2015) [https://news.gallup.com/poll/182051/san-francisco-metro-area-ranks-highest-lgbt-percentage.aspx?utm\\_source=Social%20Issues&utm\\_medium=newsfeed&utm\\_campaign=tiles](https://news.gallup.com/poll/182051/san-francisco-metro-area-ranks-highest-lgbt-percentage.aspx?utm_source=Social%20Issues&utm_medium=newsfeed&utm_campaign=tiles).

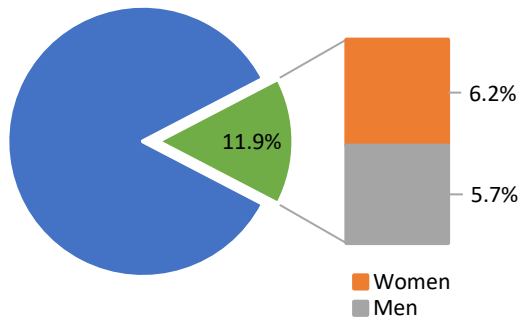
<sup>7</sup> Gary J. Gates, "Same Sex Couples and the Gay, Lesbian, Bisexual Population: New Estimates from the American Community Survey," *The Williams Institute on Sexual Orientation Law and Public Policy, UCLA School of Law* (2006).



or more disabilities, which is near parity with the San Francisco population. Of the 11.2% appointees with one or more disabilities, 6.8% are women, 3.9% are men, 0.4% are trans women, and 0.2% are trans men.

**Figure 16: San Francisco Adult Population with a Disability by Gender, 2017**

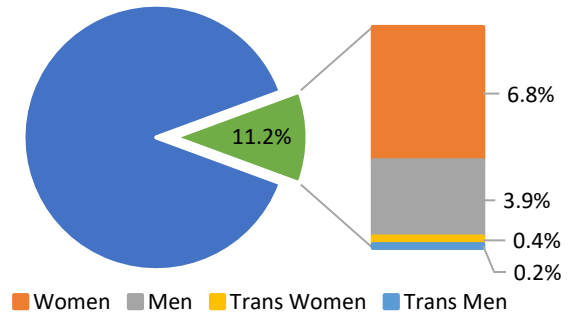
(N=744,243)



Source: 2017 American Community Survey 5-Year Estimates.

**Figure 17: Appointees with One or More Disabilities by Gender, 2019**

(N=516)



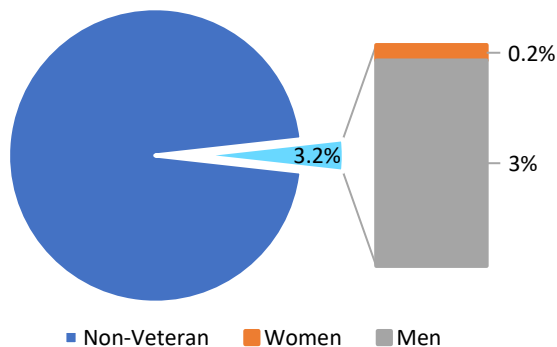
Source: SF DOSW Data Collection & Analysis.

## F. Veteran Status

Overall, 3.2% of the adult population in San Francisco has served in the military. There is a considerable difference by gender, as male veterans are 3% and female veterans are 0.2% of the population. Data on veteran status was obtained from 494, or 67%, of appointees who participated in the survey. Of the 494 appointees who responded to this question, 7.1% have served in the military. Like the San Francisco population, there is a large difference by gender, as men comprise 5.7% and women make up only 1.2% of the total number of veteran appointees. Of participating appointees, 0.2% of veterans are trans women. Veteran status data on transgender and gender non-conforming individuals in San Francisco is currently unavailable.

**Figure 18: San Francisco Adult Population with Military Service by Gender, 2017**

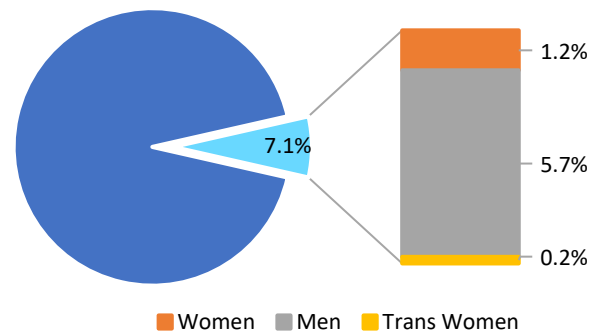
(N=747,896)



Source: 2017 American Community Survey 5-Year Estimates.

**Figure 19: Appointees with Military Service, 2019**

(N=494)



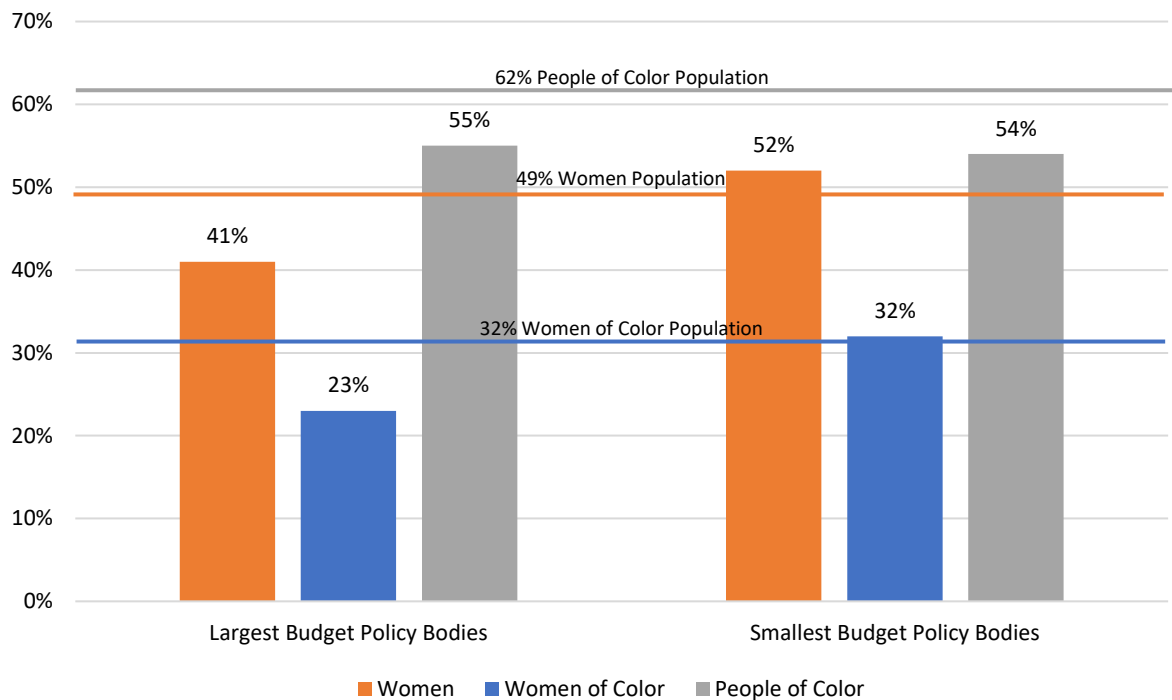
Source: SF DOSW Data Collection & Analysis.

## G. Policy Bodies by Budget

This report also examines whether policy bodies with the largest and smallest budget sizes and other characteristics are demographically representative of the San Francisco population. In this section, budget size is used as a proxy for influence. Although this report has expanded the scope of analysis to include more policy bodies compared to previous reports, this section of analysis was limited to Commissions and Boards with decision-making authority and whose members file financial disclosures with the Ethics Commission. The purpose of this analysis is to evaluate the demographics for the spectrum of budgetary influence of policy bodies with decision-making authority in San Francisco.

Overall, appointees from the 10 largest budgeted Commissions and Boards are 55% people of color, 41% women, and 23% women of color. Appointees from the 10 smallest budgeted Commissions and Boards are 54% people of color, 52% women, and 32% women of color. Although still below parity with the San Francisco population, the representation of people of color on both the largest and smallest budgeted policy bodies is greater than the percentage of people of color for all appointees combined (50%). For women and women of color, their representation meets or exceeds parity with the population on the 10 smallest budgeted bodies. However, it falls far below parity for the 10 largest budgeted bodies. The representation of total women and women of color is greater on smaller budgeted policy bodies by 27%, and 39%, respectively.

**Figure 20: Percent of Women, Women of Color, and People of Color on Commissions and Boards with Largest and Smallest Budgets in Fiscal Year 2018-2019**



Source: SF DOSW Data Collection & Analysis.

**Figure 21: Demographics of Commissions and Boards with Largest Budgets, 2019**

Body	FY18-19 Budget	Total Seats	Filled seats	Women	Women of Color	People of Color
Health Commission	\$2,200,000,000	7	7	29%	14%	86%
Public Utilities Commission	\$1,296,600,000	5	3	67%	0%	0%
MTA Board of Directors and Parking Authority Commission	\$1,200,000,000	7	7	57%	14%	43%
Airport Commission	\$1,000,000,000	5	5	40%	20%	40%
Commission on Community Investment and Infrastructure	\$745,000,000	5	5	60%	60%	100%
Police Commission	\$687,139,793	7	7	43%	43%	71%
Health Authority (Plan Governing Board)	\$666,000,000	19	15	33%	27%	47%
Human Services Commission	\$529,900,000	5	5	40%	0%	40%
Fire Commission	\$400,721,970	5	5	20%	20%	40%
Aging and Adult Services Commission	\$334,700,000	7	7	43%	14%	57%
<b>Total</b>	<b>\$9,060,061,763</b>	<b>72</b>	<b>66</b>	<b>41%</b>	<b>23%</b>	<b>55%</b>

Source: SF DOSW Data Collection & Analysis.

**Figure 22: Demographics of Commissions and Boards with Smallest Budgets, 2019**

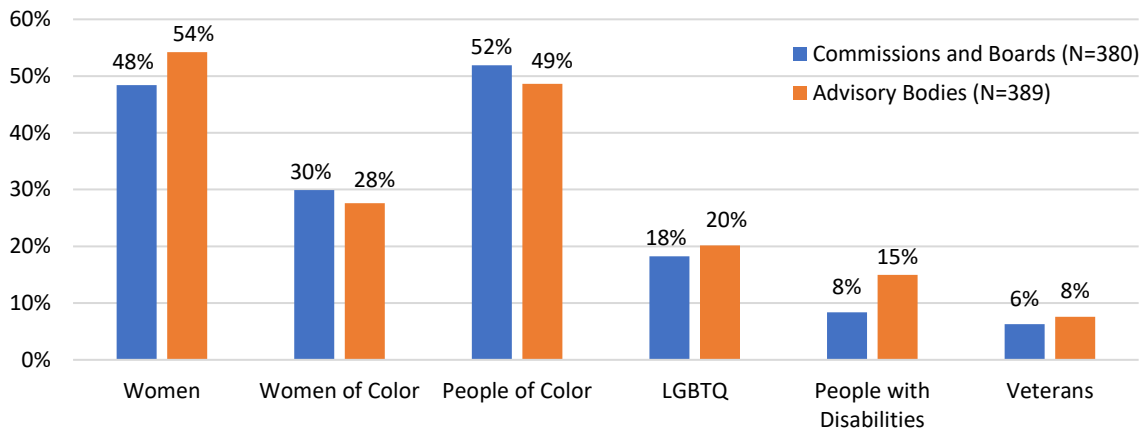
Body	FY18-19 Budget	Total Seats	Filled Seats	Women	Women of color	People of Color
Rent Board Commission	\$8,543,912	10	9	44%	11%	33%
Commission on the Status of Women	\$8,048,712	7	7	100%	71%	71%
Ethics Commission	\$6,458,045	5	4	100%	50%	50%
Human Rights Commission	\$4,299,600	12	10	50%	50%	70%
Small Business Commission	\$2,242,007	7	7	43%	29%	43%
Civil Service Commission	\$1,262,072	5	4	50%	0%	25%
Board of Appeals	\$1,072,300	5	5	40%	20%	40%
Entertainment Commission	\$1,003,898	7	7	29%	14%	57%
Assessment Appeals Board No.1, 2, & 3	\$663,423	24	18	39%	22%	44%
Youth Commission	\$305,711	17	16	56%	44%	75%
<b>Total</b>	<b>\$33,899,680</b>	<b>99</b>	<b>87</b>	<b>52%</b>	<b>32%</b>	<b>54%</b>

Source: SF DOSW Data Collection & Analysis.

## H. Comparison of Advisory Body and Commission and Board Demographics

The comparison of the two policy body categories in this section provides another proxy for influence, as Commissions and Boards whose members file disclosures of economic interest have greater decision-making authority in San Francisco than Advisory Bodies whose members do not file economic interest disclosures. The percentages of total women, LGBTQ people, people with disabilities, and veterans are larger for total appointees on Advisory Bodies. However, the percentages of women of color and people of color on Commissions and Boards slightly exceeds the percentages of women of color and people of color on Advisory Bodies.

**Figure 23: Demographics of Appointees on Commission and Boards and Advisory Bodies, 2019**

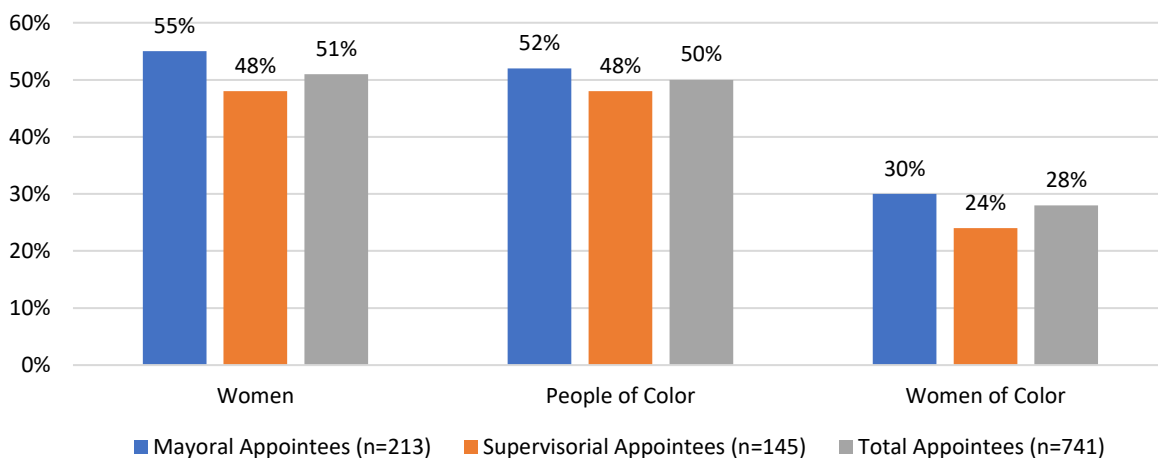


Source: SF DOSW Data Collection & Analysis.

### I. Demographics of Mayoral, Supervisorial, and Total Appointees

Figure 24 compares the representation of women, women of color, and people of color for appointments made by the Mayor, Board of Supervisors, and by the total of all approving authorities combined. Mayoral appointments are more diverse, and consist of more women, women of color, and people of color compared to Supervisorial appointments. Mayoral appointments include 55% women, 30% women of color, and 52% people of color, while Supervisorial appointments are 48% women, 24% women of color, and 48% people of color. The total of all approving authorities combined average out at 51% women, 28% women of color, and 50% people of color. This disparity in diversity between Mayoral and Supervisorial appointments may be due in part to the appointment section process for each authority. The 11-member Board of Supervisors only sees applicants for specific bodies through the 3-member Rules Committee or by designees, stipulated in legislation (e.g. “renter,” “landlord,” “consumer advocate”), whereas the Mayor typically has the ability to take total appointments into account during selections, and can therefore better address gaps in diversity.

**Figure 24: Demographics of Mayoral, Supervisorial, and Total Appointees, 2019**



Source: SF DOSW Data Collection & Analysis.

### III. Conclusion

---

Since the first gender analysis of Commissions and Boards in 2007, the representation of women appointees on San Francisco policy bodies has gradually increased. The *2019 Gender Analysis* finds the percentage of women appointees is 51%, which slightly exceeds the population of women in San Francisco.

When appointee demographics are analyzed by gender and race, women of color continue to be underrepresented on San Francisco policy bodies compared to the San Francisco population. Most notably underrepresented are Asian women who make up 17% of the population but only 11% of appointees, and Latinx women who make up 7% of the population but only 3% of appointees. Additionally, men of color are underrepresented relative to their San Francisco population, primarily Asian and Latinx men.

Furthermore, when analyzing the demographic composition of larger and smaller budgeted Commissions and Boards, women are underrepresented on those with the largest budgets, and overrepresented or reach parity with the population on smaller budgeted Commissions and Boards. These two trends are amplified for women of color appointees. Women comprise 41% of total appointees on the largest budgeted policy bodies, which is 8 percentage points below the population, and women of color comprise 23% of total appointees on the largest budgeted policy bodies, 9 percentage points below their San Francisco population. Comparatively, women are 52% of total appointees on the smallest budgeted policy bodies, and women of color are 32% of appointees, which is equal to the San Francisco population. However, the issue of largest and smallest budgeted policy bodies does not seem to impact the representation of people of color. People of color make up 55% of appointees on the largest budgeted policy bodies and 54% of appointees on the smallest budgeted policy bodies compared to 50% of total appointees. Nonetheless, these percentages still fall below the San Francisco population of people of color at 62%.

In addition to using budget size as a proxy for influence, this report analyzed demographic characteristics of appointees on Commissions and Boards who file disclosures of economic interest and have decision-making authority, and appointees on Advisory Bodies who do not file economic interest disclosures. Over half (54%) of appointees on Advisory Bodies are women, while 48% of appointees on Commissions and Boards are women. Although 48% is only slightly below the San Francisco population of women, women comprise a decently higher percentage of appointees on Advisory Bodies compared to Commissions and Boards.

This year's report features more data on LGBTQ identity, veteran status, and disability than previous gender analyses. The *2019 Gender Analysis* found a relatively high representation of LGBTQ individuals on San Francisco policy bodies. For the appointees that provided LGBTQ identity information, 19% identify as LGBTQ with the largest subset being gay men at 48%. It is recommended for future gender analyses to collect LGBTQ data by race and gender to provide additional intersectional analysis. The representation of appointees with disabilities is 11%, just below the 12% population. Veterans are highly represented on San Francisco policy bodies at 7% compared to the veteran population of 3%.

Additionally, this report evaluates and compares the representation of women, women of color, and people of color appointees by the Mayor, Board of Supervisors, and by the total of all approving authorities combined. Mayoral appointees include 55% women, 30% women of color, and 52% people

of color, which overall is more diverse by gender and race compared to both Supervisorial appointees and total appointees.

This report is intended to advise the Mayor, Board of Supervisors, and other appointing authorities, as they select appointments for policy bodies of the City and County of San Francisco. In spirit of the 2008 City Charter Amendment that establishes this biennial Gender Analysis report requirement and the importance of diversity on San Francisco policy bodies, efforts to address gaps in diversity and inclusion should remain at the forefront when making appointments in order to accurately reflect the population of San Francisco.

## IV. Methodology and Limitations

---

This report focuses on City and County of San Francisco Commissions, Boards, Task Forces, Councils, and Committees that have the majority of members appointed by the Mayor and Board of Supervisors and that have jurisdiction limited to the City. The gender analysis reflects data from the policy bodies that provided information to the Department on the Status of Women through digital and paper survey.

Data was requested from 90 policy bodies and acquired from 84 different policy bodies and a total of 741 appointees. A Commissioner or Board member's gender identity, race/ethnicity, sexual orientation, disability status, and veteran status were among data elements collected on a voluntary basis. Data on lesbian, gay, bisexual, transgender, queer, or questioning (LGBTQ) identity, disability, and veteran status of appointees were incomplete or unavailable for some appointees but are included to the extent possible. As the fundamental objective of this report is to surface patterns of underrepresentation, every attempt has been made to reflect accurate and complete information in this report. Data for some policy bodies was incomplete, and all appointees who responded were included in the total demographic categories. Only policy bodies with full data on gender and race for all appointees were included in sections comparing demographics of individual bodies. It should be noted that for policy bodies with a small number of members, the change of a single individual greatly impacts the percentages of demographic categories. As such, these percentages should be interpreted with this in mind.

The surveyed policy bodies fall under two categories designated by the San Francisco Office of the City Attorney document entitled *List of City Boards, Commissions, and Advisory Bodies Created by Charter, Ordinance, or Statute*.<sup>8</sup> This document separates San Francisco policy bodies into two different categories. The first category includes Commissions and Boards with decision-making authority and whose members are required to submit financial disclosures with the Ethics Commission, and the second category encompasses Advisory Bodies whose members do not submit financial disclosures with the Ethics Commission. Depending on the analysis criteria in each section of this report, the surveyed policy bodies and appointees are either examined comprehensively as a whole or examined separately in the two categories designated by the Office of the City Attorney.

Data from the U.S. Census 2013-2017 American Community Survey 5-Year Estimates provides a comparison to the San Francisco population. Figures 26 and 27 in the Appendix display these population estimates by race/ethnicity and gender.

---

<sup>8</sup> "List of City Boards, Commissions, and Advisory Bodies Created by Charter, Ordinance, or Statute," Office of the City Attorney, <https://www.sfcityattorney.org/wp-content/uploads/2016/01/Commission-List-08252017.pdf>, (August 25, 2017).

## Appendix

**Figure 25: Policy Body Demographics, 2019<sup>9</sup>**

Policy Body	Total Seats	Filled Seats	FY18-19 Budget	Women	Women of Color	People of Color
Abatement Appeals Board	7	7	\$76,500,000	14%	0%	14%
Aging and Adult Services Commission	7	7	\$334,700,000	57%	33%	57%
Airport Commission	5	5	\$1,000,000,000	40%	50%	40%
Arts Commission	15	15	\$37,000,000	67%	50%	60%
Asian Art Commission	27	27	\$30,000,000	63%	71%	59%
Assessment Appeals Board No.1	8	5	\$663,423	20%	0%	20%
Assessment Appeals Board No.2	8	8	-	50%	75%	63%
Assessment Appeals Board No.3	8	4	-	50%	50%	50%
Ballot Simplification Committee	5	4	\$0	75%	33%	25%
Bayview Hunters Point Citizens Advisory Committee	12	9	\$0	33%	100%	67%
Board of Appeals	5	5	\$1,072,300	40%	50%	40%
Board of Examiners	13	13	\$0	0%	0%	46%
Building Inspection Commission	7	7	\$76,500,000	14%	0%	14%
Child Care Planning and Advisory Council	25	19	\$26,841	84%	50%	50%
Children and Families Commission (First 5)	9	8	\$28,002,978	100%	75%	75%
Children, Youth, and Their Families Oversight and Advisory Committee	11	10	\$155,224,346	50%	80%	75%
Citizen's Committee on Community Development	9	8	\$39,696,467	75%	67%	63%
City Hall Preservation Advisory Commission	5	5	\$0	60%	33%	20%
Civil Service Commission	5	4	\$1,262,072	50%	0%	25%
Commission on Community Investment and Infrastructure	5	5	\$745,000,000	60%	100%	100%
Commission on the Aging Advisory Council	22	15	\$0	80%	33%	31%
Commission on the Environment	7	6	\$27,280,925	67%	50%	50%
Commission on the Status of Women	7	7	\$8,048,712	100%	71%	71%
Dignity Fund Oversight and Advisory Committee	11	11	\$3,000,000	82%	33%	45%
Eastern Neighborhoods Citizens Advisory Committee	19	13	\$0	38%	40%	44%
Elections Commission	7	7	\$15,238,360	57%	25%	29%
Entertainment Commission	7	7	\$1,003,898	29%	50%	57%
Ethics Commission	5	4	\$6,458,045	100%	50%	50%
Film Commission	11	11	\$0	55%	67%	50%
Fire Commission	5	5	\$400,721,970	20%	100%	40%
Golden Gate Park Concourse Authority	7	6	\$0	50%	67%	75%

<sup>9</sup> Figure 25 only includes policy bodies with complete data on gender for all appointees. Some bodies had incomplete data on race/ethnicity of appointees. For these, percentages for people of color are calculated out of known race/ethnicity.



Policy Body	Total Seats	Filled Seats	FY18-19 Budget	Women	Women of Color	People of Color
Health Authority (Plan Governing Board)	19	15	\$666,000,000	33%	80%	50%
Health Commission	7	7	\$2,200,000,000	43%	50%	86%
Health Service Board	7	6	\$11,632,022	33%	0%	50%
Historic Preservation Commission	7	7	\$53,832,000	43%	33%	14%
Housing Authority Commission	7	6	\$60,894,150	50%	100%	83%
Human Rights Commission	12	10	\$4,299,600	60%	100%	70%
Human Services Commission	5	5	\$529,900,000	40%	0%	40%
Immigrant Rights Commission	15	13	\$0	54%	86%	85%
In-Home Supportive Services Public Authority	13	9	\$70,729,667	44%	50%	56%
Juvenile Probation Commission	7	6	\$48,824,199	33%	100%	100%
Library Commission	7	7	\$160,000,000	71%	40%	57%
Local Homeless Coordinating Board	9	9	\$40,000,000	56%	60%	75%
Mayor's Disability Council	11	8	\$0	75%	17%	25%
Mental Health Board	17	15	\$184,962	73%	64%	73%
MTA Board of Directors and Parking Authority Commission	7	7	\$1,200,000,000	57%	25%	43%
Office of Early Care and Education Citizens' Advisory Committee	9	9	\$0	89%	50%	56%
Oversight Board (COII)	7	6	\$745,000,000	17%	100%	67%
Pedestrian Safety Advisory Committee	17	13	\$0	46%	17%	8%
Planning Commission	7	6	\$53,832,000	50%	67%	33%
Police Commission	7	7	\$687,139,793	43%	100%	71%
Port Commission	5	5	\$192,600,000	60%	67%	60%
Public Utilities Citizen's Advisory Committee	17	13	\$0	54%	14%	31%
Public Utilities Commission	5	3	\$1,296,600,000	67%	0%	0%
Public Utilities Rate Fairness Board	7	6	\$0	33%	100%	67%
Public Utilities Revenue Bond Oversight Committee	7	5	\$0	40%	50%	40%
Recreation and Park Commission	7	7	\$230,900,000	29%	50%	43%
Reentry Council	24	23	\$0	43%	70%	70%
Rent Board Commission	10	9	\$8,543,912	44%	25%	33%
Residential Users Appeal Board	3	2	\$0	0%	0%	50%
Retirement System Board	7	7	\$95,000,000	43%	67%	29%
Sentencing Commission	13	13	\$0	31%	25%	67%
Small Business Commission	7	7	\$2,242,007	43%	67%	43%
SRO Task Force	12	12	\$0	42%	25%	55%
Sugary Drinks Distributor Tax Advisory Committee	16	15	\$0	67%	70%	80%
Sunshine Ordinance Task Force	11	11	\$0	27%	67%	36%
Sweatfree Procurement Advisory Group	11	7	\$0	43%	67%	43%
Treasure Island Development Authority	7	6	\$18,484,130	50%	N/A	N/A

Policy Body	Total Seats	Filled Seats	FY18-19 Budget	Women	Women of Color	People of Color
Treasure Island/Yerba Buena Island Citizens Advisory Board	17	13	\$0	54%	N/A	N/A
Urban Forestry Council	15	13	\$153,626	8%	0%	0%
Veterans Affairs Commission	17	11	\$0	36%	50%	55%
War Memorial Board of Trustees	11	11	\$18,185,686	55%	33%	18%
Workforce Community Advisory Committee	8	4	\$0	100%	100%	100%
Youth Commission	17	16	\$305,711	56%	78%	75%

Source: SF DOSW Data Collection & Analysis, 2019.

**Figure 26: San Francisco Population Estimates by Race/Ethnicity, 2017**

Race/Ethnicity	Total	
	Estimate	Percent
<b>San Francisco County California</b>	864,263	-
White, Not Hispanic or Latino	353,000	38%
Asian	295,347	31%
Hispanic or Latinx	131,949	14%
Some other Race	64,800	7%
Black or African American	45,654	5%
Two or More Races	43,664	5%
Native Hawaiian and Pacific Islander	3,226	0.3%
Native American and Alaska Native	3,306	0.4%

Source: 2017 American Community Survey 5-Year Estimates.

**Figure 27: San Francisco Population Estimates by Race/Ethnicity and Gender, 2017**

Race/Ethnicity	Total		Female		Male	
	Estimate	Percent	Estimate	Percent	Estimate	Percent
San Francisco County California	864,263	-	423,630	49%	440,633	51%
White, Not Hispanic or Latino	353,000	38%	161,381	17%	191,619	20%
Asian	295,347	31%	158,762	17%	136,585	15%
Hispanic or Latinx	131,949	14%	62,646	7%	69,303	7%
Some Other Race	64,800	7%	30,174	3%	34,626	4%
Black or African American	45,654	5%	22,311	2.4%	23,343	2.5%
Two or More Races	43,664	5%	21,110	2.2%	22,554	2.4%
Native Hawaiian and Pacific Islander	3,226	0.3%	1,576	0.2%	1,650	0.2%
Native American and Alaska Native	3,306	0.4%	1,589	0.2%	1,717	0.2%

Source: 2017 American Community Survey 5-Year Estimates.

City and County of San Francisco  
Department on the Status of Women  
25 Van Ness Avenue, Suite 240  
San Francisco, California 94102  
[sfgov.org/dosw](http://sfgov.org/dosw)  
[dosw@sfgov.org](mailto:dosw@sfgov.org)  
415.252.2570

**From:** [Paul Wermer](#)  
**To:** [Peskin, Aaron \(BOS\)](#); [Young, Victor \(BOS\)](#); [ChanStaff \(BOS\)](#); [MandelmanStaff, \[BOS\]](#)  
**Cc:** [Stefani, Catherine \(BOS\)](#); [Jason Wright](#)  
**Subject:** Rues Committee: Support for Jason Wright to Historic Preservation Commission  
**Date:** Thursday, July 8, 2021 8:07:00 PM

---

This message is from outside the City email system. Do not open links or attachments from untrusted sources.

Dear Members of the Rules Committee,

I urge you to support the Mayor's nomination of Jason Wright to the Historic Preservation Commission (agenda item 5, file 210696).

I have known Jason for several years, through his work as a Board member of the Presidio Historical Association, and heartily endorse his appointment.

My experience is the he listens carefully to arguments, raises good questions to clarify issues, and has a solid understanding of the principles involved in historic preservation. I respect his judgement - not only on matters of historic preservation - because of his approach to understanding the issue before us, and making sure available information is considered before reaching a decision.

He will make an excellent member of the Commission - please approve the motion to appoint him.

Sincerely yours,  
Paul

--  
Paul Wermer  
2309 California St  
San Francisco, CA 94115

[paul@pw-sc.com](mailto:paul@pw-sc.com)

**From:** [Paul Wermer](#)  
**To:** [Peskin, Aaron \(BOS\)](#); [Young, Victor \(BOS\)](#); [ChanStaff \(BOS\)](#); [MandelmanStaff, \[BOS\]](#)  
**Cc:** [Stefani, Catherine \(BOS\)](#); [Jason Wright](#)  
**Subject:** Rues Committee: Support for Jason Wright to Historic Preservation Commission  
**Date:** Thursday, July 8, 2021 8:07:00 PM

---

This message is from outside the City email system. Do not open links or attachments from untrusted sources.

Dear Members of the Rules Committee,

I urge you to support the Mayor's nomination of Jason Wright to the Historic Preservation Commission (agenda item 5, file 210696).

I have known Jason for several years, through his work as a Board member of the Presidio Historical Association, and heartily endorse his appointment.

My experience is the he listens carefully to arguments, raises good questions to clarify issues, and has a solid understanding of the principles involved in historic preservation. I respect his judgement - not only on matters of historic preservation - because of his approach to understanding the issue before us, and making sure available information is considered before reaching a decision.

He will make an excellent member of the Commission - please approve the motion to appoint him.

Sincerely yours,  
Paul

--  
Paul Wermer  
2309 California St  
San Francisco, CA 94115

[paul@pw-sc.com](mailto:paul@pw-sc.com)

July 10, 2021

Rules Committee  
City and County of San Francisco  
City Hall  
1 Dr. Carlton B. Goodlett Place  
San Francisco, California 94102-4689


Dear Members of the Rules Committee,

I strongly endorse the Mayor's nomination of Jason Wright to the Historic Preservation Commission (agenda item 5, file 210696). I am confident, as a fellow glbt historic preservation architect, that Jason will provide sound and diverse perspectives and collaborative judgement for the city of San Francisco.

Jason and I share a mutual interest in, and understanding of, historic preservation's role as an inclusive and unique developmental opportunity and challenge for all communities of the city. Prior to meeting Jason, I organized the June 2001 national conference held in San Francisco entitled *Looking Back and Forward: Significant Places in the GLBT Community*. Subsequently, we have worked together on various projects including the GLBT Historical Society's GLBT built environment resources context statement and preservation of the SF Presidio sites.

Jason will be an excellent new member of the Commission. Please approve the Mayor's nomination for appointment of Jason Wright to the Historic Preservation Commission.

Sincerely,

A handwritten signature in black ink, appearing to read "Gerald Takano", with a long, sweeping horizontal line extending to the right.

Gerald Takano, Architect  
14250 Cherry Street  
Guerneville, California 95446  
[gertkno@aol.com](mailto:gertkno@aol.com) 415 420 5508 cell

CHARLES EDWIN CHASE, AIA

July 9, 2021

Rules Committee  
c/o Victor Young, Clerk  
San Francisco Board of Supervisors  
City and County of San Francisco  
1 Dr. Carlton B. Goodlett Place  
San Francisco, CA 94102-4689

RE: Appointment of Jason Wright to the Historic Preservation Commission - Support  
July 12, 2021, Agenda Item 5 (210696)

Dear Supervisor Peskin, Mandelman, and Chen:

I would like to offer my support of Jason Wright's appointment to San Francisco's Historic Preservation Commission. As a former member and president of this Commission, I understand the importance of qualified appointees who have expertise in the preservation and conservation of historic resources, and to make sound informed decisions that will benefit San Francisco.

I have worked with and known Jason for more than fifteen (15) years. I know Jason will share his expertise and will contribute his time and talent to the commission's duties. He possesses a character and demeanor that is fair and objective that will add the LGBTQ+ perspective to the commission's deliberations will will take care to be sensitive to the preservation of all of San Francisco's diverse communities.

I whole heartedly recommend Jason Wright and urge your support.

Sincerely,

A handwritten signature in blue ink that reads "Charles Edwin Chase". The signature is fluid and cursive, with a long horizontal flourish extending to the right.

Charles Edwin Chase, AIA  
Principal Emeritus  
Architectural Resources Group

CEC/s



9 July 2021

Board of Supervisors, City and County of San Francisco

Dear President Walton and Members of the Board:

I am writing to give the Presidio Historical Association's unqualified support for the candidacy of Jason Wright to the San Francisco Historic Preservation Commission.

He has been a member of our own Board for over fifteen years. The Presidio Historical Association is devoted to the interpretation of history in the Presidio, and to the preservation and protection of that National Historic Landmark District and its over 400 historic structures.

Jason's knowledge of Preservation Law, the Secretary of the Interior's Standards for the Treatment of Historic Structures, and his technical understanding of how to preserve, rehabilitate and restore cultural properties has been invaluable to our organization in our interactions with the Presidio Trust, the National Park Service and the Parks Conservancy.

His approach to all issues is thoughtful and considered and he will be a great asset to the Commission.

Sincerely,

Lucia Bogatay, President of the Presidio Historical Association

Cc: Mayor London Breed



# LUCIA BOGATAY

3676 20th Street San Francisco, CA 94110 (415) 826-3395 Cell (415) 994-1498

9 July 2021

Board of Supervisors, City and Country of San Francisco  
1 Dr. Carlton B. Goodlett Place  
City Hall, Room 244  
San Francisco, CA 94102-4689

Re: Candidacy of Jason Wright for the Historic Preservation Commission

Dear President Walton and Members of the Board:

I am writing to give my strong personal support for Jason Wright. We have served together on the Presidio Historical Association Board for more than fifteen years. He is an ideal candidate both politically and professionally. He is highly trained in historic preservation technology. He is generous with his time. He has given tirelessly of his extensive knowledge of historic preservation law and practice to the Presidio Historical Association. I think he is perfect for the Commission because of his love for the City, his knowledge, his even-handedness, his dedication, and his intelligence.

As someone who has served as Vice President of San Francisco's Unreinforced Masonry Appeals Board and been a member of the Landmarks Preservation Advisory Board I understand the importance of public service and I know that Jason would be a wonderful addition to the Historic Preservation Commission.

Sincerely,

A handwritten signature in black ink that reads "Lucia Bogatay". The signature is fluid and cursive, with a large loop at the end of the last name.

Lucia Bogatay, Architect

From: **Paul Wermer** <[pw-sc\\_paul@sonic.net](mailto:pw-sc_paul@sonic.net)>

Date: Thu, Jul 8, 2021 at 8:06 PM

Subject: Rues Committee: Support for Jason Wright to Historic Preservation Commission

To: <[Aaron.Peskin@sfgov.org](mailto:Aaron.Peskin@sfgov.org)>, <[victor.young@sfgov.org](mailto:victor.young@sfgov.org)>, <[chanstaff@sfgov.org](mailto:chanstaff@sfgov.org)>, <[MandelmanStaff@sfgov.org](mailto:MandelmanStaff@sfgov.org)>

Cc: Stefani, Catherine (BOS) <[catherine.stefani@sfgov.org](mailto:catherine.stefani@sfgov.org)>, Jason Wright

Dear Members of the Rules Committee,

I urge you to support the Mayor's nomination of Jason Wright to the Historic Preservation Commission (agenda item 5, file 210696).

I have known Jason for several years, through his work as a Board member of the Presidio Historical Association, and heartily endorse his appointment.

My experience is that he listens carefully to arguments, raises good questions to clarify issues, and has a solid understanding of the principles involved in historic preservation. I respect his judgement - not only on matters of historic preservation - because of his approach to understanding the issue before us, and making sure available information is considered before reaching a decision.

He will make an excellent member of the Commission - please approve the motion to appoint him.

Sincerely yours,  
Paul

--

Paul Wermer  
2309 California St  
San Francisco, CA 94115

[paul@pw-sc.com](mailto:paul@pw-sc.com)

From: **Robert Cherny** <[robt.cherny@gmail.com](mailto:robt.cherny@gmail.com)>  
Date: Fri, Jul 9, 2021 at 1:07 PM  
Subject: Fwd: nomination of Jason Wright for HPC, Monday Rules Com  
To: Jason Wright

Robert W. Cherny  
Professor *emeritus* of History  
San Francisco State University

----- Forwarded message -----

From: **Robert Cherny** <[robt.cherny@gmail.com](mailto:robt.cherny@gmail.com)>  
Date: Fri, Jul 9, 2021 at 1:07 PM  
Subject: nomination of Jason Wright for HPC, Monday Rules Com  
To: Rafael Mandelman <[rafaelmandelman@gmail.com](mailto:rafaelmandelman@gmail.com)>

Dear Rafael,

I was pleased to learn that Jason Wright is being nominated for the HPC. I've known Jason for the fifteen years or so that he's been a member of the board of the Presidio Historical Association. During that time, I've always been impressed by Jason's professional expertise when we are dealing with preservation issues. And we have all come to appreciate his commitment to preservation.

I encourage you and the committee to approve his nomination.

Bob  
Robert W. Cherny  
Professor *emeritus* of History  
San Francisco State University

From: **Robert Cherny** <[robt.cherny@gmail.com](mailto:robt.cherny@gmail.com)>  
Date: Fri, Jul 9, 2021 at 1:07 PM  
Subject: Fwd: nomination of Jason Wright, Monday Rules Com mtg  
To: Jason Wright

Robert W. Cherny  
Professor *emeritus* of History  
San Francisco State University

From: **Robert Cherny** <[robt.cherny@gmail.com](mailto:robt.cherny@gmail.com)>  
Date: Fri, Jul 9, 2021 at 1:06 PM  
Subject: nomination of Jason Wright, Monday Rules Com mtg  
To: Aaron Peskin <[aaron.peskin@earthlink.net](mailto:aaron.peskin@earthlink.net)>

Dear Aaron,

I was pleased to learn that Jason Wright is being nominated for the HPC. I've known Jason for the fifteen years or so that he's been a member of the board of the Presidio Historical Association. During that time, I've always been impressed by Jason's professional expertise when we are dealing with preservation issues. And we have all come to appreciate his commitment to preservation.

I encourage you and the committee to approve his nomination.

Bob

Robert W. Cherny  
Professor *emeritus* of History  
San Francisco State University

From: **Gerald Takano** <[gertkno@aol.com](mailto:gertkno@aol.com)>

Date: Sun, Jul 11, 2021 at 1:05 PM

Subject: July 12 2021 SF Rules Committee meeting Jason Wright support letter

To: [victor.young@sfgov.org](mailto:victor.young@sfgov.org) <[victor.young@sfgov.org](mailto:victor.young@sfgov.org)>

Submitted herewith is a letter of support letter (jpeg) for Jason Wright's nomination as a member of the Historic Preservation Commission, agenda item 5. 210696.

Thank you. Gerry Takano, architect, 14250 Cherry Street, Guerneville, Ca 95446, cell 415 420 5508.

see attached

July 10, 2021

Rules Committee  
City and County of San Francisco  
City Hall  
1 Dr. Carlton B. Goodlett Place  
San Francisco, California 94102-4689


Dear Members of the Rules Committee,

I strongly endorse the Mayor's nomination of Jason Wright to the Historic Preservation Commission (agenda item 5, file 210696). I am confident, as a fellow glbt historic preservation architect, that Jason will provide sound and diverse perspectives and collaborative judgement for the city of San Francisco.

Jason and I share a mutual interest in, and understanding of, historic preservation's role as an inclusive and unique developmental opportunity and challenge for all communities of the city. Prior to meeting Jason, I organized the June 2001 national conference held in San Francisco entitled *Looking Back and Forward: Significant Places in the GLBT Community*. Subsequently, we have worked together on various projects including the GLBT Historical Society's GLBT built environment resources context statement and preservation of the SF Presidio sites.

Jason will be an excellent new member of the Commission. Please approve the Mayor's nomination for appointment of Jason Wright to the Historic Preservation Commission.

Sincerely,

A handwritten signature in black ink, appearing to read "Gerald Takano", with a long, sweeping horizontal line extending to the right.

Gerald Takano, Architect  
14250 Cherry Street  
Guerneville, California 95446  
[gertkno@aol.com](mailto:gertkno@aol.com) 415 420 5508 cell

**From:** [Peskin, Aaron \(BOS\)](#)  
**To:** [Young, Victor \(BOS\)](#)  
**Subject:** Fwd: nomination of Jason Wright, Monday Rules Com mtg  
**Date:** Saturday, July 10, 2021 6:53:53 AM

---

Victor,

Please include in the file for file no. 210696 (item no. 5 on Monday's Rules Committee agenda). Thanks.

Aaron

**From:** Robert Cherny <[robt.cherny@gmail.com](mailto:robt.cherny@gmail.com)>  
**Date:** July 9, 2021 at 1:06:26 PM PDT  
**To:** Aaron Peskin  
**Subject:** **nomination of Jason Wright, Monday Rules Com mtg**

Dear Aaron,

I was pleased to learn that Jason Wright is being nominated for the HPC. I've known Jason for the fifteen years or so that he's been a member of the board of the Presidio Historical Association. During that time, I've always been impressed by Jason's professional expertise when we are dealing with preservation issues. And we have all come to appreciate his commitment to preservation.

I encourage you and the committee to approve his nomination.

Bob  
Robert W. Cherny  
Professor *emeritus* of History  
San Francisco State University

**From:** [Shayne Watson](mailto:Shayne.Watson@sfgov.org)  
**To:** [ChanStaff@sfgov.org](mailto:ChanStaff@sfgov.org); [Aaron.Peskin@sfgov.org](mailto:Aaron.Peskin@sfgov.org); [rafael.mandelman@sfgov.org](mailto:rafael.mandelman@sfgov.org)  
**Cc:** [Victor.Young@sfgov.org](mailto:Victor.Young@sfgov.org); [Jason Wright](mailto:Jason.Wright@sfgov.org); [Terry.Beswick@sfgov.org](mailto:Terry.Beswick@sfgov.org); [tom.temprano@sfgov.org](mailto:tom.temprano@sfgov.org); [jacob.bintliff@sfgov.org](mailto:jacob.bintliff@sfgov.org); [lee.hepner@sfgov.org](mailto:lee.hepner@sfgov.org); [sunny.angulo@sfgov.org](mailto:sunny.angulo@sfgov.org)  
**Subject:** Jason Wright for the Historic Preservation Commission  
**Date:** Monday, July 12, 2021 8:43:00 AM

---

**July 12, 2021**

**Rules Committee Meeting**

**Agenda Item 5: Mayoral Appointment, Historic Preservation Commission - Jason Wright**

Dear Supervisors Peskin, Mandelman, and Chan:

I'm an architectural historian specializing in LGBTQ history in San Francisco writing in support of Mayor London Breed's nomination of Jason Wright to the Historic Preservation Commission.

I've had the privilege of working with Jason for 18 years and our resumes share many threads. We both started our careers at Architectural Resources Group on Pier 9 in the early 2000s. Jason inspired me from the beginning with his ability to move through the office confidently as a young and "out" gay man, while I -- a late-blooming lesbian -- spread my wings at a different pace.

Jason and I collaborated on architectural preservation projects at ARG for about a decade before moving to different firms. When my career turned to LGBTQ heritage, Jason was the first to volunteer his time for the Citywide Historic Context Statement for LGBTQ History, greeting guests in 2013 at The Women's Building for our first community meeting. He is a founding member of the GLBT Historical Society's Historic Places Working Group (2016-present) and the Arts & Culture Committee of the Citywide LGBTQ+ Cultural Heritage Strategy (2016-2020). Over the past decade, anytime I sent a call for community support for LGBTQ history in San Francisco, Jason was first in line.

In addition to being an enthusiastic LGBTQ heritage preservationist, Jason would be a wonderful addition to the Historic Preservation Commission because he's a seasoned preservation professional and he understands the fundamentals of historic preservation practice, policy, and law. I'm confident that the Historic Preservation Commission will benefit enormously from Jason Wright's thoughtful and kind presence. Thank you for considering him.

Respectfully,  
Shayne

Shayne Elizabeth Watson  
Architectural Historian  
Watson Heritage Consulting  
Mill Valley, CA