

File No. 240622

Committee Item No. 2

Board Item No. _____

COMMITTEE/BOARD OF SUPERVISORS

AGENDA PACKET CONTENTS LIST

Committee: Budget and Appropriations Committee Date June 21, 2024

Board of Supervisors Meeting Date _____

Cmte Board

- Ordinance
 - [Proposed AAO FY2024-2025 and FY2025-2026](#)
 - [Proposed ASO FY2024-2025 and FY2025-2026](#)
- Budget and Legislative Analyst Report
- Department/Agency Cover Letter and/or Report
 - MYR Interim Exceptions Letter 5/31/2024
 - MYR Minimum Compensation Ordinance Letter 5/31/2024
 - MYR Technical Adjustment Letter – May Budget 5/31/2024
 - MYR Transfer of Function Letter 5/31/2024
 - MYR Transmittal Letter and Trailing Legislation List 5/31/2024
 - MYR Technical Adjustment Letter – June Budget 6/14/2024
- [Public Correspondence](#)

OTHER [Click on the hyperlinked items to view voluminous documents.](#)

- [MYR Proposed Budget Book – FYs 2024-2025 and 2025-2026](#)
- [AAO Administrative Provisions FYs 2024-2025 and 2025-2026](#)
- [Clean and Tracked Changes](#)
- [ASO Administrative Provisions FYs 2024-2025 and 2025-2026](#)
- [Clean and Tracked Changes](#)
- [ASR Presentation 6/12/2024](#)
- [ASR – Cal Board of Equalization Letter - 6/12/2024](#)
- [TIS Presentation 6/12/2024](#)
- [ADM Presentation 6/12/2024](#)
- [HSS Presentation 6/12/2024](#)
- [DHR Presentation 6/12/2024](#)
- [CSC Presentation 6/12/2024](#)
- [ETH Presentation 6/12/2024](#)
- [REG Presentation 6/12/2024](#)
- [GEN Presentation 6/12/2024](#)
- [CON Presentation 6/12/2024](#)
- [MOHCD Presentation and Org Chart 6/12/2024](#)
- [PLN Presentation 6/12/2024](#)
- [DPW Presentation 6/12/2024](#)
- [HSA Presentation 6/12/2024](#)
- [BOS Presentation 6/12/2024](#)
- [AAM Presentation 6/13/2024](#)
- [FAM Presentation 6/13/2024](#)

<input checked="" type="checkbox"/>	<input type="checkbox"/>	SCI Presentation 6/13/2024
<input checked="" type="checkbox"/>	<input type="checkbox"/>	ART Presentation 6/13/2024
<input checked="" type="checkbox"/>	<input type="checkbox"/>	WAR Presentation 6/13/2024
<input checked="" type="checkbox"/>	<input type="checkbox"/>	DCYF Presentation 6/13/2024
<input checked="" type="checkbox"/>	<input type="checkbox"/>	WOM Presentation 6/13/2024
<input checked="" type="checkbox"/>	<input type="checkbox"/>	HRC Presentation 6/13/2024
<input checked="" type="checkbox"/>	<input type="checkbox"/>	REC Presentation 6/13/2024
<input checked="" type="checkbox"/>	<input type="checkbox"/>	REC Vacant Positions by Divisions
<input checked="" type="checkbox"/>	<input type="checkbox"/>	OEWD Presentation 6/13/2024
<input checked="" type="checkbox"/>	<input type="checkbox"/>	DPH Presentation 6/13/2024
<input checked="" type="checkbox"/>	<input type="checkbox"/>	HSH Presentation and Org Chart 6/13/2024
<input checked="" type="checkbox"/>	<input type="checkbox"/>	DEC Presentation and Org Chart 6/13/2024
<input checked="" type="checkbox"/>	<input type="checkbox"/>	CAT Presentation 6/14/2024
<input checked="" type="checkbox"/>	<input type="checkbox"/>	TTX Presentation 6/14/2024
<input checked="" type="checkbox"/>	<input type="checkbox"/>	CRT Presentation 6/14/2024
<input checked="" type="checkbox"/>	<input type="checkbox"/>	DEM Presentation 6/14/2024
<input checked="" type="checkbox"/>	<input type="checkbox"/>	JPD Presentation 6/14/2024
<input checked="" type="checkbox"/>	<input type="checkbox"/>	APD Presentation 6/14/2024
<input checked="" type="checkbox"/>	<input type="checkbox"/>	PDR Presentation 6/14/2024
<input checked="" type="checkbox"/>	<input type="checkbox"/>	FIR Presentation 6/14/2024
<input checked="" type="checkbox"/>	<input type="checkbox"/>	SHF Presentation 6/14/2024
<input checked="" type="checkbox"/>	<input type="checkbox"/>	DPA Presentation 6/14/2024
<input checked="" type="checkbox"/>	<input type="checkbox"/>	SDA Presentation 6/14/2024
<input checked="" type="checkbox"/>	<input type="checkbox"/>	SAT Presentation 6/14/2024
<input checked="" type="checkbox"/>	<input type="checkbox"/>	POL Presentation 6/14/2024
<input type="checkbox"/>	<input type="checkbox"/>	

Completed by: Brent Jalipa Date June 14, 2024
 Completed by: Brent Jalipa Date _____

Click on this page to be redirected to the Legislative Research Center to view the entirety of this voluminous document

CITY AND COUNTY OF SAN FRANCISCO

MAYOR'S PROPOSED BUDGET AND APPROPRIATION ORDINANCE

AS OF JUNE 1, 2024



File No. 240595

Ordinance No. _____

**FISCAL YEAR ENDING JUNE 30, 2025 and
FISCAL YEAR ENDING JUNE 30, 2026**

[Click on this page to be redirected to the Legislative Research Center to view the entirety of this voluminous document](#)

CITY AND COUNTY OF SAN FRANCISCO

MAYOR'S PROPOSED SALARY ORDINANCE

AS OF JUNE 1, 2024



File No. 240596

Ordinance No. _____

FISCAL YEAR ENDING JUNE 30, 2025 and
FISCAL YEAR ENDING JUNE 30, 2026

Click on this page to be redirected to the Legislative Research Center to view the entirety of this voluminous document

CITY & COUNTY OF SAN FRANCISCO, CALIFORNIA

LONDON N. BREED

PROPOSED BUDGET

FISCAL YEARS 2024-2025 & 2025-2026



MAYOR'S OFFICE OF PUBLIC POLICY AND FINANCE

Anna Duning, Director, Mayor's Budget Office

Sophia Kittler, Deputy Budget Director

Jack English, Senior Fiscal and Policy Analyst

Matthew Puckett, Senior Fiscal and Policy Analyst

Fisher Zhu, Senior Fiscal and Policy Analyst

Tabitha Romero-Bothi, Fiscal and Policy Aide

Daniel Cawley, Fiscal and Policy Analyst

Luisa Coy, Fiscal and Policy Analyst

Santiago Silva, Fiscal and Policy Analyst

Tiffany Young, Fiscal and Policy Analyst

Joshua Cardenas, Junior Fiscal and Policy Analyst



June 14, 2024

Supervisor Connie Chan
Chair, Budget and Appropriations Committee
Board of Supervisors, City and County of San Francisco
City Hall, 1 Dr. Carlton B. Goodlett Place
San Francisco, CA 94102

Re: Technical Adjustments Round 1 to the Mayor's Proposed Budget

Dear Chair Chan,

Per Charter Section 9.101, I am submitting the attached adjustments to the Mayor's Proposed Budget for FY 2024-25 and FY 2025-26.

Technical adjustments include:

- Correcting a position in the Human Services Agency to reflect an Interim Exception, as detailed in the budget submittal letter, with an offsetting step adjustment;
- Removing a duplicate revenue entry in the Human Services Agency;
- Correcting work orders for the Public Utilities Commission to reflect accurate divisions and enterprises;
- Correcting authority codes in the City Planning Department, the Department of Early Childhood, and the Department of Public Works;
- Backfilling funding in the Department of Public Health to account for a Federal funding reduction to the Ryan White programs;
- Aligning community based organization expenditures with workorder funding levels in the Adult Probation Department.

This set of technical adjustments will not grow the proposed FY 2024-25 and FY 2025-26 budget and is at a cost of \$883,056 in FY 2024-25 and a cost of \$326,207 in FY 2025-26. Over the two years, the net impact will be a General Fund cost of \$1,209,263. The attached table details these changes. Please contact me with any questions or concerns.

Sincerely,

Anna Duning
Budget Director

cc: Members of the Budget and Appropriations Committee
Budget and Legislative Analyst's Office
Greg Wagner, Controller

Technical Adjustments Round 1 to the Mayor's FY 2024-25 and FY 2025-26 Proposed Budget

GFS Type	Dept	Division	Section	Dept ID	Fund	Project	Activity	Authority	Account	FY 2024-25 Change	FY 2024-25 Savings/(Cost)	FY 2025-26 Change	FY 2025-26 Savings/(Cost)
NGFS	CPC	229236	229236	229236	10840	10023007	0001	16956	581270	(80,000)	80,000	(80,000)	80,000
NGFS	CPC	229236	229236	229236	10840	10023007	0001	16956	581820	(14,000)	14,000	(14,000)	14,000
NGFS	CPC	229236	229236	229236	10840	10023007	0001	16949	581270	80,000	(80,000)	80,000	(80,000)
NGFS	CPC	229236	229236	229236	10840	10023007	0001	16949	581820	14,000	(14,000)	14,000	(14,000)
NGFS	PUC	229309	292647	292657	20160	10030001	0005	10000	581870	120,000	(120,000)	-	-
NGFS	PUC	229309	229271	229267	20160	10030000	0001	10000	598040	(120,000)	120,000	-	-
NGFS	PUC	232176	263643	267642	27180	10026775	0002	10000	581870	(120,000)	120,000	-	-
NGFS	PUC	232176	292653	153644	27180	10026772	0012	10000	581870	(120,000)	120,000	-	-
NGFS	PUC	232176	232130	232127	27180	10026772	0001	10000	520100	240,000	(240,000)	-	-
NGFS	PUC	232176	232149	276641	27180	10026778	0006	10000	581870	120,000	(120,000)	-	-
NGFS	PUC	232176	232149	276641	27180	10026778	0006	10000	520100	(120,000)	120,000	-	-
GFS	HSA	149655	149657	149657	10000	10001700	0003	10000	440134	-	-	(53,296)	(53,296)
GFS	DEC	229051	229051	229051	10000	10038709	0003	10000	538010	7,243	(7,243)	7,835	(7,835)
GFS	DEC	229051	229051	229051	10000	10038709	0002	10000	538010	47,534	(47,534)	48,794	(48,794)
GFS	DEC	229051	229051	229051	10000	10038709	0001	10000	538010	(28,771)	28,771	(29,511)	29,511
GFS	DPH	207705	162644	162644	10000	10026709	0001	10000	527000	197,850	(197,850)	197,850	(197,850)
GFS	ADP	228886	228886	228886	10000	10003101	0001	10000	538000	629,778	(629,778)	2,017,224	(2,017,224)
GFS	ADP	228886	228886	228886	10000	10001627	0001	10000	538000	29,422	(29,422)	(2,017,224)	2,017,224
GFS	ADP	228886	228886	228886	10010	10037753	0001	21824	506070	-	-	47,943	(47,943)
GFS	DPW	229889	229881	232636	10020	10041409	0002	15766	567000	(200,000)	200,000	(200,000)	200,000
GFS	DPW	207988	229863	207954	10020	10041409	0002	22853	567000	200,000	(200,000)	200,000	(200,000)
NGFS	DPW	207988	229863	207954	12760	10034764	0002	22166	567000	(6,965,000)	6,965,000	(6,930,000)	6,930,000
NGFS	DPW	207988	229863	207954	12760	10034764	0002	22444	567000	6,965,000	(6,965,000)	-	-
NGFS	DPW	207988	229863	207954	12760	10034764	0002	22814	567000	-	-	6,930,000	(6,930,000)
NGFS	DPW	207988	229863	207954	12775	10034764	0002	22166	567000	(20,900,000)	20,900,000	(21,841,000)	21,841,000
NGFS	DPW	207988	229863	207954	12775	10034764	0002	22444	567000	20,900,000	(20,900,000)	-	-
NGFS	DPW	207988	229863	207954	12775	10034764	0002	22814	567000	-	-	21,841,000	(21,841,000)
NGFS	DPW	207988	229863	207954	12780	10034764	0002	22166	567000	(3,980,000)	3,980,000	(3,960,000)	3,960,000
NGFS	DPW	207988	229863	207954	12780	10034764	0002	22444	567000	3,980,000	(3,980,000)	-	-
NGFS	DPW	207988	229863	207954	12780	10034764	0002	22814	567000	-	-	3,960,000	(3,960,000)
NGFS	DPW	207988	229863	207954	12785	10034764	0002	22166	567000	(10,450,000)	10,450,000	(10,920,000)	10,920,000
NGFS	DPW	207988	229863	207954	12785	10034764	0002	22444	567000	10,450,000	(10,450,000)	-	-
NGFS	DPW	207988	229863	207954	12785	10034764	0002	22814	567000	-	-	10,920,000	(10,920,000)

Technical Adjustments Round 1 to the Mayor's FY 2024-25 and FY 2025-26 Proposed Budget

GFS Type	Dept	Position#	Division	Section	Dept ID	Fund	Project	Activity	Authority	Account Lvl	Job Class	Job Class Title	Status	Action	FY 2024-25 FTE Change	FY 2024-25 Amount Change	FY 2024-25 Savings/(Cost)	FY 2025-26 FTE Change	FY 2025-26 Amount Change	FY 2025-26 Savings/(Cost)
GFS	HSA	NEWP434427	149665	207765	149672	10020	10041505	0001	22849	5010/5130	1823	Sr. Administrative Analyst	A	N	0.21	41,544	(41,544)	-	-	-
GFS	HSA	SPCL	149665	207765	149672	10000	10001705	0001	10000	5010/5130	STEPM C	Step Adjustments, Misc.	S			(41,544)	41,544	-	-	-
GFS	CPC	1138830	229236	229236	229236	10000	10001645	0001	16949	5010/5130	1051	IS Business Analyst- Asst.	A	R	(1.00)	(165,976)	165,976	(1.00)	(171,934)	171,934
GFS	CPC	1138830	229236	229236	229236	10000	10001645	0001	10000	5010/5130	1051	IS Business Analyst- Asst.	A	R	1.00	165,976	(165,976)	1.00	171,934	(171,934)

Click on this page to be redirected to the Legislative Research Center to view the entirety of this document

Office of the Assessor-Recorder Fiscal Year 2025 and 2026 Proposed Budget

SF Board of Supervisors Budget and Appropriations Committee
June 12, 2024



Joaquín Torres
San Francisco Assessor-Recorder



SAN FRANCISCO
DEPARTMENT OF
TECHNOLOGY

Click on this page to be redirected to the
Legislative Research Center to view the
entirety of this document



FY 24-25 Budget

BOS Budget & Appropriations Committee – June 12, 2024



San Francisco Office of the City Administrator

Carmen Chu, City Administrator

FY 2024-26 Budget Overview

Budget and Appropriations Committee

**Click on this page to be redirected to the Legislative Research Center
to view the entirety of this document**

June 12, 2024

San Francisco Health Service System Proposed Budget for FYE 2025 and 2026

Budget and Appropriations Committee Presentation
June 12, 2024

Abbie Yant, Executive Director, Iftikhar Hussain, CFO

**Click on this page to
be redirected to the
Legislative Research
Center to view the
entirety of this
document**



Click on this page to be redirected to the Legislative Research Center to view the entirety of this document

Department of Human Resources

Budget Proposal
Fiscal Years 2024-25 & 25-26

Carol Isen, Human Resources Director
June 12, 2024



Civil Service Commission

Budget Submission Request, Fiscal Years 2024-25 and 2025-26

Click on this page to be redirected to the Legislative Research Center to view the entirety of this document

Sandra Eng, Executive Officer

Board of Supervisors – Budget and Finance Committee Hearing

June 12, 2024



City & County of San Francisco Ethics Commission

Click on this page to be redirected to the
Legislative Research Center to view the
entirety of this document



FY 2024-25 and FY 2025-26 Departmental Budget Presentation
BOS Budget and Appropriations Committee
Wednesday, June 12, 2024

Patrick Ford, Executive Director

San Francisco Department of Elections

Proposed Budgets

FY 2024 – 2025 and FY 2025 – 2026

San Francisco Board of Supervisors
Budget and Appropriations Committee Hearing

June 12, 2024

[Click on this page to be redirected to the Legislative Research Center to view the entirety of this document](#)



General City Responsibility (GEN)



Office of the Controller

Click on this page to be redirected to the Legislative Research Center to view the entirety of this document

June 12, 2024



Proposed Budget FY 2024-25 & FY 2025-26



Office of the Controller

Click on this page to be redirected to the Legislative Research Center to view the entirety of this document

June 12, 2024

Click on this page to be redirected to the Legislative Research Center to view the entirety of this document

Mayor's Office of Housing & Community Development and Office of the Mayor



MAYOR'S OFFICE OF
HOUSING & COMMUNITY DEVELOPMENT



OFFICE OF MAYOR LONDON N. BREED

Proposed Budget
June 12, 2024





Rich Hillis
Planning Director, June 12, 2024

**Click on this page to be redirected to
the Legislative Research Center to
view the entirety of this document**



**San Francisco
Planning**




[Click on this page to be redirected to the Legislative Research Center to view the entirety of this document](#)

June 12, 2024



San Francisco Public Works FY25 & FY26 Budget

Carla Short
Director





SAN FRANCISCO
HUMAN SERVICES AGENCY

**Click on this page to be redirected to the
Legislative Research Center to view the
entirety of this document**

Human Services Agency FY 2024-25 and FY 2025-26 Proposed Budget

June 12, 2024



Click on this page to be redirected to the Legislative Research Center to view the entirety of this document



Board of Supervisors

Proposed Budget FY 2024-25 & FY 2025-26

June 12, 2024

Click on this page to be redirected to the Legislative Research Center to view the entirety of this document

Asian Art Museum

City and County of San Francisco

Budget and Appropriations Committee Meeting

June 13, 2024



The background of the slide is a photograph of a large, ornate architectural archway, likely from a classical building. The arch is filled with intricate carvings and patterns. The sky visible through the arch is a clear, deep blue. The overall lighting is warm, highlighting the golden-brown tones of the architecture.

FY 2025 FAMSF Budget Hearing

[Click on this page to be redirected to the Legislative Research Center to view the entirety of this document](#)

SCI FY24-25 & FY 25-26 Budget Presentation

Click on this page to be redirected to the Legislative Research Center to view the entirety of this document

Jim Gohary
Managing Director & Chief Financial Officer
California Academy of Sciences



Click on this page to be redirected to the Legislative Research Center to view the entirety of this document



FY 2024-2025 & FY 2025-2026 Proposed Budget

**Presentation to the Board of Supervisors
Budget & Appropriations Committee**

June 13, 2024

Click on this page to be redirected to the Legislative Research Center to view the entirety of this document

San Francisco
War Memorial
& Performing
Arts Center

BUDGET PRESENTATION: FY 2024-25 | FY 25-26

Board of Supervisors' Budget and Appropriations Committee

JUNE 13, 2024

Managing Director, Kate Sofis



[Click on this page to be redirected to the Legislative Research Center to view the entirety of this document](#)

San Francisco Department of Children, Youth, & Their Families

FY2024-25 and FY2025-26 Budget

Board of Supervisors

Budget and Appropriations Committee Meeting

June 13, 2024



[Click on this page to be redirected to the Legislative Research Center to view the entirety of this document](#)

Budget and Appropriations Committee | June 13, 2024



DEPARTMENT ON THE STATUS OF
WOMEN

The logo features a large, stylized letter 'W' in the background with a vertical gradient from teal to purple. Overlaid on this is the text 'DEPARTMENT ON THE STATUS OF' in a pink, sans-serif font, and 'WOMEN' in a larger, bold, cyan, sans-serif font below it.

Click on this page to be redirected to the Legislative Research Center to view the entirety of this document

SAN FRANCISCO HUMAN RIGHTS COMMISSION

June 13, 2024

BUDGET PRESENTATION



San Francisco Recreation & Parks

Click on this page to be redirected to the Legislative Research Center to view the entirety of this document



BOARD OF SUPERVISORS
BUDGET & APPROPRIATIONS COMMITTEE

June 13, 2024

Mission Statement

The San Francisco Recreation and Park Department's Mission is to provide enriching recreational activities, maintain beautiful parks and preserve the environment for the well-being of everyone in our diverse community.





Budget Update

Presented by the San Francisco Office of Economic and Workforce Development
Sarah Dennis Phillips, Executive Director

**Click on this page to be redirected to the
Legislative Research Center to view the
entirety of this document**



SAN FRANCISCO
OFFICE OF ECONOMIC &
WORKFORCE DEVELOPMENT

Click on this page to be redirected to the Legislative Research Center to view the entirety of this document

DEPARTMENT OF PUBLIC HEALTH FY 24-26 BUDGET



DEPARTMENT OF
HOMELESSNESS AND
SUPPORTIVE HOUSING

Click on this page to be redirected to the Legislative Research Center to view the entirety of this document

FY 2024-25 & FY 2025-26 Mayor's Proposed Budget

Budget and Appropriations Committee | June 13, 2024



[Click on this page to be redirected to the Legislative Research Center to view the entirety of this document](#)

Department Budget Presentation

Board of Supervisors
Budget and Finance Committee
June 13, 2024



[Click on this page to be redirected to the Legislative Research Center to view the entirety of this document](#)

Office of the City Attorney
**Budget
Presentation**

FISCAL YEARS 2024-25 & 2025-26



June 14, 2024



Treasurer & Tax Collector
CITY AND COUNTY OF SAN FRANCISCO

Click on this page to be redirected to the Legislative Research Center to view the entirety of this document

Office of the Treasurer & Tax Collector

Presented by Treasurer José Cisneros

Click on this page to be redirected to the Legislative Research Center to view the entirety of this document



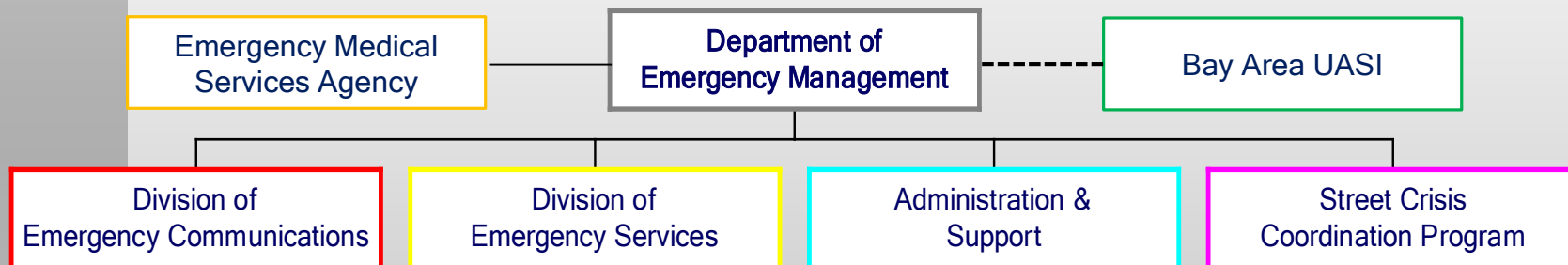
Budget & Appropriations Committee

June 14, 2024

Brandon E. Riley
Court Executive Officer

DEM's FY 2024-2026 Budget Proposal

OVERVIEW OF DEM'S DIVISIONS



Click on this page to be redirected to the Legislative Research Center to view the entirety of this document





Click on this page to be redirected to the Legislative Research Center to view the entirety of this document

Juvenile Probation Department Budget Presentation FY 2024/25 & FY 2025/26

Budget & Appropriations Committee
San Francisco Board of Supervisors
June 14, 2024
Katherine W. Miller
Chief Probation Officer

**Click on this page to be redirected to the Legislative Research Center
to view the entirety of this document**



SAN FRANCISCO

ADULT PROBATION DEPARTMENT

BUDGET PROPOSAL PRESENTATION
FISCAL YEAR
2024-25 & 2025-26

June 14, 2024
Cristel M. Tullock
Chief Probation Officer



Mano Raju
PUBLIC
DEFENDER



SAN FRANCISCO
PUBLIC DEFENDER

**Click on this page to be redirected to the
Legislative Research Center to view the
entirety of this document**

**Preserving
Constitutional Rights &
Advancing Community
Safety**

Click on this page to be redirected to the Legislative Research Center to view the entirety of this document



Fiscal Year 2024-25 and 2025-26 Budget Overview

San Francisco Fire Department

Budget & Finance Committee – June 14, 2024



San Francisco
Sheriff's Office



FY 2025 & FY 2026 Budget

Budget & Appropriation Committee Presentation



June 14, 2024

Click on this page to be redirected to the Legislative Research Center to view the entirety of this document

Department of Police

Accountability



Click on this page to be redirected to the Legislative Research Center to view the entirety of this document

FY 2024-25 & FY 2025-26

Budget & Finance Committee Hearing

Presented By Paul Henderson, Executive Director





SAN FRANCISCO

OFFICE OF INSPECTOR GENERAL



Click on this page to be redirected to the Legislative Research Center to view the entirety of this document

PROPOSED BUDGET FY 24 - 25 & 25 - 26





OFFICE OF THE DISTRICT ATTORNEY

- **District Attorney Brooke Jenkins**
- Budget and Finance Committee
- Fiscal Years 2024-25 & 2025-26


Click on this page to be redirected to the Legislative Research Center to view the entirety of this document



SFPD FY25 & FY26 BUDGET

BUDGET AND APPROPRIATIONS COMMITTEE

Click on this page to be redirected to the Legislative Research Center to view the entirety of this document



SAN FRANCISCO POLICE DEPARTMENT
CITY & COUNTY OF SAN FRANCISCO



June 14, 2024

1 Note: Additions are *single-underline italics Times New Roman*;
2 deletions are ~~*strikethrough italics Times New Roman*~~.
3 Board amendment additions are double underlined.
4 Board amendment deletions are ~~strikethrough normal~~.

5
6 BE IT ORDAINED BY THE PEOPLE OF THE CITY AND COUNTY OF SAN FRANCISCO.

7
8
9 **SECTION 3. General Authority.**

10 The Controller is hereby authorized and directed to set up appropriate accounts for the items
11 of receipts and expenditures appropriated herein.

12
13 **SECTION 3.1 Two-Year Budget.**

14 For departments for which the Board of Supervisors has authorized, or the Charter requires,
15 a fixed two-year budget, appropriations in this ordinance shall be available for allotment by
16 the Controller on July 1st of the fiscal year in which appropriations have been approved. The
17 Controller is authorized to adjust the two-year budget to reflect transfers and substitutions
18 consistent with City’s policies and restrictions for such transfers. The Controller is further
19 authorized to make adjustments to the second year budgets consistent with Citywide
20 estimates for salaries, fringe benefits, and work orders.

21
22 **SECTION 4. Interim Budget Provisions.**

23 All funds for equipment and new capital improvements shall be held in reserve until final
24 enactment of the budget. No new equipment or capital improvements shall be authorized
25 during the interim period other than equipment or capital improvements that, in the discretion
of the Controller, is reasonably required for the continued operation of existing programs or
projects previously approved by the Board of Supervisors. Authorization for the purchase of
such equipment may be approved by the Board of Supervisors.

1 During the period of the interim Annual Appropriation Ordinance and interim Annual Salary
2 Ordinance, no transfer of funds within a department shall be permitted without approval of the
3 Controller, Mayor's Budget Director and the Chair of the Budget and Finance Committee.

4
5 When the Budget and Finance Committee or Budget and Appropriations Committee reserves
6 selected expenditure items pending receipt of additional information from departments, upon
7 receipt of the required information to the satisfaction of that committee, the Controller may
8 release the previously reserved funds with no further action required by the Board of
9 Supervisors.

10
11 If the Budget and Finance Committee or Budget and Appropriations Committee recommends
12 a budget that increases funding that was deleted in the Mayor's Budget, the Controller shall
13 have the authority to continue to pay these expenses until final enactment of the budget.

14 **SECTION 4.1 Interim Budget – Positions.**

15 No new position may be filled in the interim period with the exception of those positions which
16 in the discretion of the Controller are critical for the operation of existing programs or for
17 projects previously approved by the Board of Supervisors or are required for emergency
18 operations or where such positions would result in a net increase in revenues or where such
19 positions are required to comply with law. New positions shall be defined as those positions
20 that are enumerated in the Mayor's budget for the current fiscal year but were not enumerated
21 in the appropriation and salary ordinances for the prior fiscal year, as amended, through June
22 30 of the prior fiscal year. In the event the Mayor has approved the
23 reclassification of a position in the department's budget for the current fiscal year, the
24 Controller shall process a temporary or "tx" requisition at the request of the department and
25

1 subject to approval of the Human Resources Director. Such action will allow for the continued
2 employment of the incumbent in their former position pending action on the proposed
3 reclassifications.

4
5 If the Budget and Finance Committee or Budget and Appropriations Committee of the Board
6 of Supervisors recommends a budget that reinstates positions that were deleted in the
7 Mayor's Budget, the Controller and the Human Resources Director shall have the authority to
8 continue to employ and pay the salaries of the reinstated positions until final enactment of the
9 budget.

10 **SECTION 5. Transfers of Functions and Duties.**

11
12 Where revenues for any fund or department are herein provided by transfer from any other
13 fund or department, or where a duty or a performance has been transferred from one
14 department to another, the Controller is authorized and directed to make the related transfer
15 of funds, provided further, that where revenues for any fund or department are herein provided
16 by transfer from any other fund or department in consideration of departmental services to be
17 rendered, in no event shall such transfer of revenue be made in excess of the actual cost of
18 such service.

19
20 Where a duty or performance has been transferred from one department to another or
21 departmental reorganization is effected as provided in the Charter, in addition to any required
22 transfer of funds, the Controller and Human Resources Director are authorized to make any
23 personnel transfers or reassignments between the affected departments and
24 appointing officers at a mutually convenient time, not to exceed 100 days from the effective
25 date of the ordinance or Mayoral memorandum transferring the duty or function. The

1 Controller, the Human Resources Director and Clerk of the Board of Supervisors, with
2 assistance of the City Attorney, are hereby authorized and directed to make such changes as
3 may be necessary to conform all applicable ordinances to reflect said reorganization, transfer
4 of duty or performance between departments.

5
6 **SECTION 5.1 Agencies Organized under One Department.**

7 Where one or more offices or agencies are organized under a single appointing officer or
8 department head, the component units may continue to be shown as separate agencies for
9 budgeting and accounting purposes to facilitate reporting. However, the entity shall be
10 considered a single department for purposes of employee assignment and seniority, position
11 transfers, and transfers of monies among funds within the department, and reappropriation of
12 funds.

13
14 **SECTION 5.2 Continuing Funds Appropriated.**

15 In addition to the amount provided from taxes, the Controller shall make available for
16 expenditure the amount of actual receipts from special funds whose receipts are continuously
17 appropriated as provided in the Municipal Codes.

18
19 **SECTION 5.3 Multi-Year Revenues.**

20 In connection with money received in one fiscal year for departmental services to be
21 performed in a subsequent year, the Controller is authorized to establish an account for
22 depositing revenues that are applicable to the ensuing fiscal year, said revenue shall be
23 carried forward and become a part of the funds available for appropriation in said ensuing
24 fiscal year.

1 **SECTION 5.4 Contracting Funds.**

2 All money received in connection with contracts under which a portion of the moneys received
3 is to be paid to the contractors and the remainder of the moneys received inures to the City
4 shall be deposited in the Treasury.

5
6 (a) That portion of the money received that under the terms of the contract inures to the
7 City shall be deposited to the credit of the appropriate fund.

8
9 (b) That portion of the money received that under the terms of the contracts is to be paid
10 to the contractor shall be deposited in special accounts and is hereby appropriated for said
11 purposes.

12
13 **SECTION 5.5 Real Estate Services.**

14 Rents received from properties acquired or held in trust for specific purposes are hereby
15 appropriated to the extent necessary for maintenance of said properties, including services of
16 the General Services Agency.

17
18 Moneys received from lessees, tenants or operators of City-owned property for the specific
19 purpose of real estate services relative to such leases or operating agreements are hereby
20 appropriated to the extent necessary to provide such services.

21
22 **SECTION 5.6 Collection Services.**

23 In any contracts for the collection of unpaid bills for services rendered to clients, patients or
24 both by the Department of Public Health in which said unpaid bills have not become
25 delinquent pursuant to Article V of Chapter 10 of the Administrative Code, the Controller is

1 hereby authorized to adjust the estimated revenues and expenditures of the various divisions
2 and institutions of the Department of Public Health to record such recoveries. Any percentage
3 of the amounts, not to exceed 25 percent, recovered from such unpaid bills by a contractor is
4 hereby appropriated to pay the costs of said contract. The Controller is authorized and is
5 hereby directed to establish appropriate accounts to record total collections and contract
6 payments relating to such unpaid bills.

7
8 **SECTION 5.7 Contract Amounts Based on Savings.**

9 When the terms of a contract provide for payment amounts to be determined by a percentage
10 of cost savings or previously unrecognized revenues, such amounts as are actually realized
11 from either said cost savings or unrecognized revenues are hereby appropriated to the extent
12 necessary to pay contract amounts due. The Controller is authorized and is hereby directed
13 to establish appropriate accounts to record such transactions.

14
15 **SECTION 6. Bond Interest and Redemption.**

16 In the event that estimated receipts from other than utility revenues, but including amounts
17 from ad-valorem taxes, shall exceed the actual requirements for bond interest and
18 redemption, said excess shall be transferred to a General Bond Interest and Redemption
19 Reserve account. The Bond Interest and Redemption Reserve is hereby appropriated to meet
20 debt service requirements including printing of bonds, cost of bond rating services, funds due
21 to the Internal Revenue Service and the legal opinions approving the validity of bonds
22 authorized to be sold not otherwise provided for herein.

23
24 Issuance, legal and financial advisory service costs, including the reimbursement of
25 departmental services in connection therewith, for debt instruments issued by the City, to the

1 extent approved by the Board of Supervisors in authorizing the debt, may be
2 paid from the proceeds of such debt and are hereby appropriated for said purposes.

3
4 To the extent bond rating fees are incurred and payable prior to the issuance of Board of
5 Supervisors authorized Certificates of Participation due to unexpected changes in market
6 conditions causing a delay in issuance, such fees may be paid from funds appropriated for
7 annual Certificates of Participation debt service that exceed the actual requirements for bond
8 interest and redemption.

9
10 **SECTION 7. Allotment Controls.**

11 Since several items of expenditures herein appropriated are based on estimated receipts,
12 income or revenues which may not be fully realized, it shall be incumbent upon the Controller
13 to establish a schedule of allotments, of such duration as the Controller may determine, under
14 which the sums appropriated to the several departments shall be expended. The Controller
15 shall revise such revenue estimates periodically. If such revised estimates indicate a
16 shortage, the Controller shall hold in reserve an equivalent amount of the corresponding
17 expenditure appropriations set forth herein until the collection of the amounts as originally
18 estimated is assured, and in all cases where it is provided by the Charter that a specified or
19 minimum tax shall be levied for any department the amount of appropriation herein provided
20 derived from taxes shall not exceed the amount actually produced by the levy made for such
21 department.

22
23 The Controller in issuing payments or in certifying contracts, purchase orders or other
24 encumbrances pursuant to Section 3.105 of the Charter, shall consider only the allotted
25 portions of appropriation items to be available for encumbrance or expenditure and shall not

1 approve the incurring of liability under any allotment in excess of the amount of such allotment.
2 In case of emergency or unusual circumstances which could not be anticipated at the time of
3 allotment, an additional allotment for a period may be made on the recommendation of the
4 department head and the approval of the Controller. After the allotment schedule has been
5 established or fixed, as heretofore provided, it shall be unlawful for any department or officer
6 to expend or cause to be expended a sum greater than the amount set forth for the particular
7 activity in the allotment schedule so established,
8 unless an additional allotment is made, as herein provided.

9
10 Allotments, liabilities incurred and expenditures made under expenditure appropriations
11 herein enumerated shall in no case exceed the amount of each such appropriation, unless
12 the same shall have been increased by transfers or supplemental appropriations made in the
13 manner provided by Section 9.105 of the Charter.

14
15 **SECTION 7.1 Prior Year Encumbrances.**

16 The Controller is hereby authorized to establish reserves for the purpose of providing funds
17 for adjustments in connection with liquidation of encumbrances and other obligations of prior
18 years.

19
20 **SECTION 7.2 Equipment Purchases.**

21 Funds for the purchase of items of equipment having a significant value of under \$20,000 and
22 a useful life of three years and over shall only be purchased from appropriations specifically
23 provided for equipment or lease-purchased equipment, including equipment from capital
24 projects. Departments may purchase additional or replacement equipment from previous
25 equipment or lease-purchase appropriations, or from citywide equipment and other non-

1 salary appropriations, with approval of the Mayor's Office and the Controller.

2
3 Where appropriations are made herein for the purpose of replacing automotive and other
4 equipment, the equipment replaced shall be surrendered to the General Services Agency and
5 shall be withdrawn from service on or before delivery to departments of the new automotive
6 equipment. When the replaced equipment is sold, in lieu of being traded-in, the proceeds shall
7 be deposited to a revenue account of the related fund. Provided, however,
8 that so much of said proceeds as may be required to affect the purchase of the new equipment
9 is hereby appropriated for the purpose. Funds herein appropriated for automotive equipment
10 shall not be used to buy a replacement of any automobile superior in class to the one being
11 replaced unless it has been specifically authorized by original appropriation ordinance.

12
13 Appropriations of equipment from current funds shall be construed to be annual
14 appropriations and unencumbered balances shall lapse at the close of the fiscal year.

15
16 **SECTION 7.3 Enterprise Deficits.**

17 Funds appropriated herein to meet estimated enterprise deficits shall be made available to
18 each such enterprise only to the extent that an actual deficit shall exist and not to exceed the
19 amount herein provided. Any amount not required for the purpose of meeting an enterprise
20 fund deficit shall be transferred back to the General Fund at the end of each fiscal year unless
21 otherwise appropriated by ordinance.

22
23 **SECTION 7.4 Public Utilities Commission Debt Service.**

24 The San Francisco Public Utilities Commission shall, in coordination with the Controller's
25 Office, record and report the use of debt service appropriations in their respective debt

1 service funds consistent with the Schedule of Bond Redemption and Interest Statement
2 included herein and as required pursuant to Governmental Accounting Standards Board
3 (GASB) and Generally Accepted Accounting Principles (GAAP) accounting rules,
4 requirements and practices. The Controller is hereby authorized to make all associated net-
5 zero appropriation transfers to ensure compliant financial reporting.

6 7 **SECTION 8. Expenditure Estimates.**

8 Where appropriations are made for specific projects or purposes which may involve the
9 payment of salaries or wages, the head of the department to which such appropriations are
10 made, or the head of the department authorized by contract or interdepartmental order to
11 make expenditures from each such appropriation, shall file with the Controller, when
12 requested, an estimate of the amount of any such expenditures to be made during the ensuing
13 period.

14 **SECTION 8.1 State and Federal Funds.**

15 The Controller is authorized to increase Federal and State funds that may be claimed due to
16 new General Fund expenditures appropriated by the Board of Supervisors. The Human
17 Resources Director is authorized to add civil service positions required to implement the
18 programs authorized by these funds. The Controller and the Human Resources Director shall
19 report to the Board of Supervisors any actions taken under this authorization before the Board
20 acts on the Annual Appropriation and Annual Salary Ordinances.

21 22 **SECTION 8.2 State and Federal Funding Restorations.**

23 If additional State or Federal funds are allocated to the City to backfill State reductions, the
24 Controller shall backfill any funds appropriated to any program to the General Reserve.

SECTION 8.3 Process for Addressing General Fund Revenue Shortfalls

1
2 Upon receiving Controller estimates of revenue shortfalls that exceed the value of the General
3 Reserve and any other allowances for revenue shortfalls in the adopted City budget, the
4 Mayor shall inform the Board of Supervisors of actions to address this shortfall. The Board of
5 Supervisors may adopt an ordinance to reflect the Mayor's proposal or alternative proposals
6 in order to balance the budget.

SECTION 9. Interdepartmental Services.

7
8
9 The Controller is hereby authorized and directed to prescribe the method to be used in making
10 payments for interdepartmental services in accordance with the provisions of Section 3.105
11 of the Charter, and to provide for the establishment of interdepartmental reserves which may
12 be required to pay for future obligations which result from current
13 performances. Whenever in the judgment of the Controller, the amounts which have been set
14 aside for such purposes are no longer required or are in excess of the amount which is then
15 currently estimated to be required, the Controller shall transfer the amount no longer required
16 to the fund balance of the particular fund of which the reserve is a part. Provided further that
17 no expenditure shall be made for personnel services, rent, equipment and capital outlay
18 purposes from any interdepartmental reserve or work order fund without specific appropriation
19 by the Board of Supervisors.

20
21 The amount detailed in departmental budgets for services of other City departments cannot
22 be transferred to other spending categories without prior agreement from both the requesting
23 and performing departments.

24
25 The Controller, pursuant to the provisions of Charter Section 3.105, shall review and may

1 adjust charges or fees for services that may be authorized by the Board of Supervisors for
2 the administration of the Technology Marketplace. Such fees are hereby appropriated for that
3 purpose.

4
5 **SECTION 10. Positions in the City Service.**

6 Department heads shall not make appointments to any office or position until the Controller
7 shall certify that funds are available.

8
9 Funds provided herein for salaries or wages may, with the approval of the Controller, be used
10 to provide for temporary employment when it becomes necessary to replace the occupant of
11 a position while on extended leave without pay, or for the temporary filling of a vacancy in a
12 budgeted position. The Controller is authorized to approve the use of existing
13 salary appropriations within departments to fund permanent appointments of up to six months
14 to backfill anticipated vacancies to ensure implementation of successful succession plans and
15 to facilitate the transfer of mission critical knowledge. The Controller shall provide a report to
16 the Board of Supervisors every six months enumerating permanent positions created under
17 this authority.

18
19 Appointments to seasonal or temporary positions shall not exceed the term for which the
20 Controller has certified the availability of funds.

21
22 The Controller shall be immediately notified of a vacancy occurring in any position.

23
24 **SECTION 10.1 Positions, Funds, and Transfers for Specific Purposes.**

25 Funds for personnel services may be transferred from any legally available source on the

1 recommendation of the department head and approval by the City Administrator, Board or
2 Commission, for departments under their respective jurisdiction, and on authorization of the
3 Controller with the prior approval of the Human Resources Director for:

4
5 (a) Lump sum payments to officers, employees, police officers and fire fighters other than
6 elective officers and members of boards and commissions upon death or retirement or
7 separation caused by industrial accident for accumulated sick leave benefits in accordance
8 with Civil Service Commission rules.

9
10 (b) Payment of the supervisory differential adjustment, out of class pay or other negotiated
11 premium to employees who qualify for such adjustment provided that the transfer of funds
12 must be made from funds currently available in departmental personnel service
13 appropriations.

14 (c) Payment of any legal salary or fringe benefit obligations of the City including amounts
15 required to fund arbitration awards.

16
17 (d) The Controller is hereby authorized to adjust salary appropriations for positions
18 administratively reclassified or temporarily exchanged by the Human Resources Director
19 provided that the reclassified position and the former position are in the same functional area.

20
21 (e) Positions may be substituted or exchanged between the various salary appropriations
22 or position classifications when approved by the Human Resources Director as long as said
23 transfers do not increase total departmental personnel service appropriations.

24
25 (f) The Controller is hereby authorized and directed upon the request of a department

1 head and the approval by the Mayor's Office to transfer from any legally available funds
2 amounts needed to fund legally mandated salaries, fringe benefits and other costs of City
3 employees. Such funds are hereby appropriated for the purpose set forth herein.

4
5 (g) The Controller is hereby authorized to transfer any legally available funds to adjust
6 salary and fringe benefit appropriations as required under reclassifications recommended by
7 the Human Resources Director and approved by the Board of Supervisors in implementing
8 the Management Compensation and Classification Plan.

9
10 Amounts transferred shall not exceed the actual amount required including the cost to the
11 City of mandatory fringe benefits.

12
13 (h) Pursuant to California Labor Code Section 4850.4, the Controller is authorized to make
14 advance payments from departments' salary accounts to employees participating in CalPERS
15 who apply for disability retirement. Repayment of these advanced disability retirement
16 payments from CalPERS and from employees are hereby appropriated to the departments'
17 salary account.

18
19 (i) For purposes of defining terms in Administrative Code Section 3.18, the Controller is
20 authorized to process transfers where such transfers are required to administer the budget
21 through the following certification process: In cases where expenditures are reduced at the
22 level of appropriation control during the Board of Supervisors phase of the budget process,
23 the Chair of the Budget and Finance Committee, on recommendation of the Controller, may
24 certify that such a reduction does not reflect a deliberate policy reduction adopted by the
25 Board. The Mayor's Budget Director may similarly provide such a certification regarding
reductions during the Mayor's phase of the budget process.

1 **SECTION 10.2 Professional Services Contracts.**

2 Funds appropriated for professional service contracts may be transferred to the account for
3 salaries on the recommendation of the department head for the specific purpose of using
4 City personnel in lieu of private contractors with the approval of the Human Resources
5 Director and the Mayor and the certification by the Controller that such transfer of funds would
6 not increase the cost of government.

7
8 **SECTION 10.3 Surety Bond Fund Administration.**

9 The Controller is hereby authorized to allocate funds from capital project appropriations to the
10 San Francisco Self-Insurance Surety Bond Fund, as governed by Administrative Code
11 Section 10.100-317 and in accordance with amounts determined pursuant to Administrative
12 Code Section 14B.16.

13
14 **SECTION 10.4 Salary Adjustments, Memoranda of Understanding (MOUs).**

15 The Controller is authorized and directed to transfer from the Salary and Benefits Reserve, or
16 any legally available funds, amounts necessary to adjust appropriations for salaries and
17 related mandatory fringe benefits of employees whose compensation is pursuant to Charter
18 Sections A8.403 (Registered Nurses), A8.404 (Transit Operators), A8.409 (Miscellaneous
19 Employees), A8.405 and A8.590-1 through A8.590-5 (Police and Firefighters), revisions to
20 State Law, and/or collective bargaining agreements adopted pursuant to the Charter or
21 arbitration award. The Controller and Human Resources Director are further authorized and
22 directed to adjust the rates of compensation to reflect current pay rates for any positions
23 affected by the foregoing provisions.

24

25

1 Adjustments made pursuant to this section shall reflect only the percentage increase required
2 to adjust appropriations to reflect revised salary and other pay requirements above the funding
3 level established in the base and adopted budget of the
4 respective departments.

5
6 The Controller is authorized and directed to transfer from reserves or any legally available
7 funds amounts necessary to provide costs of non-salary benefits in ratified Memoranda of
8 Understanding or arbitration awards or Board of Supervisors approved employee and retiree
9 health and dental rates. The Controller's Office shall report to the Budget and Finance
10 Committee or Budget and Appropriations Committee on the status of the Salary and Benefits
11 Reserve, including amounts transferred to individual City departments and remaining Reserve
12 balances, as part of the Controller's Six and Nine Month Budget Status Reports.

13
14 **SECTION 10.5 MOUs to be Reflected in Department Budgets.**

15 Should the City adopt an MOU with a recognized employee bargaining organization during
16 the fiscal year which has fiscal effects, the Controller is authorized and directed to reflect the
17 budgetary impact of said MOU in departmental appropriations by transferring amounts to or
18 from the Salary and Benefits Reserve, or, for self-supporting or restricted funds, to or from
19 the respective unappropriated fund balance account. All amounts transferred pursuant to this
20 section are hereby appropriated for the purpose.

21
22 **SECTION 10.6 Funding Memoranda of Understanding (MOUs).**

23 Whenever the Board of Supervisors has ratified by ordinance or resolution Memoranda of
24 Understanding with recognized employee organizations or an arbitration award has become
25 effective, and said memoranda or award contains provisions requiring the expenditure of

1 funds, the Controller, on the recommendation of the Human Resources Director, shall reserve
2 sufficient funds to comply with such provisions and such funds are hereby appropriated for
3 such purposes. The Controller is hereby authorized to make such transfers from funds hereby
4 reserved or legally available as may be required to make funds available to departments to
5 carry out the purposes required by the Memoranda of Understanding or
6 arbitration award.

7 **SECTION 10.7 Fringe Benefit Rate Adjustments.**

8 Appropriations herein made for fringe benefits may be adjusted by the Controller to reflect
9 revised amounts required to support adopted or required contribution rates. The Controller is
10 authorized and is hereby directed to transfer between departmental appropriations and the
11 General Reserve or other unappropriated balance of funds any amounts resulting from
12 adopted or required contribution rates and such amounts are hereby appropriated to said
13 accounts.
14

15
16 When the Controller determines that prepayment of the employer share of pension
17 contributions is likely to be fiscally advantageous, the Controller is authorized to adjust
18 appropriations and transfers in order to make and reconcile such prepayments.

19 **SECTION 10.8 Police Department Uniformed Positions.**

20 Positions in the Police Department for each of the various ranks that are filled based on the
21 educational attainment of individual officers may be filled interchangeably at any level within
22 the rank (e.g., Patrol Officer Q2, Q3 or Q4, Sergeant Q50, Q51, Q52). The Controller and
23 Human Resources Director are hereby authorized to adjust payrolls, salary ordinances and
24 other documents, where necessary, to reflect the current status of individual employees;
25

1 provided however, that nothing in this section shall authorize an increase in the total number
2 of positions allocated to any one rank or to the Police Department.

3
4 **SECTION 10.9 Holidays, Special Provisions.**

5 Whenever the Mayor formally declares that any day is a holiday for City employees under the
6 terms of a Memorandum of Understanding, the Controller, with the approval of the Mayor's
7 Office, is hereby authorized to make such transfer of funds not to exceed the actual cost of
8 said holiday from any legally available funds.

9
10 **SECTION 10.10 Litigation Reserve, Payments.**

11 The Controller is authorized and directed to transfer from the Reserve for Litigation Account
12 for General Fund supported departments or from any other legally available funds for other
13 funds, amounts required to make payments required to settle litigation against the City that
14 has been recommended by the City Attorney and approved by the Board of Supervisors in
15 the manner provided in the Charter. Such funds are hereby appropriated for the purposes set
16 forth herein.

17
18 Amounts required to pay settlements of claims or litigation involving the Public Utilities
19 Commission are hereby appropriated from the Public Utilities Commission Wastewater
20 Enterprise fund balance or the Public Utilities Commission Water Enterprise fund balance, as
21 appropriate, for the purpose of paying such settlements following final approval of those
22 settlements by resolution or ordinance.

23
24 **SECTION 10.11 Changes in Health Services Eligibility.**

25 Should the Board of Supervisors amend Administrative Code Section 16.700 to change the

1 eligibility in the City's Health Service System, the Controller is authorized and directed to
2 transfer from any legally available funds or the Salary and Fringe Reserve for the amount
3 necessary to provide health benefit coverage not already reflected in the departmental
4 budgets.

5
6 **Section 10.12 Workers' Compensation Alternative Dispute Resolution Program**

7 Resolutions 85-19 and 86-19 authorized the Department of Human Resources to enter
8 Workers' Compensation Alternative Dispute Resolution (ADR) Labor-Management
9 Agreements with the San Francisco Firefighters' Association, Local 798, and San Francisco
10 Police Officers Association, respectively. These Agreements require the City to allocate an
11 amount equal to 50% of the ADR program estimated net savings, as determined by actuarial
12 report, for the benefit of active employees. The Controller is authorized and directed to
13 transfer from any legally available funds the amount necessary to make the required
14 allocations. This provision will terminate if the parties agree to terminate the Agreements.

15
16 **SECTION 11. Funds Received for Special Purposes, Trust Funds.**

17 The Controller is hereby authorized and directed to continue the existing special and trust
18 funds, revolving funds, and reserves and the receipts in and expenditures from each such
19 fund are hereby appropriated in accordance with law and the conditions under which each
20 such fund was established.

21
22 The Controller is hereby authorized and directed to set up additional special and trust funds
23 and reserves as may be created either by additional grants and bequests or under other
24 conditions, and the receipts in each fund are hereby appropriated in accordance with law for
25 the purposes and subject to the conditions under which each such fund was established.

1 **SECTION 11.1 Special and Trust Funds Appropriated; Approval of Certain Grant**
2 **Agreements under Charter Section 9.118**

3 Whenever the City and County of San Francisco shall receive for a special purpose from the
4 United States of America, the State of California, or from any public or semi-public agency,
5 or from any private person, firm or corporation, any moneys, or property to be converted into
6 money, the Controller shall establish a special fund or account evidencing the said moneys
7 so received and specifying the special purposes for which they have been received and for
8 which they are held, which said account or fund shall be maintained by the Controller as long
9 as any portion of said moneys or property remains.

10
11 Recurring grant funds which are detailed in departmental budget submissions and approved
12 by the Mayor and Board of Supervisors in the annual budget shall be deemed to have met
13 the requirements of Administrative Code Section 10.170 for the approval to apply for, receive
14 and expend said funds and shall be construed to be funds received for a specific purpose as
15 set forth in this section. Where the amount of a recurring grant that is detailed in a department
16 budget submission exceeds \$1 million or the duration exceeds ten years, the grant agreement
17 shall be deemed approved by the Board of Supervisors under Charter Section 9.118.
18 Positions specifically approved by granting agencies in said grant awards may be filled as
19 though said positions were included in the annual budget and Annual Salary Ordinance,
20 provided however that the tenure of such positions shall be contingent on the continued
21 receipt of said grant funds. Individual grants may be adjusted by the Controller to reflect actual
22 awards made if granting agencies increase or decrease the grant award amounts estimated
23 in budget submissions.

24
25 The expenditures necessary from said funds or said accounts as created herein, in order to

1 carry out the purpose for which said moneys or orders have been received or for which said
2 accounts are being maintained, shall be approved by the Controller and said expenditures
3 are hereby appropriated in accordance with the terms and conditions under which said
4 moneys or orders have been received by the City, and in accordance with the conditions
5 under which said funds are maintained.

6
7 The Controller is authorized to adjust transfers to the San Francisco Capital Planning Fund,
8 established by Administrative Code Section 10.100-286, to account for final capital project
9 planning expenditures reimbursed from approved sale of bonds and other long term financing
10 instruments.

11
12 **SECTION 11.2 Insurance Recoveries.**

13 Any moneys received by the City pursuant to the terms and conditions of any insurance policy
14 are hereby appropriated and made available to the general city or specific departments for
15 associated costs or claims.

16
17 **SECTION 11.3 Bond Premiums.**

18 Premiums received from the sale of bonds are hereby appropriated for bond interest and
19 redemption purposes of the issue upon which it was received.

20
21 **SECTION 11.4 Ballot Arguments.**

22 Receipts in and expenditures for payment for the printing of ballot arguments, are hereby
23 appropriated.

SECTION 11.5 Tenant Overtime.

1
2 Whenever employees of departments are required to work overtime on account of services
3 required by renters, lessees or tenants of City-owned or occupied properties, or recipients of
4 services from City departments, the cost of such overtime employment shall be collected by
5 the departments from the requesters of said services and shall be deposited with the
6 Treasurer to the credit of departmental appropriations. All moneys deposited therein are
7 hereby appropriated for such purpose.

SECTION 11.6 Refunds.

8
9
10 The Controller is hereby authorized and directed to set up appropriations for refunding
11 amounts deposited in the Treasury in excess of amounts due, and the receipts and
12 expenditures from each are hereby appropriated in accordance with law. Whereby State
13 statute, local ordinance or court order, interest is payable on amounts to be refunded, in the
14 absence of appropriation therefore, such interest is herewith appropriated from the
15 unappropriated interest fund or interest earnings of the fund involved. The Controller is
16 authorized, and funds are hereby appropriated, to refund overpayments and any mandated
17 interest or penalties from State, Federal and local agencies when audits or other financial
18 analyses determine that the City has received payments in excess of amounts due.

SECTION 11.7 Arbitrage.

19
20
21 The Controller is hereby authorized and directed to refund excess interest earnings on bond
22 proceeds (arbitrage) when such amounts have been determined to be due and payable under
23 applicable Internal Revenue Service regulations. Such arbitrage refunds shall be charged in
24 the various bond funds in which the arbitrage earnings were recorded and such funds are
25 hereby appropriated for the purpose.

1 If bond indentures or fiscal agent agreements require interest earnings to be used to offset
2 annual lease financing payments, the Controller is authorized to make payments to the IRS
3 from annual budget appropriations for lease payments based on expected savings amounts.

4
5 **SECTION 11.8 Damage Recoveries and Restitution.**

6 Moneys received as payment for damage to City-owned property and equipment are hereby
7 appropriated to the department concerned to pay the cost of repairing such equipment or
8 property. Moneys received as payment for liquidated damages in a City-funded project are
9 appropriated to the department incurring costs of repairing or abating the damages. Any
10 excess funds, and any amount received for damaged property or equipment which is not to
11 be repaired shall be credited to a related fund.

12
13 Moneys received as restitution in a criminal proceeding to reimburse the City for losses
14 caused by an employee or third party are appropriated to the departments that incurred the
15 losses.

16
17 **SECTION 11.9 Purchasing Damage Recoveries.**

18 That portion of funds received pursuant to the provisions of Administrative Code Section
19 21.33 - failure to deliver article contracted for - as may be needed to affect the required
20 procurement are hereby appropriated for that purpose and the balance, if any, shall be
21 credited the related fund.

22
23 **SECTION 11.10 Off-Street Parking Guarantees.**

24 Whenever the Board of Supervisors has authorized the execution of agreements with
25 corporations for the construction of off-street parking and other facilities under which the City

1 guarantees the payment of the corporations' debt service or other payments for operation of
2 the facility, it shall be incumbent upon the Controller to reserve from parking meter or other
3 designated revenues sufficient funds to provide for such guarantees. The Controller is hereby
4 authorized to make payments as previously guaranteed to the extent necessary and the
5 reserves approved in each Annual Appropriation Ordinance are hereby appropriated for the
6 purpose. The Controller shall notify the Board of Supervisors annually of any payments made
7 pursuant to this Section.

8
9 **SECTION 11.11 Hotel Tax – Special Situations.**

10 The Controller is hereby authorized and directed to make such interfund transfers or other
11 adjustments as may be necessary to conform budget allocations to the requirements of the
12 agreements and indentures of the 1994 Lease Revenue and/or San Francisco
13 Redevelopment Agency Hotel Tax Revenue Bond issues.

14
15 **SECTION 11.12 Local Transportation Agency Fund.**

16 Local transportation funds are hereby appropriated pursuant to the Government Code.

17
18 **SECTION 11.13 Insurance.**

19 The Controller is hereby authorized to transfer to the Risk Manager any amounts indicated in
20 the budget estimate and appropriated hereby for the purchase of insurance or the payment
21 of insurance premiums.

22
23 **SECTION 11.14 Grants to Departments of Disability and Aging Services, Child Support**
24 **Services, Homelessness and Supportive Housing, and Children, Youth and their**
25 **Families**

1 The Department of Disability and Aging Services and the Department of Child Support
2 Services are authorized to receive and expend available federal and state contributions and
3 grant awards for their target populations. The Controller is hereby authorized and directed to
4 make the appropriate entries to reflect the receipt and expenditure of said grant award funds
5 and contributions. The Department of Homelessness and Supportive Housing is authorized
6 to apply surpluses among subgrants within master HUD grants to shortfalls in other subgrants.
7 The Department of Children, Youth and Their Families is authorized to receive and expend
8 funds in instances where funds from grants appropriated herein are not fixed and exceed the
9 estimates contained in the budget.

10
11 **SECTION 11.15 FEMA, OES, Other Reimbursements.**

12 Whenever the City recovers funds from any federal or state agency as reimbursement for the
13 cost of damages resulting from earthquakes and other disasters for which the Mayor has
14 declared a state of emergency, such funds are hereby appropriated for the purpose. The
15 Controller is authorized to transfer such funds to the credit of the departmental appropriation
16 which initially incurred the cost, or, if the fiscal year in which the expenses were charged has
17 ended, to the credit of the fund which incurred the expenses. Revenues received from other
18 governments as reimbursement for mutual aid provided by City departments are hereby
19 appropriated for services provided.

20
21 Whenever the City is required to designate agents authorized to obtain state
22 and federal disaster and emergency assistance funding, the Mayor and Board of
23 Supervisors designate the Executive Director of the Department of Emergency
24 Management, the Controller, and the Deputy Controller to be the agents authorized to
25 execute agreements for and on behalf of the City, for disaster

1 and emergency assistance funding from State and Federal agencies, for all open and future
2 disasters.

3
4 Any remaining balances in the Give2SF-COVID-19 Fund, including amounts from previously
5 identified and unidentifiable donors, are hereby appropriated for COVID-19 related costs and
6 programs. Give2SF-COVID-19 donation balances and uses of funds shall be included in the

7
8 San Francisco Disaster and Emergency Response and Recovery Fund annual report to the
9 Board of Supervisors, pursuant to Administrative Code Sec. 10-100-100(d).

10
11 **SECTION 11.16 Interest on Grant Funds.**

12 Whenever the City earns interest on funds received from the State of California or the federal
13 government and said interest is specifically required to be expended for the purpose for which
14 the funds have been received, said interest is hereby appropriated in accordance with the
15 terms under which the principal is received and appropriated.

16
17 **SECTION 11.17 Treasurer – Banking Agreements.**

18 Whenever the Treasurer finds that it is in the best interest of the City to use either a
19 compensating balance or fee for service agreement to secure banking services that benefit
20 all participants of the pool, any funds necessary to be paid for such agreement are to be
21 charged against interest earnings and such funds are hereby appropriated for the purpose.

22
23 The Treasurer may offset banking charges that benefit all participants of the investment pool
24 against interest earned by the pool. The Treasurer shall allocate other bank charges and
25 credit card processing to departments or pool participants that benefit from those services.

1 The Controller may transfer funds appropriated in the budget to General Fund departments
2 as necessary to support allocated charges.

3
4 **SECTION 11.18 City Buildings–Acquisition with Certificates of Participation (COPs).**

5 Receipts in and expenditures from accounts set up for the acquisition and operation of City-
6 owned buildings including, but not limited to 25 Van Ness Avenue and 1660 Mission Street,
7 are hereby appropriated for the purposes set forth in the various bond indentures through
8 which said properties were acquired.

9
10 **SECTION 11.19 Generally Accepted Principles of Financial Statement Presentation.**

11 The Controller is hereby authorized to make adjustments to departmental budgets as part of
12 the year-end closing process to conform amounts to the Charter provisions and generally
13 accepted principles of financial statement presentation, and to implement new accounting
14 standards issued by the Governmental Accounting Standards Board and other changes in
15 generally accepted accounting principles.

16
17 **SECTION 11.20 Fund Balance Reporting and Government Fund Type Definitions.**

18 The Controller is authorized to establish or adjust fund type definitions for restricted,
19 committed or assigned revenues and expenditures, in accordance with the requirements of
20 Governmental Accounting Standards Board Statement 54. These changes will be designed
21 to enhance the usefulness of fund balance information by providing clearer fund balance
22 classifications that can be more consistently applied and by clarifying the existing
23 governmental fund type definitions. Reclassification of funds shall be reviewed by the City's
24 outside auditors during their audit of the City's financial statements.

1 **SECTION 11.21 State Local Public Safety Fund.**

2 Amounts received from the State Local Public Safety Fund (Sales Taxes) for deposit to the
3 Public Safety Augmentation Fund shall be transferred to the General Fund for use in meeting
4 eligible costs of public safety as provided by State law and said funds are appropriated for
5 said purposes.

6
7 Said funds shall be allocated to support public safety department budgets, but not specific
8 appropriation accounts, and shall be deemed to be expended at a rate of 75% of eligible
9 departmental expenditures up to the full amount received. The Controller is hereby directed
10 to establish procedures to comply with state reporting requirements.

11
12 **SECTION 11.22 Health Care Security Ordinance Agency Fund.**

13 Irrevocable health care expenditures made to the City by employers on behalf of their
14 employees pursuant to the provisions of Labor & Employment Code Articles 21 and 121, the
15 Health Care Security Ordinance and the Health Care Accountability Ordinance are
16 maintained in the Health Care Security Ordinance Fund, an agency fund maintained by the
17 City for the benefit of City Option account holders. Interest earnings in the fund are hereby
18 appropriated for the administrative costs incurred to manage participant accounts.

19
20 **SECTION 11.23 Affordable Housing Loan Repayments and Interest Earnings.**

21 Loan repayments, proceeds of property sales in cases of defaulted loans, and interest
22 earnings in special revenue funds designated for affordable housing are hereby appropriated
23 for affordable housing program expenditures, including payments from loans made by the
24 former San Francisco Redevelopment Agency and transferred to the Mayor's Office of
25 Housing and Community Development, the designated the housing successor agency.

1 Expenditures shall be subject to the conditions under which each such fund was established.

2
3 **SECTION 11.24 Development Agreement Implementation Costs.**

4 The Controller is hereby authorized to appropriate reimbursements of City costs incurred to
5 implement development agreements approved by the Board of Supervisors, including but not
6 limited to City staff time, consultant services and associated overhead costs to conduct plan
7 review, inspection, and contract monitoring, and to draft, negotiate, and administer such
8 agreements. This provision does not apply to development impact fees or other payments
9 approved in a development agreement, which shall be appropriated by the Board of
10 Supervisors.

11
12 **SECTION 11.25 Housing Trust Fund.**

13 The Controller is hereby authorized to adjust appropriations as necessary to implement the
14 movement of Housing Trust Fund revenues and expenditures from the General Fund to a
15 special revenue fund.

16
17 The Controller shall account for appropriation of \$17,600,000 for eligible affordable housing
18 projects in fiscal year 2021-22 as an advance of future year Housing Trust Fund allocations,
19 and shall credit such advance against required appropriations to that fund for a period of five
20 years, beginning in fiscal year 2023-24, in an annual amount of \$3,520,000.

21
22 **SECTION 11.26 Refuse Rate Order Changes.**

23 The Controller is authorized to adjust appropriations from the Solid Waste Impound Account
24 to reconcile with the final adopted refuse rate order established by the Refuse Rate Board,
25 provided that such adjustments shall not result in a total increase in appropriations from the

1 fund.

2
3 **SECTION 12. Special Situations.**

4
5 **SECTION 12.1 Revolving Funds.**

6 Surplus funds remaining in departmental appropriations may be transferred to fund increases
7 in revolving funds up to the amount authorized by the Board of Supervisors by ordinance.

8
9 **SECTION 12.2 Interest Allocations.**

10 Interest shall not be allocated to any special, enterprise, or trust fund or account unless said
11 allocation is required by Charter, state law or specific provision in the legislation that created
12 said fund. Any interest earnings not allocated to special, enterprise or trust funds or accounts
13 shall be credited, by the Controller, to General Fund Unallocated Revenues.

14
15 **SECTION 12.3 Property Tax.**

16 Consistent with the State Teeter Plan requirements, the Board of Supervisors elects to
17 continue the alternative method of distribution of tax levies and collections in accordance with
18 Revenue and Taxation Code Section 4701. The Board of Supervisors directs the Controller
19 to maintain the Teeter Tax Losses Reserve Fund at an amount not less than 1% of the total
20 of all taxes and assessments levied on the secured roll for that year for participating entities
21 in the county as provided by Revenue and Taxation Code Section
22 4703. The Board of Supervisors authorizes the Controller to make timely property tax
23 distributions to the Office of Community Investment and Infrastructure, the Treasure Island
24 Development Authority, and City Infrastructure Financing Districts as approved by the Board
25 of Supervisors through the budget, through development pass-through contracts, through tax

1 increment allocation pledge agreements and ordinances, and as mandated by State law.

2
3 The Controller is authorized to adjust the budget to conform to assumptions in final approved
4 property tax rates and to make debt service payments for approved general obligation bonds
5 accordingly.

6
7 The Controller is authorized and directed to recover costs from the levy, collection and
8 administration of property taxes. The tax rate for the City's General Obligation Bond Fund,
9 approved annually by resolution of the Board of Supervisors, includes a collection fee of
10 0.25% of the fund collected for the purpose of the General Obligation Bond debt service. An
11 amount sufficient to pay this fee is hereby appropriated within the General Obligation Bond
12 Fund and the Controller is hereby authorized to pay this fee into the General Fund from the
13 General Obligation Bond Fund.

14
15 **SECTION 12.4 New Project Reserves.**

16 Where this Board has set aside a portion of the General Reserve for a new project or program
17 approved by a supplemental appropriation, any funds not required for the approved
18 supplemental appropriation shall be returned to the General Fund General Reserve by the
19 Controller. The Controller is authorized to allocate project budgets appropriated in citywide
20 accounts to the department where the expense will be incurred.

21
22 **SECTION 12.5 Aid Payments.**

23 Aid paid from funds herein provided and refunded during the fiscal year hereof shall be
24 credited to, and made available in, the appropriation from which said aid was provided.

1 **SECTION 12.6 Department of Public Health Transfer Payments, Indigent Health**
2 **Revenues, and Realignment Funding to Offset for Low Income Health Programs.**

3 To more accurately reflect the total net budget of the Department of Public Health, this
4 ordinance shows net revenues received from certain State and Federal health programs.
5 Funds necessary to participate in such programs that require transfer payments are hereby
6 appropriated. The Controller is authorized to defer surplus transfer payments, indigent health
7 revenues, and Realignment funding to offset future reductions or audit adjustments
8 associated with funding allocations for health services for low income individuals.

9
10 **SECTION 12.7 Municipal Transportation Agency.**

11 Consistent with the provisions of Article VIII A of the Charter, the Controller is authorized to
12 make such transfers and reclassification of accounts necessary to properly reflect the
13 provision of central services to the Municipal Transportation Agency in the books and
14 accounts of the City. No change can increase or decrease the overall level of the City's
15 budget.

16
17 **SECTION 12.8 Treasure Island Authority.**

18 Should the Treasure Island property be conveyed and deed transferred from the Federal
19 Government, the Controller is hereby authorized to make budgetary adjustments necessary
20 to ensure that there is no General Fund impact from this conveyance, and that expenditures
21 of special assessment revenues conform to governmental accounting standards and
22 requirements of the special assessment as adopted by voters and approved by the Board of
23 Supervisors.

24

25

1 **SECTION 12.9 Hetch Hetchy Power Stabilization Fund.**

2 Hetch Hetchy has entered into a long-term agreement to purchase a fixed amount of power.
3 Any excess power from this contract will be sold back to the power market.

4
5 To limit Hetch Hetchy's risk from adverse market conditions in the future years of the contract,
6 the Controller is authorized to establish a power stabilization account that reserves any
7 excess revenues from power sales in the early years of the contract. These funds may be
8 used to offset potential losses in the later years of the contract. The balance in this fund may
9 be reviewed and adjusted annually.

10
11 The power purchase amount reflected in the Public Utility Commission's expenditure budget
12 is the net amount of the cost of power purchased for Hetch Hetchy use. Power purchase
13 appropriations may be increased by the Controller to reflect the pass through costs of power
14 purchased for resale under long-term fixed contracts previously approved by the Board of
15 Supervisors.

16
17 **SECTION 12.10 Closure of Special Funds, Projects, and Accounts**

18 In accordance with Administrative Code Section 10.100-1(d), if there has been no expenditure
19 activity for the past two fiscal years, a special fund or project can be closed and repealed. The
20 Controller is hereby authorized and directed to reconcile and balance funds, projects and
21 accounts, and to close completed projects. The Controller is directed to create a clearing
22 account for the purpose of balancing surpluses and deficits in such funds, projects and
23 accounts, and funding administrative costs incurred to perform such reconciliations.

24
25 This budget ordinance appropriates fund balance from active project closeouts in continuing

1 funds as follows: \$99.6 million in the General Fund, \$77.4 million in the Homelessness
2 Gross Receipts Tax Fund, \$6.6 million in the Our City, Our Home Prop C Advance Fund,
3 \$10.7 million in the Building Inspection Fund, \$3.5 million in the Building
4 Inspection Repair and Demolition Fund, \$4.2 million in the Zuckerberg San Francisco
5 General hospital enterprise fund, \$2.6 million in the Cable TV Access Fund, and \$2.4 million
6 in the Assessor's State Authorized Special Revenue Fund. The Controller is directed to
7 deappropriate projects up to this amount to realize the fund balance.

8 **SECTION 12.11 Charter-Mandated Baseline Appropriations.**

9
10 The Controller is authorized to increase or reduce budgetary appropriations as required by
11 the Charter for baseline allocations to align allocations to the amounts required by formula
12 based on actual revenues received during the fiscal year. Departments must obtain Board of
13 Supervisors' approval prior to any expenditure supported by increasing baseline allocations
14 as required under the Charter and the Municipal Code.

15 **SECTION 12.12 Parking Tax Allocation.**

16
17 The Controller is authorized to increase or decrease final budgetary allocation of parking tax
18 in-lieu transfers to reflect actual collections to the Municipal Transportation Agency. The
19 Municipal Transportation Agency must obtain Board of Supervisors' approval prior to any
20 expenditure supported by allocations that accrue to the Agency that are greater than those
21 already appropriated in the Annual Appropriation Ordinance.

22 **SECTION 12.13 Former Redevelopment Agency Funds.**

23 Pursuant to Board of Supervisors Ordinance 215-12, the Successor Agency to the San
24 Francisco Redevelopment Agency (also known as the Office of Community Investment and
25

1 Infrastructure, or OCII) is a separate legal entity from the City and its budget is subject to
2 separate approval by resolution of the Board of Supervisors. The Controller is authorized to
3 transfer funds and appropriation authority between and within accounts related to former San
4 Francisco Redevelopment Agency (SFRA) fund balances to serve the accounting
5 requirements of the OCII, the Port, the Mayor's Office of Housing and the City Administrator's
6 office and to comply with State requirements and applicable bond covenants.

7
8 The Purchaser is authorized to allow the OCII and departments to follow applicable
9 contracting and purchasing procedures of the former SFRA and waive inconsistent provisions
10 of the San Francisco Administrative Code when managing contracts and purchasing
11 transactions related to programs formerly administered by the SFRA.

12
13 If during the course of the budget period, the OCII requests departments to provide additional
14 services beyond budgeted amounts and the Controller determines that the Successor Agency
15 has sufficient additional funds available to reimburse departments for such additional
16 services, the departmental expenditure authority to provide such services is hereby
17 appropriated.

18
19 When 100% of property tax increment revenues for a redevelopment project area are pledged
20 based on an agreement that constitutes an enforceable obligation, the Controller will increase
21 or decrease appropriations to match actual revenues realized for the project area.

22
23 The Mayor's Office of Housing and Community Development is authorized to act as the fiscal
24 agent for the Public Initiatives Development Corporation (PIDC) and receive and disburse
25 PIDC funds as authorized by the PIDC bylaws and the PIDC Board of Directors.

1 **SECTION 12.14 CleanPowerSF.**

2 CleanPowerSF customer payments and all other associated revenues deposited in the
3 CleanPowerSF special revenue fund are hereby appropriated in the amounts actually
4 received by the City in each fiscal year. The Controller is authorized to disburse the revenues
5 appropriated by this section as well as those appropriated yet unspent from prior fiscal years
6 to pay power purchase obligations and other operating costs as provided in the program plans
7 and annual budgets, as approved by the Board of Supervisors for the purposes authorized
8 therein.

9
10 **SECTION 12.15 Unclaimed Funds Escheatment Noticing & Accounting Procedures**

11 Pursuant to Government Code Sections 50055 and 50057, the Board of Supervisors
12 authorizes the Treasurer to transfer to the General Fund without publication of a notice in a
13 newspaper the following amounts that remain unclaimed in the treasury of the City or in the
14 official custody of an officer of the City for a period of at least one year: (1) any individual
15 items of less than \$15; and (2) any individual items of \$5,000 or less if the depositor's name
16 is unknown. The Treasurer shall notify the Controller of transfers performed using this
17 authorization.

18
19 **SECTION 14. Departments.**

20 The term department as used in this ordinance shall mean department, bureau, office, utility,
21 agency, board or commission, as the case may be. The term department head as used herein
22 shall be the chief executive duly appointed and acting as provided in the Charter. When one
23 or more departments are reorganized or consolidated, the former entities may be displayed
24 as separate units, if, in the opinion of the Controller, this will facilitate accounting or reporting.

25

1 (a) The Public Utilities Commission shall be considered one entity for budget purposes
2 and for disbursement of funds within each of the enterprises. The entity shall retain its
3 enterprises, including Water, Hetch Hetchy, Wastewater, and the Public Utilities Commission,
4 as separate utility fund enterprises under the jurisdiction of the Public Utilities Commission
5 and with the authority provided by the Charter. This section shall not be construed as a merger
6 or completion of the Hetch Hetchy Project, which shall not be deemed completed until a
7 specific finding of completion has been made by the Public Utilities Commission. The
8 consolidated agency will be recognized for purposes of determining employee seniority,
9 position transfers, budgetary authority and transfers or reappropriation of funds.

10
11 (b) There shall be a General Services Agency, headed by the City Administrator, including
12 the Department of Public Works, the Department of Telecommunication and Information
13 Services, and the Department of Administrative Services. The City Administrator shall be
14 considered one entity for budget purposes and for disbursement of funds.

15
16 (c) There shall be a Human Services Agency, which shall be considered one entity for
17 budget purposes and for disbursement of funds. Within the Human Services Agency shall be
18 two departments: (1) the Department of Human Services, under the Human Services
19 Commission, and (2) the Department of Disability and Aging Services ("DAAS"), under the
20 Disability and Aging Services Commission, includes Adult Protective Services, the Public
21 Administrator/Public Guardian, the Mental Health Conservator, the Department of Disability
22 and Aging Services, the County Veterans' Service Officer, and the In-Home Supportive
23 Services Program. This budgetary structure does not affect the legal status or structure of the
24 two departments. The Human Resources Director and the Controller are authorized to
25 transfer employees, positions, and funding in order to effectuate the transfer of the program

1 from one department to the other. The consolidated agency will be recognized for purposes
2 of determining employee seniority, position transfers, budgetary authority and transfers or
3 reappropriation of funds.

4
5 The departments within the Human Services Agency shall coordinate with each other and
6 with the Disability and Aging Services Commission to improve delivery of services, increase
7 administrative efficiencies and eliminate duplication of efforts. To this end, they may share
8 staff and facilities. This coordination is not intended to diminish the authority of the Disability
9 and Aging Services Commission over matters under the jurisdiction of the Commission.

10
11 The Director of the Aging and Adult Services Commission also may serve as the department
12 head for DAAS, and/or as a deputy director for the Department of Human Services, but shall
13 receive no additional compensation by virtue of an additional appointment. If an additional
14 appointment is made, it shall not diminish the authority of the Aging and Adult Services
15 Commission over matters under the jurisdiction of the
16 Commission.

17 (d) The Local Agency Formation Commission (LAFCo) is a separate legal entity established
18 under State law and is not a department or agency of the City. Because the City has a legal
19 obligation to provide funds to LAFCo, this ordinance includes an appropriation for that
20 purpose. Although LAFCo is not part of the Board of Supervisors or subject to the Board's
21 oversight and direction, this ordinance includes appropriations to LAFCo in the Board of
22 Supervisors budget for administrative reasons related to the format of this ordinance. Any
23 transfers of funds to LAFCo from other appropriations in the budget are prohibited without
24 approval by a subsequent ordinance. City staff, including but not limited to the Clerk of the
25

1 Board of Supervisors, may not perform work for LAFCo, except as authorized by a
2 memorandum of understanding between the City and LAFCo, subject to any required
3 approvals.

4
5 **SECTION 15. Travel Reimbursement and Cell Phone Stipends.**

6 The Controller shall establish rules for the payment of all amounts payable for travel for
7 officers and employees, and for the presentation of such vouchers as the Controller shall
8 deem proper in connection with expenditures made pursuant to said Section. No allowance
9 shall be made for traveling expenses provided for in this ordinance unless funds have been
10 appropriated or set aside for such expenses in accordance with the provisions of the Charter.

11
12 The Controller may advance the sums necessary for traveling expenses, but proper account
13 and return must be made of said sums so advanced by the person receiving the same within
14 ten days after said person returns to duty in the City, and failure on the part of the person
15 involved to make such accounting shall be sufficient cause for the Controller to withhold from
16 such persons pay check or checks in a sum equivalent to the amount to be accounted.

17
18 In consultation with the Human Resources Director, the Controller shall establish rules and
19 parameters for the payment of monthly stipends to officers and employees who use their own
20 cells phones to maintain continuous communication with their workplace, and who participate
21 in a Citywide program that reduces costs of City-owned cell phones.

22
23 **SECTION 15.1 State of California Travel Program.**

24 To ensure cost effective rates and charges and reduce administrative burdens and costs
25 associated with expense reimbursement for City business-related travel and field expenses,

1 the Controller's Office is authorized to implement rules and regulations required of
2 departments that participate in the State of California's Statewide Travel Program,
3 administered by the California Department of General Services, which provides access to
4 State-negotiated rates with hotel, airline, and car rental providers in adherence with the
5 State's competitive procurement solicitation and contract award rules and regulations. In
6 compliance with rules and regulations established by the Controller, which may be updated
7 from time to time, departments are permitted to participate in the State of California Travel
8 Program as per the preestablished terms and conditions required by the State for local
9 governments. The Controller's Accounting Policies and Procedures manual shall include the
10 State of California Travel Program rules and regulations. This provision shall satisfy San
11 Francisco Administrative Code approval, including Section 21.16 Use of Purchasing
12 Agreements and Reciprocal Agreements with Other Public and Non-Profit Agencies, for travel
13 and related services procured through the State of California Travel Program.

14
15 **SECTION 16. Contributed Revenue Reserve and Audit and Adjustment Reserve.**

16 The Controller is hereby authorized to establish a Contributed Revenue and Adjustment
17 Reserve to accumulate receipts in excess of those estimated revenues or unexpended
18 appropriations stated herein. Said reserve is established for the purpose of funding the budget
19 of the subsequent year, and the receipts in this reserve are hereby appropriated for
20 said purpose. The Controller is authorized to maintain an Audit and Adjustment Reserve to
21 offset audit adjustments, and to balance expenditure accounts to conform to year-end
22 balancing and year-end close requirements.

23
24 **SECTION 17. Airport Service Payment.**

25 The moneys received from the Airport's revenue fund as the Annual Service Payment

1 provided in the Airline-Airport Lease and Use Agreement are in satisfaction of all obligations
2 of the Airport Commission for indirect services provided by the City to the Commission and
3 San Francisco International Airport and constitute the total transfer to the City's General Fund.

4
5 The Controller is hereby authorized and directed to transfer to the City's General Fund from
6 the Airport revenue fund with the approval of the Airport Commission funds that constitute the
7 annual service payment provided in the Airline - Airport Lease and Use Agreement in addition
8 to the amount stated in the Annual Appropriation Ordinance.

9
10 On the last business day of the fiscal year, unless otherwise directed by the Airport
11 Commission, the Controller is hereby authorized and directed to transfer all moneys remaining
12 in the Airport's Contingency Account to the Airport's Revenue Fund. The Controller is further
13 authorized and directed to return such amounts as were transferred from the Contingency
14 Account, back to the Contingency Account from the Revenue Fund Unappropriated Surplus
15 on the first business day of the succeeding fiscal year, unless otherwise directed by the Airport
16 Commission.

17
18 **SECTION 18. Pooled Cash, Investments.**

19 The Treasurer and Controller are hereby authorized to transfer available fund balances within
20 pooled cash accounts to meet the cash management of the City, provided that special and
21 non-subsidized enterprise funds shall be credited interest earnings on any funds temporarily
22 borrowed therefrom at the rate of interest earned on the City Pooled Cash Fund. No such
23 cash transfers shall be allowed where the investment of said funds in investments such as
24 the pooled funds of the City is restricted by law.

25

1 **SECTION 19. Matching Funds for Federal or State Programs.**

2 Funds contributed to meet operating deficits and/or to provide matching funds for federal or
3 State aid (e.g. Medicaid under SB 855 or similar legislation for Zuckerberg San Francisco
4 General Hospital) are specifically deemed to be made exclusively from local property and
5 business tax sources.

6
7 **SECTION 20. Advance Funding of Bond Projects – City Departments.**

8 Whenever the City has authorized appropriations for the advance funding of projects which
9 may at a future time be funded from the proceeds of general obligation, revenue, or lease
10 revenue bond issues or other legal obligations of the City, the Controller shall recover from
11 bond proceeds or other available sources, when they become available, the amount of any
12 interest earnings foregone by the General Fund as a result of such cash advance to
13 disbursements made pursuant to said appropriations. The Controller shall use the monthly
14 rate of return earned by the Treasurer on City Pooled Cash Fund during the period or periods
15 covered by the advance as the basis for computing the amount of interest foregone which is
16 to be credited to the General Fund.

17
18 **SECTION 21. Advance Funding of Projects – Transportation Authority.**

19 Whenever the San Francisco County Transportation Authority requests advance funding of
20 the costs of administration or the costs of projects specified in the City and County of San
21 Francisco Transportation Expenditure Plan which will be funded from proceeds of the
22 transactions and use tax as set forth in Article 14 of the Business and Tax Regulations Code
23 of the City, the Controller is hereby authorized to make such advance. The Controller shall
24 recover from the proceeds of the transactions and use tax when they become available, the
25 amount of the advance and any interest earnings foregone by the City General Fund as a

1 result of such cash advance funding. The Controller shall use the monthly rate of return
2 earned by the Treasurer on General City Pooled Cash funds during the period or periods
3 covered by the advance as the basis for computing the amount of interest foregone which is
4 to be credited to the General Fund.

5
6 **SECTION 22. Controller to Make Adjustments, Correct Clerical Errors.**

7 The Controller is hereby authorized and directed to adjust interdepartmental appropriations,
8 make transfers to correct objects of expenditures classifications and to correct clerical or
9 computational errors as may be ascertained by the Controller to exist in this ordinance. The
10 Controller shall file with the Clerk of the Board a list of such adjustments, transfers and
11 corrections made pursuant to this Section.

12
13 The Controller is hereby authorized to make the necessary transfers to correct objects of
14 expenditure classifications, and corrections in classifications made necessary by changes in
15 the proposed method of expenditure.

16
17 **SECTION 22.1 Controller to Implement New Financial and Interfacing Subsystems.**

18 In order to further the implementation and adoption of the Financial and Procurement
19 System's modules, the Controller shall have the authority to reclassify departments'
20 appropriations to conform to the accounting and project costing structures established in the
21 new system, as well as reclassify contract authority utilized (expended) balances and
22 unutilized (available) balances to reflect actual spending.

23
24 **SECTION 23. Transfer of State Revenues.**

25 The Controller is authorized to transfer revenues among City departments to comply with

1 provisions in the State budget.

2
3 **SECTION 24. Use of Permit Revenues from the Department of Building Inspection.**

4 Permit revenue funds from the Department of Building Inspection that are transferred to other
5 departments as shown in this budget shall be used only to fund the planning, regulatory,
6 enforcement and building design activities that have a demonstrated nexus with the projects
7 that produce the fee revenues.

8
9 **SECTION 25. Board of Supervisors Official Advertising Charges.**

10 The Board of Supervisors is authorized to collect funds from enterprise departments to place
11 official advertising. The funds collected are automatically appropriated in the budget of the
12 Board of Supervisors as they are received.

13
14 **SECTION 26. Work Order Appropriations.**

15 The Board of Supervisors directs the Controller to establish work orders pursuant to Board-
16 approved appropriations, including positions needed to perform work order services, and
17 corresponding recoveries for services that are fully cost covered, including but not limited to
18 services provided by one City department to another City department, as well as services
19 provided by City departments to external agencies, including but not limited to the Office of
20 Community Investment and Infrastructure, the Treasure Island Development Authority, the
21 School District, and the Community College District. Revenues for services from external
22 agencies shall be appropriated by the Controller in accordance with the terms and conditions
23 established to perform the service.

SECTION 26.1 Property Tax System

In order to minimize new appropriations to the property tax system replacement project, the Controller is authorized and directed to apply operational savings from the offices of the Tax Collector, Assessor, and Controller to the project. No later than June 1, 2018 the Controller shall report to the Budget and Legislative Analyst's Office and Budget and Finance Committee on the specific amount of operational savings, including details on the source of such savings, in the budgets of Tax Collector, Assessor, and Controller that are re-allocated to the Property Tax System Replacement Project

SECTION 27. Revenue Reserves and Deferrals.

The Controller is authorized to establish fee reserve allocations for a given program to the extent that the cost of service exceeds the revenue received in a given fiscal year, including establishment of deferred revenue or reserve accounts. In order to maintain balance between budgeted revenues and expenditures, revenues realized in the fiscal year preceding the year in which they are appropriated shall be considered reserved for the purposes for which they are appropriated.

SECTION 28. Close-Out of Reserved Appropriations.

On an annual basis, the Controller shall report the status of all reserves, their remaining balances, and departments' explanations of why funding has not been requested for release. Continuation of reserves will be subject to consideration and action by the Budget and Finance Committee or Budget and Appropriations Committee. The Controller shall close out reserved appropriations that are no longer required by the department for the purposes for which they were appropriated.

1 **SECTION 28.1. Reserves Placed on Expenditures by Controller.**

2 Consistent with Charter Section 3.105(d), the Controller is authorized to reserve expenditures
3 in the City's budget equal to uncertain revenues, as deemed appropriate by the Controller.
4 The Controller is authorized to remove, transfer, and update reserves to expenditures in the
5 budget as revenue estimates are updated and received in order to maintain City operations.

6
7 **SECTION 29. Appropriation Control of Capital Improvement Projects and Equipment.**

8 Unless otherwise exempted in another section of the Administrative Code or Annual
9 Appropriation Ordinance, and in accordance with Administrative Code Section 3.18,
10 departments may transfer funds from one Board-approved capital project to another Board-
11 approved capital project. The Controller shall approve transfers only if they do not materially
12 change the size or scope of the original project. Annually, the Controller shall report to the
13 Board of Supervisors on transfers of funds that exceed 10% of the original appropriation to
14 which the transfer is made.

15
16 The Controller is authorized to approve substitutions within equipment items purchased to
17 equip capital facilities providing that the total cost is within the Board-approved capital project
18 appropriation.

19
20 The Controller is authorized to transfer approved appropriations between departments to
21 correctly account for capitalization of fixed assets.

22
23 The Controller is authorized to shift sources among cash and COP-funded capital projects
24 across General Fund departments to ensure the most efficient and cost-effective
25 administration of COP funds, provided there is no net increase or decrease in project budgets.

1 The Controller is hereby authorized to revise COP debt service appropriations within General
2 Fund supported COP debt service funds for authorized but unissued debt, in order to make
3 final debt service payments due upon issuance of authorized debt. Such revisions shall not
4 increase or decrease approved expenditure authority and shall only be done for the purpose
5 of reducing interest costs in future years. Such revisions shall only be made if the Controller
6 determines it is financially advantageous to do so.

7
8 **SECTION 30. Business Improvement Districts.**

9 Proceeds from all special assessments levied on real property included in the property-based
10 business improvement districts in the City are hereby appropriated in the respective amounts
11 actually received by the City in such fiscal year for each such district.

12
13 The Controller is authorized to disburse the assessment revenues appropriated by this section
14 to the respective Owners' Associations (as defined in Section 36614.5 of the Streets and
15 Highways Code) for such districts as provided in the management district plans, resolutions
16 establishing the districts, annual budgets and management agreements, as approved by the
17 Board of Supervisors for each such district, for the purposes authorized
18 therein. The Tourism Improvement District and Moscone Expansion Business Improvement
19 District assessments are levied on gross hotel room revenue and are collected and distributed
20 by the Tax Collector's Office.

21
22 **SECTION 31. Infrastructure Financing, Infrastructure Revitalization and Financing, and**
23 **Enhanced Infrastructure Financing Districts.**

24 Within the City, the Board of Supervisors has formed certain voluntary tax increment financing
25 districts under State legislation:

- 1 • Pursuant to California Government Code Section 53395 et seq. (IFD Law), the Board of
2 Supervisors formed Infrastructure Financing Districts (IFD)
- 3 • Pursuant to California Government Code Section 53369 et seq. (IRFD Law), the Board of
4 Supervisors formed Infrastructure and Revitalization Financing Districts (IRFD) within the City.
- 5 • Pursuant to California Government Code Section 55398.50 et seq. (EIFD), the Board of
6 Supervisors and Enhanced Infrastructure Financing District Public Financing Authority No. 1
7 formed an Enhanced Infrastructure Financing District (EIFD).

8 The Board of Supervisors hereby authorizes the Controller to transfer funds and appropriation
9 authority between and within accounts related to City IFDs, IRFDs, and EIFDs to serve
10 accounting and State requirements, the latest approved Infrastructure Financing Plan for a
11 District, and applicable bond covenants.

12
13 When 100% of the portion of property tax increment normally appropriated to the City's
14 General Fund or Special Revenue Fund or to the County's Educational Revenue
15 Augmentation Fund (ERAF) is instead pledged, based on Board of Supervisors Ordinance or
16 Resolution approving the Infrastructure Financing Plan, the Controller may increase or
17 decrease appropriations to match actual revenues realized for the IFD, IRFD, or EIFD. Any
18 increases to appropriations would be consistent with the Financing Plan previously approved
19 by the Board of Supervisors.

20
21
22
23
24
25

IFD/IRFD No / Title	Ordinance	Estimated Tax Increment *	
		FY 2023-24	FY 2024-25
IFD 2 Port Infrastructure Financing District Subproject Area Pier 70 G-1 Historic Core	27-16	\$ 779,000	\$ 794,000
IFD 2 Port Infrastructure Financing District Subproject Areas Pier 70 G-2, G-3, and G-4	220-18	\$ 2,283,000	\$ 4,323,000
IFD 2 Port Infrastructure Financing District Subproject Area I (Mission Rock)	34-18	\$ 5,103,000	\$ 5,305,000
IRFD 1 Treasure Island Infrastructure and Revitalization Financing District	21-17	\$ 8,897,000	\$ 11,612,000
IRFD 2 Hoedown Yard Infrastructure and Revitalization Financing District	348-18	\$ -	\$ 1,830,000

*Estimated tax increment per approved Infrastructure Financing Plans.

SECTION 32. Community Facilities and Special Tax Districts.

Pursuant to California Government Code 53311 et seq. (Mello-Roos Community Facilities Act of 1982) and Chapter 43, Article X of the San Francisco Administrative Code, which incorporates the Mello-Roos Community Facilities Act of 1982, the Board of Supervisors formed Community Facilities Districts (CFDs) and Special Tax Districts (STDs) within the City. Proceeds from special taxes levied on property in the CFDs/STDs are hereby appropriated in the respective amounts actually received by the City in such fiscal year for each such district.

The Controller is authorized to disburse the special tax revenues appropriated by this section as provided in the Joint Community Facilities Agreements, Development Agreements, Disposition and Development Agreements, Resolutions of Formation, and Ordinances levying special taxes, as approved by the Board of Supervisors for each such district for the purposes authorized therein.

The Controller may transfer funds and appropriation authority between and within accounts related to CFDs and STDs to serve accounting requirements, pay authorized expenditures described in the Board of Supervisors approved Resolution of Formation for each district (as

1 approved in the referenced Ordinances), and comply with applicable bond covenants.

2

3 The table below provides estimated special tax revenues for informational purposes; only
4 amounts actually received by the City and County of San Francisco for each district in any
5 given fiscal year are authorized to be expended.

6

7

8

9

10

11

12

13

14

15

16

17

18

19

20

21

22

23

24

25

CFD/STD No / Title

CFD/STD No / Title	Ordinance	Estimated Special Tax Revenues	
		(FY 2023-24)	(FY 2024-25)
CFD No. 2014-1 (Transbay) (1)	001-15	\$ 32,711,674	\$ 33,365,908
CFD No. 2016-1 (T.I.) - IA No. 1 (2)(3)	022-17	\$ 2,890,444	\$ 2,948,253
CFD No. 2016-1 (T.I.) - IA No. 2 (2)(3)	022-17	\$ 2,330,136	\$ 2,376,739
CFD No. 2016-1 (T.I.) - IA No. 3 (4)	022-17	\$ -	\$ 1,293,535
STD No. 2018-1 (Central SoMa)	021-19	\$ -	\$ -
STD No. 2019-1 (P70 Condos) (5)	027-20	\$ 1,180,912	\$ 1,204,530
STD No. 2019-2 (P70 Leased) (6)	028-20	\$ 562,094	\$ 573,336
STD No. 2020-1 (Mission Rock) (7)	079-20	\$ 8,843,065	\$ 9,019,927
STD No. 2022-1 (Power Station)	061-22	\$ -	\$ -

*Preliminary, subject to change

Notes:

- (1) Special tax projection are subject to change if additional properties issue a COO as of the fiscal year cut-off date.
- (2) Based on building permits issued as of April 10, 2023.
- (3) Special tax projections are subject to change if additional parcels issue building permits prior to the June 30th cut-off
- (4) Assumes the building permit for Sub-Block C3.5 is issued by September 2023. Special tax estimates based on Attachment of the RMA.
- (5) "Based on VDDA Execution Dates and COOs as of "&\$A1&". PKN is the only property that has had a VDDA Executio Date, no property has issued a COO. Special tax estimates based on Attachment 3 of the RMA.
- (6) "Based on VDDA Execution Dates and COOs as of "&\$A1&". Building 12 is the only property that has had a VDDA Execution Date and issued a COO.
- (7) "Based on Parcel Lease Execution Dates as of "&A1&". Parcel G was Developed as of FY 2022-23 and the remaining 1 Zone 1 parcels are Developed as of FY 2023-24.

SECTION 32.1. Exclusion of Projected Unassigned Fund Balance from Budget Stabilization Reserve.

One hundred fifty-four million, eight hundred sixty thousand and nine hundred forty-three dollars (\$154,860,943) of projected but unbudgeted, unassigned fund balance from fiscal year 2023-24 is designated for balancing future budget shortfalls in FY 2025-26 and after. This amount shall not be included in the calculations of deposits to the Budget Stabilization Reserve described in Administrative Code Section 10.60 (c).

SECTION 32.2. Federal and State Emergency Revenue Revisions.

The Controller is authorized to revise approved revenue budgets for federal and state

1 emergency-related revenues to manage timing differences and cash flow needs driven by
2 changing granting agencies' guidance and approvals, provided that such adjustments shall
3 not change cumulative total revenue budgets in a given fund for the period from fiscal years
4 2020-21 through 2025-26. Such revisions shall not change approved expenditure authority.
5 The Controller shall report any such revisions to the Mayor and Board within 30 days of their
6 enactment.

7
8 **SECTION 32.3 Fiscal Cliff Reserve.**

9 Administrative Provision 32.1 of the fiscal year 2021-22 budget designated fund balance from
10 fiscal year 2020-21 to the Fiscal Cliff Reserve for the purpose of maintaining projected budget
11 shortfalls following the spend down of federal and state stimulus funds and other one-time
12 sources used to balance the fiscal year 2021-22 and fiscal year 2022-23 budget. In addition
13 to that purpose, the Fiscal Cliff Reserve is hereby amended to include that it also serves the
14 purpose of managing business tax revenue shortfalls. This assignment shall not be included
15 in the calculations of deposits to the Budget Stabilization Reserve described in Administrative
16 Code Section 10.60 (c).

17
18 **SECTION 33. Federal, State and Local Match Sources & Uses Accounting for COVID-
19 19 Emergency.**

20 The Controller is authorized to adjust federal and state sources appropriations to reflect
21 eligible costs by authorized spending category, to ensure cost reimbursement recovery
22 revenues are maximized, and to align eligible costs to the appropriate federal or state fund,
23 provided there is no net increase or decrease to COVID-19 emergency response revenues
24 or expenditures. Adjustments may be made across fiscal years.

SECTION 34. Transbay Joint Powers Authority Financing.

Sources received for purposes of payment of debt service for the approved and issued Transbay Community Facilities District special tax bonds and the approved and drawn City bridge loan to the Transbay Joint Powers Authority are hereby appropriated.

APPROVED AS TO FORM:

DAVID CHIU, City Attorney

By: _____ /s/ _____
ANNE PEARSON
Deputy City Attorney

1 Note: Additions are *single-underline italics Times New Roman*;
2 deletions are *strikethrough italics Times New Roman*.
3 Board amendment additions are double underlined.
4 Board amendment deletions are ~~strikethrough normal~~.

4 BE IT ORDAINED BY THE PEOPLE OF THE CITY AND COUNTY OF SAN FRANCISCO.

6 **SECTION 3. General Authority.**

7 The Controller is hereby authorized and directed to set up appropriate accounts for the items
8 of receipts and expenditures appropriated herein.

10 **SECTION 3.1 Two-Year Budget.**

11 For departments for which the Board of Supervisors has authorized, or the Charter requires,
12 a fixed two-year budget, appropriations in this ordinance shall be available for allotment by
13 the Controller on July 1st of the fiscal year in which appropriations have been approved. The
14 Controller is authorized to adjust the two-year budget to reflect transfers and substitutions
15 consistent with City's policies and restrictions for such transfers. The Controller is further
16 authorized to make adjustments to the second year budgets consistent with Citywide
17 estimates for salaries, fringe benefits, and work orders.

19 **SECTION 4. Interim Budget Provisions.**

20 All funds for equipment and new capital improvements shall be held in reserve until final **action**
21 ~~by the Board of Supervisors~~enactment of the budget. No new equipment or capital
22 improvements shall be authorized during the interim period other than equipment or capital
23 improvements that, in the discretion of the Controller, is reasonably required for the continued
24 operation of existing programs or projects previously approved by the Board of Supervisors.
25 Authorization for the purchase of such equipment may be approved by the Board of
Supervisors.

1
2 During the period of the interim ~~A~~annual ~~a~~Appropriation ~~e~~Ordinance and interim ~~a~~Annual
3 ~~s~~Salary ~~e~~Ordinance, no transfer of funds within a department shall be permitted without
4 approval of the Controller, Mayor's Budget Director and the Chair of the Budget and Finance
5 Committee.

6
7 When the Budget and Finance Committee or Budget and Appropriations Committee reserves
8 selected expenditure items pending receipt of additional information from departments, upon
9 receipt of the required information to the satisfaction of that committee, the Controller may
10 release the previously reserved funds with no further action required by the Board of
11 Supervisors.

12
13 If the Budget and Finance Committee or Budget and Appropriations Committee recommends
14 a budget that increases funding that was deleted in the Mayor's Budget, the Controller shall
15 have the authority to continue to pay these expenses until final ~~passage-enactment~~ of the
16 budget ~~by the Board of Supervisors, and approval of the budget by the Mayor.~~

17
18 **SECTION 4.1 Interim Budget – Positions.**

19 No new position may be filled in the interim period with the exception of those positions which
20 in the discretion of the Controller are critical for the operation of existing programs or for
21 projects previously approved by the Board of Supervisors or are required for emergency
22 operations or where such positions would result in a net increase in revenues or where such
23 positions are required to comply with law. New positions shall be defined as those positions
24 that are enumerated in the Mayor's budget for the current fiscal year but were not enumerated
25 in the appropriation and salary ordinances for the prior fiscal year, as amended, through June
30 of the prior fiscal year. In the event the Mayor has approved the

1 reclassification of a position in the department's budget for the current fiscal year, the
2 Controller shall process a temporary or "tx" requisition at the request of the department and
3 subject to approval of the Human Resources Director. Such action will allow for the continued
4 employment of the incumbent in ~~his or her~~their former position pending action ~~by the Board~~
5 ~~of Supervisors~~ on the proposed reclassifications.

6
7 If the Budget and Finance Committee or Budget and Appropriations Committee of the Board
8 of Supervisors recommends a budget that reinstates positions that were deleted in the
9 Mayor's Budget, the Controller and the Human Resources Director shall have the authority to
10 continue to employ and pay the salaries of the reinstated positions until final ~~passage~~
11 ~~enactment~~ of the budget ~~by the Board of Supervisors, and approval of the budget by the~~
12 ~~Mayor.~~

13 **SECTION 5. Transfers of Functions and Duties.**

14 Where revenues for any fund or department are herein provided by transfer from any other
15 fund or department, or where a duty or a performance has been transferred from one
16 department to another, the Controller is authorized and directed to make the related transfer
17 of funds, provided further, that where revenues for any fund or department are herein provided
18 by transfer from any other fund or department in consideration of departmental services to be
19 rendered, in no event shall such transfer of revenue be made in excess of the actual cost of
20 such service.
21

22
23 Where a duty or performance has been transferred from one department to another or
24 departmental reorganization is effected as provided in the Charter, in addition to any required
25 transfer of funds, the Controller and Human Resources Director are authorized to make any
personnel transfers or reassignments between the affected departments and

1 appointing officers at a mutually convenient time, not to exceed 100 days from the effective
2 date of the ordinance or Mayoral memorandum transferring the duty or function. The
3 Controller, the Human Resources Director and Clerk of the Board of Supervisors, with
4 assistance of the City Attorney, are hereby authorized and directed to make such changes as
5 may be necessary to conform all applicable ordinances to reflect said reorganization, transfer
6 of duty or performance between departments.

7 8 **SECTION 5.1 Agencies Organized under One Department.**

9 Where one or more offices or agencies are organized under a single appointing officer or
10 department head, the component units may continue to be shown as separate agencies for
11 budgeting and accounting purposes to facilitate reporting. However, the entity shall be
12 considered a single department for purposes of employee assignment and seniority, position
13 transfers, and transfers of monies among funds within the department, and reappropriation of
14 funds.

15 16 **SECTION 5.2 Continuing Funds Appropriated.**

17 In addition to the amount provided from taxes, the Controller shall make available for
18 expenditure the amount of actual receipts from special funds whose receipts are continuously
19 appropriated as provided in the Municipal Codes.

20 21 **SECTION 5.3 Multi-Year Revenues.**

22 In connection with money received in one fiscal year for departmental services to be
23 performed in a subsequent year, the Controller is authorized to establish an account for
24 depositing revenues ~~which~~ that are applicable to the ensuing fiscal year, said revenue shall
25 be carried forward and become a part of the funds available for appropriation in said ensuing
fiscal year.

1
2
3
4
5
6
7
8
9
10
11
12
13
14
15
16
17
18
19
20
21
22
23
24
25

SECTION 5.4 Contracting Funds.

All money received in connection with contracts under which a portion of the moneys received is to be paid to the contractors and the remainder of the moneys received inures to the City ~~and County~~ shall be deposited in the Treasury.

(a) That portion of the money received that under the terms of the contract inures to the City ~~and County~~ shall be deposited to the credit of the appropriate fund.

(b) That portion of the money received that under the terms of the contracts is to be paid to the contractor shall be deposited in special accounts and is hereby appropriated for said purposes.

SECTION 5.5 Real Estate Services.

Rents received from properties acquired or held in trust for specific purposes are hereby appropriated to the extent necessary for maintenance of said properties, including services of the General Services Agency.

Moneys received from lessees, tenants or operators of City-owned property for the specific purpose of real estate services relative to such leases or operating agreements are hereby appropriated to the extent necessary to provide such services.

SECTION 5.6 Collection Services.

1 In any contracts for the collection of unpaid bills for services rendered to clients, patients or
2 both by the Department of Public Health in which said unpaid bills have not become
3 delinquent pursuant to Article V of Chapter 10 of the Administrative Code, the Controller is
4 hereby authorized to adjust the estimated revenues and expenditures of the various divisions
5 and institutions of the Department of Public Health to record such recoveries. Any percentage
6 of the amounts, not to exceed 25 percent, recovered from such unpaid bills by a contractor is
7 hereby appropriated to pay the costs of said contract. The Controller is authorized and is
8 hereby directed to establish appropriate accounts to record total collections and contract
9 payments relating to such unpaid bills.

10 **SECTION 5.7 Contract Amounts Based on Savings.**

11 When the terms of a contract provide for payment amounts to be determined by a percentage
12 of cost savings or previously unrecognized revenues, such amounts as are actually realized
13 from either said cost savings or unrecognized revenues are hereby appropriated to the extent
14 necessary to pay contract amounts due. The Controller is authorized and is hereby directed
15 to establish appropriate accounts to record such transactions.
16

17 **~~SECTION 5.8 Collection and Legal Services.~~**

18 ~~In any contracts between the City Attorney's Office and outside counsel for legal services in~~
19 ~~connection with the prosecution of actions filed on behalf of the City or for assistance in the~~
20 ~~prosecution of actions that the City Attorney files in the name of the People, where the fee to~~
21 ~~outside counsel is contingent on the recovery of a judgment or other monies by the City~~
22 ~~through such action, the Controller is hereby authorized to adjust the estimated revenues and~~
23 ~~expenditures of the City Attorney's Office to record such recoveries. A percentage of such~~
24 ~~recoveries, not to exceed 25 percent plus the amount of any out-of-pocket costs the Controller~~
25 ~~determines were actually incurred to prosecute such action, is hereby appropriated from the~~

1 ~~amount of such recoveries to pay the contingent fee due to such outside counsel under said~~
2 ~~contract and any costs incurred by the City or outside counsel in prosecuting the action. The~~
3 ~~Controller is authorized and hereby directed to establish appropriate accounts to record total~~
4 ~~collections and contingent fee and cost payments relating to such actions. The City Attorney~~
5 ~~as verified by the Controller shall report to the Board of Supervisors annually on the collections~~
6 ~~and costs incurred under this provision, including the case name, amount of judgment, the~~
7 ~~fund which the judgment was deposited, and the total cost of and funding source for the legal~~
8 ~~action.~~

9

10 **SECTION 6. Bond Interest and Redemption.**

11 In the event that estimated receipts from other than utility revenues, but including amounts
12 from ad-valorem taxes, shall exceed the actual requirements for bond interest and
13 redemption, said excess shall be transferred to a General Bond Interest and Redemption
14 Reserve account. The Bond Interest and Redemption Reserve is hereby appropriated to meet
15 debt service requirements including printing of bonds, cost of bond rating services, funds due
16 to the Internal Revenue Service and the legal opinions approving the validity of bonds
17 authorized to be sold not otherwise provided for herein.

18
19
20 Issuance, legal and financial advisory service costs, including the reimbursement of
21 departmental services in connection therewith, for debt instruments issued by the City ~~and~~
22 ~~County~~, to the

23
24 extent approved by the Board of Supervisors in authorizing the debt, may be
25 paid from the proceeds of such debt and are hereby appropriated for said purposes.

1 To the extent bond rating fees are incurred and payable prior to the issuance of Board of
2 Supervisors authorized Certificates of Participation due to unexpected changes in market
3 conditions causing a delay in issuance, such fees may be paid from funds appropriated for
4 annual Certificates of Participation debt service that exceed the actual requirements for bond
5 interest and redemption.

6

7 **SECTION 7. Allotment Controls.**

8 Since several items of expenditures herein appropriated are based on estimated receipts,
9 income or revenues which may not be fully realized, it shall be incumbent upon the Controller
10 to establish a schedule of allotments, of such duration as the Controller may determine, under
11 which the sums appropriated to the several departments shall be expended. The Controller
12 shall revise such revenue estimates periodically. If such revised estimates indicate a
13 shortage, the Controller shall hold in reserve an equivalent amount of the corresponding
14 expenditure appropriations set forth herein until the collection of the amounts as originally
15 estimated is assured, and in all cases where it is provided by the Charter that a specified or
16 minimum tax shall be levied for any department the amount of appropriation herein provided
17 derived from taxes shall not exceed the amount actually produced by the levy made for such
18 department.

19
20 The Controller in issuing payments or in certifying contracts, purchase orders or other
21 encumbrances pursuant to Section 3.105 of the Charter, shall consider only the allotted
22 portions of appropriation items to be available for encumbrance or expenditure and shall not
23 approve the incurring of liability under any allotment in excess of the amount of such allotment.
24 In case of emergency or unusual circumstances which could not be anticipated at the time of
25 allotment, an additional allotment for a period may be made on the recommendation of the
department head and the approval of the Controller. After the allotment schedule has been

1 established or fixed, as heretofore provided, it shall be unlawful for any department or officer
2 to expend or cause to be expended a sum greater than the amount set forth for the particular
3 activity in the allotment schedule so established,
4 unless an additional allotment is made, as herein provided.

5
6 Allotments, liabilities incurred and expenditures made under expenditure appropriations
7 herein enumerated shall in no case exceed the amount of each such appropriation, unless
8 the same shall have been increased by transfers or supplemental appropriations made in the
9 manner provided by Section 9.105 of the Charter.

10 **SECTION 7.1 Prior Year Encumbrances.**

11
12 The Controller is hereby authorized to establish reserves for the purpose of providing funds
13 for adjustments in connection with liquidation of encumbrances and other obligations of prior
14 years.

15 **SECTION 7.2 Equipment Purchases.**

16
17 Funds for the purchase of items of equipment having a significant value of under \$20,000 and
18 a useful life of three years and over shall only be purchased from appropriations specifically
19 provided for equipment or lease-purchased equipment, including equipment from capital
20 projects. Departments may purchase additional or replacement equipment from previous
21 equipment or lease-purchase appropriations, or from citywide equipment and other non-
22 salary appropriations, with approval of the Mayor's Office and the Controller.

23
24 Where appropriations are made herein for the purpose of replacing automotive and other
25 equipment, the equipment replaced shall be surrendered to the General Services Agency and

1 shall be withdrawn from service on or before delivery to departments of the new automotive
2 equipment. When the replaced equipment is sold, in lieu of being traded-in, the proceeds shall
3 be deposited to a revenue account of the related fund. Provided, however,
4 that so much of said proceeds as may be required to affect the purchase of the new equipment
5 is hereby appropriated for the purpose. Funds herein appropriated for automotive equipment
6 shall not be used to buy a replacement of any automobile superior in class to the one being
7 replaced unless it has been specifically authorized by ~~the Board of Supervisors in the making~~
8 ~~of the~~ original appropriation ordinance.

9
10 Appropriations of equipment from current funds shall be construed to be annual
11 appropriations and unencumbered balances shall lapse at the close of the fiscal year.

12 **SECTION 7.3 Enterprise Deficits.**

13 Funds appropriated herein to meet estimated enterprise deficits shall be made available to
14 each such enterprise only to the extent that an actual deficit shall exist and not to exceed the
15 amount herein provided. Any amount not required for the purpose of meeting an enterprise
16 fund deficit shall be transferred back to the General Fund at the end of each fiscal year unless
17 otherwise appropriated by ordinance.
18

19 **SECTION 7.4 Public Utilities Commission Debt Service.**

20 The San Francisco Public Utilities Commission shall, in coordination with the Controller's
21 Office, record and report the use of debt service appropriations in their respective debt
22
23 service funds consistent with the Schedule of Bond Redemption and Interest Statement
24 included herein and as required pursuant to Governmental Accounting Standards Board
25 (GASB) and Generally Accepted Accounting Principles (GAAP) accounting rules,

1 requirements and practices. The Controller is hereby authorized to make all associated net-
2 zero appropriation transfers to ensure compliant financial reporting.

3 4 **SECTION 8. Expenditure Estimates.**

5 Where appropriations are made for specific projects or purposes which may involve the
6 payment of salaries or wages, the head of the department to which such appropriations are
7 made, or the head of the department authorized by contract or interdepartmental order to
8 make expenditures from each such appropriation, shall file with the Controller, when
9 requested, an estimate of the amount of any such expenditures to be made during the ensuing
10 period.

11 **SECTION 8.1 State and Federal Funds.**

12 The Controller is authorized to increase Federal and State funds that may be claimed due to
13 new General Fund expenditures appropriated by the Board of Supervisors. The Human
14 Resources Director is authorized to add civil service positions required to implement the
15 programs authorized by these funds. The Controller and the Human Resources Director shall
16 report to the Board of Supervisors any actions taken under this authorization before the Board
17 acts on the Annual Appropriation and Annual Salary Ordinances.

18 19 **SECTION 8.2 State and Federal Funding Restorations.**

20 If additional State or Federal funds are allocated to the City ~~and County of San Francisco~~ to
21 backfill State reductions, the Controller shall backfill any funds appropriated to any program
22 to the General Reserve.

23 24 25 **SECTION 8.3 Process for Addressing General Fund Revenue Shortfalls**

1 Upon receiving Controller estimates of revenue shortfalls that exceed the value of the General
2 Reserve and any other allowances for revenue shortfalls in the adopted City budget, the
3 Mayor shall inform the Board of Supervisors of actions to address this shortfall. The Board of
4 Supervisors may adopt an ordinance to reflect the Mayor's proposal or alternative proposals
5 in order to balance the budget.

6 7 **SECTION 9. Interdepartmental Services.**

8 The Controller is hereby authorized and directed to prescribe the method to be used in making
9 payments for interdepartmental services in accordance with the provisions of Section 3.105
10 of the Charter, and to provide for the establishment of interdepartmental reserves which may
11 be required to pay for future obligations which result from current
12 performances. Whenever in the judgment of the Controller, the amounts which have been set
13 aside for such purposes are no longer required or are in excess of the amount which is then
14 currently estimated to be required, the Controller shall transfer the amount no longer required
15 to the fund balance of the particular fund of which the reserve is a part. Provided further that
16 no expenditure shall be made for personnel services, rent, equipment and capital outlay
17 purposes from any interdepartmental reserve or work order fund without specific appropriation
18 by the Board of Supervisors.

19
20 The amount detailed in departmental budgets for services of other City departments cannot
21 be transferred to other spending categories without prior agreement from both the requesting
22 and performing departments.

23
24 The Controller, pursuant to the provisions of Charter Section 3.105, shall review and may
25

1 adjust charges or fees for services that may be authorized by the Board of Supervisors for
2 the administration of the Technology Marketplace. Such fees are hereby appropriated for that
3 purpose.

4
5 **SECTION 10. Positions in the City Service.**

6 Department heads shall not make appointments to any office or position until the Controller
7 shall certify that funds are available.

8
9 Funds provided herein for salaries or wages may, with the approval of the Controller, be used
10 to provide for temporary employment when it becomes necessary to replace the occupant of
11 a position while on extended leave without pay, or for the temporary filling of a vacancy in a
12 budgeted position. The Controller is authorized to approve the use of existing
13 salary appropriations within departments to fund permanent appointments of up to six months
14 to backfill anticipated vacancies to ensure implementation of successful succession plans and
15 to facilitate the transfer of mission critical knowledge. The Controller shall provide a report to
16 the Board of Supervisors every six months enumerating permanent positions created under
17 this authority.

18
19 Appointments to seasonal or temporary positions shall not exceed the term for which the
20 Controller has certified the availability of funds.

21
22 The Controller shall be immediately notified of a vacancy occurring in any position.

23
24 **SECTION 10.1 Positions, Funds, and Transfers for Specific Purposes.**

25 Funds for personnel services may be transferred from any legally available source on the

1 recommendation of the department head and approval by the City Administrator, Board or
2 Commission, for departments under their respective jurisdiction, and on authorization of the
3 Controller with the prior approval of the Human Resources Director for:

4
5 (a) Lump sum payments to officers, employees, police officers and fire fighters other than
6 elective officers and members of boards and commissions upon death or retirement or
7 separation caused by industrial accident for accumulated sick leave benefits in accordance
8 with Civil Service Commission rules.

9
10 (b) Payment of the supervisory differential adjustment, out of class pay or other negotiated
11 premium to employees who qualify for such adjustment provided that the transfer of funds
12 must be made from funds currently available in departmental personnel service
13 appropriations.

14 (c) Payment of any legal salary or fringe benefit obligations of the City ~~and County~~
15 including amounts required to fund arbitration awards.

16
17 (d) The Controller is hereby authorized to adjust salary appropriations for positions
18 administratively reclassified or temporarily exchanged by the Human Resources Director
19 provided that the reclassified position and the former position are in the same functional area.

20
21 (e) Positions may be substituted or exchanged between the various salary appropriations
22 or position classifications when approved by the Human Resources Director as long as said
23 transfers do not increase total departmental personnel service appropriations.

24
25 (f) The Controller is hereby authorized and directed upon the request of a department

1 head and the approval by the Mayor's Office to transfer from any legally available funds
2 amounts needed to fund legally mandated salaries, fringe benefits and other costs of City
3 employees. Such funds are hereby appropriated for the purpose set forth herein.

4
5 (g) The Controller is hereby authorized to transfer any legally available funds to adjust
6 salary and fringe benefit appropriations as required under reclassifications recommended by
7 the Human Resources Director and approved by the Board of Supervisors in implementing
8 the Management Compensation and Classification Plan.

9
10 Amounts transferred shall not exceed the actual amount required including the cost to the
11 City ~~and County~~ of mandatory fringe benefits.

12
13 (h) Pursuant to California Labor Code Section 4850.4, the Controller is authorized to make
14 advance payments from departments' salary accounts to employees participating in CalPERS
15 who apply for disability retirement. Repayment of these advanced disability retirement
16 payments from CalPERS and from employees are hereby appropriated to the departments'
17 salary account.

18
19 (i) For purposes of defining terms in Administrative Code Section 3.18, the Controller is
20 authorized to process transfers where such transfers are required to administer the budget
21 through the following certification process: In cases where expenditures are reduced at the
22 level of appropriation control during the Board of Supervisors phase of the budget process,
23 the Chair of the Budget and Finance Committee, on recommendation of the Controller, may
24 certify that such a reduction does not reflect a deliberate policy reduction adopted by the
25 Board. The Mayor's Budget Director may similarly provide such a certification regarding
reductions during the Mayor's phase of the budget process.

1
2
3
4
5
6
7
8
9
10
11
12
13
14
15
16
17
18
19
20
21
22
23
24
25

SECTION 10.2 Professional Services Contracts.

Funds appropriated for professional service contracts may be transferred to the account for salaries on the recommendation of the department head for the specific purpose of using City personnel in lieu of private contractors with the approval of the Human Resources Director and the Mayor and the certification by the Controller that such transfer of funds would not increase the cost of government.

SECTION 10.3 Surety Bond Fund Administration.

The Controller is hereby authorized to allocate funds from capital project appropriations to the San Francisco Self-Insurance Surety Bond Fund, as governed by Administrative Code Section 10.100-317 and in accordance with amounts determined pursuant to Administrative Code Section 14B.16.

SECTION 10.4 Salary Adjustments, Memoranda of Understanding (MOUs).

The Controller is authorized and directed to transfer from the Salary and Benefits Reserve, or any legally available funds, amounts necessary to adjust appropriations for salaries and related mandatory fringe benefits of employees whose compensation is pursuant to Charter Sections A8.403 (Registered Nurses), A8.404 (Transit Operators), A8.409 (Miscellaneous Employees), A8.405 and A8.590-1 through A8.590-5 (Police and Firefighters), revisions to State Law, and/or collective bargaining agreements adopted pursuant to the Charter or arbitration award. The Controller and Human Resources Director are further authorized and directed to adjust the rates of compensation to reflect current pay rates for any positions affected by the foregoing provisions.

1
2 Adjustments made pursuant to this section shall reflect only the percentage increase required
3 to adjust appropriations to reflect revised salary and other pay requirements above the funding
4 level established in the base and adopted budget of the
5 respective departments.

6
7 The Controller is authorized and directed to transfer from reserves or any legally available
8 funds amounts necessary to provide costs of non-salary benefits in ratified Memoranda of
9 Understanding or arbitration awards or Board of Supervisors approved employee and retiree
10 health and dental rates. The Controller's Office shall report to the Budget and Finance
11 Committee or Budget and Appropriations Committee on the status of the Salary and Benefits
12 Reserve, including amounts transferred to individual City departments and remaining Reserve
13 balances, as part of the Controller's Six and Nine Month Budget Status Reports.

14
15 **SECTION 10.5 MOUs to be Reflected in Department Budgets.**

16 Should the City ~~and County~~ adopt an MOU with a recognized employee bargaining
17 organization during the fiscal year which has fiscal effects, the Controller is authorized and
18 directed to reflect the budgetary impact of said MOU in departmental appropriations by
19 transferring amounts to or from the Salary and Benefits Reserve, or, for self-supporting or
20 restricted funds, to or from the respective unappropriated fund balance account. All amounts
21 transferred pursuant to this section are hereby appropriated for the purpose.

22
23 **SECTION 10.6 Funding Memoranda of Understanding (MOUs).**

24 Whenever the Board of Supervisors has ratified by ordinance or resolution Memoranda of
25 Understanding with recognized employee organizations or an arbitration award has become
effective, and said memoranda or award contains provisions requiring the expenditure of

1 funds, the Controller, on the recommendation of the Human Resources Director, shall reserve
2 sufficient funds to comply with such provisions and such funds are hereby appropriated for
3 such purposes. The Controller is hereby authorized to make such transfers from funds hereby
4 reserved or legally available as may be required to make funds available to departments to
5 carry out the purposes required by the Memoranda of Understanding or
6 arbitration award.

7
8
9
10 **SECTION 10.7 Fringe Benefit Rate Adjustments.**

11 Appropriations herein made for fringe benefits may be adjusted by the Controller to reflect
12 revised amounts required to support adopted or required contribution rates. The Controller is
13 authorized and is hereby directed to transfer between departmental appropriations and the
14 General Reserve or other unappropriated balance of funds any amounts resulting from
15 adopted or required contribution rates and such amounts are hereby appropriated to said
16 accounts.

17
18 When the Controller determines that prepayment of the employer share of pension
19 contributions is likely to be fiscally advantageous, the Controller is authorized to adjust
20 appropriations and transfers in order to make and reconcile such prepayments.

21
22 **SECTION 10.8 Police Department Uniformed Positions.**

23 Positions in the Police Department for each of the various ranks that are filled based on the
24 educational attainment of individual officers may be filled interchangeably at any level within
25 the rank (e.g., Patrol Officer Q2, Q3 or Q4, Sergeant Q50, Q51, Q52). The Controller and
Human Resources Director are hereby authorized to adjust payrolls, salary ordinances and

1 other documents, where necessary, to reflect the current status of individual employees;
2 provided however, that nothing in this section shall authorize an increase in the total number
3 of positions allocated to any one rank or to the Police Department.

4 **SECTION 10.9 Holidays, Special Provisions.**

5 Whenever the Mayor formally declares that any day is ~~declared to be~~ a holiday for City
6 employees under the terms of a Memorandum of Understanding~~by proclamation of the Mayor~~
7 ~~after such day has heretofore been declared a holiday by the Governor of the State of~~
8 ~~California or the President of the United States~~, the Controller, with the approval of the Mayor's
9 Office, is hereby authorized to make such transfer of funds not to exceed the actual cost of
10 said holiday from any legally available funds.
11

12 **SECTION 10.10 Litigation Reserve, Payments.**

13 The Controller is authorized and directed to transfer from the Reserve for Litigation Account
14 for General Fund supported departments or from any other legally available funds for other
15 funds, amounts required to make payments required to settle litigation against the City ~~and~~
16 ~~County of San Francisco~~ that has been recommended by the City Attorney and approved by
17 the Board of Supervisors in the manner provided in the Charter. Such funds are hereby
18 appropriated for the purposes set forth herein.
19

20 Amounts required to pay settlements of claims or litigation involving the Public Utilities
21 Commission are hereby appropriated from the Public Utilities Commission Wastewater
22 Enterprise fund balance or the Public Utilities Commission Water Enterprise fund balance, as
23 appropriate, for the purpose of paying such settlements following final approval of those
24 settlements by resolution or ordinance.
25

1 **SECTION 10.11 Changes in Health Services Eligibility.**

2 Should the Board of Supervisors amend Administrative Code Section 16.700 to change the
3 eligibility in the City's Health Service System, the Controller is authorized and directed to
4 transfer from any legally available funds or the Salary and Fringe Reserve for the amount
5 necessary to provide health benefit coverage not already reflected in the departmental
6 budgets.

7
8
9
10 **Section 10.12 Workers' Compensation Alternative Dispute Resolution Program**

11 Resolutions 85-19 and 86-19 authorized the Department of Human Resources to enter
12 Workers' Compensation Alternative Dispute Resolution (ADR) Labor-Management
13 Agreements with the San Francisco Firefighters' Association, Local 798, and San Francisco
14 Police Officers Association, respectively. These Agreements require the City to allocate an
15 amount equal to 50% of the ADR program estimated net savings, as determined by actuarial
16 report, for the benefit of active employees. The Controller is authorized and directed to
17 transfer from any legally available funds the amount necessary to make the required
18 allocations. This provision will terminate if the parties agree to terminate the Agreements.
19

20 **SECTION 11. Funds Received for Special Purposes, Trust Funds.**

21 The Controller is hereby authorized and directed to continue the existing special and trust
22 funds, revolving funds, and reserves and the receipts in and expenditures from each such
23 fund are hereby appropriated in accordance with law and the conditions under which each
24 such fund was established.
25

1 The Controller is hereby authorized and directed to set up additional special and trust funds
2 and reserves as may be created either by additional grants and bequests or under other
3 conditions, and the receipts in each fund are hereby appropriated in accordance with law for
4 the purposes and subject to the conditions under which each such fund was established.

5
6 **SECTION 11.1 Special and Trust Funds Appropriated.;** Approval of Certain Grant
7 Agreements under Charter Section 9.118

8 Whenever the City and County of San Francisco shall receive for a special purpose from the
9 United States of America, the State of California, or from any public or semi-public agency,
10 or from any private person, firm or corporation, any moneys, or property to be converted into
11 money, the Controller shall establish a special fund or account evidencing the said moneys
12 so received and specifying the special purposes for which they have been received and for
13 which they are held, which said account or fund shall be maintained by the Controller as long
14 as any portion of said moneys or property remains.

15
16 Recurring grant funds which are detailed in departmental budget submissions and approved
17 by the Mayor and Board of Supervisors in the annual budget shall be deemed to have met
18 the requirements of Administrative Code Section 10.170 for the approval to apply for, receive
19 and expend said funds and shall be construed to be funds received for a specific purpose as
20 set forth in this section. Where the amount of a recurring grant that is detailed in a department
21 budget submission exceeds \$1 million or the duration exceeds ten years, the grant agreement
22 shall be deemed approved by the Board of Supervisors under Charter Section 9.118.

23 Positions specifically approved by granting agencies in said grant awards may be filled as
24 though said positions were included in the annual budget and Annual Salary Ordinance,
25 provided however that the tenure of such positions shall be contingent on the continued
receipt of said grant funds. Individual grants may be adjusted by the Controller to reflect actual

1 awards made if granting agencies increase or decrease the grant award amounts estimated
2 in budget submissions.

3
4 The expenditures necessary from said funds or said accounts as created herein, in order to
5 carry out the purpose for which said moneys or orders have been received or for which said
6 accounts are being maintained, shall be approved by the Controller and said expenditures
7 are hereby appropriated in accordance with the terms and conditions under which said
8 moneys or orders have been received by the City ~~and County of San Francisco~~, and in
9 accordance with the conditions under which said funds are maintained.

10
11 The Controller is authorized to adjust transfers to the San Francisco Capital Planning Fund,
12 established by Administrative Code Section 10.100-286, to account for final capital project
13 planning expenditures reimbursed from approved sale of bonds and other long term financing
14 instruments.

15
16 **SECTION 11.2 Insurance Recoveries.**

17 Any moneys received by the City ~~and County of San Francisco~~ pursuant to the terms and
18 conditions of any insurance policy are hereby appropriated and made available to the general
19 city or specific departments for associated costs or claims.

20
21 **SECTION 11.3 Bond Premiums.**

22 Premiums received from the sale of bonds are hereby appropriated for bond interest and
23 redemption purposes of the issue upon which it was received.

24
25 **SECTION 11.4 Ballot Arguments.**

1 Receipts in and expenditures for payment for the printing of ballot arguments, are hereby
2 appropriated ~~in accordance with law and the conditions under which this appropriation is~~
3 ~~established.~~

4
5
6
7 **SECTION 11.5 Tenant Overtime.**

8 Whenever employees of departments are required to work overtime on account of services
9 required by renters, lessees or tenants of City-owned or occupied properties, or recipients of
10 services from City departments, the cost of such overtime employment shall be collected by
11 the departments from the requesters of said services and shall be deposited with the
12 Treasurer to the credit of departmental appropriations. All moneys deposited therein are
13 hereby appropriated for such purpose.

14
15 **SECTION 11.6 Refunds.**

16 The Controller is hereby authorized and directed to set up appropriations for refunding
17 amounts deposited in the Treasury in excess of amounts due, and the receipts and
18 expenditures from each are hereby appropriated in accordance with law. Whereby State
19 statute, local ordinance or court order, interest is payable on amounts to be refunded, in the
20 absence of appropriation therefore, such interest is herewith appropriated from the
21 unappropriated interest fund or interest earnings of the fund involved. The Controller is
22 authorized, and funds are hereby appropriated, to refund overpayments and any mandated
23 interest or penalties from State, Federal and local agencies when audits or other financial
24 analyses determine that the City has received payments in excess of amounts due.

25 **SECTION 11.7 Arbitrage.**

1 The Controller is hereby authorized and directed to refund excess interest earnings on bond
2 proceeds (arbitrage) when such amounts have been determined to be due and payable under
3 applicable Internal Revenue Service regulations. Such arbitrage refunds shall be charged in
4 the various bond funds in which the arbitrage earnings were recorded and such funds are
5 hereby appropriated for the purpose.

6
7 If bond indentures or fiscal agent agreements require interest earnings to be used to offset
8 annual lease financing payments, the Controller is authorized to make payments to the IRS
9 from annual budget appropriations for lease payments based on expected savings amounts.

10
11 **SECTION 11.8 Damage Recoveries and Restitution.**

12 Moneys received as payment for damage to City-owned property and equipment are hereby
13 appropriated to the department concerned to pay the cost of repairing such equipment or
14 property. Moneys received as payment for liquidated damages in a City-funded project are
15 appropriated to the department incurring costs of repairing or abating the damages. Any
16 excess funds, and any amount received for damaged property or equipment which is not to
17 be repaired shall be credited to a related fund.

18
19 Moneys received as restitution in a criminal proceeding to reimburse the City for losses
20 caused by an employee or third party are appropriated to the departments that incurred the
21 losses.

22
23 **SECTION 11.9 Purchasing Damage Recoveries.**

24 That portion of funds received pursuant to the provisions of Administrative Code Section
25 21.33 - failure to deliver article contracted for - as may be needed to affect the required

1 procurement are hereby appropriated for that purpose and the balance, if any, shall be
2 credited the related fund.

3
4 **SECTION 11.10 Off-Street Parking Guarantees.**

5 Whenever the Board of Supervisors has authorized the execution of agreements with
6 corporations for the construction of off-street parking and other facilities under which the City
7 ~~and County of San Francisco~~ guarantees the payment of the corporations' debt service or
8 other payments for operation of the facility, it shall be incumbent upon the Controller to reserve
9 from parking meter or other designated revenues sufficient funds to provide for such
10 guarantees. The Controller is hereby authorized to make payments as previously guaranteed
11 to the extent necessary and the reserves approved in each Annual Appropriation Ordinance
12 are hereby appropriated for the purpose. The Controller shall notify the Board of Supervisors
13 annually of any payments made pursuant to this Section.

14
15 **SECTION 11.11 Hotel Tax – Special Situations.**

16 The Controller is hereby authorized and directed to make such interfund transfers or other
17 adjustments as may be necessary to conform budget allocations to the requirements of the
18 agreements and indentures of the 1994 Lease Revenue and/or San Francisco
19 Redevelopment Agency Hotel Tax Revenue Bond issues.

20
21 **SECTION 11.12 Local Transportation Agency Fund.**

22 Local transportation funds are hereby appropriated pursuant to the Government Code.

23
24 **SECTION 11.13 Insurance.**

25

1 The Controller is hereby authorized to transfer to the Risk Manager any amounts indicated in
2 the budget estimate and appropriated hereby for the purchase of insurance or the payment
3 of insurance premiums.

4
5 **SECTION 11.14 Grants to Departments of Disability and Aging Services, Child Support**
6 **Services, Homelessness and Supportive Housing, and Children, Youth and their**
7 **Families**

8 The Department of Disability and Aging Services and the Department of Child Support
9 Services are authorized to receive and expend available federal and state contributions and
10 grant awards for their target populations. The Controller is hereby authorized and directed to
11 make the appropriate entries to reflect the receipt and expenditure of said grant award funds
12 and contributions. The Department of Homelessness and Supportive Housing is authorized
13 to apply surpluses among subgrants within master HUD grants to shortfalls in other subgrants.
14 The Department of Children, Youth and Their Families is authorized to receive and expend
15 funds in instances where funds from grants appropriated herein are not fixed and exceed the
16 estimates contained in the budget.

17
18 **SECTION 11.15 FEMA, OES, Other Reimbursements.**

19 Whenever the City ~~and County~~ recovers funds from any federal or state agency as
20 reimbursement for the cost of damages resulting from earthquakes and other disasters for
21 which the Mayor has declared a state of emergency, such funds are hereby appropriated for
22 the purpose. The Controller is authorized to transfer such funds to the credit of the
23 departmental appropriation which initially incurred the cost, or, if the fiscal year in which the
24 expenses were charged has ended, to the credit of the fund which incurred the expenses.
25 Revenues received from other governments as reimbursement for mutual aid provided by
City departments are hereby appropriated for services provided.

1
2 Whenever the City ~~and County~~ is required to designate agents authorized to obtain state
3 and federal disaster and emergency assistance funding, the Mayor and Board of
4 Supervisors designate the Executive Director of the Department of Emergency
5 Management, the Controller, and the Deputy Controller to be the agents authorized to
6 execute agreements for and on behalf of the City ~~and County of San Francisco~~, for disaster
7
8 and emergency assistance funding from State and Federal agencies, for all open and future
9 disasters.

10
11 Any remaining balances in the Give2SF-COVID-19 Fund, including amounts from previously
12 identified and unidentifiable donors, are hereby appropriated for COVID-19 related costs and
13 programs. Give2SF-COVID-19 donation balances and uses of funds shall be included in the
14
15 San Francisco Disaster and Emergency Response and Recovery Fund annual report to the
16 Board of Supervisors, pursuant to Administrative Code Sec. 10-100-100(d).

17
18 **SECTION 11.16 Interest on Grant Funds.**

19 Whenever the City ~~and County~~ earns interest on funds received from the State of California
20 or the federal government and said interest is specifically required to be expended for the
21 purpose for which the funds have been received, said interest is hereby appropriated in
22 accordance with the terms under which the principal is received and appropriated.

23
24 **SECTION 11.17 Treasurer – Banking Agreements.**

25 Whenever the Treasurer finds that it is in the best interest of the City ~~and County~~ to use either
a compensating balance or fee for service agreement to secure banking services that benefit

1 all participants of the pool, any funds necessary to be paid for such agreement are to be
2 charged against interest earnings and such funds are hereby appropriated for the purpose.

3
4 The Treasurer may offset banking charges that benefit all participants of the investment pool
5 against interest earned by the pool. The Treasurer shall allocate other bank charges and
6 credit card processing to departments or pool participants that benefit from those services.
7 The Controller may transfer funds appropriated in the budget to General Fund departments
8 as necessary to support allocated charges.

9
10 **SECTION 11.18 City Buildings—Acquisition with Certificates of Participation (COPs).**

11 Receipts in and expenditures from accounts set up for the acquisition and operation of City-
12 owned buildings including, but not limited to 25 Van Ness Avenue and 1660 Mission Street,
13 are hereby appropriated for the purposes set forth in the various bond indentures through
14 which said properties were acquired.

15
16 **SECTION 11.19 Generally Accepted Principles of Financial Statement Presentation.**

17 The Controller is hereby authorized to make adjustments to departmental budgets as part of
18 the year-end closing process to conform amounts to the Charter provisions and generally
19 accepted principles of financial statement presentation, and to implement new accounting
20 standards issued by the Governmental Accounting Standards Board and other changes in
21 generally accepted accounting principles.

22
23 **SECTION 11.20 Fund Balance Reporting and Government Fund Type Definitions.**

24 The Controller is authorized to establish or adjust fund type definitions for restricted,
25 committed or assigned revenues and expenditures, in accordance with the requirements of
Governmental Accounting Standards Board Statement 54. These changes will be designed

1 to enhance the usefulness of fund balance information by providing clearer fund balance
2 classifications that can be more consistently applied and by clarifying the existing
3 governmental fund type definitions. Reclassification of funds shall be reviewed by the City's
4 outside auditors during their audit of the City's financial statements.

5
6
7 **SECTION 11.21 State Local Public Safety Fund.**

8 Amounts received from the State Local Public Safety Fund (Sales Taxes) for deposit to the
9 Public Safety Augmentation Fund shall be transferred to the General Fund for use in meeting
10 eligible costs of public safety as provided by State law and said funds are appropriated for
11 said purposes.

12 Said funds shall be allocated to support public safety department budgets, but not specific
13 appropriation accounts, and shall be deemed to be expended at a rate of 75% of eligible
14 departmental expenditures up to the full amount received. The Controller is hereby directed
15 to establish procedures to comply with state reporting requirements.

16
17 **SECTION 11.22 Health Care Security Ordinance Agency Fund.**

18 Irrevocable health care expenditures made to the City by employers on behalf of their
19 employees pursuant to the provisions of ~~Administrative Code Chapter 14~~ Labor & Employment
20 Code Articles 21 and 121, the ~~San Francisco~~ Health Care Security Ordinance and the Health
21 Care Accountability Ordinance are maintained in the Health Care Security Ordinance Fund,
22 an agency fund maintained by the City for the benefit of City Option account holders. Interest
23 earnings in the fund are hereby appropriated for the administrative costs incurred to manage
24 participant accounts.
25

1 **SECTION 11.23 Affordable Housing Loan Repayments and Interest Earnings.**

2 Loan repayments, proceeds of property sales in cases of defaulted loans, and interest
3 earnings in special revenue funds designated for affordable housing are hereby appropriated
4 for affordable housing program expenditures, including payments from loans made by the
5 former San Francisco Redevelopment Agency and transferred to the Mayor's Office of
6 Housing and Community Development, the designated the housing successor agency.

7
8 Expenditures shall be subject to the conditions under which each such fund was established.

9
10 **SECTION 11.24 Development Agreement Implementation Costs.**

11 The Controller is hereby authorized to appropriate reimbursements of City costs incurred to
12 implement development agreements approved by the Board of Supervisors, including but not
13 limited to City staff time, consultant services and associated overhead costs to conduct plan
14 review, inspection, and contract monitoring, and to draft, negotiate, and administer such
15 agreements. This provision does not apply to development impact fees or other payments
16 approved in a development agreement, which shall be appropriated by the Board of
17 Supervisors.

18
19 **SECTION 11.25 Housing Trust Fund.**

20 The Controller is hereby authorized to adjust appropriations as necessary to implement the
21 movement of Housing Trust Fund revenues and expenditures from the General Fund to a
22 special revenue fund.

23
24 The Controller shall account for appropriation of \$17,600,000 for eligible affordable housing
25 projects in fiscal year 2021-22 as an advance of future year Housing Trust Fund allocations,

1 and shall credit such advance against required appropriations to that fund for a period of five
2 years, beginning in fiscal year 2023-24, in an annual amount of \$3,520,000.

3
4 **SECTION 11.26 Refuse Rate Order Changes.**

5 The Controller is authorized to adjust appropriations from the Solid Waste Impound Account
6 to reconcile with the final adopted refuse rate order established by the Refuse Rate Board,
7 provided that such adjustments shall not result in a total increase in appropriations from the
8 fund.

9
10
11 **SECTION 12. Special Situations.**

12
13 **SECTION 12.1 Revolving Funds.**

14 Surplus funds remaining in departmental appropriations may be transferred to fund increases
15 in revolving funds up to the amount authorized by the Board of Supervisors ~~if said Board,~~ by
16 ordinance, ~~has authorized an increase in said revolving fund amounts.~~

17
18 **SECTION 12.2 Interest Allocations.**

19 Interest shall not be allocated to any special, enterprise, or trust fund or account unless said
20 allocation is required by Charter, state law or specific provision in the legislation that created
21 said fund. Any interest earnings not allocated to special, enterprise or trust funds or accounts
22 shall be credited, by the Controller, to General Fund Unallocated Revenues.

23
24 **SECTION 12.3 Property Tax.**
25

1 Consistent with the State Teeter Plan requirements, the Board of Supervisors elects to
2 continue the alternative method of distribution of tax levies and collections in accordance with
3 Revenue and Taxation Code Section 4701. The Board of Supervisors directs the Controller
4 to maintain the Teeter Tax Losses Reserve Fund at an amount not less than 1% of the total
5 of all taxes and assessments levied on the secured roll for that year for participating entities
6 in the county as provided by Revenue and Taxation Code Section
7 4703. The Board of Supervisors authorizes the Controller to make timely property tax
8 distributions to the Office of Community Investment and Infrastructure, the Treasure Island
9 Development Authority, and City ~~and County of San Francisco~~ Infrastructure Financing
10 Districts as approved by the Board of Supervisors through the budget, through development
11 pass-through contracts, through tax
12
13 increment allocation pledge agreements and ordinances, and as mandated by State law.

14
15 The Controller is authorized to adjust the budget to conform to assumptions in final approved
16 property tax rates and to make debt service payments for approved general obligation bonds
17 accordingly.

18
19 The Controller is authorized and directed to recover costs from the levy, collection and
20 administration of property taxes. The tax rate for the City's General Obligation Bond Fund,
21 approved annually by resolution of the Board of Supervisors, includes a collection fee of
22 0.25% of the fund collected for the purpose of the General Obligation Bond debt service. An
23 amount sufficient to pay this fee is hereby appropriated within the General Obligation Bond
24 Fund and the Controller is hereby authorized to pay this fee into the General Fund from the
25 General Obligation Bond Fund.

1 **SECTION 12.4 New Project Reserves.**

2 Where this Board has set aside a portion of the General Reserve for a new project or program
3 approved by a supplemental appropriation, any funds not required for the approved
4 supplemental appropriation shall be returned to the General Fund General Reserve by the
5 Controller. The Controller is authorized to allocate project budgets appropriated in citywide
6 accounts to the department where the expense will be incurred.

7
8 **SECTION 12.5 Aid Payments.**

9 Aid paid from funds herein provided and refunded during the fiscal year hereof shall be
10 credited to, and made available in, the appropriation from which said aid was provided.

11
12 **SECTION 12.6 Department of Public Health Transfer Payments, Indigent Health**
13 **Revenues, and Realignment Funding to Offset for Low Income Health Programs.**

14 To more accurately reflect the total net budget of the Department of Public Health, this
15 ordinance shows net revenues received from certain State and Federal health programs.
16 Funds necessary to participate in such programs that require transfer payments are hereby
17 appropriated. The Controller is authorized to defer surplus transfer payments, indigent health
18 revenues, and Realignment funding to offset future reductions or audit adjustments
19 associated with funding allocations for health services for low income individuals.

20
21 **SECTION 12.7 Municipal Transportation Agency.**

22 Consistent with the provisions of ~~Proposition E and Proposition A creating the Municipal~~
23 ~~Transportation Agency and including the Parking and Traffic function as a part of the~~
24 ~~Municipal Transportation Agency~~Article VIII A of the Charter, the Controller is authorized to
25 make such transfers and reclassification of accounts necessary to properly reflect the
provision of central services to the Municipal Transportation Agency in the books and

1 accounts of the City. No change can increase or decrease the overall level of the City's
2 budget.

3
4 **SECTION 12.8 Treasure Island Authority.**

5 Should the Treasure Island property be conveyed and deed transferred from the Federal
6 Government, the Controller is hereby authorized to make budgetary adjustments necessary
7 to ensure that there is no General Fund impact from this conveyance, and that expenditures
8 of special assessment revenues conform to governmental accounting standards and
9 requirements of the special assessment as adopted by voters and approved by the Board of
10 Supervisors.

11
12
13 **SECTION 12.9 Hetch Hetchy Power Stabilization Fund.**

14 Hetch Hetchy has entered into a long-term agreement to purchase a fixed amount of power.
15 Any excess power from this contract will be sold back to the power market.
16

17
18 To limit Hetch Hetchy's risk from adverse market conditions in the future years of the contract,
19 the Controller is authorized to establish a power stabilization account that reserves any
20 excess revenues from power sales in the early years of the contract. These funds may be
21 used to offset potential losses in the later years of the contract. The balance in this fund may
22 be reviewed and adjusted annually.

23
24 The power purchase amount reflected in the Public Utility Commission's expenditure budget
25 is the net amount of the cost of power purchased for Hetch Hetchy use. Power purchase
appropriations may be increased by the Controller to reflect the pass through costs of power

1 purchased for resale under long-term fixed contracts previously approved by the Board of
2 Supervisors.

3 4 **SECTION 12.10 Closure of Special Funds, Projects, and Accounts**

5 In accordance with Administrative Code Section 10.100-1(d), if there has been no expenditure
6 activity for the past two fiscal years, a special fund or project can be closed and repealed. The
7 Controller is hereby authorized and directed to reconcile and balance funds, projects and
8 accounts, and to close completed projects. The Controller is directed to create a clearing
9 account for the purpose of balancing surpluses and deficits in such funds, projects and
10 accounts, and funding administrative costs incurred to perform such reconciliations.

11
12 This budget ordinance appropriates fund balance from active project closeouts in continuing
13 funds as follows: \$99.6 million in the General Fund, \$77.4 million in the Homelessness
14 Gross Receipts Tax Fund, \$6.6 million in the Our City, Our Home Prop C Advance Fund,
15 \$10.7 million in the Building Inspection Fund, \$3.5 million in the Building
16 Inspection Repair and Demolition Fund, \$4.2 million in the Zuckerberg San Francisco
17 General hospital enterprise fund, \$2.6 million in the Cable TV Access Fund, and \$2.4 million
18 in the Assessor's State Authorized Special Revenue Fund. The Controller is directed to
19 deappropriate projects up to this amount to realize the fund balance.
20

21 22 **SECTION 12.11 Charter-Mandated Baseline Appropriations.**

23 The Controller is authorized to increase or reduce budgetary appropriations as required by
24 the Charter for baseline allocations to align allocations to the amounts required by formula
25 based on actual revenues received during the fiscal year. Departments must obtain Board of

1 Supervisors' approval prior to any expenditure supported by increasing baseline allocations
2 as required under the Charter and the Municipal Code.

3
4 **SECTION 12.12 Parking Tax Allocation.**

5 The Controller is authorized to increase or decrease final budgetary allocation of parking tax
6 in-lieu transfers to reflect actual collections to the Municipal Transportation Agency. The
7 Municipal Transportation Agency must obtain Board of Supervisors' approval prior to any
8 expenditure supported by allocations that accrue to the Agency that are greater than those
9 already appropriated in the Annual Appropriation Ordinance.

10
11 **SECTION 12.13 Former Redevelopment Agency Funds.**

12 Pursuant to Board of Supervisors Ordinance 215-12, the Successor Agency to the San
13 Francisco Redevelopment Agency (also known as the Office of Community Investment and
14 Infrastructure, or OCII) is a separate legal entity from the City and its budget is subject to
15 separate approval by resolution of the Board of Supervisors. The Controller is authorized to
16 transfer funds and appropriation authority between and within accounts related to former San
17 Francisco Redevelopment Agency (SFRA) fund balances to serve the accounting
18 requirements of the OCII, the Port, the Mayor's Office of Housing and the City Administrator's
19 office and to comply with State requirements and applicable bond covenants.

20
21 The Purchaser is authorized to allow the OCII and departments to follow applicable
22 contracting and purchasing procedures of the former SFRA and waive inconsistent provisions
23 of the San Francisco Administrative Code when managing contracts and purchasing
24 transactions related to programs formerly administered by the SFRA.

1 If during the course of the budget period, the OCII requests departments to provide additional
2 services beyond budgeted amounts and the Controller determines that the Successor Agency
3 has sufficient additional funds available to reimburse departments for such additional
4 services, the departmental expenditure authority to provide such services is hereby
5 appropriated.

6
7 When 100% of property tax increment revenues for a redevelopment project area are pledged
8 based on an agreement that constitutes an enforceable obligation, the Controller will increase
9 or decrease appropriations to match actual revenues realized for the project area.

10
11 The Mayor's Office of Housing and Community Development is authorized to act as the fiscal
12 agent for the Public Initiatives Development Corporation (PIDC) and receive and disburse
13 PIDC funds as authorized by the PIDC bylaws and the PIDC Board of Directors.

14 **SECTION 12.14 CleanPowerSF.**

15 CleanPowerSF customer payments and all other associated revenues deposited in the
16 CleanPowerSF special revenue fund are hereby appropriated in the amounts actually
17 received by the City ~~and County~~ in each fiscal year. The Controller is authorized to disburse
18 the revenues appropriated by this section as well as those appropriated yet unspent from prior
19 fiscal years to pay power purchase obligations and other operating costs as provided in the
20 program plans and annual budgets, as approved by the Board of Supervisors for the purposes
21 authorized therein.
22

23 **SECTION 12.15 Unclaimed Funds Escheatment Noticing & Accounting Procedures**

24 Pursuant to Government Code Sections 50055 and 50057, the Board of Supervisors
25 authorizes the Treasurer to transfer to the General Fund without publication of a notice in a

1 newspaper the following amounts that remain unclaimed in the treasury of the City ~~and County~~
2 ~~of San Francisco~~ or in the official custody of an officer of the City ~~and County of San Francisco~~
3 for a period of at least one year: (1) any individual items of less than \$15; and (2) any
4 individual items of \$5,000 or less if the depositor's name is unknown. The Treasurer shall
5 notify the Controller of transfers performed using this authorization.

6 7 **SECTION 14. Departments.**

8 The term department as used in this ordinance shall mean department, bureau, office, utility,
9 agency, board or commission, as the case may be. The term department head as used herein
10 shall be the chief executive duly appointed and acting as provided in the Charter. When one
11 or more departments are reorganized or consolidated, the former entities may be displayed
12 as separate units, if, in the opinion of the Controller, this will facilitate accounting or reporting.

13
14
15 (a) The Public Utilities Commission shall be considered one entity for budget purposes
16 and for disbursement of funds within each of the enterprises. The entity shall retain its
17 enterprises, including Water, Hetch Hetchy, Wastewater, and the Public Utilities Commission,
18 as separate utility fund enterprises under the jurisdiction of the Public Utilities Commission
19 and with the authority provided by the Charter. This section shall not be construed as a merger
20 or completion of the Hetch Hetchy Project, which shall not be deemed completed until a
21 specific finding of completion has been made by the Public Utilities Commission. The
22 consolidated agency will be recognized for purposes of determining employee seniority,
23 position transfers, budgetary authority and transfers or reappropriation of funds.

24
25 (b) There shall be a General Services Agency, headed by the City Administrator, including
the Department of Public Works, the Department of Telecommunication and Information

1 Services, and the Department of Administrative Services. The City Administrator shall be
2 considered one entity for budget purposes and for disbursement of funds.

3
4 (c) There shall be a Human Services Agency, which shall be considered one entity for
5 budget purposes and for disbursement of funds. Within the Human Services Agency shall be
6 two departments: (1) the Department of Human Services, under the Human Services
7 Commission, and (2) the Department of Disability and Aging Services ("DAAS"), under the
8 Disability and Aging Services Commission, includes Adult Protective Services, the Public
9 Administrator/Public Guardian, the Mental Health Conservator, the Department of Disability
10 and Aging Services, the County Veterans' Service Officer, and the In-Home Supportive
11 Services Program. This budgetary structure does not affect the legal status or structure of the
12 two departments. The Human Resources Director and the Controller are authorized to
13 transfer employees, positions, and funding in order to effectuate the transfer of the program
14 from one department to the other. The consolidated agency will be recognized for purposes
15 of determining employee seniority, position transfers, budgetary authority and transfers or
16 reappropriation of funds.

17
18 The departments within the Human Services Agency shall coordinate with each other and
19 with the Disability and Aging Services Commission to improve delivery of services, increase
20 administrative efficiencies and eliminate duplication of efforts. To this end, they may share
21 staff and facilities. This coordination is not intended to diminish the authority of the Disability
22 and Aging Services Commission over matters under the jurisdiction of the Commission.

23
24 The Director of the Aging and Adult Services Commission also may serve as the department
25 head for DAAS, and/or as a deputy director for the Department of Human Services, but shall
receive no additional compensation by virtue of an additional appointment. If an additional

1 appointment is made, it shall not diminish the authority of the Aging and Adult Services
2 Commission over matters under the jurisdiction of the
3 Commission.

4
5 (d) The Local Agency Formation Commission (LAFCo) is a separate legal entity established
6 under State law and is not a department or agency of the City. Because the City has a legal
7 obligation to provide funds to LAFCo, this ordinance includes an appropriation for that
8 purpose. Although LAFCo is not part of the Board of Supervisors or subject to the Board's
9 oversight and direction, this ordinance includes appropriations to LAFCo in the Board of
10 Supervisors budget for administrative reasons related to the format of this ordinance. Any
11 transfers of funds to LAFCo from other appropriations in the budget are prohibited without
12 approval by a subsequent ordinance. City staff, including but not limited to the Clerk of the
13 Board of Supervisors, may not perform work for LAFCo, ~~under except as authorized by~~ a
14 memorandum of understanding between the City and LAFCo, subject to any required
15 approvals.

16
17 **SECTION 15. Travel Reimbursement and Cell Phone Stipends.**

18 The Controller shall establish rules for the payment of all amounts payable for travel for
19 officers and employees, and for the presentation of such vouchers as the Controller shall
20 deem proper in connection with expenditures made pursuant to said Section. No allowance
21 shall be made for traveling expenses provided for in this ordinance unless funds have been
22 appropriated or set aside for such expenses in accordance with the provisions of the Charter.

23
24 The Controller may advance the sums necessary for traveling expenses, but proper account
25 and return must be made of said sums so advanced by the person receiving the same within
ten days after said person returns to duty in the City ~~and County of San Francisco~~, and failure

1 on the part of the person involved to make such accounting shall be sufficient cause for the
2 Controller to withhold from such persons pay check or checks in a sum equivalent to the
3 amount to be accounted.

4
5 In consultation with the Human Resources Director, the Controller shall establish rules and
6 parameters for the payment of monthly stipends to officers and employees who use their own
7 cell phones to maintain continuous communication with their workplace, and who participate
8 in a Citywide program that reduces costs of City-owned cell phones.

9
10 **SECTION 15.1 State of California Travel Program.**

11 To ensure cost effective rates and charges and reduce administrative burdens and costs
12 associated with expense reimbursement for City business-related travel and field expenses,
13 the Controller's Office is authorized to implement rules and regulations required of
14 departments that participate in the State of California's Statewide Travel Program,
15 administered by the California Department of General Services, which provides access to
16 State-negotiated rates with hotel, airline, and car rental providers in adherence with the
17 State's competitive procurement solicitation and contract award rules and regulations. In
18 compliance with rules and regulations established by the Controller, which may be updated
19 from time to time, departments are permitted to participate in the State of California Travel
20 Program as per the preestablished terms and conditions required by the State for local
21 governments. The Controller's Accounting Policies and Procedures manual shall include the
22 State of California Travel Program rules and regulations. This provision shall satisfy San
23 Francisco Administrative Code approval, including Section 21.16 Use of Purchasing
24 Agreements and Reciprocal Agreements with Other Public and Non-Profit Agencies, for travel
25 and related services procured through the State of California Travel Program.

1 **SECTION 16. Contributed Revenue Reserve and Audit and Adjustment Reserve.**

2 The Controller is hereby authorized to establish a Contributed Revenue and Adjustment
3 Reserve to accumulate receipts in excess of those estimated revenues or unexpended
4 appropriations stated herein. Said reserve is established for the purpose of funding the budget
5 of the subsequent year, and the receipts in this reserve are hereby appropriated for
6 said purpose. The Controller is authorized to maintain an Audit and Adjustment Reserve to
7 offset audit adjustments, and to balance expenditure accounts to conform to year-end
8 balancing and year-end close requirements.

9
10 **SECTION 17. Airport Service Payment.**

11 The moneys received from the Airport's revenue fund as the Annual Service Payment
12 provided in the Airline-Airport Lease and Use Agreement are in satisfaction of all obligations
13 of the Airport Commission for indirect services provided by the City ~~and County of San~~
14 ~~Francisco~~ to the Commission and San Francisco International Airport and constitute the total
15 transfer to the City's General Fund.

16
17 The Controller is hereby authorized and directed to transfer to the City's General Fund from
18 the Airport revenue fund with the approval of the Airport Commission funds that constitute the
19 annual service payment provided in the Airline - Airport Lease and Use Agreement in addition
20 to the amount stated in the Annual Appropriation Ordinance.

21
22 On the last business day of the fiscal year, unless otherwise directed by the Airport
23 Commission, the Controller is hereby authorized and directed to transfer all moneys remaining
24 in the Airport's Contingency Account to the Airport's Revenue Fund. The Controller is further
25 authorized and directed to return such amounts as were transferred from the Contingency
Account, back to the Contingency Account from the Revenue Fund Unappropriated Surplus

1 on the first business day of the succeeding fiscal year, unless otherwise directed by the Airport
2 Commission.

3
4 **SECTION 18. Pooled Cash, Investments.**

5 The Treasurer and Controller are hereby authorized to transfer available fund balances within
6 pooled cash accounts to meet the cash management of the City, provided that special and
7 non-subsidized enterprise funds shall be credited interest earnings on any funds temporarily
8 borrowed therefrom at the rate of interest earned on the City Pooled Cash Fund. No such
9 cash transfers shall be allowed where the investment of said funds in investments such as
10 the pooled funds of the City ~~and County~~ is restricted by law.

11
12
13 **SECTION 19. Matching Funds for Federal or State Programs.**

14 Funds contributed to meet operating deficits and/or to provide matching funds for federal or
15 State aid (e.g. Medicaid under SB 855 or similar legislation for Zuckerberg San Francisco
16 General Hospital) are specifically deemed to be made exclusively from local property and
17 business tax sources.

18
19 **SECTION 20. Advance Funding of Bond Projects – City Departments.**

20 Whenever the City ~~and County~~ has authorized appropriations for the advance funding of
21 projects which may at a future time be funded from the proceeds of general obligation,
22 revenue, or lease revenue bond issues or other legal obligations of the City ~~and County~~, the
23 Controller shall recover from bond proceeds or other available sources, when they become
24 available, the amount of any interest earnings foregone by the General Fund as a result of
25 such cash advance to disbursements made pursuant to said appropriations. The Controller
shall use the monthly rate of return earned by the Treasurer on City Pooled Cash Fund during

1 the period or periods covered by the advance as the basis for computing the amount of
2 interest foregone which is to be credited to the General Fund.

3
4 **SECTION 21. Advance Funding of Projects – Transportation Authority.**

5 Whenever the San Francisco County Transportation Authority requests advance funding of
6 the costs of administration or the costs of projects specified in the City and County of San
7 Francisco Transportation Expenditure Plan which will be funded from proceeds of the
8 transactions and use tax as set forth in Article 14 of the Business and Tax Regulations Code
9 of the City ~~and County of San Francisco~~, the Controller is hereby authorized to make such
10 advance. The Controller shall recover from the proceeds of the transactions and use tax when
11 they become available, the amount of the advance and any interest earnings foregone by the
12 City ~~and County~~ General Fund as a
13 result of such cash advance funding. The Controller shall use the monthly rate of return
14 earned by the Treasurer on General City Pooled Cash funds during the period or periods
15 covered by the advance as the basis for computing the amount of interest foregone which is
16 to be credited to the General Fund.

17
18 **SECTION 22. Controller to Make Adjustments, Correct Clerical Errors.**

19 The Controller is hereby authorized and directed to adjust interdepartmental appropriations,
20 make transfers to correct objects of expenditures classifications and to correct clerical or
21 computational errors as may be ascertained by the Controller to exist in this ordinance. The
22 Controller shall file with the Clerk of the Board a list of such adjustments, transfers and
23 corrections made pursuant to this Section.

1 The Controller is hereby authorized to make the necessary transfers to correct objects of
2 expenditure classifications, and corrections in classifications made necessary by changes in
3 the proposed method of expenditure.

4
5 **SECTION 22.1 Controller to Implement New Financial and Interfacing Subsystems.**

6 In order to further the implementation and adoption of the Financial and Procurement
7 System's modules, the Controller shall have the authority to reclassify departments'
8 appropriations to conform to the accounting and project costing structures established in the
9 new system, as well as reclassify contract authority utilized (expended) balances and
10 unutilized (available) balances to reflect actual spending.

11
12 **SECTION 23. Transfer of State Revenues.**

13 The Controller is authorized to transfer revenues among City departments to comply with
14 provisions in the State budget.
15

16
17 **SECTION 24. Use of Permit Revenues from the Department of Building Inspection.**

18 Permit revenue funds from the Department of Building Inspection that are transferred to other
19 departments as shown in this budget shall be used only to fund the planning, regulatory,
20 enforcement and building design activities that have a demonstrated nexus with the projects
21 that produce the fee revenues.

22
23 **SECTION 25. Board of Supervisors Official Advertising Charges.**

24 The Board of Supervisors is authorized to collect funds from enterprise departments to place
25 official advertising. The funds collected are automatically appropriated in the budget of the
Board of Supervisors as they are received.

1
2
3
4
5
6
7
8
9
10
11
12
13
14
15
16
17
18
19
20
21
22
23
24
25

SECTION 26. Work Order Appropriations.

The Board of Supervisors directs the Controller to establish work orders pursuant to Board-approved appropriations, including positions needed to perform work order services, and corresponding recoveries for services that are fully cost covered, including but not limited to services provided by one City department to another City department, as well as services provided by City departments to external agencies, including but not limited to the Office of Community Investment and Infrastructure, the Treasure Island Development Authority, the School District, and the Community College District. Revenues for services from external agencies shall be appropriated by the Controller in accordance with the terms and conditions established to perform the service.

SECTION 26.1 Property Tax System

In order to minimize new appropriations to the property tax system replacement project, the Controller is authorized and directed to apply operational savings from the offices of the Tax Collector, Assessor, and Controller to the project. No later than June 1, 2018 the Controller shall report to the Budget and Legislative Analyst's Office and Budget and Finance Committee on the specific amount of operational savings, including details on the source of such savings, in the budgets of Tax Collector, Assessor, and Controller that are re-allocated to the Property Tax System Replacement Project

SECTION 27. Revenue Reserves and Deferrals.

The Controller is authorized to establish fee reserve allocations for a given program to the extent that the cost of service exceeds the revenue received in a given fiscal year, including

1 establishment of deferred revenue or reserve accounts. In order to maintain balance between
2 budgeted revenues and expenditures, revenues realized in the fiscal year preceding the year
3 in which they are appropriated shall be considered reserved for the purposes for which they
4 are appropriated.

5 **SECTION 28. Close-Out of Reserved Appropriations.**

6 On an annual basis, the Controller shall report the status of all reserves, their remaining
7 balances, and departments' explanations of why funding has not been requested for release.
8 Continuation of reserves will be subject to consideration and action by the Budget and
9 Finance Committee or Budget and Appropriations Committee. The Controller shall close out
10 reserved appropriations that are no longer required by the department for the purposes for
11 which they were appropriated.
12

13 **SECTION 28.1. Reserves Placed on Expenditures by Controller.**

14 Consistent with Charter Section 3.105(d), the Controller is authorized to reserve expenditures
15 in the City's budget equal to uncertain revenues, as deemed appropriate by the Controller.
16 The Controller is authorized to remove, transfer, and update reserves to expenditures in the
17 budget as revenue estimates are updated and received in order to maintain City operations.
18
19

20 **SECTION 29. Appropriation Control of Capital Improvement Projects and Equipment.**

21 Unless otherwise exempted in another section of the Administrative Code or Annual
22 Appropriation Ordinance, and in accordance with Administrative Code Section 3.18,
23 departments may transfer funds from one Board-approved capital project to another Board-
24 approved capital project. The Controller shall approve transfers only if they do not materially
25 change the size or scope of the original project. Annually, the Controller shall report to the

1 Board of Supervisors on transfers of funds that exceed 10% of the original appropriation to
2 which the transfer is made.

3
4 The Controller is authorized to approve substitutions within equipment items purchased to
5 equip capital facilities providing that the total cost is within the Board-approved capital project
6 appropriation.

7
8 The Controller is authorized to transfer approved appropriations between departments to
9 correctly account for capitalization of fixed assets.

10
11 The Controller is authorized to shift sources among cash and COP-funded capital projects
12 across General Fund departments to ensure the most efficient and cost-effective
13 administration of COP funds, provided there is no net increase or decrease in project budgets.

14
15 The Controller is hereby authorized to revise COP debt service appropriations within General
16 Fund supported COP debt service funds for authorized but unissued debt, in order to make
17 final debt service payments due upon issuance of authorized debt. Such revisions shall not
18 increase or decrease approved expenditure authority and shall only be done for the purpose
19 of reducing interest costs in future years. Such revisions shall only be made if the Controller
20 determines it is financially advantageous to do so.

21
22 **SECTION 30. Business Improvement Districts.**

23 Proceeds from all special assessments levied on real property included in the property-based
24 business improvement districts in the City ~~and County of San Francisco~~ are hereby
25 appropriated in the respective amounts actually received by the City ~~and County~~ in such fiscal
year for each such district.

1
2 The Controller is authorized to disburse the assessment revenues appropriated by this section
3 to the respective Owners' Associations (as defined in Section 36614.5 of the Streets and
4 Highways Code) for such districts as provided in the management district plans, resolutions
5 establishing the districts, annual budgets and management agreements, as approved by the
6 Board of Supervisors for each such district, for the purposes authorized
7 therein. The Tourism Improvement District and Moscone Expansion Business Improvement
8 District assessments are levied on gross hotel room revenue and are collected and distributed
9 by the Tax Collector's Office.

10
11 **SECTION 31. Infrastructure Financing ~~and~~, Infrastructure Revitalization and Financing,**
12 **and Enhanced Infrastructure Financing Districts.**

13 Within the City, the Board of Supervisors has formed certain voluntary tax increment financing
14 districts under State legislation:

- 15 • Pursuant to California Government Code Section 53395 et seq. (IFD Law), the Board of
16 Supervisors ~~has~~ formed Infrastructure Financing Districts (IFD) ~~and~~
- 17 • Pursuant to California Government Code Section 53369 et seq. (IRFD Law), the Board of
18 Supervisors formed Infrastructure and Revitalization Financing (~~IRFD~~) Districts (IRFD) within
19 the City ~~and County of San Francisco~~.
- 20 • Pursuant to California Government Code Section 55398.50 et seq. (EIFD), the Board of
21 Supervisors and Enhanced Infrastructure Financing District Public Financing Authority No. 1
22 formed an Enhanced Infrastructure Financing District (EIFD).

23 The Board of Supervisors hereby authorizes the Controller to transfer funds and appropriation
24 authority between and within accounts related to City ~~and County of San Francisco~~ IFDs ~~and~~,
25 IRFDs, and EIFDs to serve accounting and State requirements, the latest approved
Infrastructure Financing Plan for a District, and applicable bond covenants.

1
 2 When 100% of the portion of property tax increment normally appropriated to the City ~~and~~
 3 ~~County of San Francisco~~'s General Fund or Special Revenue Fund or to the County's
 4 Educational Revenue Augmentation Fund (ERAF) is instead pledged, based on Board of
 5 Supervisors Ordinance or Resolution approving the Infrastructure Financing Plan, the
 6 Controller may increase or decrease appropriations to match actual revenues realized for the
 7 IFD, ~~or~~ IRFD, or EIFD. Any increases to appropriations would be consistent with the Financing
 8 Plan previously approved by the Board of Supervisors.

IFD/IRFD No / Title	Ordinance	Estimated Tax Increment *	
		FY 2023-24	FY 2024-25
IFD 2 Port Infrastructure Financing District Subproject Area Pier 70 G-1 Historic Core	27-16	\$ 779,000	\$ 794,000
IFD 2 Port Infrastructure Financing District Subproject Areas Pier 70 G-2, G-3, and G-4	220-18	\$ 2,283,000	\$ 4,323,000
IFD 2 Port Infrastructure Financing District Subproject Area I (Mission Rock)	34-18	\$ 5,103,000	\$ 5,305,000
IRFD 1 Treasure Island Infrastructure and Revitalization Financing District	21-17	\$ 8,897,000	\$ 11,612,000
IRFD 2 Hoedown Yard Infrastructure and Revitalization Financing District	348-18	\$ -	\$ 1,830,000

17 *Estimated tax increment per approved Infrastructure Financing Plans.

18 **SECTION 32. Community Facilities and Special Tax Districts.**

19 Pursuant to California Government Code 53311 et seq. (~~the~~ Mello-Roos Community Facilities
 20 Act of 1982) and Chapter 43, Article X of the San Francisco Administrative Code, which
 21 incorporates the Mello-Roos Community Facilities Act of 1982, the Board of Supervisors ~~has~~
 22 formed Community Facilities Districts (CFDs) and Special Tax Districts (STDs) within the City.
 23 Proceeds from special taxes levied on property in the CFDs/STDs are hereby appropriated in
 24 the respective amounts actually received by the City in such fiscal year for each such district.

1 The Controller is authorized to disburse the special tax revenues appropriated by this section
2 as provided in the Joint Community Facilities Agreements, Development Agreements,
3 Disposition and Development Agreements, Resolutions of Formation, and Ordinances levying
4 special taxes, as approved by the Board of Supervisors for each such district for the purposes
5 authorized therein.

6
7 The Controller may transfer funds and appropriation authority between and within accounts
8 related to CFDs and STDs to serve accounting requirements, pay authorized expenditures
9 describieddescribed in the Board of Supervisors approved ~~CFD/STD Report~~Resolution of
10 Formation for each district (as
11
12
13 approved in the referenced Ordinances), and comply with applicable bond covenants.

14
15 The table below provides estimated special tax revenues for informational purposes; only
16 amounts actually received by the City and County of San Francisco for each district in any
17 given fiscal year are authorized to be expended.

CFD/STD No / Title	Ordinance	Estimated Special Tax Revenues	
		(FY 2023-24)	(FY 2024-25)
CFD No. 2014-1 (Transbay) (1)	001-15	\$ 32,711,674	\$ 33,365,908
CFD No. 2016-1 (T.I.) - IA No. 1 (2)(3)	022-17	\$ 2,890,444	\$ 2,948,253
CFD No. 2016-1 (T.I.) - IA No. 2 (2)(3)	022-17	\$ 2,330,136	\$ 2,376,739
CFD No. 2016-1 (T.I.) - IA No. 3 (4)	022-17	\$ -	\$ 1,293,535
STD No. 2018-1 (Central SoMa)	021-19	\$ -	\$ -
STD No. 2019-1 (P70 Condos) (5)	027-20	\$ 1,180,912	\$ 1,204,530
STD No. 2019-2 (P70 Leased) (6)	028-20	\$ 562,094	\$ 573,336
STD No. 2020-1 (Mission Rock) (7)	079-20	\$ 8,843,065	\$ 9,019,927
STD No. 2022-1 (Power Station)	061-22	\$ -	\$ -

*Preliminary, subject to change

Notes:

- (1) Special tax projection are subject to change if additional properties issue a COO as of the fiscal year cut-off date.
- (2) Based on building permits issued as of April 10, 2023.
- (3) Special tax projections are subject to change if additional parcels issue building permits prior to the June 30th cut-off of the RMA.
- (4) Assumes the building permit for Sub-Block C3.5 is issued by September 2023. Special tax estimates based on Attachment 3 of the RMA.
- (5) "Based on VDDA Execution Dates and COOs as of "&\$A\$1&". PKN is the only property that has had a VDDA Execution Date, no property has issued a COO. Special tax estimates based on Attachment 3 of the RMA.
- (6) "Based on VDDA Execution Dates and COOs as of "&\$A\$1&". Building 12 is the only property that has had a VDDA Execution Date and issued a COO.
- (7) "Based on Parcel Lease Execution Dates as of "&A1&". Parcel G was Developed as of FY 2022-23 and the remaining T Zone 1 parcels are Developed as of FY 2023-24.

SECTION 32.1. Exclusion of Projected Unassigned Fund Balance from Budget

Stabilization Reserve.

~~Seventy-nine million, five hundred and five thousand (\$79,505,000) One hundred fifty-four million, eight hundred sixty thousand and nine hundred forty-three three dollars (\$154,860,943)~~ of projected but unbudgeted, unassigned fund balance from fiscal year 202~~23~~-2~~34~~ is designated for balancing future budget shortfalls in FY 2024~~5~~-2~~56~~ and after. This amount shall not be included in the calculations of deposits to the Budget Stabilization Reserve described in Administrative Code Section 10.60 (c).

SECTION 32.2. Federal and State Emergency Revenue Revisions.

1 The Controller is authorized to revise approved revenue budgets for federal and state
2 emergency-related revenues to manage timing differences and cash flow needs driven by
3 changing granting agencies' guidance and approvals, provided that such adjustments shall
4 not change cumulative total revenue budgets in a given fund for the period from fiscal years
5 2020-21 through 2024~~5~~-25~~6~~. Such revisions shall not change approved expenditure authority.
6 The Controller shall report any such revisions to the Mayor and Board within 30 days of their
7 enactment.

8 **SECTION 32.3 Fiscal Cliff Reserve.**

9 Administrative Provision 32.1 of the fiscal year 2021-22 budget designated fund balance from
10 fiscal year 2020-21 to the Fiscal Cliff Reserve for the purpose of maintaining projected budget
11 shortfalls following the spend down of federal and state stimulus funds and other one-time
12 sources used to balance the fiscal year 2021-22 and fiscal year 2022-23 budget. In addition
13 to that purpose, the Fiscal Cliff Reserve is hereby amended to include that it also serves the
14 purpose of managing business tax revenue shortfalls. This assignment shall not be included
15 in the calculations of deposits to the Budget Stabilization Reserve described in Administrative
16 Code Section 10.60 (c).

18 **SECTION 33. Federal, State and Local Match Sources & Uses Accounting for COVID-** 19 **19 Emergency.**

20 The Controller is authorized to adjust federal and state sources appropriations to reflect
21 eligible costs by authorized spending category, to ensure cost reimbursement recovery
22 revenues are maximized, and to align eligible costs to the appropriate federal or state fund,
23 provided there is no net increase or decrease to COVID-19 emergency response revenues
24 or expenditures. Adjustments may be made across fiscal years.
25

- 1
- 2
- 3
- 4
- 5
- 6
- 7
- 8
- 9
- 10
- 11
- 12
- 13
- 14
- 15
- 16
- 17
- 18
- 19
- 20
- 21
- 22
- 23
- 24
- 25

SECTION 34. Transbay Joint Powers Authority Financing.

Sources received for purposes of payment of debt service for the approved and issued Transbay Community Facilities District special tax bonds and the approved and drawn City bridge loan to the Transbay Joint Powers Authority are hereby appropriated.

APPROVED AS TO FORM:
DAVID CHIU, City Attorney

By: /s/
ANNE PEARSON
Deputy City Attorney

Annual Salary Ordinance Fiscal Years 2024-25 and 2025-26

1
2 Note: Additions are *single-underline italics Times New Roman*;
3 deletions are ~~*strikethrough italics Times New Roman*~~.
4 Board amendment additions are double underlined.
5 Board amendment deletions are ~~strikethrough normal~~.

6 AN ORDINANCE ENUMERATING POSITIONS IN THE ANNUAL BUDGET AND
7 APPROPRIATION ORDINANCE FOR THE FISCAL YEARS ENDING JUNE 30, 2025, AND
8 JUNE 30, 2026 CONTINUING, CREATING, OR ESTABLISHING THESE POSITIONS;
9 ENUMERATING AND INCLUDING THEREIN ALL POSITIONS CREATED BY CHARTER OR
10 STATE LAW FOR WHICH COMPENSATIONS ARE PAID FROM CITY AND COUNTY
11 FUNDS AND APPROPRIATED IN THE ANNUAL APPROPRIATION ORDINANCE;
12 AUTHORIZING APPOINTMENTS OR CONTINUATION OF APPOINTMENTS THERETO;
13 SPECIFYING AND FIXING THE COMPENSATIONS AND WORK SCHEDULES THEREOF;
14 AND AUTHORIZING APPOINTMENTS TO TEMPORARY POSITIONS AND FIXING
15 COMPENSATIONS THEREFORE.

16 BE IT ORDAINED BY THE PEOPLE OF THE CITY AND COUNTY OF SAN FRANCISCO.

17
18 SECTION 1. ESTABLISHMENT, CREATION AND CONTINUATION OF POSITIONS.

19
20 In accordance with the provisions of the Administrative Code and Labor & Employment Code,
21 the positions hereinafter enumerated under the respective departments are hereby created,
22 established, or continued for the fiscal year ending June 30, 2025. Positions created or
23 authorized by Charter or State law, compensations for which are paid from City and County
24 funds and appropriated in the Annual Appropriation Ordinance, as that ordinance may be
25 modified during the fiscal year in supplemental appropriation or de-appropriation ordinances

Annual Salary Ordinance Fiscal Years 2024-25 and 2025-26

1 (together “Annual Appropriation Ordinance”), are enumerated and included herein.

2
3 The word “position” or “positions” as used in the ordinance shall be construed to include office
4 or offices, and the word “employee” or “employees” shall be construed to include officer or
5 officers. The terms “requisition” and “request to fill” are intended to be synonymous and shall
6 be construed to mean a position authorization that is required by the Charter.

7
8 Section 1.1. APPOINTMENTS AND VACANCIES - PERMANENT POSITIONS.

9
10 Section 1.1A. Appointing officers as specified in the Charter are hereby authorized,
11 subject to the provisions of this ordinance, to make or continue appointments as needed
12 during the fiscal year to permanent positions enumerated in their respective sections of
13 this ordinance. Such appointments shall be made in accordance with the provisions of
14 the Charter. Appointing officers shall not make an appointment to a vacancy in a
15 permanent position until the request to fill for such position is approved by the Controller.
16 Provided further, that if the Mayor declares an intent to approve requests to fill due to
17 unanticipated financial reasons, appointing officers shall not make an appointment to a
18 vacancy in a permanent position until the request to fill for such position is approved by
19 the Mayor. Provided further, that if changes occur to the classification, compensation, or
20 duties of a permanent position, appointing officers shall not make an appointment to a
21 vacancy in such position until the request to fill for such position is approved by the
22 Department of Human Resources. Provided further, that in order to prevent the
23 stoppage of essential services, the Human Resources Director may authorize an
24 emergency appointment pending approval or disapproval of a request to fill, if funds are
25 available to pay the compensation of such emergency appointee.

Annual Salary Ordinance Fiscal Years 2024-25 and 2025-26

1
2
3
4
5
6
7
8
9
10
11
12
13
14
15
16
17
18
19
20
21
22
23
24
25

Provided that if the proposed employment is for inter-departmental service, the Controller shall approve as to conformity with the following inter-departmental procedure. Appointing officers shall not authorize or permit employees to work in inter-departmental service unless the following provisions are satisfied. The payment of compensation for the employment of persons in inter-departmental service shall be within the limit of the funds made available by certified inter-departmental work orders and such compensation shall be distributed to the inter-departmental work orders against which they constitute proper detailed charges.

A. If the appointing officer is unable to employ a qualified person to cover the work schedule of a position herein established or authorized, the appointing officer, subject to the provisions of this ordinance and the Annual Appropriation Ordinance and with the approval of the Department of Human Resources, may in the appointing officer's discretion employ more than one person on a lesser work schedule but the combined salaries shall not exceed the compensation appropriated for the position, or may appoint one person on a combined work schedule but subject to the limitation of the appropriation and the compensation schedule for the position and without amendment to this ordinance.

B. Where a vacancy exists in a position, the Human Resources Director may and is hereby authorized to approve a temporary (diverted) request to fill in a different class, provided that the Controller certifies that funds are available to fill that vacancy on this basis, and provided that no action taken as a result of the application of this section will affect the classification of the position concerned as established in the Annual

Annual Salary Ordinance Fiscal Years 2024-25 and 2025-26

1 Appropriation Ordinance and this ordinance.

2
3 An appointing officer, subject to the provisions of this ordinance, the Annual
4 Appropriation Ordinance, the Controller's certification of funds, and Civil Service
5 certification procedures, may employ more than one person on a combined work
6 schedule not to exceed the permanent full-time equivalent, or may combine the
7 appropriations for more than one permanent part-time position in order to create a single
8 full-time equivalent position limited to classifications of positions herein established or
9 authorized and their respective compensation schedules. Such changes shall be
10 reported to the Department of Human Resources and the Controller's office. No full-time
11 equivalent position which is occupied by an employee shall be reduced in hours without
12 the voluntary consent of the employee, if any, holding that position. However, the
13 combined salaries for part-time positions created shall not exceed the compensation
14 appropriated for the full-time position, nor will the salary of a single full-time position
15 created exceed the compensation appropriated for part-time positions. Each permanent
16 part-time employee shall receive the same benefits as existing permanent part-time
17 employees. The funding of additional fringe benefit costs subject to availability of funds
18 will be from any legally available funds.

19
20 Section 1.1B. The Human Resources Director is solely authorized to administratively
21 adjust the terms of this ordinance as follows:

22
23 A. To change the classification of a position provided that the rate of pay is the
24 same or less and the services are in the same functional area.

Annual Salary Ordinance Fiscal Years 2024-25 and 2025-26

1 B. To adjust the compensation of a position pursuant to an approved Memorandum
2 of Understanding or ordinance.

3
4 C. To reflect the initial rates of compensation for a newly established classification,
5 excluding classes covered under Administrative Code Sections 2A.76 and 2A.90.

6
7 D. To add positions funded in accordance with section 10.22 of the Annual
8 Appropriation Ordinance, regarding Professional Service Contracts, and section 26
9 of the Annual Appropriation Ordinance, regarding work order appropriations.

10
11 The Department of Human Resources shall promptly notify the Controller, the Clerk of the
12 Board, the Mayor's Office and the affected department(s) if the Human Resources Director
13 takes such actions as authorized above.

14
15 Section 1.1C. Provided further, that if requests to fill for vacant permanent positions issued by
16 departments where the appointing officers are elected officials enumerated in Article II and
17 Section 6.100 of the Charter (the Board of Supervisors, Assessor-Recorder, City Attorney,
18 District Attorney, Public Defender, Sheriff, and Treasurer) are approved by the Controller and
19 are not approved or rejected by the Mayor and the Department of Human Resources within 15
20 working days of submission, the requests to fill shall be deemed approved. If such requests
21 to fill are rejected by the Mayor and/or the Department of Human Resources, the appointing
22 officers listed above may appeal that rejection in a hearing before the Budget and Finance
23 and/or Budget and Appropriations Committee of the Board of Supervisors, and the Board of
24 Supervisors in its discretion may then grant approval of said requests to fill.

Annual Salary Ordinance Fiscal Years 2024-25 and 2025-26

1 Section 1.1D. The Human Resources Director is authorized to make permanent exempt
2 appointments for a period of up to 6 months to permit simultaneous employment of an existing
3 City employee who is expected to depart City employment and a person who is expected to
4 be appointed to the permanent position previously held by the departing employee when such
5 an appointment is necessary to ensure implementation of successful succession plans and to
6 facilitate the transfer of mission-critical knowledge within City departments.

7
8 Section 1.1E. The Human Resources Director, with concurrence of the Controller, is
9 authorized to adjust the terms of this ordinance to reflect the conversion of temporary
10 positions to a permanent position(s) when sufficient funding is available and conversion is
11 needed either (A) to maintain services when elimination of temporary positions is consistent
12 with the terms of Memoranda of Understanding, or (B) to address City staffing needs created
13 by the San Francisco Housing Authority's changing scope of work, or (C) when the Human
14 Resources Director determines the conversion is warranted and the Controller certifies that
15 the conversion will not require additional salary appropriations in that fiscal year.

16
17 Section 1.2. APPOINTMENTS - TEMPORARY POSITIONS.

18
19 Section 1.2A. Temporary appointments to positions defined by Charter Section 10.104(16) as
20 seasonal or temporary positions may be made by the respective appointing officers in excess
21 of the number of permanent positions herein established or enumerated and such other
22 temporary services as required at rates not in excess of salary schedules if funds have been
23 appropriated and are available for such temporary service. Such appointments shall be
24 limited in duration to no more than 1040 hours in any fiscal year. No appointment to such
25 temporary or seasonal position shall be made until the Controller has certified the availability

Annual Salary Ordinance Fiscal Years 2024-25 and 2025-26

1 of funds, and the request to fill for such service is approved by the Controller and the
2 Department of Human Resources. Provided further that in order to prevent the stoppage of
3 essential services, the Human Resources Director may authorize an emergency appointment
4 pending approval or disapproval of the request to fill, if funds are available to pay the
5 compensation of such emergency appointee. No such appointment shall continue beyond the
6 period for which the Controller has certified the availability of funds. Provided that if the
7 proposed employment is for inter-departmental service, the Controller shall approve as to
8 conformity with the following inter-departmental procedure. Appointing officers shall not
9 authorize or permit employees to work in inter-departmental service unless the following
10 provisions are complied with. The payment of compensation for the employment of persons
11 in inter-departmental service shall be within the limit of the funds made available by certified
12 inter-departmental work orders and such compensation shall be distributed to the
13 inter-departmental work orders against which they constitute proper detailed charges.

14
15 Section 1.2B. Temporary Assignment, Different Department. When the needs and the best
16 interests of the City require, appointing officers are authorized to arrange among themselves
17 the assignment of personnel from one department to another department on a temporary
18 basis. Such temporary assignments shall not be treated as transfers, and may be used to
19 alleviate temporary seasonal peak load situations, complete specific projects, provide
20 temporary transitional work programs to return injured employees to work, or other
21 circumstances in which employees from one department can be effectively used on a
22 temporary basis in another department. All such temporary assignments between
23 departments shall be reviewed and approved by the Department of Human Resources.

24
25 Section 1.3. EXCEPTIONS TO NORMAL WORK SCHEDULES FOR WHICH NO EXTRA

Annual Salary Ordinance Fiscal Years 2024-25 and 2025-26

1 COMPENSATION IS AUTHORIZED.

2

3 Employees appointed to salaried classifications (i.e., designated –Z symbol) shall work such
4 hours as may be necessary for the full and proper performance of their duties and shall
5 receive no additional compensation for work on holidays or in excess of eight hours per day
6 for five days per week, but may be granted compensatory time off under the provisions of any
7 applicable Memorandum of Understanding or ordinance. Provided that, subject to the fiscal
8 provisions of the Charter and the availability of funds, the Human Resources Director may
9 suspend the provisions of this section to allow overtime payment. Approval of overtime
10 payments shall be limited to extraordinary circumstances in which employees are required to
11 work a significant number of hours in excess of their regular work schedules for a prolonged
12 period of time, with a limited ability to use compensatory time off. Further, such payment shall
13 be consistently applied to all personnel in a class.

14

15 SECTION 2. COMPENSATION PROVISIONS.

16

17 Section 2.1. PUC EMPLOYEES ASSIGNED TO HETCH HETCHY AND RECREATION
18 AND PARK EMPLOYEES PERMANENTLY ASSIGNED TO CAMP MATHER.

19

20 The Public Utilities Commission and Recreation and Park Department will pay a stipend of
21 \$498.18 per month to employees residing in designated zip code areas enrolled in the
22 Health Services System with employee plus two or more dependents where HMOs are not
23 available and such employees are limited to enrollment to the City Plan I. The Public
24 Utilities Commission will pay a stipend of \$149.64 per month to employees residing in
25 designated zip code areas enrolled in the Health Services System with employee plus one

Annual Salary Ordinance Fiscal Years 2024-25 and 2025-26

1 dependent where HMOs are not available and such employees are limited to enrollment to
2 City Plan I. These rates may be adjusted by the Health Service System Board to reflect
3 the increase in premiums effective January 1, 2025. The City reserves the right to either
4 reimburse the affected employees or provide an equivalent amount directly to the Health
5 Services System.

6
7 Section 2.2. MOVING EXPENSES.

8
9 Where needed to recruit employees to fill Department Head, Deputy Director or Manager
10 Level IV or higher (Manager V or higher for SFMTA) positions, an appointing authority may
11 authorize the expenditure of pre-offer recruitment expenses, such as interview travel
12 expenses, and reimbursement of post-offer expenses, such as moving, lodging/temporary
13 housing and other relocation costs, not to exceed \$26,294. Reimbursement will be made
14 for actual expenses documented by receipts. As an alternative, the Controller may
15 authorize advance payment of approved expenses. Payments under this section are
16 subject to approval by the Controller and the Human Resources Director (except for
17 SFMTA, where the approval is the Controller and Director of Transportation). This amount
18 shall be indexed to the growth rate in the Consumer Price Index – All Urban Consumers
19 (CPI-U), as reported by the Bureau of Labor Statistics for the San Francisco Metropolitan
20 Statistical Area from February to February of the preceding fiscal year.

21
22 Section 2.3. SUPPLEMENTATION OF MILITARY PAY.

23
24 A. In accordance with Charter Section A8.400(h) and in addition to the benefits provided
25 pursuant to Section 395.01 and 395.02 of the California Military and Veterans Code and

Annual Salary Ordinance Fiscal Years 2024-25 and 2025-26

1 the Civil Service Rules, any City employee who is a member of the reserve corps of the
2 United States Armed Forces, National Guard or other uniformed service organization of
3 the United States and is called into active military service in response to the September
4 11th, 2001 terrorist attacks, international terrorism, conflict in Iraq or related extraordinary
5 circumstances, or to provide medical or logistical support to federal, state, or local
6 government responses to the COVID-19 pandemic shall have the benefits provided for in
7 subdivision (B).

8
9 B. Any employee to whom subdivision (A) applies, while on military leave, shall receive
10 from the City the following supplement to their military pay and benefits:

11
12 1. The difference between the amount of the individual's gross military pay and the
13 amount of gross pay the individual would have received as a City employee, had the
14 employee worked the employee's regular work schedule (excluding overtime unless
15 regularly scheduled as part of the employee's regular work schedule).

16
17 2. Retirement service credit consistent with Section A8.520 of the Charter.

18
19 3. All other benefits to which the employee would have been entitled had the employee
20 not been called to eligible active military service, except as limited under state law or
21 the Charter.

22
23 C. As set forth in Charter Section A8.400(h), this section shall be subject to the following
24 limitations and conditions:

Annual Salary Ordinance Fiscal Years 2024-25 and 2025-26

1 1. The employee must have been called into active service for a period greater than 30
2 consecutive days.

3
4 2. The purpose for such call to active service shall have been to respond to the
5 September 11th, 2001 terrorist attacks, international terrorism, conflict in Iraq or related
6 extraordinary circumstances, or to the COVID-19 pandemic, and shall not include
7 scheduled training, drills, unit training assemblies or similar events.

8
9 3. The amounts authorized under this section shall be offset by amounts required to be
10 paid pursuant to any other law, so there are no double payments to the employee.

11
12 4. Any employee receiving compensation under this section shall execute an
13 agreement providing that if the employee does not return to City service within 60 days
14 of release from active duty (or if the employee is not fit for employment at that time,
15 within 60 days of a determination that the employee is fit for employment), then the
16 compensation described in Sections (B)(1) through (B)(3) shall be treated as a loan
17 payable with interest at a rate equal to the greater of (i) the rate received for the
18 concurrent period by the Treasurer's Pooled Cash Account or (ii) the minimum amount
19 necessary to avoid imputed income under the Internal Revenue Code of 1986, as
20 amended from time to time, and any successor statute. Interest shall begin to accrue
21 90 days after the employee's release from active service or return to fitness for
22 employment. Such loan shall be payable in equal monthly installments over a period
23 not to exceed 5 years, commencing 90 days after the individual's release from active
24 service or return to fitness for employment.

1 5. This section shall not apply to any active duty served voluntarily after the time that
2 the employee is called to active service.

3
4 Section 2.4 CITY EMPLOYEES SERVING ON CHARTER-MANDATED BOARDS AND
5 COMMISSIONS, OR BOARDS, COMMISSIONS AND COMMITTEES CREATED BY
6 INITIATIVE ORDINANCE.

7
8 A. City employees serving on Charter-mandated boards and commissions, or boards,
9 commissions and committees created by initiative ordinance, shall not be compensated for
10 the number of hours each pay period spent in service of these boards and commissions,
11 based on a 40-hour per week compensation assumption.

12
13 B. City employees covered by this provision shall submit to the Controller each pay period
14 a detailed description of the time spent in service, including attending meetings, preparing
15 for meetings, meeting with interested stakeholders or industry, and writing or responding to
16 correspondence. There is a rebuttable presumption that such employees spend 0.25 of
17 their time in service of these duties. This information shall be made publicly available
18 pursuant to the Sunshine Ordinance.

19
20 C. This provision shall not apply to City employees whose service is specified in the
21 Charter or by initiative ordinance, nor shall it apply to City employees serving on
22 interdepartmental or other working groups created by initiative of the Mayor or Board of
23 Supervisors, nor shall it apply to City employees who serve on the Health Service Board,
24 Retiree Health Care Trust Fund Board, or Retirement Board

Annual Salary Ordinance Fiscal Years 2024-25 and 2025-26

1 Section 2.5 STIPEND FOR PLANNING COMMISSIONERS FOR ATTENDANCE AT
2 PLANNING COMMISSION MEETINGS.

3
4 Each commissioner serving on the Planning Commission may receive full stipend for that
5 commissioner’s attendance at each meeting of the Commission, as enumerated and included
6 herein, if the commissioner is present at the beginning of the first action item on the agenda
7 for such meeting for which a vote is taken until the end of the public hearing on the last
8 calendared item. A commissioner of the Planning Commission who attends a portion of a
9 meeting of the Planning Commission, but does not qualify for full stipend, may receive one-
10 quarter of the stipend available for the commissioner’s attendance at each meeting of the
11 commission, as enumerated and included herein

12
13 APPROVED AS TO FORM:
DAVID CHIU, City Attorney

14
15 By: /s/
KATE KIMBERLIN
16 Deputy City Attorney

- 17
- 18
- 19
- 20
- 21
- 22
- 23
- 24
- 25

Annual Salary Ordinance Fiscal Years 2024-25 and 2025-26

1
2
3
4
5
6
7
8
9
10
11
12
13
14
15
16
17
18
19
20
21
22
23
24
25

EXPLANATION OF SYMBOLS.

The following symbols used in connection with the rates fixed herein have the significance and meaning indicated.

- B. Biweekly.
- C. Contract rate.
- D. Daily.
- E. Salary fixed by Charter.
- F. Salary fixed by State law.
- G. Salary adjusted pursuant to ratified Memorandum of Understanding.
- H. Hourly.
- I. Intermittent.
- J. Rate set forth in budget.
- K. Salary based on disability transfer.
- L. Salary paid by City and County and balance paid by State.
- M. Monthly.
- O. No funds provided.
- P. Premium rate.
- Q. At rate set under Charter Section A8.405 according to prior service.
- W. Weekly.
- Y. Yearly.

Annual Salary Ordinance Fiscal Years 2024-25 and 2025-26

Note: Additions are *single-underline italics Times New Roman*;
deletions are ~~*strikethrough italics Times New Roman*~~.
Board amendment additions are double underlined.
Board amendment deletions are ~~strikethrough normal~~.

AN ORDINANCE ENUMERATING POSITIONS IN THE ANNUAL BUDGET AND
APPROPRIATION ORDINANCE FOR THE FISCAL YEARS ENDING JUNE 30, 2024~~5~~, AND
JUNE 30, 2025~~6~~ CONTINUING, CREATING, OR ESTABLISHING THESE POSITIONS;
ENUMERATING AND INCLUDING THEREIN ALL POSITIONS CREATED BY CHARTER OR
STATE LAW FOR WHICH COMPENSATIONS ARE PAID FROM CITY AND COUNTY
FUNDS AND APPROPRIATED IN THE ANNUAL APPROPRIATION ORDINANCE;
AUTHORIZING APPOINTMENTS OR CONTINUATION OF APPOINTMENTS THERETO;
SPECIFYING AND FIXING THE COMPENSATIONS AND WORK SCHEDULES THEREOF;
AND AUTHORIZING APPOINTMENTS TO TEMPORARY POSITIONS AND FIXING
COMPENSATIONS THEREFORE.

BE IT ORDAINED BY THE PEOPLE OF THE CITY AND COUNTY OF SAN FRANCISCO.

SECTION 1. ESTABLISHMENT, CREATION AND CONTINUATION OF POSITIONS.

In accordance with the provisions of the Administrative Code and Labor & Employment Code,
the positions hereinafter enumerated under the respective departments are hereby created,
established, or continued for the fiscal year ending June 30, 2024~~5~~. Positions created or
authorized by Charter or State law, compensations for which are paid from City and County
funds and appropriated in the Annual Appropriation Ordinance, as that ordinance may be
modified during the fiscal year in supplemental appropriation or de~~-~~appropriation ordinances

1 (together “Annual Appropriation Ordinance”), are enumerated and included herein.

2
3 The word “position” or “positions” as used in the ordinance shall be construed to include office
4 or offices, and the word “employee” or “employees” shall be construed to include officer or
5 officers. The terms “requisition” and “request to fill” are intended to be synonymous and shall
6 be construed to mean a position authorization that is required by the Charter.

7
8 Section 1.1. APPOINTMENTS AND VACANCIES - PERMANENT POSITIONS.

9
10 Section 1.1A. Appointing officers as specified in the Charter are hereby authorized,
11 subject to the provisions of this ordinance, to make or continue appointments as needed
12 during the fiscal year to permanent positions enumerated in their respective sections of
13 this ordinance. Such appointments shall be made in accordance with the provisions of
14 the Charter. Appointing officers shall not make an appointment to a vacancy in a
15 permanent position until the request to fill for such position is approved by the Controller.
16 Provided further, that if the Mayor declares an intent to approve requests to fill due to
17 unanticipated financial reasons, appointing officers shall not make an appointment to a
18 vacancy in a permanent position until the request to fill for such position is approved by
19 the Mayor. Provided further, that if changes occur to the classification, compensation, or
20 duties of a permanent position, appointing officers shall not make an appointment to a
21 vacancy in such position until the request to fill for such position is approved by the
22 Department of Human Resources. Provided further, that in order to prevent the
23 stoppage of essential services, the Human Resources Director may authorize an
24 emergency appointment pending approval or disapproval of a request to fill, if funds are
25 available to pay the compensation of such emergency appointee.

Annual Salary Ordinance Fiscal Years 2024-25 and 2025-26

1
2
3
4
5
6
7
8
9
10
11
12
13
14
15
16
17
18
19
20
21
22
23
24
25

Provided that if the proposed employment is for inter-departmental service, the Controller shall approve as to conformity with the following inter-departmental procedure. Appointing officers shall not authorize or permit employees to work in inter-departmental service unless the following provisions are satisfied. The payment of compensation for the employment of persons in inter-departmental service shall be within the limit of the funds made available by certified inter-departmental work orders and such compensation shall be distributed to the inter-departmental work orders against which they constitute proper detailed charges.

A. If the appointing officer is unable to employ a qualified person to cover the work schedule of a position herein established or authorized, the appointing officer, subject to the provisions of this ordinance and the Annual Appropriation Ordinance and with the approval of the Department of Human Resources, may in the appointing officer's discretion employ more than one person on a lesser work schedule but the combined salaries shall not exceed the compensation appropriated for the position, or may appoint one person on a combined work schedule but subject to the limitation of the appropriation and the compensation schedule for the position and without amendment to this ordinance.

B. Where a vacancy exists in a position, the Human Resources Director may and is hereby authorized to approve a temporary (diverted) request to fill in a different class, provided that the Controller certifies that funds are available to fill that vacancy on this basis, and provided that no action taken as a result of the application of this section will affect the classification of the position concerned as established in the Annual

Annual Salary Ordinance Fiscal Years 2024-25 and 2025-26

1 Appropriation Ordinance and this ordinance.

2
3 An appointing officer, subject to the provisions of this ordinance, the Annual
4 Appropriation Ordinance, the Controller's certification of funds, and Civil Service
5 certification procedures, may employ more than one person on a combined work
6 schedule not to exceed the permanent full-time equivalent, or may combine the
7 appropriations for more than one permanent part-time position in order to create a single
8 full-time equivalent position limited to classifications of positions herein established or
9 authorized and their respective compensation schedules. Such changes shall be
10 reported to the Department of Human Resources and the Controller's office. No full-time
11 equivalent position which is occupied by an employee shall be reduced in hours without
12 the voluntary consent of the employee, if any, holding that position. However, the
13 combined salaries for part-time positions created shall not exceed the compensation
14 appropriated for the full-time position, nor will the salary of a single full-time position
15 created exceed the compensation appropriated for part-time positions. Each permanent
16 part-time employee shall receive the same benefits as existing permanent part-time
17 employees. The funding of additional fringe benefit costs subject to availability of funds
18 will be from any legally available funds.

19
20 Section 1.1B. The Human Resources Director is solely authorized to administratively
21 adjust the terms of this ordinance as follows:

22
23 A. To change the classification of a position provided that the rate of pay is the
24 same or less and the services are in the same functional area.

Annual Salary Ordinance Fiscal Years 2024-25 and 2025-26

1 B. To adjust the compensation of a position pursuant to an approved Memorandum
2 of Understanding or ordinance.

3
4 C. To reflect the initial rates of compensation for a newly established classification,
5 excluding classes covered under Administrative Code Sections 2A.76 and 2A.90.

6
7 D. To add positions funded in accordance with section 10.22 of the Annual
8 Appropriation Ordinance, regarding Professional Service Contracts, and section 26
9 of the Annual Appropriation Ordinance, regarding work order appropriations.

10
11 The Department of Human Resources shall promptly notify the Controller, the Clerk of the
12 Board, the Mayor's Office and the affected department(s) if the Human Resources Director
13 takes such actions as authorized above.

14
15 Section 1.1C. Provided further, that if requests to fill for vacant permanent positions issued by
16 departments where the appointing officers are elected officials enumerated in Article II and
17 Section 6.100 of the Charter (the Board of Supervisors, Assessor-Recorder, City Attorney,
18 District Attorney, Public Defender, Sheriff, and Treasurer) are approved by the Controller and
19 are not approved or rejected by the Mayor and the Department of Human Resources within 15
20 working days of submission, the requests to fill shall be deemed approved. If such requests
21 to fill are rejected by the Mayor and/or the Department of Human Resources, the appointing
22 officers listed above may appeal that rejection in a hearing before the Budget and Finance
23 and/or Budget and Appropriations Committee of the Board of Supervisors, and the Board of
24 Supervisors in its discretion may then grant approval of said requests to fill.

Annual Salary Ordinance Fiscal Years 2024-25 and 2025-26

1 Section 1.1D. The Human Resources Director is authorized to make permanent exempt
2 appointments for a period of up to 6 months to permit simultaneous employment of an existing
3 City employee who is expected to depart City employment and a person who is expected to
4 be appointed to the permanent position previously held by the departing employee when such
5 an appointment is necessary to ensure implementation of successful succession plans and to
6 facilitate the transfer of mission-critical knowledge within City departments.

7
8 Section 1.1E. The Human Resources Director, with concurrence of the Controller, is
9 authorized to adjust the terms of this ordinance to reflect the conversion of temporary
10 positions to a permanent position(s) when sufficient funding is available and conversion is
11 needed either (A) to maintain services when elimination of temporary positions is consistent
12 with the terms of Memoranda of Understanding, or (B) to address City staffing needs created
13 by the San Francisco Housing Authority's changing scope of work, or (C) when the Human
14 Resources Director determines the conversion is warranted and the Controller certifies that
15 the conversion will not require additional salary appropriations in that fiscal year.

16
17 Section 1.2. APPOINTMENTS - TEMPORARY POSITIONS.

18
19 Section 1.2A. Temporary appointments to positions defined by Charter Section 10.104(16) as
20 seasonal or temporary positions may be made by the respective appointing officers in excess
21 of the number of permanent positions herein established or enumerated and such other
22 temporary services as required at rates not in excess of salary schedules if funds have been
23 appropriated and are available for such temporary service. Such appointments shall be
24 limited in duration to no more than 1040 hours in any fiscal year. No appointment to such
25 temporary or seasonal position shall be made until the Controller has certified the availability

Annual Salary Ordinance Fiscal Years 2024-25 and 2025-26

1 of funds, and the request to fill for such service is approved by the Controller and the
2 Department of Human Resources. Provided further that in order to prevent the stoppage of
3 essential services, the Human Resources Director may authorize an emergency appointment
4 pending approval or disapproval of the request to fill, if funds are available to pay the
5 compensation of such emergency appointee. No such appointment shall continue beyond the
6 period for which the Controller has certified the availability of funds. Provided that if the
7 proposed employment is for inter-departmental service, the Controller shall approve as to
8 conformity with the following inter-departmental procedure. Appointing officers shall not
9 authorize or permit employees to work in inter-departmental service unless the following
10 provisions are complied with. The payment of compensation for the employment of persons
11 in inter-departmental service shall be within the limit of the funds made available by certified
12 inter-departmental work orders and such compensation shall be distributed to the
13 inter-departmental work orders against which they constitute proper detailed charges.

14
15 Section 1.2B. Temporary Assignment, Different Department. When the needs and the best
16 interests of the City require, appointing officers are authorized to arrange among themselves
17 the assignment of personnel from one department to another department on a temporary
18 basis. Such temporary assignments shall not be treated as transfers, and may be used to
19 alleviate temporary seasonal peak load situations, complete specific projects, provide
20 temporary transitional work programs to return injured employees to work, or other
21 circumstances in which employees from one department can be effectively used on a
22 temporary basis in another department. All such temporary assignments between
23 departments shall be reviewed and approved by the Department of Human Resources.

24
25 Section 1.3. EXCEPTIONS TO NORMAL WORK SCHEDULES FOR WHICH NO EXTRA

Annual Salary Ordinance Fiscal Years 2024-25 and 2025-26

1 COMPENSATION IS AUTHORIZED.

2

3 Employees appointed to salaried classifications (i.e., designated –Z symbol) shall work such
4 hours as may be necessary for the full and proper performance of their duties and shall
5 receive no additional compensation for work on holidays or in excess of eight hours per day
6 for five days per week, but may be granted compensatory time off under the provisions of any
7 applicable Memorandum of Understanding or ordinance. Provided that, subject to the fiscal
8 provisions of the Charter and the availability of funds, the Human Resources Director may
9 suspend the provisions of this section to allow overtime payment. Approval of overtime
10 payments shall be limited to extraordinary circumstances in which employees are required to
11 work a significant number of hours in excess of their regular work schedules for a prolonged
12 period of time, with a limited ability to use compensatory time off. Further, such payment shall
13 be consistently applied to all personnel in a class.

14

15 SECTION 2. COMPENSATION PROVISIONS.

16

17 Section 2.1. PUC EMPLOYEES ASSIGNED TO HETCH HETCHY AND RECREATION
18 AND PARK EMPLOYEES PERMANENTLY ASSIGNED TO CAMP MATHER.

19

20 The Public Utilities Commission and Recreation and Park Department will pay a stipend of
21 ~~\$408.04~~498.18 per month to employees residing in designated zip code areas enrolled in
22 the Health Services System with employee plus two or more dependents where HMOs are
23 not available and such employees are limited to enrollment to the City Plan I. The Public
24 Utilities Commission will pay a stipend of ~~\$130.81~~149.64 per month to employees residing
25 in designated zip code areas enrolled in the Health Services System with employee plus

Annual Salary Ordinance Fiscal Years 2024-25 and 2025-26

1 one dependent where HMOs are not available and such employees are limited to
2 enrollment to City Plan I. These rates may be adjusted by the Health Service System
3 Board to reflect the increase in premiums effective January 1, 2024⁴⁵. The City reserves
4 the right to either reimburse the affected employees or provide an equivalent amount
5 directly to the Health Services System.

6
7 Section 2.2. MOVING EXPENSES.

8
9 Where needed to recruit employees to fill Department Head, Deputy Director or Manager
10 Level IV or higher (Manager V or higher for SFMTA) positions, an appointing authority may
11 authorize the expenditure of pre-offer recruitment expenses, such as interview travel
12 expenses, and reimbursement of post-offer expenses, such as moving, lodging/temporary
13 housing and other relocation costs, not to exceed \$~~25,678~~26,294. Reimbursement will be
14 made for actual expenses documented by receipts. As an alternative, the Controller may
15 authorize advance payment of approved expenses. Payments under this section are
16 subject to approval by the Controller and the Human Resources Director (except for
17 SFMTA, where the approval is the Controller and Director of Transportation). This amount
18 shall be indexed to the growth rate in the Consumer Price Index – All Urban Consumers
19 (CPI-U), as reported by the Bureau of Labor Statistics for the San Francisco Metropolitan
20 Statistical Area from February to February of the preceding fiscal year.

21
22 Section 2.3. SUPPLEMENTATION OF MILITARY PAY.

23
24 A. In accordance with Charter Section A8.400(h) and in addition to the benefits provided
25 pursuant to Section 395.01 and 395.02 of the California Military and Veterans Code and

Annual Salary Ordinance Fiscal Years 2024-25 and 2025-26

1 the Civil Service Rules, any City employee who is a member of the reserve corps of the
2 United States Armed Forces, National Guard or other uniformed service organization of
3 the United States and is called into active military service in response to the September
4 11th, 2001 terrorist attacks, international terrorism, conflict in Iraq or related extraordinary
5 circumstances, or to provide medical or logistical support to federal, state, or local
6 government responses to the COVID-19 pandemic shall have the benefits provided for in
7 subdivision (B).

8
9 B. Any employee to whom subdivision (A) applies, while on military leave, shall receive
10 from the City the following supplement to their military pay and benefits:

11
12 1. The difference between the amount of the individual's gross military pay and the
13 amount of gross pay the individual would have received as a City employee, had the
14 employee worked the employee's regular work schedule (excluding overtime unless
15 regularly scheduled as part of the employee's regular work schedule).

16
17 2. Retirement service credit consistent with Section A8.520 of the Charter.

18
19 3. All other benefits to which the employee would have been entitled had the employee
20 not been called to eligible active military service, except as limited under state law or
21 the Charter.

22
23 C. As set forth in Charter Section A8.400(h), this section shall be subject to the following
24 limitations and conditions:

Annual Salary Ordinance Fiscal Years 2024-25 and 2025-26

1 1. The employee must have been called into active service for a period greater than 30
2 consecutive days.

3
4 2. The purpose for such call to active service shall have been to respond to the
5 September 11th, 2001 terrorist attacks, international terrorism, conflict in Iraq or related
6 extraordinary circumstances, or to the COVID-19 pandemic, and shall not include
7 scheduled training, drills, unit training assemblies or similar events.

8
9 3. The amounts authorized under this section shall be offset by amounts required to be
10 paid pursuant to any other law, so there are no double payments to the employee.

11
12 4. Any employee receiving compensation under this section shall execute an
13 agreement providing that if the employee does not return to City service within 60 days
14 of release from active duty (or if the employee is not fit for employment at that time,
15 within 60 days of a determination that the employee is fit for employment), then the
16 compensation described in Sections (B)(1) through (B)(3) shall be treated as a loan
17 payable with interest at a rate equal to the greater of (i) the rate received for the
18 concurrent period by the Treasurer's Pooled Cash Account or (ii) the minimum amount
19 necessary to avoid imputed income under the Internal Revenue Code of 1986, as
20 amended from time to time, and any successor statute. Interest shall begin to accrue
21 90 days after the employee's release from active service or return to fitness for
22 employment. Such loan shall be payable in equal monthly installments over a period
23 not to exceed 5 years, commencing 90 days after the individual's release from active
24 service or return to fitness for employment.

Annual Salary Ordinance Fiscal Years 2024-25 and 2025-26

1 5. This section shall not apply to any active duty served voluntarily after the time that
2 the employee is called to active service.

3
4 Section 2.4 CITY EMPLOYEES SERVING ON CHARTER-MANDATED BOARDS AND
5 COMMISSIONS, OR BOARDS, COMMISSIONS AND COMMITTEES CREATED BY
6 INITIATIVE ORDINANCE.

7
8 A. City employees serving on Charter-mandated boards and commissions, or boards,
9 commissions and committees created by initiative ordinance, shall not be compensated for
10 the number of hours each pay period spent in service of these boards and commissions,
11 based on a 40-hour per week compensation assumption.

12
13 B. City employees covered by this provision shall submit to the Controller each pay period
14 a detailed description of the time spent in service, including attending meetings, preparing
15 for meetings, meeting with interested stakeholders or industry, and writing or responding to
16 correspondence. There is a rebuttable presumption that such employees spend 0.25 of
17 their time in service of these duties. This information shall be made publicly available
18 pursuant to the Sunshine Ordinance.

19
20 C. This provision shall not apply to City employees whose service is specified in the
21 Charter or by initiative ordinance, nor shall it apply to City employees serving on
22 interdepartmental or other working groups created by initiative of the Mayor or Board of
23 Supervisors, nor shall it apply to City employees who serve on the Health Service Board,
24 Retiree Health Care Trust Fund Board, or Retirement Board

Annual Salary Ordinance Fiscal Years 2024-25 and 2025-26

1 Section 2.5 STIPEND FOR PLANNING COMMISSIONERS FOR ATTENDANCE AT
2 PLANNING COMMISSION MEETINGS.

3
4 Each commissioner serving on the Planning Commission may receive full stipend for that
5 commissioner’s attendance at each meeting of the Commission, as enumerated and included
6 herein, if the commissioner is present at the beginning of the first action item on the agenda
7 for such meeting for which a vote is taken until the end of the public hearing on the last
8 calendared item. A commissioner of the Planning Commission who attends a portion of a
9 meeting of the Planning Commission, but does not qualify for full stipend, may receive one-
10 quarter of the stipend available for the commissioner’s attendance at each meeting of the
11 commission, as enumerated and included herein

12
13 APPROVED AS TO FORM:
14 DAVID CHIU, City Attorney

15 By: /s/
16 KATE KIMBERLIN
17 Deputy City Attorney
18
19
20
21
22
23
24
25

Annual Salary Ordinance Fiscal Years 2024-25 and 2025-26

1
2
3
4
5
6
7
8
9
10
11
12
13
14
15
16
17
18
19
20
21
22
23
24
25

EXPLANATION OF SYMBOLS.

The following symbols used in connection with the rates fixed herein have the significance and meaning indicated.

- B. Biweekly.
- C. Contract rate.
- D. Daily.
- E. Salary fixed by Charter.
- F. Salary fixed by State law.
- G. Salary adjusted pursuant to ratified Memorandum of Understanding.
- H. Hourly.
- I. Intermittent.
- J. Rate set forth in budget.
- K. Salary based on disability transfer.
- L. Salary paid by City and County and balance paid by State.
- M. Monthly.
- O. No funds provided.
- P. Premium rate.
- Q. At rate set under Charter Section A8.405 according to prior service.
- W. Weekly.
- Y. Yearly.

Annual Salary Ordinance Fiscal Years 2024-25 and 2025-26

- 1
- 2
- 3
- 4
- 5
- 6
- 7
- 8
- 9
- 10
- 11
- 12
- 13
- 14
- 15
- 16
- 17
- 18
- 19
- 20
- 21
- 22
- 23
- 24
- 25



To: Angela Calvillo, Clerk of the Board of Supervisors
From: Anna Duning, Mayor's Budget Director
Date: May 31, 2024
Re: June 1 Department Interim Exceptions to the Annual Salary Ordinance and Annual Appropriations Ordinance

Dear Madam Clerk,

I herein present exceptions to the June 1 Departments' Annual Salary Ordinance (ASO) and Annual Appropriations Ordinance (AAO) for consideration by the Budget and Appropriations Committee of the Board of Supervisors. The City's standard practice is to budget new positions beginning in pay period 7, at 0.79 FTE, and to hold funding for new initiatives until the budget is signed on August 1. Where there is justification for expedited hiring and spending, however, the Board may authorize exceptions to the Interim ASO and AAO, which allow new positions to be filled and expenditures related to new initiatives to begin in the first quarter of the fiscal year, prior to final adoption of the budget.

Exceptions are being requested for the following positions and non-personnel expenditures:

General Fund Positions (7.0 FTE)

- **Human Resources Department (HRD)**
1053 IS Business Analyst-Senior (1.0 FTE), 1823 Senior Administrative Analyst (1.0 FTE). These two filled positions have been previously funded through project-based funding and are critical to support ongoing Hiring Modernization projects approved by the Committee on Information Technology (COIT).
- **Office of the City Attorney (CAT)**
8177 Attorney (Civil/Criminal) (1.0 FTE), 8151 Claims Investigator (1.0 FTE). These two positions are needed due to the increase in tax-related appeals, claims and litigation the City is facing, which jeopardizes the City's revenue. The interim exception is necessary to immediately add capacity to handle the increased workload as much of the tax litigation has already commenced. The interim exception also allows CAT to spread its recruitment efforts, which will facilitate their efforts to identify and hire specialty litigators and staff.
- **Office of the Public Defender (PDR)**
8173 Legal Assistant (1.0 FTE), 8106 Legal Process Clerk (1.0 FTE). These two filled positions are part of the Public Defender's Clean Slate Unit, which provides expungement and other post-conviction relief to thousands of eligible people who have an arrest or conviction in San Francisco while reducing barriers to a myriad of opportunities including employment, housing, education, and professional licensing. A private grant for the Clean Slate program is set to expire at the end of this fiscal year (June 30, 2024), necessitating an interim exception to ensure continuity of the program.

- **Human Services Agency (HSA)**

1823 Senior Administrative Analyst (1.0 FTE). The 1823 Senior Analyst position is necessary to support the ramp up of the implementation of Proposition F (County Adult Assistance Program (CAAP) SUD Ordinance), which is effective January 1st, 2025. The 1823 will play a critical role in assisting in program planning in advance of a contractor's start date, helping to ensure successful implementation and client experience with onramp support of multiple case managers, clerical, supervisory staff, physical location logistics, eligibility worker interfacing, and DPH coordination. This position is represented as 0.79 FTE in the Proposed ASO & AAO, but will be amended to 1.0 FTE as a technical adjustment.

General Fund Non-personnel Expenditures

- **General Fund (GEN) – LGBTQ Museum (\$5,000,000)**

To allow for the immediate acquisition of a site that has been identified to begin the establishment of an LGBTQ history museum in San Francisco.

Non-General Fund Positions (2.0 FTE)

- **Office of the Public Defender (PDR)**

8177 Attorney (Civil/Criminal) (1.0 FTE). The 8177 attorney position is an existing grant funded position that is being re-assigned to a new project ID, thus triggering an interim exception.

- **Department of Homelessness and Supportive Housing (HOM)**

2917 Program Support Analyst (1.0 FTE). This position is necessary to support the ramp up of 80 new urgent accommodation vouchers for families to meet the increased demand for shelter by families experiencing homelessness. The urgent accommodation voucher program will expand quickly to respond to the current crisis of new arrivals; therefore, it is necessary for the new staff member who will support the program to start at the beginning of the fiscal year. Existing shelter staff do not have the capacity to absorb this additional workload, and a delay in hiring will result in a slow program roll out.

Please do not hesitate to contact me if you have any questions regarding the requested interim exceptions to the Annual Salary Ordinance and Annual Appropriations Ordinance.

Sincerely,



Anna Duning
Mayor's Budget Director

cc: Members of the Budget and Appropriations Committee
Budget & Legislative Analyst's Office
Controller

OFFICE OF THE MAYOR
SAN FRANCISCO



LONDON N. BREED
MAYOR

MAY 31 PM 3:37

A handwritten signature in blue ink, consisting of the letters "JA" written in a cursive style.

To: Angela Calvillo, Clerk of the Board of Supervisors
From: Anna Duning, Mayor's Budget Director
Date: May 31, 2024
Re: Minimum Compensation Ordinance and the Mayor's FY 2024-25 and FY 2025-26
Proposed Budget

Madam Clerk,

Pursuant to San Francisco Administrative Code, SEC 12P.3, the minimum compensation for nonprofit corporations will be \$20.25 as of July 1, 2024, eventually reaching \$23.00 by January 1, 2026. Pursuant to San Francisco Administrative Code, SEC 12P.3, the minimum compensation for public entities will be \$22.00 by January 1, 2025, eventually reaching \$25.50 by July 1, 2027.

This letter provides notice to the Board of Supervisors that the Mayor's proposed budget for FY 2024-25 and FY 2025-26 contains funding to support these minimum compensation wage levels for nonprofit corporations and public entities.

If you have any questions, please contact my office.

Sincerely,

A handwritten signature in blue ink, appearing to read "Anna Duning".

Anna Duning
Mayor's Budget Director

cc: Members of the Board of Supervisors
Budget & Legislative Analyst's Office
Controller



To: Angela Calvillo, Clerk of the Board of Supervisors
From: Anna Duning, Mayor's Budget Director
Date: May 31, 2024
Re: Notice of Transfer of Functions under Charter Section 4.132

This memorandum constitutes notice to the Board of Supervisors under Charter Section 4.132 of transfers of functions between departments within the Executive Branch. All positions are regular positions unless otherwise specified. The positions include the following:

- One position (1.0 FTE 5177 Safety Officer) to be transferred from the Department of Public Health (DPH) to the Fire Department (FIR) to streamline Safety Office work at DPH's Occupational Health Program currently being performed under a workorder between the departments.
- Five positions (1.0 FTE 0932 Manager IV, 1.0 FTE 1822 Administrative Analyst, 1.0 FTE 1232 Training Officer, and 2.0 FTE 1842 Management Assistant), which make up the Office of Transgender Initiatives, to be transferred from the City Administrator's Office (ADM) to the Human Rights Commission (HRC), in order to more effectively support transgender, gender nonconforming, and LGBTQ San Franciscans.
- Nine positions (1.0 FTE 0932 Manager IV, 1.0 FTE 0931 Manager III, 1.0 FTE 0923 Manager II, 3.0 FTE 6333 Senior Building Inspector, 2.0 FTE 9772 Community Development Specialist, and 1.0 FTE 1840 Junior Management Assistant) to be transferred from the City Administrator's Office (ADM) to the Department of Disability and Aging Services (DAS) in the Human Services Agency (HSA) in April 2025, in order to provide more effective policies and programs for San Franciscans with disabilities.

If you have any questions please feel free to contact my office.

Sincerely,

A handwritten signature in blue ink, appearing to read "Anna Duning".

Anna Duning
Mayor's Budget Director

cc: Members of the Budget and Appropriations Committee
Budget & Legislative Analyst's Office
Controller

A vertical stamp on the right side of the page, oriented sideways. It contains the text "MAY 31 10:31 AM '24" and "CITY OF SAN FRANCISCO". There is a handwritten mark above the stamp, possibly initials "LD".



May 31, 2024

Supervisor Connie Chan
Chair, Budget and Appropriations Committee
Board of Supervisors, City and County of San Francisco
City Hall, 1 Dr. Carlton B. Goodlett Place
San Francisco, CA 94102

Re: Technical adjustments to the Mayor's Proposed May 1 Budget

Dear Chair Chan,

Per Charter Section 9.101, the Mayor's Office hereby submits the following technical adjustments to the Mayor's Proposed May 1 Budget for FY 2024-25 and FY 2025-26. The May 1 budget is now part of the June 1 Mayor's proposed budget, however, since the Board of Supervisors has already reviewed these budgets, attached is a summary of the changes to these departments since the May 1 submission.

These adjustments include:

- Changes to salary and fringe benefits due to final agreed-upon adjustments in recently negotiated MOUs;
- Significant changes to the MTA baseline, based on updated revenue projections from the Controller's Office;
- New capital projects as approved by the Capital Planning Committee;
- Changes to work orders to reflect accurate service level needs and costs;
- Balancing entries and transfers;
- Other small miscellaneous expenditure changes.

Please contact me with any questions or concerns.

Sincerely,

A handwritten signature in blue ink, appearing to read "Anna Duning".

Anna Duning
Mayor's Budget Director

cc: Members of the Budget and Appropriations Committee
Budget & Legislative Analyst's Office
Controller

Handwritten notes in blue ink: "LONDON BREED" and "MAY 31 2024".

**Technical Adjustments for May 1 Departments
FY 2024-25 and FY 2025-26**

GFS Type	Dept Grp	Dept ID	Fund	Project-Activity	Authority	Account - Title	FY 2024-25 May 1 Proposed	FY 2024-25 Updated	Variance FY 2024-25	FY 2025-26 May 1 Proposed	FY 2025-26 Updated	Variance FY 2025-26
GFS	BOA	232076	10000	10026677-0001	10000	515010 - Health Service-City Match	21,862	21,789	(73)	23,528	23,377	(151)
GFS	BOA	232076	10000	10026677-0001	10000	515510 - Health Service-Admin Cost	2,479	2,111	(368)	2,559	2,184	(375)
GFS	BOA	232076	10000	10026677-0001	10000	515610 - Health Service-Retiree Subsidy	46,673	45,852	(821)	50,694	48,989	(1,705)
GFS	BOA	232076	10000	10026677-0001	10000	515710 - Dependent Coverage	49,002	48,835	(167)	52,736	52,395	(341)
GFS	BOA	232076	10000	10026677-0001	10000	516010 - Dental Coverage	4,344	4,348	4	4,533	4,542	9
GFS	BOA	232076	10000	10026677-0001	10000	519110 - Flexible Benefit Package	5,504	5,485	(19)	5,923	5,885	(38)
GFS	BOA	232076	10000	10026677-0001	10000	527000 - Prof & Specialized Svcs-Bdgt	(28,699)	(27,042)	1,657	(16,200)	(13,084)	3,116
GFS	BOA	232076	10000	10026677-0001	10000	581015 - Human Resources Modernizatio	420	238	(182)	431	242	(189)
GFS	BOA	232076	10000	10026677-0001	10000	581083 - ADM-Real Estate 49 SVN Rent	83,200	83,138	(62)	92,483	92,404	(79)
GFS	BOA	232076	10000	10026677-0001	10000	581210 - DT Technology Infrastructure	11,000	10,968	(32)	12,185	11,782	(403)
GFS	BOA	232076	10000	10026677-0001	10000	581470 - GF-HR-EMPLOYMENTSERVIC	1,169	1,232	63	1,212	1,368	156
GFS	ENV	229994	10010	10041132-0001	22720	515010 - Health Service-City Match	6,168	6,147	(21)	-	-	-
GFS	ENV	229994	10010	10041132-0001	22720	515710 - Dependent Coverage	10,372	10,339	(33)	-	-	-
GFS	ENV	229994	10010	10041134-0032	22722	515010 - Health Service-City Match	18,526	18,461	(65)	28,716	28,531	(185)
GFS	ENV	229994	10010	10041134-0032	22722	515710 - Dependent Coverage	41,253	41,113	(140)	57,185	56,814	(371)
GFS	ENV	229994	10010	10041134-0032	22722	516010 - Dental Coverage	3,637	3,641	4	5,008	5,018	10
GFS	LLB	232051	10000	10026756-0001	10000	515010 - Health Service-City Match	8,124	8,098	(26)	8,746	8,689	(57)
GFS	LLB	232051	10000	10026756-0001	10000	515710 - Dependent Coverage	37,572	37,445	(127)	40,436	40,173	(263)
GFS	LLB	232051	10000	10026756-0001	10000	516010 - Dental Coverage	2,966	2,968	2	3,097	3,101	4
GFS	LLB	232051	10000	10026756-0001	10000	581015 - Human Resources Modernizatio	236	134	(102)	242	136	(106)
GFS	LLB	232051	10000	10026756-0001	10000	581210 - DT Technology Infrastructure	12,375	12,356	(19)	14,085	13,691	(394)
GFS	LLB	232051	10000	10026756-0001	10000	581470 - GF-HR-EMPLOYMENTSERVIC	656	691	35	680	767	87
GFS	LLB	232051	10000	10026756-0001	10000	581650 - Leases Paid To Real Estate	637,205	636,893	(312)	668,278	667,947	(331)
GFS	RET	207980	10010	10024407-0001	17410	460199 - Other General Government Chrc	(156,150)	(134,615)	21,535	-	(435)	(435)
GFS	RET	207980	10010	10024407-0001	17410	460199 - Other General Government Chrc	2,020,658	2,127,272	106,614	1,942,293	2,070,442	128,149
GFS	RET	207980	10010	10024407-0001	17410	515010 - Health Service-City Match	40,244	40,109	(135)	43,311	43,034	(277)
GFS	RET	207980	10010	10024407-0001	17410	515710 - Dependent Coverage	84,354	84,066	(288)	90,780	90,195	(585)
GFS	RET	207980	10010	10024407-0001	17410	516010 - Dental Coverage	7,580	7,587	7	7,911	7,927	16
GFS	RET	207980	10010	10024407-0001	17410	519110 - Flexible Benefit Package	11,008	10,970	(38)	11,846	11,770	(76)
GFS	RET	207980	10010	10024407-0001	17410	581650 - Leases Paid To Real Estate	-	128,603	128,603	-	128,636	128,636
NGFS	AIR	109660	17960	10026671-0001	10000	515010 - Health Service-City Match	18,928	18,864	(64)	20,370	20,238	(132)
NGFS	AIR	109660	17960	10026671-0001	10000	515710 - Dependent Coverage	54,508	54,322	(186)	58,662	58,282	(380)
NGFS	AIR	109660	17960	10026671-0001	10000	516010 - Dental Coverage	4,658	4,662	4	4,860	4,870	10
NGFS	AIR	109660	17960	10026671-0001	10000	519110 - Flexible Benefit Package	11,008	10,970	(38)	11,846	11,770	(76)
NGFS	AIR	109664	17960	10026671-0001	10000	515010 - Health Service-City Match	39,243	39,111	(132)	43,729	43,449	(280)
NGFS	AIR	109664	17960	10026671-0001	10000	515710 - Dependent Coverage	92,176	91,862	(314)	101,854	101,197	(657)
NGFS	AIR	109664	17960	10026671-0001	10000	516010 - Dental Coverage	8,217	8,224	7	8,812	8,831	19
NGFS	AIR	109664	17960	10026671-0001	10000	519010 - Fringe Adjustments-Budget	-	-	-	-	65,820	65,820
NGFS	AIR	109664	17960	10026671-0001	10000	519110 - Flexible Benefit Package	27,520	27,425	(95)	29,615	29,425	(190)
NGFS	AIR	109665	17960	10026671-0001	10000	501010 - Perm Salaries-Misc-Regular	4,067,468	4,106,764	39,296	4,247,729	4,288,417	40,688

**Technical Adjustments for May 1 Departments
FY 2024-25 and FY 2025-26**

GFS Type	Dept Grp	Dept ID	Fund	Project-Activity	Authority	Account - Title	FY 2024-25 May 1 Proposed	FY 2024-25 Updated	Variance FY 2024-25	FY 2025-26 May 1 Proposed	FY 2025-26 Updated	Variance FY 2025-26
NGFS	AIR	109665	17960	10026671-0001	10000	513010 - Retire City Misc	597,516	603,364	5,848	603,246	609,102	5,856
NGFS	AIR	109665	17960	10026671-0001	10000	514010 - Social Security (OASDI & HI)	288,723	291,163	2,440	300,877	303,397	2,520
NGFS	AIR	109665	17960	10026671-0001	10000	514020 - Social Sec-Medicare(HI Only)	68,725	69,293	568	71,338	71,930	592
NGFS	AIR	109665	17960	10026671-0001	10000	515010 - Health Service-City Match	193,424	192,778	(646)	209,331	207,989	(1,342)
NGFS	AIR	109665	17960	10026671-0001	10000	515020 - Retiree Health-Match-Prop B	34,523	34,811	288	35,839	36,135	296
NGFS	AIR	109665	17960	10026671-0001	10000	515030 - RetireeHlthCare-CityMatchPropC	12,864	12,976	112	13,370	13,474	104
NGFS	AIR	109665	17960	10026671-0001	10000	515710 - Dependent Coverage	382,459	381,159	(1,300)	414,618	411,940	(2,678)
NGFS	AIR	109665	17960	10026671-0001	10000	516010 - Dental Coverage	34,879	34,912	33	36,658	36,727	69
NGFS	AIR	109665	17960	10026671-0001	10000	519110 - Flexible Benefit Package	16,512	16,455	(57)	17,769	17,655	(114)
NGFS	AIR	109665	17960	10026671-0001	10000	519120 - Long Term Disability Insurance	14,210	14,370	160	14,859	15,027	168
NGFS	AIR	109677	17960	10026671-0001	10000	515010 - Health Service-City Match	42,598	42,452	(146)	46,620	46,315	(305)
NGFS	AIR	109677	17960	10026671-0001	10000	515710 - Dependent Coverage	161,179	160,633	(546)	177,747	176,590	(1,157)
NGFS	AIR	109677	17960	10026671-0001	10000	516010 - Dental Coverage	12,321	12,331	10	13,148	13,176	28
NGFS	AIR	109678	17960	10026671-0001	10000	501010 - Perm Salaries-Misc-Regular	5,208,981	5,218,114	9,133	5,397,750	5,407,192	9,442
NGFS	AIR	109678	17960	10026671-0001	10000	513010 - Retire City Misc	766,834	768,191	1,357	768,194	769,529	1,335
NGFS	AIR	109678	17960	10026671-0001	10000	514010 - Social Security (OASDI & HI)	348,606	349,167	561	361,025	361,610	585
NGFS	AIR	109678	17960	10026671-0001	10000	514020 - Social Sec-Medicare(HI Only)	81,970	82,112	142	84,707	84,844	137
NGFS	AIR	109678	17960	10026671-0001	10000	515010 - Health Service-City Match	144,521	144,042	(479)	155,537	154,541	(996)
NGFS	AIR	109678	17960	10026671-0001	10000	515020 - Retiree Health-Match-Prop B	41,191	41,250	59	42,562	42,621	59
NGFS	AIR	109678	17960	10026671-0001	10000	515030 - RetireeHlthCare-CityMatchPropC	15,354	15,381	27	15,869	15,896	27
NGFS	AIR	109678	17960	10026671-0001	10000	515710 - Dependent Coverage	571,479	569,554	(1,925)	615,051	611,073	(3,978)
NGFS	AIR	109678	17960	10026671-0001	10000	516010 - Dental Coverage	45,381	45,419	38	47,352	47,454	102
NGFS	AIR	109678	17960	10026671-0001	10000	519120 - Long Term Disability Insurance	21,356	21,388	32	22,122	22,171	49
NGFS	AIR	109679	17960	10026671-0001	10000	501010 - Perm Salaries-Misc-Regular	7,241,825	7,261,081	19,256	7,519,066	7,539,099	20,033
NGFS	AIR	109679	17960	10026671-0001	10000	513010 - Retire City Misc	1,068,381	1,071,229	2,848	1,072,453	1,075,300	2,847
NGFS	AIR	109679	17960	10026671-0001	10000	514010 - Social Security (OASDI & HI)	479,834	480,997	1,163	497,382	498,595	1,213
NGFS	AIR	109679	17960	10026671-0001	10000	514020 - Social Sec-Medicare(HI Only)	112,439	112,740	301	116,491	116,749	258
NGFS	AIR	109679	17960	10026671-0001	10000	515010 - Health Service-City Match	184,741	184,139	(602)	198,825	197,567	(1,258)
NGFS	AIR	109679	17960	10026671-0001	10000	515020 - Retiree Health-Match-Prop B	56,491	56,624	133	58,500	58,680	180
NGFS	AIR	109679	17960	10026671-0001	10000	515030 - RetireeHlthCare-CityMatchPropC	21,080	21,140	60	21,833	21,893	60
NGFS	AIR	109679	17960	10026671-0001	10000	515710 - Dependent Coverage	915,332	912,265	(3,067)	985,126	978,766	(6,360)
NGFS	AIR	109679	17960	10026671-0001	10000	516010 - Dental Coverage	70,498	70,552	54	73,556	73,725	169
NGFS	AIR	109679	17960	10026671-0001	10000	519120 - Long Term Disability Insurance	29,703	29,773	70	30,835	30,896	61
NGFS	AIR	109681	17960	10026671-0001	10000	501010 - Perm Salaries-Misc-Regular	6,171,349	6,271,767	100,418	6,465,366	6,601,465	136,099
NGFS	AIR	109681	17960	10026671-0001	10000	513010 - Retire City Misc	889,139	903,609	14,470	900,018	918,961	18,943
NGFS	AIR	109681	17960	10026671-0001	10000	514010 - Social Security (OASDI & HI)	422,216	428,005	5,789	441,009	448,116	7,107
NGFS	AIR	109681	17960	10026671-0001	10000	514020 - Social Sec-Medicare(HI Only)	98,802	100,250	1,448	103,153	105,129	1,976
NGFS	AIR	109681	17960	10026671-0001	10000	515010 - Health Service-City Match	117,414	117,045	(369)	127,742	126,911	(831)
NGFS	AIR	109681	17960	10026671-0001	10000	515020 - Retiree Health-Match-Prop B	49,631	50,370	739	51,798	52,796	998
NGFS	AIR	109681	17960	10026671-0001	10000	515030 - RetireeHlthCare-CityMatchPropC	18,504	18,787	283	19,317	19,689	372

**Technical Adjustments for May 1 Departments
FY 2024-25 and FY 2025-26**

GFS Type	Dept Grp	Dept ID	Fund	Project-Activity	Authority	Account - Title	FY 2024-25 May 1 Proposed	FY 2024-25 Updated	Variance FY 2024-25	FY 2025-26 May 1 Proposed	FY 2025-26 Updated	Variance FY 2025-26
NGFS	AIR	109681	17960	10026671-0001	10000	515710 - Dependent Coverage	766,502	763,915	(2,587)	833,588	828,188	(5,400)
NGFS	AIR	109681	17960	10026671-0001	10000	516010 - Dental Coverage	56,648	56,690	42	59,719	59,847	128
NGFS	AIR	109681	17960	10026671-0001	10000	519120 - Long Term Disability Insurance	25,306	25,721	415	26,518	27,069	551
NGFS	AIR	109682	17960	10026671-0001	10000	501010 - Perm Salaries-Misc-Regular	642,696	649,025	6,329	665,488	678,632	13,144
NGFS	AIR	109682	17960	10026671-0001	10000	513010 - Retire City Misc	94,905	95,840	935	95,010	96,885	1,875
NGFS	AIR	109682	17960	10026671-0001	10000	514010 - Social Security (OASDI & HI)	41,589	41,982	393	43,003	43,819	816
NGFS	AIR	109682	17960	10026671-0001	10000	514020 - Social Sec-Medicare(HI Only)	9,730	9,820	90	10,060	10,249	189
NGFS	AIR	109682	17960	10026671-0001	10000	515010 - Health Service-City Match	15,210	15,160	(50)	16,370	16,265	(105)
NGFS	AIR	109682	17960	10026671-0001	10000	515020 - Retiree Health-Match-Prop B	4,884	4,930	46	5,051	5,145	94
NGFS	AIR	109682	17960	10026671-0001	10000	515030 - RetireeHlthCare-CityMatchPropC	1,824	1,841	17	1,883	1,920	37
NGFS	AIR	109682	17960	10026671-0001	10000	515710 - Dependent Coverage	86,105	85,820	(285)	92,670	92,070	(600)
NGFS	AIR	109682	17960	10026671-0001	10000	516010 - Dental Coverage	6,445	6,450	5	6,725	6,740	15
NGFS	AIR	109682	17960	10026671-0001	10000	519120 - Long Term Disability Insurance	2,633	2,659	26	2,727	2,784	57
NGFS	AIR	109683	17960	10026671-0001	10000	515010 - Health Service-City Match	44,126	43,981	(145)	47,491	47,187	(304)
NGFS	AIR	109683	17960	10026671-0001	10000	515710 - Dependent Coverage	257,607	258,755	(852)	277,248	275,453	(1,795)
NGFS	AIR	109683	17960	10026671-0001	10000	516010 - Dental Coverage	19,191	19,206	15	20,024	20,069	45
NGFS	AIR	109684	17960	10026671-0001	10000	515010 - Health Service-City Match	124,243	123,823	(420)	134,902	134,035	(867)
NGFS	AIR	109684	17960	10026671-0001	10000	515710 - Dependent Coverage	266,881	265,966	(915)	290,284	288,408	(1,876)
NGFS	AIR	109684	17960	10026671-0001	10000	516010 - Dental Coverage	24,070	24,091	21	25,373	25,425	52
NGFS	AIR	109684	17960	10026671-0001	10000	519110 - Flexible Benefit Package	55,040	54,850	(190)	59,230	58,850	(380)
NGFS	AIR	109685	17960	10026671-0001	10000	515010 - Health Service-City Match	120,880	120,453	(427)	130,073	129,252	(821)
NGFS	AIR	109685	17960	10026671-0001	10000	515710 - Dependent Coverage	523,342	521,582	(1,760)	563,246	559,608	(3,638)
NGFS	AIR	109685	17960	10026671-0001	10000	516010 - Dental Coverage	40,751	40,812	61	42,541	42,635	94
NGFS	AIR	109685	17960	10026671-0001	10000	519110 - Flexible Benefit Package	5,504	5,485	(19)	5,923	5,885	(38)
NGFS	AIR	109686	17960	10026671-0001	10000	501010 - Perm Salaries-Misc-Regular	44,173,274	44,284,832	111,558	45,865,576	45,982,000	116,424
NGFS	AIR	109686	17960	10026671-0001	10000	513010 - Retire City Misc	6,568,210	6,584,820	16,610	6,595,581	6,612,375	16,794
NGFS	AIR	109686	17960	10026671-0001	10000	514010 - Social Security (OASDI & HI)	2,944,211	2,951,123	6,912	3,049,308	3,056,544	7,236
NGFS	AIR	109686	17960	10026671-0001	10000	514020 - Social Sec-Medicare(HI Only)	688,910	690,570	1,660	713,371	715,045	1,674
NGFS	AIR	109686	17960	10026671-0001	10000	515010 - Health Service-City Match	3,414,715	3,403,234	(11,481)	3,677,098	3,653,567	(23,531)
NGFS	AIR	109686	17960	10026671-0001	10000	515020 - Retiree Health-Match-Prop B	346,190	346,994	804	358,645	359,509	864
NGFS	AIR	109686	17960	10026671-0001	10000	515030 - RetireeHlthCare-CityMatchPropC	129,193	129,515	322	133,452	133,776	324
NGFS	AIR	109686	17960	10026671-0001	10000	515710 - Dependent Coverage	6,261,901	6,240,504	(21,397)	6,745,761	6,702,312	(43,449)
NGFS	AIR	109686	17960	10026671-0001	10000	516010 - Dental Coverage	574,964	575,516	552	600,727	601,832	1,105
NGFS	AIR	109686	17960	10026671-0001	10000	519110 - Flexible Benefit Package	11,008	10,970	(38)	11,846	11,770	(76)
NGFS	AIR	109686	17960	10026671-0001	10000	519120 - Long Term Disability Insurance	179,759	180,189	430	186,301	186,787	486
NGFS	AIR	109686	17960	10041153-0001	10000	515010 - Health Service-City Match	27,117	27,027	(90)	33,675	33,460	(215)
NGFS	AIR	109686	17960	10041153-0001	10000	515710 - Dependent Coverage	48,126	47,963	(163)	59,760	59,375	(385)
NGFS	AIR	109686	17960	10041153-0001	10000	516010 - Dental Coverage	4,446	4,451	5	5,355	5,365	10
NGFS	AIR	109687	17960	10026671-0001	10000	515010 - Health Service-City Match	249,896	249,055	(841)	268,933	267,197	(1,736)
NGFS	AIR	109687	17960	10026671-0001	10000	515710 - Dependent Coverage	882,268	879,338	(2,930)	949,534	943,382	(6,152)

**Technical Adjustments for May 1 Departments
FY 2024-25 and FY 2025-26**

GFS Type	Dept Grp	Dept ID	Fund	Project-Activity	Authority	Account - Title	FY 2024-25 May 1 Proposed	FY 2024-25 Updated	Variance FY 2024-25	FY 2025-26 May 1 Proposed	FY 2025-26 Updated	Variance FY 2025-26
NGFS	AIR	109687	17960	10026671-0001	10000	516010 - Dental Coverage	70,007	70,111	104	73,066	73,213	147
NGFS	AIR	109688	17960	10026671-0001	10000	515010 - Health Service-City Match	134,120	133,665	(455)	144,340	143,430	(910)
NGFS	AIR	109688	17960	10026671-0001	10000	515710 - Dependent Coverage	513,135	511,420	(1,715)	552,265	548,695	(3,570)
NGFS	AIR	109688	17960	10026671-0001	10000	516010 - Dental Coverage	42,630	42,665	35	44,485	44,555	70
NGFS	AIR	109689	17960	10026671-0001	10000	515010 - Health Service-City Match	72,004	71,761	(243)	77,484	76,975	(509)
NGFS	AIR	109689	17960	10026671-0001	10000	515710 - Dependent Coverage	409,876	408,502	(1,374)	441,137	438,271	(2,866)
NGFS	AIR	109689	17960	10026671-0001	10000	516010 - Dental Coverage	28,973	28,995	22	30,218	30,287	69
NGFS	AIR	109690	17960	10026671-0001	10000	501010 - Perm Salaries-Misc-Regular	1,914,853	1,935,202	20,349	1,992,142	2,034,402	42,260
NGFS	AIR	109690	17960	10026671-0001	10000	513010 - Retire City Misc	282,600	285,607	3,007	284,260	290,290	6,030
NGFS	AIR	109690	17960	10026671-0001	10000	514010 - Social Security (OASDI & HI)	125,363	126,626	1,263	130,158	132,781	2,623
NGFS	AIR	109690	17960	10026671-0001	10000	514020 - Social Sec-Medicare(HI Only)	29,327	29,616	289	30,446	31,053	607
NGFS	AIR	109690	17960	10026671-0001	10000	515010 - Health Service-City Match	43,915	43,771	(144)	47,264	46,961	(303)
NGFS	AIR	109690	17960	10026671-0001	10000	515020 - Retiree Health-Match-Prop B	14,724	14,873	149	15,290	15,593	303
NGFS	AIR	109690	17960	10026671-0001	10000	515030 - RetireeHlthCare-CityMatchPropC	5,499	5,552	53	5,699	5,817	118
NGFS	AIR	109690	17960	10026671-0001	10000	515710 - Dependent Coverage	262,000	261,134	(866)	281,976	280,150	(1,826)
NGFS	AIR	109690	17960	10026671-0001	10000	516010 - Dental Coverage	19,455	19,469	14	20,299	20,345	46
NGFS	AIR	109690	17960	10026671-0001	10000	519120 - Long Term Disability Insurance	7,844	7,928	84	8,163	8,346	183
NGFS	AIR	109691	17960	10026671-0001	10000	515010 - Health Service-City Match	22,429	22,353	(76)	24,135	23,976	(159)
NGFS	AIR	109691	17960	10026671-0001	10000	515710 - Dependent Coverage	138,819	138,354	(465)	149,408	148,436	(972)
NGFS	AIR	109691	17960	10026671-0001	10000	516010 - Dental Coverage	9,580	9,587	7	9,991	10,014	23
NGFS	AIR	109692	17960	10026671-0001	10000	501010 - Perm Salaries-Misc-Regular	2,432,483	2,439,218	6,735	2,531,684	2,538,659	6,975
NGFS	AIR	109692	17960	10026671-0001	10000	513010 - Retire City Misc	361,033	362,035	1,002	363,358	364,363	1,005
NGFS	AIR	109692	17960	10026671-0001	10000	514010 - Social Security (OASDI & HI)	157,773	158,190	417	163,918	164,350	432
NGFS	AIR	109692	17960	10026671-0001	10000	514020 - Social Sec-Medicare(HI Only)	36,896	36,992	96	38,327	38,429	102
NGFS	AIR	109692	17960	10026671-0001	10000	515010 - Health Service-City Match	124,425	124,004	(421)	133,902	133,036	(866)
NGFS	AIR	109692	17960	10026671-0001	10000	515020 - Retiree Health-Match-Prop B	18,541	18,589	48	19,257	19,308	51
NGFS	AIR	109692	17960	10026671-0001	10000	515030 - RetireeHlthCare-CityMatchPropC	6,914	6,932	18	7,183	7,204	21
NGFS	AIR	109692	17960	10026671-0001	10000	515710 - Dependent Coverage	292,805	291,829	(976)	315,129	313,083	(2,046)
NGFS	AIR	109692	17960	10026671-0001	10000	516010 - Dental Coverage	25,194	25,243	49	26,297	26,345	48
NGFS	AIR	109692	17960	10026671-0001	10000	519110 - Flexible Benefit Package	5,504	5,485	(19)	5,923	5,885	(38)
NGFS	AIR	109692	17960	10026671-0001	10000	519120 - Long Term Disability Insurance	9,279	9,306	27	9,671	9,698	27
NGFS	AIR	109693	17960	10026671-0001	10000	501010 - Perm Salaries-Misc-Regular	2,201,158	2,213,110	11,952	2,389,716	2,413,076	23,360
NGFS	AIR	109693	17960	10026671-0001	10000	513010 - Retire City Misc	317,132	318,855	1,723	332,590	335,841	3,251
NGFS	AIR	109693	17960	10026671-0001	10000	514010 - Social Security (OASDI & HI)	144,562	145,197	635	157,065	158,434	1,369
NGFS	AIR	109693	17960	10026671-0001	10000	514020 - Social Sec-Medicare(HI Only)	34,369	34,543	174	37,174	37,515	341
NGFS	AIR	109693	17960	10026671-0001	10000	515010 - Health Service-City Match	48,847	48,682	(165)	54,757	54,402	(355)
NGFS	AIR	109693	17960	10026671-0001	10000	515020 - Retiree Health-Match-Prop B	17,264	17,350	86	18,674	18,844	170
NGFS	AIR	109693	17960	10026671-0001	10000	515030 - RetireeHlthCare-CityMatchPropC	6,434	6,466	32	6,961	7,023	62
NGFS	AIR	109693	17960	10026671-0001	10000	515710 - Dependent Coverage	230,402	229,626	(776)	260,687	258,999	(1,688)
NGFS	AIR	109693	17960	10026671-0001	10000	516010 - Dental Coverage	17,289	17,304	15	18,945	18,985	40

**Technical Adjustments for May 1 Departments
FY 2024-25 and FY 2025-26**

GFS Type	Dept Grp	Dept ID	Fund	Project-Activity	Authority	Account - Title	FY 2024-25 May 1 Proposed	FY 2024-25 Updated	Variance FY 2024-25	FY 2025-26 May 1 Proposed	FY 2025-26 Updated	Variance FY 2025-26
NGFS	AIR	109693	17960	10026671-0001	10000	519110 - Flexible Benefit Package	5,504	5,485	(19)	5,923	5,885	(38)
NGFS	AIR	109693	17960	10026671-0001	10000	519120 - Long Term Disability Insurance	8,168	8,219	51	8,911	9,009	98
NGFS	AIR	109695	17960	10026671-0001	10000	501010 - Perm Salaries-Misc-Regular	533,614	534,398	784	552,536	553,348	812
NGFS	AIR	109695	17960	10026671-0001	10000	513010 - Retire City Misc	77,874	77,988	114	77,928	78,042	114
NGFS	AIR	109695	17960	10026671-0001	10000	514010 - Social Security (OASDI & HI)	33,518	33,566	48	34,692	34,742	50
NGFS	AIR	109695	17960	10026671-0001	10000	514020 - Social Sec-Medicare(HI Only)	7,841	7,851	10	8,115	8,127	12
NGFS	AIR	109695	17960	10026671-0001	10000	515010 - Health Service-City Match	19,258	19,194	(64)	20,726	20,594	(132)
NGFS	AIR	109695	17960	10026671-0001	10000	515020 - Retiree Health-Match-Prop B	3,936	3,942	6	4,074	4,080	6
NGFS	AIR	109695	17960	10026671-0001	10000	515030 - RetireeHlthCare-CityMatchPropC	1,468	1,470	2	1,522	1,524	2
NGFS	AIR	109695	17960	10026671-0001	10000	515710 - Dependent Coverage	55,026	54,840	(186)	59,220	58,838	(382)
NGFS	AIR	109695	17960	10026671-0001	10000	516010 - Dental Coverage	4,586	4,590	4	4,786	4,796	10
NGFS	AIR	109695	17960	10026671-0001	10000	519120 - Long Term Disability Insurance	2,186	2,190	4	2,266	2,268	2
NGFS	AIR	109695	17960	10041153-0001	10000	501010 - Perm Salaries-Misc-Regular	695,815	697,532	1,717	823,915	825,945	2,030
NGFS	AIR	109695	17960	10041153-0001	10000	513010 - Retire City Misc	100,198	100,444	246	114,605	114,890	285
NGFS	AIR	109695	17960	10041153-0001	10000	514010 - Social Security (OASDI & HI)	43,140	43,248	108	51,085	51,210	125
NGFS	AIR	109695	17960	10041153-0001	10000	514020 - Social Sec-Medicare(HI Only)	10,091	10,113	22	11,945	11,975	30
NGFS	AIR	109695	17960	10041153-0001	10000	515010 - Health Service-City Match	14,608	14,559	(49)	18,140	18,025	(115)
NGFS	AIR	109695	17960	10041153-0001	10000	515020 - Retiree Health-Match-Prop B	5,069	5,081	12	6,000	6,015	15
NGFS	AIR	109695	17960	10041153-0001	10000	515030 - RetireeHlthCare-CityMatchPropC	1,890	1,895	5	2,240	2,245	5
NGFS	AIR	109695	17960	10041153-0001	10000	515710 - Dependent Coverage	71,097	70,858	(239)	88,290	87,720	(570)
NGFS	AIR	109695	17960	10041153-0001	10000	516010 - Dental Coverage	5,489	5,494	5	6,610	6,625	15
NGFS	AIR	109695	17960	10041153-0001	10000	519120 - Long Term Disability Insurance	2,852	2,859	7	3,380	3,385	5
NGFS	AIR	109696	17960	10026671-0001	10000	515010 - Health Service-City Match	52,199	52,024	(175)	56,178	55,818	(360)
NGFS	AIR	109696	17960	10026671-0001	10000	515710 - Dependent Coverage	83,620	83,332	(288)	89,990	89,409	(581)
NGFS	AIR	109696	17960	10026671-0001	10000	516010 - Dental Coverage	7,945	7,953	8	8,293	8,308	15
NGFS	AIR	109697	17960	10026671-0001	10000	515010 - Health Service-City Match	34,909	34,790	(119)	37,569	37,324	(245)
NGFS	AIR	109697	17960	10026671-0001	10000	515710 - Dependent Coverage	89,894	89,586	(308)	96,747	96,117	(630)
NGFS	AIR	109697	17960	10026671-0001	10000	516010 - Dental Coverage	7,728	7,735	7	8,064	8,078	14
NGFS	AIR	210730	17960	10026671-0001	10000	515010 - Health Service-City Match	72,986	72,759	(227)	78,558	78,047	(511)
NGFS	AIR	210730	17960	10026671-0001	10000	515710 - Dependent Coverage	485,352	483,713	(1,639)	522,356	518,972	(3,384)
NGFS	AIR	210730	17960	10026671-0001	10000	516010 - Dental Coverage	35,788	35,814	26	37,335	37,415	80
NGFS	AIR	109701	17960	10026671-0001	10000	515010 - Health Service-City Match	39,710	39,576	(134)	42,736	42,461	(275)
NGFS	AIR	109701	17960	10026671-0001	10000	515710 - Dependent Coverage	92,501	92,185	(316)	99,549	98,905	(644)
NGFS	AIR	109701	17960	10026671-0001	10000	516010 - Dental Coverage	8,183	8,190	7	8,539	8,556	17
NGFS	AIR	109701	17960	10026671-0001	10000	519110 - Flexible Benefit Package	16,512	16,455	(57)	17,769	17,655	(114)
NGFS	AIR	109706	17960	10026671-0001	10000	515010 - Health Service-City Match	303,640	302,621	(1,019)	327,854	325,761	(2,093)
NGFS	AIR	109706	17960	10026671-0001	10000	515710 - Dependent Coverage	544,008	542,145	(1,863)	588,893	585,100	(3,793)
NGFS	AIR	109706	17960	10026671-0001	10000	516010 - Dental Coverage	50,332	50,379	47	52,820	52,922	102
NGFS	AIR	109706	17960	10026671-0001	10000	519110 - Flexible Benefit Package	26,297	26,206	(91)	29,615	29,425	(190)
NGFS	AIR	109706	17960	10041153-0001	10000	515010 - Health Service-City Match	24,335	24,255	(80)	33,675	33,460	(215)

**Technical Adjustments for May 1 Departments
FY 2024-25 and FY 2025-26**

GFS Type	Dept Grp	Dept ID	Fund	Project-Activity	Authority	Account - Title	FY 2024-25 1 Proposed	FY 2024-25 Updated	Variance FY 2024-25	FY 2025-26 May 1 Proposed	FY 2025-26 Updated	Variance FY 2025-26
NGFS	AIR	109706	17960	10041153-0001	10000	515710 - Dependent Coverage	43,190	43,045	(145)	59,760	59,375	(385)
NGFS	AIR	109706	17960	10041153-0001	10000	516010 - Dental Coverage	3,990	3,995	5	5,355	5,365	10
NGFS	AIR	109707	17960	10026671-0001	10000	515010 - Health Service-City Match	236,150	235,358	(792)	254,149	252,528	(1,621)
NGFS	AIR	109707	17960	10026671-0001	10000	515710 - Dependent Coverage	381,875	380,563	(1,312)	410,959	408,314	(2,645)
NGFS	AIR	109707	17960	10026671-0001	10000	516010 - Dental Coverage	36,201	36,236	35	37,789	37,860	71
NGFS	AIR	109707	17960	10026671-0001	10000	519110 - Flexible Benefit Package	11,008	10,970	(38)	11,846	11,770	(76)
NGFS	AIR	109707	17960	10041153-0001	10000	515010 - Health Service-City Match	37,548	37,422	(126)	40,410	40,152	(258)
NGFS	AIR	109707	17960	10041153-0001	10000	515710 - Dependent Coverage	66,636	66,408	(228)	71,712	71,250	(462)
NGFS	AIR	109707	17960	10041153-0001	10000	516010 - Dental Coverage	6,156	6,162	6	6,426	6,438	12
NGFS	AIR	109710	17960	10026671-0001	10000	515010 - Health Service-City Match	144,579	144,094	(485)	155,599	154,606	(993)
NGFS	AIR	109710	17960	10026671-0001	10000	515710 - Dependent Coverage	247,916	247,066	(850)	266,800	265,081	(1,719)
NGFS	AIR	109710	17960	10026671-0001	10000	516010 - Dental Coverage	23,147	23,170	23	24,162	24,207	45
NGFS	AIR	109710	17960	10026671-0001	10000	519110 - Flexible Benefit Package	5,504	5,485	(19)	5,923	5,885	(38)
NGFS	AIR	207658	17960	10026671-0001	10000	515010 - Health Service-City Match	176,967	176,373	(594)	190,455	189,239	(1,216)
NGFS	AIR	207658	17960	10026671-0001	10000	515710 - Dependent Coverage	307,774	306,719	(1,055)	331,218	329,084	(2,134)
NGFS	AIR	207658	17960	10026671-0001	10000	516010 - Dental Coverage	28,623	28,651	28	29,878	29,934	56
NGFS	AIR	207658	17960	10026671-0001	10000	519110 - Flexible Benefit Package	5,504	5,485	(19)	5,923	5,885	(38)
NGFS	AIR	210731	17960	10026671-0001	10000	515010 - Health Service-City Match	47,065	46,907	(158)	50,651	50,326	(325)
NGFS	AIR	210731	17960	10026671-0001	10000	515710 - Dependent Coverage	111,514	111,133	(381)	120,009	119,235	(774)
NGFS	AIR	210731	17960	10026671-0001	10000	516010 - Dental Coverage	9,836	9,845	9	10,264	10,286	22
NGFS	AIR	210731	17960	10026671-0001	10000	519110 - Flexible Benefit Package	22,016	21,940	(76)	23,692	23,540	(152)
NGFS	AIR	210732	17960	10026671-0001	10000	515010 - Health Service-City Match	27,138	27,047	(91)	30,277	30,082	(195)
NGFS	AIR	210732	17960	10026671-0001	10000	515710 - Dependent Coverage	77,954	77,688	(266)	87,340	86,777	(563)
NGFS	AIR	210732	17960	10026671-0001	10000	516010 - Dental Coverage	6,718	6,723	5	7,293	7,310	17
NGFS	AIR	210732	17960	10026671-0001	10000	519110 - Flexible Benefit Package	26,297	26,206	(91)	29,615	29,425	(190)
NGFS	AIR	210733	17960	10026671-0001	10000	515010 - Health Service-City Match	18,460	18,399	(61)	19,868	19,741	(127)
NGFS	AIR	210733	17960	10026671-0001	10000	515710 - Dependent Coverage	32,082	31,972	(110)	34,525	34,303	(222)
NGFS	AIR	210733	17960	10026671-0001	10000	516010 - Dental Coverage	2,979	2,982	3	3,110	3,116	6
NGFS	AIR	232505	17960	10026671-0001	10000	515010 - Health Service-City Match	41,928	41,786	(142)	45,123	44,831	(292)
NGFS	AIR	232505	17960	10026671-0001	10000	515710 - Dependent Coverage	100,834	100,489	(345)	108,519	107,815	(704)
NGFS	AIR	232505	17960	10026671-0001	10000	516010 - Dental Coverage	8,797	8,805	8	9,180	9,197	17
NGFS	AIR	232505	17960	10026671-0001	10000	519110 - Flexible Benefit Package	5,504	5,485	(19)	5,923	5,885	(38)
NGFS	AIR	109730	17960	10026671-0001	10000	515010 - Health Service-City Match	6,258	6,237	(21)	6,735	6,692	(43)
NGFS	AIR	109730	17960	10026671-0001	10000	515710 - Dependent Coverage	11,106	11,068	(38)	11,952	11,875	(77)
NGFS	AIR	109730	17960	10026671-0001	10000	516010 - Dental Coverage	1,026	1,027	1	1,071	1,073	2
NGFS	AIR	109732	17960	10026671-0001	10000	515010 - Health Service-City Match	4,987	4,970	(17)	5,367	5,332	(35)
NGFS	AIR	109732	17960	10026671-0001	10000	515710 - Dependent Coverage	12,842	12,798	(44)	13,821	13,731	(90)
NGFS	AIR	109732	17960	10026671-0001	10000	516010 - Dental Coverage	1,104	1,105	1	1,152	1,154	2
NGFS	AIR	183644	17960	10026671-0001	10000	515010 - Health Service-City Match	55,882	55,692	(190)	61,332	60,936	(396)
NGFS	AIR	183644	17960	10026671-0001	10000	515710 - Dependent Coverage	104,791	104,432	(359)	115,848	115,097	(751)

**Technical Adjustments for May 1 Departments
FY 2024-25 and FY 2025-26**

GFS Type	Dept Grp	Dept ID	Fund	Project-Activity	Authority	Account - Title	FY 2024-25 May 1 Proposed	FY 2024-25 Updated	Variance FY 2024-25	FY 2025-26 May 1 Proposed	FY 2025-26 Updated	Variance FY 2025-26	
NGFS	AIR	183644	17960	10026671-0001	10000	516010 - Dental Coverage	9,698	9,707	9	10,377	10,397	20	
NGFS	AIR	183644	17960	10026671-0001	10000	519110 - Flexible Benefit Package	16,512	16,455	(57)	17,769	17,655	(114)	
NGFS	AIR	109703	17960	10026671-0001	10000	515010 - Health Service-City Match	49,247	49,082	(165)	52,998	52,657	(341)	
NGFS	AIR	109703	17960	10026671-0001	10000	515710 - Dependent Coverage	158,532	157,993	(539)	170,610	169,510	(1,100)	
NGFS	AIR	109703	17960	10026671-0001	10000	516010 - Dental Coverage	13,475	13,486	11	14,058	14,091	33	
NGFS	AIR	109703	17960	10026671-0001	10000	519110 - Flexible Benefit Package	60,544	60,335	(209)	65,153	64,735	(418)	
NGFS	AIR	109703	17960	10041153-0001	10000	515010 - Health Service-City Match	33,289	33,179	(110)	43,311	43,034	(277)	
NGFS	AIR	109703	17960	10041153-0001	10000	515710 - Dependent Coverage	72,014	71,771	(243)	90,780	90,195	(585)	
NGFS	AIR	109703	17960	10041153-0001	10000	516010 - Dental Coverage	6,440	6,447	7	7,911	7,927	16	
NGFS	AIR	109703	17960	10041153-0001	10000	519110 - Flexible Benefit Package	11,008	10,970	(38)	11,846	11,770	(76)	
NGFS	AIR	109704	17960	10026671-0001	10000	515010 - Health Service-City Match	47,841	47,680	(161)	51,485	51,154	(331)	
NGFS	AIR	109704	17960	10026671-0001	10000	515710 - Dependent Coverage	125,504	125,075	(429)	135,064	134,194	(870)	
NGFS	AIR	109704	17960	10026671-0001	10000	516010 - Dental Coverage	11,043	11,052	9	11,521	11,548	27	
NGFS	AIR	109704	17960	10026671-0001	10000	519110 - Flexible Benefit Package	49,536	49,365	(171)	53,307	52,965	(342)	
NGFS	AIR	109709	17960	10026671-0001	10000	515010 - Health Service-City Match	57,330	57,135	(195)	61,698	61,298	(400)	
NGFS	AIR	109709	17960	10026671-0001	10000	515710 - Dependent Coverage	134,273	133,812	(461)	144,507	143,568	(939)	
NGFS	AIR	109709	17960	10026671-0001	10000	516010 - Dental Coverage	11,780	11,791	11	12,292	12,314	22	
NGFS	AIR	109709	17960	10026671-0001	10000	519110 - Flexible Benefit Package	5,504	5,485	(19)	5,923	5,885	(38)	
NGFS	AIR	143645	17960	10026671-0001	10000	515010 - Health Service-City Match	8,954	8,924	(30)	9,636	9,574	(62)	
NGFS	AIR	143645	17960	10026671-0001	10000	515710 - Dependent Coverage	28,824	28,726	(98)	31,020	30,820	(200)	
NGFS	AIR	143645	17960	10026671-0001	10000	516010 - Dental Coverage	2,450	2,452	2	2,556	2,562	6	
NGFS	AIR	143645	17960	10026671-0001	10000	519110 - Flexible Benefit Package	11,008	10,970	(38)	11,846	11,770	(76)	
NGFS	AIR	207660	17960	10026671-0001	10000	515010 - Health Service-City Match	80,098	79,829	(269)	87,061	86,502	(559)	
NGFS	AIR	207660	17960	10026671-0001	10000	515710 - Dependent Coverage	217,920	217,180	(740)	238,425	236,890	(1,535)	
NGFS	AIR	207660	17960	10026671-0001	10000	516010 - Dental Coverage	18,527	18,543	16	19,634	19,676	42	
NGFS	AIR	207660	17960	10026671-0001	10000	519110 - Flexible Benefit Package	11,008	10,970	(38)	11,846	11,770	(76)	
NGFS	AIR	109669	17960	10026671-0001	10000	515010 - Health Service-City Match	31,949	31,839	(110)	37,839	37,594	(245)	
NGFS	AIR	109669	17960	10026671-0001	10000	515710 - Dependent Coverage	82,387	82,106	(281)	98,256	97,619	(637)	
NGFS	AIR	109669	17960	10026671-0001	10000	516010 - Dental Coverage	7,128	7,134	6	8,235	8,251	16	
NGFS	AIR	109669	17960	10026671-0001	10000	519110 - Flexible Benefit Package	9,785	9,751	(34)	11,846	11,770	(76)	
NGFS	AIR	228932	17960	10026671-0001	10000	515010 - Health Service-City Match	308,862	307,815	(1,047)	344,649	342,448	(2,201)	
NGFS	AIR	228932	17960	10026671-0001	10000	515510 - Health Service-Admin Cost	452,729	385,480	(67,249)	467,248	398,785	(68,463)	
NGFS	AIR	228932	17960	10026671-0001	10000	515610 - Health Service-Retiree Subsidy	12,119,442	11,906,214	(213,228)	13,163,507	12,720,890	(442,617)	
NGFS	AIR	228932	17960	10026671-0001	10000	515710 - Dependent Coverage	578,364	576,416	(1,948)	647,409	643,205	(4,204)	
NGFS	AIR	228932	17960	10026671-0001	10000	516010 - Dental Coverage	53,433	53,479	46	57,937	58,045	108	
NGFS	AIR	228932	17960	10026671-0001	10000	519110 - Flexible Benefit Package	33,024	32,910	(114)	35,538	35,310	(228)	
NGFS	AIR	228932	17960	10026671-0001	10000	581015 - Human Resources Modernizatio	191,358	108,262	(83,096)	196,111	110,089	(86,022)	
NGFS	AIR	228932	17960	10026671-0001	10000	581162 - IS-HSS ADMINISTRATION	0	37,400	37,400	-	-	-	-
NGFS	AIR	228932	17960	10026671-0001	10000	581470 - GF-HR-EMPLOYMENTSERVIC	531,994	560,665	28,671	551,473	622,665	71,192	
NGFS	AIR	228932	17960	10026671-0001	10000	581660 - GF-Chf-Youth Works	183,000	-	(183,000)	183,000	-	(183,000)	

**Technical Adjustments for May 1 Departments
FY 2024-25 and FY 2025-26**

GFS Type	Dept Grp	Dept ID	Fund	Project-Activity	Authority	Account - Title	FY 2024-25 May 1 Proposed	FY 2024-25 Updated	Variance FY 2024-25	FY 2025-26 May 1 Proposed	FY 2025-26 Updated	Variance FY 2025-26
NGFS	AIR	228932	17960	10026671-0001	10000	581870 - GF-HR-SF Fellows Program	0	240,000	240,000	-	-	-
NGFS	AIR	210842	17960	10041153-0001	10000	515010 - Health Service-City Match	91,800	91,496	(304)	127,032	126,220	(812)
NGFS	AIR	210842	17960	10041153-0001	10000	515710 - Dependent Coverage	183,044	182,428	(616)	253,272	251,640	(1,632)
NGFS	AIR	210842	17960	10041153-0001	10000	516010 - Dental Coverage	16,580	16,596	16	22,248	22,292	44
NGFS	AIR	210842	17960	10041153-0001	10000	519110 - Flexible Benefit Package	17,124	17,064	(60)	23,692	23,540	(152)
NGFS	AIR	109668	17960	10026671-0001	10000	515010 - Health Service-City Match	69,872	69,636	(236)	75,197	74,716	(481)
NGFS	AIR	109668	17960	10026671-0001	10000	515710 - Dependent Coverage	136,156	135,693	(463)	146,530	145,583	(947)
NGFS	AIR	109668	17960	10026671-0001	10000	516010 - Dental Coverage	12,470	12,481	11	13,014	13,039	25
NGFS	AIR	109668	17960	10026671-0001	10000	519110 - Flexible Benefit Package	16,512	16,455	(57)	17,769	17,655	(114)
NGFS	AIR	109670	17960	10026671-0001	10000	515010 - Health Service-City Match	11,494	11,455	(39)	12,370	12,291	(79)
NGFS	AIR	109670	17960	10026671-0001	10000	515710 - Dependent Coverage	23,092	23,014	(78)	24,852	24,691	(161)
NGFS	AIR	109670	17960	10026671-0001	10000	516010 - Dental Coverage	2,084	2,086	2	2,175	2,179	4
NGFS	AIR	109671	17960	10026671-0001	10000	515010 - Health Service-City Match	22,229	22,154	(75)	23,923	23,770	(153)
NGFS	AIR	109671	17960	10026671-0001	10000	515710 - Dependent Coverage	48,610	48,445	(165)	52,314	51,976	(338)
NGFS	AIR	109671	17960	10026671-0001	10000	516010 - Dental Coverage	4,335	4,339	4	4,524	4,533	9
NGFS	AIR	109671	17960	10026671-0001	10000	519110 - Flexible Benefit Package	5,504	5,485	(19)	5,923	5,885	(38)
NGFS	AIR	109714	17960	10001631-0002	10000	501010 - Perm Salaries-Misc-Regular	317,425	326,995	9,570	328,680	338,592	9,912
NGFS	AIR	109714	17960	10001631-0002	10000	513010 - Retire City Misc	45,709	47,088	1,379	45,719	47,098	1,379
NGFS	AIR	109714	17960	10001631-0002	10000	514010 - Social Security (OASDI & HI)	26,607	26,927	320	27,304	27,919	615
NGFS	AIR	109714	17960	10001631-0002	10000	514020 - Social Sec-Medicare(HI Only)	6,222	6,362	140	6,386	6,530	144
NGFS	AIR	109714	17960	10001631-0002	10000	515010 - Health Service-City Match	9,974	9,940	(34)	10,734	10,664	(70)
NGFS	AIR	109714	17960	10001631-0002	10000	515020 - Retiree Health-Match-Prop B	3,127	3,196	69	3,208	3,280	72
NGFS	AIR	109714	17960	10001631-0002	10000	515030 - RetireeHlthCare-CityMatchPropC	1,165	1,191	26	1,196	1,223	27
NGFS	AIR	109714	17960	10001631-0002	10000	515710 - Dependent Coverage	25,684	25,596	(88)	27,642	27,462	(180)
NGFS	AIR	109714	17960	10001631-0002	10000	516010 - Dental Coverage	2,208	2,210	2	2,304	2,308	4
NGFS	AIR	109714	17960	10001631-0002	10000	519120 - Long Term Disability Insurance	1,301	1,340	39	1,348	1,388	40
NGFS	AIR	109714	17960	10026671-0001	10000	501010 - Perm Salaries-Misc-Regular	156,357	159,423	3,066	204,735	208,750	4,015
NGFS	AIR	109714	17960	10026671-0001	10000	513010 - Retire City Misc	22,515	22,957	442	28,479	29,037	558
NGFS	AIR	109714	17960	10026671-0001	10000	514010 - Social Security (OASDI & HI)	10,409	10,599	190	12,210	12,210	-
NGFS	AIR	109714	17960	10026671-0001	10000	514020 - Social Sec-Medicare(HI Only)	2,434	2,479	45	3,136	3,194	58
NGFS	AIR	109714	17960	10026671-0001	10000	515010 - Health Service-City Match	3,879	3,865	(14)	5,367	5,332	(35)
NGFS	AIR	109714	17960	10026671-0001	10000	515020 - Retiree Health-Match-Prop B	1,223	1,245	22	1,575	1,605	30
NGFS	AIR	109714	17960	10026671-0001	10000	515030 - RetireeHlthCare-CityMatchPropC	457	465	8	588	599	11
NGFS	AIR	109714	17960	10026671-0001	10000	515710 - Dependent Coverage	9,988	9,954	(34)	13,821	13,731	(90)
NGFS	AIR	109714	17960	10026671-0001	10000	516010 - Dental Coverage	858	859	1	1,152	1,154	2
NGFS	AIR	109714	17960	10026671-0001	10000	519120 - Long Term Disability Insurance	641	654	13	839	856	17
NGFS	AIR	207661	17960	10001631-0002	10000	501010 - Perm Salaries-Misc-Regular	767,986	783,910	15,924	803,343	819,832	16,489
NGFS	AIR	207661	17960	10001631-0002	10000	513010 - Retire City Misc	110,105	112,420	2,315	111,282	113,599	2,317
NGFS	AIR	207661	17960	10001631-0002	10000	514010 - Social Security (OASDI & HI)	39,308	39,584	276	42,687	42,973	286
NGFS	AIR	207661	17960	10001631-0002	10000	514020 - Social Sec-Medicare(HI Only)	11,758	11,990	232	12,278	12,517	239

**Technical Adjustments for May 1 Departments
FY 2024-25 and FY 2025-26**

GFS Type	Dept Grp	Dept ID	Fund	Project-Activity	Authority	Account - Title	FY 2024-25 May 1 Proposed	FY 2024-25 Updated	Variance FY 2024-25	FY 2025-26 May 1 Proposed	FY 2025-26 Updated	Variance FY 2025-26
NGFS	AIR	207661	17960	10001631-0002	10000	515010 - Health Service-City Match	18,076	18,014	(62)	19,453	19,326	(127)
NGFS	AIR	207661	17960	10001631-0002	10000	515020 - Retiree Health-Match-Prop B	5,906	6,023	117	6,166	6,287	121
NGFS	AIR	207661	17960	10001631-0002	10000	515030 - RetireeHlthCare-CityMatchPropC	2,204	2,247	43	2,299	2,344	45
NGFS	AIR	207661	17960	10001631-0002	10000	515710 - Dependent Coverage	37,162	37,033	(129)	39,995	39,734	(261)
NGFS	AIR	207661	17960	10001631-0002	10000	516010 - Dental Coverage	3,358	3,361	3	3,504	3,509	5
NGFS	AIR	207661	17960	10001631-0002	10000	519120 - Long Term Disability Insurance	3,150	3,214	64	3,294	3,362	68
NGFS	AIR	207661	17960	10026671-0001	10000	515010 - Health Service-City Match	(9,642)	(9,609)	33	(10,377)	(10,310)	67
NGFS	AIR	207661	17960	10026671-0001	10000	515710 - Dependent Coverage	(38,021)	(37,894)	127	(40,920)	(40,655)	265
NGFS	AIR	207661	17960	10026671-0001	10000	516010 - Dental Coverage	(3,039)	(3,042)	(3)	(3,172)	(3,178)	(6)
NGFS	AIR	207960	17960	10001631-0002	10000	515010 - Health Service-City Match	4,477	4,462	(15)	4,818	4,787	(31)
NGFS	AIR	207960	17960	10001631-0002	10000	515710 - Dependent Coverage	14,412	14,363	(49)	15,510	15,410	(100)
NGFS	AIR	207960	17960	10001631-0002	10000	516010 - Dental Coverage	1,225	1,226	1	1,278	1,281	3
NGFS	AIR	207960	17960	10001631-0002	10000	519110 - Flexible Benefit Package	5,504	5,485	(19)	5,923	5,885	(38)
NGFS	AIR	207960	18000	10001631-0003	10002	501010 - Perm Salaries-Misc-Regular	3,181,114	3,186,287	5,173	3,316,519	3,321,876	5,357
NGFS	AIR	207960	18000	10001631-0003	10002	513010 - Retire City Misc	461,997	462,742	745	465,447	466,193	746
NGFS	AIR	207960	18000	10001631-0003	10002	514020 - Social Sec-Medicare(HI Only)	52,168	52,243	75	54,153	54,231	78
NGFS	AIR	207960	18000	10001631-0003	10002	515010 - Health Service-City Match	105,949	105,591	(358)	114,023	113,289	(734)
NGFS	AIR	207960	18000	10001631-0003	10002	515020 - Retiree Health-Match-Prop B	26,204	26,241	37	27,206	27,245	39
NGFS	AIR	207960	18000	10001631-0003	10002	515030 - RetireeHlthCare-CityMatchPropC	9,771	9,785	14	10,144	10,158	14
NGFS	AIR	207960	18000	10001631-0003	10002	515710 - Dependent Coverage	193,785	193,117	(668)	208,549	207,198	(1,351)
NGFS	AIR	207960	18000	10001631-0003	10002	516010 - Dental Coverage	17,932	17,948	16	18,714	18,748	34
NGFS	AIR	207960	18000	10001631-0003	10002	519110 - Flexible Benefit Package	11,008	10,970	(38)	11,846	11,770	(76)
NGFS	AIR	207960	18000	10001631-0003	10002	519120 - Long Term Disability Insurance	10,717	10,738	21	11,192	11,213	21
NGFS	AIR	207960	18000	10001631-0003	10002	520100 - Overhead Recovery	(247,968)	(252,845)	(4,877)	(444,291)	(448,135)	(3,844)
NGFS	AIR	207662	17960	10001631-0002	10000	515010 - Health Service-City Match	14,961	14,910	(51)	16,101	15,996	(105)
NGFS	AIR	207662	17960	10001631-0002	10000	515710 - Dependent Coverage	38,526	38,394	(132)	41,463	41,193	(270)
NGFS	AIR	207662	17960	10001631-0002	10000	516010 - Dental Coverage	3,312	3,315	3	3,456	3,462	6
NGFS	AIR	207662	17960	10026671-0001	10000	515010 - Health Service-City Match	(2,940)	(2,930)	10	(3,164)	(3,143)	21
NGFS	AIR	207662	17960	10026671-0001	10000	515710 - Dependent Coverage	(11,592)	(11,553)	39	(12,476)	(12,395)	81
NGFS	AIR	207662	17960	10026671-0001	10000	516010 - Dental Coverage	(927)	(927)	-	(967)	(969)	(2)
NGFS	AIR	207663	17960	10001631-0002	10000	515010 - Health Service-City Match	39,896	39,760	(136)	42,936	42,656	(280)
NGFS	AIR	207663	17960	10001631-0002	10000	515710 - Dependent Coverage	102,736	102,384	(352)	110,568	109,848	(720)
NGFS	AIR	207663	17960	10001631-0002	10000	516010 - Dental Coverage	8,832	8,840	8	9,216	9,232	16
NGFS	AIR	207663	17960	10026671-0001	10000	501010 - Perm Salaries-Misc-Regular	591,814	592,802	988	820,145	821,438	1,293
NGFS	AIR	207663	17960	10026671-0001	10000	513010 - Retire City Misc	85,000	85,147	147	114,011	114,197	186
NGFS	AIR	207663	17960	10026671-0001	10000	514010 - Social Security (OASDI & HI)	37,560	37,621	61	45,928	46,008	80
NGFS	AIR	207663	17960	10026671-0001	10000	514020 - Social Sec-Medicare(HI Only)	8,786	8,801	15	12,096	12,115	19
NGFS	AIR	207663	17960	10026671-0001	10000	515010 - Health Service-City Match	15,005	14,950	(55)	22,111	21,966	(145)
NGFS	AIR	207663	17960	10026671-0001	10000	515020 - Retiree Health-Match-Prop B	4,412	4,419	7	6,074	6,083	9
NGFS	AIR	207663	17960	10026671-0001	10000	515030 - RetireeHlthCare-CityMatchPropC	1,645	1,648	3	2,266	2,269	3

**Technical Adjustments for May 1 Departments
FY 2024-25 and FY 2025-26**

GFS Type	Dept Grp	Dept ID	Fund	Project-Activity	Authority	Account - Title	FY 2024-25 May 1 Proposed	FY 2024-25 Updated	Variance FY 2024-25	FY 2025-26 May 1 Proposed	FY 2025-26 Updated	Variance FY 2025-26
NGFS	AIR	207663	17960	10026671-0001	10000	515710 - Dependent Coverage	32,629	32,518	(111)	50,475	50,145	(330)
NGFS	AIR	207663	17960	10026671-0001	10000	516010 - Dental Coverage	2,906	2,910	4	4,316	4,323	7
NGFS	AIR	207663	17960	10026671-0001	10000	519120 - Long Term Disability Insurance	2,428	2,432	4	3,363	3,369	6
NGFS	AIR	109722	18470	10004334-0001	10345	499999 - Beg Fund Balance - Budget Only	44,503	-	(44,503)	-	-	-
NGFS	AIR	109722	18470	10004334-0001	10345	567000 - Bldgs,Struct&Imprv Proj-Budget	44,503	-	(44,503)	-	-	-
NGFS	AIR	109722	18510	10004334-0001	10345	499999 - Beg Fund Balance - Budget Only	106,940	-	(106,940)	-	-	-
NGFS	AIR	109722	18510	10004334-0001	10345	567000 - Bldgs,Struct&Imprv Proj-Budget	106,940	-	(106,940)	-	-	-
NGFS	AIR	109722	18520	10004055-0001	10340	499999 - Beg Fund Balance - Budget Only	75,081	-	(75,081)	-	-	-
NGFS	AIR	109722	18520	10004055-0001	10340	567000 - Bldgs,Struct&Imprv Proj-Budget	75,081	-	(75,081)	-	-	-
NGFS	AIR	109722	18521	10004334-0001	10345	499999 - Beg Fund Balance - Budget Only	15,586,407	-	(15,586,407)	-	-	-
NGFS	AIR	109722	18521	10004334-0001	10345	567000 - Bldgs,Struct&Imprv Proj-Budget	15,586,407	-	(15,586,407)	-	-	-
NGFS	AIR	109722	18522	10004055-0001	10340	499999 - Beg Fund Balance - Budget Only	2,558,385	-	(2,558,385)	-	-	-
NGFS	AIR	109722	18522	10004055-0001	10340	567000 - Bldgs,Struct&Imprv Proj-Budget	2,558,385	-	(2,558,385)	-	-	-
NGFS	AIR	109722	18522	10004134-0001	10343	499999 - Beg Fund Balance - Budget Only	45,973	-	(45,973)	-	-	-
NGFS	AIR	109722	18522	10004134-0001	10343	567000 - Bldgs,Struct&Imprv Proj-Budget	45,973	-	(45,973)	-	-	-
NGFS	AIR	109722	18523	10004055-0001	10340	499999 - Beg Fund Balance - Budget Only	164,051	-	(164,051)	-	-	-
NGFS	AIR	109722	18523	10004055-0001	10340	567000 - Bldgs,Struct&Imprv Proj-Budget	164,051	-	(164,051)	-	-	-
NGFS	AIR	109722	18523	10004134-0001	10343	499999 - Beg Fund Balance - Budget Only	2,601	-	(2,601)	-	-	-
NGFS	AIR	109722	18523	10004134-0001	10343	567000 - Bldgs,Struct&Imprv Proj-Budget	2,601	-	(2,601)	-	-	-
NGFS	AIR	109722	18526	10004334-0001	10345	499999 - Beg Fund Balance - Budget Only	1,845,387	-	(1,845,387)	-	-	-
NGFS	AIR	109722	18526	10004334-0001	10345	567000 - Bldgs,Struct&Imprv Proj-Budget	1,845,387	-	(1,845,387)	-	-	-
NGFS	AIR	109722	18528	10004334-0001	10345	499999 - Beg Fund Balance - Budget Only	7,831,001	-	(7,831,001)	-	-	-
NGFS	AIR	109722	18528	10004334-0001	10345	567000 - Bldgs,Struct&Imprv Proj-Budget	7,831,001	-	(7,831,001)	-	-	-
NGFS	AIR	109722	18532	10004334-0001	10345	499999 - Beg Fund Balance - Budget Only	18,952,518	-	(18,952,518)	-	-	-
NGFS	AIR	109722	18532	10004334-0001	10345	567000 - Bldgs,Struct&Imprv Proj-Budget	18,952,518	-	(18,952,518)	-	-	-
NGFS	AIR	109722	18533	10004055-0001	10340	499999 - Beg Fund Balance - Budget Only	1,310,341	-	(1,310,341)	-	-	-
NGFS	AIR	109722	18533	10004055-0001	10340	567000 - Bldgs,Struct&Imprv Proj-Budget	1,310,341	-	(1,310,341)	-	-	-
NGFS	AIR	109722	18533	10004134-0001	10343	499999 - Beg Fund Balance - Budget Only	16,591	-	(16,591)	-	-	-
NGFS	AIR	109722	18533	10004134-0001	10343	567000 - Bldgs,Struct&Imprv Proj-Budget	16,591	-	(16,591)	-	-	-
NGFS	AIR	109722	18534	10004055-0001	10340	499999 - Beg Fund Balance - Budget Only	16,958	-	(16,958)	-	-	-
NGFS	AIR	109722	18534	10004055-0001	10340	567000 - Bldgs,Struct&Imprv Proj-Budget	16,958	-	(16,958)	-	-	-
NGFS	AIR	109722	18534	10004134-0001	10343	499999 - Beg Fund Balance - Budget Only	10,578	-	(10,578)	-	-	-
NGFS	AIR	109722	18534	10004134-0001	10343	567000 - Bldgs,Struct&Imprv Proj-Budget	10,578	-	(10,578)	-	-	-
NGFS	AIR	109722	18536	10004055-0001	10340	499999 - Beg Fund Balance - Budget Only	1,292,673	-	(1,292,673)	-	-	-
NGFS	AIR	109722	18536	10004055-0001	10340	567000 - Bldgs,Struct&Imprv Proj-Budget	1,292,673	-	(1,292,673)	-	-	-
NGFS	AIR	109722	18536	10004134-0001	10343	499999 - Beg Fund Balance - Budget Only	58,098	-	(58,098)	-	-	-
NGFS	AIR	109722	18536	10004134-0001	10343	567000 - Bldgs,Struct&Imprv Proj-Budget	58,098	-	(58,098)	-	-	-
NGFS	AIR	109722	18538	10004055-0001	10340	499999 - Beg Fund Balance - Budget Only	1,996,138	-	(1,996,138)	-	-	-
NGFS	AIR	109722	18538	10004055-0001	10340	567000 - Bldgs,Struct&Imprv Proj-Budget	1,996,138	-	(1,996,138)	-	-	-
NGFS	AIR	109722	18538	10004134-0001	10343	499999 - Beg Fund Balance - Budget Only	44,949	-	(44,949)	-	-	-

**Technical Adjustments for May 1 Departments
FY 2024-25 and FY 2025-26**

GFS Type	Dept Grp	Dept ID	Fund	Project-Activity	Authority	Account - Title	FY 2024-25 May 1 Proposed	FY 2024-25 Updated	Variance FY 2024-25	FY 2025-26 May 1 Proposed	FY 2025-26 Updated	Variance FY 2025-26
NGFS	AIR	109722	18538	10004134-0001	10343	567000 - Bldgs,Struct&Imprv Proj-Budget	44,949	-	(44,949)	-	-	-
NGFS	AIR	109722	19170	10004334-0001	10345	499999 - Beg Fund Balance - Budget Only	14,050	-	(14,050)	-	-	-
NGFS	AIR	109722	19170	10004334-0001	10345	567000 - Bldgs,Struct&Imprv Proj-Budget	14,050	-	(14,050)	-	-	-
NGFS	AIR	109722	19200	10004334-0001	10345	499999 - Beg Fund Balance - Budget Only	122,045	-	(122,045)	-	-	-
NGFS	AIR	109722	19200	10004334-0001	10345	567000 - Bldgs,Struct&Imprv Proj-Budget	122,045	-	(122,045)	-	-	-
NGFS	AIR	109722	19394	10004134-0001	10343	499999 - Beg Fund Balance - Budget Only	397,813	-	(397,813)	-	-	-
NGFS	AIR	109722	19394	10004134-0001	10343	567000 - Bldgs,Struct&Imprv Proj-Budget	397,813	-	(397,813)	-	-	-
NGFS	AIR	109722	19962	10041140-0001	10347	477999 - Misc Airport Revenue	250,000	-	(250,000)	250,000	-	(250,000)
NGFS	AIR	109722	19962	10041140-0001	10347	479987 - LCFS Credits Revenue	-	250,000	250,000	-	250,000	250,000
NGFS	AIR	183647	17960	10026671-0001	10000	501010 - Perm Salaries-Misc-Regular	19,207,744	19,217,294	9,550	20,313,212	20,323,100	9,888
NGFS	AIR	183647	17960	10026671-0001	10000	513010 - Retire City Misc	2,762,728	2,764,126	1,398	2,822,565	2,823,963	1,398
NGFS	AIR	183647	17960	10026671-0001	10000	514010 - Social Security (OASDI & HI)	1,259,494	1,260,088	594	1,347,071	1,347,685	614
NGFS	AIR	183647	17960	10026671-0001	10000	514020 - Social Sec-Medicare(HI Only)	325,427	325,565	138	341,648	341,793	145
NGFS	AIR	183647	17960	10026671-0001	10000	515010 - Health Service-City Match	497,949	496,249	(1,700)	546,623	543,063	(3,560)
NGFS	AIR	183647	17960	10026671-0001	10000	515020 - Retiree Health-Match-Prop B	163,456	163,525	69	171,642	171,711	69
NGFS	AIR	183647	17960	10026671-0001	10000	515030 - RetireeHlthCare-CityMatchPropC	60,971	60,999	28	63,992	64,016	24
NGFS	AIR	183647	17960	10026671-0001	10000	515710 - Dependent Coverage	1,274,422	1,270,054	(4,368)	1,399,213	1,390,107	(9,106)
NGFS	AIR	183647	17960	10026671-0001	10000	516010 - Dental Coverage	109,874	109,973	99	116,955	117,166	211
NGFS	AIR	183647	17960	10026671-0001	10000	519110 - Flexible Benefit Package	55,040	54,850	(190)	59,230	58,850	(380)
NGFS	AIR	183647	17960	10026671-0001	10000	519120 - Long Term Disability Insurance	68,838	68,876	38	73,020	73,065	45
NGFS	AIR	109718	17960	10026671-0001	10000	515010 - Health Service-City Match	43,871	43,719	(152)	49,598	49,274	(324)
NGFS	AIR	109718	17960	10026671-0001	10000	515710 - Dependent Coverage	94,146	93,820	(326)	107,466	106,764	(702)
NGFS	AIR	109718	17960	10026671-0001	10000	516010 - Dental Coverage	8,420	8,428	8	9,298	9,314	16
NGFS	AIR	109718	18000	10001631-0003	10002	515010 - Health Service-City Match	10,735	10,699	(36)	11,553	11,479	(74)
NGFS	AIR	109718	18000	10001631-0003	10002	515710 - Dependent Coverage	25,518	25,431	(87)	27,462	27,285	(177)
NGFS	AIR	109718	18000	10001631-0003	10002	516010 - Dental Coverage	2,251	2,253	2	2,349	2,354	5
NGFS	AIR	109718	18000	10001631-0003	10002	519110 - Flexible Benefit Package	5,504	5,485	(19)	5,923	5,885	(38)
NGFS	AIR	207665	17960	10026671-0001	10000	515010 - Health Service-City Match	32,205	32,097	(108)	34,659	34,437	(222)
NGFS	AIR	207665	17960	10026671-0001	10000	515710 - Dependent Coverage	76,554	76,293	(261)	82,386	81,855	(531)
NGFS	AIR	207665	17960	10026671-0001	10000	516010 - Dental Coverage	6,753	6,759	6	7,047	7,062	15
NGFS	AIR	207665	17960	10026671-0001	10000	519110 - Flexible Benefit Package	16,512	16,455	(57)	17,769	17,655	(114)
NGFS	AIR	207664	17960	10001631-0002	10000	515010 - Health Service-City Match	44,883	44,730	(153)	48,303	47,988	(315)
NGFS	AIR	207664	17960	10001631-0002	10000	515710 - Dependent Coverage	115,578	115,182	(396)	124,389	123,579	(810)
NGFS	AIR	207664	17960	10001631-0002	10000	516010 - Dental Coverage	9,936	9,945	9	10,368	10,386	18
NGFS	AIR	207664	17960	10026671-0001	10000	515010 - Health Service-City Match	(20,890)	(20,820)	70	(22,483)	(22,337)	146
NGFS	AIR	207664	17960	10026671-0001	10000	515710 - Dependent Coverage	(82,380)	(82,103)	277	(88,660)	(88,086)	574
NGFS	AIR	207664	17960	10026671-0001	10000	516010 - Dental Coverage	(6,585)	(6,591)	(6)	(6,872)	(6,886)	(14)
NGFS	AIR	210814	17960	10026671-0001	10000	515010 - Health Service-City Match	38,799	38,667	(132)	41,756	41,485	(271)
NGFS	AIR	210814	17960	10026671-0001	10000	515710 - Dependent Coverage	95,281	94,955	(326)	102,543	101,878	(665)
NGFS	AIR	210814	17960	10026671-0001	10000	516010 - Dental Coverage	8,284	8,292	8	8,644	8,660	16

**Technical Adjustments for May 1 Departments
FY 2024-25 and FY 2025-26**

GFS Type	Dept Grp	Dept ID	Fund	Project-Activity	Authority	Account - Title	FY 2024-25 May 1 Proposed	FY 2024-25 Updated	Variance FY 2024-25	FY 2025-26 May 1 Proposed	FY 2025-26 Updated	Variance FY 2025-26
NGFS	AIR	210814	17960	10026671-0001	10000	519110 - Flexible Benefit Package	5,504	5,485	(19)	5,923	5,885	(38)
NGFS	AIR	109649	17960	10026671-0001	10000	515010 - Health Service-City Match	10,735	10,699	(36)	11,553	11,479	(74)
NGFS	AIR	109649	17960	10026671-0001	10000	515710 - Dependent Coverage	25,518	25,431	(87)	27,462	27,285	(177)
NGFS	AIR	109649	17960	10026671-0001	10000	516010 - Dental Coverage	2,251	2,253	2	2,349	2,354	5
NGFS	AIR	109649	17960	10026671-0001	10000	519110 - Flexible Benefit Package	5,504	5,485	(19)	5,923	5,885	(38)
NGFS	AIR	109650	17960	10026671-0001	10000	515010 - Health Service-City Match	101,933	101,586	(347)	112,085	111,358	(727)
NGFS	AIR	109650	17960	10026671-0001	10000	515710 - Dependent Coverage	248,614	247,763	(851)	273,707	271,928	(1,779)
NGFS	AIR	109650	17960	10026671-0001	10000	516010 - Dental Coverage	21,638	21,658	20	23,092	23,134	42
NGFS	AIR	109650	17960	10026671-0001	10000	519110 - Flexible Benefit Package	11,008	10,970	(38)	11,846	11,770	(76)
NGFS	AIR	109653	17960	10001629-0001	10000	515010 - Health Service-City Match	9,974	9,940	(34)	10,734	10,664	(70)
NGFS	AIR	109653	17960	10001629-0001	10000	515710 - Dependent Coverage	25,684	25,596	(88)	27,642	27,462	(180)
NGFS	AIR	109653	17960	10001629-0001	10000	516010 - Dental Coverage	2,208	2,210	2	2,304	2,308	4
NGFS	AIR	109653	17960	10026671-0001	10000	515010 - Health Service-City Match	231,970	231,182	(788)	249,645	248,027	(1,618)
NGFS	AIR	109653	17960	10026671-0001	10000	515710 - Dependent Coverage	537,559	535,714	(1,845)	578,530	574,771	(3,759)
NGFS	AIR	109653	17960	10026671-0001	10000	516010 - Dental Coverage	47,291	47,333	42	49,348	49,437	89
NGFS	AIR	109653	17960	10026671-0001	10000	519110 - Flexible Benefit Package	27,520	27,425	(95)	29,615	29,425	(190)
NGFS	AIR	109653	17960	10026671-0001	10000	581120 - GF-Con-Financial Systems	851,556	861,502	9,946	882,923	894,689	11,766
NGFS	AIR	109653	17960	10026671-0001	10000	581130 - GF-Con-Internal Audits	2,740,618	2,637,498	(103,120)	2,027,869	2,030,512	2,643
NGFS	AIR	109654	17960	10026671-0001	10000	515010 - Health Service-City Match	157,319	156,786	(533)	170,376	169,275	(1,101)
NGFS	AIR	109654	17960	10026671-0001	10000	515710 - Dependent Coverage	374,415	373,132	(1,283)	406,393	403,760	(2,633)
NGFS	AIR	109654	17960	10026671-0001	10000	516010 - Dental Coverage	33,001	33,029	28	34,718	34,787	69
NGFS	AIR	109654	17960	10026671-0001	10000	519110 - Flexible Benefit Package	59,321	59,116	(205)	65,153	64,735	(418)
NGFS	AIR	109654	17960	10026671-0001	10000	581920 - GF-HRc Surety Bond	177,810	177,803	(7)	178,851	178,834	(17)
NGFS	AIR	210734	17960	10026671-0001	10000	515010 - Health Service-City Match	13,941	13,894	(47)	15,003	14,906	(97)
NGFS	AIR	210734	17960	10026671-0001	10000	515710 - Dependent Coverage	41,666	41,524	(142)	44,841	44,551	(290)
NGFS	AIR	210734	17960	10026671-0001	10000	516010 - Dental Coverage	3,554	3,557	3	3,708	3,716	8
NGFS	AIR	210734	17960	10026671-0001	10000	519110 - Flexible Benefit Package	11,008	10,970	(38)	11,846	11,770	(76)
NGFS	AIR	210735	17960	10026671-0001	10000	515010 - Health Service-City Match	25,186	25,101	(85)	27,105	26,930	(175)
NGFS	AIR	210735	17960	10026671-0001	10000	515710 - Dependent Coverage	65,614	65,390	(224)	70,614	70,157	(457)
NGFS	AIR	210735	17960	10026671-0001	10000	516010 - Dental Coverage	5,684	5,689	5	5,931	5,943	12
NGFS	AIR	210735	17960	10026671-0001	10000	519110 - Flexible Benefit Package	11,008	10,970	(38)	11,846	11,770	(76)
NGFS	AIR	109651	17960	10026671-0001	10000	515010 - Health Service-City Match	24,912	24,828	(84)	26,810	26,637	(173)
NGFS	AIR	109651	17960	10026671-0001	10000	515710 - Dependent Coverage	60,953	60,744	(209)	65,598	65,173	(425)
NGFS	AIR	109651	17960	10026671-0001	10000	516010 - Dental Coverage	5,316	5,321	5	5,547	5,558	11
NGFS	AIR	109651	17960	10026671-0001	10000	519110 - Flexible Benefit Package	5,504	5,485	(19)	5,923	5,885	(38)
NGFS	AIR	109652	17960	10026671-0001	10000	501010 - Perm Salaries-Misc-Regular	2,981,752	2,988,505	6,753	3,089,776	3,096,771	6,995
NGFS	AIR	109652	17960	10026671-0001	10000	513010 - Retire City Misc	429,999	430,972	973	430,468	431,441	973
NGFS	AIR	109652	17960	10026671-0001	10000	514010 - Social Security (OASDI & HI)	174,947	175,125	178	183,901	184,086	185
NGFS	AIR	109652	17960	10026671-0001	10000	514020 - Social Sec-Medicare(HI Only)	43,351	43,449	98	44,918	45,019	101
NGFS	AIR	109652	17960	10026671-0001	10000	515010 - Health Service-City Match	96,645	96,317	(328)	104,009	103,334	(675)

**Technical Adjustments for May 1 Departments
FY 2024-25 and FY 2025-26**

GFS Type	Dept Grp	Dept ID	Fund	Project-Activity	Authority	Account - Title	FY 2024-25 May 1 Proposed	FY 2024-25 Updated	Variance FY 2024-25	FY 2025-26 May 1 Proposed	FY 2025-26 Updated	Variance FY 2025-26
NGFS	AIR	109652	17960	10026671-0001	10000	515020 - Retiree Health-Match-Prop B	21,771	21,820	49	22,561	22,613	52
NGFS	AIR	109652	17960	10026671-0001	10000	515030 - RetireeHlthCare-CityMatchPropC	8,117	8,136	19	8,410	8,429	19
NGFS	AIR	109652	17960	10026671-0001	10000	515710 - Dependent Coverage	238,375	237,559	(816)	256,544	254,878	(1,666)
NGFS	AIR	109652	17960	10026671-0001	10000	516010 - Dental Coverage	20,700	20,719	19	21,600	21,640	40
NGFS	AIR	109652	17960	10026671-0001	10000	519110 - Flexible Benefit Package	11,008	10,970	(38)	11,846	11,770	(76)
NGFS	AIR	109652	17960	10026671-0001	10000	519120 - Long Term Disability Insurance	10,316	10,344	28	10,689	10,718	29
NGFS	AIR	210853	17960	10026671-0001	10000	515010 - Health Service-City Match	65,398	65,171	(227)	79,677	79,160	(517)
NGFS	AIR	210853	17960	10026671-0001	10000	515710 - Dependent Coverage	173,644	173,052	(592)	212,202	210,825	(1,377)
NGFS	AIR	210853	17960	10026671-0001	10000	516010 - Dental Coverage	14,946	14,959	13	17,703	17,737	34
NGFS	AIR	210853	17960	10026671-0001	10000	519110 - Flexible Benefit Package	19,570	19,502	(68)	23,692	23,540	(152)
NGFS	AIR	109659	17960	10026671-0001	10000	515010 - Health Service-City Match	29,593	29,493	(100)	31,847	31,642	(205)
NGFS	AIR	109659	17960	10026671-0001	10000	515710 - Dependent Coverage	83,668	83,383	(285)	90,041	89,461	(580)
NGFS	AIR	109659	17960	10026671-0001	10000	516010 - Dental Coverage	7,264	7,270	6	7,579	7,596	17
NGFS	AIR	109659	17960	10026671-0001	10000	519110 - Flexible Benefit Package	33,024	32,910	(114)	35,538	35,310	(228)
NGFS	AIR	183645	17960	10026671-0001	10000	515010 - Health Service-City Match	54,870	54,685	(185)	59,051	58,672	(379)
NGFS	AIR	183645	17960	10026671-0001	10000	515710 - Dependent Coverage	111,228	110,847	(381)	119,703	118,929	(774)
NGFS	AIR	183645	17960	10026671-0001	10000	516010 - Dental Coverage	10,026	10,035	9	10,464	10,483	19
NGFS	AIR	183645	17960	10026671-0001	10000	519110 - Flexible Benefit Package	5,504	5,485	(19)	5,923	5,885	(38)
NGFS	AIR	109657	17960	10026671-0001	10000	515010 - Health Service-City Match	45,768	45,614	(154)	49,254	48,937	(317)
NGFS	AIR	109657	17960	10026671-0001	10000	515710 - Dependent Coverage	134,144	133,687	(457)	144,364	143,432	(932)
NGFS	AIR	109657	17960	10026671-0001	10000	516010 - Dental Coverage	11,522	11,532	10	12,022	12,049	27
NGFS	AIR	109657	17960	10026671-0001	10000	519110 - Flexible Benefit Package	44,032	43,880	(152)	47,384	47,080	(304)
NGFS	AIR	109661	17960	10026671-0001	10000	515010 - Health Service-City Match	21,860	21,787	(73)	25,023	24,863	(160)
NGFS	AIR	109661	17960	10026671-0001	10000	515710 - Dependent Coverage	45,262	45,108	(154)	51,366	51,035	(331)
NGFS	AIR	109661	17960	10026671-0001	10000	516010 - Dental Coverage	4,075	4,079	4	4,491	4,500	9
NGFS	AIR	109661	17960	10026671-0001	10000	519110 - Flexible Benefit Package	5,504	5,485	(19)	5,923	5,885	(38)
NGFS	AIR	228994	17960	10005719-0001	10000	495021 - ITI Fr 5A-Airport Funds	(20,465,216)	49,534,784	70,000,000	127,110,810	126,632,268	(478,542)
NGFS	AIR	228994	17960	10026671-0001	10000	499999 - Beg Fund Balance - Budget Only	385,472,049	315,401,448	(70,070,601)	-	-	-
NGFS	AIR	228994	19610	10005719-0001	10718	499999 - Beg Fund Balance - Budget Only	21,361,784	91,361,784	70,000,000	12,428,810	11,950,268	(478,542)
NGFS	AIR	228994	19610	10005719-0001	10718	595210 - ITO To 5A-Airport Funds	(20,465,216)	49,534,784	70,000,000	127,110,810	126,632,268	(478,542)
NGFS	CSS	229264	11300	10001654-0001	10000	515010 - Health Service-City Match	37,650	37,523	(127)	40,520	40,260	(260)
NGFS	CSS	229264	11300	10001654-0001	10000	515610 - Health Service-Retiree Subsidy	50,049	49,169	(880)	54,361	52,533	(1,828)
NGFS	CSS	229264	11300	10001654-0001	10000	515710 - Dependent Coverage	77,076	76,814	(262)	82,949	82,413	(536)
NGFS	CSS	229264	11300	10001654-0001	10000	516010 - Dental Coverage	6,927	6,934	7	7,231	7,244	13
NGFS	CSS	229264	11300	10001654-0001	10000	519110 - Flexible Benefit Package	2,752	2,743	(9)	2,962	2,943	(19)
NGFS	CSS	229264	11300	10001654-0002	10000	501010 - Perm Salaries-Misc-Regular	5,970,100	5,972,720	2,620	6,071,332	6,074,045	2,713
NGFS	CSS	229264	11300	10001654-0002	10000	513010 - Retire City Misc	878,738	879,116	378	863,756	864,131	375
NGFS	CSS	229264	11300	10001654-0002	10000	514020 - Social Sec-Medicare(HI Only)	87,701	87,738	37	89,175	89,212	37
NGFS	CSS	229264	11300	10001654-0002	10000	515010 - Health Service-City Match	308,558	307,526	(1,032)	326,591	324,507	(2,084)
NGFS	CSS	229264	11300	10001654-0002	10000	515020 - Retiree Health-Match-Prop B	44,062	44,082	20	44,810	44,830	20

**Technical Adjustments for May 1 Departments
FY 2024-25 and FY 2025-26**

GFS Type	Dept Grp	Dept ID	Fund	Project-Activity	Authority	Account - Title	FY 2024-25 May 1 Proposed	FY 2024-25 Updated	Variance FY 2024-25	FY 2025-26 May 1 Proposed	FY 2025-26 Updated	Variance FY 2025-26
NGFS	CSS	229264	11300	10001654-0002	10000	515030 - RetireeHlthCare-CityMatchProp	16,418	16,426	8	16,707	16,715	8
NGFS	CSS	229264	11300	10001654-0002	10000	515510 - Health Service-Admin Cost	18,593	15,831	(2,762)	19,189	16,377	(2,812)
NGFS	CSS	229264	11300	10001654-0002	10000	515610 - Health Service-Retiree Subsidy	409,296	402,094	(7,202)	444,556	429,607	(14,949)
NGFS	CSS	229264	11300	10001654-0002	10000	515710 - Dependent Coverage	508,232	506,488	(1,744)	525,306	521,928	(3,378)
NGFS	CSS	229264	11300	10001654-0002	10000	516010 - Dental Coverage	47,834	47,878	44	48,252	48,343	91
NGFS	CSS	229264	11300	10001654-0002	10000	519010 - Fringe Adjustments-Budget	6,864	6,226	(638)	-	(1,545)	(1,545)
NGFS	CSS	229264	11300	10001654-0002	10000	519110 - Flexible Benefit Package	24,768	24,683	(85)	26,654	26,483	(171)
NGFS	CSS	229264	11300	10001654-0002	10000	519120 - Long Term Disability Insurance	21,065	21,074	9	21,351	21,360	9
NGFS	CSS	229264	11300	10001654-0002	10000	535000 - Other Current Expenses - Bdgt	-	15,277	15,277	(3,044)	-	3,044
NGFS	CSS	229264	11300	10001654-0002	10000	535000 - Other Current Expenses - Bdgt	100,000	94,720	(5,280)	100,000	123,466	23,466
NGFS	CSS	229264	11300	10001654-0002	10000	581015 - Human Resources Modernizatio	6,342	3,588	(2,754)	6,499	3,648	(2,851)
NGFS	CSS	229264	11300	10001654-0002	10000	581120 - GF-Con-Financial Systems	9,757	10,090	333	10,115	10,486	371
NGFS	CSS	229264	11300	10001654-0002	10000	581130 - GF-Con-Internal Audits	25,580	26,218	638	24,744	26,289	1,545
NGFS	CSS	229264	11300	10001654-0002	10000	581470 - GF-HR-EMPLOYMENTSERVIC	17,630	18,580	950	18,276	20,635	2,359
NGFS	CSS	229264	11300	10001654-0003	10000	501010 - Perm Salaries-Misc-Regular	350,854	353,621	2,767	363,024	365,889	2,865
NGFS	CSS	229264	11300	10001654-0003	10000	513010 - Retire City Misc	51,580	51,984	404	51,585	51,989	404
NGFS	CSS	229264	11300	10001654-0003	10000	514010 - Social Security (OASDI & HI)	21,753	21,925	172	22,508	22,686	178
NGFS	CSS	229264	11300	10001654-0003	10000	514020 - Social Sec-Medicare(HI Only)	5,087	5,127	40	5,263	5,305	42
NGFS	CSS	229264	11300	10001654-0003	10000	515010 - Health Service-City Match	12,467	12,425	(42)	13,417	13,330	(87)
NGFS	CSS	229264	11300	10001654-0003	10000	515020 - Retiree Health-Match-Prop B	2,556	2,576	20	2,645	2,665	20
NGFS	CSS	229264	11300	10001654-0003	10000	515030 - RetireeHlthCare-CityMatchProp	953	961	8	987	994	7
NGFS	CSS	229264	11300	10001654-0003	10000	515610 - Health Service-Retiree Subsidy	7,386	7,256	(130)	8,022	7,752	(270)
NGFS	CSS	229264	11300	10001654-0003	10000	515710 - Dependent Coverage	32,105	31,995	(110)	34,552	34,328	(224)
NGFS	CSS	229264	11300	10001654-0003	10000	516010 - Dental Coverage	2,760	2,762	2	2,880	2,885	5
NGFS	CSS	229264	11300	10001654-0003	10000	519120 - Long Term Disability Insurance	1,439	1,450	11	1,488	1,501	13
NGFS	CSS	229264	11300	10001654-0003	10000	581210 - DT Technology Infrastructure	168,812	168,336	(476)	187,031	180,893	(6,138)
NGFS	CSS	229264	11300	10001654-0004	10000	515010 - Health Service-City Match	17,598	17,539	(59)	18,940	18,819	(121)
NGFS	CSS	229264	11300	10001654-0004	10000	515710 - Dependent Coverage	28,681	28,583	(98)	30,866	30,667	(199)
NGFS	CSS	229264	11300	10001654-0004	10000	516010 - Dental Coverage	2,707	2,710	3	2,826	2,831	5
NGFS	CSS	229264	11300	10001771-0002	10000	515010 - Health Service-City Match	6,258	6,237	(21)	6,735	6,692	(43)
NGFS	CSS	229264	11300	10001771-0002	10000	515710 - Dependent Coverage	11,106	11,068	(38)	11,952	11,875	(77)
NGFS	CSS	229264	11300	10001771-0002	10000	516010 - Dental Coverage	1,026	1,027	1	1,071	1,073	2
NGFS	DBI	109735	10190	10039761-0001	22440	501010 - Perm Salaries-Misc-Regular	1,377,991	1,394,395	16,404	1,459,538	1,493,764	34,226
NGFS	DBI	109735	10190	10039761-0001	22440	513010 - Retire City Misc	196,564	198,928	2,364	201,604	206,366	4,762
NGFS	DBI	109735	10190	10039761-0001	22440	514010 - Social Security (OASDI & HI)	88,753	89,439	686	94,543	96,339	1,796
NGFS	DBI	109735	10190	10039761-0001	22440	514020 - Social Sec-Medicare(HI Only)	21,155	21,394	239	22,336	22,836	500
NGFS	DBI	109735	10190	10039761-0001	22440	515010 - Health Service-City Match	22,798	22,723	(75)	24,493	24,336	(157)
NGFS	DBI	109735	10190	10039761-0001	22440	515020 - Retiree Health-Match-Prop B	10,627	10,744	117	11,222	11,471	249
NGFS	DBI	109735	10190	10039761-0001	22440	515030 - RetireeHlthCare-CityMatchProp	3,963	4,004	41	4,181	4,273	92
NGFS	DBI	109735	10190	10039761-0001	22440	515710 - Dependent Coverage	144,481	143,992	(489)	155,327	154,328	(999)

**Technical Adjustments for May 1 Departments
FY 2024-25 and FY 2025-26**

GFS Type	Dept Grp	Dept ID	Fund	Project-Activity	Authority	Account - Title	FY 2024-25 May 1 Proposed	FY 2024-25 Updated	Variance FY 2024-25	FY 2025-26 May 1 Proposed	FY 2025-26 Updated	Variance FY 2025-26
NGFS	DBI	109735	10190	10039761-0001	22440	516010 - Dental Coverage	10,551	10,558	7	11,003	11,018	15
NGFS	DBI	109735	10190	10039761-0001	22440	519120 - Long Term Disability Insurance	5,648	5,718	70	5,981	6,125	144
NGFS	DBI	109737	10190	10039761-0001	22440	515010 - Health Service-City Match	55,607	55,419	(188)	59,965	59,569	(396)
NGFS	DBI	109737	10190	10039761-0001	22440	515710 - Dependent Coverage	330,101	328,994	(1,107)	355,777	353,465	(2,312)
NGFS	DBI	109737	10190	10039761-0001	22440	516010 - Dental Coverage	23,051	23,068	17	24,078	24,134	56
NGFS	DBI	207948	10190	10001656-0001	10000	581083 - ADM-Real Estate 49 SVN Rent	3,154,199	3,151,569	(2,630)	3,527,909	3,524,598	(3,311)
NGFS	DBI	207948	10190	10001656-0001	10000	581130 - GF-Con-Internal Audits	50,714	50,760	46	52,937	53,106	169
NGFS	DBI	207948	10190	10001656-0001	10000	581210 - DT Technology Infrastructure	-	(1)	(1)	-	-	-
NGFS	DBI	207948	10190	10039761-0001	22440	515010 - Health Service-City Match	3,144	3,134	(10)	3,383	3,362	(21)
NGFS	DBI	207948	10190	10039761-0001	22440	515710 - Dependent Coverage	9,157	9,126	(31)	9,854	9,790	(64)
NGFS	DBI	207948	10190	10039761-0001	22440	516010 - Dental Coverage	805	805	-	840	842	2
NGFS	DBI	207948	10190	10039761-0001	22440	519110 - Flexible Benefit Package	5,504	5,485	(19)	5,923	5,885	(38)
NGFS	DBI	207948	10190	10039761-0001	22440	581210 - DT Technology Infrastructure	404,320	403,235	(1,085)	449,321	435,004	(14,317)
NGFS	DBI	207948	10190	10039761-0001	22440	581470 - GF-HR-EMPLOYMENTSERVIC	22,729	23,954	1,225	22,729	25,663	2,934
NGFS	DBI	210825	10190	10039761-0001	22440	515010 - Health Service-City Match	201,298	200,622	(676)	216,472	215,090	(1,382)
NGFS	DBI	210825	10190	10039761-0001	22440	515710 - Dependent Coverage	329,111	327,981	(1,130)	353,512	351,236	(2,276)
NGFS	DBI	210825	10190	10039761-0001	22440	516010 - Dental Coverage	31,081	31,111	30	32,393	32,453	60
NGFS	DBI	210825	10190	10039761-0001	22440	519110 - Flexible Benefit Package	5,504	5,485	(19)	5,923	5,885	(38)
NGFS	DBI	229322	10190	10039761-0001	22440	501010 - Perm Salaries-Misc-Regular	3,356,922	3,395,686	38,764	3,501,480	3,582,358	80,878
NGFS	DBI	229322	10190	10039761-0001	22440	513010 - Retire City Misc	480,615	486,203	5,588	484,295	495,549	11,254
NGFS	DBI	229322	10190	10039761-0001	22440	514010 - Social Security (OASDI & HI)	227,182	229,044	1,862	237,263	241,875	4,612
NGFS	DBI	229322	10190	10039761-0001	22440	514020 - Social Sec-Medicare(HI Only)	53,620	54,185	565	55,710	56,892	1,182
NGFS	DBI	229322	10190	10039761-0001	22440	515010 - Health Service-City Match	51,181	51,024	(157)	55,259	54,898	(361)
NGFS	DBI	229322	10190	10039761-0001	22440	515020 - Retiree Health-Match-Prop B	26,935	27,210	275	27,985	28,574	589
NGFS	DBI	229322	10190	10039761-0001	22440	515030 - RetireeHlthCare-CityMatchPropC	10,046	10,143	97	10,430	10,648	218
NGFS	DBI	229322	10190	10039761-0001	22440	515710 - Dependent Coverage	365,307	364,072	(1,235)	393,824	391,273	(2,551)
NGFS	DBI	229322	10190	10039761-0001	22440	516010 - Dental Coverage	26,712	26,730	18	27,916	27,977	61
NGFS	DBI	229322	10190	10039761-0001	22440	519120 - Long Term Disability Insurance	13,758	13,926	168	14,348	14,690	342
NGFS	DBI	229323	10190	10039761-0001	22440	501010 - Perm Salaries-Misc-Regular	4,692,978	4,747,984	55,006	4,937,700	5,052,466	114,766
NGFS	DBI	229323	10190	10039761-0001	22440	513010 - Retire City Misc	669,858	677,787	7,929	681,799	697,768	15,969
NGFS	DBI	229323	10190	10039761-0001	22440	514010 - Social Security (OASDI & HI)	303,431	306,077	2,646	320,259	326,687	6,428
NGFS	DBI	229323	10190	10039761-0001	22440	514020 - Social Sec-Medicare(HI Only)	71,808	72,610	802	75,349	77,026	1,677
NGFS	DBI	229323	10190	10039761-0001	22440	515010 - Health Service-City Match	80,176	79,914	(262)	86,287	85,735	(552)
NGFS	DBI	229323	10190	10039761-0001	22440	515020 - Retiree Health-Match-Prop B	36,071	36,461	390	37,848	38,684	836
NGFS	DBI	229323	10190	10039761-0001	22440	515030 - RetireeHlthCare-CityMatchPropC	13,453	13,591	138	14,106	14,416	310
NGFS	DBI	229323	10190	10039761-0001	22440	515710 - Dependent Coverage	501,746	500,049	(1,697)	539,989	536,515	(3,474)
NGFS	DBI	229323	10190	10039761-0001	22440	516010 - Dental Coverage	36,713	36,740	27	38,331	38,384	53
NGFS	DBI	229323	10190	10039761-0001	22440	519120 - Long Term Disability Insurance	19,235	19,473	238	20,233	20,718	485
NGFS	DBI	229331	10190	10039761-0001	22440	501010 - Perm Salaries-Misc-Regular	3,802,232	3,845,880	43,648	3,981,432	4,072,500	91,068
NGFS	DBI	229331	10190	10039761-0001	22440	513010 - Retire City Misc	544,215	550,507	6,292	550,902	563,574	12,672

**Technical Adjustments for May 1 Departments
FY 2024-25 and FY 2025-26**

GFS Type	Dept Grp	Dept ID	Fund	Project-Activity	Authority	Account - Title	FY 2024-25 May 1 Proposed	FY 2024-25 Updated	Variance FY 2024-25	FY 2025-26 May 1 Proposed	FY 2025-26 Updated	Variance FY 2025-26
NGFS	DBI	229331	10190	10039761-0001	22440	514010 - Social Security (OASDI & HI)	240,464	242,522	2,058	252,892	258,096	5,204
NGFS	DBI	229331	10190	10039761-0001	22440	514020 - Social Sec-Medicare(HI Only)	56,773	57,409	636	59,366	60,697	1,331
NGFS	DBI	229331	10190	10039761-0001	22440	515010 - Health Service-City Match	116,385	115,988	(397)	125,295	124,477	(818)
NGFS	DBI	229331	10190	10039761-0001	22440	515020 - Retiree Health-Match-Prop B	28,520	28,830	310	29,820	30,483	663
NGFS	DBI	229331	10190	10039761-0001	22440	515030 - RetireeHlthCare-CityMatchPropC	10,637	10,746	109	11,114	11,359	245
NGFS	DBI	229331	10190	10039761-0001	22440	515710 - Dependent Coverage	274,710	273,763	(947)	295,819	293,889	(1,930)
NGFS	DBI	229331	10190	10039761-0001	22440	516010 - Dental Coverage	24,051	24,072	21	25,109	25,151	42
NGFS	DBI	229331	10190	10039761-0001	22440	519010 - Fringe Adjustments-Budget	-	(160)	(160)	-	(582)	(582)
NGFS	DBI	229331	10190	10039761-0001	22440	519120 - Long Term Disability Insurance	15,584	15,773	189	16,315	16,700	385
NGFS	DBI	229314	10190	10001655-0001	10000	515610 - Health Service-Retiree Subsidy	2,209,192	2,170,324	(38,868)	2,399,510	2,318,827	(80,683)
NGFS	DBI	229314	10190	10039761-0001	22440	515010 - Health Service-City Match	60,415	60,210	(205)	64,977	64,559	(418)
NGFS	DBI	229314	10190	10039761-0001	22440	515710 - Dependent Coverage	119,447	119,036	(411)	128,382	127,551	(831)
NGFS	DBI	229314	10190	10039761-0001	22440	516010 - Dental Coverage	10,837	10,847	10	11,298	11,319	21
NGFS	DBI	229314	10190	10039761-0001	22440	519110 - Flexible Benefit Package	5,504	5,485	(19)	5,923	5,885	(38)
NGFS	DBI	229315	10190	10039761-0001	22440	515010 - Health Service-City Match	90,940	90,634	(306)	97,787	97,162	(625)
NGFS	DBI	229315	10190	10039761-0001	22440	515710 - Dependent Coverage	151,791	151,269	(522)	163,019	161,969	(1,050)
NGFS	DBI	229315	10190	10039761-0001	22440	516010 - Dental Coverage	14,280	14,293	13	14,881	14,909	28
NGFS	DBI	229315	10190	10039761-0001	22440	519110 - Flexible Benefit Package	5,504	5,485	(19)	5,923	5,885	(38)
NGFS	DBI	229316	10190	10039761-0001	22440	515010 - Health Service-City Match	29,409	29,309	(100)	31,607	31,406	(201)
NGFS	DBI	229316	10190	10039761-0001	22440	515710 - Dependent Coverage	59,599	59,398	(201)	63,975	63,561	(414)
NGFS	DBI	229316	10190	10039761-0001	22440	516010 - Dental Coverage	5,414	5,418	4	5,636	5,647	11
NGFS	DBI	229316	10190	10039761-0001	22440	519110 - Flexible Benefit Package	5,504	5,485	(19)	5,923	5,885	(38)
NGFS	DBI	229320	10190	10001655-0001	10000	515510 - Health Service-Admin Cost	88,625	75,460	(13,165)	91,467	78,065	(13,402)
NGFS	DBI	229320	10190	10001655-0001	10000	581015 - Human Resources Modernizatio	26,630	15,066	(11,564)	27,291	15,320	(11,971)
NGFS	DBI	229320	10190	10001655-0001	10000	581130 - GF-Con-Internal Audits	86,460	86,539	79	90,250	90,537	287
NGFS	DBI	229320	10190	10001655-0001	10000	581470 - GF-HR-EMPLOYMENTSERVIC	(74,670)	(78,694)	(4,024)	(74,670)	(84,310)	(9,640)
NGFS	DBI	229320	10190	10022553-0001	16667	495002 - ITI Fr 2S/BIF-Bldg Inspectn Fd	19,235,673	19,920,354	684,681	10,133,388	11,472,496	1,339,108
NGFS	DBI	229320	10190	10039761-0001	22440	430150 - Interest Earned - Pooled Cash	-	(557,656)	(557,656)	-	-	-
NGFS	DBI	229320	10190	10039761-0001	22440	430150 - Interest Earned - Pooled Cash	1,922,127	1,922,127	-	1,922,127	873,262	(1,048,865)
NGFS	DBI	229320	10190	10039761-0001	22440	515010 - Health Service-City Match	3,497	3,485	(12)	3,763	3,739	(24)
NGFS	DBI	229320	10190	10039761-0001	22440	515710 - Dependent Coverage	10,548	10,512	(36)	11,351	11,278	(73)
NGFS	DBI	229320	10190	10039761-0001	22440	516010 - Dental Coverage	916	917	1	956	958	2
NGFS	DBI	229320	10190	10039761-0001	22440	519110 - Flexible Benefit Package	5,504	5,485	(19)	5,923	5,885	(38)
NGFS	DBI	229320	10190	10039761-0001	22440	581120 - GF-Con-Financial Systems	63,419	65,558	2,139	65,746	68,131	2,385
NGFS	DBI	229320	10190	10039761-0001	22440	581210 - DT Technology Infrastructure	272,826	272,094	(732)	303,192	293,531	(9,661)
NGFS	DBI	229320	10190	10039761-0001	22440	581470 - GF-HR-EMPLOYMENTSERVIC	93,641	98,688	5,047	93,641	105,730	12,089
NGFS	DBI	229320	10190	10039761-0001	22440	581660 - GF-Chf-Youth Works	37,800	-	(37,800)	37,800	-	(37,800)
NGFS	DBI	229320	10230	10022553-0001	16667	499998 - Prior Year Designated Reserve	9,585,673	10,270,354	684,681	9,483,388	10,822,496	1,339,108
NGFS	DBI	229320	10230	10022553-0001	16667	595020 - ITO To 2S/BIF-Bldg Inspectn Fd	19,235,673	19,920,354	684,681	10,133,388	11,472,496	1,339,108
NGFS	DBI	229321	10190	10039761-0001	22440	515010 - Health Service-City Match	9,598	9,566	(32)	10,287	10,221	(66)

**Technical Adjustments for May 1 Departments
FY 2024-25 and FY 2025-26**

GFS Type	Dept Grp	Dept ID	Fund	Project-Activity	Authority	Account - Title	FY 2024-25 May 1 Proposed	FY 2024-25 Updated	Variance FY 2024-25	FY 2025-26 May 1 Proposed	FY 2025-26 Updated	Variance FY 2025-26
NGFS	DBI	229321	10190	10039761-0001	22440	515710 - Dependent Coverage	21,036	20,964	(72)	22,471	22,327	(144)
NGFS	DBI	229321	10190	10039761-0001	22440	516010 - Dental Coverage	1,893	1,894	1	1,963	1,966	3
NGFS	DBI	229321	10190	10039761-0001	22440	519110 - Flexible Benefit Package	5,504	5,485	(19)	5,923	5,885	(38)
NGFS	DBI	229330	10190	10039761-0001	22440	515010 - Health Service-City Match	46,497	46,340	(157)	50,082	49,759	(323)
NGFS	DBI	229330	10190	10039761-0001	22440	515710 - Dependent Coverage	121,197	120,784	(413)	130,598	129,754	(844)
NGFS	DBI	229330	10190	10039761-0001	22440	516010 - Dental Coverage	10,596	10,606	10	11,068	11,092	24
NGFS	DBI	229330	10190	10039761-0001	22440	519110 - Flexible Benefit Package	33,024	32,910	(114)	35,538	35,310	(228)
NGFS	DBI	229346	10190	10039761-0001	22440	501010 - Perm Salaries-Misc-Regular	3,445,487	3,451,185	5,698	3,607,368	3,613,268	5,900
NGFS	DBI	229346	10190	10039761-0001	22440	513010 - Retire City Misc	493,890	494,715	825	499,921	500,745	824
NGFS	DBI	229346	10190	10039761-0001	22440	514010 - Social Security (OASDI & HI)	200,247	200,600	353	213,831	214,198	367
NGFS	DBI	229346	10190	10039761-0001	22440	514020 - Social Sec-Medicare(HI Only)	50,348	50,431	83	52,688	52,774	86
NGFS	DBI	229346	10190	10039761-0001	22440	515010 - Health Service-City Match	98,554	98,217	(337)	106,105	105,412	(693)
NGFS	DBI	229346	10190	10039761-0001	22440	515020 - Retiree Health-Match-Prop B	25,285	25,326	41	26,471	26,514	43
NGFS	DBI	229346	10190	10039761-0001	22440	515030 - RetireeHlthCare-CityMatchPropC	9,431	9,446	15	9,871	9,886	15
NGFS	DBI	229346	10190	10039761-0001	22440	515710 - Dependent Coverage	231,688	230,889	(799)	249,517	247,889	(1,628)
NGFS	DBI	229346	10190	10039761-0001	22440	516010 - Dental Coverage	20,302	20,320	18	21,197	21,232	35
NGFS	DBI	229346	10190	10039761-0001	22440	519120 - Long Term Disability Insurance	14,126	14,149	23	14,792	14,817	25
NGFS	DBI	229346	10190	10039761-0001	22440	527000 - Prof & Specialized Svcs-Bdgt	1,022,000	1,035,165	13,165	1,022,000	1,035,402	13,402
NGFS	DBI	207676	10190	10039761-0001	22440	501010 - Perm Salaries-Misc-Regular	1,413,330	1,418,214	4,884	1,479,398	1,489,588	10,190
NGFS	DBI	207676	10190	10039761-0001	22440	513010 - Retire City Misc	203,888	204,592	704	206,338	207,756	1,418
NGFS	DBI	207676	10190	10039761-0001	22440	514010 - Social Security (OASDI & HI)	84,153	84,349	196	89,649	90,241	592
NGFS	DBI	207676	10190	10039761-0001	22440	514020 - Social Sec-Medicare(HI Only)	21,331	21,402	71	22,287	22,436	149
NGFS	DBI	207676	10190	10039761-0001	22440	515010 - Health Service-City Match	47,175	47,016	(159)	50,770	50,444	(326)
NGFS	DBI	207676	10190	10039761-0001	22440	515020 - Retiree Health-Match-Prop B	10,714	10,749	35	11,196	11,270	74
NGFS	DBI	207676	10190	10039761-0001	22440	515030 - RetireeHlthCare-CityMatchPropC	3,995	4,007	12	4,176	4,203	27
NGFS	DBI	207676	10190	10039761-0001	22440	515710 - Dependent Coverage	120,821	120,408	(413)	130,028	129,188	(840)
NGFS	DBI	207676	10190	10039761-0001	22440	516010 - Dental Coverage	10,221	10,230	9	10,669	10,687	18
NGFS	DBI	207676	10190	10039761-0001	22440	519120 - Long Term Disability Insurance	5,793	5,814	21	6,063	6,106	43
NGFS	DBI	207949	10190	10001658-0001	10000	581130 - GF-Con-Internal Audits	37,743	37,778	35	39,398	39,523	125
NGFS	DBI	207949	10190	10039761-0001	22440	515010 - Health Service-City Match	15,436	15,385	(51)	18,152	18,036	(116)
NGFS	DBI	207949	10190	10039761-0001	22440	515710 - Dependent Coverage	37,012	36,885	(127)	42,654	42,379	(275)
NGFS	DBI	207949	10190	10039761-0001	22440	516010 - Dental Coverage	3,289	3,293	4	3,683	3,691	8
NGFS	DBI	207949	10190	10039761-0001	22440	519110 - Flexible Benefit Package	11,008	10,970	(38)	11,846	11,770	(76)
NGFS	DBI	207949	10190	10039761-0001	22440	581210 - DT Technology Infrastructure	152,481	152,072	(409)	169,452	164,053	(5,399)
NGFS	DBI	207949	10190	10039761-0001	22440	581470 - GF-HR-EMPLOYMENTSERVIC	15,164	15,981	817	15,164	17,121	1,957
NGFS	DBI	229332	10190	10039761-0001	22440	515010 - Health Service-City Match	229,629	228,859	(770)	248,333	246,749	(1,584)
NGFS	DBI	229332	10190	10039761-0001	22440	515710 - Dependent Coverage	375,990	374,701	(1,289)	406,119	403,505	(2,614)
NGFS	DBI	229332	10190	10039761-0001	22440	516010 - Dental Coverage	35,489	35,523	34	37,194	37,262	68
NGFS	DBI	229332	10190	10039761-0001	22440	519110 - Flexible Benefit Package	5,504	5,485	(19)	5,923	5,885	(38)
NGFS	DBI	229333	10190	10039761-0001	22440	501010 - Perm Salaries-Misc-Regular	8,037,761	8,063,933	26,172	8,411,578	8,466,184	54,606

**Technical Adjustments for May 1 Departments
FY 2024-25 and FY 2025-26**

GFS Type	Dept Grp	Dept ID	Fund	Project-Activity	Authority	Account - Title	FY 2024-25 May 1 Proposed	FY 2024-25 Updated	Variance FY 2024-25	FY 2025-26 May 1 Proposed	FY 2025-26 Updated	Variance FY 2025-26
NGFS	DBI	229333	10190	10039761-0001	22440	513010 - Retire City Misc	1,149,899	1,153,671	3,772	1,163,218	1,170,816	7,598
NGFS	DBI	229333	10190	10039761-0001	22440	514010 - Social Security (OASDI & HI)	475,691	476,769	1,078	509,927	512,907	2,980
NGFS	DBI	229333	10190	10039761-0001	22440	514020 - Social Sec-Medicare(HI Only)	122,041	122,422	381	127,459	128,257	798
NGFS	DBI	229333	10190	10039761-0001	22440	515010 - Health Service-City Match	184,299	183,675	(624)	198,553	197,261	(1,292)
NGFS	DBI	229333	10190	10039761-0001	22440	515020 - Retiree Health-Match-Prop B	61,293	61,480	187	64,019	64,416	397
NGFS	DBI	229333	10190	10039761-0001	22440	515030 - RetireeHlthCare-CityMatchPropC	22,867	22,932	65	23,873	24,019	146
NGFS	DBI	229333	10190	10039761-0001	22440	515710 - Dependent Coverage	576,615	574,644	(1,971)	621,403	617,370	(4,033)
NGFS	DBI	229333	10190	10039761-0001	22440	516010 - Dental Coverage	47,203	47,242	39	49,327	49,405	78
NGFS	DBI	229333	10190	10039761-0001	22440	519120 - Long Term Disability Insurance	32,951	33,063	112	34,480	34,710	230
NGFS	ENV	229994	12200	10026725-0001	10000	501010 - Perm Salaries-Misc-Regular	1,626,931	1,629,219	2,288	1,646,400	1,648,768	2,368
NGFS	ENV	229994	12200	10026725-0001	10000	513010 - Retire City Misc	237,180	237,481	301	231,863	232,165	302
NGFS	ENV	229994	12200	10026725-0001	10000	514010 - Social Security (OASDI & HI)	135,765	135,908	143	134,296	134,444	148
NGFS	ENV	229994	12200	10026725-0001	10000	514020 - Social Sec-Medicare(HI Only)	32,478	32,511	33	32,041	32,075	34
NGFS	ENV	229994	12200	10026725-0001	10000	515010 - Health Service-City Match	70,115	69,876	(239)	72,712	72,249	(463)
NGFS	ENV	229994	12200	10026725-0001	10000	515020 - Retiree Health-Match-Prop B	16,298	16,314	16	16,083	16,100	17
NGFS	ENV	229994	12200	10026725-0001	10000	515030 - RetireeHlthCare-CityMatchPropC	6,078	6,084	6	5,994	5,999	5
NGFS	ENV	229994	12200	10026725-0001	10000	515510 - Health Service-Admin Cost	12,551	10,686	(1,865)	12,953	11,055	(1,898)
NGFS	ENV	229994	12200	10026725-0001	10000	515610 - Health Service-Retiree Subsidy	303,912	298,565	(5,347)	330,093	318,994	(11,099)
NGFS	ENV	229994	12200	10026725-0001	10000	515710 - Dependent Coverage	141,083	140,609	(474)	146,052	145,106	(946)
NGFS	ENV	229994	12200	10026725-0001	10000	516010 - Dental Coverage	12,789	12,800	11	12,854	12,877	23
NGFS	ENV	229994	12200	10026725-0001	10000	519010 - Fringe Adjustments-Budget	-	(7)	(7)	-	(12)	(12)
NGFS	ENV	229994	12200	10026725-0001	10000	519110 - Flexible Benefit Package	7,266	7,242	(24)	7,818	7,767	(51)
NGFS	ENV	229994	12200	10026725-0001	10000	519120 - Long Term Disability Insurance	5,520	5,529	9	5,560	5,569	9
NGFS	ENV	229994	12200	10026725-0001	10000	549210 - Data Processing Supplies	-	7,243	7,243	-	19,539	19,539
NGFS	ENV	229994	12200	10026725-0001	10000	581015 - Human Resources Modernizatio	9,164	5,185	(3,979)	9,392	5,272	(4,120)
NGFS	ENV	229994	12200	10026725-0001	10000	581130 - GF-Con-Internal Audits	24,327	26,172	1,845	21,020	20,013	(1,007)
NGFS	ENV	229994	12200	10026725-0001	10000	581210 - DT Technology Infrastructure	99,874	99,594	(280)	110,581	106,960	(3,621)
NGFS	ENV	229994	12200	10026725-0001	10000	581470 - GF-HR-EMPLOYMENTSERVIC	6,262	6,600	338	6,262	7,071	809
NGFS	ENV	229994	12200	10026725-0017	10000	515010 - Health Service-City Match	948	944	(4)	1,020	1,013	(7)
NGFS	ENV	229994	12200	10026725-0017	10000	515710 - Dependent Coverage	2,440	2,432	(8)	2,626	2,609	(17)
NGFS	ENV	229994	12200	10026726-0001	10000	515010 - Health Service-City Match	499	497	(2)	537	533	(4)
NGFS	ENV	229994	12200	10026726-0001	10000	515710 - Dependent Coverage	1,284	1,280	(4)	1,382	1,373	(9)
NGFS	ENV	229994	12210	10022482-0001	16633	515010 - Health Service-City Match	985	982	(3)	1,060	1,053	(7)
NGFS	ENV	229994	12210	10022482-0001	16633	515710 - Dependent Coverage	2,536	2,528	(8)	2,730	2,712	(18)
NGFS	ENV	229994	12210	10022482-0001	16633	516010 - Dental Coverage	218	218	-	227	228	1
NGFS	ENV	229994	12210	10022482-0001	16633	538010 - Community Based Org Svcs	-	11	11	-	24	24
NGFS	ENV	229994	12210	10023193-0001	17038	515010 - Health Service-City Match	2,692	2,684	(8)	2,898	2,879	(19)
NGFS	ENV	229994	12210	10023193-0001	17038	515710 - Dependent Coverage	6,935	6,911	(24)	7,463	7,415	(48)
NGFS	ENV	229994	12210	10023193-0001	17038	516010 - Dental Coverage	596	596	-	622	623	1
NGFS	ENV	229994	12210	10023193-0001	17038	520190 - Department Overhead	-	32	32	-	66	66

**Technical Adjustments for May 1 Departments
FY 2024-25 and FY 2025-26**

GFS Type	Dept Grp	Dept ID	Fund	Project-Activity	Authority	Account - Title	FY 2024-25 May 1 Proposed	FY 2024-25 Updated	Variance FY 2024-25	FY 2025-26 May 1 Proposed	FY 2025-26 Updated	Variance FY 2025-26
NGFS	ENV	229994	12210	10035718-0001	22131	515010 - Health Service-City Match	15,405	15,353	(52)	16,663	16,556	(107)
NGFS	ENV	229994	12210	10035718-0001	22131	515710 - Dependent Coverage	34,554	34,437	(117)	37,520	37,277	(243)
NGFS	ENV	229994	12210	10035718-0001	22131	516010 - Dental Coverage	3,043	3,046	3	3,202	3,208	6
NGFS	ENV	229994	12210	10035718-0001	22131	527990 - Other Professional Services	-	16,166	16,166	-	16,344	16,344
NGFS	ENV	229994	12210	10035718-0001	22131	581069 - Sr-DPW-Street Use & Mapping	201,407	185,407	(16,000)	201,407	185,407	(16,000)
NGFS	ENV	229994	12210	10041135-0001	22723	515010 - Health Service-City Match	34,855	34,738	(117)	37,521	37,281	(240)
NGFS	ENV	229994	12210	10041135-0001	22723	515710 - Dependent Coverage	86,804	86,513	(291)	93,438	92,837	(601)
NGFS	ENV	229994	12210	10041135-0001	22723	516010 - Dental Coverage	7,512	7,520	8	7,841	7,855	14
NGFS	ENV	229994	12210	10041135-0001	22723	519110 - Flexible Benefit Package	1,651	1,646	(5)	1,777	1,766	(11)
NGFS	ENV	229994	12210	10041135-0001	22723	520190 - Department Overhead	-	405	405	(59,424)	(58,586)	838
NGFS	ENV	229994	12210	10041136-0001	22724	501010 - Perm Salaries-Misc-Regular	34,548	39,661	5,113	35,772	41,067	5,295
NGFS	ENV	229994	12210	10041136-0001	22724	513010 - Retire City Misc	5,125	5,711	586	5,131	5,713	582
NGFS	ENV	229994	12210	10041136-0001	22724	514010 - Social Security (OASDI & HI)	6,628	6,945	317	6,868	7,196	328
NGFS	ENV	229994	12210	10041136-0001	22724	514020 - Social Sec-Medicare(HI Only)	1,550	1,624	74	1,606	1,683	77
NGFS	ENV	229994	12210	10041136-0001	22724	515010 - Health Service-City Match	1,347	1,341	(6)	1,449	1,440	(9)
NGFS	ENV	229994	12210	10041136-0001	22724	515020 - Retiree Health-Match-Prop B	778	816	38	807	845	38
NGFS	ENV	229994	12210	10041136-0001	22724	515030 - RetireeHlthCare-CityMatchPropC	291	305	14	301	315	14
NGFS	ENV	229994	12210	10041136-0001	22724	515710 - Dependent Coverage	3,467	3,456	(11)	3,731	3,708	(23)
NGFS	ENV	229994	12210	10041136-0001	22724	519120 - Long Term Disability Insurance	142	163	21	147	168	21
NGFS	ENV	229994	12210	10041136-0001	22724	527990 - Other Professional Services	-	(6,150)	(6,150)	-	(6,323)	(6,323)
NGFS	ENV	229994	12210	10041136-0002	22724	515010 - Health Service-City Match	(196)	(195)	1	-	-	-
NGFS	ENV	229994	12210	10041136-0002	22724	515710 - Dependent Coverage	(773)	(770)	3	-	-	-
NGFS	ENV	229994	12230	10039613-0001	10001	501010 - Perm Salaries-Misc-Regular	810,022	819,220	9,198	851,490	861,014	9,524
NGFS	ENV	229994	12230	10039613-0001	10001	513010 - Retire City Misc	118,848	119,903	1,055	120,786	121,831	1,045
NGFS	ENV	229994	12230	10039613-0001	10001	514010 - Social Security (OASDI & HI)	52,465	53,035	570	55,117	55,708	591
NGFS	ENV	229994	12230	10039613-0001	10001	514020 - Social Sec-Medicare(HI Only)	12,271	12,405	134	12,892	13,030	138
NGFS	ENV	229994	12230	10039613-0001	10001	515010 - Health Service-City Match	29,981	29,879	(102)	32,687	32,477	(210)
NGFS	ENV	229994	12230	10039613-0001	10001	515020 - Retiree Health-Match-Prop B	6,163	6,230	67	6,475	6,544	69
NGFS	ENV	229994	12230	10039613-0001	10001	515030 - RetireeHlthCare-CityMatchPropC	2,298	2,323	25	2,414	2,440	26
NGFS	ENV	229994	12230	10039613-0001	10001	515710 - Dependent Coverage	76,402	76,143	(259)	83,888	83,346	(542)
NGFS	ENV	229994	12230	10039613-0001	10001	516010 - Dental Coverage	6,582	6,588	6	6,996	7,008	12
NGFS	ENV	229994	12230	10039613-0001	10001	519120 - Long Term Disability Insurance	3,320	3,358	38	3,491	3,530	39
NGFS	ENV	229994	12230	10039613-0001	10001	527990 - Other Professional Services	-	(10,732)	(10,732)	-	(10,692)	(10,692)
NGFS	ENV	229994	12230	10041093-0001	10001	515010 - Health Service-City Match	2,045	2,038	(7)	2,200	2,186	(14)
NGFS	ENV	229994	12230	10041093-0001	10001	515710 - Dependent Coverage	5,265	5,247	(18)	5,666	5,630	(36)
NGFS	ENV	229994	12230	10041093-0001	10001	516010 - Dental Coverage	452	453	1	472	473	1
NGFS	ENV	229994	12230	10041093-0001	10001	527990 - Other Professional Services	2,607	2,631	24	-	49	49
NGFS	ENV	229994	12230	10041095-0001	10001	515010 - Health Service-City Match	714	711	(3)	853	847	(6)
NGFS	ENV	229994	12230	10041095-0001	10001	515710 - Dependent Coverage	1,730	1,725	(5)	2,195	2,180	(15)
NGFS	ENV	229994	12230	10041095-0001	10001	527990 - Other Professional Services	0	8	8	-	-	-

**Technical Adjustments for May 1 Departments
FY 2024-25 and FY 2025-26**

GFS Type	Dept Grp	Dept ID	Fund	Project-Activity	Authority	Account - Title	FY 2024-25 May 1 Proposed	FY 2024-25 Updated	Variance FY 2024-25	FY 2025-26 May 1 Proposed	FY 2025-26 Updated	Variance FY 2025-26
NGFS	ENV	229994	12230	10041095-0001	10001	527990 - Other Professional Services	43,557	43,557	-	36,756	36,777	21
NGFS	ENV	229994	12230	10041103-0001	10001	501010 - Perm Salaries-Misc-Regular	8,295	8,295	-	285	283	(2)
NGFS	ENV	229994	12230	10041103-0001	10001	515010 - Health Service-City Match	249	248	(1)	15	16	1
NGFS	ENV	229994	12230	10041103-0001	10001	515710 - Dependent Coverage	642	640	(2)	(307)	(305)	2
NGFS	ENV	229994	12230	10041103-0001	10001	516010 - Dental Coverage	55	55	-	(19)	(20)	(1)
NGFS	ENV	229994	12230	10041103-0001	10001	519990 - Other Fringe Benefits	11,579	11,582	3	-	-	-
NGFS	ENV	229994	12230	10041104-0001	10001	501010 - Perm Salaries-Misc-Regular	13,271	13,271	-	(27,424)	(27,452)	(28)
NGFS	ENV	229994	12230	10041104-0001	10001	513010 - Retire City Misc	1,911	1,911	-	(4,013)	(4,017)	(4)
NGFS	ENV	229994	12230	10041104-0001	10001	514010 - Social Security (OASDI & HI)	6,666	6,666	-	547	545	(2)
NGFS	ENV	229994	12230	10041104-0001	10001	515010 - Health Service-City Match	399	398	(1)	(921)	(914)	7
NGFS	ENV	229994	12230	10041104-0001	10001	515710 - Dependent Coverage	1,027	1,024	(3)	(4,217)	(4,190)	27
NGFS	ENV	229994	12230	10041104-0001	10001	519990 - Other Fringe Benefits	57,906	57,910	4	-	-	-
NGFS	ENV	229994	13990	10026725-0001	10000	501010 - Perm Salaries-Misc-Regular	3,904,855	3,906,469	1,614	4,156,776	4,158,447	1,671
NGFS	ENV	229994	13990	10026725-0001	10000	513010 - Retire City Misc	572,534	572,770	236	589,371	589,607	236
NGFS	ENV	229994	13990	10026725-0001	10000	514010 - Social Security (OASDI & HI)	287,334	287,434	100	299,600	299,703	103
NGFS	ENV	229994	13990	10026725-0001	10000	514020 - Social Sec-Medicare(HI Only)	68,127	68,150	23	70,870	70,895	25
NGFS	ENV	229994	13990	10026725-0001	10000	515010 - Health Service-City Match	174,761	174,174	(587)	189,666	188,439	(1,227)
NGFS	ENV	229994	13990	10026725-0001	10000	515020 - Retiree Health-Match-Prop B	34,210	34,221	11	35,584	35,596	12
NGFS	ENV	229994	13990	10026725-0001	10000	515030 - RetireeHlthCare-CityMatchPropC	12,753	12,758	5	13,271	13,276	5
NGFS	ENV	229994	13990	10026725-0001	10000	515510 - Health Service-Admin Cost	12,549	10,686	(1,863)	12,952	11,054	(1,898)
NGFS	ENV	229994	13990	10026725-0001	10000	515610 - Health Service-Retiree Subsidy	403,963	396,856	(7,107)	438,764	424,010	(14,754)
NGFS	ENV	229994	13990	10026725-0001	10000	515710 - Dependent Coverage	374,977	373,697	(1,280)	416,163	413,466	(2,697)
NGFS	ENV	229994	13990	10026725-0001	10000	516010 - Dental Coverage	33,458	33,486	28	35,833	35,894	61
NGFS	ENV	229994	13990	10026725-0001	10000	519010 - Fringe Adjustments-Budget	-	(15)	(15)	-	(27)	(27)
NGFS	ENV	229994	13990	10026725-0001	10000	519010 - Fringe Adjustments-Budget	-	1	1	-	1	1
NGFS	ENV	229994	13990	10026725-0001	10000	519110 - Flexible Benefit Package	9,246	9,216	(30)	9,951	9,888	(63)
NGFS	ENV	229994	13990	10026725-0001	10000	519120 - Long Term Disability Insurance	14,541	14,548	7	15,525	15,531	6
NGFS	ENV	229994	13990	10026725-0001	10000	549210 - Data Processing Supplies	-	4,655	4,655	(928)	22,603	23,531
NGFS	ENV	229994	13990	10026725-0001	10000	581130 - GF-Con-Internal Audits	50,623	54,464	3,841	43,742	41,648	(2,094)
NGFS	ENV	229994	13990	10026725-0001	10000	581210 - DT Technology Infrastructure	127,113	126,757	(356)	140,739	136,130	(4,609)
NGFS	ENV	229994	13990	10026725-0001	10000	581470 - GF-HR-EMPLOYMENTSERVIC	13,308	14,025	717	13,308	15,026	1,718
NGFS	ENV	229994	13990	10026725-0010	10000	499999 - Beg Fund Balance - Budget Only	-	16,000	16,000	-	16,000	16,000
NGFS	ENV	229994	13990	10026725-0010	10000	581069 - Sr-DPW-Street Use & Mapping	-	16,000	16,000	-	16,000	16,000
NGFS	ENV	229994	14000	10016233-0001	15740	515010 - Health Service-City Match	36,886	36,761	(125)	39,698	39,441	(257)
NGFS	ENV	229994	14000	10016233-0001	15740	515710 - Dependent Coverage	68,292	68,064	(228)	73,497	73,023	(474)
NGFS	ENV	229994	14000	10016233-0001	15740	516010 - Dental Coverage	6,338	6,346	8	6,615	6,629	14
NGFS	ENV	229994	14000	10016233-0001	15740	519110 - Flexible Benefit Package	3,853	3,840	(13)	4,146	4,120	(26)
NGFS	ENV	229994	14000	10016233-0002	15740	535990 - Other Current Expenses	-	405	405	-	743	743
NGFS	ENV	229994	14000	10041220-0001	22739	515010 - Health Service-City Match	3,879	3,865	(14)	-	-	-
NGFS	ENV	229994	14000	10041220-0001	22739	515710 - Dependent Coverage	9,988	9,954	(34)	-	-	-

**Technical Adjustments for May 1 Departments
FY 2024-25 and FY 2025-26**

GFS Type	Dept Grp	Dept ID	Fund	Project-Activity	Authority	Account - Title	FY 2024-25 May 1 Proposed	FY 2024-25 Updated	Variance FY 2024-25	FY 2025-26 May 1 Proposed	FY 2025-26 Updated	Variance FY 2025-26
NGFS	ENV	229994	14000	10041220-0001	22739	516010 - Dental Coverage	858	859	1	-	-	-
NGFS	LIB	232048	13140	10001714-0031	10000	501010 - Perm Salaries-Misc-Regular	6,204,558	6,270,526	65,968	6,441,789	6,510,094	68,305
NGFS	LIB	232048	13140	10001714-0031	10000	513010 - Retire City Misc	922,867	932,687	9,820	926,617	936,437	9,820
NGFS	LIB	232048	13140	10001714-0031	10000	514010 - Social Security (OASDI & HI)	398,286	402,415	4,129	413,010	417,248	4,238
NGFS	LIB	232048	13140	10001714-0031	10000	514020 - Social Sec-Medicare(HI Only)	93,166	94,099	933	96,582	97,587	1,005
NGFS	LIB	232048	13140	10001714-0031	10000	515010 - Health Service-City Match	327,265	326,149	(1,116)	352,227	349,962	(2,265)
NGFS	LIB	232048	13140	10001714-0031	10000	515020 - Retiree Health-Match-Prop B	46,811	47,259	448	48,519	49,039	520
NGFS	LIB	232048	13140	10001714-0031	10000	515030 - RetireeHlthCare-CityMatchPropC	17,464	17,610	146	18,093	18,276	183
NGFS	LIB	232048	13140	10001714-0031	10000	515710 - Dependent Coverage	550,873	548,984	(1,889)	592,832	589,032	(3,800)
NGFS	LIB	232048	13140	10001714-0031	10000	516010 - Dental Coverage	51,568	51,636	68	53,813	53,914	101
NGFS	LIB	232048	13140	10001714-0031	10000	519120 - Long Term Disability Insurance	25,446	25,713	267	26,426	26,681	255
NGFS	LIB	232048	13140	10001717-0002	10000	501010 - Perm Salaries-Misc-Regular	2,030,795	2,049,073	18,278	2,107,897	2,126,825	18,928
NGFS	LIB	232048	13140	10001717-0002	10000	513010 - Retire City Misc	301,254	303,967	2,713	302,380	305,093	2,713
NGFS	LIB	232048	13140	10001717-0002	10000	514010 - Social Security (OASDI & HI)	132,578	133,719	1,141	137,367	138,541	1,174
NGFS	LIB	232048	13140	10001717-0002	10000	514020 - Social Sec-Medicare(HI Only)	31,009	31,273	264	32,125	32,404	279
NGFS	LIB	232048	13140	10001717-0002	10000	515010 - Health Service-City Match	121,319	120,907	(412)	130,571	129,733	(838)
NGFS	LIB	232048	13140	10001717-0002	10000	515020 - Retiree Health-Match-Prop B	15,584	15,711	127	16,144	16,282	138
NGFS	LIB	232048	13140	10001717-0002	10000	515030 - RetireeHlthCare-CityMatchPropC	5,815	5,860	45	6,014	6,071	57
NGFS	LIB	232048	13140	10001717-0002	10000	515710 - Dependent Coverage	206,973	206,264	(709)	222,739	221,309	(1,430)
NGFS	LIB	232048	13140	10001717-0002	10000	516010 - Dental Coverage	19,309	19,333	24	20,151	20,189	38
NGFS	LIB	232048	13140	10001717-0002	10000	519120 - Long Term Disability Insurance	8,326	8,403	77	8,638	8,715	77
NGFS	LIB	232048	13140	10001718-0005	10000	501010 - Perm Salaries-Misc-Regular	6,328,004	6,382,313	54,309	6,558,078	6,614,327	56,249
NGFS	LIB	232048	13140	10001718-0005	10000	513010 - Retire City Misc	939,099	947,165	8,066	941,132	949,198	8,066
NGFS	LIB	232048	13140	10001718-0005	10000	514010 - Social Security (OASDI & HI)	395,041	398,421	3,380	409,650	413,137	3,487
NGFS	LIB	232048	13140	10001718-0005	10000	514020 - Social Sec-Medicare(HI Only)	92,691	93,483	792	96,025	96,859	834
NGFS	LIB	232048	13140	10001718-0005	10000	515010 - Health Service-City Match	362,973	361,750	(1,223)	390,644	388,145	(2,499)
NGFS	LIB	232048	13140	10001718-0005	10000	515020 - Retiree Health-Match-Prop B	46,572	46,962	390	48,254	48,652	398
NGFS	LIB	232048	13140	10001718-0005	10000	515030 - RetireeHlthCare-CityMatchPropC	17,380	17,508	128	17,988	18,149	161
NGFS	LIB	232048	13140	10001718-0005	10000	515710 - Dependent Coverage	640,940	638,747	(2,193)	689,763	685,325	(4,438)
NGFS	LIB	232048	13140	10001718-0005	10000	516010 - Dental Coverage	59,325	59,387	62	61,921	62,037	116
NGFS	LIB	232048	13140	10001718-0005	10000	519110 - Flexible Benefit Package	5,504	5,485	(19)	5,923	5,885	(38)
NGFS	LIB	232048	13140	10001718-0005	10000	519120 - Long Term Disability Insurance	25,147	25,371	224	26,054	26,293	239
NGFS	LIB	232048	13140	10026751-0001	10000	410110 - Prop Tax Curr Yr-Secured	71,780,000	71,910,000	130,000	71,960,000	72,180,000	220,000
NGFS	LIB	232048	13140	10026751-0001	10000	410230 - Unsecured Instl 5-8 Yr Plan	20,000	-	(20,000)	20,000	-	(20,000)
NGFS	LIB	232048	13140	10026751-0001	10000	492001 - CTI Fr 1G-General Fund	240,000	(2,310,000)	(2,550,000)	-	1,270,000	1,270,000
NGFS	LIB	232048	13140	10026751-0001	10000	492001 - CTI Fr 1G-General Fund	105,490,000	105,910,000	420,000	109,320,000	105,910,000	(3,410,000)
NGFS	LIB	232048	13140	10026751-0001	10000	499999 - Beg Fund Balance - Budget Only	2,339,901	4,761,870	2,421,969	77,070	2,320,000	2,242,930
NGFS	LIB	232048	13140	10026751-0001	10000	515010 - Health Service-City Match	169,749	169,173	(576)	182,683	181,511	(1,172)
NGFS	LIB	232048	13140	10026751-0001	10000	515610 - Health Service-Retiree Subsidy	6,689,807	6,572,108	(117,699)	7,266,121	7,021,801	(244,320)
NGFS	LIB	232048	13140	10026751-0001	10000	515710 - Dependent Coverage	352,949	351,747	(1,202)	379,846	377,384	(2,462)

**Technical Adjustments for May 1 Departments
FY 2024-25 and FY 2025-26**

GFS Type	Dept Grp	Dept ID	Fund	Project-Activity	Authority	Account - Title	FY 2024-25 May 1 Proposed	FY 2024-25 Updated	Variance FY 2024-25	FY 2025-26 May 1 Proposed	FY 2025-26 Updated	Variance FY 2025-26
NGFS	LiB	232048	13140	10026751-0001	10000	516010 - Dental Coverage	31,937	31,965	28	33,326	33,390	64
NGFS	LiB	232048	13140	10026751-0001	10000	519010 - Fringe Adjustments-Budget	-	(1,765)	(1,765)	-	(649)	(649)
NGFS	LiB	232048	13140	10026751-0001	10000	519110 - Flexible Benefit Package	44,032	43,880	(152)	47,384	47,080	(304)
NGFS	LiB	232048	13140	10026751-0001	10000	581015 - Human Resources Modernizatio	70,938	40,134	(30,804)	72,700	40,811	(31,889)
NGFS	LiB	232048	13140	10026751-0001	10000	581130 - GF-Con-Internal Audits	374,020	375,785	1,765	377,009	377,658	649
NGFS	LiB	232048	13140	10026751-0001	10000	581300 - GF-Children,Youth;& Family Svc	214,200	-	(214,200)	214,200	-	(214,200)
NGFS	LiB	232048	13140	10026751-0001	10000	581470 - GF-HR-EMPLOYMENTSERVIC	197,216	207,845	10,629	204,437	230,828	26,391
NGFS	LiB	232048	13140	10026751-0001	10000	581660 - GF-Chf-Youth Works	156,800	-	(156,800)	156,800	-	(156,800)
NGFS	LiB	232048	13140	10026751-0001	10000	581870 - GF-HR-SF Fellows Program	0	360,000	360,000	-	-	-
NGFS	LiB	232048	13140	10026751-0001	10000	598040 - Designated For General Reserv	-	-	-	-	459,558	459,558
NGFS	LiB	232048	13140	10026751-0006	10000	501010 - Perm Salaries-Misc-Regular	1,228,073	1,229,088	1,015	1,271,621	1,272,673	1,052
NGFS	LiB	232048	13140	10026751-0006	10000	513010 - Retire City Misc	181,869	182,020	151	182,089	182,240	151
NGFS	LiB	232048	13140	10026751-0006	10000	514010 - Social Security (OASDI & HI)	75,643	75,706	63	78,712	78,777	65
NGFS	LiB	232048	13140	10026751-0006	10000	514020 - Social Sec-Medicare(HI Only)	17,807	17,822	15	18,439	18,455	16
NGFS	LiB	232048	13140	10026751-0006	10000	515010 - Health Service-City Match	58,208	58,012	(196)	62,644	62,241	(403)
NGFS	LiB	232048	13140	10026751-0006	10000	515020 - Retiree Health-Match-Prop B	8,945	8,953	8	9,264	9,271	7
NGFS	LiB	232048	13140	10026751-0006	10000	515030 - RetireeHlthCare-CityMatchPropC	3,336	3,338	2	3,454	3,457	3
NGFS	LiB	232048	13140	10026751-0006	10000	515710 - Dependent Coverage	127,731	127,294	(437)	137,464	136,575	(889)
NGFS	LiB	232048	13140	10026751-0006	10000	516010 - Dental Coverage	11,323	11,333	10	11,817	11,839	22
NGFS	LiB	232048	13140	10026751-0006	10000	519110 - Flexible Benefit Package	5,504	5,485	(19)	5,923	5,885	(38)
NGFS	LiB	232048	13140	10026751-0006	10000	519120 - Long Term Disability Insurance	4,293	4,297	4	4,446	4,451	5
NGFS	LiB	232048	13140	10026752-0001	10000	501010 - Perm Salaries-Misc-Regular	19,935,298	20,084,682	149,384	20,680,580	20,835,290	154,710
NGFS	LiB	232048	13140	10026752-0001	10000	513010 - Retire City Misc	2,960,785	2,982,982	22,197	2,970,184	2,992,381	22,197
NGFS	LiB	232048	13140	10026752-0001	10000	514010 - Social Security (OASDI & HI)	1,288,427	1,297,688	9,261	1,335,461	1,345,010	9,549
NGFS	LiB	232048	13140	10026752-0001	10000	514020 - Social Sec-Medicare(HI Only)	301,797	303,936	2,139	312,542	314,801	2,259
NGFS	LiB	232048	13140	10026752-0001	10000	515010 - Health Service-City Match	1,317,595	1,313,051	(4,544)	1,418,147	1,408,973	(9,174)
NGFS	LiB	232048	13140	10026752-0001	10000	515020 - Retiree Health-Match-Prop B	151,683	152,744	1,061	157,055	158,168	1,113
NGFS	LiB	232048	13140	10026752-0001	10000	515030 - RetireeHlthCare-CityMatchPropC	56,588	56,940	352	58,518	58,916	398
NGFS	LiB	232048	13140	10026752-0001	10000	515710 - Dependent Coverage	2,284,952	2,277,128	(7,824)	2,459,002	2,443,286	(15,716)
NGFS	LiB	232048	13140	10026752-0001	10000	516010 - Dental Coverage	212,377	212,708	331	221,570	221,985	415
NGFS	LiB	232048	13140	10026752-0001	10000	519110 - Flexible Benefit Package	11,008	10,970	(38)	11,846	11,770	(76)
NGFS	LiB	232048	13140	10026752-0001	10000	519120 - Long Term Disability Insurance	80,162	80,798	636	83,180	83,761	581
NGFS	LiB	232048	13140	10026753-0001	10000	501010 - Perm Salaries-Misc-Regular	12,558,328	12,566,252	7,924	13,029,225	13,038,703	9,478
NGFS	LiB	232048	13140	10026753-0001	10000	513010 - Retire City Misc	1,856,673	1,857,843	1,170	1,862,525	1,863,876	1,351
NGFS	LiB	232048	13140	10026753-0001	10000	514010 - Social Security (OASDI & HI)	807,717	808,181	464	838,344	838,902	558
NGFS	LiB	232048	13140	10026753-0001	10000	514020 - Social Sec-Medicare(HI Only)	189,747	189,865	118	196,572	196,706	134
NGFS	LiB	232048	13140	10026753-0001	10000	515010 - Health Service-City Match	768,587	765,997	(2,590)	827,186	821,886	(5,300)
NGFS	LiB	232048	13140	10026753-0001	10000	515020 - Retiree Health-Match-Prop B	95,323	95,382	59	98,769	98,842	73
NGFS	LiB	232048	13140	10026753-0001	10000	515030 - RetireeHlthCare-CityMatchPropC	35,572	35,593	21	36,823	36,849	26
NGFS	LiB	232048	13140	10026753-0001	10000	515710 - Dependent Coverage	1,572,436	1,567,080	(5,356)	1,692,238	1,681,342	(10,896)

**Technical Adjustments for May 1 Departments
FY 2024-25 and FY 2025-26**

GFS Type	Dept Grp	Dept ID	Fund	Project-Activity	Authority	Account - Title	FY 2024-25 May 1 Proposed	FY 2024-25 Updated	Variance FY 2024-25	FY 2025-26 May 1 Proposed	FY 2025-26 Updated	Variance FY 2025-26
NGFS	LIB	232048	13140	10026753-0001	10000	516010 - Dental Coverage	140,414	140,565	151	146,543	146,827	284
NGFS	LIB	232048	13140	10026753-0001	10000	519110 - Flexible Benefit Package	33,024	32,911	(113)	35,539	35,311	(228)
NGFS	LIB	232048	13140	10026753-0001	10000	519120 - Long Term Disability Insurance	47,104	47,135	31	48,851	48,888	37
NGFS	LIB	232048	13140	10026753-0001	10000	581065 - Adm-Real Estate Special Svcs	171,913	171,905	(8)	180,191	180,176	(15)
NGFS	LIB	232048	13140	10026754-0001	10000	501010 - Perm Salaries-Misc-Regular	4,989,635	5,004,791	15,156	5,172,925	5,188,619	15,694
NGFS	LIB	232048	13140	10026754-0001	10000	513010 - Retire City Misc	729,670	731,903	2,233	731,153	733,385	2,232
NGFS	LIB	232048	13140	10026754-0001	10000	514010 - Social Security (OASDI & HI)	304,877	305,820	943	317,901	318,874	973
NGFS	LIB	232048	13140	10026754-0001	10000	514020 - Social Sec-Medicare(HI Only)	73,147	73,367	220	75,807	76,038	231
NGFS	LIB	232048	13140	10026754-0001	10000	515010 - Health Service-City Match	175,009	174,417	(592)	188,347	187,126	(1,221)
NGFS	LIB	232048	13140	10026754-0001	10000	515020 - Retiree Health-Match-Prop B	36,749	36,859	110	38,089	38,200	111
NGFS	LIB	232048	13140	10026754-0001	10000	515030 - RetireeHlthCare-CityMatchPropC	13,701	13,743	42	14,204	14,244	40
NGFS	LIB	232048	13140	10026754-0001	10000	515710 - Dependent Coverage	497,062	495,374	(1,688)	534,952	531,479	(3,473)
NGFS	LIB	232048	13140	10026754-0001	10000	516010 - Dental Coverage	41,656	41,692	36	43,468	43,550	82
NGFS	LIB	232048	13140	10026754-0001	10000	519110 - Flexible Benefit Package	5,504	5,485	(19)	5,923	5,885	(38)
NGFS	LIB	232048	13140	10026754-0001	10000	519120 - Long Term Disability Insurance	19,602	19,663	61	20,319	20,389	70
NGFS	LIB	232048	13140	10026754-0001	10000	581210 - DT Technology Infrastructure	1,860,732	1,855,290	(5,442)	2,058,841	1,990,588	(68,253)
NGFS	LIB	232048	13140	10026755-0001	10000	501010 - Perm Salaries-Misc-Regular	14,754,799	14,884,927	130,128	15,343,701	15,478,474	134,773
NGFS	LIB	232048	13140	10026755-0001	10000	513010 - Retire City Misc	2,192,860	2,212,187	19,327	2,205,240	2,224,568	19,328
NGFS	LIB	232048	13140	10026755-0001	10000	514010 - Social Security (OASDI & HI)	943,753	951,857	8,104	980,691	989,046	8,355
NGFS	LIB	232048	13140	10026755-0001	10000	514020 - Social Sec-Medicare(HI Only)	220,848	222,726	1,878	229,346	231,337	1,991
NGFS	LIB	232048	13140	10026755-0001	10000	515010 - Health Service-City Match	936,432	933,234	(3,198)	1,007,864	1,001,378	(6,486)
NGFS	LIB	232048	13140	10026755-0001	10000	515020 - Retiree Health-Match-Prop B	110,971	111,895	924	115,246	116,223	977
NGFS	LIB	232048	13140	10026755-0001	10000	515030 - RetireeHlthCare-CityMatchPropC	41,411	41,716	305	42,945	43,319	374
NGFS	LIB	232048	13140	10026755-0001	10000	515710 - Dependent Coverage	1,555,466	1,550,132	(5,334)	1,673,941	1,663,219	(10,722)
NGFS	LIB	232048	13140	10026755-0001	10000	516010 - Dental Coverage	146,187	146,385	198	152,544	152,829	285
NGFS	LIB	232048	13140	10026755-0001	10000	519110 - Flexible Benefit Package	11,008	10,970	(38)	11,846	11,770	(76)
NGFS	LIB	232048	13140	10026755-0001	10000	519120 - Long Term Disability Insurance	59,060	59,600	540	61,419	61,964	545
NGFS	LIB	232048	13140	10026755-0002	10000	501010 - Perm Salaries-Misc-Regular	66,375	67,029	654	68,728	69,406	678
NGFS	LIB	232048	13140	10026755-0002	10000	513010 - Retire City Misc	9,877	9,974	97	9,890	9,988	98
NGFS	LIB	232048	13140	10026755-0002	10000	514010 - Social Security (OASDI & HI)	4,115	4,156	41	4,261	4,303	42
NGFS	LIB	232048	13140	10026755-0002	10000	514020 - Social Sec-Medicare(HI Only)	962	972	10	997	1,006	9
NGFS	LIB	232048	13140	10026755-0002	10000	515010 - Health Service-City Match	3,129	3,118	(11)	3,368	3,346	(22)
NGFS	LIB	232048	13140	10026755-0002	10000	515020 - Retiree Health-Match-Prop B	483	488	5	501	506	5
NGFS	LIB	232048	13140	10026755-0002	10000	515030 - RetireeHlthCare-CityMatchPropC	180	182	2	187	189	2
NGFS	LIB	232048	13140	10026755-0002	10000	515710 - Dependent Coverage	5,553	5,534	(19)	5,976	5,938	(38)
NGFS	LIB	232048	13140	10026755-0002	10000	516010 - Dental Coverage	513	514	1	535	536	1
NGFS	LIB	232048	13140	10026755-0002	10000	519120 - Long Term Disability Insurance	272	275	3	282	285	3
NGFS	LIB	232048	13140	10026755-0003	10000	501010 - Perm Salaries-Misc-Regular	132,749	134,058	1,309	137,457	138,812	1,355
NGFS	LIB	232048	13140	10026755-0003	10000	513010 - Retire City Misc	19,753	19,948	195	19,780	19,975	195
NGFS	LIB	232048	13140	10026755-0003	10000	514010 - Social Security (OASDI & HI)	8,230	8,312	82	8,522	8,606	84

**Technical Adjustments for May 1 Departments
FY 2024-25 and FY 2025-26**

GFS Type	Dept Grp	Dept ID	Fund	Project-Activity	Authority	Account - Title	FY 2024-25 May 1 Proposed	FY 2024-25 Updated	Variance FY 2024-25	FY 2025-26 May 1 Proposed	FY 2025-26 Updated	Variance FY 2025-26
NGFS	LIB	232048	13140	10026755-0003	10000	514020 - Social Sec-Medicare(HI Only)	1,925	1,944	19	1,993	2,013	20
NGFS	LIB	232048	13140	10026755-0003	10000	515010 - Health Service-City Match	6,258	6,237	(21)	6,735	6,692	(43)
NGFS	LIB	232048	13140	10026755-0003	10000	515020 - Retiree Health-Match-Prop B	967	976	9	1,001	1,011	10
NGFS	LIB	232048	13140	10026755-0003	10000	515030 - RetireeHlthCare-CityMatchPropC	361	364	3	373	377	4
NGFS	LIB	232048	13140	10026755-0003	10000	515710 - Dependent Coverage	11,106	11,068	(38)	11,952	11,875	(77)
NGFS	LIB	232048	13140	10026755-0003	10000	516010 - Dental Coverage	1,026	1,027	1	1,071	1,073	2
NGFS	LIB	232048	13140	10026755-0003	10000	519120 - Long Term Disability Insurance	544	550	6	564	569	5
NGFS	LIB	232048	13140	10031292-0001	10000	501010 - Perm Salaries-Misc-Regular	3,118,643	3,145,168	26,525	3,233,899	3,261,373	27,474
NGFS	LIB	232048	13140	10031292-0001	10000	513010 - Retire City Misc	461,566	465,500	3,934	462,790	466,725	3,935
NGFS	LIB	232048	13140	10031292-0001	10000	514010 - Social Security (OASDI & HI)	195,924	197,576	1,652	203,413	205,114	1,701
NGFS	LIB	232048	13140	10031292-0001	10000	514020 - Social Sec-Medicare(HI Only)	46,128	46,513	385	47,798	48,205	407
NGFS	LIB	232048	13140	10031292-0001	10000	515010 - Health Service-City Match	165,779	165,221	(558)	178,416	177,274	(1,142)
NGFS	LIB	232048	13140	10031292-0001	10000	515020 - Retiree Health-Match-Prop B	23,174	23,367	193	24,014	24,211	197
NGFS	LIB	232048	13140	10031292-0001	10000	515030 - RetireeHlthCare-CityMatchPropC	8,647	8,712	65	8,955	9,033	78
NGFS	LIB	232048	13140	10031292-0001	10000	515710 - Dependent Coverage	304,616	303,575	(1,041)	327,823	325,711	(2,112)
NGFS	LIB	232048	13140	10031292-0001	10000	516010 - Dental Coverage	28,016	28,045	29	29,241	29,296	55
NGFS	LIB	232048	13140	10031292-0001	10000	519110 - Flexible Benefit Package	5,504	5,485	(19)	5,923	5,885	(38)
NGFS	LIB	232048	13140	10031292-0001	10000	519120 - Long Term Disability Insurance	11,988	12,099	111	12,433	12,548	115
NGFS	LIB	232048	13140	10031292-0002	10000	501010 - Perm Salaries-Misc-Regular	1,255,771	1,268,795	13,024	1,303,873	1,317,358	13,485
NGFS	LIB	232048	13140	10031292-0002	10000	513010 - Retire City Misc	186,155	188,087	1,932	186,903	188,835	1,932
NGFS	LIB	232048	13140	10031292-0002	10000	514010 - Social Security (OASDI & HI)	78,011	78,824	813	80,995	81,831	836
NGFS	LIB	232048	13140	10031292-0002	10000	514020 - Social Sec-Medicare(HI Only)	18,245	18,433	188	18,943	19,141	198
NGFS	LIB	232048	13140	10031292-0002	10000	515010 - Health Service-City Match	65,820	65,598	(222)	70,838	70,385	(453)
NGFS	LIB	232048	13140	10031292-0002	10000	515020 - Retiree Health-Match-Prop B	9,167	9,257	90	9,516	9,615	99
NGFS	LIB	232048	13140	10031292-0002	10000	515030 - RetireeHlthCare-CityMatchPropC	3,421	3,453	32	3,545	3,586	41
NGFS	LIB	232048	13140	10031292-0002	10000	515710 - Dependent Coverage	110,265	109,887	(378)	118,664	117,901	(763)
NGFS	LIB	232048	13140	10031292-0002	10000	516010 - Dental Coverage	10,335	10,346	11	10,787	10,807	20
NGFS	LIB	232048	13140	10031292-0002	10000	519120 - Long Term Disability Insurance	5,148	5,205	57	5,347	5,399	52
NGFS	MTA	138746	22870	10001723-0001	10000	515010 - Health Service-City Match	58,690	58,504	(186)	62,071	61,670	(401)
NGFS	MTA	138746	22870	10001723-0001	10000	515710 - Dependent Coverage	303,325	302,297	(1,028)	322,123	320,038	(2,085)
NGFS	MTA	138746	22870	10001723-0001	10000	516010 - Dental Coverage	22,902	22,917	15	23,555	23,607	52
NGFS	MTA	138746	22870	10001723-0001	10000	519110 - Flexible Benefit Package	5,504	5,485	(19)	5,923	5,885	(38)
NGFS	MTA	138746	22870	10001723-0001	10000	579050 - MTA Overhead Cost Recovery	0	(516,290)	(516,290)	0	(516,290)	(516,290)
NGFS	MTA	138746	22870	10001723-0001	10000	579990 - Allocated Chrgs-Spec Sources	(217,524)	-	217,524	(217,524)	-	217,524
NGFS	MTA	207799	22870	10001723-0001	10000	501010 - Perm Salaries-Misc-Regular	3,383,746	3,389,770	6,024	3,507,863	3,520,534	12,671
NGFS	MTA	207799	22870	10001723-0001	10000	513010 - Retire City Misc	480,625	481,521	896	481,192	483,016	1,824
NGFS	MTA	207799	22870	10001723-0001	10000	514010 - Social Security (OASDI & HI)	200,145	200,518	373	211,673	212,459	786
NGFS	MTA	207799	22870	10001723-0001	10000	514020 - Social Sec-Medicare(HI Only)	51,026	51,113	87	52,829	53,013	184
NGFS	MTA	207799	22870	10001723-0001	10000	515010 - Health Service-City Match	110,168	109,791	(377)	116,747	115,984	(763)
NGFS	MTA	207799	22870	10001723-0001	10000	515020 - Retiree Health-Match-Prop B	25,632	25,676	44	26,534	26,627	93

**Technical Adjustments for May 1 Departments
FY 2024-25 and FY 2025-26**

GFS Type	Dept Grp	Dept ID	Fund	Project-Activity	Authority	Account - Title	FY 2024-25 May 1 Proposed	FY 2024-25 Updated	Variance FY 2024-25	FY 2025-26 May 1 Proposed	FY 2025-26 Updated	Variance FY 2025-26
NGFS	MTA	207799	22870	10001723-0001	10000	515030 - RetireeHlthCare-CityMatchProp(9,559	9,575	16	9,898	9,932	34
NGFS	MTA	207799	22870	10001723-0001	10000	515710 - Dependent Coverage	219,730	218,967	(763)	229,327	227,827	(1,500)
NGFS	MTA	207799	22870	10001723-0001	10000	516010 - Dental Coverage	20,023	20,040	17	20,336	20,370	34
NGFS	MTA	207799	22870	10001723-0001	10000	519110 - Flexible Benefit Package	5,504	5,485	(19)	5,923	5,885	(38)
NGFS	MTA	207799	22870	10001723-0001	10000	519120 - Long Term Disability Insurance	13,184	13,208	24	13,670	13,722	52
NGFS	MTA	207799	22870	10001723-0001	10000	579050 - MTA Overhead Cost Recovery	(2,000,000)	-	2,000,000	(2,000,000)	-	2,000,000
NGFS	MTA	207801	22870	10001723-0001	10000	515010 - Health Service-City Match	65,660	65,438	(222)	69,904	69,454	(450)
NGFS	MTA	207801	22870	10001723-0001	10000	515710 - Dependent Coverage	132,071	131,617	(454)	139,138	138,238	(900)
NGFS	MTA	207801	22870	10001723-0001	10000	516010 - Dental Coverage	12,101	12,111	10	12,395	12,419	24
NGFS	MTA	207801	22870	10001723-0001	10000	519110 - Flexible Benefit Package	27,520	27,425	(95)	29,615	29,425	(190)
NGFS	MTA	207965	23035	10034131-0005	20561	493031 - OTI Fr 5M-MTA Transit Funds	4,300,000	-	(4,300,000)	5,460,000	-	(5,460,000)
NGFS	MTA	207965	23035	10034131-0006	20561	493031 - OTI Fr 5M-MTA Transit Funds	-	4,300,000	4,300,000	-	5,460,000	5,460,000
NGFS	MTA	138751	22260	10001722-0002	10000	515010 - Health Service-City Match	28,371	28,274	(97)	30,532	30,334	(198)
NGFS	MTA	138751	22260	10001722-0002	10000	515710 - Dependent Coverage	67,767	67,535	(232)	72,932	72,458	(474)
NGFS	MTA	138751	22260	10001722-0002	10000	516010 - Dental Coverage	5,938	5,943	5	6,196	6,208	12
NGFS	MTA	138751	22260	10001722-0002	10000	519110 - Flexible Benefit Package	5,504	5,485	(19)	5,923	5,885	(38)
NGFS	MTA	138751	22260	10001722-0002	10000	579990 - Allocated Chrgs-Spec Sources	(12,277)	-	12,277	(12,277)	-	12,277
NGFS	MTA	207809	22305	10001722-0002	10000	520100 - Overhead Recovery	-	(1,685,404)	(1,685,404)	0	(1,699,289)	(1,699,289)
NGFS	MTA	207809	22305	10001722-0002	10000	579030 - MTA Division OH Cost Recovery	(1,686,418)	-	1,686,418	(1,706,927)	-	1,706,927
NGFS	MTA	207809	22305	10001722-0002	10000	581690 - GF-Mayor'S Office Services	44,803	43,789	(1,014)	52,832	45,194	(7,638)
NGFS	MTA	165646	22870	10001723-0001	10000	501010 - Perm Salaries-Misc-Regular	3,545,782	3,572,595	26,813	3,654,912	3,682,670	27,758
NGFS	MTA	165646	22870	10001723-0001	10000	513010 - Retire City Misc	523,642	527,622	3,980	521,859	525,864	4,005
NGFS	MTA	165646	22870	10001723-0001	10000	514010 - Social Security (OASDI & HI)	224,706	226,376	1,670	231,851	233,564	1,713
NGFS	MTA	165646	22870	10001723-0001	10000	514020 - Social Sec-Medicare(HI Only)	52,659	53,044	385	54,229	54,643	414
NGFS	MTA	165646	22870	10001723-0001	10000	515010 - Health Service-City Match	169,634	169,046	(588)	181,042	179,876	(1,166)
NGFS	MTA	165646	22870	10001723-0001	10000	515020 - Retiree Health-Match-Prop B	26,450	26,656	206	27,251	27,459	208
NGFS	MTA	165646	22870	10001723-0001	10000	515030 - RetireeHlthCare-CityMatchProp(9,874	9,944	70	10,168	10,240	72
NGFS	MTA	165646	22870	10001723-0001	10000	515710 - Dependent Coverage	376,828	375,550	(1,278)	399,557	396,958	(2,599)
NGFS	MTA	165646	22870	10001723-0001	10000	516010 - Dental Coverage	35,160	35,193	33	36,235	36,299	64
NGFS	MTA	165646	22870	10001723-0001	10000	519110 - Flexible Benefit Package	5,504	5,485	(19)	5,923	5,885	(38)
NGFS	MTA	165646	22870	10001723-0001	10000	519120 - Long Term Disability Insurance	12,096	12,171	75	12,452	12,527	75
NGFS	MTA	165646	22870	10001723-0001	10000	579050 - MTA Overhead Cost Recovery	0	(2,040)	(2,040)	0	(2,040)	(2,040)
NGFS	MTA	165646	22870	10001723-0001	10000	579990 - Allocated Chrgs-Spec Sources	0	833	833	-	-	-
NGFS	MTA	165646	22870	10001723-0001	10000	579990 - Allocated Chrgs-Spec Sources	(833)	(833)	-	(833)	-	833
NGFS	MTA	165646	22870	10001723-0001	10000	581068 - Sr-DPW-Street Cleaning	0	336,830	336,830	-	-	-
NGFS	MTA	165646	22870	10001723-0001	10000	581078 - Sr-DPW-Street Repair	364,548	27,718	(336,830)	28,688	28,688	-
NGFS	MTA	165646	22870	10041368-0001	10000	501010 - Perm Salaries-Misc-Regular	563,792	580,707	16,915	583,786	610,139	26,353
NGFS	MTA	165646	22870	10041368-0001	10000	513010 - Retire City Misc	83,891	86,412	2,521	84,008	87,800	3,792
NGFS	MTA	165646	22870	10041368-0001	10000	514010 - Social Security (OASDI & HI)	34,953	36,006	1,053	36,192	37,828	1,636
NGFS	MTA	165646	22870	10041368-0001	10000	514020 - Social Sec-Medicare(HI Only)	8,173	8,421	248	8,464	8,848	384

**Technical Adjustments for May 1 Departments
FY 2024-25 and FY 2025-26**

GFS Type	Dept Grp	Dept ID	Fund	Project-Activity	Authority	Account - Title	FY 2024-25 May 1 Proposed	FY 2024-25 Updated	Variance FY 2024-25	FY 2025-26 May 1 Proposed	FY 2025-26 Updated	Variance FY 2025-26
NGFS	MTA	165646	22870	10041368-0001	10000	515010 - Health Service-City Match	37,548	37,422	(126)	40,410	40,152	(258)
NGFS	MTA	165646	22870	10041368-0001	10000	515020 - Retiree Health-Match-Prop B	4,108	4,232	124	4,251	4,443	192
NGFS	MTA	165646	22870	10041368-0001	10000	515030 - RetireeHlthCare-CityMatchPropC	1,531	1,579	48	1,586	1,655	69
NGFS	MTA	165646	22870	10041368-0001	10000	515710 - Dependent Coverage	66,636	66,408	(228)	71,712	71,250	(462)
NGFS	MTA	165646	22870	10041368-0001	10000	516010 - Dental Coverage	6,156	6,162	6	6,426	6,438	12
NGFS	MTA	165646	22870	10041368-0001	10000	519120 - Long Term Disability Insurance	2,311	2,380	69	2,392	2,503	111
NGFS	MTA	165647	22870	10001723-0001	10000	515010 - Health Service-City Match	85,832	85,541	(291)	91,106	90,535	(571)
NGFS	MTA	165647	22870	10001723-0001	10000	515710 - Dependent Coverage	309,950	308,914	(1,036)	328,596	326,473	(2,123)
NGFS	MTA	165647	22870	10001723-0001	10000	516010 - Dental Coverage	26,185	26,206	21	26,937	26,978	41
NGFS	MTA	165647	22870	10001723-0001	10000	519110 - Flexible Benefit Package	5,504	5,485	(19)	5,923	5,885	(38)
NGFS	MTA	165647	22870	10001723-0001	10000	579050 - MTA Overhead Cost Recovery	0	(45,050)	(45,050)	0	(45,050)	(45,050)
NGFS	MTA	165647	22870	10001723-0001	10000	579990 - Allocated Chrgs-Spec Sources	(19,000)	-	19,000	(19,000)	-	19,000
NGFS	MTA	165648	22870	10001723-0001	10000	515010 - Health Service-City Match	106,405	106,043	(362)	113,374	112,635	(739)
NGFS	MTA	165648	22870	10001723-0001	10000	515710 - Dependent Coverage	235,508	234,695	(813)	248,968	247,345	(1,623)
NGFS	MTA	165648	22870	10001723-0001	10000	516010 - Dental Coverage	20,884	20,903	19	21,443	21,480	37
NGFS	MTA	165648	22870	10001723-0001	10000	579050 - MTA Overhead Cost Recovery	0	(6,630)	(6,630)	0	(6,630)	(6,630)
NGFS	MTA	165648	22870	10001723-0001	10000	579990 - Allocated Chrgs-Spec Sources	(2,800)	-	2,800	(2,800)	-	2,800
NGFS	MTA	207808	22870	10001723-0001	10000	515010 - Health Service-City Match	60,221	60,016	(205)	64,177	63,763	(414)
NGFS	MTA	207808	22870	10001723-0001	10000	515710 - Dependent Coverage	111,782	111,396	(386)	117,804	117,040	(764)
NGFS	MTA	207808	22870	10001723-0001	10000	516010 - Dental Coverage	10,319	10,329	10	10,576	10,594	18
NGFS	MTA	207808	22870	10001723-0001	10000	519110 - Flexible Benefit Package	5,504	5,485	(19)	5,923	5,885	(38)
NGFS	MTA	165650	22870	10001722-0001	10000	515010 - Health Service-City Match	9,778	9,745	(33)	10,523	10,454	(69)
NGFS	MTA	165650	22870	10001722-0001	10000	515710 - Dependent Coverage	24,911	24,826	(85)	26,810	26,636	(174)
NGFS	MTA	165650	22870	10001722-0001	10000	516010 - Dental Coverage	2,146	2,148	2	2,240	2,243	3
NGFS	MTA	165650	22870	10001722-0024	10000	515010 - Health Service-City Match	4,987	4,970	(17)	5,367	5,332	(35)
NGFS	MTA	165650	22870	10001722-0024	10000	515710 - Dependent Coverage	12,842	12,798	(44)	13,821	13,731	(90)
NGFS	MTA	165650	22870	10001722-0024	10000	516010 - Dental Coverage	1,104	1,105	1	1,152	1,154	2
NGFS	MTA	165652	22870	10001722-0001	10000	515010 - Health Service-City Match	9,974	9,940	(34)	10,734	10,664	(70)
NGFS	MTA	165652	22870	10001722-0001	10000	515710 - Dependent Coverage	25,684	25,596	(88)	27,642	27,462	(180)
NGFS	MTA	165652	22870	10001722-0001	10000	516010 - Dental Coverage	2,208	2,210	2	2,304	2,308	4
NGFS	MTA	165653	22870	10001723-0001	10000	501010 - Perm Salaries-Misc-Regular	603,917	606,647	2,730	630,651	634,904	4,253
NGFS	MTA	165653	22870	10001723-0001	10000	513010 - Retire City Misc	88,193	88,600	407	89,022	89,634	612
NGFS	MTA	165653	22870	10001723-0001	10000	514010 - Social Security (OASDI & HI)	220,725	220,895	170	222,754	223,018	264
NGFS	MTA	165653	22870	10001723-0001	10000	514020 - Social Sec-Medicare(HI Only)	51,724	51,764	40	52,114	52,176	62
NGFS	MTA	165653	22870	10001723-0001	10000	515010 - Health Service-City Match	29,479	29,380	(99)	31,725	31,523	(202)
NGFS	MTA	165653	22870	10001723-0001	10000	515020 - Retiree Health-Match-Prop B	25,984	26,004	20	26,180	26,211	31
NGFS	MTA	165653	22870	10001723-0001	10000	515030 - RetireeHlthCare-CityMatchPropC	9,688	9,696	8	9,761	9,772	11
NGFS	MTA	165653	22870	10001723-0001	10000	515710 - Dependent Coverage	55,474	55,284	(190)	59,699	59,315	(384)
NGFS	MTA	165653	22870	10001723-0001	10000	516010 - Dental Coverage	5,133	5,138	5	5,357	5,368	11
NGFS	MTA	165653	22870	10001723-0001	10000	519110 - Flexible Benefit Package	11,008	10,970	(38)	11,846	11,770	(76)

**Technical Adjustments for May 1 Departments
FY 2024-25 and FY 2025-26**

GFS Type	Dept Grp	Dept ID	Fund	Project-Activity	Authority	Account - Title	FY 2024-25 May 1 Proposed	FY 2024-25 Updated	Variance FY 2024-25	FY 2025-26 May 1 Proposed	FY 2025-26 Updated	Variance FY 2025-26
NGFS	MTA	165653	22870	10001723-0001	10000	519120 - Long Term Disability Insurance	1,050	1,061	11	1,109	1,127	18
NGFS	MTA	207964	22870	10022175-0001	10000	501010 - Perm Salaries-Misc-Regular	31,573,825	30,961,917	(611,908)	32,408,207	32,381,989	(26,218)
NGFS	MTA	207964	22870	10022175-0001	10000	509010 - Premium Pay - Misc	844,445	1,685,146	840,701	844,445	2,313,315	1,468,870
NGFS	MTA	207964	22870	10022175-0001	10000	513010 - Retire City Misc	4,688,421	4,597,660	(90,761)	4,653,822	4,650,038	(3,784)
NGFS	MTA	207964	22870	10022175-0001	10000	514010 - Social Security (OASDI & HI)	2,081,814	2,096,296	14,482	2,134,533	2,224,117	89,584
NGFS	MTA	207964	22870	10022175-0001	10000	514020 - Social Sec-Medicare(HI Only)	487,734	491,235	3,501	499,901	520,951	21,050
NGFS	MTA	207964	22870	10022175-0001	10000	515010 - Health Service-City Match	2,501,492	2,440,402	(61,090)	2,670,473	2,595,113	(75,360)
NGFS	MTA	207964	22870	10022175-0001	10000	515020 - Retiree Health-Match-Prop B	245,168	246,886	1,718	251,060	261,572	10,512
NGFS	MTA	207964	22870	10022175-0001	10000	515030 - RetireeHlthCare-CityMatchPropC	91,349	92,143	794	93,678	97,403	3,725
NGFS	MTA	207964	22870	10022175-0001	10000	515710 - Dependent Coverage	3,804,251	3,583,363	(220,888)	4,008,472	3,752,628	(255,844)
NGFS	MTA	207964	22870	10022175-0001	10000	516010 - Dental Coverage	366,041	349,714	(16,327)	375,479	358,192	(17,287)
NGFS	MTA	207964	22870	10022175-0001	10000	519110 - Flexible Benefit Package	16,512	16,455	(57)	17,769	17,655	(114)
NGFS	MTA	207964	22870	10022175-0001	10000	519120 - Long Term Disability Insurance	127,012	124,462	(2,550)	130,282	130,387	105
NGFS	MTA	207964	22870	10022175-0001	10000	579050 - MTA Overhead Cost Recovery	0	(1,129,990)	(1,129,990)	0	(1,129,990)	(1,129,990)
NGFS	MTA	207964	22870	10022175-0001	10000	579990 - Allocated Chrgs-Spec Sources	(476,136)	-	476,136	(476,136)	-	476,136
NGFS	MTA	207964	22870	10022189-0001	10000	501010 - Perm Salaries-Misc-Regular	90,990	93,720	2,730	94,217	98,470	4,253
NGFS	MTA	207964	22870	10022189-0001	10000	513010 - Retire City Misc	13,539	13,946	407	13,558	14,170	612
NGFS	MTA	207964	22870	10022189-0001	10000	514010 - Social Security (OASDI & HI)	5,641	5,811	170	5,841	6,105	264
NGFS	MTA	207964	22870	10022189-0001	10000	514020 - Social Sec-Medicare(HI Only)	1,319	1,359	40	1,366	1,428	62
NGFS	MTA	207964	22870	10022189-0001	10000	515010 - Health Service-City Match	6,258	6,237	(21)	6,735	6,692	(43)
NGFS	MTA	207964	22870	10022189-0001	10000	515020 - Retiree Health-Match-Prop B	663	683	20	686	717	31
NGFS	MTA	207964	22870	10022189-0001	10000	515030 - RetireeHlthCare-CityMatchPropC	247	255	8	256	267	11
NGFS	MTA	207964	22870	10022189-0001	10000	515710 - Dependent Coverage	11,106	11,068	(38)	11,952	11,875	(77)
NGFS	MTA	207964	22870	10022189-0001	10000	516010 - Dental Coverage	1,026	1,027	1	1,071	1,073	2
NGFS	MTA	207964	22870	10022189-0001	10000	519120 - Long Term Disability Insurance	373	384	11	386	404	18
NGFS	MTA	208667	22260	10001726-0002	10000	501010 - Perm Salaries-Misc-Regular	2,165,260	2,168,272	3,012	2,202,019	2,205,143	3,124
NGFS	MTA	208667	22260	10001726-0002	10000	513010 - Retire City Misc	338,169	338,617	448	332,806	333,254	448
NGFS	MTA	208667	22260	10001726-0002	10000	514010 - Social Security (OASDI & HI)	135,418	135,602	184	137,703	137,887	184
NGFS	MTA	208667	22260	10001726-0002	10000	514020 - Social Sec-Medicare(HI Only)	31,686	31,722	36	32,224	32,260	36
NGFS	MTA	208667	22260	10001726-0002	10000	515010 - Health Service-City Match	262,271	261,390	(881)	281,628	279,832	(1,796)
NGFS	MTA	208667	22260	10001726-0002	10000	515020 - Retiree Health-Match-Prop B	15,920	15,936	16	16,188	16,204	16
NGFS	MTA	208667	22260	10001726-0002	10000	515030 - RetireeHlthCare-CityMatchPropC	5,935	5,939	4	6,037	6,037	-
NGFS	MTA	208667	22260	10001726-0002	10000	515710 - Dependent Coverage	433,834	432,346	(1,488)	464,382	461,393	(2,989)
NGFS	MTA	208667	22260	10001726-0002	10000	516010 - Dental Coverage	40,834	40,874	40	42,432	42,512	80
NGFS	MTA	208667	22260	10001726-0002	10000	519110 - Flexible Benefit Package	5,504	5,485	(19)	5,923	5,885	(38)
NGFS	MTA	208667	22260	10001726-0002	10000	519120 - Long Term Disability Insurance	8,204	8,208	4	8,323	8,339	16
NGFS	MTA	168646	22260	10001726-0023	10000	509010 - Premium Pay - Misc	158,420	173,251	14,831	158,420	173,144	14,724
NGFS	MTA	168646	22260	10001726-0023	10000	514010 - Social Security (OASDI & HI)	614,593	615,513	920	664,411	665,324	913
NGFS	MTA	168646	22260	10001726-0023	10000	514020 - Social Sec-Medicare(HI Only)	144,027	144,242	215	155,593	155,806	213
NGFS	MTA	168646	22260	10001726-0023	10000	515010 - Health Service-City Match	294,662	293,667	(995)	337,393	335,191	(2,202)

**Technical Adjustments for May 1 Departments
FY 2024-25 and FY 2025-26**

GFS Type	Dept Grp	Dept ID	Fund	Project-Activity	Authority	Account - Title	FY 2024-25 May 1 Proposed	FY 2024-25 Updated	Variance FY 2024-25	FY 2025-26 May 1 Proposed	FY 2025-26 Updated	Variance FY 2025-26
NGFS	MTA	168646	22260	10001726-0023	10000	515020 - Retiree Health-Match-Prop B	72,357	72,465	108	78,196	78,303	107
NGFS	MTA	168646	22260	10001726-0023	10000	515030 - RetireeHlthCare-CityMatchPropC	26,977	27,017	40	29,187	29,227	40
NGFS	MTA	168646	22260	10001726-0023	10000	515710 - Dependent Coverage	1,043,369	1,039,870	(3,499)	1,194,449	1,186,773	(7,676)
NGFS	MTA	168646	22260	10001726-0023	10000	516010 - Dental Coverage	88,615	88,689	74	98,443	98,611	168
NGFS	MTA	168646	22260	10001726-0023	10000	519110 - Flexible Benefit Package	11,008	10,970	(38)	11,846	11,770	(76)
NGFS	MTA	168646	22260	10001726-0023	10000	549510 - Other Office Supplies	0	5,000	5,000	-	-	-
NGFS	MTA	175655	22260	10001726-0002	10000	515010 - Health Service-City Match	22,154	22,079	(75)	23,842	23,690	(152)
NGFS	MTA	175655	22260	10001726-0002	10000	515710 - Dependent Coverage	43,402	43,254	(148)	46,708	46,408	(300)
NGFS	MTA	175655	22260	10001726-0002	10000	516010 - Dental Coverage	3,957	3,961	4	4,130	4,138	8
NGFS	MTA	175655	22260	10001726-0002	10000	519110 - Flexible Benefit Package	5,504	5,485	(19)	5,923	5,885	(38)
NGFS	MTA	175655	22260	10001726-0023	10000	515010 - Health Service-City Match	4,987	4,970	(17)	5,367	5,332	(35)
NGFS	MTA	175655	22260	10001726-0023	10000	515710 - Dependent Coverage	12,842	12,798	(44)	13,821	13,731	(90)
NGFS	MTA	175655	22260	10001726-0023	10000	516010 - Dental Coverage	1,104	1,105	1	1,152	1,154	2
NGFS	MTA	175655	22265	10001726-0023	10000	515010 - Health Service-City Match	18,513	18,451	(62)	19,924	19,796	(128)
NGFS	MTA	175655	22265	10001726-0023	10000	515710 - Dependent Coverage	49,705	49,536	(169)	53,492	53,147	(345)
NGFS	MTA	175655	22265	10001726-0023	10000	516010 - Dental Coverage	4,330	4,334	4	4,518	4,528	10
NGFS	MTA	175655	22265	10001726-0023	10000	519110 - Flexible Benefit Package	16,512	16,455	(57)	17,769	17,655	(114)
NGFS	MTA	207813	22870	10001723-0001	10000	515010 - Health Service-City Match	9,974	9,940	(34)	10,734	10,664	(70)
NGFS	MTA	207813	22870	10001723-0001	10000	515710 - Dependent Coverage	25,684	25,596	(88)	27,642	27,462	(180)
NGFS	MTA	207813	22870	10001723-0001	10000	516010 - Dental Coverage	2,208	2,210	2	2,304	2,308	4
NGFS	MTA	207813	22870	10001725-0001	10000	501010 - Perm Salaries-Misc-Regular	4,213,225	4,218,398	5,173	4,351,894	4,357,251	5,357
NGFS	MTA	207813	22870	10001725-0001	10000	513010 - Retire City Misc	607,305	608,050	745	605,917	606,663	746
NGFS	MTA	207813	22870	10001725-0001	10000	514020 - Social Sec-Medicare(HI Only)	67,275	67,350	75	69,290	69,368	78
NGFS	MTA	207813	22870	10001725-0001	10000	515010 - Health Service-City Match	134,072	133,616	(456)	142,894	141,968	(926)
NGFS	MTA	207813	22870	10001725-0001	10000	515020 - Retiree Health-Match-Prop B	33,797	33,834	37	34,811	34,850	39
NGFS	MTA	207813	22870	10001725-0001	10000	515030 - RetireeHlthCare-CityMatchPropC	12,602	12,616	14	12,978	12,992	14
NGFS	MTA	207813	22870	10001725-0001	10000	515710 - Dependent Coverage	301,663	300,625	(1,038)	319,163	317,089	(2,074)
NGFS	MTA	207813	22870	10001725-0001	10000	516010 - Dental Coverage	26,865	26,889	24	27,606	27,658	52
NGFS	MTA	207813	22870	10001725-0001	10000	519110 - Flexible Benefit Package	38,528	38,395	(133)	41,461	41,195	(266)
NGFS	MTA	207813	22870	10001725-0001	10000	519120 - Long Term Disability Insurance	11,292	11,313	21	11,651	11,672	21
NGFS	MTA	207813	22870	10001725-0001	10000	579050 - MTA Overhead Cost Recovery	(2,700,000)	(3,500,000)	(800,000)	(2,700,000)	(3,500,000)	(800,000)
NGFS	MTA	207813	22870	10001725-0001	10000	581130 - GF-Con-Internal Audits	151,928	153,647	1,719	156,016	157,363	1,347
NGFS	MTA	103757	22265	10001719-0023	10000	515010 - Health Service-City Match	74,156	73,903	(253)	79,511	79,003	(508)
NGFS	MTA	103757	22265	10001719-0023	10000	515710 - Dependent Coverage	164,027	163,474	(553)	175,364	174,227	(1,137)
NGFS	MTA	103757	22265	10001719-0023	10000	516010 - Dental Coverage	14,644	14,658	14	15,190	15,221	31
NGFS	MTA	103757	22265	10001719-0023	10000	519110 - Flexible Benefit Package	16,512	16,455	(57)	17,769	17,655	(114)
NGFS	MTA	207963	22260	10001719-0002	10000	515010 - Health Service-City Match	22,114	22,040	(74)	23,715	23,564	(151)
NGFS	MTA	207963	22260	10001719-0002	10000	515710 - Dependent Coverage	43,248	43,100	(148)	46,209	45,912	(297)
NGFS	MTA	207963	22260	10001719-0002	10000	516010 - Dental Coverage	3,945	3,948	3	4,091	4,100	9
NGFS	MTA	207963	22260	10001719-0002	10000	519110 - Flexible Benefit Package	5,504	5,485	(19)	5,923	5,885	(38)

**Technical Adjustments for May 1 Departments
FY 2024-25 and FY 2025-26**

GFS Type	Dept Grp	Dept ID	Fund	Project-Activity	Authority	Account - Title	FY 2024-25 May 1 Proposed	FY 2024-25 Updated	Variance FY 2024-25	FY 2025-26 May 1 Proposed	FY 2025-26 Updated	Variance FY 2025-26	
NGFS	MTA	207963	22260	10001719-0023	10000	515010 - Health Service-City Match	19,311	19,246	(65)	20,698	20,566	(132)	
NGFS	MTA	207963	22260	10001719-0023	10000	515710 - Dependent Coverage	47,434	47,273	(161)	50,715	50,388	(327)	
NGFS	MTA	207963	22260	10001719-0023	10000	516010 - Dental Coverage	4,176	4,179	3	4,331	4,341	10	
NGFS	MTA	207963	22260	10001719-0023	10000	519110 - Flexible Benefit Package	11,008	10,970	(38)	11,846	11,770	(76)	
NGFS	MTA	207963	22265	10001719-0023	10000	515010 - Health Service-City Match	18,264	18,202	(62)	19,571	19,447	(124)	
NGFS	MTA	207963	22265	10001719-0023	10000	515710 - Dependent Coverage	42,797	42,653	(144)	45,726	45,430	(296)	
NGFS	MTA	207963	22265	10001719-0023	10000	516010 - Dental Coverage	3,794	3,797	3	3,932	3,941	9	
NGFS	MTA	207963	22265	10001719-0023	10000	519110 - Flexible Benefit Package	5,504	5,485	(19)	5,923	5,885	(38)	
NGFS	MTA	207789	22265	10001719-0023	10000	515010 - Health Service-City Match	69,034	68,799	(235)	74,041	73,568	(473)	
NGFS	MTA	207789	22265	10001719-0023	10000	515710 - Dependent Coverage	157,403	156,873	(530)	168,403	167,310	(1,093)	
NGFS	MTA	207789	22265	10001719-0023	10000	516010 - Dental Coverage	13,977	13,989	12	14,507	14,535	28	
NGFS	MTA	207789	22265	10001719-0023	10000	519110 - Flexible Benefit Package	16,512	16,455	(57)	17,769	17,655	(114)	
NGFS	MTA	207790	22265	10001719-0023	10000	515010 - Health Service-City Match	9,789	9,756	(33)	10,366	10,301	(65)	
NGFS	MTA	207790	22265	10001719-0023	10000	515710 - Dependent Coverage	(5,263)	(5,249)	14	(6,334)	(6,293)	41	
NGFS	MTA	207790	22265	10001719-0023	10000	516010 - Dental Coverage	209	209	-	165	167	2	
NGFS	MTA	207790	22265	10001719-0023	10000	519110 - Flexible Benefit Package	22,016	21,940	(76)	23,692	23,540	(152)	
NGFS	MTA	207793	22265	10001719-0023	10000	515010 - Health Service-City Match	226,153	225,384	(769)	242,332	240,787	(1,545)	
NGFS	MTA	207793	22265	10001719-0023	10000	515710 - Dependent Coverage	383,286	381,990	(1,296)	408,337	405,689	(2,648)	
NGFS	MTA	207793	22265	10001719-0023	10000	516010 - Dental Coverage	36,316	36,349	33	37,575	37,646	71	
NGFS	MTA	207793	22265	10001719-0023	10000	519010 - Fringe Adjustments-Budget	-	3,821	3,821	-	3,958	3,958	
NGFS	MTA	207793	22265	10001719-0023	10000	519110 - Flexible Benefit Package	27,520	27,425	(95)	29,615	29,425	(190)	
NGFS	MTA	210714	22265	10001719-0023	10000	515010 - Health Service-City Match	29,968	29,867	(101)	32,125	31,919	(206)	
NGFS	MTA	210714	22265	10001719-0023	10000	515710 - Dependent Coverage	69,063	68,828	(235)	73,827	73,350	(477)	
NGFS	MTA	210714	22265	10001719-0023	10000	516010 - Dental Coverage	6,120	6,126	6	6,348	6,361	13	
NGFS	MTA	210714	22265	10001719-0023	10000	519110 - Flexible Benefit Package	11,008	10,970	(38)	11,846	11,770	(76)	
NGFS	MTA	103760	22265	10001719-0023	10000	515010 - Health Service-City Match	62,028	61,816	(212)	66,415	65,984	(431)	
NGFS	MTA	103760	22265	10001719-0023	10000	515710 - Dependent Coverage	108,688	108,307	(381)	115,638	114,884	(754)	
NGFS	MTA	103760	22265	10001719-0023	10000	516010 - Dental Coverage	10,256	10,265	9	10,597	10,617	20	
NGFS	MTA	103760	22265	10001719-0023	10000	519110 - Flexible Benefit Package	11,008	10,970	(38)	11,846	11,770	(76)	
NGFS	MTA	138709	22265	10001719-0023	10000	515010 - Health Service-City Match	69,759	69,523	(236)	75,075	74,589	(486)	
NGFS	MTA	138709	22265	10001719-0023	10000	515710 - Dependent Coverage	137,370	136,897	(473)	147,838	146,878	(960)	
NGFS	MTA	138709	22265	10001719-0023	10000	516010 - Dental Coverage	12,482	12,494	12	13,027	13,049	22	
NGFS	MTA	138709	22265	10001719-0023	10000	519110 - Flexible Benefit Package	2,752	2,743	(9)	2,962	2,943	(19)	
NGFS	MTA	138710	22305	10001719-0023	10000	581130 - GF-Con-Internal Audits	523,703	529,630	5,927	537,795	542,438	4,643	
NGFS	MTA	161644	22265	10001719-0023	10000	515010 - Health Service-City Match	69,304	69,068	(236)	74,542	74,064	(478)	
NGFS	MTA	161644	22265	10001719-0023	10000	515710 - Dependent Coverage	117,024	116,620	(404)	125,772	124,958	(814)	
NGFS	MTA	161644	22265	10001719-0023	10000	516010 - Dental Coverage	10,986	10,996	10	11,453	11,474	21	
NGFS	MTA	210676	22265	10001719-0023	10000	515010 - Health Service-City Match	109,140	108,773	(367)	117,415	116,665	(750)	
NGFS	MTA	210676	22265	10001719-0023	10000	515710 - Dependent Coverage	196,680	196,006	(674)	211,495	210,132	(1,363)	
NGFS	MTA	210676	22265	10001719-0023	10000	516010 - Dental Coverage	18,230	18,247	17	19,015	19,052	37	

**Technical Adjustments for May 1 Departments
FY 2024-25 and FY 2025-26**

GFS Type	Dept Grp	Dept ID	Fund	Project-Activity	Authority	Account - Title	FY 2024-25 May 1 Proposed	FY 2024-25 Updated	Variance FY 2024-25	FY 2025-26 May 1 Proposed	FY 2025-26 Updated	Variance FY 2025-26
NGFS	MTA	210676	22265	10001719-0023	10000	519110 - Flexible Benefit Package	16,512	16,455	(57)	17,769	17,655	(114)
NGFS	MTA	138717	22265	10001719-0023	10000	501010 - Perm Salaries-Misc-Regular	1,770,614	1,771,642	1,028	1,845,641	1,846,705	1,064
NGFS	MTA	138717	22265	10001719-0023	10000	513010 - Retire City Misc	254,769	254,922	153	256,590	256,743	153
NGFS	MTA	138717	22265	10001719-0023	10000	514010 - Social Security (OASDI & HI)	96,982	97,045	63	103,474	103,540	66
NGFS	MTA	138717	22265	10001719-0023	10000	514020 - Social Sec-Medicare(HI Only)	25,879	25,894	15	26,965	26,981	16
NGFS	MTA	138717	22265	10001719-0023	10000	515010 - Health Service-City Match	51,097	50,924	(173)	54,990	54,633	(357)
NGFS	MTA	138717	22265	10001719-0023	10000	515020 - Retiree Health-Match-Prop B	12,999	13,006	7	13,546	13,554	8
NGFS	MTA	138717	22265	10001719-0023	10000	515030 - RetireeHlthCare-CityMatchPropC	4,846	4,849	3	5,050	5,053	3
NGFS	MTA	138717	22265	10001719-0023	10000	515710 - Dependent Coverage	116,857	116,456	(401)	125,762	124,947	(815)
NGFS	MTA	138717	22265	10001719-0023	10000	516010 - Dental Coverage	10,379	10,388	9	10,829	10,850	21
NGFS	MTA	138717	22265	10001719-0023	10000	519110 - Flexible Benefit Package	16,512	16,455	(57)	17,769	17,655	(114)
NGFS	MTA	138717	22265	10001719-0023	10000	519120 - Long Term Disability Insurance	4,480	4,484	4	4,691	4,695	4
NGFS	MTA	138719	22265	10001719-0023	10000	515010 - Health Service-City Match	40,974	40,833	(141)	44,137	43,849	(288)
NGFS	MTA	138719	22265	10001719-0023	10000	515710 - Dependent Coverage	93,336	93,013	(323)	100,617	99,960	(657)
NGFS	MTA	138719	22265	10001719-0023	10000	516010 - Dental Coverage	8,236	8,243	7	8,606	8,620	14
NGFS	MTA	146649	22260	10001719-0023	10000	501010 - Perm Salaries-Misc-Regular	977,678	989,400	11,722	1,025,129	1,037,267	12,138
NGFS	MTA	146649	22260	10001719-0023	10000	513010 - Retire City Misc	139,855	141,553	1,698	141,706	143,403	1,697
NGFS	MTA	146649	22260	10001719-0023	10000	514010 - Social Security (OASDI & HI)	64,527	65,255	728	67,471	68,226	755
NGFS	MTA	146649	22260	10001719-0023	10000	514020 - Social Sec-Medicare(HI Only)	15,090	15,260	170	15,777	15,954	177
NGFS	MTA	146649	22260	10001719-0023	10000	515010 - Health Service-City Match	34,692	34,574	(118)	37,336	37,092	(244)
NGFS	MTA	146649	22260	10001719-0023	10000	515020 - Retiree Health-Match-Prop B	7,582	7,667	85	7,929	8,015	86
NGFS	MTA	146649	22260	10001719-0023	10000	515030 - RetireeHlthCare-CityMatchPropC	2,829	2,861	32	2,960	2,990	30
NGFS	MTA	146649	22260	10001719-0023	10000	515710 - Dependent Coverage	75,392	75,132	(260)	81,140	80,610	(530)
NGFS	MTA	146649	22260	10001719-0023	10000	516010 - Dental Coverage	6,724	6,730	6	7,015	7,027	12
NGFS	MTA	146649	22260	10001719-0023	10000	519120 - Long Term Disability Insurance	4,008	4,055	47	4,199	4,253	54
NGFS	MTA	207962	22265	10001719-0023	10000	501010 - Perm Salaries-Misc-Regular	4,318,865	4,329,211	10,346	4,483,482	4,494,196	10,714
NGFS	MTA	207962	22265	10001719-0023	10000	513010 - Retire City Misc	621,851	623,341	1,490	623,602	625,094	1,492
NGFS	MTA	207962	22265	10001719-0023	10000	514020 - Social Sec-Medicare(HI Only)	65,424	65,574	150	67,807	67,963	156
NGFS	MTA	207962	22265	10001719-0023	10000	515010 - Health Service-City Match	115,464	115,070	(394)	124,347	123,535	(812)
NGFS	MTA	207962	22265	10001719-0023	10000	515020 - Retiree Health-Match-Prop B	32,861	32,935	74	34,066	34,144	78
NGFS	MTA	207962	22265	10001719-0023	10000	515030 - RetireeHlthCare-CityMatchPropC	12,260	12,288	28	12,700	12,728	28
NGFS	MTA	207962	22265	10001719-0023	10000	515710 - Dependent Coverage	284,729	283,751	(978)	306,767	304,769	(1,998)
NGFS	MTA	207962	22265	10001719-0023	10000	516010 - Dental Coverage	24,696	24,718	22	25,796	25,840	44
NGFS	MTA	207962	22265	10001719-0023	10000	519120 - Long Term Disability Insurance	17,707	17,749	42	18,381	18,423	42
NGFS	MTA	138711	22265	10001719-0023	10000	515010 - Health Service-City Match	13,941	13,894	(47)	15,003	14,906	(97)
NGFS	MTA	138711	22265	10001719-0023	10000	515710 - Dependent Coverage	41,666	41,524	(142)	44,841	44,551	(290)
NGFS	MTA	138711	22265	10001719-0023	10000	516010 - Dental Coverage	3,554	3,557	3	3,708	3,716	8
NGFS	MTA	138711	22265	10001719-0023	10000	519110 - Flexible Benefit Package	11,008	10,970	(38)	11,846	11,770	(76)
NGFS	MTA	138711	22265	10001719-0023	10000	581120 - GF-Con-Financial Systems	670,770	708,065	37,295	695,387	736,537	41,150
NGFS	MTA	138713	22265	10001719-0023	10000	515010 - Health Service-City Match	31,937	31,829	(108)	34,371	34,150	(221)

**Technical Adjustments for May 1 Departments
FY 2024-25 and FY 2025-26**

GFS Type	Dept Grp	Dept ID	Fund	Project-Activity	Authority	Account - Title	FY 2024-25 May 1 Proposed	FY 2024-25 Updated	Variance FY 2024-25	FY 2025-26 May 1 Proposed	FY 2025-26 Updated	Variance FY 2025-26
NGFS	MTA	138713	22265	10001719-0023	10000	515710 - Dependent Coverage	41,116	40,971	(145)	44,247	43,961	(286)
NGFS	MTA	138713	22265	10001719-0023	10000	516010 - Dental Coverage	4,223	4,226	3	4,406	4,414	8
NGFS	MTA	138713	22265	10001719-0023	10000	519110 - Flexible Benefit Package	5,504	5,485	(19)	5,923	5,885	(38)
NGFS	MTA	138715	22265	10001719-0023	10000	515010 - Health Service-City Match	10,735	10,699	(36)	11,553	11,479	(74)
NGFS	MTA	138715	22265	10001719-0023	10000	515710 - Dependent Coverage	25,518	25,431	(87)	27,462	27,285	(177)
NGFS	MTA	138715	22265	10001719-0023	10000	516010 - Dental Coverage	2,251	2,253	2	2,349	2,354	5
NGFS	MTA	138715	22265	10001719-0023	10000	519110 - Flexible Benefit Package	5,504	5,485	(19)	5,923	5,885	(38)
NGFS	MTA	210675	22265	10001719-0023	10000	515010 - Health Service-City Match	9,974	9,940	(34)	10,734	10,664	(70)
NGFS	MTA	210675	22265	10001719-0023	10000	515710 - Dependent Coverage	25,684	25,596	(88)	27,642	27,462	(180)
NGFS	MTA	210675	22265	10001719-0023	10000	516010 - Dental Coverage	2,208	2,210	2	2,304	2,308	4
NGFS	MTA	139650	22870	10001723-0001	10000	515010 - Health Service-City Match	247,169	246,340	(829)	265,966	264,268	(1,698)
NGFS	MTA	139650	22870	10001723-0001	10000	515710 - Dependent Coverage	398,108	396,740	(1,368)	428,263	425,505	(2,758)
NGFS	MTA	139650	22870	10001723-0001	10000	516010 - Dental Coverage	37,792	37,828	36	39,436	39,510	74
NGFS	MTA	139650	22870	10001723-0001	10000	519110 - Flexible Benefit Package	11,008	10,970	(38)	11,846	11,770	(76)
NGFS	MTA	139651	22260	10001719-0023	10000	509010 - Premium Pay - Misc	158,521	211,119	52,598	158,521	212,983	54,462
NGFS	MTA	139651	22260	10001719-0023	10000	514010 - Social Security (OASDI & HI)	322,825	326,086	3,261	336,878	340,255	3,377
NGFS	MTA	139651	22260	10001719-0023	10000	514020 - Social Sec-Medicare(HI Only)	77,066	77,829	763	80,207	80,997	790
NGFS	MTA	139651	22260	10001719-0023	10000	515010 - Health Service-City Match	328,535	327,433	(1,102)	353,533	351,279	(2,254)
NGFS	MTA	139651	22260	10001719-0023	10000	515020 - Retiree Health-Match-Prop B	38,683	39,066	383	40,302	40,699	397
NGFS	MTA	139651	22260	10001719-0023	10000	515030 - RetireeHlthCare-CityMatchPropC	14,425	14,568	143	15,029	15,177	148
NGFS	MTA	139651	22260	10001719-0023	10000	515710 - Dependent Coverage	522,553	520,757	(1,796)	562,184	558,566	(3,618)
NGFS	MTA	139651	22260	10001719-0023	10000	516010 - Dental Coverage	49,804	49,852	48	51,975	52,074	99
NGFS	MTA	139651	22260	10001719-0023	10000	519110 - Flexible Benefit Package	22,016	21,940	(76)	23,692	23,540	(152)
NGFS	MTA	207784	22260	10001719-0009	10000	515010 - Health Service-City Match	(1,489)	(1,484)	5	(1,603)	(1,593)	10
NGFS	MTA	207784	22260	10001719-0009	10000	515710 - Dependent Coverage	(5,873)	(5,853)	20	(6,321)	(6,280)	41
NGFS	MTA	207784	22260	10001719-0009	10000	516010 - Dental Coverage	(469)	(470)	(1)	(490)	(491)	(1)
NGFS	MTA	207785	22260	10001719-0009	10000	515010 - Health Service-City Match	(4,507)	(4,492)	15	(4,851)	(4,819)	32
NGFS	MTA	207785	22260	10001719-0009	10000	515710 - Dependent Coverage	(17,774)	(17,714)	60	(19,129)	(19,005)	124
NGFS	MTA	207785	22260	10001719-0009	10000	516010 - Dental Coverage	(1,421)	(1,422)	(1)	(1,483)	(1,486)	(3)
NGFS	MTA	207786	22260	10001719-0009	10000	515010 - Health Service-City Match	(33,354)	(33,242)	112	(35,896)	(35,664)	232
NGFS	MTA	207786	22260	10001719-0009	10000	515710 - Dependent Coverage	(131,529)	(131,087)	442	(141,556)	(140,641)	915
NGFS	MTA	207786	22260	10001719-0009	10000	516010 - Dental Coverage	(10,513)	(10,523)	(10)	(10,973)	(10,994)	(21)
NGFS	MTA	175647	22870	10001719-0023	10000	515010 - Health Service-City Match	4,477	4,462	(15)	4,818	4,787	(31)
NGFS	MTA	175647	22870	10001719-0023	10000	515710 - Dependent Coverage	14,412	14,363	(49)	15,510	15,410	(100)
NGFS	MTA	175647	22870	10001719-0023	10000	516010 - Dental Coverage	1,225	1,226	1	1,278	1,281	3
NGFS	MTA	175647	22870	10001719-0023	10000	519110 - Flexible Benefit Package	5,504	5,485	(19)	5,923	5,885	(38)
NGFS	MTA	175647	22870	10001723-0001	10000	515010 - Health Service-City Match	42,009	41,866	(143)	45,210	44,915	(295)
NGFS	MTA	175647	22870	10001723-0001	10000	515710 - Dependent Coverage	90,672	90,359	(313)	97,584	96,948	(636)
NGFS	MTA	175647	22870	10001723-0001	10000	516010 - Dental Coverage	8,084	8,091	7	8,434	8,449	15
NGFS	MTA	207781	22260	10001719-0023	10000	515010 - Health Service-City Match	81,824	81,546	(278)	88,059	87,487	(572)

**Technical Adjustments for May 1 Departments
FY 2024-25 and FY 2025-26**

GFS Type	Dept Grp	Dept ID	Fund	Project-Activity	Authority	Account - Title	FY 2024-25 May 1 Proposed	FY 2024-25 Updated	Variance FY 2024-25	FY 2025-26 May 1 Proposed	FY 2025-26 Updated	Variance FY 2025-26
NGFS	MTA	207781	22260	10001719-0023	10000	515710 - Dependent Coverage	203,570	202,873	(697)	219,087	217,663	(1,424)
NGFS	MTA	207781	22260	10001719-0023	10000	516010 - Dental Coverage	17,629	17,645	16	18,396	18,429	33
NGFS	MTA	207781	22260	10001719-0023	10000	519110 - Flexible Benefit Package	5,504	5,485	(19)	5,923	5,885	(38)
NGFS	MTA	207781	22305	10001719-0023	10000	520100 - Overhead Recovery	-	3,250	3,250	-	3,366	3,366
NGFS	MTA	207781	22305	10001719-0023	10000	520100 - Overhead Recovery	-	(2,174,606)	(2,174,606)	0	(2,242,856)	(2,242,856)
NGFS	MTA	207781	22305	10001719-0023	10000	579030 - MTA Division OH Cost Recover	(2,174,615)	-	2,174,615	(2,242,874)	-	2,242,874
NGFS	MTA	207781	22305	10001719-0023	10000	581920 - GF-HRc Surety Bond	177,810	177,801	(9)	178,851	178,833	(18)
NGFS	MTA	210845	22260	10001719-0023	10000	515010 - Health Service-City Match	48,146	47,981	(165)	51,815	51,484	(331)
NGFS	MTA	210845	22260	10001719-0023	10000	515710 - Dependent Coverage	106,994	106,636	(358)	115,152	114,403	(749)
NGFS	MTA	210845	22260	10001719-0023	10000	516010 - Dental Coverage	9,490	9,499	9	9,903	9,921	18
NGFS	MTA	138701	22265	10001719-0023	10000	515010 - Health Service-City Match	7,197	7,172	(25)	7,323	7,276	(47)
NGFS	MTA	138701	22265	10001719-0023	10000	515710 - Dependent Coverage	22,223	22,148	(75)	22,254	22,109	(145)
NGFS	MTA	138701	22265	10001719-0023	10000	516010 - Dental Coverage	1,841	1,842	1	1,793	1,795	2
NGFS	MTA	138701	22265	10038850-0001	10000	515010 - Health Service-City Match	9,560	9,527	(33)	9,866	9,803	(63)
NGFS	MTA	138701	22265	10038850-0001	10000	515710 - Dependent Coverage	17,302	17,242	(60)	16,957	16,847	(110)
NGFS	MTA	138701	22265	10038850-0001	10000	516010 - Dental Coverage	1,599	1,600	1	1,540	1,542	2
NGFS	MTA	210687	22265	10037953-0001	10000	515010 - Health Service-City Match	37,033	36,908	(125)	42,934	42,657	(277)
NGFS	MTA	210687	22265	10037953-0001	10000	515710 - Dependent Coverage	61,475	61,261	(214)	78,301	77,794	(507)
NGFS	MTA	210687	22265	10037953-0001	10000	516010 - Dental Coverage	5,935	5,940	5	7,133	7,149	16
NGFS	MTA	210687	22265	10037953-0001	10000	519110 - Flexible Benefit Package	16,512	16,455	(57)	17,769	17,655	(114)
NGFS	MTA	210688	22265	10001719-0023	10000	515010 - Health Service-City Match	62,389	62,179	(210)	63,768	63,356	(412)
NGFS	MTA	210688	22265	10001719-0023	10000	515710 - Dependent Coverage	144,911	144,413	(498)	142,644	141,721	(923)
NGFS	MTA	210688	22265	10001719-0023	10000	516010 - Dental Coverage	12,901	12,912	11	12,429	12,455	26
NGFS	MTA	210688	22265	10001719-0023	10000	519110 - Flexible Benefit Package	33,024	32,910	(114)	35,538	35,310	(228)
NGFS	MTA	207907	22265	10001719-0023	10000	515010 - Health Service-City Match	15,212	15,161	(51)	16,371	16,266	(105)
NGFS	MTA	207907	22265	10001719-0023	10000	515710 - Dependent Coverage	39,930	39,794	(136)	42,972	42,695	(277)
NGFS	MTA	207907	22265	10001719-0023	10000	516010 - Dental Coverage	3,476	3,479	3	3,627	3,635	8
NGFS	MTA	207907	22265	10001719-0023	10000	519110 - Flexible Benefit Package	11,008	10,970	(38)	11,846	11,770	(76)
NGFS	MTA	138678	22431	10012000-0003	14428	475414 - Transit Sustainability Fee	26,400	-	(26,400)	-	-	-
NGFS	MTA	138678	22431	10012000-0003	14428	475414 - Transit Sustainability Fee	-	-	-	45,708	-	(45,708)
NGFS	MTA	138678	22431	10012000-0004	14428	567000 - Bldgs,Struct&Imprv Proj-Budget	26,400	-	(26,400)	45,708	-	(45,708)
NGFS	MTA	138678	22431	10012000-0006	14428	475414 - Transit Sustainability Fee	-	26,400	26,400	-	-	-
NGFS	MTA	138678	22431	10012000-0006	14428	567000 - Bldgs,Struct&Imprv Proj-Budget	0	26,400	26,400	-	-	-
NGFS	MTA	138678	22431	10012000-0007	14428	475414 - Transit Sustainability Fee	-	-	-	0	45,708	45,708
NGFS	MTA	138678	22431	10012000-0007	14428	567000 - Bldgs,Struct&Imprv Proj-Budget	-	-	-	0	45,708	45,708
NGFS	MTA	138678	22431	10012001-0006	14429	475414 - Transit Sustainability Fee	691,196	-	(691,196)	-	-	-
NGFS	MTA	138678	22431	10012001-0006	14429	475414 - Transit Sustainability Fee	-	-	-	731,328	-	(731,328)
NGFS	MTA	138678	22431	10012001-0006	14429	567000 - Bldgs,Struct&Imprv Proj-Budget	691,196	-	(691,196)	731,328	-	(731,328)
NGFS	MTA	138678	22431	10012001-0008	14429	475414 - Transit Sustainability Fee	0	691,196	691,196	-	-	-
NGFS	MTA	138678	22431	10012001-0008	14429	567000 - Bldgs,Struct&Imprv Proj-Budget	0	691,196	691,196	-	-	-

**Technical Adjustments for May 1 Departments
FY 2024-25 and FY 2025-26**

GFS Type	Dept Grp	Dept ID	Fund	Project-Activity	Authority	Account - Title	FY 2024-25 May 1 Proposed	FY 2024-25 Updated	Variance FY 2024-25	FY 2025-26 May 1 Proposed	FY 2025-26 Updated	Variance FY 2025-26
NGFS	MTA	138678	22431	10012001-0009	14429	475414 - Transit Sustainability Fee	-	-	-	0	731,328	731,328
NGFS	MTA	138678	22431	10012001-0009	14429	567000 - Bldgs,Struct&Imprv Proj-Budget	-	-	-	0	731,328	731,328
NGFS	MTA	138678	22455	10034129-0005	20560	495025 - ITI Fr 5M-MTA Transit Funds	402,500	-	(402,500)	732,500	-	(732,500)
NGFS	MTA	138678	22455	10034129-0007	20560	495025 - ITI Fr 5M-MTA Transit Funds	-	402,500	402,500	-	732,500	732,500
NGFS	MTA	138688	22305	10001721-0023	10000	520100 - Overhead Recovery	-	(1,610,868)	(1,610,868)	0	(1,640,606)	(1,640,606)
NGFS	MTA	138688	22305	10001721-0023	10000	579030 - MTA Division OH Cost Recover	(1,611,469)	-	1,611,469	(1,648,027)	-	1,648,027
NGFS	MTA	138688	22305	10001721-0023	10000	581210 - DT Technology Infrastructure	200,453	199,852	(601)	222,011	214,590	(7,421)
NGFS	MTA	149686	22260	10001724-0002	10000	515010 - Health Service-City Match	4,477	4,462	(15)	4,818	4,787	(31)
NGFS	MTA	149686	22260	10001724-0002	10000	515710 - Dependent Coverage	14,412	14,363	(49)	15,510	15,410	(100)
NGFS	MTA	149686	22260	10001724-0002	10000	516010 - Dental Coverage	1,225	1,226	1	1,278	1,281	3
NGFS	MTA	149686	22260	10001724-0002	10000	519110 - Flexible Benefit Package	5,504	5,485	(19)	5,923	5,885	(38)
NGFS	MTA	149686	22260	10001724-0016	10000	501010 - Perm Salaries-Misc-Regular	4,598,703	4,603,771	5,068	4,765,851	4,771,098	5,247
NGFS	MTA	149686	22260	10001724-0016	10000	513010 - Retire City Misc	667,289	668,040	751	668,288	669,041	753
NGFS	MTA	149686	22260	10001724-0016	10000	514010 - Social Security (OASDI & HI)	281,110	281,423	313	293,004	293,328	324
NGFS	MTA	149686	22260	10001724-0016	10000	514020 - Social Sec-Medicare(HI Only)	67,700	67,773	73	70,120	70,197	77
NGFS	MTA	149686	22260	10001724-0016	10000	515010 - Health Service-City Match	119,913	119,519	(394)	128,295	127,470	(825)
NGFS	MTA	149686	22260	10001724-0016	10000	515020 - Retiree Health-Match-Prop B	34,001	34,039	38	35,229	35,268	39
NGFS	MTA	149686	22260	10001724-0016	10000	515030 - RetireeHlthCare-CityMatchPropC	12,679	12,693	14	13,137	13,152	15
NGFS	MTA	149686	22260	10001724-0016	10000	515710 - Dependent Coverage	530,693	528,903	(1,790)	568,157	564,480	(3,677)
NGFS	MTA	149686	22260	10001724-0016	10000	516010 - Dental Coverage	41,077	41,116	39	42,630	42,721	91
NGFS	MTA	149686	22260	10001724-0016	10000	519110 - Flexible Benefit Package	11,008	10,970	(38)	11,846	11,770	(76)
NGFS	MTA	149686	22260	10001724-0016	10000	519120 - Long Term Disability Insurance	15,272	15,278	6	15,833	15,837	4
NGFS	MTA	207852	22260	10001724-0016	10000	501010 - Perm Salaries-Misc-Regular	688,360	695,031	6,671	739,566	746,474	6,908
NGFS	MTA	207852	22260	10001724-0016	10000	513010 - Retire City Misc	95,566	96,527	961	99,333	100,294	961
NGFS	MTA	207852	22260	10001724-0016	10000	514010 - Social Security (OASDI & HI)	30,750	30,774	24	34,933	34,958	25
NGFS	MTA	207852	22260	10001724-0016	10000	514020 - Social Sec-Medicare(HI Only)	10,070	10,166	96	10,812	10,912	100
NGFS	MTA	207852	22260	10001724-0016	10000	515010 - Health Service-City Match	17,406	17,347	(59)	18,774	18,653	(121)
NGFS	MTA	207852	22260	10001724-0016	10000	515020 - Retiree Health-Match-Prop B	5,058	5,107	49	5,432	5,482	50
NGFS	MTA	207852	22260	10001724-0016	10000	515030 - RetireeHlthCare-CityMatchPropC	1,884	1,902	18	2,025	2,044	19
NGFS	MTA	207852	22260	10001724-0016	10000	515710 - Dependent Coverage	20,819	20,743	(76)	22,571	22,422	(149)
NGFS	MTA	207852	22260	10001724-0016	10000	516010 - Dental Coverage	2,218	2,220	2	2,327	2,331	4
NGFS	MTA	207852	22260	10001724-0016	10000	519110 - Flexible Benefit Package	5,504	5,485	(19)	5,923	5,885	(38)
NGFS	MTA	207852	22260	10001724-0016	10000	519120 - Long Term Disability Insurance	1,897	1,925	28	2,076	2,104	28
NGFS	MTA	207854	22260	10001724-0016	10000	501010 - Perm Salaries-Misc-Regular	797,248	799,736	2,488	857,546	860,126	2,580
NGFS	MTA	207854	22260	10001724-0016	10000	513010 - Retire City Misc	111,735	112,096	361	116,321	116,682	361
NGFS	MTA	207854	22260	10001724-0016	10000	514010 - Social Security (OASDI & HI)	86,116	86,270	154	89,856	90,015	159
NGFS	MTA	207854	22260	10001724-0016	10000	514020 - Social Sec-Medicare(HI Only)	20,143	20,178	35	21,015	21,051	36
NGFS	MTA	207854	22260	10001724-0016	10000	515010 - Health Service-City Match	26,153	26,067	(86)	28,145	27,967	(178)
NGFS	MTA	207854	22260	10001724-0016	10000	515020 - Retiree Health-Match-Prop B	10,116	10,135	19	10,557	10,578	21
NGFS	MTA	207854	22260	10001724-0016	10000	515030 - RetireeHlthCare-CityMatchPropC	3,773	3,780	7	3,937	3,944	7

**Technical Adjustments for May 1 Departments
FY 2024-25 and FY 2025-26**

GFS Type	Dept Grp	Dept ID	Fund	Project-Activity	Authority	Account - Title	FY 2024-25 May 1 Proposed	FY 2024-25 Updated	Variance FY 2024-25	FY 2025-26 May 1 Proposed	FY 2025-26 Updated	Variance FY 2025-26
NGFS	MTA	207854	22260	10001724-0016	10000	515710 - Dependent Coverage	106,422	106,067	(355)	114,537	113,797	(740)
NGFS	MTA	207854	22260	10001724-0016	10000	516010 - Dental Coverage	8,272	8,282	10	8,631	8,651	20
NGFS	MTA	207854	22260	10001724-0016	10000	519120 - Long Term Disability Insurance	2,571	2,581	10	2,794	2,801	7
NGFS	MTA	207854	22260	10001724-0016	10000	579050 - MTA Overhead Cost Recovery	(17,000)	-	17,000	(17,000)	-	17,000
NGFS	MTA	207854	22260	10033100-0021	10000	501010 - Perm Salaries-Misc-Regular	305,799	307,072	1,273	324,128	325,452	1,324
NGFS	MTA	207854	22260	10033100-0021	10000	513010 - Retire City Misc	44,824	45,012	188	45,938	46,126	188
NGFS	MTA	207854	22260	10033100-0021	10000	514010 - Social Security (OASDI & HI)	18,959	19,038	79	20,096	20,178	82
NGFS	MTA	207854	22260	10033100-0021	10000	514020 - Social Sec-Medicare(HI Only)	4,432	4,452	20	4,700	4,717	17
NGFS	MTA	207854	22260	10033100-0021	10000	515010 - Health Service-City Match	7,135	7,112	(23)	7,679	7,631	(48)
NGFS	MTA	207854	22260	10033100-0021	10000	515020 - Retiree Health-Match-Prop B	2,227	2,236	9	2,360	2,372	12
NGFS	MTA	207854	22260	10033100-0021	10000	515030 - RetireeHlthCare-CityMatchProp(832	836	4	882	886	4
NGFS	MTA	207854	22260	10033100-0021	10000	515710 - Dependent Coverage	40,590	40,454	(136)	43,685	43,403	(282)
NGFS	MTA	207854	22260	10033100-0021	10000	516010 - Dental Coverage	3,067	3,069	2	3,199	3,207	8
NGFS	MTA	207854	22260	10033100-0021	10000	519120 - Long Term Disability Insurance	1,254	1,259	5	1,329	1,333	4
NGFS	MTA	207855	22260	10001724-0016	10000	515010 - Health Service-City Match	38,867	38,749	(118)	40,823	40,557	(266)
NGFS	MTA	207855	22260	10001724-0016	10000	515710 - Dependent Coverage	294,220	293,226	(994)	312,660	310,634	(2,026)
NGFS	MTA	207855	22260	10001724-0016	10000	516010 - Dental Coverage	21,335	21,351	16	21,946	21,996	50
NGFS	MTA	207855	22260	10033100-0021	10000	515010 - Health Service-City Match	(1,421)	(1,415)	6	(1,529)	(1,519)	10
NGFS	MTA	207855	22260	10033100-0021	10000	515710 - Dependent Coverage	8,018	7,991	(27)	8,630	8,574	(56)
NGFS	MTA	207855	22260	10033100-0021	10000	516010 - Dental Coverage	434	433	(1)	451	453	2
NGFS	MTA	207856	22260	10001724-0016	10000	501010 - Perm Salaries-Misc-Regular	5,405,440	5,409,370	3,930	5,652,432	5,660,307	7,875
NGFS	MTA	207856	22260	10001724-0016	10000	513010 - Retire City Misc	768,697	769,263	566	776,524	777,620	1,096
NGFS	MTA	207856	22260	10001724-0016	10000	514010 - Social Security (OASDI & HI)	347,040	347,059	19	367,627	367,647	20
NGFS	MTA	207856	22260	10001724-0016	10000	514020 - Social Sec-Medicare(HI Only)	83,256	83,313	57	86,849	86,963	114
NGFS	MTA	207856	22260	10001724-0016	10000	515010 - Health Service-City Match	69,520	69,314	(206)	73,483	73,003	(480)
NGFS	MTA	207856	22260	10001724-0016	10000	515020 - Retiree Health-Match-Prop B	41,831	41,859	28	43,622	43,681	59
NGFS	MTA	207856	22260	10001724-0016	10000	515030 - RetireeHlthCare-CityMatchProp(15,590	15,601	11	16,262	16,283	21
NGFS	MTA	207856	22260	10001724-0016	10000	515710 - Dependent Coverage	577,008	575,054	(1,954)	615,677	611,686	(3,991)
NGFS	MTA	207856	22260	10001724-0016	10000	516010 - Dental Coverage	41,419	41,445	26	42,788	42,885	97
NGFS	MTA	207856	22260	10001724-0016	10000	519120 - Long Term Disability Insurance	22,174	22,191	17	23,164	23,197	33
NGFS	MTA	207856	22260	10033100-0021	10000	501010 - Perm Salaries-Misc-Regular	428,997	430,808	1,811	482,837	486,614	3,777
NGFS	MTA	207856	22260	10033100-0021	10000	513010 - Retire City Misc	59,710	59,970	260	65,208	65,733	525
NGFS	MTA	207856	22260	10033100-0021	10000	514020 - Social Sec-Medicare(HI Only)	6,221	6,247	26	7,000	7,055	55
NGFS	MTA	207856	22260	10033100-0021	10000	515010 - Health Service-City Match	(622)	(517)	5	(559)	(557)	2
NGFS	MTA	207856	22260	10033100-0021	10000	515020 - Retiree Health-Match-Prop B	3,124	3,137	13	3,518	3,546	28
NGFS	MTA	207856	22260	10033100-0021	10000	515030 - RetireeHlthCare-CityMatchProp(1,165	1,170	5	1,311	1,321	10
NGFS	MTA	207856	22260	10033100-0021	10000	515710 - Dependent Coverage	43,003	42,857	(146)	46,282	45,984	(298)
NGFS	MTA	207856	22260	10033100-0021	10000	516010 - Dental Coverage	2,827	2,827	-	2,947	2,956	9
NGFS	MTA	207856	22260	10033100-0021	10000	519120 - Long Term Disability Insurance	1,758	1,766	8	1,981	1,997	16
NGFS	MTA	207857	22260	10001724-0016	10000	579050 - MTA Overhead Cost Recovery	(1,685,949)	(1,600,000)	85,949	(1,685,949)	(1,650,000)	35,949

**Technical Adjustments for May 1 Departments
FY 2024-25 and FY 2025-26**

GFS Type	Dept Grp	Dept ID	Fund	Project-Activity	Authority	Account - Title	FY 2024-25 May 1 Proposed	FY 2024-25 Updated	Variance FY 2024-25	FY 2025-26 May 1 Proposed	FY 2025-26 Updated	Variance FY 2025-26
NGFS	MTA	207859	22260	10001724-0016	10000	501010 - Perm Salaries-Misc-Regular	3,047,707	3,048,099	392	3,188,115	3,188,521	406
NGFS	MTA	207859	22260	10001724-0016	10000	513010 - Retire City Misc	431,342	431,399	57	435,858	435,915	57
NGFS	MTA	207859	22260	10001724-0016	10000	514010 - Social Security (OASDI & HI)	215,481	215,505	24	224,177	224,202	25
NGFS	MTA	207859	22260	10001724-0016	10000	514020 - Social Sec-Medicare(HI Only)	50,405	50,410	5	52,426	52,432	6
NGFS	MTA	207859	22260	10001724-0016	10000	515010 - Health Service-City Match	40,466	40,348	(118)	43,010	42,729	(281)
NGFS	MTA	207859	22260	10001724-0016	10000	515020 - Retiree Health-Match-Prop B	25,311	25,314	3	26,347	26,350	3
NGFS	MTA	207859	22260	10001724-0016	10000	515030 - RetireeHlthCare-CityMatchPropC	9,429	9,430	1	9,831	9,832	1
NGFS	MTA	207859	22260	10001724-0016	10000	515710 - Dependent Coverage	346,601	345,429	(1,172)	370,865	368,462	(2,403)
NGFS	MTA	207859	22260	10001724-0016	10000	516010 - Dental Coverage	24,860	24,877	17	25,763	25,821	58
NGFS	MTA	207859	22260	10001724-0016	10000	519120 - Long Term Disability Insurance	12,487	12,489	2	13,070	13,071	1
NGFS	MTA	207860	22260	10001724-0021	10000	515010 - Health Service-City Match	217,978	217,245	(733)	233,485	231,978	(1,507)
NGFS	MTA	207860	22260	10001724-0021	10000	515710 - Dependent Coverage	648,941	646,782	(2,159)	694,092	689,591	(4,501)
NGFS	MTA	207860	22260	10001724-0021	10000	516010 - Dental Coverage	52,949	53,038	89	54,926	55,035	109
NGFS	MTA	207860	22260	10001724-0021	10000	519110 - Flexible Benefit Package	11,008	10,970	(38)	11,846	11,770	(76)
NGFS	MTA	207860	22260	10033100-0021	10000	515010 - Health Service-City Match	18,126	18,065	(61)	19,507	19,381	(126)
NGFS	MTA	207860	22260	10033100-0021	10000	515710 - Dependent Coverage	54,169	53,989	(180)	58,299	57,921	(378)
NGFS	MTA	207860	22260	10033100-0021	10000	516010 - Dental Coverage	4,439	4,446	7	4,633	4,642	9
NGFS	MTA	207861	22260	10001724-0021	10000	579050 - MTA Overhead Cost Recovery	(46,615)	-	46,615	(46,615)	-	46,615
NGFS	MTA	149699	22260	10001724-0002	10000	515010 - Health Service-City Match	69,946	69,708	(238)	75,316	74,827	(489)
NGFS	MTA	149699	22260	10001724-0002	10000	515710 - Dependent Coverage	136,596	136,120	(476)	147,171	146,211	(960)
NGFS	MTA	149699	22260	10001724-0002	10000	516010 - Dental Coverage	12,577	12,587	10	13,135	13,158	23
NGFS	MTA	149699	22260	10001724-0002	10000	519110 - Flexible Benefit Package	16,512	16,455	(57)	17,769	17,655	(114)
NGFS	MTA	149699	22260	10001724-0002	10000	581130 - GF-Con-Internal Audits	1,649,831	1,668,503	18,672	1,694,225	1,708,854	14,629
NGFS	MTA	159644	22260	10001724-0009	10000	515010 - Health Service-City Match	4,987	4,970	(17)	5,367	5,332	(35)
NGFS	MTA	159644	22260	10001724-0009	10000	515710 - Dependent Coverage	12,842	12,798	(44)	13,821	13,731	(90)
NGFS	MTA	159644	22260	10001724-0009	10000	516010 - Dental Coverage	1,104	1,105	1	1,152	1,154	2
NGFS	MTA	205662	22260	10001724-0009	10000	501010 - Perm Salaries-Misc-Regular	2,631,298	2,638,308	7,010	2,761,223	2,768,481	7,258
NGFS	MTA	205662	22260	10001724-0009	10000	513010 - Retire City Misc	384,511	385,547	1,036	390,090	391,126	1,036
NGFS	MTA	205662	22260	10001724-0009	10000	514010 - Social Security (OASDI & HI)	192,087	192,521	434	200,507	200,957	450
NGFS	MTA	205662	22260	10001724-0009	10000	514020 - Social Sec-Medicare(HI Only)	45,049	45,151	102	46,932	47,038	106
NGFS	MTA	205662	22260	10001724-0009	10000	515010 - Health Service-City Match	50,139	49,977	(162)	53,032	52,694	(338)
NGFS	MTA	205662	22260	10001724-0009	10000	515020 - Retiree Health-Match-Prop B	22,620	22,671	51	23,573	23,627	54
NGFS	MTA	205662	22260	10001724-0009	10000	515030 - RetireeHlthCare-CityMatchPropC	8,439	8,457	18	8,783	8,803	20
NGFS	MTA	205662	22260	10001724-0009	10000	515710 - Dependent Coverage	383,946	382,651	(1,295)	409,562	406,910	(2,652)
NGFS	MTA	205662	22260	10001724-0009	10000	516010 - Dental Coverage	27,661	27,691	30	28,577	28,645	68
NGFS	MTA	205662	22260	10001724-0009	10000	519120 - Long Term Disability Insurance	4,612	4,634	22	4,928	4,952	24
NGFS	MTA	207886	22260	10001724-0002	10000	515010 - Health Service-City Match	16,267	16,212	(55)	17,506	17,394	(112)
NGFS	MTA	207886	22260	10001724-0002	10000	515710 - Dependent Coverage	23,693	23,610	(83)	25,496	25,332	(164)
NGFS	MTA	207886	22260	10001724-0002	10000	516010 - Dental Coverage	2,394	2,396	2	2,498	2,503	5
NGFS	MTA	207886	22260	10001724-0002	10000	519110 - Flexible Benefit Package	11,008	10,970	(38)	11,846	11,770	(76)

**Technical Adjustments for May 1 Departments
FY 2024-25 and FY 2025-26**

GFS Type	Dept Grp	Dept ID	Fund	Project-Activity	Authority	Account - Title	FY 2024-25 May 1 Proposed	FY 2024-25 Updated	Variance FY 2024-25	FY 2025-26 May 1 Proposed	FY 2025-26 Updated	Variance FY 2025-26	
NGFS	MTA	207888	22260	10001724-0002	10000	515010 - Health Service-City Match	6,258	6,237	(21)	6,735	6,692	(43)	
NGFS	MTA	207888	22260	10001724-0002	10000	515710 - Dependent Coverage	11,106	11,068	(38)	11,952	11,875	(77)	
NGFS	MTA	207888	22260	10001724-0002	10000	516010 - Dental Coverage	1,026	1,027	1	1,071	1,073	2	
NGFS	MTA	207888	22260	10001724-0023	10000	515010 - Health Service-City Match	6,258	6,237	(21)	6,735	6,692	(43)	
NGFS	MTA	207888	22260	10001724-0023	10000	515710 - Dependent Coverage	11,106	11,068	(38)	11,952	11,875	(77)	
NGFS	MTA	207888	22260	10001724-0023	10000	516010 - Dental Coverage	1,026	1,027	1	1,071	1,073	2	
NGFS	MTA	207889	22260	10001724-0002	10000	515010 - Health Service-City Match	33,731	33,617	(114)	35,964	35,733	(231)	
NGFS	MTA	207889	22260	10001724-0002	10000	515710 - Dependent Coverage	55,013	54,822	(191)	57,873	57,498	(375)	
NGFS	MTA	207889	22260	10001724-0002	10000	516010 - Dental Coverage	5,256	5,261	5	5,382	5,392	10	
NGFS	MTA	207889	22260	10001724-0002	10000	519110 - Flexible Benefit Package	5,504	5,485	(19)	5,923	5,885	(38)	
NGFS	MTA	207889	22260	10001724-0016	10000	515010 - Health Service-City Match	4,987	4,970	(17)	5,367	5,332	(35)	
NGFS	MTA	207889	22260	10001724-0016	10000	515710 - Dependent Coverage	12,842	12,798	(44)	13,821	13,731	(90)	
NGFS	MTA	207889	22260	10001724-0016	10000	516010 - Dental Coverage	1,104	1,105	1	1,152	1,154	2	
NGFS	MTA	207890	22260	10001724-0009	10000	501010 - Perm Salaries-Misc-Regular	51,582	54,772	3,190	105,445	110,411	4,966	
NGFS	MTA	207890	22260	10001724-0009	10000	513010 - Retire City Misc	3,939	4,405	466	11,302	11,998	696	
NGFS	MTA	207890	22260	10001724-0009	10000	514010 - Social Security (OASDI & HI)	3,198	3,395	197	6,538	6,846	308	
NGFS	MTA	207890	22260	10001724-0009	10000	514020 - Social Sec-Medicare(HI Only)	746	795	49	1,530	1,600	70	
NGFS	MTA	207890	22260	10001724-0009	10000	515010 - Health Service-City Match	(1,925)	(1,917)	8	(2,073)	(2,056)	17	
NGFS	MTA	207890	22260	10001724-0009	10000	515020 - Retiree Health-Match-Prop B	375	397	22	767	805	38	
NGFS	MTA	207890	22260	10001724-0009	10000	515030 - RetireeHlthCare-CityMatchPropC	142	151	9	287	301	14	
NGFS	MTA	207890	22260	10001724-0009	10000	515710 - Dependent Coverage	(2,479)	(2,472)	7	(2,667)	(2,650)	17	
NGFS	MTA	207890	22260	10001724-0009	10000	516010 - Dental Coverage	(401)	(402)	(1)	(421)	(418)	3	
NGFS	MTA	207890	22260	10001724-0009	10000	519120 - Long Term Disability Insurance	(360)	(348)	12	(160)	(141)	19	
NGFS	MTA	207890	22305	10001724-0009	10000	520100 - Overhead Recovery	0	(476,081)	(476,081)	0	(476,081)	(476,081)	(476,081)
NGFS	MTA	207890	22305	10001724-0009	10000	579030 - MTA Division OH Cost Recover	(476,081)	-	476,081	(476,081)	-	476,081	
NGFS	MTA	207891	22260	10001724-0002	10000	515010 - Health Service-City Match	108,339	107,976	(363)	116,061	115,307	(754)	
NGFS	MTA	207891	22260	10001724-0002	10000	515710 - Dependent Coverage	492,904	491,240	(1,664)	528,311	524,913	(3,398)	
NGFS	MTA	207891	22260	10001724-0002	10000	516010 - Dental Coverage	38,873	38,902	29	40,399	40,492	93	
NGFS	MTA	207892	22260	10001724-0002	10000	515010 - Health Service-City Match	23,198	23,120	(78)	24,966	24,806	(160)	
NGFS	MTA	207892	22260	10001724-0002	10000	515710 - Dependent Coverage	72,582	72,335	(247)	78,112	77,609	(503)	
NGFS	MTA	207892	22260	10001724-0002	10000	516010 - Dental Coverage	6,122	6,127	5	6,388	6,403	15	
NGFS	MTA	207892	22260	10001724-0002	10000	519110 - Flexible Benefit Package	16,512	16,455	(57)	17,769	17,655	(114)	
NGFS	MTA	207893	22260	10001724-0002	10000	515010 - Health Service-City Match	25,422	25,336	(86)	27,360	27,183	(177)	
NGFS	MTA	207893	22260	10001724-0002	10000	515710 - Dependent Coverage	66,060	65,834	(226)	71,094	70,635	(459)	
NGFS	MTA	207893	22260	10001724-0002	10000	516010 - Dental Coverage	5,657	5,661	4	5,903	5,915	12	
NGFS	MTA	207895	22260	10001724-0023	10000	515010 - Health Service-City Match	8,419	8,390	(29)	9,061	9,002	(59)	
NGFS	MTA	207895	22260	10001724-0023	10000	515710 - Dependent Coverage	39,802	39,668	(134)	42,836	42,560	(276)	
NGFS	MTA	207895	22260	10001724-0023	10000	516010 - Dental Coverage	3,126	3,128	2	3,262	3,270	8	
NGFS	MTA	210667	22260	10001724-0002	10000	515010 - Health Service-City Match	4,477	4,462	(15)	4,818	4,787	(31)	
NGFS	MTA	210667	22260	10001724-0002	10000	515710 - Dependent Coverage	14,412	14,363	(49)	15,510	15,410	(100)	

**Technical Adjustments for May 1 Departments
FY 2024-25 and FY 2025-26**

GFS Type	Dept Grp	Dept ID	Fund	Project-Activity	Authority	Account - Title	FY 2024-25 May 1 Proposed	FY 2024-25 Updated	Variance FY 2024-25	FY 2025-26 May 1 Proposed	FY 2025-26 Updated	Variance FY 2025-26
NGFS	MTA	210667	22260	10001724-0002	10000	516010 - Dental Coverage	1,225	1,226	1	1,278	1,281	3
NGFS	MTA	210667	22260	10001724-0002	10000	519110 - Flexible Benefit Package	5,504	5,485	(19)	5,923	5,885	(38)
NGFS	MTA	210667	22260	10001724-0023	10000	515010 - Health Service-City Match	4,987	4,970	(17)	5,367	5,332	(35)
NGFS	MTA	210667	22260	10001724-0023	10000	515710 - Dependent Coverage	12,842	12,798	(44)	13,821	13,731	(90)
NGFS	MTA	210667	22260	10001724-0023	10000	516010 - Dental Coverage	1,104	1,105	1	1,152	1,154	2
NGFS	MTA	210668	22260	10001724-0002	10000	515010 - Health Service-City Match	9,974	9,940	(34)	10,734	10,664	(70)
NGFS	MTA	210668	22260	10001724-0002	10000	515710 - Dependent Coverage	25,684	25,596	(88)	27,642	27,462	(180)
NGFS	MTA	210668	22260	10001724-0002	10000	516010 - Dental Coverage	2,208	2,210	2	2,304	2,308	4
NGFS	MTA	210668	22260	10001724-0023	10000	515010 - Health Service-City Match	69,675	69,440	(235)	74,989	74,503	(486)
NGFS	MTA	210668	22260	10001724-0023	10000	515710 - Dependent Coverage	239,912	239,097	(815)	258,198	256,532	(1,666)
NGFS	MTA	210668	22260	10001724-0023	10000	516010 - Dental Coverage	19,619	19,635	16	20,474	20,517	43
NGFS	MTA	210669	22260	10001724-0002	10000	515010 - Health Service-City Match	218,315	217,583	(732)	232,701	231,192	(1,509)
NGFS	MTA	210669	22260	10001724-0002	10000	515710 - Dependent Coverage	950,296	947,078	(3,218)	1,013,736	1,007,224	(6,512)
NGFS	MTA	210669	22260	10001724-0002	10000	516010 - Dental Coverage	75,767	75,819	52	78,365	78,555	190
NGFS	MTA	210669	22260	10001724-0002	10000	519110 - Flexible Benefit Package	55,040	54,850	(190)	59,230	58,850	(380)
NGFS	MTA	210670	22260	10001724-0023	10000	515010 - Health Service-City Match	16,232	16,177	(55)	17,469	17,356	(113)
NGFS	MTA	210670	22260	10001724-0023	10000	515710 - Dependent Coverage	36,790	36,664	(126)	39,594	39,337	(257)
NGFS	MTA	210670	22260	10001724-0023	10000	516010 - Dental Coverage	3,234	3,237	3	3,375	3,381	6
NGFS	MTA	149704	22260	10001724-0006	10000	515010 - Health Service-City Match	11,136	11,099	(37)	11,984	11,908	(76)
NGFS	MTA	149704	22260	10001724-0006	10000	515710 - Dependent Coverage	23,856	23,774	(82)	25,673	25,507	(166)
NGFS	MTA	149704	22260	10001724-0006	10000	516010 - Dental Coverage	2,191	2,193	2	2,286	2,291	5
NGFS	MTA	149704	22260	10001724-0006	10000	519110 - Flexible Benefit Package	11,008	10,970	(38)	11,846	11,770	(76)
NGFS	MTA	149705	22260	10001724-0006	10000	515010 - Health Service-City Match	14,311	14,263	(48)	15,401	15,302	(99)
NGFS	MTA	149705	22260	10001724-0006	10000	515710 - Dependent Coverage	36,375	36,251	(124)	39,146	38,894	(252)
NGFS	MTA	149705	22260	10001724-0006	10000	516010 - Dental Coverage	3,192	3,195	3	3,330	3,338	8
NGFS	MTA	149705	22260	10001724-0006	10000	519110 - Flexible Benefit Package	11,008	10,970	(38)	11,846	11,770	(76)
NGFS	MTA	149706	22260	10001724-0005	10000	515010 - Health Service-City Match	20,412	20,343	(69)	21,967	21,826	(141)
NGFS	MTA	149706	22260	10001724-0005	10000	515710 - Dependent Coverage	46,863	46,703	(160)	50,433	50,108	(325)
NGFS	MTA	149706	22260	10001724-0005	10000	516010 - Dental Coverage	4,168	4,172	4	4,350	4,359	9
NGFS	MTA	149706	22260	10001724-0005	10000	519110 - Flexible Benefit Package	11,008	10,970	(38)	11,846	11,770	(76)
NGFS	MTA	149707	22260	10001724-0005	10000	515010 - Health Service-City Match	6,306	6,285	(21)	6,787	6,743	(44)
NGFS	MTA	149707	22260	10001724-0005	10000	515710 - Dependent Coverage	8,053	8,025	(28)	8,665	8,610	(55)
NGFS	MTA	149707	22260	10001724-0005	10000	516010 - Dental Coverage	855	856	1	892	894	2
NGFS	MTA	149707	22260	10001724-0005	10000	519110 - Flexible Benefit Package	5,504	5,485	(19)	5,923	5,885	(38)
NGFS	MTA	149708	22260	10001724-0002	10000	515010 - Health Service-City Match	4,477	4,462	(15)	4,818	4,787	(31)
NGFS	MTA	149708	22260	10001724-0002	10000	515710 - Dependent Coverage	14,412	14,363	(49)	15,510	15,410	(100)
NGFS	MTA	149708	22260	10001724-0002	10000	516010 - Dental Coverage	1,225	1,226	1	1,278	1,281	3
NGFS	MTA	149708	22260	10001724-0002	10000	519110 - Flexible Benefit Package	5,504	5,485	(19)	5,923	5,885	(38)
NGFS	MTA	149708	22260	10001724-0006	10000	515010 - Health Service-City Match	82,428	82,152	(276)	88,419	87,849	(570)
NGFS	MTA	149708	22260	10001724-0006	10000	515710 - Dependent Coverage	257,063	256,190	(873)	275,486	273,714	(1,772)

**Technical Adjustments for May 1 Departments
FY 2024-25 and FY 2025-26**

GFS Type	Dept Grp	Dept ID	Fund	Project-Activity	Authority	Account - Title	FY 2024-25 May 1 Proposed	FY 2024-25 Updated	Variance FY 2024-25	FY 2025-26 May 1 Proposed	FY 2025-26 Updated	Variance FY 2025-26
NGFS	MTA	149708	22260	10001724-0006	10000	516010 - Dental Coverage	21,448	21,465	17	22,292	22,342	50
NGFS	MTA	149708	22260	10001724-0006	10000	519110 - Flexible Benefit Package	22,016	21,940	(76)	23,692	23,540	(152)
NGFS	MTA	149708	22260	10001724-0006	10000	579050 - MTA Overhead Cost Recovery	(202,239)	-	202,239	(202,239)	-	202,239
NGFS	MTA	149709	22260	10001724-0002	10000	515010 - Health Service-City Match	42,032	41,889	(143)	45,233	44,942	(291)
NGFS	MTA	149709	22260	10001724-0002	10000	515710 - Dependent Coverage	52,391	52,204	(187)	56,379	56,012	(367)
NGFS	MTA	149709	22260	10001724-0002	10000	516010 - Dental Coverage	5,610	5,614	4	5,851	5,864	13
NGFS	MTA	149709	22260	10001724-0002	10000	519110 - Flexible Benefit Package	27,520	27,425	(95)	29,615	29,425	(190)
NGFS	MTA	149709	22260	10001724-0004	10000	515010 - Health Service-City Match	4,477	4,462	(15)	4,818	4,787	(31)
NGFS	MTA	149709	22260	10001724-0004	10000	515710 - Dependent Coverage	14,412	14,363	(49)	15,510	15,410	(100)
NGFS	MTA	149709	22260	10001724-0004	10000	516010 - Dental Coverage	1,225	1,226	1	1,278	1,281	3
NGFS	MTA	149709	22260	10001724-0004	10000	519110 - Flexible Benefit Package	5,504	5,485	(19)	5,923	5,885	(38)
NGFS	MTA	149712	22260	10001724-0007	10000	515010 - Health Service-City Match	11,937	11,897	(40)	12,847	12,765	(82)
NGFS	MTA	149712	22260	10001724-0007	10000	515710 - Dependent Coverage	16,686	16,628	(58)	17,956	17,841	(115)
NGFS	MTA	149712	22260	10001724-0007	10000	516010 - Dental Coverage	1,683	1,685	2	1,757	1,761	4
NGFS	MTA	149712	22260	10001724-0007	10000	519110 - Flexible Benefit Package	5,504	5,485	(19)	5,923	5,885	(38)
NGFS	MTA	149715	22260	10001724-0006	10000	509010 - Premium Pay - Misc	1,123,017	788,885	(334,132)	1,139,723	788,885	(350,838)
NGFS	MTA	149715	22260	10001724-0006	10000	514010 - Social Security (OASDI & HI)	1,712,835	1,692,119	(20,716)	1,766,940	1,745,188	(21,752)
NGFS	MTA	149715	22260	10001724-0006	10000	514020 - Social Sec-Medicare(HI Only)	404,852	400,007	(4,845)	417,506	412,419	(5,087)
NGFS	MTA	149715	22260	10001724-0006	10000	515010 - Health Service-City Match	1,172,541	1,168,601	(3,940)	1,261,931	1,253,772	(8,159)
NGFS	MTA	149715	22260	10001724-0006	10000	515020 - Retiree Health-Match-Prop B	203,374	200,940	(2,434)	209,731	207,175	(2,556)
NGFS	MTA	149715	22260	10001724-0006	10000	515030 - RetireeHlthCare-CityMatchPropC	75,833	74,925	(908)	78,203	77,250	(953)
NGFS	MTA	149715	22260	10001724-0006	10000	515710 - Dependent Coverage	4,726,483	4,710,597	(15,886)	5,086,811	5,053,909	(32,902)
NGFS	MTA	149715	22260	10001724-0006	10000	516010 - Dental Coverage	379,441	379,812	371	396,021	396,778	757
NGFS	MTA	149715	22260	10001724-0006	10000	579050 - MTA Overhead Cost Recovery	(365,838)	-	365,838	(365,838)	-	365,838
NGFS	MTA	149716	22260	10001724-0007	10000	509010 - Premium Pay - Misc	5,060,210	3,558,904	(1,501,306)	5,135,277	3,558,904	(1,576,373)
NGFS	MTA	149716	22260	10001724-0007	10000	514010 - Social Security (OASDI & HI)	2,393,078	2,299,997	(93,081)	2,465,111	2,367,376	(97,735)
NGFS	MTA	149716	22260	10001724-0007	10000	514020 - Social Sec-Medicare(HI Only)	566,786	545,017	(21,769)	583,632	560,775	(22,857)
NGFS	MTA	149716	22260	10001724-0007	10000	515010 - Health Service-City Match	1,453,371	1,448,487	(4,884)	1,564,171	1,554,057	(10,114)
NGFS	MTA	149716	22260	10001724-0007	10000	515020 - Retiree Health-Match-Prop B	284,723	273,787	(10,936)	293,184	281,702	(11,482)
NGFS	MTA	149716	22260	10001724-0007	10000	515030 - RetireeHlthCare-CityMatchPropC	106,166	102,088	(4,078)	109,321	105,040	(4,281)
NGFS	MTA	149716	22260	10001724-0007	10000	515710 - Dependent Coverage	5,858,498	5,838,808	(19,690)	6,305,127	6,264,345	(40,782)
NGFS	MTA	149716	22260	10001724-0007	10000	516010 - Dental Coverage	470,318	470,779	461	490,870	491,808	938
NGFS	MTA	149716	22260	10033100-0007	10000	515010 - Health Service-City Match	29,856	29,755	(101)	32,132	31,924	(208)
NGFS	MTA	149716	22260	10033100-0007	10000	515710 - Dependent Coverage	120,347	119,943	(404)	129,522	128,684	(838)
NGFS	MTA	149716	22260	10033100-0007	10000	516010 - Dental Coverage	9,661	9,671	10	10,084	10,103	19
NGFS	MTA	149718	22260	10001724-0006	10000	509010 - Premium Pay - Misc	1,285,136	902,769	(382,367)	1,304,255	902,769	(401,486)
NGFS	MTA	149718	22260	10001724-0006	10000	514010 - Social Security (OASDI & HI)	2,150,558	2,126,851	(23,707)	2,218,553	2,193,661	(24,892)
NGFS	MTA	149718	22260	10001724-0006	10000	514020 - Social Sec-Medicare(HI Only)	508,275	502,731	(5,544)	524,177	518,355	(5,822)
NGFS	MTA	149718	22260	10001724-0006	10000	515010 - Health Service-City Match	1,475,576	1,470,617	(4,959)	1,588,068	1,577,799	(10,269)
NGFS	MTA	149718	22260	10001724-0006	10000	515020 - Retiree Health-Match-Prop B	255,329	252,544	(2,785)	263,317	260,393	(2,924)

**Technical Adjustments for May 1 Departments
FY 2024-25 and FY 2025-26**

GFS Type	Dept Grp	Dept ID	Fund	Project-Activity	Authority	Account - Title	FY 2024-25 May 1 Proposed	FY 2024-25 Updated	Variance FY 2024-25	FY 2025-26 May 1 Proposed	FY 2025-26 Updated	Variance FY 2025-26
NGFS	MTA	149718	22260	10001724-0006	10000	515030 - RetireeHlthCare-CityMatchProp	95,207	94,168	(1,039)	98,185	97,095	(1,090)
NGFS	MTA	149718	22260	10001724-0006	10000	515710 - Dependent Coverage	5,948,006	5,928,015	(19,991)	6,401,459	6,360,054	(41,405)
NGFS	MTA	149718	22260	10001724-0006	10000	516010 - Dental Coverage	477,504	477,971	467	498,369	499,322	953
NGFS	MTA	149720	22260	10001724-0005	10000	509010 - Premium Pay - Misc	1,641,227	1,152,912	(488,315)	1,665,642	1,152,912	(512,730)
NGFS	MTA	149720	22260	10001724-0005	10000	514010 - Social Security (OASDI & HI)	2,371,198	2,340,922	(30,276)	2,445,584	2,413,795	(31,789)
NGFS	MTA	149720	22260	10001724-0005	10000	514020 - Social Sec-Medicare(HI Only)	560,183	553,102	(7,081)	577,580	570,145	(7,435)
NGFS	MTA	149720	22260	10001724-0005	10000	515010 - Health Service-City Match	1,616,644	1,611,211	(5,433)	1,739,890	1,728,641	(11,249)
NGFS	MTA	149720	22260	10001724-0005	10000	515020 - Retiree Health-Match-Prop B	281,406	277,849	(3,557)	290,145	286,410	(3,735)
NGFS	MTA	149720	22260	10001724-0005	10000	515030 - RetireeHlthCare-CityMatchProp	104,927	103,601	(1,326)	108,186	106,793	(1,393)
NGFS	MTA	149720	22260	10001724-0005	10000	515710 - Dependent Coverage	6,516,646	6,494,745	(21,901)	7,013,451	6,968,087	(45,364)
NGFS	MTA	149720	22260	10001724-0005	10000	516010 - Dental Coverage	523,155	523,666	511	546,015	547,058	1,043
NGFS	MTA	149721	22260	10001724-0005	10000	509010 - Premium Pay - Misc	1,483,653	1,042,221	(441,432)	1,505,725	1,042,221	(463,504)
NGFS	MTA	149721	22260	10001724-0005	10000	514010 - Social Security (OASDI & HI)	1,898,657	1,871,288	(27,369)	1,957,738	1,929,001	(28,737)
NGFS	MTA	149721	22260	10001724-0005	10000	514020 - Social Sec-Medicare(HI Only)	449,652	443,251	(6,401)	463,470	456,749	(6,721)
NGFS	MTA	149721	22260	10001724-0005	10000	515010 - Health Service-City Match	1,276,662	1,272,373	(4,289)	1,373,991	1,365,107	(8,884)
NGFS	MTA	149721	22260	10001724-0005	10000	515020 - Retiree Health-Match-Prop B	225,880	222,665	(3,215)	232,822	229,446	(3,376)
NGFS	MTA	149721	22260	10001724-0005	10000	515030 - RetireeHlthCare-CityMatchProp	84,225	83,026	(1,199)	86,813	85,554	(1,259)
NGFS	MTA	149721	22260	10001724-0005	10000	515710 - Dependent Coverage	5,146,194	5,128,898	(17,296)	5,538,519	5,502,696	(35,823)
NGFS	MTA	149721	22260	10001724-0005	10000	516010 - Dental Coverage	413,135	413,539	404	431,187	432,012	825
NGFS	MTA	149722	22260	10001724-0002	10000	579050 - MTA Overhead Cost Recovery	(253,349)	-	253,349	(253,349)	-	253,349
NGFS	MTA	149723	22260	10001724-0006	10000	509010 - Premium Pay - Misc	2,834,465	1,991,125	(843,340)	2,876,632	1,991,125	(885,507)
NGFS	MTA	149723	22260	10001724-0006	10000	514010 - Social Security (OASDI & HI)	2,929,128	2,876,841	(52,287)	3,021,484	2,966,583	(54,901)
NGFS	MTA	149723	22260	10001724-0006	10000	514020 - Social Sec-Medicare(HI Only)	691,495	679,267	(12,228)	713,095	700,255	(12,840)
NGFS	MTA	149723	22260	10001724-0006	10000	515010 - Health Service-City Match	1,994,280	1,987,578	(6,702)	2,146,316	2,132,438	(13,878)
NGFS	MTA	149723	22260	10001724-0006	10000	515020 - Retiree Health-Match-Prop B	347,368	341,225	(6,143)	358,219	351,769	(6,450)
NGFS	MTA	149723	22260	10001724-0006	10000	515030 - RetireeHlthCare-CityMatchProp	129,524	127,233	(2,291)	133,569	131,164	(2,405)
NGFS	MTA	149723	22260	10001724-0006	10000	515710 - Dependent Coverage	8,038,886	8,011,868	(27,018)	8,651,740	8,595,780	(55,960)
NGFS	MTA	149723	22260	10001724-0006	10000	516010 - Dental Coverage	645,360	645,990	630	673,559	674,847	1,288
NGFS	MTA	149723	22260	10001724-0006	10000	579050 - MTA Overhead Cost Recovery	(250,000)	-	250,000	(250,000)	-	250,000
NGFS	MTA	154645	22260	10001724-0002	10000	515010 - Health Service-City Match	198,380	197,723	(657)	212,494	211,119	(1,375)
NGFS	MTA	154645	22260	10001724-0002	10000	515710 - Dependent Coverage	776,373	773,742	(2,631)	831,560	826,181	(5,379)
NGFS	MTA	154645	22260	10001724-0002	10000	516010 - Dental Coverage	61,851	61,900	49	64,225	64,362	137
NGFS	MTA	154645	22260	10001724-0002	10000	519110 - Flexible Benefit Package	44,032	43,880	(152)	47,384	47,080	(304)
NGFS	MTA	154645	22260	10001724-0009	10000	515010 - Health Service-City Match	4,477	4,462	(15)	4,818	4,787	(31)
NGFS	MTA	154645	22260	10001724-0009	10000	515710 - Dependent Coverage	14,412	14,363	(49)	15,510	15,410	(100)
NGFS	MTA	154645	22260	10001724-0009	10000	516010 - Dental Coverage	1,225	1,226	1	1,278	1,281	3
NGFS	MTA	154645	22260	10001724-0009	10000	519110 - Flexible Benefit Package	5,504	5,485	(19)	5,923	5,885	(38)
NGFS	MTA	154646	22260	10001724-0002	10000	515010 - Health Service-City Match	13,431	13,386	(45)	14,454	14,361	(93)
NGFS	MTA	154646	22260	10001724-0002	10000	515710 - Dependent Coverage	43,236	43,089	(147)	46,530	46,230	(300)
NGFS	MTA	154646	22260	10001724-0002	10000	516010 - Dental Coverage	3,675	3,678	3	3,834	3,843	9

**Technical Adjustments for May 1 Departments
FY 2024-25 and FY 2025-26**

GFS Type	Dept Grp	Dept ID	Fund	Project-Activity	Authority	Account - Title	FY 2024-25 May 1 Proposed	FY 2024-25 Updated	Variance FY 2024-25	FY 2025-26 May 1 Proposed	FY 2025-26 Updated	Variance FY 2025-26
NGFS	MTA	154646	22260	10001724-0002	10000	519110 - Flexible Benefit Package	16,512	16,455	(57)	17,769	17,655	(114)
NGFS	MTA	208670	22260	10001724-0007	10000	515010 - Health Service-City Match	174,632	174,047	(585)	186,824	185,610	(1,214)
NGFS	MTA	208670	22260	10001724-0007	10000	515710 - Dependent Coverage	818,528	815,766	(2,762)	876,427	870,790	(5,637)
NGFS	MTA	208670	22260	10001724-0007	10000	516010 - Dental Coverage	64,338	64,385	47	66,792	66,946	154
NGFS	MTA	208670	22260	10033100-0007	10000	515010 - Health Service-City Match	21,462	21,390	(72)	23,100	22,950	(150)
NGFS	MTA	208670	22260	10033100-0007	10000	515710 - Dependent Coverage	97,842	97,512	(330)	105,300	104,622	(678)
NGFS	MTA	208670	22260	10033100-0007	10000	516010 - Dental Coverage	7,710	7,716	6	8,046	8,064	18
NGFS	MTA	149725	22260	10001724-0002	10000	501010 - Perm Salaries-Misc-Regular	3,146,945	(1,841,554)	(4,988,499)	3,498,806	(1,642,730)	(5,141,536)
NGFS	MTA	149725	22260	10001724-0002	10000	513010 - Retiree City Misc	436,133	(306,155)	(742,288)	470,446	(269,421)	(739,867)
NGFS	MTA	149725	22260	10001724-0002	10000	514010 - Social Security (OASDI & HI)	352,564	43,277	(309,287)	377,351	58,576	(318,775)
NGFS	MTA	149725	22260	10001724-0002	10000	514020 - Social Sec-Medicare(HI Only)	90,199	17,866	(72,333)	95,294	20,741	(74,553)
NGFS	MTA	149725	22260	10001724-0002	10000	515010 - Health Service-City Match	81,743	(67,632)	(149,375)	86,420	(79,047)	(165,467)
NGFS	MTA	149725	22260	10001724-0002	10000	515020 - Retiree Health-Match-Prop B	45,314	8,978	(36,336)	47,870	10,420	(37,450)
NGFS	MTA	149725	22260	10001724-0002	10000	515030 - RetireeHlthCare-CityMatchPropC	16,892	3,343	(13,549)	17,860	3,896	(13,964)
NGFS	MTA	149725	22260	10001724-0002	10000	515710 - Dependent Coverage	304,513	(284,502)	(589,015)	321,554	(330,817)	(652,371)
NGFS	MTA	149725	22260	10001724-0002	10000	516010 - Dental Coverage	25,193	(21,996)	(47,189)	25,802	(24,954)	(50,756)
NGFS	MTA	149725	22260	10001724-0002	10000	519110 - Flexible Benefit Package	66,048	65,820	(228)	71,076	70,620	(456)
NGFS	MTA	149725	22260	10001724-0002	10000	519120 - Long Term Disability Insurance	2,802	(17,651)	(20,453)	3,896	(17,185)	(21,081)
NGFS	MTA	149725	22260	10001724-0007	10000	515010 - Health Service-City Match	121,618	121,210	(408)	130,900	130,050	(850)
NGFS	MTA	149725	22260	10001724-0007	10000	515710 - Dependent Coverage	554,438	552,568	(1,870)	596,700	592,858	(3,842)
NGFS	MTA	149725	22260	10001724-0007	10000	516010 - Dental Coverage	43,690	43,724	34	45,594	45,696	102
NGFS	MTA	149725	22260	10033100-0007	10000	515010 - Health Service-City Match	14,308	14,260	(48)	15,400	15,300	(100)
NGFS	MTA	149725	22260	10033100-0007	10000	515710 - Dependent Coverage	65,228	65,008	(220)	70,200	69,748	(452)
NGFS	MTA	149725	22260	10033100-0007	10000	516010 - Dental Coverage	5,140	5,144	4	5,364	5,376	12
NGFS	MTA	207901	22260	10001724-0002	10000	579050 - MTA Overhead Cost Recovery	(475,000)	-	475,000	(475,000)	-	475,000
NGFS	MTA	207903	22260	10001724-0002	10000	579050 - MTA Overhead Cost Recovery	(14,000)	-	14,000	(14,000)	-	14,000
NGFS	MTA	207976	22260	10001724-0002	10000	515010 - Health Service-City Match	59,740	59,540	(200)	64,300	63,882	(418)
NGFS	MTA	207976	22260	10001724-0002	10000	515710 - Dependent Coverage	265,139	264,243	(896)	285,348	283,512	(1,836)
NGFS	MTA	207976	22260	10001724-0002	10000	516010 - Dental Coverage	21,012	21,027	15	21,926	21,976	50
NGFS	MTA	207976	22260	10001724-0002	10000	519110 - Flexible Benefit Package	5,504	5,485	(19)	5,923	5,885	(38)
NGFS	MTA	207976	22260	10001724-0007	10000	509010 - Premium Pay - Misc	240,445	245,719	5,274	240,445	245,732	5,287
NGFS	MTA	207976	22260	10001724-0007	10000	514010 - Social Security (OASDI & HI)	427,845	428,172	327	441,376	441,704	328
NGFS	MTA	207976	22260	10001724-0007	10000	514020 - Social Sec-Medicare(HI Only)	100,077	100,153	76	103,209	103,286	77
NGFS	MTA	207976	22260	10001724-0007	10000	515010 - Health Service-City Match	303,053	302,036	(1,017)	325,351	323,277	(2,074)
NGFS	MTA	207976	22260	10001724-0007	10000	515020 - Retiree Health-Match-Prop B	50,272	50,310	38	51,837	51,876	39
NGFS	MTA	207976	22260	10001724-0007	10000	515030 - RetireeHlthCare-CityMatchPropC	18,763	18,777	14	19,339	19,353	14
NGFS	MTA	207976	22260	10001724-0007	10000	515710 - Dependent Coverage	470,981	469,362	(1,619)	503,689	500,450	(3,239)
NGFS	MTA	207976	22260	10001724-0007	10000	516010 - Dental Coverage	45,040	45,083	43	46,771	46,860	89
NGFS	MTA	207976	22260	10001724-0007	10000	545310 - Uniforms	78,880	86,824	7,944	79,000	86,989	7,989
NGFS	MTA	207976	22260	10033100-0007	10000	515010 - Health Service-City Match	66,735	66,511	(224)	71,821	71,364	(457)

**Technical Adjustments for May 1 Departments
FY 2024-25 and FY 2025-26**

GFS Type	Dept Grp	Dept ID	Fund	Project-Activity	Authority	Account - Title	FY 2024-25 May 1 Proposed	FY 2024-25 Updated	Variance FY 2024-25	FY 2025-26 May 1 Proposed	FY 2025-26 Updated	Variance FY 2025-26
NGFS	MTA	207976	22260	10033100-0007	10000	515710 - Dependent Coverage	86,728	86,428	(300)	93,331	92,731	(600)
NGFS	MTA	207976	22260	10033100-0007	10000	516010 - Dental Coverage	8,730	8,738	8	9,114	9,130	16
NGFS	MTA	207977	22260	10001724-0002	10000	515010 - Health Service-City Match	156,337	155,813	(524)	167,344	166,258	(1,086)
NGFS	MTA	207977	22260	10001724-0002	10000	515710 - Dependent Coverage	696,977	694,620	(2,357)	746,438	741,641	(4,797)
NGFS	MTA	207977	22260	10001724-0002	10000	516010 - Dental Coverage	55,202	55,241	39	57,321	57,457	136
NGFS	MTA	207977	22260	10001724-0002	10000	519110 - Flexible Benefit Package	11,008	10,970	(38)	11,846	11,770	(76)
NGFS	MTA	186649	22260	10001724-0004	10000	515010 - Health Service-City Match	(2,116)	(2,109)	7	(2,278)	(2,263)	15
NGFS	MTA	186649	22260	10001724-0004	10000	515710 - Dependent Coverage	(8,346)	(8,318)	28	(8,982)	(8,924)	58
NGFS	MTA	186649	22260	10001724-0004	10000	516010 - Dental Coverage	(667)	(668)	(1)	(696)	(698)	(2)
NGFS	MTA	186650	22260	10001724-0004	10000	515010 - Health Service-City Match	21,373	21,302	(71)	23,002	22,855	(147)
NGFS	MTA	186650	22260	10001724-0004	10000	515710 - Dependent Coverage	55,057	54,869	(188)	59,251	58,870	(381)
NGFS	MTA	186650	22260	10001724-0004	10000	516010 - Dental Coverage	4,787	4,790	3	4,995	5,006	11
NGFS	MTA	186650	22260	10001724-0004	10000	519110 - Flexible Benefit Package	11,008	10,970	(38)	11,846	11,770	(76)
NGFS	MTA	186651	22260	10001724-0004	10000	509010 - Premium Pay - Misc	2,053,702	1,442,663	(611,039)	2,084,254	1,442,663	(641,591)
NGFS	MTA	186651	22260	10001724-0004	10000	514010 - Social Security (OASDI & HI)	1,168,200	1,130,316	(37,884)	1,201,473	1,161,694	(39,779)
NGFS	MTA	186651	22260	10001724-0004	10000	514020 - Social Sec-Medicare(HI Only)	278,462	269,602	(8,860)	286,164	276,861	(9,303)
NGFS	MTA	186651	22260	10001724-0004	10000	515010 - Health Service-City Match	680,669	678,382	(2,287)	732,561	727,824	(4,737)
NGFS	MTA	186651	22260	10001724-0004	10000	515020 - Retiree Health-Match-Prop B	139,883	135,432	(4,451)	143,751	139,078	(4,673)
NGFS	MTA	186651	22260	10001724-0004	10000	515030 - RetireeHlthCare-CityMatchPropC	52,158	50,498	(1,660)	53,600	51,857	(1,743)
NGFS	MTA	186651	22260	10001724-0004	10000	515710 - Dependent Coverage	2,740,124	2,730,913	(9,211)	2,949,020	2,929,946	(19,074)
NGFS	MTA	186651	22260	10001724-0004	10000	516010 - Dental Coverage	220,044	220,259	215	229,659	230,099	440
NGFS	MTA	186651	22260	10001724-0004	10000	519110 - Flexible Benefit Package	5,504	5,485	(19)	5,923	5,885	(38)
NGFS	MTA	186651	22260	10001724-0004	10000	545310 - Uniforms	0	394,044	394,044	-	-	-
NGFS	MTA	207846	22260	10001724-0011	10000	501010 - Perm Salaries-Misc-Regular	3,439,340	3,452,789	13,449	3,583,683	3,602,709	19,026
NGFS	MTA	207846	22260	10001724-0011	10000	513010 - Retire City Misc	511,584	513,586	2,002	515,499	518,234	2,735
NGFS	MTA	207846	22260	10001724-0011	10000	514010 - Social Security (OASDI & HI)	311,314	312,146	832	320,265	321,444	1,179
NGFS	MTA	207846	22260	10001724-0011	10000	514020 - Social Sec-Medicare(HI Only)	72,824	73,018	194	74,911	75,187	276
NGFS	MTA	207846	22260	10001724-0011	10000	515010 - Health Service-City Match	92,142	91,847	(295)	98,454	97,818	(636)
NGFS	MTA	207846	22260	10001724-0011	10000	515020 - Retiree Health-Match-Prop B	36,564	36,662	98	37,622	37,761	139
NGFS	MTA	207846	22260	10001724-0011	10000	515030 - RetireeHlthCare-CityMatchPropC	13,650	13,684	34	14,017	14,071	54
NGFS	MTA	207846	22260	10001724-0011	10000	515710 - Dependent Coverage	516,738	514,997	(1,741)	553,307	549,723	(3,584)
NGFS	MTA	207846	22260	10001724-0011	10000	516010 - Dental Coverage	38,587	38,621	34	40,039	40,126	87
NGFS	MTA	207846	22260	10001724-0011	10000	519120 - Long Term Disability Insurance	13,118	13,173	55	13,678	13,759	81
NGFS	MTA	207846	22260	10001724-0011	10000	579050 - MTA Overhead Cost Recovery	(56,856)	-	56,856	(56,856)	-	56,856
NGFS	MTA	207848	22260	10001724-0011	10000	501010 - Perm Salaries-Misc-Regular	609,591	617,190	7,599	636,953	652,734	15,781
NGFS	MTA	207848	22260	10001724-0011	10000	513010 - Retire City Misc	89,973	91,097	1,124	90,899	93,153	2,254
NGFS	MTA	207848	22260	10001724-0011	10000	514010 - Social Security (OASDI & HI)	49,008	49,479	471	50,705	51,684	979
NGFS	MTA	207848	22260	10001724-0011	10000	514020 - Social Sec-Medicare(HI Only)	11,463	11,571	108	11,859	12,086	227
NGFS	MTA	207848	22260	10001724-0011	10000	515010 - Health Service-City Match	13,392	13,348	(44)	14,414	14,321	(93)
NGFS	MTA	207848	22260	10001724-0011	10000	515020 - Retiree Health-Match-Prop B	5,756	5,811	55	5,956	6,069	113

**Technical Adjustments for May 1 Departments
FY 2024-25 and FY 2025-26**

GFS Type	Dept Grp	Dept ID	Fund	Project-Activity	Authority	Account - Title	FY 2024-25 May 1 Proposed	FY 2024-25 Updated	Variance FY 2024-25	FY 2025-26 May 1 Proposed	FY 2025-26 Updated	Variance FY 2025-26
NGFS	MTA	207848	22260	10001724-0011	10000	515030 - RetireeHlthCare-CityMatchProp(2,148	2,168	20	2,219	2,264	45
NGFS	MTA	207848	22260	10001724-0011	10000	515710 - Dependent Coverage	84,161	83,883	(278)	90,578	89,991	(587)
NGFS	MTA	207848	22260	10001724-0011	10000	516010 - Dental Coverage	6,202	6,207	5	6,471	6,486	15
NGFS	MTA	207848	22260	10001724-0011	10000	519120 - Long Term Disability Insurance	2,496	2,528	32	2,609	2,677	68
NGFS	MTA	207849	22260	10001724-0011	10000	501010 - Perm Salaries-Misc-Regular	665,847	681,023	15,176	698,113	713,829	15,716
NGFS	MTA	207849	22260	10001724-0011	10000	513010 - Retire City Misc	98,028	100,288	2,260	99,381	101,641	2,260
NGFS	MTA	207849	22260	10001724-0011	10000	514010 - Social Security (OASDI & HI)	42,712	43,652	940	44,711	45,687	976
NGFS	MTA	207849	22260	10001724-0011	10000	514020 - Social Sec-Medicare(HI Only)	9,989	10,209	220	10,457	10,685	228
NGFS	MTA	207849	22260	10001724-0011	10000	515010 - Health Service-City Match	14,739	14,686	(53)	15,859	15,760	(99)
NGFS	MTA	207849	22260	10001724-0011	10000	515020 - Retiree Health-Match-Prop B	5,017	5,129	112	5,251	5,367	116
NGFS	MTA	207849	22260	10001724-0011	10000	515030 - RetireeHlthCare-CityMatchProp(1,871	1,911	40	1,958	2,002	44
NGFS	MTA	207849	22260	10001724-0011	10000	515710 - Dependent Coverage	93,310	92,996	(314)	100,425	99,776	(649)
NGFS	MTA	207849	22260	10001724-0011	10000	516010 - Dental Coverage	6,860	6,871	11	7,161	7,178	17
NGFS	MTA	207850	22260	10001724-0018	10000	501010 - Perm Salaries-Misc-Regular	3,214,424	3,240,768	26,344	3,347,311	3,374,600	27,289
NGFS	MTA	207850	22260	10001724-0018	10000	513010 - Retire City Misc	475,805	479,728	3,923	479,087	483,014	3,927
NGFS	MTA	207850	22260	10001724-0018	10000	514010 - Social Security (OASDI & HI)	246,329	247,932	1,603	254,941	256,596	1,655
NGFS	MTA	207850	22260	10001724-0018	10000	514020 - Social Sec-Medicare(HI Only)	57,737	58,119	382	59,665	60,066	401
NGFS	MTA	207850	22260	10001724-0018	10000	515010 - Health Service-City Match	83,971	83,692	(279)	89,862	89,297	(565)
NGFS	MTA	207850	22260	10001724-0018	10000	515020 - Retiree Health-Match-Prop B	29,002	29,192	190	29,963	30,177	214
NGFS	MTA	207850	22260	10001724-0018	10000	515030 - RetireeHlthCare-CityMatchProp(10,818	10,891	73	11,175	11,255	80
NGFS	MTA	207850	22260	10001724-0018	10000	515710 - Dependent Coverage	430,125	428,683	(1,442)	460,926	457,951	(2,975)
NGFS	MTA	207850	22260	10001724-0018	10000	516010 - Dental Coverage	32,793	32,826	33	34,065	34,145	80
NGFS	MTA	207850	22260	10001724-0018	10000	519120 - Long Term Disability Insurance	8,773	8,797	24	9,161	9,187	26
NGFS	MTA	207851	22260	10001724-0018	10000	501010 - Perm Salaries-Misc-Regular	2,069,471	2,070,680	1,209	2,156,462	2,158,973	2,511
NGFS	MTA	207851	22260	10001724-0018	10000	513010 - Retire City Misc	305,031	305,211	180	307,370	307,731	361
NGFS	MTA	207851	22260	10001724-0018	10000	514010 - Social Security (OASDI & HI)	147,140	147,215	75	152,531	152,687	156
NGFS	MTA	207851	22260	10001724-0018	10000	514020 - Social Sec-Medicare(HI Only)	34,413	34,430	17	35,678	35,714	36
NGFS	MTA	207851	22260	10001724-0018	10000	515010 - Health Service-City Match	101,982	101,637	(345)	109,370	108,664	(706)
NGFS	MTA	207851	22260	10001724-0018	10000	515020 - Retiree Health-Match-Prop B	17,289	17,298	9	17,926	17,944	18
NGFS	MTA	207851	22260	10001724-0018	10000	515030 - RetireeHlthCare-CityMatchProp(6,445	6,448	3	6,675	6,682	7
NGFS	MTA	207851	22260	10001724-0018	10000	515710 - Dependent Coverage	282,781	281,842	(939)	302,844	300,879	(1,965)
NGFS	MTA	207851	22260	10001724-0018	10000	516010 - Dental Coverage	23,394	23,436	42	24,302	24,349	47
NGFS	MTA	207851	22260	10001724-0018	10000	519120 - Long Term Disability Insurance	7,783	7,788	5	8,116	8,127	11
NGFS	MTA	202645	22260	10001724-0009	10000	515010 - Health Service-City Match	2,856	2,847	(9)	3,074	3,054	(20)
NGFS	MTA	202645	22260	10001724-0009	10000	515710 - Dependent Coverage	18,074	18,013	(61)	19,452	19,326	(126)
NGFS	MTA	202645	22260	10001724-0009	10000	516010 - Dental Coverage	1,341	1,342	1	1,399	1,402	3
NGFS	MTA	202645	22260	10001724-0014	10000	515010 - Health Service-City Match	16,993	16,936	(57)	18,288	18,171	(117)
NGFS	MTA	202645	22260	10001724-0014	10000	515710 - Dependent Coverage	36,624	36,499	(125)	39,414	39,160	(254)
NGFS	MTA	202645	22260	10001724-0014	10000	516010 - Dental Coverage	3,277	3,280	3	3,420	3,427	7
NGFS	MTA	202645	22260	10001724-0014	10000	519110 - Flexible Benefit Package	5,504	5,485	(19)	5,923	5,885	(38)

**Technical Adjustments for May 1 Departments
FY 2024-25 and FY 2025-26**

GFS Type	Dept Grp	Dept ID	Fund	Project-Activity	Authority	Account - Title	FY 2024-25 May 1 Proposed	FY 2024-25 Updated	Variance FY 2024-25	FY 2025-26 May 1 Proposed	FY 2025-26 Updated	Variance FY 2025-26
NGFS	MTA	205660	22260	10001724-0002	10000	520000 - Overhead-Budget	1,050	-	(1,050)	1,078	-	(1,078)
NGFS	MTA	205660	22260	10001724-0016	10000	515010 - Health Service-City Match	41,454	41,307	(147)	44,606	44,326	(280)
NGFS	MTA	205660	22260	10001724-0016	10000	515710 - Dependent Coverage	177,647	177,048	(599)	191,192	189,957	(1,235)
NGFS	MTA	205660	22260	10001724-0016	10000	516010 - Dental Coverage	13,725	13,747	22	14,329	14,361	32
NGFS	MTA	205660	22260	10001724-0016	10000	579050 - MTA Overhead Cost Recovery	(23,000)	-	23,000	(23,000)	-	23,000
NGFS	MTA	207880	22260	10001724-0016	10000	515010 - Health Service-City Match	23,405	23,335	(70)	25,193	25,029	(164)
NGFS	MTA	207880	22260	10001724-0016	10000	515710 - Dependent Coverage	187,658	187,024	(634)	201,966	200,657	(1,309)
NGFS	MTA	207880	22260	10001724-0016	10000	516010 - Dental Coverage	13,548	13,557	9	14,132	14,163	31
NGFS	MTA	207881	22260	10001724-0016	10000	515010 - Health Service-City Match	12,511	12,473	(38)	13,298	13,211	(87)
NGFS	MTA	207881	22260	10001724-0016	10000	515710 - Dependent Coverage	90,206	89,901	(305)	96,418	95,794	(624)
NGFS	MTA	207881	22260	10001724-0016	10000	516010 - Dental Coverage	6,588	6,593	5	6,821	6,836	15
NGFS	MTA	207882	22260	10001724-0016	10000	515010 - Health Service-City Match	11,424	11,388	(36)	12,296	12,216	(80)
NGFS	MTA	207882	22260	10001724-0016	10000	515710 - Dependent Coverage	72,296	72,052	(244)	77,808	77,304	(504)
NGFS	MTA	207882	22260	10001724-0016	10000	516010 - Dental Coverage	5,364	5,368	4	5,596	5,608	12
NGFS	MTA	207883	22260	10001724-0016	10000	515010 - Health Service-City Match	9,389	9,364	(25)	9,813	9,748	(65)
NGFS	MTA	207883	22260	10001724-0016	10000	515710 - Dependent Coverage	111,952	111,573	(379)	119,324	118,551	(773)
NGFS	MTA	207883	22260	10001724-0016	10000	516010 - Dental Coverage	7,808	7,813	5	8,053	8,072	19
NGFS	MTA	207884	22260	10001724-0021	10000	515010 - Health Service-City Match	44,634	44,502	(132)	47,455	47,144	(311)
NGFS	MTA	207884	22260	10001724-0021	10000	515710 - Dependent Coverage	378,771	377,491	(1,280)	405,322	402,696	(2,626)
NGFS	MTA	207884	22260	10001724-0021	10000	516010 - Dental Coverage	27,181	27,199	18	28,171	28,235	64
NGFS	MTA	210846	22260	10001724-0009	10000	515010 - Health Service-City Match	306,533	305,504	(1,029)	328,885	326,786	(2,099)
NGFS	MTA	210846	22260	10001724-0009	10000	515710 - Dependent Coverage	540,523	538,672	(1,851)	577,704	573,982	(3,722)
NGFS	MTA	210846	22260	10001724-0009	10000	516010 - Dental Coverage	50,053	50,102	49	51,939	52,037	98
NGFS	MTA	210846	22260	10001724-0009	10000	519110 - Flexible Benefit Package	5,504	5,485	(19)	5,923	5,885	(38)
NGFS	MTA	205645	22260	10001724-0009	10000	509010 - Premium Pay - Misc	624,898	657,631	32,733	624,898	657,595	32,697
NGFS	MTA	205645	22260	10001724-0009	10000	514010 - Social Security (OASDI & HI)	744,613	746,642	2,029	767,400	769,427	2,027
NGFS	MTA	205645	22260	10001724-0009	10000	514020 - Social Sec-Medicare(HI Only)	174,189	174,664	475	179,472	179,946	474
NGFS	MTA	205645	22260	10001724-0009	10000	515010 - Health Service-City Match	761,284	758,727	(2,557)	816,437	811,234	(5,203)
NGFS	MTA	205645	22260	10001724-0009	10000	515020 - Retiree Health-Match-Prop B	87,431	87,669	238	90,203	90,441	238
NGFS	MTA	205645	22260	10001724-0009	10000	515030 - RetireeHlthCare-CityMatchPropC	32,621	32,710	89	33,651	33,740	89
NGFS	MTA	205645	22260	10001724-0009	10000	515710 - Dependent Coverage	1,196,859	1,192,745	(4,114)	1,276,702	1,268,486	(8,216)
NGFS	MTA	205645	22260	10001724-0009	10000	516010 - Dental Coverage	114,131	114,243	112	118,263	118,485	222
NGFS	MTA	205645	22260	10001724-0009	10000	519110 - Flexible Benefit Package	11,008	10,970	(38)	11,846	11,770	(76)
NGFS	MTA	205649	22260	10001724-0009	10000	501010 - Perm Salaries-Misc-Regular	3,312,926	3,314,440	1,514	3,447,505	3,449,073	1,568
NGFS	MTA	205649	22260	10001724-0009	10000	513010 - Retire City Misc	490,373	490,591	218	493,449	493,667	218
NGFS	MTA	205649	22260	10001724-0009	10000	514010 - Social Security (OASDI & HI)	257,530	257,624	94	265,878	265,976	98
NGFS	MTA	205649	22260	10001724-0009	10000	514020 - Social Sec-Medicare(HI Only)	60,242	60,264	22	62,172	62,194	22
NGFS	MTA	205649	22260	10001724-0009	10000	515010 - Health Service-City Match	82,932	82,636	(296)	88,728	88,174	(554)
NGFS	MTA	205649	22260	10001724-0009	10000	515020 - Retiree Health-Match-Prop B	30,262	30,273	11	31,225	31,237	12
NGFS	MTA	205649	22260	10001724-0009	10000	515030 - RetireeHlthCare-CityMatchPropC	11,281	11,285	4	11,635	11,639	4

**Technical Adjustments for May 1 Departments
FY 2024-25 and FY 2025-26**

GFS Type	Dept Grp	Dept ID	Fund	Project-Activity	Authority	Account - Title	FY 2024-25 May 1 Proposed	FY 2024-25 Updated	Variance FY 2024-25	FY 2025-26 May 1 Proposed	FY 2025-26 Updated	Variance FY 2025-26
NGFS	MTA	205649	22260	10001724-0009	10000	515710 - Dependent Coverage	495,151	493,489	(1,662)	530,913	527,483	(3,430)
NGFS	MTA	205649	22260	10001724-0009	10000	516010 - Dental Coverage	36,666	36,727	61	38,124	38,213	89
NGFS	MTA	207838	22260	10001724-0013	10000	501010 - Perm Salaries-Misc-Regular	6,163,640	6,170,462	6,822	6,414,640	6,421,705	7,065
NGFS	MTA	207838	22260	10001724-0013	10000	513010 - Retire City Misc	912,970	913,971	1,001	918,786	919,787	1,001
NGFS	MTA	207838	22260	10001724-0013	10000	514010 - Social Security (OASDI & HI)	519,487	519,910	423	535,037	535,477	440
NGFS	MTA	207838	22260	10001724-0013	10000	514020 - Social Sec-Medicare(HI Only)	121,502	121,601	99	125,159	125,260	101
NGFS	MTA	207838	22260	10001724-0013	10000	515010 - Health Service-City Match	224,384	223,591	(793)	240,011	238,501	(1,510)
NGFS	MTA	207838	22260	10001724-0013	10000	515020 - Retiree Health-Match-Prop B	61,027	61,077	50	62,859	62,912	53
NGFS	MTA	207838	22260	10001724-0013	10000	515030 - RetireeHlthCare-CityMatchProp	22,745	22,763	18	23,416	23,435	19
NGFS	MTA	207838	22260	10001724-0013	10000	515710 - Dependent Coverage	877,058	874,104	(2,954)	938,278	932,219	(6,059)
NGFS	MTA	207838	22260	10001724-0013	10000	516010 - Dental Coverage	69,409	69,511	102	72,016	72,176	160
NGFS	MTA	207839	22260	10001724-0013	10000	501010 - Perm Salaries-Misc-Regular	4,997,971	5,005,089	7,118	5,197,037	5,204,407	7,370
NGFS	MTA	207839	22260	10001724-0013	10000	513010 - Retire City Misc	740,136	741,194	1,058	744,191	745,251	1,060
NGFS	MTA	207839	22260	10001724-0013	10000	514010 - Social Security (OASDI & HI)	462,515	462,957	442	474,852	475,308	456
NGFS	MTA	207839	22260	10001724-0013	10000	514020 - Social Sec-Medicare(HI Only)	108,174	108,278	104	111,073	111,179	106
NGFS	MTA	207839	22260	10001724-0013	10000	515010 - Health Service-City Match	192,642	191,960	(682)	206,489	205,188	(1,301)
NGFS	MTA	207839	22260	10001724-0013	10000	515020 - Retiree Health-Match-Prop B	54,336	54,388	52	55,787	55,841	54
NGFS	MTA	207839	22260	10001724-0013	10000	515030 - RetireeHlthCare-CityMatchProp	20,252	20,272	20	20,788	20,808	20
NGFS	MTA	207839	22260	10001724-0013	10000	515710 - Dependent Coverage	679,548	677,260	(2,288)	728,202	723,501	(4,701)
NGFS	MTA	207839	22260	10001724-0013	10000	516010 - Dental Coverage	54,969	55,050	81	57,137	57,263	126
NGFS	MTA	207839	22260	10001724-0013	10000	519110 - Flexible Benefit Package	5,504	5,485	(19)	5,923	5,885	(38)
NGFS	MTA	207839	22260	10001724-0013	10000	520000 - Overhead-Budget	53	-	(53)	54	-	(54)
NGFS	MTA	207840	22260	10001724-0013	10000	501010 - Perm Salaries-Misc-Regular	17,629,898	17,698,197	68,299	18,348,230	18,418,949	70,719
NGFS	MTA	207840	22260	10001724-0013	10000	509010 - Premium Pay - Misc	1,287,508	1,497,901	210,393	1,287,508	1,505,358	217,850
NGFS	MTA	207840	22260	10001724-0013	10000	513010 - Retire City Misc	2,607,980	2,618,079	10,099	2,624,556	2,634,672	10,116
NGFS	MTA	207840	22260	10001724-0013	10000	514010 - Social Security (OASDI & HI)	1,205,427	1,222,711	17,284	1,249,937	1,267,825	17,888
NGFS	MTA	207840	22260	10001724-0013	10000	514020 - Social Sec-Medicare(HI Only)	281,926	285,974	4,048	292,390	296,564	4,174
NGFS	MTA	207840	22260	10001724-0013	10000	515010 - Health Service-City Match	582,742	580,671	(2,071)	623,920	620,002	(3,918)
NGFS	MTA	207840	22260	10001724-0013	10000	515020 - Retiree Health-Match-Prop B	141,615	143,647	2,032	146,846	148,954	2,108
NGFS	MTA	207840	22260	10001724-0013	10000	515030 - RetireeHlthCare-CityMatchProp	52,780	53,542	762	54,712	55,495	783
NGFS	MTA	207840	22260	10001724-0013	10000	515710 - Dependent Coverage	2,466,919	2,458,620	(8,299)	2,642,719	2,625,650	(17,069)
NGFS	MTA	207840	22260	10001724-0013	10000	516010 - Dental Coverage	192,503	192,796	293	200,003	200,450	447
NGFS	MTA	207840	22260	10001724-0013	10000	519120 - Long Term Disability Insurance	1,855	1,871	16	2,322	2,338	16
NGFS	MTA	207840	22260	10001724-0013	10000	579050 - MTA Overhead Cost Recovery	(430,000)	-	430,000	(430,000)	-	430,000
NGFS	MTA	207840	22260	10001724-0013	10000	540000 - Materials & Supplies-Budget	14,918,310	14,918,821	511	15,321,105	15,321,567	462
NGFS	MTA	207842	22260	10001724-0013	10000	520000 - Overhead-Budget	539	-	(539)	554	-	(554)
NGFS	MTA	207843	22260	10001724-0012	10000	501010 - Perm Salaries-Misc-Regular	5,126,639	5,132,135	5,496	5,356,347	5,362,034	5,687
NGFS	MTA	207843	22260	10001724-0012	10000	513010 - Retire City Misc	749,097	749,914	817	756,676	757,495	819
NGFS	MTA	207843	22260	10001724-0012	10000	514010 - Social Security (OASDI & HI)	385,619	385,961	342	400,228	400,580	352
NGFS	MTA	207843	22260	10001724-0012	10000	514020 - Social Sec-Medicare(HI Only)	90,323	90,403	80	93,644	93,726	82

**Technical Adjustments for May 1 Departments
FY 2024-25 and FY 2025-26**

GFS Type	Dept Grp	Dept ID	Fund	Project-Activity	Authority	Account - Title	FY 2024-25 May 1 Proposed	FY 2024-25 Updated	Variance FY 2024-25	FY 2025-26 May 1 Proposed	FY 2025-26 Updated	Variance FY 2025-26
NGFS	MTA	207843	22260	10001724-0012	10000	515010 - Health Service-City Match	105,600	105,272	(328)	112,691	111,959	(732)
NGFS	MTA	207843	22260	10001724-0012	10000	515020 - Retiree Health-Match-Prop B	45,346	45,386	40	47,035	47,078	43
NGFS	MTA	207843	22260	10001724-0012	10000	515030 - RetireeHlthCare-CityMatchPropC	16,927	16,940	13	17,531	17,547	16
NGFS	MTA	207843	22260	10001724-0012	10000	515710 - Dependent Coverage	757,737	755,177	(2,560)	811,683	806,426	(5,257)
NGFS	MTA	207843	22260	10001724-0012	10000	516010 - Dental Coverage	55,276	55,318	42	57,369	57,495	126
NGFS	MTA	207843	22260	10001724-0012	10000	519120 - Long Term Disability Insurance	18,713	18,724	11	19,581	19,593	12
NGFS	MTA	207845	22260	10001724-0012	10000	501010 - Perm Salaries-Misc-Regular	3,654,939	3,670,753	15,814	3,840,149	3,856,522	16,373
NGFS	MTA	207845	22260	10001724-0012	10000	513010 - Retire City Misc	533,613	535,930	2,317	542,105	544,424	2,319
NGFS	MTA	207845	22260	10001724-0012	10000	514010 - Social Security (OASDI & HI)	306,862	307,840	978	318,713	319,727	1,014
NGFS	MTA	207845	22260	10001724-0012	10000	514020 - Social Sec-Medicare(HI Only)	71,896	72,126	230	74,577	74,817	240
NGFS	MTA	207845	22260	10001724-0012	10000	515010 - Health Service-City Match	72,072	71,849	(223)	76,772	76,275	(497)
NGFS	MTA	207845	22260	10001724-0012	10000	515020 - Retiree Health-Match-Prop B	36,096	36,212	116	37,456	37,577	121
NGFS	MTA	207845	22260	10001724-0012	10000	515030 - RetireeHlthCare-CityMatchPropC	13,475	13,518	43	13,957	14,003	46
NGFS	MTA	207845	22260	10001724-0012	10000	515710 - Dependent Coverage	557,854	555,970	(1,884)	597,227	593,358	(3,869)
NGFS	MTA	207845	22260	10001724-0012	10000	516010 - Dental Coverage	40,294	40,327	33	41,790	41,884	94
NGFS	MTA	207845	22260	10001724-0012	10000	519120 - Long Term Disability Insurance	11,833	11,898	65	12,484	12,552	68
NGFS	MTA	207845	22260	10001724-0012	10000	579050 - MTA Overhead Cost Recovery	(180,744)	-	180,744	(180,744)	-	180,744
NGFS	MTA	207971	22260	10001724-0009	10000	515010 - Health Service-City Match	15,320	15,268	(52)	16,487	16,381	(106)
NGFS	MTA	207971	22260	10001724-0009	10000	515710 - Dependent Coverage	51,835	51,659	(176)	55,786	55,425	(361)
NGFS	MTA	207971	22260	10001724-0009	10000	516010 - Dental Coverage	4,284	4,289	5	4,471	4,481	10
NGFS	MTA	207971	22260	10001724-0009	10000	519110 - Flexible Benefit Package	11,008	10,970	(38)	11,846	11,770	(76)
NGFS	MTA	207862	22260	10001724-0009	10000	501010 - Perm Salaries-Misc-Regular	2,487,333	2,498,688	11,355	2,604,957	2,616,714	11,757
NGFS	MTA	207862	22260	10001724-0009	10000	513010 - Retire City Misc	353,943	355,578	1,635	358,109	359,747	1,638
NGFS	MTA	207862	22260	10001724-0009	10000	514010 - Social Security (OASDI & HI)	142,951	143,653	702	150,949	151,678	729
NGFS	MTA	207862	22260	10001724-0009	10000	514020 - Social Sec-Medicare(HI Only)	36,425	36,590	165	38,125	38,296	171
NGFS	MTA	207862	22260	10001724-0009	10000	515010 - Health Service-City Match	63,487	63,270	(217)	66,336	65,914	(422)
NGFS	MTA	207862	22260	10001724-0009	10000	515020 - Retiree Health-Match-Prop B	18,290	18,374	84	19,155	19,242	87
NGFS	MTA	207862	22260	10001724-0009	10000	515030 - RetireeHlthCare-CityMatchPropC	6,822	6,855	33	7,145	7,178	33
NGFS	MTA	207862	22260	10001724-0009	10000	515710 - Dependent Coverage	282,892	281,928	(964)	296,641	294,719	(1,922)
NGFS	MTA	207862	22260	10001724-0009	10000	516010 - Dental Coverage	21,603	21,630	27	21,936	21,988	52
NGFS	MTA	207862	22260	10001724-0009	10000	519110 - Flexible Benefit Package	11,008	10,970	(38)	11,846	11,770	(76)
NGFS	MTA	207862	22260	10001724-0009	10000	519120 - Long Term Disability Insurance	2,881	2,929	48	3,105	3,153	48
NGFS	MTA	207863	22260	10001724-0009	10000	501010 - Perm Salaries-Misc-Regular	1,027,937	1,047,173	19,236	1,078,164	1,098,079	19,915
NGFS	MTA	207863	22260	10001724-0009	10000	513010 - Retire City Misc	151,955	154,818	2,863	154,114	156,977	2,863
NGFS	MTA	207863	22260	10001724-0009	10000	514010 - Social Security (OASDI & HI)	89,006	90,196	1,190	92,123	93,355	1,232
NGFS	MTA	207863	22260	10001724-0009	10000	514020 - Social Sec-Medicare(HI Only)	20,817	21,097	280	21,541	21,835	294
NGFS	MTA	207863	22260	10001724-0009	10000	515010 - Health Service-City Match	17,149	17,094	(55)	18,330	18,212	(118)
NGFS	MTA	207863	22260	10001724-0009	10000	515020 - Retiree Health-Match-Prop B	10,456	10,596	140	10,822	10,969	147
NGFS	MTA	207863	22260	10001724-0009	10000	515030 - RetireeHlthCare-CityMatchPropC	3,900	3,949	49	4,032	4,088	56
NGFS	MTA	207863	22260	10001724-0009	10000	515710 - Dependent Coverage	136,306	135,846	(460)	146,200	145,254	(946)

**Technical Adjustments for May 1 Departments
FY 2024-25 and FY 2025-26**

GFS Type	Dept Grp	Dept ID	Fund	Project-Activity	Authority	Account - Title	FY 2024-25 May 1 Proposed	FY 2024-25 Updated	Variance FY 2024-25	FY 2025-26 May 1 Proposed	FY 2025-26 Updated	Variance FY 2025-26
NGFS	MTA	207863	22260	10001724-0009	10000	516010 - Dental Coverage	9,818	9,828	10	10,205	10,228	23
NGFS	MTA	207863	22260	10001724-0009	10000	519120 - Long Term Disability Insurance	2,597	2,674	77	2,744	2,828	84
NGFS	MTA	207866	22260	10001724-0002	10000	515010 - Health Service-City Match	31,890	31,783	(107)	34,197	33,975	(222)
NGFS	MTA	207866	22260	10001724-0002	10000	515710 - Dependent Coverage	147,769	147,270	(499)	158,533	157,513	(1,020)
NGFS	MTA	207866	22260	10001724-0002	10000	516010 - Dental Coverage	11,627	11,636	9	12,095	12,122	27
NGFS	MTA	207866	22260	10001724-0014	10000	501010 - Perm Salaries-Misc-Regular	527,598	530,346	2,748	569,379	572,224	2,845
NGFS	MTA	207866	22260	10001724-0014	10000	513010 - Retire City Misc	79,226	79,635	409	82,679	83,088	409
NGFS	MTA	207866	22260	10001724-0014	10000	514010 - Social Security (OASDI & HI)	86,323	86,493	170	88,914	89,090	176
NGFS	MTA	207866	22260	10001724-0014	10000	514020 - Social Sec-Medicare(HI Only)	20,194	20,234	40	20,799	20,841	42
NGFS	MTA	207866	22260	10001724-0014	10000	515010 - Health Service-City Match	11,065	11,032	(33)	11,741	11,664	(77)
NGFS	MTA	207866	22260	10001724-0014	10000	515020 - Retiree Health-Match-Prop B	10,139	10,159	20	10,446	10,467	21
NGFS	MTA	207866	22260	10001724-0014	10000	515030 - RetireeHlthCare-CityMatchPropC	3,786	3,793	7	3,892	3,900	8
NGFS	MTA	207866	22260	10001724-0014	10000	515710 - Dependent Coverage	102,154	101,808	(346)	109,277	108,569	(708)
NGFS	MTA	207866	22260	10001724-0014	10000	516010 - Dental Coverage	7,215	7,221	6	7,475	7,492	17
NGFS	MTA	207866	22260	10001724-0014	10000	519120 - Long Term Disability Insurance	1,685	1,696	11	1,840	1,852	12
NGFS	MTA	207868	22260	10001724-0014	10000	501010 - Perm Salaries-Misc-Regular	11,051,682	11,101,243	49,561	11,513,903	11,565,220	51,317
NGFS	MTA	207868	22260	10001724-0014	10000	513010 - Retire City Misc	1,622,529	1,629,852	7,323	1,634,155	1,641,481	7,326
NGFS	MTA	207868	22260	10001724-0014	10000	514010 - Social Security (OASDI & HI)	882,412	885,479	3,067	911,803	914,984	3,181
NGFS	MTA	207868	22260	10001724-0014	10000	514020 - Social Sec-Medicare(HI Only)	206,649	207,369	720	213,324	214,074	750
NGFS	MTA	207868	22260	10001724-0014	10000	515010 - Health Service-City Match	246,305	245,536	(769)	262,153	260,455	(1,698)
NGFS	MTA	207868	22260	10001724-0014	10000	515020 - Retiree Health-Match-Prop B	103,747	104,111	364	107,151	107,530	379
NGFS	MTA	207868	22260	10001724-0014	10000	515030 - RetireeHlthCare-CityMatchPropC	38,724	38,856	132	39,942	40,086	144
NGFS	MTA	207868	22260	10001724-0014	10000	515710 - Dependent Coverage	1,563,467	1,558,183	(5,284)	1,671,021	1,660,198	(10,823)
NGFS	MTA	207868	22260	10001724-0014	10000	516010 - Dental Coverage	115,205	115,289	84	119,278	119,543	265
NGFS	MTA	207868	22260	10001724-0014	10000	519120 - Long Term Disability Insurance	42,640	42,765	125	44,452	44,584	132
NGFS	MTA	207868	22260	10001724-0014	10000	579050 - MTA Overhead Cost Recovery	(431,601)	-	431,601	(431,601)	-	431,601
NGFS	MTA	207869	22260	10001724-0014	10000	501010 - Perm Salaries-Misc-Regular	3,536,697	3,597,546	60,849	3,707,034	3,771,305	64,271
NGFS	MTA	207869	22260	10001724-0014	10000	513010 - Retire City Misc	517,191	526,215	9,024	524,184	533,391	9,207
NGFS	MTA	207869	22260	10001724-0014	10000	514010 - Social Security (OASDI & HI)	271,703	275,471	3,768	282,628	286,618	3,990
NGFS	MTA	207869	22260	10001724-0014	10000	514020 - Social Sec-Medicare(HI Only)	63,665	64,547	882	66,133	67,066	933
NGFS	MTA	207869	22260	10001724-0014	10000	515010 - Health Service-City Match	90,579	90,280	(299)	96,595	95,980	(615)
NGFS	MTA	207869	22260	10001724-0014	10000	515020 - Retiree Health-Match-Prop B	31,964	32,413	449	33,212	33,686	474
NGFS	MTA	207869	22260	10001724-0014	10000	515030 - RetireeHlthCare-CityMatchPropC	11,933	12,095	162	12,384	12,564	180
NGFS	MTA	207869	22260	10001724-0014	10000	515710 - Dependent Coverage	536,206	534,400	(1,806)	573,595	569,884	(3,711)
NGFS	MTA	207869	22260	10001724-0014	10000	516010 - Dental Coverage	39,665	39,708	43	41,120	41,214	94
NGFS	MTA	207869	22260	10001724-0014	10000	519120 - Long Term Disability Insurance	6,630	6,678	48	7,050	7,105	55
NGFS	MTA	207870	22260	10001724-0014	10000	515010 - Health Service-City Match	2,346	2,339	(7)	2,526	2,509	(17)
NGFS	MTA	207870	22260	10001724-0014	10000	515710 - Dependent Coverage	16,065	16,010	(55)	17,290	17,178	(112)
NGFS	MTA	207870	22260	10001724-0014	10000	516010 - Dental Coverage	1,180	1,181	1	1,231	1,234	3
NGFS	MTA	207873	22260	10001724-0014	10000	515010 - Health Service-City Match	11,385	11,349	(36)	12,254	12,174	(80)

**Technical Adjustments for May 1 Departments
FY 2024-25 and FY 2025-26**

GFS Type	Dept Grp	Dept ID	Fund	Project-Activity	Authority	Account - Title	FY 2024-25 May 1 Proposed	FY 2024-25 Updated	Variance FY 2024-25	FY 2025-26 May 1 Proposed	FY 2025-26 Updated	Variance FY 2025-26
NGFS	MTA	207873	22260	10001724-0014	10000	515710 - Dependent Coverage	72,141	71,898	(243)	77,642	77,139	(503)
NGFS	MTA	207873	22260	10001724-0014	10000	516010 - Dental Coverage	5,352	5,356	4	5,583	5,595	12
NGFS	MTA	207877	22260	10001724-0010	10000	501010 - Perm Salaries-Misc-Regular	2,374,822	2,387,188	12,366	2,470,042	2,482,843	12,801
NGFS	MTA	207877	22260	10001724-0010	10000	513010 - Retire City Misc	353,372	355,212	1,840	355,435	357,276	1,841
NGFS	MTA	207877	22260	10001724-0010	10000	514010 - Social Security (OASDI & HI)	252,600	253,366	766	258,506	259,298	792
NGFS	MTA	207877	22260	10001724-0010	10000	514020 - Social Sec-Medicare(HI Only)	59,085	59,265	180	60,454	60,642	188
NGFS	MTA	207877	22260	10001724-0010	10000	515010 - Health Service-City Match	53,008	52,831	(177)	56,666	56,304	(362)
NGFS	MTA	207877	22260	10001724-0010	10000	515020 - Retiree Health-Match-Prop B	29,673	29,763	90	30,364	30,459	95
NGFS	MTA	207877	22260	10001724-0010	10000	515030 - RetireeHlthCare-CityMatchPropC	11,072	11,103	31	11,318	11,354	36
NGFS	MTA	207877	22260	10001724-0010	10000	515710 - Dependent Coverage	349,607	348,430	(1,177)	374,768	372,343	(2,425)
NGFS	MTA	207877	22260	10001724-0010	10000	516010 - Dental Coverage	25,690	25,720	30	26,693	26,753	60
NGFS	MTA	207877	22260	10001724-0010	10000	519120 - Long Term Disability Insurance	4,316	4,360	44	4,514	4,562	48
NGFS	MTA	207877	22260	10001724-0010	10000	579050 - MTA Overhead Cost Recovery	(150,000)	-	150,000	(150,000)	-	150,000
NGFS	MTA	207878	22260	10001724-0009	10000	501010 - Perm Salaries-Misc-Regular	140,424	143,172	2,748	145,968	148,810	2,842
NGFS	MTA	207878	22260	10001724-0009	10000	513010 - Retire City Misc	20,896	21,304	408	21,005	21,415	410
NGFS	MTA	207878	22260	10001724-0009	10000	514010 - Social Security (OASDI & HI)	8,706	8,878	172	9,050	9,226	176
NGFS	MTA	207878	22260	10001724-0009	10000	514020 - Social Sec-Medicare(HI Only)	2,036	2,076	40	2,117	2,157	40
NGFS	MTA	207878	22260	10001724-0009	10000	515010 - Health Service-City Match	2,053	2,045	(8)	2,082	2,070	(12)
NGFS	MTA	207878	22260	10001724-0009	10000	515020 - Retiree Health-Match-Prop B	1,022	1,042	20	1,063	1,085	22
NGFS	MTA	207878	22260	10001724-0009	10000	515030 - RetireeHlthCare-CityMatchPropC	382	388	6	396	404	8
NGFS	MTA	207878	22260	10001724-0009	10000	515710 - Dependent Coverage	17,557	17,498	(59)	18,397	18,278	(119)
NGFS	MTA	207878	22260	10001724-0009	10000	516010 - Dental Coverage	1,238	1,241	3	1,255	1,258	3
NGFS	MTA	207878	22260	10001724-0010	10000	501010 - Perm Salaries-Misc-Regular	1,118,105	1,120,853	2,748	1,170,957	1,173,802	2,845
NGFS	MTA	207878	22260	10001724-0010	10000	513010 - Retire City Misc	166,372	166,781	409	168,499	168,908	409
NGFS	MTA	207878	22260	10001724-0010	10000	514010 - Social Security (OASDI & HI)	69,318	69,488	170	72,595	72,771	176
NGFS	MTA	207878	22260	10001724-0010	10000	514020 - Social Sec-Medicare(HI Only)	16,218	16,258	40	16,982	17,024	42
NGFS	MTA	207878	22260	10001724-0010	10000	515010 - Health Service-City Match	23,102	23,031	(71)	24,866	24,704	(162)
NGFS	MTA	207878	22260	10001724-0010	10000	515020 - Retiree Health-Match-Prop B	8,139	8,159	20	8,527	8,548	21
NGFS	MTA	207878	22260	10001724-0010	10000	515030 - RetireeHlthCare-CityMatchPropC	3,042	3,049	7	3,176	3,184	8
NGFS	MTA	207878	22260	10001724-0010	10000	515710 - Dependent Coverage	172,839	172,255	(584)	186,017	184,811	(1,206)
NGFS	MTA	207878	22260	10001724-0010	10000	516010 - Dental Coverage	12,571	12,580	9	13,113	13,142	29
NGFS	MTA	207878	22260	10001724-0010	10000	519120 - Long Term Disability Insurance	4,579	4,590	11	4,797	4,809	12
NGFS	MTA	210672	22260	10001724-0014	10000	501010 - Perm Salaries-Misc-Regular	5,206,107	5,228,454	22,347	5,420,109	5,443,246	23,137
NGFS	MTA	210672	22260	10001724-0014	10000	513010 - Retire City Misc	762,562	765,833	3,271	767,414	770,688	3,274
NGFS	MTA	210672	22260	10001724-0014	10000	514010 - Social Security (OASDI & HI)	347,075	348,457	1,382	360,707	362,140	1,433
NGFS	MTA	210672	22260	10001724-0014	10000	514020 - Social Sec-Medicare(HI Only)	81,307	81,632	325	84,396	84,735	339
NGFS	MTA	210672	22260	10001724-0014	10000	515010 - Health Service-City Match	96,607	96,311	(296)	103,099	102,426	(673)
NGFS	MTA	210672	22260	10001724-0014	10000	515020 - Retiree Health-Match-Prop B	40,820	40,984	164	42,394	42,565	171
NGFS	MTA	210672	22260	10001724-0014	10000	515030 - RetireeHlthCare-CityMatchPropC	15,234	15,295	61	15,801	15,866	65
NGFS	MTA	210672	22260	10001724-0014	10000	515710 - Dependent Coverage	716,927	714,504	(2,423)	768,094	763,118	(4,976)

**Technical Adjustments for May 1 Departments
FY 2024-25 and FY 2025-26**

GFS Type	Dept Grp	Dept ID	Fund	Project-Activity	Authority	Account - Title	FY 2024-25 May 1 Proposed	FY 2024-25 Updated	Variance FY 2024-25	FY 2025-26 May 1 Proposed	FY 2025-26 Updated	Variance FY 2025-26
NGFS	MTA	210672	22260	10001724-0014	10000	516010 - Dental Coverage	52,206	52,241	35	54,188	54,307	119
NGFS	MTA	210672	22260	10001724-0014	10000	519120 - Long Term Disability Insurance	21,327	21,419	92	22,210	22,306	96
NGFS	MTA	210673	22260	10001724-0014	10000	501010 - Perm Salaries-Misc-Regular	892,987	898,483	5,496	924,656	930,346	5,690
NGFS	MTA	210673	22260	10001724-0014	10000	513010 - Retire City Misc	132,876	133,694	818	133,057	133,875	818
NGFS	MTA	210673	22260	10001724-0014	10000	514010 - Social Security (OASDI & HI)	55,363	55,703	340	57,327	57,679	352
NGFS	MTA	210673	22260	10001724-0014	10000	514020 - Social Sec-Medicare(HI Only)	12,951	13,031	80	13,408	13,492	84
NGFS	MTA	210673	22260	10001724-0014	10000	515010 - Health Service-City Match	19,992	19,929	(63)	21,518	21,378	(140)
NGFS	MTA	210673	22260	10001724-0014	10000	515020 - Retiree Health-Match-Prop B	6,502	6,542	40	6,734	6,776	42
NGFS	MTA	210673	22260	10001724-0014	10000	515030 - RetireeHlthCare-CityMatchPropC	2,428	2,442	14	2,509	2,525	16
NGFS	MTA	210673	22260	10001724-0014	10000	515710 - Dependent Coverage	126,518	126,091	(427)	136,164	135,282	(882)
NGFS	MTA	210673	22260	10001724-0014	10000	516010 - Dental Coverage	9,387	9,394	7	9,793	9,814	21
NGFS	MTA	210673	22260	10001724-0014	10000	519120 - Long Term Disability Insurance	3,659	3,681	22	3,789	3,813	24
NGFS	MTA	208650	22260	10001719-0023	10000	520100 - Overhead Recovery	0	(4,500,000)	(4,500,000)	0	(4,500,000)	(4,500,000)
NGFS	MTA	208650	22260	10001719-0023	10000	520190 - Department Overhead	(20,342,980)	-	20,342,980	(15,209,359)	-	15,209,359
NGFS	MTA	208650	22260	10001719-0023	10000	520190 - Department Overhead	160,083,833	138,679,582	(21,404,251)	174,102,645	151,494,931	(22,607,714)
NGFS	MTA	208650	22260	10001719-0023	10000	579020 - MTA Deptmntl OH Cost Recover	(4,500,000)	-	4,500,000	(4,500,000)	-	4,500,000
NGFS	MTA	208650	22870	10001719-0023	10000	519990 - Other Fringe Benefits	-	960	960	-	1,008	1,008
NGFS	MTA	208655	22265	10001719-0023	10000	501010 - Perm Salaries-Misc-Regular	(1,452,440)	(1,369,386)	83,054	(1,321,515)	(1,201,856)	119,659
NGFS	MTA	208655	22265	10001719-0023	10000	513010 - Retire City Misc	(271,552)	(259,243)	12,309	(245,958)	(228,810)	17,148
NGFS	MTA	208655	22265	10001719-0023	10000	514010 - Social Security (OASDI & HI)	(119,834)	(115,339)	4,495	(107,405)	(100,681)	6,724
NGFS	MTA	208655	22265	10001719-0023	10000	514020 - Social Sec-Medicare(HI Only)	(21,039)	(19,837)	1,202	(19,156)	(17,430)	1,726
NGFS	MTA	208655	22265	10001719-0023	10000	515010 - Health Service-City Match	255,728	254,865	(863)	233,538	232,076	(1,462)
NGFS	MTA	208655	22265	10001719-0023	10000	515020 - Retiree Health-Match-Prop B	(10,591)	(9,989)	602	(9,617)	(8,752)	865
NGFS	MTA	208655	22265	10001719-0023	10000	515030 - RetireeHlthCare-CityMatchPropC	(3,945)	(3,721)	224	(3,577)	(3,273)	304
NGFS	MTA	208655	22265	10001719-0023	10000	515710 - Dependent Coverage	(357,999)	(356,909)	1,090	(499,724)	(496,486)	3,238
NGFS	MTA	208655	22265	10001719-0023	10000	516010 - Dental Coverage	(16,328)	(16,333)	(5)	(26,464)	(26,492)	(28)
NGFS	MTA	208655	22265	10001719-0023	10000	519110 - Flexible Benefit Package	22,016	21,940	(76)	23,692	23,540	(152)
NGFS	MTA	208655	22265	10001719-0023	10000	519120 - Long Term Disability Insurance	(21,405)	(21,089)	316	(21,425)	(20,924)	501
NGFS	MTA	208656	22265	10001719-0023	10000	506070 - Programmatic Projects-Budget	-	-	-	5,161,640	663,164	(4,498,476)
NGFS	MTA	208656	22870	10001719-0001	10000	492001 - CTI Fr 1G-General Fund	(116,870,000)	-	116,870,000	(116,160,000)	0	116,160,000
NGFS	MTA	208656	22870	10001719-0001	10000	492001 - CTI Fr 1G-General Fund	116,160,000	(710,000)	(116,870,000)	116,160,000	-	(116,160,000)
NGFS	MTA	208656	22870	10001719-0001	10000	591340 - OTO To 5M-MTA Transit Funds	10,152,522	-	(10,152,522)	3,193,552	-	(3,193,552)
NGFS	MTA	208656	22870	10001719-0001	10000	591340 - OTO To 5M-MTA Transit Funds	131,732,409	136,633,634	4,901,225	141,741,773	137,732,380	(4,009,393)
NGFS	MTA	208656	22870	10001723-0001	10000	515610 - Health Service-Retiree Subsidy	5,767,265	5,665,796	(101,469)	6,264,103	6,053,475	(210,628)
NGFS	MTA	208656	22870	10001723-0001	10000	520190 - Department Overhead	(4,562,429)	-	4,562,429	(3,193,552)	-	3,193,552
NGFS	MTA	208656	22870	10001723-0001	10000	520190 - Department Overhead	35,902,857	31,545,690	(4,357,167)	36,556,829	34,417,490	(2,139,339)
NGFS	MTA	208656	22870	10001723-0001	10000	581210 - DT Technology Infrastructure	1,669,989	1,664,983	(5,006)	1,849,589	1,787,761	(61,828)
NGFS	MTA	208656	22870	10040610-0001	10000	492001 - CTI Fr 1G-General Fund	115,960,000	-	(115,960,000)	119,900,000	-	(119,900,000)
NGFS	MTA	208656	22870	10040610-0001	10000	492001 - CTI Fr 1G-General Fund	-	113,620,000	113,620,000	-	117,550,000	117,550,000
NGFS	MTA	208656	22870	10040612-0001	10000	493001 - OTI Fr 1G-General Fund	4,968,000	2,271,000	(2,697,000)	4,968,000	2,381,000	(2,587,000)

**Technical Adjustments for May 1 Departments
FY 2024-25 and FY 2025-26**

GFS Type	Dept Grp	Dept ID	Fund	Project-Activity	Authority	Account - Title	FY 2024-25 May 1 Proposed	FY 2024-25 Updated	Variance FY 2024-25	FY 2025-26 May 1 Proposed	FY 2025-26 Updated	Variance FY 2025-26
NGFS	MTA	208656	22890	10024201-0001	17304	591340 - OTO To 5M-MTA Transit Funds	4,800,000	4,900,000	100,000	-	-	-
NGFS	MTA	208656	22890	10024201-0001	17304	598030 - Designated For Contingencies	(14,750,000)	(14,850,000)	(100,000)	-	-	-
NGFS	MTA	208657	22260	10001719-0001	10000	493001 - OTI Fr 1G-General Fund	(70,590,000)	-	70,590,000	(70,320,000)	0	70,320,000
NGFS	MTA	208657	22260	10001719-0001	10000	493001 - OTI Fr 1G-General Fund	70,320,000	(270,000)	(70,590,000)	70,320,000	-	(70,320,000)
NGFS	MTA	208657	22260	10001719-0001	10000	493032 - OTI Fr 5N-MTA SM&Sustainable	10,152,522	-	(10,152,522)	3,193,552	-	(3,193,552)
NGFS	MTA	208657	22260	10001719-0001	10000	493032 - OTI Fr 5N-MTA SM&Sustainable	131,732,409	136,633,634	4,901,225	141,741,773	137,732,380	(4,009,393)
NGFS	MTA	208657	22260	10001719-0023	10000	519990 - Other Fringe Benefits	-	10,221	10,221	-	10,556	10,556
NGFS	MTA	208657	22260	10001719-0023	10000	579990 - Allocated Chrgs-Spec Sources	(231,102,733)	(233,878,602)	(2,775,869)	(256,524,317)	(253,748,448)	2,775,869
NGFS	MTA	208657	22260	10001719-0023	10000	581660 - GF-Chf-Youth Works	63,500	-	(63,500)	63,500	-	(63,500)
NGFS	MTA	208657	22260	10001719-0024	10000	495025 - ITI Fr 5M-MTA Transit Funds	-	(18,500)	(18,500)	-	(18,500)	(18,500)
NGFS	MTA	208657	22260	10040609-0001	10000	493001 - OTI Fr 1G-General Fund	69,520,000	-	(69,520,000)	71,040,000	-	(71,040,000)
NGFS	MTA	208657	22260	10040609-0001	10000	493001 - OTI Fr 1G-General Fund	-	69,520,000	69,520,000	-	71,040,000	71,040,000
NGFS	MTA	208657	22260	10040611-0001	10000	492001 - CTI Fr 1G-General Fund	326,910,000	320,310,000	(6,600,000)	338,000,000	331,380,000	(6,620,000)
NGFS	MTA	208657	22265	10001719-0023	10000	515510 - Health Service-Admin Cost	1,711,137	1,456,961	(254,176)	1,766,013	1,507,248	(258,765)
NGFS	MTA	208657	22265	10001719-0023	10000	515610 - Health Service-Retiree Subsidy	38,001,429	37,332,836	(668,593)	41,275,176	39,887,317	(1,387,859)
NGFS	MTA	208657	22265	10001719-0023	10000	520100 - Overhead Recovery	24,905,409	243,385	(24,662,024)	18,402,911	249,346	(18,153,565)
NGFS	MTA	208657	22265	10001719-0023	10000	520100 - Overhead Recovery	(195,986,690)	(170,225,272)	25,761,418	(210,659,474)	(185,912,421)	24,747,053
NGFS	MTA	208657	22265	10001719-0023	10000	581015 - Human Resources Modernizatio	609,210	344,664	(264,546)	624,343	350,482	(273,861)
NGFS	MTA	208657	22265	10001719-0023	10000	581130 - GF-Con-Internal Audits	615,829	622,799	6,970	632,400	637,861	5,461
NGFS	MTA	208657	22265	10001719-0023	10000	581210 - DT Technology Infrastructure	13,506,192	13,465,702	(40,490)	14,958,722	14,458,686	(500,036)
NGFS	MTA	208657	22265	10001719-0023	10000	581470 - GF-HR-EMPLOYMENTSERVIC	1,693,668	1,784,944	91,276	1,755,683	1,982,331	226,648
NGFS	MTA	208657	22280	10036269-0001	21333	493032 - OTI Fr 5N-MTA SM&Sustainable	4,800,000	4,900,000	100,000	-	-	-
NGFS	MTA	208657	22280	10036269-0001	21333	597095 - General Reserve	4,800,000	4,900,000	100,000	-	-	-
NGFS	MTA	208657	22331	10037465-0002	21880	441101 - Transit Operating AssntnceFed	131,625,733	134,401,602	2,775,869	47,196,317	44,420,448	(2,775,869)
NGFS	MTA	208657	22331	10037465-0002	21880	579990 - Allocated Chrgs-Spec Sources	131,625,733	134,401,602	2,775,869	47,196,317	44,420,448	(2,775,869)
NGFS	MTA	208657	22481	10036279-0001	21331	493009 - OTI Fr 2S/GSF-General Svcs Fc	(10,046,500)	0	10,046,500	(10,046,500)	0	10,046,500
NGFS	MTA	208657	22481	10036279-0001	21331	493009 - OTI Fr 2S/GSF-General Svcs Fc	10,046,500	-	(10,046,500)	10,046,500	-	(10,046,500)
NGFS	MTA	208657	22481	10036279-0001	21331	493009 - OTI Fr 2S/GSF-General Svcs Fc	8,380,000	-	(8,380,000)	8,380,000	-	(8,380,000)
NGFS	MTA	208657	22481	10036279-0001	21331	493009 - OTI Fr 2S/GSF-General Svcs Fc	-	8,361,500	8,361,500	-	8,361,500	8,361,500
NGFS	MTA	208657	22481	10036279-0001	21331	595250 - ITO To 5M-MTA Transit Funds	-	(18,500)	(18,500)	-	(18,500)	(18,500)
NGFS	MTA	207797	22260	10001726-0023	10000	515010 - Health Service-City Match	81,803	81,527	(276)	88,209	87,639	(570)
NGFS	MTA	207797	22260	10001726-0023	10000	515710 - Dependent Coverage	231,510	230,721	(789)	249,818	248,207	(1,611)
NGFS	MTA	207797	22260	10001726-0023	10000	516010 - Dental Coverage	19,605	19,620	15	20,510	20,563	43
NGFS	MTA	207797	22260	10001726-0023	10000	519110 - Flexible Benefit Package	11,008	10,970	(38)	11,846	11,770	(76)
NGFS	MTA	207796	22260	10001726-0023	10000	515010 - Health Service-City Match	11,290	11,252	(38)	12,150	12,072	(78)
NGFS	MTA	207796	22260	10001726-0023	10000	515710 - Dependent Coverage	25,793	25,706	(87)	27,759	27,579	(180)
NGFS	MTA	207796	22260	10001726-0023	10000	516010 - Dental Coverage	2,312	2,314	2	2,412	2,417	5
NGFS	MTA	207796	22260	10001726-0023	10000	519110 - Flexible Benefit Package	5,504	5,485	(19)	5,923	5,885	(38)
NGFS	MTA	175645	22265	10001719-0023	10000	515010 - Health Service-City Match	55,113	54,925	(188)	59,355	58,970	(385)
NGFS	MTA	175645	22265	10001719-0023	10000	515710 - Dependent Coverage	118,782	118,374	(408)	128,000	127,169	(831)

**Technical Adjustments for May 1 Departments
FY 2024-25 and FY 2025-26**

GFS Type	Dept Grp	Dept ID	Fund	Project-Activity	Authority	Account - Title	FY 2024-25 May 1 Proposed	FY 2024-25 Updated	Variance FY 2024-25	FY 2025-26 May 1 Proposed	FY 2025-26 Updated	Variance FY 2025-26
NGFS	MTA	175645	22265	10001719-0023	10000	516010 - Dental Coverage	10,602	10,612	10	11,077	11,096	19
NGFS	MTA	175645	22265	10001719-0023	10000	519110 - Flexible Benefit Package	5,504	5,485	(19)	5,923	5,885	(38)
NGFS	MTA	207773	22265	10001719-0023	10000	515010 - Health Service-City Match	460	457	(3)	494	491	(3)
NGFS	MTA	207773	22265	10001719-0023	10000	515710 - Dependent Coverage	(34,067)	(33,955)	112	(36,665)	(36,429)	236
NGFS	MTA	207773	22265	10001719-0023	10000	516010 - Dental Coverage	(2,331)	(2,332)	(1)	(2,432)	(2,438)	(6)
NGFS	MTA	207774	22265	10001719-0023	10000	515010 - Health Service-City Match	79,481	79,211	(270)	85,537	84,982	(555)
NGFS	MTA	207774	22265	10001719-0023	10000	515710 - Dependent Coverage	194,668	194,001	(667)	209,505	208,144	(1,361)
NGFS	MTA	207774	22265	10001719-0023	10000	516010 - Dental Coverage	16,986	17,001	15	17,725	17,757	32
NGFS	MTA	207774	22265	10001719-0023	10000	519110 - Flexible Benefit Package	16,512	16,455	(57)	17,769	17,655	(114)
NGFS	MTA	207775	22265	10001719-0023	10000	515010 - Health Service-City Match	31,674	31,567	(107)	34,088	33,870	(218)
NGFS	MTA	207775	22265	10001719-0023	10000	515710 - Dependent Coverage	64,129	63,909	(220)	69,014	68,569	(445)
NGFS	MTA	207775	22265	10001719-0023	10000	516010 - Dental Coverage	5,825	5,830	5	6,079	6,091	12
NGFS	MTA	207775	22265	10001719-0023	10000	519110 - Flexible Benefit Package	11,008	10,970	(38)	11,846	11,770	(76)
NGFS	MTA	175650	22265	10001719-0023	10000	515010 - Health Service-City Match	31,084	30,979	(105)	33,536	33,319	(217)
NGFS	MTA	175650	22265	10001719-0023	10000	515710 - Dependent Coverage	82,649	82,365	(284)	89,278	88,701	(577)
NGFS	MTA	175650	22265	10001719-0023	10000	516010 - Dental Coverage	7,277	7,283	6	7,617	7,634	17
NGFS	MTA	175650	22265	10001719-0023	10000	519110 - Flexible Benefit Package	33,024	32,910	(114)	35,538	35,310	(228)
NGFS	MTA	175650	22265	10001719-0023	10000	581690 - GF-Mayor'S Office Services	256,195	262,552	6,357	257,534	270,974	13,440
NGFS	MTA	175656	22870	10001728-0001	10000	515010 - Health Service-City Match	77,622	77,360	(262)	82,243	81,713	(530)
NGFS	MTA	175656	22870	10001728-0001	10000	515610 - Health Service-Retiree Subsidy	80,660	79,241	(1,419)	87,609	84,663	(2,946)
NGFS	MTA	175656	22870	10001728-0001	10000	515710 - Dependent Coverage	201,322	200,634	(688)	209,919	208,565	(1,354)
NGFS	MTA	175656	22870	10001728-0001	10000	516010 - Dental Coverage	17,377	17,391	14	17,628	17,667	39
NGFS	MTA	175656	22870	10001728-0001	10000	519110 - Flexible Benefit Package	22,016	21,940	(76)	23,692	23,540	(152)
NGFS	MTA	175656	22870	10001728-0001	10000	581130 - GF-Con-Internal Audits	22,633	22,889	256	23,242	23,442	200
NGFS	MTA	175656	22870	10001728-0001	10000	581210 - DT Technology Infrastructure	18,722	18,666	(56)	20,736	20,043	(693)
NGFS	MTA	175657	22260	10001727-0023	10000	515010 - Health Service-City Match	45,099	44,946	(153)	47,354	47,048	(306)
NGFS	MTA	175657	22260	10001727-0023	10000	515710 - Dependent Coverage	92,943	92,623	(320)	95,369	94,749	(620)
NGFS	MTA	175657	22260	10001727-0023	10000	516010 - Dental Coverage	8,382	8,389	7	8,386	8,401	15
NGFS	MTA	175657	22260	10001727-0023	10000	519110 - Flexible Benefit Package	5,504	5,485	(19)	5,923	5,885	(38)
NGFS	MTA	175657	22330	10041375-0001	10001	515010 - Health Service-City Match	11,245	11,207	(38)	12,102	12,024	(78)
NGFS	MTA	175657	22330	10041375-0001	10001	515710 - Dependent Coverage	23,948	23,866	(82)	25,773	25,606	(167)
NGFS	MTA	175657	22330	10041375-0001	10001	516010 - Dental Coverage	2,130	2,132	2	2,223	2,227	4
NGFS	MTA	175657	22330	10041375-0001	10001	527030 - Transportation Services	3,438,387	3,438,505	118	3,438,387	3,438,628	241
NGFS	MTA	138725	22260	10001719-0023	10000	515010 - Health Service-City Match	(50,716)	(50,546)	170	(54,583)	(54,230)	353
NGFS	MTA	138725	22260	10001719-0023	10000	515710 - Dependent Coverage	(199,998)	(199,326)	672	(215,245)	(213,853)	1,392
NGFS	MTA	138725	22260	10001719-0023	10000	516010 - Dental Coverage	(15,986)	(16,002)	(16)	(16,685)	(16,717)	(32)
NGFS	MTA	138725	22265	10001719-0023	10000	515010 - Health Service-City Match	(17,245)	(17,187)	58	(18,560)	(18,440)	120
NGFS	MTA	138725	22265	10001719-0023	10000	515710 - Dependent Coverage	(68,006)	(67,777)	229	(73,190)	(72,717)	473
NGFS	MTA	138725	22265	10001719-0023	10000	516010 - Dental Coverage	(5,436)	(5,441)	(5)	(5,673)	(5,684)	(11)
NGFS	MTA	210686	22265	10001719-0023	10000	515010 - Health Service-City Match	(2,133)	(2,125)	8	1,501	1,492	(9)

**Technical Adjustments for May 1 Departments
FY 2024-25 and FY 2025-26**

GFS Type	Dept Grp	Dept ID	Fund	Project-Activity	Authority	Account - Title	FY 2024-25 May 1 Proposed	FY 2024-25 Updated	Variance FY 2024-25	FY 2025-26 May 1 Proposed	FY 2025-26 Updated	Variance FY 2025-26
NGFS	MTA	210686	22265	10001719-0023	10000	515710 - Dependent Coverage	(42,379)	(42,240)	139	(30,641)	(30,443)	198
NGFS	MTA	210686	22265	10001719-0023	10000	516010 - Dental Coverage	(3,034)	(3,036)	(2)	(2,006)	(2,010)	(4)
NGFS	MTA	210826	22265	10001719-0023	10000	515010 - Health Service-City Match	9,831	9,798	(33)	10,707	10,638	(69)
NGFS	MTA	210826	22265	10001719-0023	10000	515710 - Dependent Coverage	23,283	23,203	(80)	25,556	25,390	(166)
NGFS	MTA	210826	22265	10001719-0023	10000	516010 - Dental Coverage	2,038	2,040	2	2,165	2,170	5
NGFS	MTA	210827	22265	10001719-0023	10000	515010 - Health Service-City Match	12,176	12,136	(40)	13,400	13,314	(86)
NGFS	MTA	210827	22265	10001719-0023	10000	515710 - Dependent Coverage	38,291	38,159	(132)	42,371	42,099	(272)
NGFS	MTA	210827	22265	10001719-0023	10000	516010 - Dental Coverage	3,279	3,282	3	3,512	3,520	8
NGFS	MTA	210827	22265	10001719-0023	10000	519110 - Flexible Benefit Package	16,512	16,455	(57)	17,769	17,655	(114)
NGFS	MTA	210828	22260	10001719-0023	10000	501010 - Perm Salaries-Misc-Regular	9,977,295	9,987,526	10,231	10,592,814	10,610,014	17,200
NGFS	MTA	210828	22260	10001719-0023	10000	513010 - Retire City Misc	1,451,810	1,453,104	1,294	1,491,151	1,493,169	2,018
NGFS	MTA	210828	22260	10001719-0023	10000	514010 - Social Security (OASDI & HI)	618,273	618,908	635	656,760	657,827	1,067
NGFS	MTA	210828	22260	10001719-0023	10000	514020 - Social Sec-Medicare(HI Only)	144,652	144,802	150	153,564	153,806	242
NGFS	MTA	210828	22260	10001719-0023	10000	515010 - Health Service-City Match	568,846	566,944	(1,902)	620,304	616,338	(3,966)
NGFS	MTA	210828	22260	10001719-0023	10000	515020 - Retiree Health-Match-Prop B	72,679	72,753	74	77,186	77,316	130
NGFS	MTA	210828	22260	10001719-0023	10000	515030 - RetireeHlthCare-CityMatchPropC	27,125	27,154	29	28,746	28,795	49
NGFS	MTA	210828	22260	10001719-0023	10000	515710 - Dependent Coverage	1,300,109	1,295,698	(4,411)	1,431,117	1,421,881	(9,236)
NGFS	MTA	210828	22260	10001719-0023	10000	516010 - Dental Coverage	112,855	112,965	110	120,263	120,500	237
NGFS	MTA	210828	22260	10001719-0023	10000	519110 - Flexible Benefit Package	11,008	10,970	(38)	11,846	11,770	(76)
NGFS	MTA	210828	22260	10001719-0023	10000	519120 - Long Term Disability Insurance	39,546	39,587	41	41,976	42,045	69
NGFS	MTA	210828	22260	10001724-0002	10000	581890 - GF-Rent Paid To Real Estate	289,016	284,567	(4,449)	319,648	316,017	(3,631)
NGFS	MTA	210828	22265	10001719-0023	10000	515010 - Health Service-City Match	51,658	51,483	(175)	56,817	56,449	(368)
NGFS	MTA	210828	22265	10001719-0023	10000	515710 - Dependent Coverage	132,644	132,190	(454)	147,577	146,620	(957)
NGFS	MTA	210828	22265	10001719-0023	10000	516010 - Dental Coverage	11,502	11,513	11	12,376	12,400	24
NGFS	MTA	210828	22265	10001719-0023	10000	519110 - Flexible Benefit Package	16,512	16,455	(57)	17,769	17,655	(114)
NGFS	MTA	210828	22265	10001719-0023	10000	581890 - GF-Rent Paid To Real Estate	6,552,023	6,434,466	(117,557)	7,361,403	7,265,472	(95,931)
NGFS	MTA	210828	22305	10001721-0023	10000	520100 - Overhead Recovery	-	(9,177)	(9,177)	-	(8,009)	(8,009)
NGFS	MTA	210828	22305	10001721-0023	10000	520100 - Overhead Recovery	-	(2,292,407)	(2,292,407)	0	(2,588,469)	(2,588,469)
NGFS	MTA	210828	22305	10001721-0023	10000	579030 - MTA Division OH Cost Recover	(2,334,289)	-	2,334,289	(2,622,647)	-	2,622,647
NGFS	MTA	210828	22305	10001721-0023	10000	581890 - GF-Rent Paid To Real Estate	1,834,105	1,801,197	(32,908)	2,060,674	2,033,820	(26,854)
NGFS	MTA	210828	22305	10001722-0002	10000	581890 - GF-Rent Paid To Real Estate	500,184	491,210	(8,974)	561,973	554,649	(7,324)
NGFS	MTA	210828	22870	10001723-0001	10000	581890 - GF-Rent Paid To Real Estate	989,392	971,843	(17,549)	1,110,219	1,095,898	(14,321)
NGFS	MTA	210828	22870	10001728-0001	10000	581890 - GF-Rent Paid To Real Estate	125,046	122,802	(2,244)	140,493	138,662	(1,831)
NGFS	MTA	210829	22265	10001719-0023	10000	515010 - Health Service-City Match	(392)	(391)	1	(380)	(377)	3
NGFS	MTA	210829	22265	10001719-0023	10000	515710 - Dependent Coverage	(1,545)	(1,540)	5	(1,497)	(1,487)	10
NGFS	MTA	210829	22265	10001719-0023	10000	516010 - Dental Coverage	(124)	(123)	1	(116)	(116)	-
NGFS	MTA	210830	22260	10001719-0023	10000	501010 - Perm Salaries-Misc-Regular	163,045	163,494	449	169,501	169,967	466
NGFS	MTA	210830	22260	10001719-0023	10000	513010 - Retire City Misc	23,387	23,452	65	23,486	23,551	65
NGFS	MTA	210830	22260	10001719-0023	10000	514020 - Social Sec-Medicare(HI Only)	2,364	2,371	7	2,458	2,465	7
NGFS	MTA	210830	22260	10001719-0023	10000	515010 - Health Service-City Match	2,783	2,774	(9)	2,995	2,976	(19)

**Technical Adjustments for May 1 Departments
FY 2024-25 and FY 2025-26**

GFS Type	Dept Grp	Dept ID	Fund	Project-Activity	Authority	Account - Title	FY 2024-25 May 1 Proposed	FY 2024-25 Updated	Variance FY 2024-25	FY 2025-26 May 1 Proposed	FY 2025-26 Updated	Variance FY 2025-26
NGFS	MTA	210830	22260	10001719-0023	10000	515020 - Retiree Health-Match-Prop B	1,187	1,191	4	1,234	1,238	4
NGFS	MTA	210830	22260	10001719-0023	10000	515030 - RetireeHlthCare-CityMatchPropC	443	444	1	460	461	1
NGFS	MTA	210830	22260	10001719-0023	10000	515710 - Dependent Coverage	14,089	14,041	(48)	15,163	15,065	(98)
NGFS	MTA	210830	22260	10001719-0023	10000	516010 - Dental Coverage	1,082	1,083	1	1,129	1,131	2
NGFS	MTA	210830	22260	10001719-0023	10000	519120 - Long Term Disability Insurance	669	670	1	695	697	2
NGFS	PRT	210646	23680	10026770-0001	10000	515010 - Health Service-City Match	49,360	49,192	(168)	53,121	52,775	(346)
NGFS	PRT	210646	23680	10026770-0001	10000	515710 - Dependent Coverage	129,990	129,545	(445)	139,899	138,989	(910)
NGFS	PRT	210646	23680	10026770-0001	10000	516010 - Dental Coverage	11,161	11,171	10	11,646	11,667	21
NGFS	PRT	210646	23680	10026770-0001	10000	519010 - Fringe Adjustments-Budget	-	968	968	-	8,515	8,515
NGFS	PRT	210646	23680	10026770-0001	10000	519110 - Flexible Benefit Package	5,504	5,485	(19)	5,923	5,885	(38)
NGFS	PRT	210647	23680	10026770-0001	10000	515010 - Health Service-City Match	12,086	12,045	(41)	12,711	12,630	(81)
NGFS	PRT	210647	23680	10026770-0001	10000	515710 - Dependent Coverage	20,778	20,706	(72)	21,196	21,059	(137)
NGFS	PRT	210647	23680	10026770-0001	10000	516010 - Dental Coverage	2,023	2,024	1	2,020	2,025	5
NGFS	PRT	210647	23680	10026770-0001	10000	519110 - Flexible Benefit Package	11,008	10,970	(38)	11,846	11,770	(76)
NGFS	PRT	210649	23680	10026770-0001	10000	515010 - Health Service-City Match	25,032	24,948	(84)	26,940	26,768	(172)
NGFS	PRT	210649	23680	10026770-0001	10000	515710 - Dependent Coverage	44,424	44,272	(152)	47,808	47,500	(308)
NGFS	PRT	210649	23680	10026770-0001	10000	516010 - Dental Coverage	4,104	4,108	4	4,284	4,292	8
NGFS	PRT	210650	23680	10026770-0001	10000	515010 - Health Service-City Match	4,987	4,970	(17)	5,367	5,332	(35)
NGFS	PRT	210650	23680	10026770-0001	10000	515710 - Dependent Coverage	12,842	12,798	(44)	13,821	13,731	(90)
NGFS	PRT	210650	23680	10026770-0001	10000	516010 - Dental Coverage	1,104	1,105	1	1,152	1,154	2
NGFS	PRT	210651	23680	10026770-0001	10000	515010 - Health Service-City Match	40,803	40,666	(137)	43,911	43,628	(283)
NGFS	PRT	210651	23680	10026770-0001	10000	515710 - Dependent Coverage	128,138	127,702	(436)	137,901	137,011	(890)
NGFS	PRT	210651	23680	10026770-0001	10000	516010 - Dental Coverage	10,904	10,913	9	11,376	11,402	26
NGFS	PRT	210651	23680	10026770-0001	10000	519110 - Flexible Benefit Package	44,032	43,880	(152)	47,384	47,080	(304)
NGFS	PRT	109743	23680	10026771-0001	10000	501010 - Perm Salaries-Misc-Regular	(203)	-	203	-	-	-
NGFS	PRT	109743	23680	10026771-0001	10000	501010 - Perm Salaries-Misc-Regular	203	-	(203)	-	-	-
NGFS	PRT	109743	23680	10026771-0001	10000	509010 - Premium Pay - Misc	(683)	-	683	-	-	-
NGFS	PRT	109743	23680	10026771-0001	10000	509010 - Premium Pay - Misc	683	-	(683)	-	-	-
NGFS	PRT	109743	23680	10026771-0001	10000	513010 - Retire City Misc	(33)	-	33	-	-	-
NGFS	PRT	109743	23680	10026771-0001	10000	513010 - Retire City Misc	33	-	(33)	-	-	-
NGFS	PRT	109743	23680	10026771-0001	10000	514010 - Social Security (OASDI & HI)	(55)	-	55	-	-	-
NGFS	PRT	109743	23680	10026771-0001	10000	514010 - Social Security (OASDI & HI)	55	-	(55)	-	-	-
NGFS	PRT	109743	23680	10026771-0001	10000	514020 - Social Sec-Medicare(HI Only)	(13)	-	13	-	-	-
NGFS	PRT	109743	23680	10026771-0001	10000	514020 - Social Sec-Medicare(HI Only)	13	-	(13)	-	-	-
NGFS	PRT	109743	23680	10026771-0001	10000	515020 - Retiree Health-Match-Prop B	(6)	-	6	-	-	-
NGFS	PRT	109743	23680	10026771-0001	10000	515020 - Retiree Health-Match-Prop B	6	-	(6)	-	-	-
NGFS	PRT	109743	23680	10026771-0001	10000	515030 - RetireeHlthCare-CityMatchPropC	(3)	-	3	-	-	-
NGFS	PRT	109743	23680	10026771-0001	10000	515030 - RetireeHlthCare-CityMatchPropC	3	-	(3)	-	-	-
NGFS	PRT	109743	23680	10026771-0001	10000	519120 - Long Term Disability Insurance	(1)	-	1	-	-	-
NGFS	PRT	109743	23680	10026771-0001	10000	519120 - Long Term Disability Insurance	1	-	(1)	-	-	-

**Technical Adjustments for May 1 Departments
FY 2024-25 and FY 2025-26**

GFS Type	Dept Grp	Dept ID	Fund	Project-Activity	Authority	Account - Title	FY 2024-25 May 1 Proposed	FY 2024-25 Updated	Variance FY 2024-25	FY 2025-26 May 1 Proposed	FY 2025-26 Updated	Variance FY 2025-26
NGFS	PRT	109743	23680	10032133-0001	10000	501010 - Perm Salaries-Misc-Regular	214	-	(214)	-	-	-
NGFS	PRT	109743	23680	10032133-0001	10000	501010 - Perm Salaries-Misc-Regular	2,021,626	2,021,840	214	2,093,992	2,093,992	-
NGFS	PRT	109743	23680	10032133-0001	10000	505010 - Temp Misc Regular Salaries	215,823	-	(215,823)	-	-	-
NGFS	PRT	109743	23680	10032133-0001	10000	505010 - Temp Misc Regular Salaries	-	215,823	215,823	224,455	224,455	-
NGFS	PRT	109743	23680	10032133-0001	10000	509010 - Premium Pay - Misc	711	-	(711)	-	-	-
NGFS	PRT	109743	23680	10032133-0001	10000	509010 - Premium Pay - Misc	-	711	711	739	739	-
NGFS	PRT	109743	23680	10032133-0001	10000	513010 - Retire City Misc	35	-	(35)	-	-	-
NGFS	PRT	109743	23680	10032133-0001	10000	513010 - Retire City Misc	292,364	292,399	35	292,580	292,580	-
NGFS	PRT	109743	23680	10032133-0001	10000	514010 - Social Security (OASDI & HI)	13,438	-	(13,438)	-	-	-
NGFS	PRT	109743	23680	10032133-0001	10000	514010 - Social Security (OASDI & HI)	114,073	127,511	13,438	135,064	135,064	-
NGFS	PRT	109743	23680	10032133-0001	10000	514020 - Social Sec-Medicare(HI Only)	3,142	-	(3,142)	-	-	-
NGFS	PRT	109743	23680	10032133-0001	10000	514020 - Social Sec-Medicare(HI Only)	29,320	32,462	3,142	33,639	33,639	-
NGFS	PRT	109743	23680	10032133-0001	10000	515010 - Health Service-City Match	55,704	55,516	(188)	59,822	59,434	(388)
NGFS	PRT	109743	23680	10032133-0001	10000	515020 - Retiree Health-Match-Prop B	1,579	-	(1,579)	-	-	-
NGFS	PRT	109743	23680	10032133-0001	10000	515020 - Retiree Health-Match-Prop B	14,730	16,309	1,579	16,900	16,900	-
NGFS	PRT	109743	23680	10032133-0001	10000	515030 - RetireeHlthCare-CityMatchPropC	589	-	(589)	-	-	-
NGFS	PRT	109743	23680	10032133-0001	10000	515030 - RetireeHlthCare-CityMatchPropC	5,494	6,083	589	6,302	6,302	-
NGFS	PRT	109743	23680	10032133-0001	10000	515710 - Dependent Coverage	145,356	144,859	(497)	155,935	154,923	(1,012)
NGFS	PRT	109743	23680	10032133-0001	10000	516010 - Dental Coverage	12,592	12,603	11	13,099	13,125	26
NGFS	PRT	109743	23680	10032133-0001	10000	519110 - Flexible Benefit Package	22,016	21,940	(76)	23,692	23,540	(152)
NGFS	PRT	109743	23680	10032133-0001	10000	519120 - Long Term Disability Insurance	1	-	(1)	-	-	-
NGFS	PRT	109743	23680	10032133-0001	10000	519120 - Long Term Disability Insurance	4,794	4,795	1	4,967	4,967	-
NGFS	PRT	109747	23680	10026771-0001	10000	515010 - Health Service-City Match	49,231	49,065	(166)	54,353	54,006	(347)
NGFS	PRT	109747	23680	10026771-0001	10000	515710 - Dependent Coverage	85,336	85,044	(292)	93,992	93,388	(604)
NGFS	PRT	109747	23680	10026771-0001	10000	516010 - Dental Coverage	7,970	7,977	7	8,518	8,535	17
NGFS	PRT	109747	23680	10026771-0001	10000	519110 - Flexible Benefit Package	5,504	5,485	(19)	5,923	5,885	(38)
NGFS	PRT	109748	23680	10026771-0001	10000	515010 - Health Service-City Match	18,928	18,864	(64)	20,370	20,238	(132)
NGFS	PRT	109748	23680	10026771-0001	10000	515710 - Dependent Coverage	54,508	54,322	(186)	58,662	58,282	(380)
NGFS	PRT	109748	23680	10026771-0001	10000	516010 - Dental Coverage	4,658	4,662	4	4,860	4,870	10
NGFS	PRT	109748	23680	10026771-0001	10000	519110 - Flexible Benefit Package	11,008	10,970	(38)	11,846	11,770	(76)
NGFS	PRT	167644	24530	10024236-0003	17321	515010 - Health Service-City Match	67,909	67,682	(227)	74,455	73,979	(476)
NGFS	PRT	167644	24530	10024236-0003	17321	515710 - Dependent Coverage	128,606	128,167	(439)	140,560	139,654	(906)
NGFS	PRT	167644	24530	10024236-0003	17321	516010 - Dental Coverage	11,778	11,789	11	12,492	12,516	24
NGFS	PRT	167644	24530	10024236-0003	17321	519110 - Flexible Benefit Package	11,008	10,970	(38)	11,846	11,770	(76)
NGFS	PRT	167644	24530	10024236-0003	17321	595280 - ITO To 5P-Port of SanFrancisco	335,604	336,297	693	390,581	392,015	1,434
NGFS	PRT	167644	24540	10011395-0001	12726	495028 - ITI Fr 5P-Port of SanFrancisco	335,604	336,297	693	390,581	392,015	1,434
NGFS	PRT	109751	23680	10026768-0001	10000	515010 - Health Service-City Match	25,032	24,948	(84)	26,940	26,768	(172)
NGFS	PRT	109751	23680	10026768-0001	10000	515710 - Dependent Coverage	44,424	44,272	(152)	47,808	47,500	(308)
NGFS	PRT	109751	23680	10026768-0001	10000	516010 - Dental Coverage	4,104	4,108	4	4,284	4,292	8
NGFS	PRT	109752	23680	10026768-0001	10000	515010 - Health Service-City Match	53,908	53,725	(183)	58,016	57,645	(371)

**Technical Adjustments for May 1 Departments
FY 2024-25 and FY 2025-26**

GFS Type	Dept Grp	Dept ID	Fund	Project-Activity	Authority	Account - Title	FY 2024-25 May 1 Proposed	FY 2024-25 Updated	Variance FY 2024-25	FY 2025-26 May 1 Proposed	FY 2025-26 Updated	Variance FY 2025-26
NGFS	PRT	109752	23680	10026768-0001	10000	515710 - Dependent Coverage	122,072	121,660	(412)	131,376	130,525	(851)
NGFS	PRT	109752	23680	10026768-0001	10000	516010 - Dental Coverage	10,818	10,828	10	11,289	11,311	22
NGFS	PRT	109752	23680	10026768-0001	10000	519110 - Flexible Benefit Package	11,008	10,970	(38)	11,846	11,770	(76)
NGFS	PRT	109752	23680	10026768-0001	10000	581015 - Human Resources Modernizatio	32,537	18,408	(14,129)	33,345	18,719	(14,626)
NGFS	PRT	109752	23680	10026768-0001	10000	581470 - GF-HR-EMPLOYMENTSERVIC	90,456	95,331	4,875	93,768	105,873	12,105
NGFS	PRT	109752	23680	10026768-0001	10000	581660 - GF-Chf-Youth Works	61,572	-	(61,572)	64,035	-	(64,035)
NGFS	PRT	109752	23680	10026768-0001	10000	581870 - GF-HR-SF Fellows Program	120,000	240,000	120,000	-	-	-
NGFS	PRT	109753	23680	10026768-0001	10000	501010 - Perm Salaries-Misc-Regular	1,581,577	1,582,452	875	1,637,658	1,638,564	906
NGFS	PRT	109753	23680	10026768-0001	10000	513010 - Retire City Misc	228,173	228,303	130	228,239	228,369	130
NGFS	PRT	109753	23680	10026768-0001	10000	514010 - Social Security (OASDI & HI)	89,434	89,488	54	94,544	94,600	56
NGFS	PRT	109753	23680	10026768-0001	10000	514020 - Social Sec-Medicare(HI Only)	22,934	22,947	13	23,745	23,758	13
NGFS	PRT	109753	23680	10026768-0001	10000	515010 - Health Service-City Match	44,373	44,222	(151)	47,754	47,443	(311)
NGFS	PRT	109753	23680	10026768-0001	10000	515020 - Retiree Health-Match-Prop B	11,519	11,525	6	11,929	11,935	6
NGFS	PRT	109753	23680	10026768-0001	10000	515030 - RetireeHlthCare-CityMatchPropC	4,296	4,298	2	4,449	4,451	2
NGFS	PRT	109753	23680	10026768-0001	10000	515710 - Dependent Coverage	117,148	116,747	(401)	126,078	125,258	(820)
NGFS	PRT	109753	23680	10026768-0001	10000	516010 - Dental Coverage	10,057	10,066	9	10,494	10,513	19
NGFS	PRT	109753	23680	10026768-0001	10000	519110 - Flexible Benefit Package	5,504	5,485	(19)	5,923	5,885	(38)
NGFS	PRT	109753	23680	10026768-0001	10000	519120 - Long Term Disability Insurance	5,561	5,565	4	5,760	5,764	4
NGFS	PRT	109753	23680	10026768-0001	10000	581210 - DT Technology Infrastructure	986,421	983,523	(2,898)	1,097,207	1,061,712	(35,495)
NGFS	PRT	109754	23680	10026768-0001	10000	430150 - Interest Earned - Pooled Cash	1,000,000	2,000,000	1,000,000	-	1,000,000	1,000,000
NGFS	PRT	109754	23680	10026768-0001	10000	499999 - Beg Fund Balance - Budget Only	13,714,474	11,934,115	(1,780,359)	2,221,823	-	(2,221,823)
NGFS	PRT	109754	23680	10026768-0001	10000	501010 - Perm Salaries-Misc-Regular	66	-	(66)	-	-	-
NGFS	PRT	109754	23680	10026768-0001	10000	501010 - Perm Salaries-Misc-Regular	99,780	(258,092)	(357,872)	139,915	(217,031)	(356,946)
NGFS	PRT	109754	23680	10026768-0001	10000	513010 - Retire City Misc	10	-	(10)	-	-	-
NGFS	PRT	109754	23680	10026768-0001	10000	513010 - Retire City Misc	11,540	(41,712)	(53,252)	16,599	(34,765)	(51,364)
NGFS	PRT	109754	23680	10026768-0001	10000	514010 - Social Security (OASDI & HI)	4	-	(4)	-	-	-
NGFS	PRT	109754	23680	10026768-0001	10000	514010 - Social Security (OASDI & HI)	6,943	(15,246)	(22,189)	9,868	(12,263)	(22,131)
NGFS	PRT	109754	23680	10026768-0001	10000	514020 - Social Sec-Medicare(HI Only)	1	-	(1)	-	-	-
NGFS	PRT	109754	23680	10026768-0001	10000	514020 - Social Sec-Medicare(HI Only)	2,616	(2,573)	(5,189)	3,245	(1,931)	(5,176)
NGFS	PRT	109754	23680	10026768-0001	10000	515010 - Health Service-City Match	1,014	(9,694)	(10,708)	1,777	(9,633)	(11,410)
NGFS	PRT	109754	23680	10026768-0001	10000	515020 - Retiree Health-Match-Prop B	1,269	(1,338)	(2,607)	1,585	(1,015)	(2,600)
NGFS	PRT	109754	23680	10026768-0001	10000	515030 - RetireeHlthCare-CityMatchPropC	473	(499)	(972)	592	(377)	(969)
NGFS	PRT	109754	23680	10026768-0001	10000	515510 - Health Service-Admin Cost	69,412	59,102	(10,310)	71,638	61,142	(10,496)
NGFS	PRT	109754	23680	10026768-0001	10000	515610 - Health Service-Retiree Subsidy	1,804,692	1,772,941	(31,751)	1,960,163	1,894,253	(65,910)
NGFS	PRT	109754	23680	10026768-0001	10000	515710 - Dependent Coverage	(18,125)	(60,273)	(42,148)	(18,433)	(63,267)	(44,834)
NGFS	PRT	109754	23680	10026768-0001	10000	516010 - Dental Coverage	(1,178)	(4,567)	(3,389)	(1,128)	(4,644)	(3,516)
NGFS	PRT	109754	23680	10026768-0001	10000	519110 - Flexible Benefit Package	5,504	5,485	(19)	5,923	5,885	(38)
NGFS	PRT	109754	23680	10026768-0001	10000	519120 - Long Term Disability Insurance	(606)	(2,074)	(1,468)	(478)	(1,942)	(1,464)
NGFS	PRT	109754	23680	10026768-0001	10000	581920 - GF-HRc Surety Bond	84,860	84,855	(5)	85,357	85,348	(9)
NGFS	PRT	109755	23680	10026768-0001	10000	515010 - Health Service-City Match	74,205	73,954	(251)	85,428	84,875	(553)

**Technical Adjustments for May 1 Departments
FY 2024-25 and FY 2025-26**

GFS Type	Dept Grp	Dept ID	Fund	Project-Activity	Authority	Account - Title	FY 2024-25 May 1 Proposed	FY 2024-25 Updated	Variance FY 2024-25	FY 2025-26 May 1 Proposed	FY 2025-26 Updated	Variance FY 2025-26
NGFS	PRT	109755	23680	10026768-0001	10000	515010 - Health Service-City Match	5,174	5,156	(18)	-	-	-
NGFS	PRT	109755	23680	10026768-0001	10000	515710 - Dependent Coverage	166,854	166,282	(572)	201,528	200,220	(1,308)
NGFS	PRT	109755	23680	10026768-0001	10000	515710 - Dependent Coverage	20,402	20,333	(69)	-	-	-
NGFS	PRT	109755	23680	10026768-0001	10000	516010 - Dental Coverage	14,738	14,752	14	17,082	17,113	31
NGFS	PRT	109755	23680	10026768-0001	10000	516010 - Dental Coverage	1,631	1,632	1	-	-	-
NGFS	PRT	109755	23680	10026768-0001	10000	519110 - Flexible Benefit Package	5,504	5,485	(19)	5,923	5,885	(38)
NGFS	PRT	109755	23680	10026768-0001	10000	581120 - GF-Con-Financial Systems	178,059	184,028	5,969	184,594	191,248	6,654
NGFS	PRT	109755	23680	10026768-0001	10000	581130 - GF-Con-Internal Audits	301,224	300,295	(929)	301,703	293,188	(8,515)
NGFS	PRT	109756	23680	10026768-0001	10000	515010 - Health Service-City Match	45,895	45,740	(155)	49,392	49,073	(319)
NGFS	PRT	109756	23680	10026768-0001	10000	515710 - Dependent Coverage	116,816	116,417	(399)	125,718	124,904	(814)
NGFS	PRT	109756	23680	10026768-0001	10000	516010 - Dental Coverage	10,143	10,152	9	10,584	10,605	21
NGFS	PRT	109756	23680	10026768-0001	10000	519110 - Flexible Benefit Package	18,512	16,455	(57)	17,789	17,855	(114)
NGFS	PRT	109759	23680	10026769-0001	10000	515010 - Health Service-City Match	9,974	9,940	(34)	10,734	10,864	(70)
NGFS	PRT	109759	23680	10026769-0001	10000	515710 - Dependent Coverage	25,664	25,596	(68)	27,642	27,462	(180)
NGFS	PRT	109759	23680	10026769-0001	10000	516010 - Dental Coverage	2,208	2,210	2	2,304	2,308	4
NGFS	PRT	109760	23680	10026769-0001	10000	515010 - Health Service-City Match	8,568	8,541	(27)	9,222	9,162	(60)
NGFS	PRT	109760	23680	10026769-0001	10000	515710 - Dependent Coverage	54,222	54,039	(183)	58,356	57,978	(378)
NGFS	PRT	109760	23680	10026769-0001	10000	516010 - Dental Coverage	4,023	4,026	3	4,197	4,206	9
NGFS	PRT	109762	23680	10026769-0001	10000	501010 - Perm Salaries-Misc-Regular	1,102,080	30,179	(1,071,901)	1,281,625	214,844	(1,066,781)
NGFS	PRT	109762	23680	10026769-0001	10000	513010 - Retire City Misc	155,817	(3,691)	(159,508)	175,395	21,876	(153,519)
NGFS	PRT	109762	23680	10026769-0001	10000	514010 - Social Security (OASDI & HI)	96,829	30,345	(66,484)	110,101	43,845	(66,256)
NGFS	PRT	109762	23680	10026769-0001	10000	514020 - Social Sec-Medicare(HI Only)	24,385	8,842	(15,543)	27,325	11,858	(15,467)
NGFS	PRT	109762	23680	10026769-0001	10000	515010 - Health Service-City Match	28,195	(3,976)	(32,171)	33,246	(1,288)	(34,534)
NGFS	PRT	109762	23680	10026769-0001	10000	515020 - Retiree Health-Match-Prop B	12,250	4,441	(7,809)	13,725	5,957	(7,768)
NGFS	PRT	109762	23680	10026769-0001	10000	515030 - RetireeHlthCare-CityMatchProp	4,568	1,657	(2,911)	5,117	2,218	(2,899)
NGFS	PRT	109762	23680	10026769-0001	10000	515710 - Dependent Coverage	67,183	(59,542)	(126,725)	82,736	(53,148)	(135,884)
NGFS	PRT	109762	23680	10026769-0001	10000	516010 - Dental Coverage	5,930	(4,220)	(10,150)	6,997	(3,566)	(10,563)
NGFS	PRT	109762	23680	10026769-0001	10000	519110 - Flexible Benefit Package	22,018	21,940	(76)	23,692	23,540	(152)
NGFS	PRT	109762	23680	10026769-0001	10000	519120 - Long Term Disability Insurance	1,247	(3,147)	(4,394)	1,868	(2,506)	(4,374)
NGFS	PRT	109762	23680	10026769-0001	10000	581065 - Adm-Real Estate Special Svcs	246,536	246,524	(12)	258,407	258,384	(23)
NGFS	PRT	109762	23680	10026769-0001	10000	595280 - ITO To 5P-Port of San Francisco	3,585,527	3,267,000	(318,527)	3,585,527	3,267,000	(318,527)
NGFS	PRT	109762	23680	10026769-0001	10000	595280 - ITO To 5P-Port of San Francisco	23,892,238	25,383,334	1,491,096	14,883,818	13,118,782	(1,765,036)
NGFS	PRT	109763	23680	10026769-0001	10000	515010 - Health Service-City Match	22,806	22,729	(77)	24,542	24,381	(161)
NGFS	PRT	109763	23680	10026769-0001	10000	515710 - Dependent Coverage	125,195	124,775	(420)	134,743	133,868	(875)
NGFS	PRT	109763	23680	10026769-0001	10000	516010 - Dental Coverage	8,946	8,953	7	9,331	9,352	21
NGFS	PRT	109764	23680	10026769-0001	10000	515010 - Health Service-City Match	19,992	19,929	(63)	21,518	21,378	(140)
NGFS	PRT	109764	23680	10026769-0001	10000	515710 - Dependent Coverage	126,518	126,091	(427)	136,164	135,282	(882)
NGFS	PRT	109764	23680	10026769-0001	10000	516010 - Dental Coverage	9,387	9,394	7	9,793	9,814	21
NGFS	PRT	109765	23680	10026769-0001	10000	501010 - Perm Salaries-Misc-Regular	575,494	583,082	7,588	595,902	603,760	7,858
NGFS	PRT	109765	23680	10026769-0001	10000	513010 - Retire City Misc	84,859	85,989	1,130	84,949	86,079	1,130

**Technical Adjustments for May 1 Departments
FY 2024-25 and FY 2025-26**

GFS Type	Dept Grp	Dept ID	Fund	Project-Activity	Authority	Account - Title	FY 2024-25 May 1 Proposed	FY 2024-25 Updated	Variance FY 2024-25	FY 2025-26 May 1 Proposed	FY 2025-26 Updated	Variance FY 2025-26
NGFS	PRT	109765	23680	10026769-0001	10000	514010 - Social Security (OASDI & HI)	35,681	36,151	470	36,946	37,434	488
NGFS	PRT	109765	23680	10026769-0001	10000	514020 - Social Sec-Medicare(HI Only)	8,344	8,454	110	8,640	8,754	114
NGFS	PRT	109765	23680	10026769-0001	10000	515010 - Health Service-City Match	13,968	13,919	(49)	15,030	14,935	(95)
NGFS	PRT	109765	23680	10026769-0001	10000	515020 - Retiree Health-Match-Prop B	4,191	4,247	56	4,340	4,398	58
NGFS	PRT	109765	23680	10026769-0001	10000	515030 - RetireeHlthCare-CityMatchPropC	1,564	1,584	20	1,619	1,641	22
NGFS	PRT	109765	23680	10026769-0001	10000	515710 - Dependent Coverage	76,365	76,109	(256)	82,188	81,657	(531)
NGFS	PRT	109765	23680	10026769-0001	10000	516010 - Dental Coverage	5,733	5,742	9	5,985	5,998	13
NGFS	PRT	109766	23680	10026769-0001	10000	501010 - Perm Salaries-Misc-Regular	408,789	409,796	1,007	423,283	424,330	1,047
NGFS	PRT	109766	23680	10026769-0001	10000	513010 - Retire City Misc	60,067	60,215	148	60,122	60,270	148
NGFS	PRT	109766	23680	10026769-0001	10000	514010 - Social Security (OASDI & HI)	25,345	25,407	62	26,244	26,309	65
NGFS	PRT	109766	23680	10026769-0001	10000	514020 - Social Sec-Medicare(HI Only)	5,927	5,942	15	6,138	6,152	14
NGFS	PRT	109766	23680	10026769-0001	10000	515010 - Health Service-City Match	10,113	10,080	(33)	10,884	10,815	(69)
NGFS	PRT	109766	23680	10026769-0001	10000	515020 - Retiree Health-Match-Prop B	2,978	2,985	7	3,083	3,092	9
NGFS	PRT	109766	23680	10026769-0001	10000	515030 - RetireeHlthCare-CityMatchPropC	1,111	1,114	3	1,150	1,153	3
NGFS	PRT	109766	23680	10026769-0001	10000	515710 - Dependent Coverage	49,221	49,056	(165)	52,974	52,632	(342)
NGFS	PRT	109766	23680	10026769-0001	10000	516010 - Dental Coverage	3,801	3,804	3	3,966	3,975	9
NGFS	PRT	109766	23680	10026769-0001	10000	519120 - Long Term Disability Insurance	1,677	1,680	3	1,736	1,739	3
NGFS	PRT	109767	23680	10026769-0001	10000	515010 - Health Service-City Match	10,056	10,022	(34)	10,822	10,752	(70)
NGFS	PRT	109767	23680	10026769-0001	10000	515710 - Dependent Coverage	24,632	24,550	(82)	26,510	26,338	(172)
NGFS	PRT	109767	23680	10026769-0001	10000	516010 - Dental Coverage	2,100	2,104	4	2,192	2,196	4
NGFS	PRT	109769	23680	10026769-0001	10000	501010 - Perm Salaries-Misc-Regular	93,739	-	(93,739)	97,063	-	(97,063)
NGFS	PRT	109769	23680	10026769-0001	10000	501010 - Perm Salaries-Misc-Regular	540,526	634,265	93,739	559,694	656,757	97,063
NGFS	PRT	109769	23680	10026769-0001	10000	513010 - Retire City Misc	13,948	-	(13,948)	13,967	-	(13,967)
NGFS	PRT	109769	23680	10026769-0001	10000	513010 - Retire City Misc	80,429	94,377	13,948	80,538	94,505	13,967
NGFS	PRT	109769	23680	10026769-0001	10000	514010 - Social Security (OASDI & HI)	5,812	-	(5,812)	6,018	-	(6,018)
NGFS	PRT	109769	23680	10026769-0001	10000	514010 - Social Security (OASDI & HI)	33,513	39,325	5,812	34,701	40,719	6,018
NGFS	PRT	109769	23680	10026769-0001	10000	514020 - Social Sec-Medicare(HI Only)	1,359	-	(1,359)	1,407	-	(1,407)
NGFS	PRT	109769	23680	10026769-0001	10000	514020 - Social Sec-Medicare(HI Only)	7,837	9,196	1,359	8,114	9,521	1,407
NGFS	PRT	109769	23680	10026769-0001	10000	515010 - Health Service-City Match	5,028	-	(5,028)	5,411	-	(5,411)
NGFS	PRT	109769	23680	10026769-0001	10000	515010 - Health Service-City Match	30,168	35,077	4,909	32,466	37,632	5,166
NGFS	PRT	109769	23680	10026769-0001	10000	515020 - Retiree Health-Match-Prop B	683	-	(683)	707	-	(707)
NGFS	PRT	109769	23680	10026769-0001	10000	515020 - Retiree Health-Match-Prop B	3,938	4,621	683	4,077	4,784	707
NGFS	PRT	109769	23680	10026769-0001	10000	515030 - RetireeHlthCare-CityMatchPropC	255	-	(255)	264	-	(264)
NGFS	PRT	109769	23680	10026769-0001	10000	515030 - RetireeHlthCare-CityMatchPropC	1,470	1,725	255	1,522	1,788	264
NGFS	PRT	109769	23680	10026769-0001	10000	515710 - Dependent Coverage	12,316	-	(12,316)	13,255	-	(13,255)
NGFS	PRT	109769	23680	10026769-0001	10000	515710 - Dependent Coverage	73,896	85,925	12,029	79,530	92,183	12,653
NGFS	PRT	109769	23680	10026769-0001	10000	516010 - Dental Coverage	1,050	-	(1,050)	1,096	-	(1,096)
NGFS	PRT	109769	23680	10026769-0001	10000	516010 - Dental Coverage	6,300	7,364	1,064	6,576	7,686	1,110
NGFS	PRT	109769	23680	10026769-0001	10000	519120 - Long Term Disability Insurance	384	-	(384)	398	-	(398)
NGFS	PRT	109769	23680	10026769-0001	10000	519120 - Long Term Disability Insurance	2,215	2,599	384	2,295	2,693	398

**Technical Adjustments for May 1 Departments
FY 2024-25 and FY 2025-26**

GFS Type	Dept Grp	Dept ID	Fund	Project-Activity	Authority	Account - Title	FY 2024-25 May 1 Proposed	FY 2024-25 Updated	Variance FY 2024-25	FY 2025-26 May 1 Proposed	FY 2025-26 Updated	Variance FY 2025-26
NGFS	PRT	109770	23680	10026769-0001	10000	515010 - Health Service-City Match	100,560	100,220	(340)	108,220	107,520	(700)
NGFS	PRT	109770	23680	10026769-0001	10000	515710 - Dependent Coverage	246,320	245,500	(820)	265,100	263,380	(1,720)
NGFS	PRT	109770	23680	10026769-0001	10000	516010 - Dental Coverage	21,000	21,040	40	21,920	21,960	40
NGFS	PRT	109773	23680	10026769-0001	10000	501010 - Perm Salaries-Misc-Regular	642,696	649,025	6,329	665,488	678,632	13,144
NGFS	PRT	109773	23680	10026769-0001	10000	513010 - Retire City Misc	94,905	95,840	935	95,010	96,885	1,875
NGFS	PRT	109773	23680	10026769-0001	10000	514010 - Social Security (OASDI & HI)	39,845	40,238	393	41,259	42,075	816
NGFS	PRT	109773	23680	10026769-0001	10000	514020 - Social Sec-Medicare(HI Only)	9,321	9,411	90	9,651	9,840	189
NGFS	PRT	109773	23680	10026769-0001	10000	515010 - Health Service-City Match	15,210	15,160	(50)	16,370	16,265	(105)
NGFS	PRT	109773	23680	10026769-0001	10000	515020 - Retiree Health-Match-Prop B	4,680	4,726	46	4,847	4,941	94
NGFS	PRT	109773	23680	10026769-0001	10000	515030 - RetireeHlthCare-CityMatchPropC	1,747	1,764	17	1,806	1,843	37
NGFS	PRT	109773	23680	10026769-0001	10000	515710 - Dependent Coverage	86,105	85,820	(285)	92,670	92,070	(600)
NGFS	PRT	109773	23680	10026769-0001	10000	516010 - Dental Coverage	6,445	6,450	5	6,725	6,740	15
NGFS	PRT	109773	23680	10026769-0001	10000	519120 - Long Term Disability Insurance	2,633	2,659	26	2,727	2,784	57
NGFS	PRT	109774	23680	10026769-0001	10000	515010 - Health Service-City Match	29,680	29,582	(98)	31,943	31,738	(205)
NGFS	PRT	109774	23680	10026769-0001	10000	515710 - Dependent Coverage	174,429	173,851	(578)	187,728	186,513	(1,215)
NGFS	PRT	109774	23680	10026769-0001	10000	516010 - Dental Coverage	12,988	12,999	11	13,553	13,583	30
NGFS	PRT	109775	23680	10026769-0001	10000	501010 - Perm Salaries-Misc-Regular	562,004	564,249	2,245	581,934	584,259	2,325
NGFS	PRT	109775	23680	10026769-0001	10000	513010 - Retire City Misc	81,474	81,808	334	81,513	81,848	335
NGFS	PRT	109775	23680	10026769-0001	10000	514010 - Social Security (OASDI & HI)	34,845	34,984	139	36,080	36,224	144
NGFS	PRT	109775	23680	10026769-0001	10000	514020 - Social Sec-Medicare(HI Only)	8,149	8,181	32	8,438	8,472	34
NGFS	PRT	109775	23680	10026769-0001	10000	515010 - Health Service-City Match	14,154	14,107	(47)	15,233	15,135	(98)
NGFS	PRT	109775	23680	10026769-0001	10000	515020 - Retiree Health-Match-Prop B	4,093	4,109	16	4,240	4,257	17
NGFS	PRT	109775	23680	10026769-0001	10000	515030 - RetireeHlthCare-CityMatchPropC	1,526	1,532	6	1,580	1,587	7
NGFS	PRT	109775	23680	10026769-0001	10000	515710 - Dependent Coverage	63,979	63,767	(212)	68,857	68,411	(446)
NGFS	PRT	109775	23680	10026769-0001	10000	516010 - Dental Coverage	4,917	4,922	5	5,131	5,142	11
NGFS	PRT	109775	23680	10026769-0001	10000	519120 - Long Term Disability Insurance	2,304	2,313	9	2,387	2,396	9
NGFS	PRT	109776	23680	10026769-0001	10000	515010 - Health Service-City Match	19,160	19,095	(65)	20,620	20,490	(130)
NGFS	PRT	109776	23680	10026769-0001	10000	515710 - Dependent Coverage	73,305	73,060	(245)	78,895	78,385	(510)
NGFS	PRT	109776	23680	10026769-0001	10000	516010 - Dental Coverage	6,090	6,095	5	6,355	6,365	10
NGFS	PRT	109777	23680	10026769-0001	10000	515010 - Health Service-City Match	15,210	15,160	(50)	16,370	16,265	(105)
NGFS	PRT	109777	23680	10026769-0001	10000	515710 - Dependent Coverage	86,105	85,820	(285)	92,670	92,070	(600)
NGFS	PRT	109777	23680	10026769-0001	10000	516010 - Dental Coverage	6,445	6,450	5	6,725	6,740	15
NGFS	PRT	109778	23680	10026769-0001	10000	515010 - Health Service-City Match	24,150	24,071	(79)	25,992	25,825	(167)
NGFS	PRT	109778	23680	10026769-0001	10000	515710 - Dependent Coverage	138,621	138,161	(460)	149,190	148,224	(966)
NGFS	PRT	109778	23680	10026769-0001	10000	516010 - Dental Coverage	10,364	10,372	8	10,814	10,838	24
NGFS	PRT	109779	23680	10026769-0001	10000	515010 - Health Service-City Match	2,302	2,294	(8)	2,477	2,461	(16)
NGFS	PRT	109779	23680	10026769-0001	10000	515710 - Dependent Coverage	19,440	19,375	(65)	20,922	20,787	(135)
NGFS	PRT	109779	23680	10026769-0001	10000	516010 - Dental Coverage	1,387	1,389	2	1,448	1,451	3
NGFS	PRT	109780	23680	10026769-0001	10000	515010 - Health Service-City Match	12,168	12,128	(40)	13,096	13,012	(84)
NGFS	PRT	109780	23680	10026769-0001	10000	515710 - Dependent Coverage	68,884	68,656	(228)	74,136	73,656	(480)

**Technical Adjustments for May 1 Departments
FY 2024-25 and FY 2025-26**

GFS Type	Dept Grp	Dept ID	Fund	Project-Activity	Authority	Account - Title	FY 2024-25 May 1 Proposed	FY 2024-25 Updated	Variance FY 2024-25	FY 2025-26 May 1 Proposed	FY 2025-26 Updated	Variance FY 2025-26
NGFS	PRT	109780	23680	10026769-0001	10000	516010 - Dental Coverage	5,156	5,160	4	5,380	5,392	12
NGFS	PRT	184644	23680	10026769-0001	10000	515010 - Health Service-City Match	12,168	12,128	(40)	13,096	13,012	(84)
NGFS	PRT	184644	23680	10026769-0001	10000	515710 - Dependent Coverage	68,884	68,656	(228)	74,136	73,656	(480)
NGFS	PRT	184644	23680	10026769-0001	10000	516010 - Dental Coverage	5,156	5,160	4	5,380	5,392	12
NGFS	PRT	109785	23680	10032134-0001	10000	515010 - Health Service-City Match	27,671	27,576	(93)	29,442	29,252	(190)
NGFS	PRT	109785	23680	10032134-0001	10000	515710 - Dependent Coverage	62,168	61,956	(212)	65,574	65,150	(424)
NGFS	PRT	109785	23680	10032134-0001	10000	516010 - Dental Coverage	5,755	5,760	5	5,902	5,915	13
NGFS	PRT	109785	23680	10032134-0001	10000	519110 - Flexible Benefit Package	30,807	30,701	(106)	33,153	32,940	(213)
NGFS	PRT	109785	23680	10032134-0001	10000	581690 - GF-Mayor'S Office Services	35,146	35,770	624	36,239	36,916	677
NGFS	PRT	109787	23680	10032134-0001	10000	515010 - Health Service-City Match	4,987	4,970	(17)	5,367	5,332	(35)
NGFS	PRT	109787	23680	10032134-0001	10000	515710 - Dependent Coverage	12,842	12,798	(44)	13,821	13,731	(90)
NGFS	PRT	109787	23680	10032134-0001	10000	516010 - Dental Coverage	1,104	1,105	1	1,152	1,154	2
NGFS	PRT	109789	23680	10032134-0001	10000	515010 - Health Service-City Match	27,547	27,455	(92)	35,208	34,982	(226)
NGFS	PRT	109789	23680	10032134-0001	10000	515710 - Dependent Coverage	64,377	64,159	(218)	80,697	80,176	(521)
NGFS	PRT	109789	23680	10032134-0001	10000	516010 - Dental Coverage	5,676	5,681	5	6,921	6,935	14
NGFS	PRT	109789	23680	10032134-0001	10000	519110 - Flexible Benefit Package	9,785	9,751	(34)	11,846	11,770	(76)
NGFS	PRT	232116	23680	10026769-0001	10000	597095 - General Reserve	(2,995,197)	(2,995,197)	-	(2,995,197)	-	2,995,197
NGFS	PRT	232116	23680	10026769-0001	10000	597095 - General Reserve	2,995,197	3,005,507	10,310	2,995,197	3,005,693	10,496
NGFS	PRT	232116	23690	10002491-0002	16325	506070 - Programmatic Projects-Budget	250,000	100,000	(150,000)	250,000	100,000	(150,000)
NGFS	PRT	232116	23690	10011412-0001	12743	495028 - ITI Fr 5P-Port of San Francisco	3,585,527	3,267,000	(318,527)	3,585,527	3,267,000	(318,527)
NGFS	PRT	232116	23690	10036002-0001	21279	506070 - Programmatic Projects-Budget	368,527	200,000	(168,527)	368,527	200,000	(168,527)
NGFS	PRT	232116	23700	10010798-0001	12602	495028 - ITI Fr 5P-Port of San Francisco	23,892,238	25,383,334	1,491,096	14,883,818	13,118,762	(1,765,036)
NGFS	PRT	232116	23700	10032990-0002	21763	567000 - Bldgs,Struct&Imprv Proj-Budget	848,099	2,339,195	1,491,096	3,203,182	1,438,146	(1,765,036)
NGFS	PRT	232116	24540	10011395-0001	12726	567000 - Bldgs,Struct&Imprv Proj-Budget	1,887,512	1,888,205	693	1,942,489	1,943,923	1,434
NGFS	PRT	109792	23680	10032132-0001	10000	501010 - Perm Salaries-Misc-Regular	3,988,892	3,997,160	8,268	4,130,879	4,141,095	10,216
NGFS	PRT	109792	23680	10032132-0001	10000	513010 - Retire City Misc	575,909	577,100	1,191	576,178	577,599	1,421
NGFS	PRT	109792	23680	10032132-0001	10000	514010 - Social Security (OASDI & HI)	217,908	218,148	240	231,593	232,227	634
NGFS	PRT	109792	23680	10032132-0001	10000	514020 - Social Sec-Medicare(HI Only)	59,961	60,082	121	62,108	62,257	149
NGFS	PRT	109792	23680	10032132-0001	10000	515010 - Health Service-City Match	99,753	99,413	(340)	107,016	106,319	(697)
NGFS	PRT	109792	23680	10032132-0001	10000	515020 - Retiree Health-Match-Prop B	30,116	30,175	59	31,197	31,271	74
NGFS	PRT	109792	23680	10032132-0001	10000	515030 - RetireeHlthCare-CityMatchPropC	11,238	11,260	22	11,832	11,660	(172)
NGFS	PRT	109792	23680	10032132-0001	10000	515710 - Dependent Coverage	252,357	251,491	(866)	270,263	268,504	(1,759)
NGFS	PRT	109792	23680	10032132-0001	10000	516010 - Dental Coverage	21,756	21,775	19	22,599	22,638	39
NGFS	PRT	109792	23680	10032132-0001	10000	519110 - Flexible Benefit Package	5,504	5,485	(19)	5,923	5,885	(38)
NGFS	PRT	109792	23680	10032132-0001	10000	519120 - Long Term Disability Insurance	15,364	15,398	34	15,912	15,954	42
NGFS	PRT	110644	23680	10032132-0001	10000	501010 - Perm Salaries-Misc-Regular	779,368	784,592	5,224	807,005	817,905	10,900
NGFS	PRT	110644	23680	10032132-0001	10000	513010 - Retire City Misc	112,733	113,485	752	112,776	114,292	1,516
NGFS	PRT	110644	23680	10032132-0001	10000	514010 - Social Security (OASDI & HI)	46,806	46,904	98	49,056	49,444	388
NGFS	PRT	110644	23680	10032132-0001	10000	514020 - Social Sec-Medicare(HI Only)	11,301	11,377	76	11,701	11,860	159
NGFS	PRT	110644	23680	10032132-0001	10000	515010 - Health Service-City Match	20,377	20,309	(68)	21,930	21,789	(141)

**Technical Adjustments for May 1 Departments
FY 2024-25 and FY 2025-26**

GFS Type	Dept Grp	Dept ID	Fund	Project-Activity	Authority	Account - Title	FY 2024-25 May 1 Proposed	FY 2024-25 Updated	Variance FY 2024-25	FY 2025-26 May 1 Proposed	FY 2025-26 Updated	Variance FY 2025-26
NGFS	PRT	110644	23680	10032132-0001	10000	515020 - Retiree Health-Match-Prop B	5,676	5,714	38	5,878	5,957	79
NGFS	PRT	110644	23680	10032132-0001	10000	515030 - RetireeHlthCare-CityMatchProp	2,117	2,130	13	2,192	2,221	29
NGFS	PRT	110644	23680	10032132-0001	10000	515710 - Dependent Coverage	76,334	76,075	(259)	82,152	81,622	(530)
NGFS	PRT	110644	23680	10032132-0001	10000	516010 - Dental Coverage	6,018	6,023	5	6,282	6,292	10
NGFS	PRT	110644	23680	10032132-0001	10000	519120 - Long Term Disability Insurance	3,195	3,216	21	3,308	3,353	45
NGFS	PUC	198644	24750	10026777-0001	10000	495045 - ITI Fr 5Q-Cleanpowersf Funds	29,859,099	29,840,117	(18,982)	31,294,705	31,264,260	(30,445)
NGFS	PUC	198644	24750	10026777-0001	10000	515010 - Health Service-City Match	189,408	188,759	(649)	211,838	210,462	(1,376)
NGFS	PUC	198644	24750	10026777-0001	10000	515710 - Dependent Coverage	385,565	384,234	(1,331)	429,216	426,421	(2,795)
NGFS	PUC	198644	24750	10026777-0001	10000	516010 - Dental Coverage	35,043	35,074	31	37,900	37,969	69
NGFS	PUC	198644	24750	10026777-0001	10000	519110 - Flexible Benefit Package	31,801	31,691	(110)	41,461	41,195	(266)
NGFS	PUC	198644	24750	10026777-0001	10000	520190 - Department Overhead	7,671,475	7,741,252	69,777	8,077,284	8,055,162	(22,122)
NGFS	PUC	198644	24750	10026777-0001	10000	581210 - DT Technology Infrastructure	107,309	106,991	(318)	118,904	114,951	(3,953)
NGFS	PUC	198644	24750	10026777-0001	10000	598040 - Designated For General Reserv	200,000	113,618	(86,382)	200,000	199,998	(2)
NGFS	PUC	198644	24870	10006358-0002	20543	595328 - ITO To 5Q-CleanpowerSF Fund	29,859,099	29,840,117	(18,982)	31,294,705	31,264,260	(30,445)
NGFS	PUC	198644	24870	10006358-0002	20543	598040 - Designated For General Reserv	39,958,219	39,977,201	18,982	35,467,572	35,498,017	30,445
NGFS	PUC	229267	20160	10030000-0001	10000	499999 - Beg Fund Balance - Budget Only	24,969,584	24,768,840	(200,744)	34,836,516	34,589,737	(246,779)
NGFS	PUC	229267	20160	10030000-0001	10000	501010 - Perm Salaries-Misc-Regular	2,803,330	2,899,817	96,487	2,954,046	3,053,954	99,908
NGFS	PUC	229267	20160	10030000-0001	10000	513010 - Retire City Misc	406,056	420,413	14,357	413,644	428,021	14,377
NGFS	PUC	229267	20160	10030000-0001	10000	514010 - Social Security (OASDI & HI)	197,586	203,568	5,982	208,767	214,961	6,194
NGFS	PUC	229267	20160	10030000-0001	10000	514020 - Social Sec-Medicare(HI Only)	49,396	50,795	1,399	51,587	53,036	1,449
NGFS	PUC	229267	20160	10030000-0001	10000	515010 - Health Service-City Match	108,566	114,436	5,870	119,073	124,997	5,924
NGFS	PUC	229267	20160	10030000-0001	10000	515020 - Retiree Health-Match-Prop B	24,813	25,516	703	25,916	26,644	728
NGFS	PUC	229267	20160	10030000-0001	10000	515030 - RetireeHlthCare-CityMatchProp	9,251	9,513	262	9,663	9,934	271
NGFS	PUC	229267	20160	10030000-0001	10000	515510 - Health Service-Admin Cost	129,218	110,024	(19,194)	133,362	113,822	(19,540)
NGFS	PUC	229267	20160	10030000-0001	10000	515610 - Health Service-Retiree Subsidy	3,251,568	3,194,350	(57,208)	3,531,873	3,412,922	(118,751)
NGFS	PUC	229267	20160	10030000-0001	10000	515710 - Dependent Coverage	215,238	225,586	10,328	233,957	244,313	10,356
NGFS	PUC	229267	20160	10030000-0001	10000	516010 - Dental Coverage	19,648	20,694	1,046	20,748	21,859	1,111
NGFS	PUC	229267	20160	10030000-0001	10000	519110 - Flexible Benefit Package	22,016	21,940	(76)	23,692	23,540	(152)
NGFS	PUC	229267	20160	10030000-0001	10000	519120 - Long Term Disability Insurance	7,829	8,225	396	8,319	8,729	410
NGFS	PUC	229267	20160	10030000-0001	10000	520190 - Department Overhead	47,795,250	47,848,212	52,962	50,005,176	49,795,627	(209,549)
NGFS	PUC	229267	20160	10030000-0001	10000	598040 - Designated For General Reserv	900,000	674,646	(225,354)	900,000	900,000	-
NGFS	PUC	229268	20160	10030000-0001	10000	515010 - Health Service-City Match	42,930	42,785	(145)	46,866	46,566	(300)
NGFS	PUC	229268	20160	10030000-0001	10000	515710 - Dependent Coverage	73,661	73,409	(252)	77,015	76,518	(497)
NGFS	PUC	229268	20160	10030000-0001	10000	516010 - Dental Coverage	6,920	6,927	7	7,097	7,111	14
NGFS	PUC	229268	20160	10030000-0001	10000	519110 - Flexible Benefit Package	5,504	5,485	(19)	5,923	5,885	(38)
NGFS	PUC	229268	20160	10030000-0001	10000	581410 - GF-GSA-Facilities Mgmt Svcs	385,464	380,996	(4,468)	399,748	394,758	(4,990)
NGFS	PUC	229269	20160	10030000-0001	10000	501010 - Perm Salaries-Misc-Regular	2,157,791	2,158,207	416	2,278,058	2,278,488	430
NGFS	PUC	229269	20160	10030000-0001	10000	513010 - Retire City Misc	312,432	312,492	60	318,675	318,735	60
NGFS	PUC	229269	20160	10030000-0001	10000	514010 - Social Security (OASDI & HI)	130,246	130,272	26	139,383	139,410	27
NGFS	PUC	229269	20160	10030000-0001	10000	514020 - Social Sec-Medicare(HI Only)	33,486	33,493	7	35,234	35,240	6

**Technical Adjustments for May 1 Departments
FY 2024-25 and FY 2025-26**

GFS Type	Dept Grp	Dept ID	Fund	Project-Activity	Authority	Account - Title	FY 2024-25 May 1 Proposed	FY 2024-25 Updated	Variance FY 2024-25	FY 2025-26 May 1 Proposed	FY 2025-26 Updated	Variance FY 2025-26
NGFS	PUC	229269	20160	10030000-0001	10000	515010 - Health Service-City Match	61,341	61,133	(208)	67,207	66,772	(435)
NGFS	PUC	229269	20160	10030000-0001	10000	515020 - Retiree Health-Match-Prop B	16,822	16,825	3	17,702	17,705	3
NGFS	PUC	229269	20160	10030000-0001	10000	515030 - RetireeHlthCare-CityMatchPropf	6,271	6,272	1	6,599	6,600	1
NGFS	PUC	229269	20160	10030000-0001	10000	515710 - Dependent Coverage	163,855	163,296	(559)	179,416	178,252	(1,164)
NGFS	PUC	229269	20160	10030000-0001	10000	516010 - Dental Coverage	14,066	14,076	12	14,934	14,964	30
NGFS	PUC	229269	20160	10030000-0001	10000	519110 - Flexible Benefit Package	16,512	16,455	(57)	17,769	17,655	(114)
NGFS	PUC	229269	20160	10030000-0001	10000	519120 - Long Term Disability Insurance	5,944	5,946	2	6,334	6,335	1
NGFS	PUC	229281	20160	10025207-0002	10000	501010 - Perm Salaries-Misc-Regular	436,834	437,161	327	492,939	493,277	338
NGFS	PUC	229281	20160	10025207-0002	10000	513010 - Retire City Misc	64,254	64,303	49	70,160	70,208	48
NGFS	PUC	229281	20160	10025207-0002	10000	514010 - Social Security (OASDI & HI)	27,084	27,104	20	30,562	30,583	21
NGFS	PUC	229281	20160	10025207-0002	10000	514020 - Social Sec-Medicare(HI Only)	6,334	6,339	5	7,146	7,151	5
NGFS	PUC	229281	20160	10025207-0002	10000	515010 - Health Service-City Match	16,180	16,126	(54)	19,817	19,689	(128)
NGFS	PUC	229281	20160	10025207-0002	10000	515020 - Retiree Health-Match-Prop B	3,183	3,185	2	3,591	3,593	2
NGFS	PUC	229281	20160	10025207-0002	10000	515030 - RetireeHlthCare-CityMatchPropf	1,186	1,187	1	1,340	1,341	1
NGFS	PUC	229281	20160	10025207-0002	10000	515710 - Dependent Coverage	48,407	48,244	(163)	57,989	57,613	(376)
NGFS	PUC	229281	20160	10025207-0002	10000	516010 - Dental Coverage	4,005	4,009	4	4,666	4,675	9
NGFS	PUC	229281	20160	10025207-0002	10000	519120 - Long Term Disability Insurance	1,791	1,792	1	2,021	2,023	2
NGFS	PUC	229281	20160	10030002-0001	10000	501010 - Perm Salaries-Misc-Regular	19,875,288	19,916,968	41,680	21,195,311	21,244,363	49,052
NGFS	PUC	229281	20160	10030002-0001	10000	513010 - Retire City Misc	2,903,475	2,909,648	6,173	2,993,507	3,000,485	6,978
NGFS	PUC	229281	20160	10030002-0001	10000	514010 - Social Security (OASDI & HI)	1,277,763	1,280,335	2,572	1,354,596	1,357,633	3,037
NGFS	PUC	229281	20160	10030002-0001	10000	514020 - Social Sec-Medicare(HI Only)	300,864	301,482	618	318,434	319,144	710
NGFS	PUC	229281	20160	10030002-0001	10000	515010 - Health Service-City Match	612,347	610,310	(2,037)	683,806	679,420	(4,386)
NGFS	PUC	229281	20160	10030002-0001	10000	515020 - Retiree Health-Match-Prop B	151,151	151,443	292	159,978	160,318	340
NGFS	PUC	229281	20160	10030002-0001	10000	515030 - RetireeHlthCare-CityMatchPropf	56,368	56,484	116	59,672	59,610	(62)
NGFS	PUC	229281	20160	10030002-0001	10000	515710 - Dependent Coverage	2,286,850	2,279,157	(7,693)	2,524,815	2,508,477	(16,338)
NGFS	PUC	229281	20160	10030002-0001	10000	516010 - Dental Coverage	182,160	182,343	183	195,339	195,744	405
NGFS	PUC	229281	20160	10030002-0001	10000	519110 - Flexible Benefit Package	22,016	21,940	(76)	28,299	28,117	(182)
NGFS	PUC	229281	20160	10030002-0001	10000	519120 - Long Term Disability Insurance	74,726	74,845	119	79,294	79,459	165
NGFS	PUC	229281	20160	10030002-0001	10000	581210 - DT Technology Infrastructure	1,806,834	1,801,478	(5,356)	2,002,072	1,935,478	(66,594)
NGFS	PUC	229281	20160	10030002-0001	10000	581410 - GF-GSA-Facilities Mgmt Svcs	1,717,826	1,697,919	(19,907)	1,781,488	1,759,249	(22,239)
NGFS	PUC	229281	20210	10032719-0010	10002	501010 - Perm Salaries-Misc-Regular	301,548	302,291	743	312,242	313,010	768
NGFS	PUC	229281	20210	10032719-0010	10002	506070 - Programmatic Projects-Budget	442,281	441,491	(790)	141,113	140,436	(677)
NGFS	PUC	229281	20210	10032719-0010	10002	513010 - Retire City Misc	44,061	44,170	109	44,094	44,202	108
NGFS	PUC	229281	20210	10032719-0010	10002	514010 - Social Security (OASDI & HI)	18,696	18,742	46	19,359	19,407	48
NGFS	PUC	229281	20210	10032719-0010	10002	514020 - Social Sec-Medicare(HI Only)	4,372	4,384	12	4,527	4,538	11
NGFS	PUC	229281	20210	10032719-0010	10002	515010 - Health Service-City Match	6,742	6,720	(22)	7,256	7,210	(46)
NGFS	PUC	229281	20210	10032719-0010	10002	515020 - Retiree Health-Match-Prop B	2,197	2,202	5	2,275	2,280	5
NGFS	PUC	229281	20210	10032719-0010	10002	515030 - RetireeHlthCare-CityMatchPropf	819	821	2	848	850	2
NGFS	PUC	229281	20210	10032719-0010	10002	515710 - Dependent Coverage	32,814	32,704	(110)	35,316	35,088	(228)
NGFS	PUC	229281	20210	10032719-0010	10002	516010 - Dental Coverage	2,534	2,536	2	2,644	2,650	6

**Technical Adjustments for May 1 Departments
FY 2024-25 and FY 2025-26**

GFS Type	Dept Grp	Dept ID	Fund	Project-Activity	Authority	Account - Title	FY 2024-25 May 1 Proposed	FY 2024-25 Updated	Variance FY 2024-25	FY 2025-26 May 1 Proposed	FY 2025-26 Updated	Variance FY 2025-26
NGFS	PUC	229281	20210	10032719-0010	10002	519120 - Long Term Disability Insurance	1,236	1,239	3	1,280	1,283	3
NGFS	PUC	229292	20160	10030002-0004	10000	501010 - Perm Salaries-Misc-Regular	12,946,216	12,888,115	(58,101)	13,556,971	13,496,755	(60,216)
NGFS	PUC	229292	20160	10030002-0004	10000	513010 - Retire City Misc	1,893,154	1,884,473	(8,681)	1,916,504	1,907,724	(8,780)
NGFS	PUC	229292	20160	10030002-0004	10000	514010 - Social Security (OASDI & HI)	925,715	922,096	(3,619)	965,445	961,701	(3,744)
NGFS	PUC	229292	20160	10030002-0004	10000	514020 - Social Sec-Medicare(HI Only)	219,398	218,600	(798)	228,244	227,363	(881)
NGFS	PUC	229292	20160	10030002-0004	10000	515010 - Health Service-City Match	299,753	292,544	(7,209)	322,604	313,876	(8,726)
NGFS	PUC	229292	20160	10030002-0004	10000	515020 - Retiree Health-Match-Prop B	110,249	109,803	(446)	114,678	114,207	(471)
NGFS	PUC	229292	20160	10030002-0004	10000	515030 - RetireeHlthCare-CityMatchProp	41,094	40,944	(150)	42,756	42,597	(159)
NGFS	PUC	229292	20160	10030002-0004	10000	515710 - Dependent Coverage	1,463,035	1,447,059	(15,976)	1,574,590	1,552,553	(22,037)
NGFS	PUC	229292	20160	10030002-0004	10000	516010 - Dental Coverage	112,776	111,833	(943)	117,661	116,867	(794)
NGFS	PUC	229292	20160	10030002-0004	10000	519110 - Flexible Benefit Package	11,008	10,970	(38)	11,846	11,770	(76)
NGFS	PUC	229292	20160	10030002-0004	10000	519120 - Long Term Disability Insurance	51,084	50,833	(251)	53,498	53,279	(219)
NGFS	PUC	229302	20160	10030002-0001	10000	501010 - Perm Salaries-Misc-Regular	5,441,367	5,442,616	1,249	5,672,730	5,674,023	1,293
NGFS	PUC	229302	20160	10030002-0001	10000	513010 - Retire City Misc	779,890	780,076	186	785,468	785,654	186
NGFS	PUC	229302	20160	10030002-0001	10000	514010 - Social Security (OASDI & HI)	292,903	292,981	78	314,278	314,358	80
NGFS	PUC	229302	20160	10030002-0001	10000	514020 - Social Sec-Medicare(HI Only)	79,135	79,153	18	82,492	82,511	19
NGFS	PUC	229302	20160	10030002-0001	10000	515010 - Health Service-City Match	144,596	144,102	(494)	155,613	154,598	(1,015)
NGFS	PUC	229302	20160	10030002-0001	10000	515020 - Retiree Health-Match-Prop B	39,744	39,753	9	41,437	41,446	9
NGFS	PUC	229302	20160	10030002-0001	10000	515030 - RetireeHlthCare-CityMatchProp	14,829	14,833	4	15,451	15,454	3
NGFS	PUC	229302	20160	10030002-0001	10000	515710 - Dependent Coverage	317,869	316,772	(1,097)	342,100	339,868	(2,232)
NGFS	PUC	229302	20160	10030002-0001	10000	516010 - Dental Coverage	28,242	28,267	25	29,469	29,518	49
NGFS	PUC	229302	20160	10030002-0001	10000	519120 - Long Term Disability Insurance	22,301	22,306	5	23,254	23,260	6
NGFS	PUC	229302	20210	10021055-0001	10002	515010 - Health Service-City Match	2,353	2,345	(8)	2,532	2,516	(16)
NGFS	PUC	229302	20210	10021055-0001	10002	515710 - Dependent Coverage	9,274	9,244	(30)	9,981	9,917	(64)
NGFS	PUC	229302	20210	10021055-0001	10002	516010 - Dental Coverage	733	734	1	766	767	1
NGFS	PUC	229302	20210	10021055-0001	10002	520190 - Department Overhead	123,255	123,292	37	118,456	118,535	79
NGFS	PUC	292649	20160	10030002-0008	10000	515010 - Health Service-City Match	146,818	146,319	(499)	159,197	158,165	(1,032)
NGFS	PUC	292649	20160	10030002-0008	10000	515710 - Dependent Coverage	332,635	331,482	(1,143)	361,059	358,712	(2,347)
NGFS	PUC	292649	20160	10030002-0008	10000	516010 - Dental Coverage	29,487	29,514	27	31,025	31,082	57
NGFS	PUC	292649	20160	10030002-0008	10000	519110 - Flexible Benefit Package	27,520	27,425	(95)	29,615	29,425	(190)
NGFS	PUC	292657	20160	10030001-0005	10000	501010 - Perm Salaries-Misc-Regular	7,240,576	7,242,797	2,221	7,588,769	7,701,029	112,260
NGFS	PUC	292657	20160	10030001-0005	10000	513010 - Retire City Misc	1,066,757	1,067,076	319	1,080,844	1,096,984	16,140
NGFS	PUC	292657	20160	10030001-0005	10000	514010 - Social Security (OASDI & HI)	483,931	484,069	138	500,915	507,875	8,960
NGFS	PUC	292657	20160	10030001-0005	10000	514020 - Social Sec-Medicare(HI Only)	113,925	113,956	31	117,849	119,470	1,621
NGFS	PUC	292657	20160	10030001-0005	10000	515010 - Health Service-City Match	226,305	225,543	(762)	244,347	242,764	(1,583)
NGFS	PUC	292657	20160	10030001-0005	10000	515020 - Retiree Health-Match-Prop B	57,233	57,249	16	59,187	60,010	823
NGFS	PUC	292657	20160	10030001-0005	10000	515030 - RetireeHlthCare-CityMatchProp	21,341	21,347	6	22,066	22,384	318
NGFS	PUC	292657	20160	10030001-0005	10000	515710 - Dependent Coverage	875,968	873,040	(2,928)	946,685	940,545	(6,140)
NGFS	PUC	292657	20160	10030001-0005	10000	516010 - Dental Coverage	67,038	67,112	74	70,236	70,388	152
NGFS	PUC	292657	20160	10030001-0005	10000	519110 - Flexible Benefit Package	16,512	16,455	(57)	17,769	17,655	(114)

**Technical Adjustments for May 1 Departments
FY 2024-25 and FY 2025-26**

GFS Type	Dept Grp	Dept ID	Fund	Project-Activity	Authority	Account - Title	FY 2024-25 May 1 Proposed	FY 2024-25 Updated	Variance FY 2024-25	FY 2025-26 May 1 Proposed	FY 2025-26 Updated	Variance FY 2025-26	
NGFS	PUC	292657	20160	10030001-0005	10000	519120 - Long Term Disability Insurance	25,982	25,991	9	27,284	27,761	477	
NGFS	PUC	295644	20160	10030002-0001	10000	515010 - Health Service-City Match	136,437	135,969	(468)	151,507	150,518	(989)	
NGFS	PUC	295644	20160	10030002-0001	10000	515710 - Dependent Coverage	317,388	316,296	(1,092)	355,124	352,807	(2,317)	
NGFS	PUC	295644	20160	10030002-0001	10000	516010 - Dental Coverage	27,873	27,899	26	30,189	30,241	52	
NGFS	PUC	231621	24970	10029992-0004	10000	499999 - Beg Fund Balance - Budget Only	28,165,350	28,324,293	158,943	17,215,278	16,895,777	(319,501)	
NGFS	PUC	231621	24970	10029992-0004	10000	598040 - Designated For General Reservi	800,000	628,190	(171,810)	800,000	800,000	-	
NGFS	PUC	298646	24970	10029992-0014	10000	501010 - Perm Salaries-Misc-Regular	25,493,347	25,530,214	36,867	27,081,076	27,125,829	44,753	
NGFS	PUC	298646	24970	10029992-0014	10000	513010 - Retire City Misc	3,701,768	3,707,242	5,474	3,801,642	3,808,056	6,414	
NGFS	PUC	298646	24970	10029992-0014	10000	514010 - Social Security (OASDI & HI)	1,701,809	1,704,038	2,229	1,804,265	1,806,987	2,722	
NGFS	PUC	298646	24970	10029992-0014	10000	514020 - Social Sec-Medicare(HI Only)	413,134	413,674	540	435,059	435,712	653	
NGFS	PUC	298646	24970	10029992-0014	10000	515010 - Health Service-City Match	759,001	756,465	(2,536)	839,082	833,671	(5,411)	
NGFS	PUC	298646	24970	10029992-0014	10000	515020 - Retiree Health-Match-Prop B	207,529	207,791	262	218,525	218,853	328	
NGFS	PUC	298646	24970	10029992-0014	10000	515030 - RetireeHlthCare-CityMatchProp	77,407	77,504	97	81,492	81,618	126	
NGFS	PUC	298646	24970	10029992-0014	10000	515710 - Dependent Coverage	2,648,291	2,639,343	(8,948)	2,899,016	2,880,246	(18,770)	
NGFS	PUC	298646	24970	10029992-0014	10000	516010 - Dental Coverage	212,709	212,919	210	226,159	226,619	460	
NGFS	PUC	298646	24970	10029992-0014	10000	519110 - Flexible Benefit Package	66,048	65,820	(228)	71,076	70,620	(456)	
NGFS	PUC	298646	24970	10029992-0014	10000	519120 - Long Term Disability Insurance	86,738	86,829	91	92,443	92,567	124	
NGFS	PUC	298646	24970	10029992-0014	10000	520190 - Department Overhead	16,225,916	16,208,130	(17,786)	17,010,514	16,927,334	(83,180)	
NGFS	PUC	298646	24970	10029992-0014	10000	581210 - DT Technology Infrastructure	576,049	574,341	(1,708)	638,294	617,063	(21,231)	
NGFS	PUC	298646	24980	10016856-0001	15812	500010 - Facilities Maintenance-Budget	-	3,500,000	3,500,000	-	3,500,000	3,500,000	3,500,000
NGFS	PUC	298646	24980	10041401-0001	15812	500010 - Facilities Maintenance-Budget	3,500,000	-	(3,500,000)	3,500,000	-	(3,500,000)	
NGFS	PUC	298650	24970	10029992-0004	10000	501010 - Perm Salaries-Misc-Regular	12,105,847	12,114,393	8,546	12,938,001	12,946,851	8,850	
NGFS	PUC	298650	24970	10029992-0004	10000	513010 - Retire City Misc	1,746,988	1,748,259	1,271	1,804,580	1,805,853	1,273	
NGFS	PUC	298650	24970	10029992-0004	10000	514010 - Social Security (OASDI & HI)	779,786	780,316	530	846,046	846,595	549	
NGFS	PUC	298650	24970	10029992-0004	10000	514020 - Social Sec-Medicare(HI Only)	196,480	196,603	123	208,566	208,694	128	
NGFS	PUC	298650	24970	10029992-0004	10000	515010 - Health Service-City Match	346,449	345,285	(1,164)	385,032	382,537	(2,495)	
NGFS	PUC	298650	24970	10029992-0004	10000	515020 - Retiree Health-Match-Prop B	98,699	98,762	63	104,766	104,829	63	
NGFS	PUC	298650	24970	10029992-0004	10000	515030 - RetireeHlthCare-CityMatchProp	36,808	36,831	23	39,073	39,098	25	
NGFS	PUC	298650	24970	10029992-0004	10000	515510 - Health Service-Admin Cost	102,569	87,333	(15,236)	105,858	90,348	(15,510)	
NGFS	PUC	298650	24970	10029992-0004	10000	515610 - Health Service-Retiree Subsidy	2,831,500	2,781,683	(49,817)	3,075,428	2,972,018	(103,410)	
NGFS	PUC	298650	24970	10029992-0004	10000	515710 - Dependent Coverage	994,277	990,881	(3,396)	1,100,989	1,093,849	(7,140)	
NGFS	PUC	298650	24970	10029992-0004	10000	516010 - Dental Coverage	83,678	83,750	72	89,889	90,066	177	
NGFS	PUC	298650	24970	10029992-0004	10000	519110 - Flexible Benefit Package	88,064	87,760	(304)	94,768	94,160	(608)	
NGFS	PUC	298650	24970	10029992-0004	10000	519120 - Long Term Disability Insurance	35,794	35,828	34	38,711	38,746	35	
NGFS	PUC	298650	24970	10029992-0004	10000	520190 - Department Overhead	12,581,139	12,660,839	79,700	13,177,209	13,126,950	(50,259)	
NGFS	PUC	298650	24970	10029992-0004	10000	581210 - DT Technology Infrastructure	337,249	336,249	(1,000)	373,690	361,260	(12,430)	
NGFS	PUC	298650	24970	10029992-0004	10000	581410 - GF-GSA-Facilities Mgmt Svcs	125,694	124,238	(1,456)	130,353	128,726	(1,627)	
NGFS	PUC	298650	24970	10029992-0004	10000	581870 - GF-HR-SF Fellows Program	0	360,000	360,000	-	-	-	-
NGFS	PUC	298650	24970	10029992-0025	10000	486400 - Exp Rec Fr CommMental Hlth A	526,427	588,227	61,800	621,500	685,154	63,654	
NGFS	PUC	154647	27180	10026772-0003	10000	515010 - Health Service-City Match	42,699	42,554	(145)	45,952	45,656	(296)	

**Technical Adjustments for May 1 Departments
FY 2024-25 and FY 2025-26**

GFS Type	Dept Grp	Dept ID	Fund	Project-Activity	Authority	Account - Title	FY 2024-25 May 1 Proposed	FY 2024-25 Updated	Variance FY 2024-25	FY 2025-26 May 1 Proposed	FY 2025-26 Updated	Variance FY 2025-26
NGFS	PUC	154647	27180	10026772-0003	10000	515710 - Dependent Coverage	93,881	93,559	(322)	101,035	100,380	(655)
NGFS	PUC	154647	27180	10026772-0003	10000	516010 - Dental Coverage	8,375	8,383	8	8,740	8,756	16
NGFS	PUC	154647	27180	10026772-0003	10000	519110 - Flexible Benefit Package	11,008	10,970	(38)	11,846	11,770	(76)
NGFS	PUC	232127	27180	10026772-0001	10000	515010 - Health Service-City Match	67,176	66,949	(227)	77,125	76,628	(497)
NGFS	PUC	232127	27180	10026772-0001	10000	515510 - Health Service-Admin Cost	194,912	165,959	(28,953)	201,163	171,688	(29,475)
NGFS	PUC	232127	27180	10026772-0001	10000	515610 - Health Service-Retiree Subsidy	5,110,702	5,020,785	(89,917)	5,550,978	5,364,329	(186,649)
NGFS	PUC	232127	27180	10026772-0001	10000	515710 - Dependent Coverage	194,745	194,084	(661)	222,206	220,770	(1,436)
NGFS	PUC	232127	27180	10026772-0001	10000	516010 - Dental Coverage	16,639	16,652	13	18,424	18,463	39
NGFS	PUC	232127	27180	10026772-0001	10000	519110 - Flexible Benefit Package	47,090	46,927	(163)	53,307	52,965	(342)
NGFS	PUC	232127	27180	10026772-0001	10000	520100 - Overhead Recovery	(212,560)	2,653	215,213	-	32,934	32,934
NGFS	PUC	232127	27180	10026772-0001	10000	520100 - Overhead Recovery	(149,921,476)	(150,271,828)	(350,352)	(156,850,282)	(156,185,347)	664,935
NGFS	PUC	232127	27180	10026772-0001	10000	581660 - GF-Chf-Youth Works	240,000	-	(240,000)	240,000	-	(240,000)
NGFS	PUC	232127	27180	10026772-0001	10000	581690 - GF-Mayor'S Office Services	406,615	413,832	7,217	415,162	422,923	7,761
NGFS	PUC	232128	27180	10026772-0002	10000	515010 - Health Service-City Match	38,574	38,443	(131)	41,513	41,245	(268)
NGFS	PUC	232128	27180	10026772-0002	10000	515710 - Dependent Coverage	84,439	84,150	(289)	90,873	90,285	(588)
NGFS	PUC	232128	27180	10026772-0002	10000	516010 - Dental Coverage	7,542	7,549	7	7,871	7,886	15
NGFS	PUC	232128	27180	10026772-0002	10000	519110 - Flexible Benefit Package	11,008	10,970	(38)	11,846	11,770	(76)
NGFS	PUC	292644	27180	10026772-0006	10000	501010 - Perm Salaries-Misc-Regular	10,519,738	10,359,505	(160,233)	11,299,744	11,133,829	(165,915)
NGFS	PUC	292644	27180	10026772-0006	10000	513010 - Retire City Misc	1,531,043	1,507,989	(23,074)	1,588,959	1,565,880	(23,079)
NGFS	PUC	292644	27180	10026772-0006	10000	514010 - Social Security (OASDI & HI)	654,890	644,956	(9,934)	715,335	705,048	(10,287)
NGFS	PUC	292644	27180	10026772-0006	10000	514020 - Social Sec-Medicare(HI Only)	157,560	155,237	(2,323)	170,714	168,308	(2,406)
NGFS	PUC	292644	27180	10026772-0006	10000	515010 - Health Service-City Match	405,602	399,014	(6,588)	455,012	446,500	(8,512)
NGFS	PUC	292644	27180	10026772-0006	10000	515020 - Retiree Health-Match-Prop B	79,151	77,984	(1,167)	85,773	84,564	(1,209)
NGFS	PUC	292644	27180	10026772-0006	10000	515030 - RetireeHlthCare-CityMatchPropC	29,510	29,075	(435)	31,983	31,532	(451)
NGFS	PUC	292644	27180	10026772-0006	10000	515710 - Dependent Coverage	821,045	806,326	(14,719)	910,585	891,858	(18,727)
NGFS	PUC	292644	27180	10026772-0006	10000	516010 - Dental Coverage	74,532	73,534	(998)	80,357	79,401	(956)
NGFS	PUC	292644	27180	10026772-0006	10000	519110 - Flexible Benefit Package	55,040	54,850	(190)	59,230	58,850	(380)
NGFS	PUC	292644	27180	10026772-0006	10000	519120 - Long Term Disability Insurance	34,943	34,286	(657)	37,851	37,171	(680)
NGFS	PUC	292644	27180	10026772-0006	10000	581015 - Human Resources Modernizatio	210,645	119,174	(91,471)	215,877	121,185	(94,692)
NGFS	PUC	292644	27180	10026772-0006	10000	581470 - GF-HR-EMPLOYMENTSERVIC	585,615	617,175	31,560	607,058	685,426	78,368
NGFS	PUC	292645	27180	10026772-0007	10000	515010 - Health Service-City Match	56,786	56,593	(193)	61,113	60,715	(398)
NGFS	PUC	292645	27180	10026772-0007	10000	515710 - Dependent Coverage	145,628	145,128	(500)	156,728	155,708	(1,020)
NGFS	PUC	292645	27180	10026772-0007	10000	516010 - Dental Coverage	12,566	12,577	11	13,112	13,135	23
NGFS	PUC	292645	27180	10026772-0007	10000	519110 - Flexible Benefit Package	5,504	5,485	(19)	5,923	5,885	(38)
NGFS	PUC	232145	27190	10026778-0005	10002	515010 - Health Service-City Match	16,509	16,453	(56)	18,520	18,402	(118)
NGFS	PUC	232145	27190	10026778-0005	10002	515710 - Dependent Coverage	(40,543)	(40,419)	124	(44,358)	(44,072)	286
NGFS	PUC	232145	27190	10026778-0005	10002	516010 - Dental Coverage	(1,566)	(1,571)	(5)	(1,658)	(1,655)	3
NGFS	PUC	232145	27190	10026778-0005	10002	519110 - Flexible Benefit Package	71,552	71,305	(247)	76,999	76,505	(494)
NGFS	PUC	232145	27190	10026778-0005	10002	520100 - Overhead Recovery	(5,951,978)	(5,951,794)	184	(6,237,148)	(6,236,825)	323
NGFS	PUC	232146	27190	10026778-0003	10002	501010 - Perm Salaries-Misc-Regular	14,681,163	14,726,268	45,105	15,242,378	15,289,085	46,707

**Technical Adjustments for May 1 Departments
FY 2024-25 and FY 2025-26**

GFS Type	Dept Grp	Dept ID	Fund	Project-Activity	Authority	Account - Title	FY 2024-25 May 1 Proposed	FY 2024-25 Updated	Variance FY 2024-25	FY 2025-26 May 1 Proposed	FY 2025-26 Updated	Variance FY 2025-26
NGFS	PUC	232146	27190	10026778-0003	10002	513010 - Retire City Misc	2,109,247	2,115,742	6,495	2,115,606	2,122,104	6,498
NGFS	PUC	232146	27190	10026778-0003	10002	514020 - Social Sec-Medicare(HI Only)	213,454	214,108	654	221,597	222,274	677
NGFS	PUC	232146	27190	10026778-0003	10002	515010 - Health Service-City Match	86,320	86,013	(307)	93,538	92,917	(621)
NGFS	PUC	232146	27190	10026778-0003	10002	515020 - Retiree Health-Match-Prop B	107,211	107,539	328	111,307	111,646	339
NGFS	PUC	232146	27190	10026778-0003	10002	515030 - RetireeHlthCare-CityMatchProp	39,990	40,112	122	41,513	41,640	127
NGFS	PUC	232146	27190	10026778-0003	10002	515710 - Dependent Coverage	(211,862)	(211,213)	649	(228,691)	(227,252)	1,439
NGFS	PUC	232146	27190	10026778-0003	10002	516010 - Dental Coverage	(10,628)	(10,643)	(15)	(11,129)	(11,164)	(35)
NGFS	PUC	232146	27190	10026778-0003	10002	519110 - Flexible Benefit Package	16,512	16,455	(57)	17,769	17,655	(114)
NGFS	PUC	232146	27190	10026778-0003	10002	519120 - Long Term Disability Insurance	57,212	57,397	185	59,410	59,600	190
NGFS	PUC	232146	27190	10026778-0003	10002	520100 - Overhead Recovery	(19,515,603)	(19,568,762)	(53,159)	(20,256,633)	(20,311,840)	(55,207)
NGFS	PUC	232147	27190	10026778-0004	10002	515010 - Health Service-City Match	103,334	102,971	(363)	111,198	110,466	(732)
NGFS	PUC	232147	27190	10026778-0004	10002	515710 - Dependent Coverage	(239,466)	(238,729)	737	(257,734)	(256,103)	1,631
NGFS	PUC	232147	27190	10026778-0004	10002	516010 - Dental Coverage	(11,925)	(11,942)	(17)	(12,461)	(12,499)	(38)
NGFS	PUC	232147	27190	10026778-0004	10002	519110 - Flexible Benefit Package	11,008	10,970	(38)	11,846	11,770	(76)
NGFS	PUC	232147	27190	10026778-0004	10002	520100 - Overhead Recovery	(18,605,684)	(18,606,003)	(319)	(19,254,305)	(19,255,090)	(785)
NGFS	PUC	232148	27190	10026778-0002	10002	515010 - Health Service-City Match	128,045	127,589	(456)	137,786	136,866	(920)
NGFS	PUC	232148	27190	10026778-0002	10002	515710 - Dependent Coverage	(309,913)	(308,966)	947	(333,546)	(331,452)	2,094
NGFS	PUC	232148	27190	10026778-0002	10002	516010 - Dental Coverage	(15,574)	(15,597)	(23)	(16,279)	(16,332)	(53)
NGFS	PUC	232148	27190	10026778-0002	10002	519110 - Flexible Benefit Package	5,504	5,485	(19)	5,923	5,885	(38)
NGFS	PUC	232148	27190	10026778-0002	10002	520100 - Overhead Recovery	(27,966,984)	(27,967,433)	(449)	(28,942,648)	(28,943,731)	(1,083)
NGFS	PUC	276641	27180	10026778-0006	10000	486230 - Exp Rec Fr City Planning (AAO)	40,000	-	(40,000)	40,000	-	(40,000)
NGFS	PUC	276641	27180	10026778-0006	10000	520100 - Overhead Recovery	(17,702,224)	(17,741,316)	(39,092)	(17,690,084)	(17,719,024)	(28,940)
NGFS	PUC	276641	27180	10026778-0006	10000	581210 - DT Technology Infrastructure	298,608	297,922	(686)	331,096	320,082	(11,014)
NGFS	PUC	276641	27180	10026778-0006	10000	581920 - GF-HRc Surety Bond	444,527	444,505	(22)	447,130	447,084	(46)
NGFS	PUC	276641	27190	10026778-0006	10002	515010 - Health Service-City Match	110,457	110,084	(373)	122,134	121,360	(774)
NGFS	PUC	276641	27190	10026778-0006	10002	515710 - Dependent Coverage	(227,651)	(226,932)	719	(248,391)	(246,785)	1,606
NGFS	PUC	276641	27190	10026778-0006	10002	516010 - Dental Coverage	(10,926)	(10,940)	(14)	(11,508)	(11,532)	(24)
NGFS	PUC	276641	27190	10026778-0006	10002	519110 - Flexible Benefit Package	44,032	43,880	(152)	47,384	47,080	(304)
NGFS	PUC	276641	27190	10026778-0006	10002	520100 - Overhead Recovery	(13,213,539)	(13,213,719)	(180)	(13,855,479)	(13,855,983)	(504)
NGFS	PUC	295646	27190	10026778-0001	10002	515010 - Health Service-City Match	18,567	18,501	(66)	19,979	19,846	(133)
NGFS	PUC	295646	27190	10026778-0001	10002	515710 - Dependent Coverage	(45,620)	(45,481)	139	(49,101)	(48,791)	310
NGFS	PUC	295646	27190	10026778-0001	10002	516010 - Dental Coverage	(2,203)	(2,208)	(5)	(2,305)	(2,311)	(6)
NGFS	PUC	295646	27190	10026778-0001	10002	519110 - Flexible Benefit Package	16,512	16,455	(57)	17,769	17,655	(114)
NGFS	PUC	295646	27190	10026778-0001	10002	520100 - Overhead Recovery	(4,158,943)	(4,158,954)	(11)	(4,306,277)	(4,306,334)	(57)
NGFS	PUC	140644	27180	10026772-0009	10000	515010 - Health Service-City Match	34,659	34,542	(117)	37,300	37,058	(242)
NGFS	PUC	140644	27180	10026772-0009	10000	515710 - Dependent Coverage	86,081	85,786	(295)	92,641	92,041	(600)
NGFS	PUC	140644	27180	10026772-0009	10000	516010 - Dental Coverage	7,548	7,554	6	7,875	7,891	16
NGFS	PUC	140644	27180	10026772-0009	10000	519110 - Flexible Benefit Package	16,512	16,455	(57)	17,769	17,655	(114)
NGFS	PUC	154648	27180	10026775-0003	10000	515010 - Health Service-City Match	16,405	16,350	(55)	17,655	17,542	(113)
NGFS	PUC	154648	27180	10026775-0003	10000	515710 - Dependent Coverage	34,306	34,188	(118)	36,918	36,681	(237)

**Technical Adjustments for May 1 Departments
FY 2024-25 and FY 2025-26**

GFS Type	Dept Grp	Dept ID	Fund	Project-Activity	Authority	Account - Title	FY 2024-25 May 1 Proposed	FY 2024-25 Updated	Variance FY 2024-25	FY 2025-26 May 1 Proposed	FY 2025-26 Updated	Variance FY 2025-26	
NGFS	PUC	154648	27180	10026775-0003	10000	516010 - Dental Coverage	3,091	3,095	4	3,226	3,233	7	
NGFS	PUC	154648	27180	10026775-0003	10000	519110 - Flexible Benefit Package	5,504	5,485	(19)	5,923	5,885	(38)	
NGFS	PUC	210813	27180	10026772-0014	10000	516010 - Health Service-City Match	20,406	20,335	(71)	24,346	24,187	(159)	
NGFS	PUC	210813	27180	10026772-0014	10000	515710 - Dependent Coverage	52,962	52,781	(181)	63,142	62,732	(410)	
NGFS	PUC	210813	27180	10026772-0014	10000	516010 - Dental Coverage	4,581	4,585	4	5,293	5,303	10	
NGFS	PUC	210813	27180	10026772-0014	10000	519110 - Flexible Benefit Package	5,504	5,485	(19)	5,923	5,885	(38)	
NGFS	PUC	210813	27180	10026772-0014	10000	581130 - GF-Con-Internal Audits	2,113,917	2,111,264	(2,653)	2,134,647	2,131,186	(3,461)	
NGFS	PUC	263641	27180	10026772-0004	10000	515010 - Health Service-City Match	10,735	10,699	(36)	11,553	11,479	(74)	
NGFS	PUC	263641	27180	10026772-0004	10000	515710 - Dependent Coverage	25,518	25,431	(87)	27,462	27,285	(177)	
NGFS	PUC	263641	27180	10026772-0004	10000	516010 - Dental Coverage	2,251	2,253	2	2,349	2,354	5	
NGFS	PUC	263641	27180	10026772-0004	10000	519110 - Flexible Benefit Package	5,504	5,485	(19)	5,923	5,885	(38)	
NGFS	PUC	267641	27180	10026775-0001	10000	515010 - Health Service-City Match	290,150	289,165	(985)	319,661	317,591	(2,070)	
NGFS	PUC	267641	27180	10026775-0001	10000	515710 - Dependent Coverage	655,415	653,170	(2,245)	711,811	707,188	(4,623)	
NGFS	PUC	267641	27180	10026775-0001	10000	516010 - Dental Coverage	57,851	57,906	55	61,099	61,209	110	
NGFS	PUC	267641	27180	10026775-0001	10000	519110 - Flexible Benefit Package	22,016	21,940	(76)	23,692	23,540	(152)	
NGFS	PUC	267641	27180	10026775-0001	10000	581120 - GF-Con-Financial Systems	1,687,902	1,744,536	56,634	1,749,848	1,812,999	63,151	
NGFS	PUC	267642	27180	10026775-0002	10000	515010 - Health Service-City Match	89,598	89,292	(306)	98,795	98,156	(639)	
NGFS	PUC	267642	27180	10026775-0002	10000	515710 - Dependent Coverage	223,693	222,927	(766)	244,418	242,834	(1,584)	
NGFS	PUC	267642	27180	10026775-0002	10000	516010 - Dental Coverage	19,585	19,602	17	20,793	20,834	41	
NGFS	PUC	267642	27180	10026775-0002	10000	519110 - Flexible Benefit Package	42,809	42,661	(148)	47,384	47,080	(304)	
NGFS	PUC	267642	27180	10026775-0002	10000	581870 - GF-HR-SF Fellows Program	0	600,000	600,000	-	-	-	-
NGFS	PUC	267643	27180	10026776-0001	10000	501010 - Perm Salaries-Misc-Regular	1,889,670	1,891,188	1,518	2,199,955	2,201,527	1,572	
NGFS	PUC	267643	27180	10026776-0001	10000	513010 - Retire City Misc	264,183	264,401	218	298,303	298,521	218	
NGFS	PUC	267643	27180	10026776-0001	10000	514010 - Social Security (OASDI & HI)	127,345	127,439	94	144,457	144,555	98	
NGFS	PUC	267643	27180	10026776-0001	10000	514020 - Social Sec-Medicare(HI Only)	33,733	33,755	22	38,228	38,251	23	
NGFS	PUC	267643	27180	10026776-0001	10000	515010 - Health Service-City Match	60,709	60,500	(209)	72,465	71,996	(469)	
NGFS	PUC	267643	27180	10026776-0001	10000	515020 - Retiree Health-Match-Prop B	16,943	16,954	11	19,206	19,217	11	
NGFS	PUC	267643	27180	10026776-0001	10000	515030 - RetireeHlthCare-CityMatchPropt	6,318	6,322	4	7,161	7,165	4	
NGFS	PUC	267643	27180	10026776-0001	10000	515710 - Dependent Coverage	112,416	112,028	(388)	136,085	135,200	(885)	
NGFS	PUC	267643	27180	10026776-0001	10000	516010 - Dental Coverage	10,478	10,488	10	12,242	12,264	22	
NGFS	PUC	267643	27180	10026776-0001	10000	519110 - Flexible Benefit Package	16,512	16,455	(57)	17,769	17,855	(114)	
NGFS	PUC	267643	27180	10026776-0001	10000	519120 - Long Term Disability Insurance	4,828	4,834	6	5,999	6,006	7	
NGFS	PUC	267643	27180	10026776-0001	10000	581210 - DT Technology Infrastructure	873,882	871,292	(2,590)	968,310	936,101	(32,209)	
NGFS	PUC	267644	27180	10026776-0004	10000	515010 - Health Service-City Match	19,690	19,621	(69)	24,346	24,187	(159)	
NGFS	PUC	267644	27180	10026776-0004	10000	515710 - Dependent Coverage	51,654	51,478	(176)	63,142	62,732	(410)	
NGFS	PUC	267644	27180	10026776-0004	10000	516010 - Dental Coverage	4,458	4,463	5	5,293	5,303	10	
NGFS	PUC	267644	27180	10026776-0004	10000	519110 - Flexible Benefit Package	5,504	5,485	(19)	5,923	5,885	(38)	
NGFS	PUC	267645	27180	10026776-0005	10000	515010 - Health Service-City Match	172,094	171,507	(587)	185,206	183,999	(1,207)	
NGFS	PUC	267645	27180	10026776-0005	10000	515710 - Dependent Coverage	433,318	431,831	(1,487)	466,350	463,313	(3,037)	
NGFS	PUC	267645	27180	10026776-0005	10000	516010 - Dental Coverage	37,495	37,528	33	39,124	39,193	69	

**Technical Adjustments for May 1 Departments
FY 2024-25 and FY 2025-26**

GFS Type	Dept Grp	Dept ID	Fund	Project-Activity	Authority	Account - Title	FY 2024-25 May 1 Proposed	FY 2024-25 Updated	Variance FY 2024-25	FY 2025-26 May 1 Proposed	FY 2025-26 Updated	Variance FY 2025-26
NGFS	PUC	267645	27180	10026776-0005	10000	519110 - Flexible Benefit Package	11,008	10,970	(38)	11,846	11,770	(76)
NGFS	PUC	267646	27180	10026776-0006	10000	501010 - Perm Salaries-Misc-Regular	8,070,140	8,083,922	13,782	8,553,216	8,568,279	15,063
NGFS	PUC	267646	27180	10026776-0006	10000	513010 - Retire City Misc	1,162,920	1,164,932	2,012	1,190,980	1,193,105	2,125
NGFS	PUC	267646	27180	10026776-0006	10000	514010 - Social Security (OASDI & HI)	456,670	457,521	851	493,230	494,166	936
NGFS	PUC	267646	27180	10026776-0006	10000	514020 - Social Sec-Medicare(HI Only)	117,017	117,217	200	124,015	124,236	221
NGFS	PUC	267646	27180	10026776-0006	10000	515010 - Health Service-City Match	226,658	225,881	(777)	251,522	249,882	(1,640)
NGFS	PUC	267646	27180	10026776-0006	10000	515020 - Retiree Health-Match-Prop B	58,774	58,873	99	62,305	62,411	106
NGFS	PUC	267646	27180	10026776-0006	10000	515030 - RetireeHlthCare-CityMatchProp	21,928	21,966	38	23,231	23,269	38
NGFS	PUC	267646	27180	10026776-0006	10000	515710 - Dependent Coverage	572,161	570,200	(1,961)	635,953	631,811	(4,142)
NGFS	PUC	267646	27180	10026776-0006	10000	516010 - Dental Coverage	49,388	49,434	46	53,199	53,292	93
NGFS	PUC	267646	27180	10026776-0006	10000	519110 - Flexible Benefit Package	5,504	5,485	(19)	5,923	5,885	(38)
NGFS	PUC	267646	27180	10026776-0006	10000	519120 - Long Term Disability Insurance	32,093	32,149	56	34,043	34,108	65
NGFS	PUC	267651	27180	10026773-0001	10000	515010 - Health Service-City Match	14,899	14,849	(50)	16,034	15,931	(103)
NGFS	PUC	267651	27180	10026773-0001	10000	515710 - Dependent Coverage	35,114	34,994	(120)	37,790	37,545	(245)
NGFS	PUC	267651	27180	10026773-0001	10000	516010 - Dental Coverage	3,096	3,098	2	3,230	3,237	7
NGFS	PUC	267651	27180	10026773-0001	10000	519110 - Flexible Benefit Package	5,504	5,485	(19)	5,923	5,885	(38)
NGFS	PUC	267652	27180	10026773-0002	10000	515010 - Health Service-City Match	83,071	82,790	(281)	89,401	88,824	(577)
NGFS	PUC	267652	27180	10026773-0002	10000	515710 - Dependent Coverage	193,694	193,032	(662)	208,455	207,105	(1,350)
NGFS	PUC	267652	27180	10026773-0002	10000	516010 - Dental Coverage	16,922	16,937	15	17,659	17,693	34
NGFS	PUC	267652	27180	10026773-0002	10000	519110 - Flexible Benefit Package	16,512	16,455	(57)	17,769	17,655	(114)
NGFS	PUC	267652	27180	10026773-0002	10000	581083 - ADM-Real Estate 49 SVN Rent	89,179	89,112	(67)	99,128	99,044	(84)
NGFS	PUC	267653	27180	10026773-0003	10000	515010 - Health Service-City Match	218,263	217,531	(732)	236,395	234,865	(1,510)
NGFS	PUC	267653	27180	10026773-0003	10000	515710 - Dependent Coverage	420,291	418,854	(1,437)	454,962	452,032	(2,930)
NGFS	PUC	267653	27180	10026773-0003	10000	516010 - Dental Coverage	38,362	38,398	36	40,277	40,357	80
NGFS	PUC	267653	27180	10026773-0003	10000	519110 - Flexible Benefit Package	38,528	38,395	(133)	41,461	41,195	(266)
NGFS	PUC	267654	27180	10026773-0005	10000	515010 - Health Service-City Match	80,770	80,497	(273)	86,919	86,350	(569)
NGFS	PUC	267654	27180	10026773-0005	10000	515710 - Dependent Coverage	413,974	412,584	(1,390)	445,545	442,652	(2,893)
NGFS	PUC	267654	27180	10026773-0005	10000	516010 - Dental Coverage	29,819	29,843	24	31,102	31,173	71
NGFS	PUC	267655	27180	10026773-0008	10000	515010 - Health Service-City Match	18,278	18,217	(61)	19,670	19,544	(126)
NGFS	PUC	267655	27180	10026773-0008	10000	515710 - Dependent Coverage	48,778	48,612	(166)	52,494	52,155	(339)
NGFS	PUC	267655	27180	10026773-0008	10000	516010 - Dental Coverage	4,256	4,260	4	4,441	4,451	10
NGFS	PUC	267655	27180	10026773-0008	10000	519110 - Flexible Benefit Package	16,512	16,455	(57)	17,769	17,655	(114)
NGFS	PUC	267657	27180	10026773-0007	10000	515010 - Health Service-City Match	101,495	101,155	(340)	109,232	108,535	(697)
NGFS	PUC	267657	27180	10026773-0007	10000	515710 - Dependent Coverage	166,274	165,703	(571)	178,939	177,787	(1,152)
NGFS	PUC	267657	27180	10026773-0007	10000	516010 - Dental Coverage	15,714	15,729	15	16,403	16,435	32
NGFS	PUC	267657	27180	10026773-0007	10000	519110 - Flexible Benefit Package	5,504	5,485	(19)	5,923	5,885	(38)
NGFS	PUC	153644	27180	10026772-0012	10000	515010 - Health Service-City Match	61,778	61,567	(211)	77,243	76,744	(499)
NGFS	PUC	153644	27180	10026772-0012	10000	515710 - Dependent Coverage	146,721	146,222	(499)	180,812	179,641	(1,171)
NGFS	PUC	153644	27180	10026772-0012	10000	516010 - Dental Coverage	12,921	12,934	13	15,461	15,492	31
NGFS	PUC	153644	27180	10026772-0012	10000	519110 - Flexible Benefit Package	22,016	21,940	(76)	23,692	23,540	(152)

**Technical Adjustments for May 1 Departments
FY 2024-25 and FY 2025-26**

GFS Type	Dept Grp	Dept ID	Fund	Project-Activity	Authority	Account - Title	FY 2024-25 May 1 Proposed	FY 2024-25 Updated	Variance FY 2024-25	FY 2025-26 May 1 Proposed	FY 2025-26 Updated	Variance FY 2025-26
NGFS	PUC	153644	27180	10026772-0012	10000	581870 - GF-HR-SF Fellows Program	0	120,000	120,000	-	-	-
NGFS	PUC	292650	27180	10026772-0011	10000	515010 - Health Service-City Match	59,964	59,764	(200)	69,024	68,581	(443)
NGFS	PUC	292650	27180	10026772-0011	10000	515710 - Dependent Coverage	141,310	140,827	(483)	160,042	159,009	(1,033)
NGFS	PUC	292650	27180	10026772-0011	10000	516010 - Dental Coverage	12,560	12,572	12	13,820	13,849	29
NGFS	PUC	292650	27180	10026772-0011	10000	519110 - Flexible Benefit Package	38,528	38,395	(133)	41,461	41,195	(266)
NGFS	PUC	292658	27180	10026772-0010	10000	515010 - Health Service-City Match	100,616	100,277	(339)	111,921	111,198	(723)
NGFS	PUC	292658	27180	10026772-0010	10000	515710 - Dependent Coverage	273,835	272,902	(933)	304,251	302,284	(1,967)
NGFS	PUC	292658	27180	10026772-0010	10000	516010 - Dental Coverage	23,659	23,678	19	25,492	25,546	54
NGFS	PUC	292658	27180	10026772-0010	10000	519110 - Flexible Benefit Package	63,602	63,382	(220)	71,076	70,620	(456)
NGFS	PUC	232396	25940	10029994-0002	10000	499999 - Beg Fund Balance - Budget Only	24,537,936	24,291,352	(246,584)	40,176,602	39,687,068	(489,534)
NGFS	PUC	232396	25940	10029994-0010	10000	486010 - Exp Rec Fr Asian Arts Musm AA	0	-	(0)	-	-	-
NGFS	PUC	232396	25940	10029994-0010	10000	486195 - EXP REC Fr HomelessnessSvc	-	(0)	(0)	-	-	-
NGFS	PUC	232396	25940	10029994-0010	10000	486290 - Exp Rec Fr Emergency Comm L	0	-	(0)	-	-	-
NGFS	PUC	232396	25940	10029994-0010	10000	486340 - Exp Rec Fr Fire Dept (AAO)	0	0	-	-	-	-
NGFS	PUC	232396	25940	10029994-0010	10000	486370 - Exp Rec Fr Comm Health Svc A	(0)	-	0	-	-	-
NGFS	PUC	232396	25940	10029994-0010	10000	486390 - Exp Rec Fr Laguna Honda AAO	(0)	-	0	-	-	-
NGFS	PUC	232396	25940	10029994-0010	10000	486630 - Exp Rec Fr Rec & Park (AAO)	0	0	-	-	-	-
NGFS	PUC	232396	25940	10029994-0010	10000	486690 - Exp Rec Fr Human Services AA	(0)	-	0	-	-	-
NGFS	PUC	232396	25940	10029994-0010	10000	486750 - Exp Rec Fr Hetch Hetchy (AAO)	-	(0)	(0)	-	-	-
NGFS	PUC	232396	25940	10029994-0010	10000	515010 - Health Service-City Match	55,598	55,409	(189)	59,833	59,446	(387)
NGFS	PUC	232396	25940	10029994-0010	10000	515510 - Health Service-Admin Cost	206,997	176,250	(30,747)	213,636	182,333	(31,303)
NGFS	PUC	232396	25940	10029994-0010	10000	515610 - Health Service-Retiree Subsidy	5,126,259	5,036,069	(90,190)	5,567,876	5,380,659	(187,217)
NGFS	PUC	232396	25940	10029994-0010	10000	515710 - Dependent Coverage	122,699	122,277	(422)	132,049	131,191	(858)
NGFS	PUC	232396	25940	10029994-0010	10000	516010 - Dental Coverage	11,019	11,028	9	11,497	11,519	22
NGFS	PUC	232396	25940	10029994-0010	10000	519110 - Flexible Benefit Package	22,016	21,940	(76)	23,692	23,540	(152)
NGFS	PUC	232396	25940	10029994-0010	10000	520190 - Department Overhead	65,860,256	65,813,394	(46,862)	68,580,098	68,280,274	(299,824)
NGFS	PUC	232396	25940	10029994-0010	10000	581210 - DT Technology Infrastructure	2,419,470	2,412,298	(7,172)	2,680,907	2,591,733	(89,174)
NGFS	PUC	232396	25940	10029994-0010	10000	598040 - Designated For General Reserv	1,100,000	567,839	(532,161)	1,100,000	775,897	(324,103)
NGFS	PUC	232403	25940	10029998-0006	10000	501010 - Perm Salaries-Misc-Regular	8,024,304	6,082,126	(1,942,178)	6,342,529	6,408,638	66,109
NGFS	PUC	232403	25940	10029998-0006	10000	513010 - Retire City Misc	883,661	892,257	8,596	899,181	908,672	9,491
NGFS	PUC	232403	25940	10029998-0006	10000	514010 - Social Security (OASDI & HI)	403,465	407,047	3,582	423,839	427,947	4,108
NGFS	PUC	232403	25940	10029998-0006	10000	514020 - Social Sec-Medicare(HI Only)	95,225	96,059	834	99,834	100,792	958
NGFS	PUC	232403	25940	10029998-0006	10000	515010 - Health Service-City Match	165,123	164,557	(566)	181,321	180,163	(1,158)
NGFS	PUC	232403	25940	10029998-0006	10000	515020 - Retiree Health-Match-Prop B	47,833	48,251	418	50,143	50,625	482
NGFS	PUC	232403	25940	10029998-0006	10000	515030 - RetireeHlthCare-CityMatchProp	17,840	17,992	152	18,698	18,885	187
NGFS	PUC	232403	25940	10029998-0006	10000	515710 - Dependent Coverage	769,740	767,152	(2,588)	831,976	826,591	(5,385)
NGFS	PUC	232403	25940	10029998-0006	10000	516010 - Dental Coverage	58,354	58,419	65	61,254	61,390	136
NGFS	PUC	232403	25940	10029998-0006	10000	519110 - Flexible Benefit Package	11,008	10,970	(38)	11,846	11,770	(76)
NGFS	PUC	232403	25940	10029998-0006	10000	519120 - Long Term Disability Insurance	11,517	11,585	68	12,910	13,023	113
NGFS	PUC	232403	26000	10032512-0001	10002	501010 - Perm Salaries-Misc-Regular	134,820	138,806	3,986	139,601	143,727	4,126

**Technical Adjustments for May 1 Departments
FY 2024-25 and FY 2025-26**

GFS Type	Dept Grp	Dept ID	Fund	Project-Activity	Authority	Account - Title	FY 2024-25 May 1 Proposed	FY 2024-25 Updated	Variance FY 2024-25	FY 2025-26 May 1 Proposed	FY 2025-26 Updated	Variance FY 2025-26
NGFS	PUC	232403	26000	10032512-0001	10002	513010 - Retire City Misc	20,062	20,654	592	20,090	20,682	592
NGFS	PUC	232403	26000	10032512-0001	10002	514010 - Social Security (OASDI & HI)	12,711	12,959	248	13,008	13,264	256
NGFS	PUC	232403	26000	10032512-0001	10002	514020 - Social Sec-Medicare(HI Only)	2,974	3,031	57	3,041	3,101	60
NGFS	PUC	232403	26000	10032512-0001	10002	515010 - Health Service-City Match	3,259	3,248	(11)	3,507	3,486	(21)
NGFS	PUC	232403	26000	10032512-0001	10002	515020 - Retiree Health-Match-Prop B	1,494	1,522	28	1,529	1,558	29
NGFS	PUC	232403	26000	10032512-0001	10002	515030 - RetireeHlthCare-CityMatchPropt	558	569	11	569	583	14
NGFS	PUC	232403	26000	10032512-0001	10002	515710 - Dependent Coverage	17,819	17,759	(60)	19,177	19,054	(123)
NGFS	PUC	232403	26000	10032512-0001	10002	516010 - Dental Coverage	1,337	1,340	3	1,397	1,400	3
NGFS	PUC	232403	26000	10032512-0001	10002	520190 - Department Overhead	153,863	149,009	(4,854)	146,978	142,042	(4,936)
NGFS	PUC	232404	25940	10029998-0006	10000	515010 - Health Service-City Match	122,394	121,980	(414)	131,722	130,873	(849)
NGFS	PUC	232404	25940	10029998-0006	10000	515710 - Dependent Coverage	249,974	249,117	(857)	269,023	267,280	(1,743)
NGFS	PUC	232404	25940	10029998-0006	10000	516010 - Dental Coverage	22,523	22,544	21	23,505	23,549	44
NGFS	PUC	232404	25940	10029998-0006	10000	519110 - Flexible Benefit Package	11,008	10,970	(38)	11,846	11,770	(76)
NGFS	PUC	232405	25940	10029998-0016	10000	501010 - Perm Salaries-Misc-Regular	2,911,124	2,918,811	7,687	3,030,398	3,038,145	7,747
NGFS	PUC	232405	25940	10029998-0016	10000	513010 - Retire City Misc	429,285	430,393	1,108	432,050	433,149	1,099
NGFS	PUC	232405	25940	10029998-0016	10000	514010 - Social Security (OASDI & HI)	224,352	224,786	434	232,110	232,560	450
NGFS	PUC	232405	25940	10029998-0016	10000	514020 - Social Sec-Medicare(HI Only)	52,597	52,711	114	54,322	54,434	112
NGFS	PUC	232405	25940	10029998-0016	10000	515010 - Health Service-City Match	104,906	104,558	(348)	112,900	112,178	(722)
NGFS	PUC	232405	25940	10029998-0016	10000	515020 - Retiree Health-Match-Prop B	26,430	26,482	52	27,294	27,347	53
NGFS	PUC	232405	25940	10029998-0016	10000	515030 - RetireeHlthCare-CityMatchPropt	9,856	9,877	21	10,178	10,200	22
NGFS	PUC	232405	25940	10029998-0016	10000	515710 - Dependent Coverage	350,625	349,452	(1,173)	377,357	374,918	(2,439)
NGFS	PUC	232405	25940	10029998-0016	10000	516010 - Dental Coverage	28,357	28,392	35	29,593	29,655	62
NGFS	PUC	232405	25940	10029998-0016	10000	519120 - Long Term Disability Insurance	11,932	11,960	28	12,421	12,456	35
NGFS	PUC	232405	25940	10029998-0016	10000	581880 - GF-Rec & Park-Gardener	1,250,737	1,606,143	355,406	1,250,737	1,606,143	355,406
NGFS	PUC	232406	25940	10029998-0006	10000	515010 - Health Service-City Match	33,621	33,508	(113)	36,183	35,948	(235)
NGFS	PUC	232406	25940	10029998-0006	10000	515710 - Dependent Coverage	86,352	86,057	(295)	92,933	92,331	(602)
NGFS	PUC	232406	25940	10029998-0006	10000	516010 - Dental Coverage	7,464	7,469	5	7,787	7,802	15
NGFS	PUC	232406	25940	10029998-0006	10000	519110 - Flexible Benefit Package	5,504	5,485	(19)	5,923	5,885	(38)
NGFS	PUC	232406	26000	10021056-0001	10002	515010 - Health Service-City Match	3,490	3,479	(11)	3,756	3,732	(24)
NGFS	PUC	232406	26000	10021056-0001	10002	515710 - Dependent Coverage	8,989	8,959	(30)	9,674	9,612	(62)
NGFS	PUC	232406	26000	10021056-0001	10002	516010 - Dental Coverage	773	773	-	806	808	2
NGFS	PUC	232406	26000	10021056-0001	10002	520190 - Department Overhead	17,144	17,185	41	11,122	11,206	84
NGFS	PUC	232411	25940	10029998-0006	10000	515010 - Health Service-City Match	260,554	259,672	(882)	280,388	278,557	(1,831)
NGFS	PUC	232411	25940	10029998-0006	10000	515710 - Dependent Coverage	1,176,687	1,172,748	(3,939)	1,266,422	1,258,198	(8,224)
NGFS	PUC	232411	25940	10029998-0006	10000	516010 - Dental Coverage	86,458	86,551	93	90,193	90,389	196
NGFS	PUC	232411	25940	10029998-0006	10000	581410 - GF-GSA-Facilities Mgmt Svcs	83,796	82,825	(971)	86,902	85,817	(1,085)
NGFS	PUC	232411	25940	10029998-0008	10000	515010 - Health Service-City Match	27,834	27,740	(94)	29,953	29,757	(196)
NGFS	PUC	232411	25940	10029998-0008	10000	515710 - Dependent Coverage	137,511	137,050	(461)	147,998	147,037	(961)
NGFS	PUC	232411	25940	10029998-0008	10000	516010 - Dental Coverage	9,996	10,005	9	10,427	10,450	23
NGFS	PUC	232415	25940	10029996-0004	10000	515010 - Health Service-City Match	66,558	66,335	(223)	72,928	72,462	(466)

**Technical Adjustments for May 1 Departments
FY 2024-25 and FY 2025-26**

GFS Type	Dept Grp	Dept ID	Fund	Project-Activity	Authority	Account - Title	FY 2024-25 May 1 Proposed	FY 2024-25 Updated	Variance FY 2024-25	FY 2025-26 May 1 Proposed	FY 2025-26 Updated	Variance FY 2025-26
NGFS	PUC	232415	25940	10029996-0004	10000	515710 - Dependent Coverage	124,720	124,293	(427)	134,458	133,591	(867)
NGFS	PUC	232415	25940	10029996-0004	10000	516010 - Dental Coverage	11,467	11,478	11	12,037	12,060	23
NGFS	PUC	232415	25940	10029996-0004	10000	519110 - Flexible Benefit Package	11,008	10,970	(38)	11,846	11,770	(76)
NGFS	PUC	232416	25940	10029996-0004	10000	501010 - Perm Salaries-Misc-Regular	4,857,303	4,857,755	452	5,151,671	5,152,138	467
NGFS	PUC	232416	25940	10029996-0004	10000	513010 - Retire City Misc	703,686	703,751	65	721,186	721,251	65
NGFS	PUC	232416	25940	10029996-0004	10000	514020 - Social Sec-Medicare(HI Only)	72,326	72,333	7	76,597	76,603	6
NGFS	PUC	232416	25940	10029996-0004	10000	515010 - Health Service-City Match	142,576	142,090	(486)	156,605	155,584	(1,021)
NGFS	PUC	232416	25940	10029996-0004	10000	515020 - Retiree Health-Match-Prop B	36,329	36,332	3	38,476	38,480	4
NGFS	PUC	232416	25940	10029996-0004	10000	515030 - RetireeHlthCare-CityMatchProp	13,552	13,553	1	14,348	14,349	1
NGFS	PUC	232416	25940	10029996-0004	10000	515710 - Dependent Coverage	360,840	359,602	(1,238)	398,767	396,171	(2,596)
NGFS	PUC	232416	25940	10029996-0004	10000	516010 - Dental Coverage	31,031	31,059	28	33,189	33,247	58
NGFS	PUC	232416	25940	10029996-0004	10000	519120 - Long Term Disability Insurance	19,914	19,916	2	21,122	21,123	1
NGFS	PUC	232417	25940	10029996-0004	10000	515010 - Health Service-City Match	84,712	84,424	(288)	91,861	91,262	(599)
NGFS	PUC	232417	25940	10029996-0004	10000	515710 - Dependent Coverage	270,127	269,210	(917)	290,218	288,332	(1,886)
NGFS	PUC	232417	25940	10029996-0004	10000	516010 - Dental Coverage	21,629	21,648	19	22,559	22,603	44
NGFS	PUC	232418	25940	10029996-0004	10000	515010 - Health Service-City Match	148,750	148,241	(509)	161,552	160,500	(1,052)
NGFS	PUC	232418	25940	10029996-0004	10000	515710 - Dependent Coverage	373,183	371,904	(1,279)	402,527	399,909	(2,618)
NGFS	PUC	232418	25940	10029996-0004	10000	516010 - Dental Coverage	32,307	32,337	30	33,837	33,898	61
NGFS	PUC	232418	25940	10029996-0004	10000	519110 - Flexible Benefit Package	11,008	10,970	(38)	11,846	11,770	(76)
NGFS	PUC	232421	25940	10029997-0002	10000	515010 - Health Service-City Match	111,149	110,773	(376)	119,619	118,850	(769)
NGFS	PUC	232421	25940	10029997-0002	10000	515710 - Dependent Coverage	229,606	228,819	(787)	247,101	245,501	(1,600)
NGFS	PUC	232421	25940	10029997-0002	10000	516010 - Dental Coverage	20,675	20,694	19	21,576	21,617	41
NGFS	PUC	232421	25940	10029997-0002	10000	519110 - Flexible Benefit Package	16,512	16,455	(57)	17,769	17,655	(114)
NGFS	PUC	232422	25940	10029997-0020	10000	516010 - Health Service-City Match	226,697	225,931	(766)	243,958	242,373	(1,585)
NGFS	PUC	232422	25940	10029997-0020	10000	515710 - Dependent Coverage	901,479	898,471	(3,008)	970,220	963,924	(6,296)
NGFS	PUC	232422	25940	10029997-0020	10000	516010 - Dental Coverage	68,325	68,413	88	71,289	71,441	152
NGFS	PUC	232422	25940	10029997-0020	10000	519110 - Flexible Benefit Package	5,504	5,485	(19)	5,923	5,885	(38)
NGFS	PUC	232423	25940	10029997-0002	10000	515010 - Health Service-City Match	99,014	98,677	(337)	106,559	105,863	(696)
NGFS	PUC	232423	25940	10029997-0002	10000	515710 - Dependent Coverage	240,330	239,503	(827)	258,650	256,965	(1,685)
NGFS	PUC	232423	25940	10029997-0002	10000	516010 - Dental Coverage	20,916	20,934	18	21,824	21,861	37
NGFS	PUC	232424	25940	10029997-0020	10000	501010 - Perm Salaries-Misc-Regular	7,858,901	7,870,189	11,288	8,166,241	8,164,528	(1,713)
NGFS	PUC	232424	25940	10029997-0020	10000	513010 - Retire City Misc	1,145,150	1,146,817	1,667	1,150,008	1,152,616	2,608
NGFS	PUC	232424	25940	10029997-0020	10000	514010 - Social Security (OASDI & HI)	533,152	533,852	700	553,096	554,230	1,134
NGFS	PUC	232424	25940	10029997-0020	10000	514020 - Social Sec-Medicare(HI Only)	125,815	125,977	162	130,268	130,529	261
NGFS	PUC	232424	25940	10029997-0020	10000	515010 - Health Service-City Match	231,358	230,589	(769)	248,990	247,393	(1,597)
NGFS	PUC	232424	25940	10029997-0020	10000	515020 - Retiree Health-Match-Prop B	63,201	63,283	82	65,433	65,568	135
NGFS	PUC	232424	25940	10029997-0020	10000	515030 - RetireeHlthCare-CityMatchProp	23,574	23,605	31	24,405	24,457	52
NGFS	PUC	232424	25940	10029997-0020	10000	515710 - Dependent Coverage	932,717	929,578	(3,139)	1,003,825	997,331	(6,494)
NGFS	PUC	232424	25940	10029997-0020	10000	516010 - Dental Coverage	73,095	73,167	72	76,273	76,434	161
NGFS	PUC	232424	25940	10029997-0020	10000	519110 - Flexible Benefit Package	16,512	16,455	(57)	17,769	17,655	(114)

**Technical Adjustments for May 1 Departments
FY 2024-25 and FY 2025-26**

GFS Type	Dept Grp	Dept ID	Fund	Project-Activity	Authority	Account - Title	FY 2024-25 May 1 Proposed	FY 2024-25 Updated	Variance FY 2024-25	FY 2025-26 May 1 Proposed	FY 2025-26 Updated	Variance FY 2025-26
NGFS	PUC	232424	25940	10029997-0020	10000	519120 - Long Term Disability Insurance	26,135	26,182	47	27,187	27,261	74
NGFS	PUC	232425	25940	10029996-0004	10000	501010 - Perm Salaries-Misc-Regular	7,148,157	7,175,522	27,365	7,372,810	7,401,118	28,308
NGFS	PUC	232425	25940	10029996-0004	10000	513010 - Retire City Misc	1,044,827	1,048,866	4,039	1,041,485	1,045,491	4,006
NGFS	PUC	232425	25940	10029996-0004	10000	514010 - Social Security (OASDI & HI)	473,325	474,953	1,628	489,443	491,127	1,684
NGFS	PUC	232425	25940	10029996-0004	10000	514020 - Social Sec-Medicare(HI Only)	111,565	111,985	420	115,184	115,589	405
NGFS	PUC	232425	25940	10029996-0004	10000	515010 - Health Service-City Match	160,306	159,784	(522)	170,079	169,007	(1,072)
NGFS	PUC	232425	25940	10029996-0004	10000	515020 - Retiree Health-Match-Prop B	56,058	56,251	193	57,869	58,064	195
NGFS	PUC	232425	25940	10029996-0004	10000	515030 - RetireeHlthCare-CityMatchProp	20,900	20,976	76	21,573	21,853	80
NGFS	PUC	232425	25940	10029996-0004	10000	515710 - Dependent Coverage	820,708	817,958	(2,750)	873,640	868,001	(5,639)
NGFS	PUC	232425	25940	10029996-0004	10000	516010 - Dental Coverage	62,864	62,915	51	64,845	64,996	151
NGFS	PUC	232425	25940	10029996-0004	10000	519120 - Long Term Disability Insurance	27,654	27,733	79	28,511	28,602	91
NGFS	PUC	292648	25940	10029995-0040	10000	501010 - Perm Salaries-Misc-Regular	1,539,335	1,539,787	452	1,603,899	1,604,366	467
NGFS	PUC	292648	25940	10029995-0040	10000	513010 - Retire City Misc	217,333	217,398	65	218,139	218,204	65
NGFS	PUC	292648	25940	10029995-0040	10000	514020 - Social Sec-Medicare(HI Only)	22,320	22,327	7	23,260	23,266	6
NGFS	PUC	292648	25940	10029995-0040	10000	515010 - Health Service-City Match	37,931	37,801	(130)	39,894	39,635	(259)
NGFS	PUC	292648	25940	10029995-0040	10000	515020 - Retiree Health-Match-Prop B	11,212	11,215	3	11,685	11,689	4
NGFS	PUC	292648	25940	10029995-0040	10000	515030 - RetireeHlthCare-CityMatchProp	4,180	4,181	1	4,358	4,359	1
NGFS	PUC	292648	25940	10029995-0040	10000	515710 - Dependent Coverage	91,668	91,351	(317)	91,818	91,222	(596)
NGFS	PUC	292648	25940	10029995-0040	10000	516010 - Dental Coverage	8,140	8,146	6	8,014	8,031	17
NGFS	PUC	292648	25940	10029995-0040	10000	519110 - Flexible Benefit Package	25,074	24,987	(87)	29,615	29,425	(190)
NGFS	PUC	292648	25940	10029995-0040	10000	519120 - Long Term Disability Insurance	2,692	2,694	2	2,508	2,509	1
NGFS	PUC	295647	25940	10029995-0002	10000	515010 - Health Service-City Match	63,369	63,156	(213)	68,112	67,671	(441)
NGFS	PUC	295647	25940	10029995-0002	10000	515710 - Dependent Coverage	211,250	210,533	(717)	227,019	225,548	(1,471)
NGFS	PUC	295647	25940	10029995-0002	10000	516010 - Dental Coverage	17,002	17,016	14	17,712	17,750	38
NGFS	PUC	295647	25940	10029995-0002	10000	519110 - Flexible Benefit Package	27,520	27,425	(95)	29,615	29,425	(190)
NGFS	PUC	292656	25940	10029995-0036	10000	501010 - Perm Salaries-Misc-Regular	8,528,508	8,538,918	10,410	8,861,311	8,872,088	10,777
NGFS	PUC	292656	25940	10029995-0036	10000	513010 - Retire City Misc	1,244,100	1,245,645	1,545	1,249,411	1,250,958	1,547
NGFS	PUC	292656	25940	10029995-0036	10000	514010 - Social Security (OASDI & HI)	540,032	540,650	618	564,402	565,041	639
NGFS	PUC	292656	25940	10029995-0036	10000	514020 - Social Sec-Medicare(HI Only)	129,756	129,907	151	134,606	134,762	156
NGFS	PUC	292656	25940	10029995-0036	10000	515010 - Health Service-City Match	335,464	334,333	(1,131)	361,026	358,698	(2,328)
NGFS	PUC	292656	25940	10029995-0036	10000	515020 - Retiree Health-Match-Prop B	65,190	65,266	76	67,608	67,687	79
NGFS	PUC	292656	25940	10029995-0036	10000	515030 - RetireeHlthCare-CityMatchProp	24,315	24,343	28	25,205	25,234	29
NGFS	PUC	292656	25940	10029995-0036	10000	515710 - Dependent Coverage	781,157	778,493	(2,664)	840,885	835,244	(5,441)
NGFS	PUC	292656	25940	10029995-0036	10000	516010 - Dental Coverage	68,593	68,659	66	71,579	71,719	140
NGFS	PUC	292656	25940	10029995-0036	10000	519110 - Flexible Benefit Package	71,552	71,305	(247)	76,999	76,505	(494)
NGFS	PUC	292656	25940	10029995-0036	10000	519120 - Long Term Disability Insurance	25,325	25,368	43	26,351	26,393	42
NGFS	PUC	292656	26000	10021066-0001	10002	506070 - Programmatic Projects-Budget	935,334	935,610	276	901,350	901,924	574
NGFS	PUC	292656	26000	10021066-0001	10002	515010 - Health Service-City Match	23,686	23,607	(79)	25,491	25,328	(163)
NGFS	PUC	292656	26000	10021066-0001	10002	515710 - Dependent Coverage	60,996	60,794	(202)	65,845	65,223	(422)
NGFS	PUC	292656	26000	10021066-0001	10002	516010 - Dental Coverage	5,242	5,247	5	5,471	5,482	11

**Technical Adjustments for May 1 Departments
FY 2024-25 and FY 2025-26**

GFS Type	Dept Grp	Dept ID	Fund	Project-Activity	Authority	Account - Title	FY 2024-25 May 1 Proposed	FY 2024-25 Updated	Variance FY 2024-25	FY 2025-26 May 1 Proposed	FY 2025-26 Updated	Variance FY 2025-26
NGFS	RET	232318	31330	10026788-0001	10000	470199 - Emp Retirement Contributions	7,708,099	7,000,000	(708,099)	-	-	-
NGFS	RET	232318	31330	10026788-0001	10000	470199 - Emp Retirement Contributions	50,034,832	52,720,899	2,686,067	51,815,633	53,753,616	1,937,983
NGFS	RET	232318	31330	10026788-0001	10000	515010 - Health Service-City Match	375,766	374,507	(1,259)	414,885	412,233	(2,652)
NGFS	RET	232318	31330	10026788-0001	10000	515510 - Health Service-Admin Cost	31,607	26,912	(4,695)	32,621	27,841	(4,780)
NGFS	RET	232318	31330	10026788-0001	10000	515610 - Health Service-Retiree Subsidy	770,106	756,557	(13,549)	836,449	808,324	(28,125)
NGFS	RET	232318	31330	10026788-0001	10000	515710 - Dependent Coverage	720,122	717,664	(2,458)	793,572	788,457	(5,115)
NGFS	RET	232318	31330	10026788-0001	10000	516010 - Dental Coverage	65,617	65,681	64	70,155	70,290	135
NGFS	RET	232318	31330	10026788-0001	10000	519110 - Flexible Benefit Package	38,528	38,395	(133)	41,461	41,195	(266)
NGFS	RET	232318	31330	10026788-0001	10000	581650 - Leases Paid To Real Estate	-	1,800,442	1,800,442	-	1,800,901	1,800,901
NGFS	RET	232319	31330	10026788-0001	10000	515010 - Health Service-City Match	140,568	140,097	(471)	151,275	150,302	(973)
NGFS	RET	232319	31330	10026788-0001	10000	515710 - Dependent Coverage	443,466	441,958	(1,508)	477,252	474,175	(3,077)
NGFS	RET	232319	31330	10026788-0001	10000	516010 - Dental Coverage	37,776	37,807	31	39,411	39,503	92
NGFS	RET	232319	31330	10026788-0001	10000	519110 - Flexible Benefit Package	165,120	164,550	(570)	177,690	176,550	(1,140)
NGFS	RET	232320	31330	10026788-0001	10000	501010 - Perm Salaries-Misc-Regular	8,443,838	8,446,605	2,767	8,899,805	8,902,670	2,865
NGFS	RET	232320	31330	10026788-0001	10000	513010 - Retire City Misc	1,223,276	1,223,680	404	1,245,586	1,245,990	404
NGFS	RET	232320	31330	10026788-0001	10000	514010 - Social Security (OASDI & HI)	470,789	470,961	172	503,081	503,259	178
NGFS	RET	232320	31330	10026788-0001	10000	514020 - Social Sec-Medicare(HI Only)	122,440	122,480	40	129,046	129,088	42
NGFS	RET	232320	31330	10026788-0001	10000	515010 - Health Service-City Match	258,001	257,124	(877)	282,430	280,605	(1,825)
NGFS	RET	232320	31330	10026788-0001	10000	515020 - Retiree Health-Match-Prop B	61,502	61,522	20	64,830	64,850	20
NGFS	RET	232320	31330	10026788-0001	10000	515030 - RetireeHlthCare-CityMatchPropt	22,930	22,938	8	24,172	24,179	7
NGFS	RET	232320	31330	10026788-0001	10000	515710 - Dependent Coverage	640,012	637,829	(2,183)	701,076	696,530	(4,546)
NGFS	RET	232320	31330	10026788-0001	10000	516010 - Dental Coverage	55,687	55,738	51	59,136	59,249	113
NGFS	RET	232320	31330	10026788-0001	10000	519010 - Fringe Adjustments-Budget	-	(18,220)	(18,220)	-	(4,140)	(4,140)
NGFS	RET	232320	31330	10026788-0001	10000	519110 - Flexible Benefit Package	60,544	60,335	(209)	65,153	64,735	(418)
NGFS	RET	232320	31330	10026788-0001	10000	519120 - Long Term Disability Insurance	24,053	24,064	11	25,552	25,565	13
NGFS	RET	232320	31330	10026788-0001	10000	581015 - Human Resources Modernizatio	15,019	8,497	(6,522)	15,392	8,640	(6,752)
NGFS	RET	232320	31330	10026788-0001	10000	581120 - GF-Con-Financial Systems	71,956	74,382	2,426	74,596	77,301	2,705
NGFS	RET	232320	31330	10026788-0001	10000	581130 - GF-Con-Internal Audits	108,605	126,825	18,220	110,754	114,894	4,140
NGFS	RET	232320	31330	10026788-0001	10000	581210 - DT Technology Infrastructure	605,937	604,387	(1,550)	676,354	655,622	(20,732)
NGFS	RET	232320	31330	10026788-0001	10000	581470 - GF-HR-EMPLOYMENTSERVIC	41,754	44,004	2,250	43,283	48,871	5,588
NGFS	RET	232320	31330	10026788-0001	10000	581650 - Leases Paid To Real Estate	-	214,338	214,338	-	214,393	214,393
NGFS	RET	232320	31330	10026788-0001	10000	581660 - GF-Chf-Youth Works	9,072	-	(9,072)	9,072	-	(9,072)
NGFS	RNT	232325	10850	10026789-0001	10000	501010 - Perm Salaries-Misc-Regular	7,911,825	7,921,914	10,089	8,204,605	8,215,053	10,448
NGFS	RNT	232325	10850	10026789-0001	10000	513010 - Retire City Misc	1,151,390	1,152,847	1,457	1,154,027	1,155,472	1,445
NGFS	RNT	232325	10850	10026789-0001	10000	514010 - Social Security (OASDI & HI)	420,760	420,862	102	442,723	442,828	105
NGFS	RNT	232325	10850	10026789-0001	10000	514020 - Social Sec-Medicare(HI Only)	116,708	116,851	143	120,970	121,113	143
NGFS	RNT	232325	10850	10026789-0001	10000	515010 - Health Service-City Match	259,388	258,521	(867)	279,162	277,365	(1,797)
NGFS	RNT	232325	10850	10026789-0001	10000	515020 - Retiree Health-Match-Prop B	58,500	58,577	77	60,624	60,702	78
NGFS	RNT	232325	10850	10026789-0001	10000	515030 - RetireeHlthCare-CityMatchPropt	21,812	21,842	30	22,602	22,632	30
NGFS	RNT	232325	10850	10026789-0001	10000	515510 - Health Service-Admin Cost	14,874	12,665	(2,209)	15,351	13,102	(2,249)

**Technical Adjustments for May 1 Departments
FY 2024-25 and FY 2025-26**

GFS Type	Dept Grp	Dept ID	Fund	Project-Activity	Authority	Account- Title	FY 2024-25 May 1 Proposed	FY 2024-25 Updated	Variance FY 2024-25	FY 2025-26 May 1 Proposed	FY 2025-26 Updated	Variance FY 2025-26
NGFS	RNT	232325	10850	10026789-0001	10000	515610 - Health Service-Retiree Subsidy	373,385	366,815	(6,570)	405,551	391,914	(13,637)
NGFS	RNT	232325	10850	10026789-0001	10000	515710 - Dependent Coverage	617,654	615,555	(2,099)	664,727	660,436	(4,291)
NGFS	RNT	232325	10850	10026789-0001	10000	516010 - Dental Coverage	53,079	53,127	48	55,396	55,494	98
NGFS	RNT	232325	10850	10026789-0001	10000	519010 - Fringe Adjustments-Budget	9,878	9,951	73	10,699	10,657	(42)
NGFS	RNT	232325	10850	10026789-0001	10000	519110 - Flexible Benefit Package	16,512	16,455	(57)	17,769	17,655	(114)
NGFS	RNT	232325	10850	10026789-0001	10000	519120 - Long Term Disability Insurance	29,978	30,013	35	31,097	31,132	35
NGFS	RNT	232325	10850	10026789-0001	10000	526000 - Crf Fees & Other Compensation	5,000	10,493	5,493	12,000	12,000	-
NGFS	RNT	232325	10850	10026789-0001	10000	527000 - Prof & Specialized Svcs-Bdgt	22,000	28,000	6,000	32,233	33,220	987
NGFS	RNT	232325	10850	10026789-0001	10000	527610 - Systems Consulting Services	42,500	42,500	-	32,500	42,500	10,000
NGFS	RNT	232325	10850	10026789-0001	10000	535000 - Other Current Expenses - Bdgt	10,000	15,000	5,000	15,000	15,000	-
NGFS	RNT	232325	10850	10026789-0001	10000	535950 - Credit Card Processing Fees	5,000	7,000	2,000	5,000	7,000	2,000
NGFS	RNT	232325	10850	10026789-0001	10000	535960 - Software Licensing Fees	126,000	126,000	-	126,000	130,000	4,000
NGFS	RNT	232325	10850	10026789-0001	10000	540000 - Materials & Supplies-Budget	28,000	30,209	2,209	28,000	35,249	7,249
NGFS	RNT	232325	10850	10026789-0001	10000	549510 - Other Office Supplies	12,000	12,000	-	12,000	20,000	8,000
NGFS	RNT	232325	10850	10026789-0001	10000	581015 - Human Resources Modernizatio	4,934	2,791	(2,143)	5,057	2,839	(2,218)
NGFS	RNT	232325	10850	10026789-0001	10000	581130 - GF-Con-Internal Audits	27,643	27,570	(73)	28,643	28,685	42
NGFS	RNT	232325	10850	10026789-0001	10000	581210 - DT Technology Infrastructure	131,141	130,769	(372)	145,840	141,050	(4,790)
NGFS	RNT	232325	10850	10026789-0001	10000	581470 - GF-HR-EMPLOYMENTSERVIC	13,716	14,455	739	14,218	16,053	1,835
NGFS	RNT	232325	10850	10026789-0001	10000	581660 - GF-Chf-Youth Works	9,600	-	(9,600)	9,600	-	(9,600)
NGFS	RNT	232325	10850	10026789-0001	10000	581890 - GF-Rent Paid To Real Estate	529,753	520,248	(9,505)	595,194	587,437	(7,757)
							1,194,318,452	1,201,239,565	6,921,113	1,228,627,632	1,205,939,337	(22,688,295)
							1,668,447,510	1,675,277,528	6,830,018	1,283,119,047	1,260,236,570	(22,882,477)



Handwritten signature and date stamp: "2024 MAY 31 PM 3:32" and "MAYOR".

To: Angela Calvillo, Clerk of the Board of Supervisors
From: Anna Duning, Mayor's Budget Director
Date: May 31, 2024
Re: Mayor's June 1 FY 2024-25 and FY 2025-26 Budget Submission

Madam Clerk,

In accordance with City and County of San Francisco Administrative Code, Section 3.3, the Mayor's Office hereby submits the Mayor's proposed June 1 budget, corresponding legislation, and related materials for Fiscal Year (FY) 2024-25 and FY 2025-26.

In addition to the Mayor's Proposed FY 2024-25 and FY 2025-26 June 1 Budget Book, the following items are included in the Mayor's submission:

- The June 1 Proposed Interim Annual Appropriation Ordinance (AAO) and Proposed Interim Annual Salary Ordinance (ASO)
- The June 1 Proposed Annual Appropriation Ordinance (AAO) and Proposed Annual Salary Ordinance (ASO), along with Administrative Provisions
- The Proposed Interim Budget and the Proposed Budget for the Office of Community Investment and Infrastructure (OCII)
- 30 separate pieces of trailing legislation (see list attached)
- A Transfer of Function letter detailing the transfer of positions from one City department to another
- An Interim Exception letter to the ASO
- A letter addressing funding levels for nonprofit corporations or public entities for the coming two fiscal years
- A letter and supporting documentation detailing technical adjustments to the Mayor's Proposed May 1 Budget for FY 2024-25 and FY 2025-26, per Charter Section 9.101
- Memo to the Board President requesting for 30-day rule waivers on ordinances

Please note the following:

- Technical adjustments to the June 1 budget are being prepared, but are not submitted with this set of materials.

Sincerely,

Handwritten signature of Anna Duning in blue ink.

Anna Duning
Mayor's Budget Director

cc: Members of the Board of Supervisors
Budget & Legislative Analyst's Office
Controller

DEPT	Item	Description	Type of Legislation	File #
ADM	New Prop J	Office of the Medical Examiner security services	Resolution	240613
ADM	Continuing Prop J	City Administrator's Office fleet security services, Real Estate Division custodial services and security services, and convention facilities management for FY 2024-25	Resolution	240612
BOS	Continuing Prop J	Board of Supervisors Budget and Legislative Analyst Services for FY 2024-25	Resolution	240612
DPH	Continuing Prop J	Department of Public Health security services for FY 2024-25	Resolution	240612
DPW	Continuing Prop J	Department of Public Works security services for FY 2024-25	Resolution	240612
HOM	Continuing Prop J	Homelessness and Supportive Housing security services for FY 2024-25	Resolution	240612
HSA	Continuing Prop J	Human Services Agency Security Services for FY 2024-25	Resolution	240612
MOHCD	Continuing Prop J	Mayor's Office of Housing and Community Development security services for FY 2024-25	Resolution	240612
REG	Continuing Prop J	Department of Elections Assembly of Vote by Mail Services for FY 2024-25	Resolution	240612
SHF	Continuing Prop J	Sheriff's Department County Jails Food Services for FY 2024-25	Resolution	240612
ADM	Code Amendment	Amending the Police Code to adjust to current amounts the license fees for Billiard Parlor, Dance Hall Keeper, Extended Hours Premises, Fixed Place Outdoor Amplified Sound, Limited Live Performance, Mechanical Amusement Device, and Place of Entertainment permits	Ordinance	240598
ADM	Code Amendment	Amending the Administrative Code to adjust the fees imposed by the County Clerk, and authorizing the Controller to make future adjustments to the fees	Ordinance	240597
DPH	Patient Rates	Amending the Health Code to set patient rates and rates for other healthcare services provided by the Department of Public Health, for Fiscal Years 2024-2025 and 2025-2026	Ordinance	240600
DPW	Code Amendment	Amending the Public Works Code to modify certain permit fees and other charges and affirming the Planning	Ordinance	240601

		Department's determination under the California Environmental Quality Act		
REC	Code Amendment	Amending the Park Code to authorize the Recreation and Park Department to charge a fee for reserving tennis and pickleball courts at locations other than the Golden Gate Park Tennis Center	Ordinance	240603
REC	Code Amendment	Amending the Park Code to impose an additional \$5 charge for recreation programs	Ordinance	240602
DAT	Joint Powers Grant	Authorizing the Office of the District Attorney to accept and expend a grant in the amount of \$2,530,992 from the California Victim Compensation Board	Resolution	240617
REC	Habitat Conservation Fund Grants	Retroactively authorizing the Recreation and Park Department to accept and expend grant funding in the amount of \$400,000 from the Habitat Conservation Fund	Resolution	240615
REC	BAAQMD Grant	Authorizing the Recreation and Park Department to accept and expend a grant in the amount of \$619,085 from the Bay Area Air Quality Management District to install level-2 electric vehicle chargers at six park sites	Resolution	240614
REC	USDA Urban Forest Grant	Authorizing the Recreation and Park Department to accept and expend a grant in the amount of \$2,000,000 from the USDA Forest Service to develop a Workforce Development Program and implement Reforestation Projects	Resolution	240616
DPH	Recurring State Grants	Authorizing the acceptance and expenditure of Recurring State grant funds by the San Francisco Department of Public Health for Fiscal Year (FY) 2024-2025	Resolution	240618
HOM/HSR	CAAP Client Housing Legislation	Approving the FYs 2024-2025 and 2025-2026 Expenditure Plan for the Department of Homelessness and Supportive Housing Fund	Resolution	240620
HSR/DPH	Funding Reallocation – Our City, Our Home Homelessness Gross Receipts Tax	Reallocating approximately \$13,676,000 in unappropriated earned interest revenues from the Our City, Our Home Fund to allow the City to use such revenues from the	Ordinance	240607

		Homelessness Gross Receipts Tax for certain types of services to address homelessness		
DEC	Early Care and Education Commercial Rents Tax Baseline	Amending the baseline funding requirements for early care and education programs in Fiscal Years 2024-2025 through 2027-2028, to enable the City to use the interest earned from the Early Care and Education Commercial Rents Tax for those baseline programs	Ordinance	240604
OCII	OCII Interim Budget Resolution	Approving the Fiscal Year 2024-25 Interim Budget of the Office of Community Investment and Infrastructure	Resolution	240610
OCII	OCII Budget Resolution	Approving the Fiscal Year 2024-25 Budget of the Office of Community Investment and Infrastructure	Resolution	240611
CON	Access Line Tax (ALT) Tax Rates	Concurring with the Controller's establishment of the Consumer Price Index for 2024, and adjusting the Access Line Tax by the same rate	Resolution	240619
CON	Neighborhood Beautification Fund	Adopting the Neighborhood Beautification and Graffiti Clean-up Fund Tax designation ceiling for tax year 2024	Ordinance	240608
DPH	Code Amendment	Amending the Administrative Code to repeal the Maddy Emergency Services Fund	Ordinance	240606
DPH	Code Amendment	Authorizing the Department of Public Health to award a one-time grant to Planned Parenthood Northern California by waiving the competitive solicitation requirements of the Administrative Code	Ordinance	240605
POL/SHF	Overtime Supplemental	De-appropriating surplus amounts from and re-appropriating amounts to overtime at the Police Department and Sheriff Department to support projected increases in spending as required per Administrative Code Section 3.17	Ordinance	240609
ADM/DPH	Cannabis Inspection Fees	Amending the Business and Tax Regulations Code to eliminate fees charged to permitted cannabis businesses to cover the cost of inspections of those businesses by the Department of Public Health	Ordinance	240599