

File No. 100339

Committee Item No. _____
Board Item No. 22

COMMITTEE/BOARD OF SUPERVISORS
AGENDA PACKET CONTENTS LIST

Sub-Committee BUDGET AND FINANCE

Date: April 14, 2010

Board of Supervisors Meeting

Date 4/20/10

Cmte Board

- | | | |
|-------------------------------------|-------------------------------------|--|
| <input type="checkbox"/> | <input type="checkbox"/> | Motion |
| <input type="checkbox"/> | <input type="checkbox"/> | Resolution |
| <input checked="" type="checkbox"/> | <input checked="" type="checkbox"/> | Ordinance |
| <input type="checkbox"/> | <input type="checkbox"/> | Legislative Digest |
| <input type="checkbox"/> | <input type="checkbox"/> | Budget Analyst Report |
| <input type="checkbox"/> | <input type="checkbox"/> | Legislative Analyst Report |
| <input type="checkbox"/> | <input type="checkbox"/> | Introduction Form (for hearings) |
| <input checked="" type="checkbox"/> | <input checked="" type="checkbox"/> | Department/Agency Cover Letter and/or Report |
| <input type="checkbox"/> | <input type="checkbox"/> | MOU |
| <input type="checkbox"/> | <input type="checkbox"/> | Grant Information Form |
| <input type="checkbox"/> | <input type="checkbox"/> | Grant Budget |
| <input type="checkbox"/> | <input type="checkbox"/> | Subcontract Budget |
| <input type="checkbox"/> | <input type="checkbox"/> | Contract/Agreement |
| <input type="checkbox"/> | <input type="checkbox"/> | Award Letter |
| <input type="checkbox"/> | <input type="checkbox"/> | Application |
| <input type="checkbox"/> | <input type="checkbox"/> | Public Correspondence |

OTHER

(Use back side if additional space is needed)

<input type="checkbox"/>	<input type="checkbox"/>	_____
<input type="checkbox"/>	<input type="checkbox"/>	_____
<input type="checkbox"/>	<input type="checkbox"/>	_____
<input type="checkbox"/>	<input type="checkbox"/>	_____
<input type="checkbox"/>	<input type="checkbox"/>	_____

Completed by: Andrea S. Ausberry

Date Friday, April 09, 2010

Completed by: A. Ausberry

Date April 14, 2010

An asterisked item represents the cover sheet to a document that exceeds 25 pages. The complete document is in the file.

22

(

(

(

1 [Appropriating \$348,064,054 of state grants, proceeds from debt and fee revenues for
2 wastewater capital improvements at the Public Utilities Commission for Fiscal Year 2009-
3 2010.]

4
5 **Ordinance appropriating \$348,064,054 of state grants, proceeds from debt and fee**
6 **revenues for the San Francisco Public Utilities Commission (SFPUC) Wastewater**
7 **Enterprise's Capital Improvement Program for Fiscal Year 2009-2010, and placing**
8 **\$329,962,235 by project on Controller's reserve subject to SFPUC's and Board of**
9 **Supervisors' discretionary approval following completion of project-related analysis**
10 **pursuant to the California Environmental Quality Act (CEQA), where required, and**
11 **receipt of proceeds of indebtedness, grant funds and fee revenues.**

12
13 Be it ordained by the People of the City and County of San Francisco:

14
15 Section 1. The sources of funding outlined below are herein appropriated to reflect the
16 funding available for Fiscal Year 2009-2010.

17
18 **SOURCES Appropriation**

Fund	Index Code / Project Code	Subobject	Description	Amount
5C AGT STA –	*CWP5CAGTSTA /	48999	Other State	\$30,000,000
Wastewater Enterprise	CENMSCICSR00 – Sewer		Grants	
Funds – Operating	Replacement			
Grants – State Fund				

1	Fund	Index Code /	Subobject	Description	Amount
2		Project Code			
3	5C CPF CAP - CWP-	*CWP5CCPF11A /	99999B	Capacity Fees	\$18,101,819
4	Capital Projects-	CWWRNR00 – Wastewater		– Fund Balance	
5	Capacity Fee Program	Enterprise Renewal &			
6		Replacement			
7	5C CPF CAP - CWP-	*CWP5CCPF12A /	79993	Capacity Fees	\$2,206,000
8	Capital Projects-	CWWRNR00 – Wastewater		– Projected	
9	Capacity Fee Program	Enterprise Renewal &			
10		Replacement			
11	5C CPF 11A - CWP-	*CWP5CCPF11A /	80111	Proceeds Sale	\$119,883,951
12	Capital Projects-2011A	CENMSCICFC – Wastewater		of Bonds	
13	Bond Fund	Repair & Replacement			
14		Financing Costs			
15	5C CPF 12A - CWP-	*CWP5CCPF12A /	80111	Proceeds Sale	\$177,872,284
16	Capital Projects-2012A	CENMSCICFC – Wastewater		of Bonds	
17	Bond Fund	Repair & Replacement			
18		Financing Costs			
19	Total SOURCES Appropriation				\$348,064,054

1 Section 2. The uses of funding outlined below are herein appropriated in Subobject 06700
 2 Buildings Structures and Improvements and 081C4 Internal Audits, and reflects the projected
 3 uses of funding to support the Wastewater Capital Improvement Program at the San
 4 Francisco Public Utilities Commission for Fiscal Year 2009-2010.

5
 6 **USES Appropriation**

Fund	Index Code / Project Code	Subobject	Description	Amount
9 5C CPF 11A - CWP- 10 Capital Projects- 11 2011A Bond Fund	*CWP5CCPF11A Project: CENMSCSPO600	06700 Buildings, Structures, and Improvements	Sewer System Improvement Program - Planning	\$11,625,000
13 5C CPF 12A - CWP- 14 Capital Projects- 15 2012A Bond Fund	*CWP5CCPF12A Project: CENMSCSPO600	06700 Buildings, Structures, and Improvements	Sewer System Improvement Program - Planning	\$10,300,000
17 5C CPF 11A - CWP- 18 Capital Projects- 19 2011A Bond Fund	*CWP5CCPF11A Project: CWWLID00	06700 Buildings, Structures, and Improvements	Low Impact Design Project	\$2,000,000
21 5C CPF 12A - CWP- 22 Capital Projects- 23 2012A Bond Fund	*CWP5CCPF12A Project: CWWLID00	06700 Buildings, Structures, and Improvements	Low Impact Design Project	\$3,000,000

	Fund	Index Code / Project Code	Subobject	Description	Amount
3	5C CPF 11A - CWP-	*CWP5CCPF11A	06700 Buildings,	Biofuel / Alternative	\$2,560,000
4	Capital Projects-	Project:	Structures, and	Energy Program	
5	2011A Bond Fund	CWWBAE00	Improvements		
7	5C CPF 12A - CWP-	*CWP5CCPF11A	06700 Buildings,	Biofuel / Alternative	\$3,210,000
8	Capital Projects-	Project:	Structures, and	Energy Program	
9	2012A Bond Fund	CWWBAE00	Improvements		
11	5C CPF 11A - CWP-	*CWP5CCPF11A	06700 Buildings,	Aging Infrastructure	\$50,464,000
12	Capital Projects-	Project:	Structures, and	- Wastewater	
13	2011A Bond Fund	CENMSCICTF00	Improvements	Enterprise Facilities	
15	5C CPF 12A - CWP-	*CWP5CCPF12A	06700 Buildings,	Aging Infrastructure	\$40,582,284
16	Capital Projects-	Project:	Structures, and	- Wastewater	
17	2012A Bond Fund	CENMSCICTF00	Improvements	Enterprise Facilities	
19	5C CPF 11A - CWP-	*CWP5CCPF11A	06700 Buildings,	Aging Infrastructure	\$14,758,000
20	Capital Projects-	Project:	Structures, and	- Sewer/Collection	
21	2011A Bond Fund	CENMSCICSR00	Improvements	System	
23	5T AGT STA - Hetch	*CWP5TAGTSTA	06700 Buildings,	Aging Infrastructure	\$30,000,000
24	Hetchy Operating	Project:	Structures, and	- Sewer/Collection	
25	Grants - State Fund	CENMSCICSR00	Improvements	System	

1	Fund	Index Code /	Subobject	Description	Amount
2		Project Code			
3	5C CPF 12A - CWP-	*CWP5CCPF12A	06700 Buildings,	Aging Infrastructure	\$24,261,400
4	Capital Projects-	Project:	Structures, and	- Sewer/Collection	
5	2012A Bond Fund	CENMSCICSR00	Improvements	System	
6					
7	5C CPF 11A - CWP-	*CWP5CCPF11A	06700 Buildings,	Wastewater	\$12,699,000
8	Capital Projects-	Project:	Structures, and	Enterprise -	
9	2011A Bond Fund	CWWRNR00	Improvements	Renewal &	
10				Replacement	
11					
12	5C CPF 12A - CWP-	*CWP5CCPF12A	06700 Buildings,	Wastewater	\$12,722,866
13	Capital Projects-		Structures, and	Enterprise -	
14	2012A Bond Fund	Project:	Improvements	Renewal &	
15		CWWRNR00		Replacement	
16					
17	5C CPF CAP - CWP-	*CWP5CCPFCAP	06700 Buildings,	Wastewater	\$20,307,819
18	Capital Projects-		Structures, and	Enterprise -	
19	Capacity Fee	Project:	Improvements	Renewal &	
20	Program	CWWRNR00		Replacement	
21					
22	5C CPF 12A - CWP-	*CWP5CCPF12A	06700 Buildings,	SSIP - Biosolids /	\$27,000,000
23	Capital Projects-	Project:	Structures, and	Digester Project	
24	2012A Bond Fund	CWWSIPDP	Improvements		
25					

	Fund	Index Code / Project Code	Subobject	Description	Amount
3	5C CPF 12A - CWP-	*CWP5CCPF12A	06700 Buildings,	SSIP – Channel	\$20,000,000
4	Capital Projects-	Project:	Structures, and	Tunnel Project	
5	2012A Bond Fund	CWWSIPCT	Improvements		
7	5C CPF 11A - CWP-	*CWP5CCPF11A	06700 Buildings,	Treasure Island	\$3,000,000
8	Capital Projects-	Project:	Structures, and	Improvements	
9	2011A Bond Fund	CWP11001	Improvements		
11	5C CPF 12A - CWP-	*CWP5CCPF12A	06700 Buildings,	Treasure Island	\$3,000,000
12	Capital Projects-	Project:	Structures, and	Improvements	
13	2012A Bond Fund	CWP11001	Improvements		
15	5C CPF 11A - CWP-	*CWP5CCPF11A	06700 Buildings,	Financing Costs	\$22,483,123
16	Capital Projects-	Project:	Structures, and		
17	2011A Bond Fund	CENMSCICFC	Improvements		
19	5C CPF 12A - CWP-	*CWP5CCPF12A	06700 Buildings,	Financing Costs	\$33,507,581
20	Capital Projects-	Project:	Structures, and		
21	2012A Bond Fund	CENMSCICFC	Improvements		
23	5C CPF 11A - CWP-	*CWP5CCPF11A	081C4 Internal	City Services	\$294,828
24	Capital Projects-	Project:	Audits	Auditor	
25	2011A Bond Fund	CENMSCICFC			

Fund	Index Code / Project Code	Subobject	Description	Amount
5C CPF 12A - CWP- Capital Projects- 2012A Bond Fund	*CWP5CCPF12A Project: CENMSCICFC	081C4 Internal Audits	City Services Auditor	\$288,153
Total USES Appropriation				<u>\$348,064,054</u>

Section 3: \$329,962,235 of the total appropriation is hereby placed on Controller's Appropriation Reserve by project. Release of appropriation reserves by the Controller is subject to the prior occurrence of: 1) the SFPUC's and the Board of Supervisors' discretionary adoption of CEQA Findings for projects, following review and consideration of completed project-related environmental analysis, where required, pursuant to CEQA, the State CEQA Guidelines, and Chapter 31 of the San Francisco Administrative Code, and 2) the Controller's certification of funds availability, including proceeds of indebtedness, grant funds and fee revenues.


FUNDS AVAILABLE

APPROVED AS TO FORM:


DENNIS J. HERRERA, City Attorney

BEN ROSENFELD

Controller

By: 

Deputy City Attorney

By: 

Date: 3/16/2010

Items 2 and 3
Files 10-0339 and 10-0340

Department:
Public Utilities Commission (PUC)

EXECUTIVE SUMMARY

Legislative Objectives

- File 10-0339: An ordinance appropriating a total of \$348,064,054 to fund capital improvements for the PUC's wastewater system in FY 2010-2011 and FY 2011-2012, including (a) \$30,000,000 from grant funds from the State of California, (b) \$20,307,819 from Wastewater Capacity Fees, and (c) \$297,756,235 from proceeds from the issuance of Wastewater Revenue Bonds.
- File 10-0340: An ordinance authorizing the Public Utilities Commission (PUC) to issue up to \$297,756,235 in Wastewater Revenue Bonds to fund capital improvements to the PUC's wastewater system.

Fiscal Impact

- Debt service on the proposed issuance of \$297,756,235 in Wastewater Revenue Bonds, totaling \$609,092,655 over the 30 year term of the bonds, including \$297,756,235 in principal and \$311,336,420 in interest, would be paid by wastewater fees paid by PUC customers.

Key Points

- The PUC is requesting an appropriation of \$348,064,054 to fund capital improvements for the PUC's wastewater system in FY 2010-2011 and FY 2011-2012, including (a) \$30,000,000 in grants from the State of California, (b) \$20,307,819 in Wastewater Capacity Fees, and (c) \$297,756,235 in proceeds from the proposed issuance of Wastewater Revenue Bonds.
- Of the total proposed appropriation of \$348,064,054, the PUC is requesting a total of \$69,019,400 to fund the Sewer Collection System Projects, including (a) \$39,019,400 in proceeds from the proposed sale of Wastewater Revenue Bonds and (b) \$30,000,000 from a new grant program established by the State of California. However, the funding plan for the Sewer Collection System Projects is uncertain because (a) the PUC has not yet applied for the \$30,000,000 in State grant funds, and (b) the grant program is new, and therefore the PUC has no history of this State grant program on which to base the assumption of future grant awards. Therefore, the Budget and Legislative Analyst recommends placing all construction funds for the Sewer Collection System Projects, totaling \$56,249,400 out of the requested \$69,019,400, on Budget and Finance Committee reserve, pending receipt of the anticipated State grant funds, which have not yet been awarded by the State.

Recommendations

- Because receipt of the future State grant funds for the Sewer Collection System Projects is uncertain, the Budget and Legislative Analyst recommends amending the proposed appropriation ordinance (File 10-0339) by placing the \$56,249,400 in construction expenditures on Budget and Finance Committee reserve pending receipt of the State grant funds, which the PUC has not yet applied for, and therefore such grant funds have not yet been awarded.
- Approve the proposed supplemental appropriation ordinance, as amended (File 10-0339), and approve the other ordinance (File 10-0340).

BACKGROUND / MANDATE STATEMENT

On November 5, 2002, the voters of San Francisco approved Proposition E, codified as Article VIII B of the City's Charter, which among other things, authorized the San Francisco Public Utilities Commission to issue an unlimited amount of either Wastewater or Water Revenue Bonds for the purpose of reconstructing, replacing, expanding, repairing or improving water facilities or wastewater facilities, under the jurisdiction of the PUC. However, in accordance with Proposition E, all such bond issuances must be authorized by ordinance and approved by a two-thirds vote of the Board of Supervisors.

The PUC's Wastewater Enterprise is responsible for collecting, treating, and disposing of sanitary waste and storing water runoff. In order to finance its Wastewater project, the PUC charges monthly rates to 171,902 customers in the Bay Area for providing the needed services. The Wastewater Enterprise operates, cleans and maintains 900 miles of City sewers, 17 pump stations and three wastewater treatment plants.

According to Mr. Carlos Jacobo, Budget Manager for the PUC, there are numerous existing wastewater and stormwater issues that need to be addressed by the Wastewater Enterprise. These issues include: (a) aging infrastructure, (b) system reliability and redundancy, (c) odor control, (d) stormwater control, (e) biosolids handling, and (f) regulatory compliance. In response, the Wastewater Enterprise is working to develop a Sewer System Improvement Plan (SSIP), which is estimated to be implemented over approximately 20 years. Although the PUC is still working to develop the scope and budget for the SSIP, Mr. Jacobo stated that the total cost of the SSIP is currently estimated to be approximately \$3,500,000,000 through FY 2019-2020. Mr. Jacobo anticipates that the final scope and budget will be approved by the PUC in the winter of 2011.

According to Mr. Jacobo, the PUC is requesting funding prior to completion of the final project scope and budget for the SSIP in order to (a) make repairs and capital improvements which are necessary prior to the implementation of the forthcoming final SSIP, and (b) complete the planning and feasibility studies required in order to implement the final SSIP.

On March 30, 2010, the Board of Supervisors authorized the PUC to issue up to \$282,400,000 in Wastewater Revenue Bonds to (a) refund \$137,500,000 in Commercial Paper previously issued by the PUC, (b) finance \$82,300,000 in various capital improvements to the PUC's wastewater system in FY 09-10, and (c) and cover financing costs totaling \$62,600,000 (Files 10-0168 and 10-0169). The PUC is now requesting to issue an additional \$297,756,235 in Wastewater Revenue Bonds to fund wastewater capital improvements in FY 2010-11 and FY 2011-12.

DETAILS OF PROPOSED LEGISLATION

The proposed ordinance (File 10-0339) would appropriate a total of \$348,064,054 from three funding sources, including (a) \$297,756,235 from the proceeds of the proposed Wastewater Revenue Bond Issuance, (b) \$20,307,819 in Wastewater Capacity Fees¹, and (c) \$30,000,000 in grant funds from the State of California.

The proposed ordinance (File 10-0339) would appropriate \$348,064,054 to fund capital improvements for the PUC's wastewater system, including (a) \$291,490,370 in project costs as shown in Table 1 below, and (b) \$56,573,684 in financing costs (see Table 2 below in the Fiscal Analysis Section).

Table 1: Funding Plan for Projects Included in the Proposed Appropriation

Project Category	Previous Appropriations	Requested Appropriation for Capital Improvement Project Costs for FY 2010-2011 and FY 2011-2012	Future Appropriations	Total Project Costs
SSIP Planning Projects	\$25,470,000	\$32,695,000	\$49,406,000	\$107,571,000
Wastewater Facilities Projects	34,104,000	91,046,284	2,800,000	127,950,284
Sewer Collection System Projects	7,450,000	69,019,400	0	76,469,400
Renewal and Replacement Projects	58,222,000	45,729,686	435,517,007	539,468,693
Biosolids Digester Project ²	9,000,000	27,000,000	1,446,000,000	1,482,000,000
Channel Tunnel Project	10,000,000	20,000,000	238,000,000	268,000,000
Treasure Island Wastewater Project	2,695,000	6,000,000	0	8,695,000
Total	\$146,941,000	\$291,490,370*	\$2,171,723,007	\$2,610,154,377

*\$291,490,370 plus financing costs of \$56,573,684 totals \$348,064,054.

Attachments I, II, and III, provided by the PUC, show (a) descriptions of each project included in the proposed appropriation (Attachment I), (b) the funding plan for each project in the proposed appropriation (Attachment II), and (c) the expenditure plan for the \$291,490,370 (Attachment III).

As shown in Table 1 above, the PUC's Renewal and Replacement Projects would appropriate \$45,729,686 for FY 2010-2011 and FY 2011-2012. The PUC's Renewal and Replacement Project, as described in Attachment I, is an ongoing project to replace the aging sewer system pipelines in the City, some portions of which are over 100 years old. Historically, the PUC has funded the Renewal and Replacement Project through wastewater fees appropriated in the PUC's annual budget. According to Mr. Jacobo, the PUC now intends to finance a portion of the Renewal and Replacement Project through Wastewater Revenue Bond fund proceeds in

¹ According to Mr. Jacobo, Wastewater Capacity Fees are annual revenues paid to the PUC by property owners for new construction projects which require expansion of the PUC's wastewater system.

² The Biosolids Digester Project would replace the existing Southeast Water Pollution Control Plant in Bayview with a modern facility. A more detailed description is provided in Attachment I.

order to balance the benefits of (a) cash financing capital projects which results in the lowest overall cost to the rate payers, and (b) spreading the cost of the Renewal and Replacement Projects over the life of the capital assets using debt financing. According to Mr. Jacobo, in addition to the \$45,729,686 included in the requested appropriation, the PUC intends to request an appropriation totaling \$36,804,914 funded by Wastewater Enterprise revenues for the Renewal and Replacement Project in the FY 2010-2011 and FY 2011-2012 budget request.

FISCAL ANALYSIS

The sources and uses of funds for the proposed issuance of \$297,756,235 in Wastewater Revenue Bonds are shown below in Table 2, based on data provided by the PUC.

Table 2: Uses of Bond Proceeds

Capitalized Interest	\$43,473,747
Debt Service Reserve Funds	10,211,137
Underwriter's Discount	1,488,800
Costs of Issuance	1,400,000
Subtotal of Financing Costs	\$56,573,684
Project Funds ³	241,182,551
Total	\$297,756,235

Mr. Jacobo anticipates that the PUC will issue the proposed \$297,756,235 in Wastewater Revenue Bond in two separate issuances, including (a) \$119,883,950 in May of 2011, and (b) \$177,872,285 in May of 2012. Mr. Jacobo estimates that the bonds will be issued at an interest rate of 5.50 percent over a 30 year term, with total debt service of \$609,092,655, including \$297,756,235 in principal and \$311,336,420 in interest, for average annual debt service payments of \$20,303,089 over 30 years.

Debt service on the proposed Wastewater Revenue Bonds will be paid from fees charged to wastewater customers. The impact of the such debt service payments on wastewater fees charged to the average single family residence, based on approved⁴ wastewater fees through FY 2013-2014, is shown in Table 3 below.

³ Project funds from the issuance of Wastewater Revenue Bonds totaling \$241,182,551, as shown in Table 2 above, would be combined with (a) \$30,000,000 in State grant funds, and (b) \$20,307,819 in Wastewater Capacity Fees, to fully fund total project costs of \$291,490,370 (shown in Table 1 above).

⁴ Pursuant to Charter Section 8B.125, after the PUC approves new wastewater service rates, the Board of Supervisors may elect to hold a public hearing within 30 days and reject the rate package based on a majority vote of the Board of Supervisors. The Board of Supervisors did not hold a hearing following the PUC's approval of wastewater rate increases for FY 2009-2010 through FY 2013-2014, and therefore these wastewater rates went into effect on July 1, 2009.

Table 3: Impact of Wastewater Revenue Bonds on the Monthly Wastewater Fee Charges for an Average Single Family Residence

Cost Category	Average Cost			
	FY 10-11	FY 11-12	FY 12-13	FY 13-14
Previously Issued Wastewater Revenue Bonds and other Debt	\$12.69	\$10.15	\$9.76	\$9.65
\$297,756,235 in Requested Wastewater Revenue Bonds (subject of this request)	\$0.00	\$0.00	\$4.84	\$4.81
Future Authorized Wastewater Revenue Bonds	\$0.00	\$0.00	\$0.76	\$2.91
Subtotal Wastewater Bond Debt Service	\$12.69	\$10.15	\$15.36	\$17.37
Other Wastewater Non-Debt Related Costs	\$33.17	\$38.01	\$35.21	\$35.72
Total	\$45.86	\$48.16	\$50.57	\$53.09

The proposed appropriation of \$348,064,054 includes, in addition to the proceeds of the proposed \$297,756,235 Wastewater Revenue Bond issuance discussed above, (a) \$30,000,000 in grant funds from the State of California, and (b) \$20,307,819 in Wastewater Capacity Fees.

According to Mr. Jacobo, the State of California has created a new \$212,000,000 grant program entitled the Integrated Regional Water Management (IRWM) Grant Program with a maximum award of \$30,000,000 per project. The application process and timeline for this grant program have not yet been finalized by the State, although Mr. Jacobo anticipates that the State will begin accepting applications by May of 2010.

POLICY CONSIDERATIONS

Of the total proposed appropriation of \$348,064,054, the PUC is requesting an appropriation of \$69,019,400 (see Table 1 above) to fund Sewer Collection System Projects including (a) \$39,019,400 from the proceeds of the proposed Wastewater Revenue Bond issuance, and (b) \$30,000,000 in State grant funds which have not yet been awarded to the PUC.

The PUC is requesting an appropriation of \$30,000,000 in State grant funds despite the fact (a) the PUC has not yet applied for the \$30,000,000 in subject grant funds, and therefore such funds have not yet been awarded by the State, and (b) the State grant program for these funds is new. Therefore the PUC has no history of this State grant program on which to base the assumption of future grant awards, under this new State grant program.

Attachment IV, a memorandum provided by the PUC, includes additional information regarding such State grant funds.

The Budget and Legislative Analyst notes that the PUC cannot reliably assume the State will award the requested \$30,000,000 in State grant funds, such that the financing plan for the Sewer Collection System Projects, which would be partially funded by such State grant funds, is uncertain. Mr. Jacobo stated that should the PUC not be awarded the \$30,000,000 in State grants, the PUC would request additional Wastewater Revenue Bond issuance authority from the Board of Supervisors to generate sufficient proceeds to offset the potential \$30,000,000 shortfall. The Budget and Legislative Analyst further notes, that regardless of the grant application outcome, the PUC must return to the Board of Supervisors (a) for approval of an accept and expend grant resolution for the anticipated \$30,000,000 in State grant funds, or (b) for approval to issue additional Wastewater Revenue Bonds if the State does not award the anticipated grant funds to the PUC.

Included in the \$69,019,400 for the Sewer Collection System Projects, the PUC proposes to spend (a) \$12,770,000 for planning, design, environmental review, and City staff costs, and (b) \$56,249,400 in construction costs for the Sewer Collection System Projects. Because the funding plan for the Sewer Collection System Projects is uncertain, the Budget and Legislative Analyst recommends placing the \$56,249,400 in construction costs on Budget and Finance Committee reserve pending receipt of the State grant funds, which have not yet been awarded.

RECOMMENDATIONS

1. Because the funding plan for the Sewer Collection System Projects is uncertain, the Budget and Legislative Analyst recommends amending the proposed appropriation ordinance (File 10-0339) by placing the \$56,249,400 in construction expenditures on Budget and Finance Committee reserve pending receipt of the State grant funds, which the PUC has not yet applied for, and therefore such grant funds have not yet been awarded.
2. Approve the proposed supplemental appropriation ordinance, as amended (File 10-0339), and approve the other ordinance (File 10-0340).

PROJECT DESCRIPTIONS

SSIP Planning

The proposed Sewer System Improvement Program (SSIP), currently under development, will encompass a series of large capital improvement projects focused on improving the wastewater system to meet the present and future needs. The projects will improve the level of ensured reliability and future sustainability consistent with the City's goals and objectives. Wastewater Enterprise staff are currently conducting workshops with our Commission to define the desired levels of service and further refine the SSIP projects and overall time frame. Commission Workshops are anticipated to continue until Summer 2010. With the assistance of a program manager, firm budgets and schedules also will be established. Soon after the initial environmental review phase will begin and is expected to last approximately three years.

The requested appropriation will address tasks needed to fully develop the SSIP. Tasks include condition assessment, facility inspections, system hydraulic modeling, alternatives evaluation, evaluation of Low Impact Design approaches, initiation and support of the environmental review processes for the individual projects, public outreach/education and planning-level schedules, cost estimates and life cycle costs

Low Impact Design

Through the Low Impact Design (LID) Program, projects and polices will be developed that will store or divert stormwater for beneficial use prior to it entering the sewer system. The LID Program will enhance local neighborhoods, reduce localized flooding, and improve the operating efficiency of San Francisco's combined sewer system. Potential project partnerships will be pursued with Department of Recreation and Parks, the SF Unified School District and other public and private entities to divert, store and/or use stormwater on site. Activities will include planning and investigation to identify potential LID projects and opportunities, design and construction of projects. In some cases future feasible projects may be public/private partnerships (pavement removal, swale installation etc.). The LID Program will also include neighborhood demonstration projects.

Biofuel/Alternative Energy

The Biofuel/ Alternative Energy Program will determine if it is feasible and cost-effective for the SFPUC to generate bioenergy (e.g. biofuel or cogenerated power) as a byproduct of processing the fats, oils and grease (FOG) and/or food waste collected throughout the City. Information will be developed through pilot studies and analysis to evaluate if adoption of biofuel energy programs into the SFPUC's wastewater infrastructure (collection system and/or treatment processes) would reliably and cost-effectively enhance performance and sustainability.

The specific projects identified to date include:

- 1) Development of a Business Plan to determine the cost effectiveness and potential benefits from new sources of alternative energy. Evaluation of the market and assessment of the impacts to the Wastewater Enterprise.
- 2) Continuation of the pilot project evaluating the conversion of brown grease into biodiesel. (This effort is partially supported by a California Energy Commission grant),
- 3) Pilot studies evaluating collection and treatment of food waste and cost benefit analysis regarding co-digestion versus separate digestion in a dedicated off-site facility.
- 4) Participation in the Bay Area Regional Biosolids to Energy Project
- 5) Local FOG collection and handling projects.

Odor Control

The Wastewater Enterprise's 1998 Odor Control Master Plan recommended alternatives to reduce treatment facility odor emissions, assuming no major process changes. Wastewater Enterprise (WWE) has already implemented many of the recommended improvements outlined in the Odor Control Master Plan. However, additional projects are still needed to maximize the control of odors from within WWE facilities, especially the Southeast Water Pollution Control Plant (SEP). The scope of work will include covering, venting, and treating odors from various SEWPCP processes identified as significant odor sources.

Treatment Facilities

Projects in this category will address the near term needs at the wastewater treatment facilities (Southeast Plant, Oceanside Plant and North Point Facility). Projects/tasks will provide facility improvements to ensure reliable service and compliance with regulatory requirements. Projects include near term replacement of aging infrastructure, upgrade of mechanical and electrical equipment, and odor control improvements. The projects are necessary to keep the system operating reliably while the SSIP is being developed.

The proposed projects include:

- a) Southeast Water Pollution Control Plant (SEP) Solids Handling Improvements - Replace digester roof, replace digester level controls, and address Building 840/860 corrosion.
- b) Mechanical and Electrical Equipment Replacement- Replace major mechanical and electrical equipment such as pumps, motors, motor drives, screens, gates, valves, actuators, motor control centers, switchgears, compressors, instrumentations and controls.
- c) Security and Emergency Response Improvements - Provide security (e.g. fencing, cameras) and emergency response improvements for WWE facilities starting with the SEP and the North Point Wet Weather Facility.
- d) Oceanside Water Pollution Control Plant (OSP) Solids Handling and Coating Improvements - Replace the deteriorated digester coating, implement conversion to Class A Biosolids, and improving the efficiency/reliability of solids handling processes.
- e) Facilities Reliability Improvements - Reliability improvements include SEP Hypochlorite/Bisulfite Tank Farm Relocation, 12 KV Feeder Replacement, SEP & OSP Flares Modification, Bldg. 040/041 Corrosion Repairs, Bldg. 930 HVAC Improvements, and SEP Bldg. 270 Oxygen Plant Rehab.

Pump Stations

The Wastewater Enterprise (WWE) is responsible for the operation of 27 pump stations and their associated force mains. The reliability of the pump stations is critical for compliance with SFPUC's Regional Water Quality Control Board permit.

Mariposa Pump Station - This pump station has been overwhelmed during the past few years by additional flows from the new developments at Mission Bay. The project scope includes electrical upgrades, cross-connection modifications between dry weather and wet weather force mains, and heating/ventilation/air conditioning (HVAC) improvements.

Channel Pump Station - The 30-year old Channel Pump Station (CPS) is one of the most critical facilities in the City's wastewater collection system. Its continued operation is becoming more challenging due to age and new neighbors and flows from the surrounding Mission Bay development in the past 5 to 8 years. Over \$20M of has been spent through small capital improvement projects, however, there have been recurring issues with reliability of lift pumps and influent gates, inadequate odor control at this pump station and odors from the influent sewers. The scope of work will also include manifold corrosion repairs, instrumentation/control upgrades, emergency generator installation, and regulatory (BCDC) mitigation.

Sewer Collection System

Projects in this category will address the near term needs of the City's sewer collection system. Projects/tasks include various drainage improvements in identified areas prone to chronic flooding during wet weather storms, and repair/rehabilitation of aging or structurally inadequate components of the sewer system (e.g., pipelines, force mains, transport/storage boxes, etc.)

Proposed projects include:

- a) Sunnydale Auxiliary Sewer Phase 2 - Sewer improvements within Visitacion Valley.
- b) Cesar Chavez Phase 2 - Sewer hydraulic improvements and convey flow from the Mission District to the Islais Creek Transport/Storage structure.
- c) Richmond Drainage Phase 2 - Provide sewer improvements to the Richmond/Seacliff districts.
- d) Sewer Hydraulic Improvements - Increase hydraulic capacity for sewers Citywide.
- e) Aging Sewer Replacements - Provide Citywide sewer improvements for aging sewers and sewer repairs.
- f) Sewer Staff Facility Improvement - Modify trailer office space at 160 Napoleon Street to accommodate increase in staff.
- g) Vector Waste Staging Area - Vector truck waste must meet new waste acceptance criteria in order to be properly disposed in a landfill. A transfer facility must be built that eliminates free liquids and reduces moisture content to less than 50%.

Renewal & Replacement (Treatment and Sewers)

Projects in the Renewal and Replacement (R&R) program will result in significant improvements and/or increase the service life of an existing asset in the sewer collection system and wastewater facilities. This appropriation initiates the acceleration of the replacement of many of the local collecting sewers (less than 36-inch in diameter), a 160 miles of which are beyond the end of their useful life (110 years old). These collecting sewers represent over 78% (781 miles) of the City's sewer pipeline inventory (993 miles total). Sewer failures result in flooding, pot holes and disruption to traffic and transportation.

Outfall and Receiving Waters

SEFUC operates and maintains one ocean and multiple bay outfall structures as part of the wastewater treatment process. Up to 110 million gallons per day (MGD) of treated effluent from the Southeast Plant is discharged into the San Francisco Bay, 810 feet from Pier 80 through the Southeast Bay Outfall. Similarly, up to 175 MGD of treated effluent from the Oceanside Plant is discharged into the Pacific Ocean, about four miles offshore through the Southwest Ocean Outfall. Lastly, 150 MGD of effluent from the North Point Wet Weather Facility is discharged into the San Francisco Bay through the North Point Outfalls located between Piers 33 and 35. This project provides for extensive field inspections and condition assessment of the existing outfalls. Minor repair of these outfalls is also included to negate any possible loss of operating capacity.

Receiving water studies will also be conducted as a part of this project to evaluate the impacts of the treated wastewater effluent to the Ocean and Bay environment, and whether improvements should be made in the future. A dilution study is required as outlined in the most recent Regional Water Quality Control Board permit for the Oceanside Plant.

Biosolids Digester Project

The entire project will include the planning, environmental review, design and construction of a new facility replacing the existing digester solids handling facility at the Southeast Wastewater Treatment Plant. The new facility will include state-of-the art treatment processes (including solids thickening, anaerobic digestion, gas handling/ cogeneration, dewatering and related appurtenances) producing a sludge/biosolids that can be reused for beneficial purposes. Constructed with 1950's technology, the existing digester facility is operating well beyond its useful life and is prone to major maintenance repairs. The aging facility has become a known source of odors in the surrounding neighborhood. This appropriation allows the Wastewater Enterprise to initiate facility planning, preliminary design and environmental review phases of the project. Ultimately, this project would be included in the forthcoming SSIP.

Channel Tunnel Project

The proposed project will include facility planning, environmental review, design and construction of a redundant backup system to the existing 66-inch Channel Force Main. The Channel Force Main is a critical component of the sewer system infrastructure conveying 60% of the bayside wastewater flows to the Southeast Plant for treatment. The existing Channel Force Main is aging and vulnerable to seismic damage. It has failed several times including during the Loma Prieta earthquake. This appropriation allows the Wastewater Enterprise to initiate the planning, preliminary design and environmental review phases of the project.

Treasure Island Wastewater Facilities

This appropriation will be used to improve the reliability of the existing collection system and treatment facilities supporting Treasure Island and Yerba Buena Island. Improvements include replacement of major and ancillary equipment that are in poor condition and close to failure. The replacement of critical equipment and infrastructure will allow the plant to reliably operate ensuring compliance with regulatory requirements. The existing facility is not reliable and has suffered numerous serious treatment/equipment failures in the past. Ultimately, a new wastewater facility will be required (and will be addressed separately).

	Previous		Current Request		Future	Total
	Appropriation	FY 2010-11	FY 2011-12	Estimated Project Cost		
SSIP Planning	25,470,000	11,625,000	10,300,000	13,510,000	60,905,000	
Low Impact Design (LID)	0	2,000,000	3,000,000	34,636,000	39,636,000	
Biofuel / Alternative Energy	0	2,560,000	3,210,000	1,260,000	7,030,000	
SSIP Planning Projects	25,470,000	16,185,000	16,510,000	49,406,000	107,571,000	
Odor Control Improvements at SEP	6,200,000	2,650,000	6,000,000	0	14,850,000	
SEP Solids Handling (Digester Roof, etc.)	2,200,000	2,600,000	2,100,000	0	6,900,000	
Major Electrical/Mechanical Reliability	20,054,000	12,614,000	10,682,284	0	43,350,284	
WWE Facilities Security/Emergency Response	700,000	4,300,000	8,000,000	0	13,000,000	
OSP Solids Handling and Coating	500,000	14,300,000	6,800,000	2,800,000	24,400,000	
Facility Reliability Improvements	2,700,000	6,000,000	7,000,000	0	15,700,000	
Mariposa Pump Station Improvements	500,000	4,650,000	0	0	5,150,000	
CPS Improvements & 66" FM Replacement	1,250,000	3,350,000	0	0	4,600,000	
Wastewater Facilities Projects	34,104,000	50,464,000	40,582,284	2,800,000	127,950,284	
Sunnydale Auxiliary Sewer, Phase 2	700,000	7,000,000	0	0	7,700,000	
Cesar Chavez Sewer Improvements, Phase 2	750,000	200,000	11,450,000	0	12,400,000	
Richmond Drainage Improvements, Phase 2	1,000,000	9,250,000	0	0	10,250,000	
Sewer Hydraulic Improvements	0	3,518,000	6,361,400	0	9,879,400	
Aging Sewer Replacements	5,000,000	14,000,000	14,000,000	0	33,000,000	
Sewer Staff Facility Improvement	0	510,000	0	0	510,000	
Vector Waste Staging Area	0	280,000	2,450,000	0	2,730,000	
Sewer Collection Systems Projects	7,450,000	34,758,000	34,261,400	0	76,469,400	
R&R Program - Treatment Facilities (1)	19,128,000	3,202,410	0	107,762,660	130,093,070	
R&R Program - Collection System/Sewers(2)	39,094,000	24,098,410	9,928,866	327,754,347	400,875,623	
Outfall and Receiving Waters	0	3,500,000	5,000,000	0	8,500,000	
R&R Projects	58,222,000	30,800,820	14,928,866	435,517,007	539,468,693	
SSIP Biosolids/Digester Project	9,000,000	0	27,000,000	1,446,000,000	1,482,000,000	
SSIP - Channel Tunnel Project	10,000,000	0	20,000,000	238,000,000	268,000,000	
Wastewater Facilities - Treasure Island	2,695,000	3,000,000	3,000,000	0	8,695,000	
TOTAL REQUEST:	146,941,000	135,207,820	156,282,550	2,171,723,007	2,610,154,377	

(1) Additional funding for Treatment Facilities RnR in FY 2011 AAO Budget, \$7,022,590 & FY 2012, \$11,017,716.

(2) Additional funding for Collection System RnR in FY 2011 AAO Budget, \$7,022,590 & FY 2012, \$22,759,734.

Updated on March 25, 2010			
PROJECT TITLE	Total (Jul 2010 to Jun 2011) FY10/11	Total (Jul 2011 to Jun 2012) FY11/12	TOTAL NEEDS
Planning (for Sewer System Improvement Program - SSIP)	\$11,625,000	\$10,300,000	\$21,925,000
Labor	\$2,315,000	\$2,600,000	\$4,915,000
Other City Labor	\$1,185,000	\$1,400,000	\$2,585,000
Construction	\$0	\$0	\$0
Consultant: Planning	\$6,625,000	\$3,300,000	\$9,925,000
Consultant: Environmental	\$1,500,000	\$3,000,000	\$4,500,000
Consultant: Design	\$0	\$0	\$0
Consultant: Construction Management	\$0	\$0	\$0
Low Impact Design (LID)	\$2,000,000	\$3,000,000	\$5,000,000
Labor	\$2,000,000	\$2,170,000	\$4,170,000
Other City Labor	\$0	\$0	\$0
Construction	\$0	\$830,000	\$830,000
Consultant: Planning	\$0	\$0	\$0
Consultant: Environmental	\$0	\$0	\$0
Consultant: Design	\$0	\$0	\$0
Consultant: Construction Management	\$0	\$0	\$0
Biofuel/Alternative Energy	\$2,560,000	\$3,210,000	\$5,770,000
Labor	\$1,430,000	\$2,240,000	\$3,670,000
Other City Labor	\$0	\$0	\$0
Construction	\$480,000	\$520,000	\$1,000,000
Consultant: Planning	\$650,000	\$450,000	\$1,100,000
Consultant: Design	\$0	\$0	\$0
Consultant: Construction Management	\$0	\$0	\$0
Aging Infrastructure WWT Facilities	\$50,464,000	\$40,582,284	\$91,046,284
Aging Infrastructure - Odor Control	\$2,650,000	\$6,000,000	\$8,650,000
Odor Control Improvements at SEP	\$2,650,000	\$6,000,000	\$8,650,000
Labor	\$650,000	\$400,000	\$1,050,000
Other City Labor	\$800,000	\$400,000	\$1,200,000
Construction	\$1,200,000	\$5,200,000	\$6,400,000
Consultant: Environmental	\$0	\$0	\$0
Consultant: Design	\$0	\$0	\$0
Consultant: Construction Management	\$0	\$0	\$0
Aging Infrastructure - Treatment Facilities	\$39,814,000	\$34,582,284	\$74,396,284
SEP Solids Handling (Digester, Roof, etc.)	\$2,600,000	\$2,100,000	\$4,700,000
Labor	\$250,000	\$150,000	\$400,000
Other City Labor	\$325,000	\$375,000	\$700,000
Construction	\$2,025,000	\$1,575,000	\$3,600,000
Consultant: Environmental	\$0	\$0	\$0
Consultant: Design	\$0	\$0	\$0
Consultant: Construction Management	\$0	\$0	\$0
Major Electrical/Mechanical Reliability	\$12,614,000	\$10,682,284	\$23,296,284
Labor	\$700,000	\$700,000	\$1,400,000
Other City Labor	\$0	\$0	\$0
Construction	\$11,914,000	\$9,982,284	\$21,896,284
Consultant: Environmental	\$0	\$0	\$0

Updated on March 25, 2010			
PROJECT TITLE	Total (Jul 2010 to Jun 2011) FY10/11	Total (Jul 2011 to Jun 2012) FY11/12	TOTAL NEEDS
Consultant: Design	\$0	\$0	\$0
Consultant: Construction Management	\$0	\$0	\$0
WWE Facilities Security/Emergency Response	\$4,300,000	\$8,000,000	\$12,300,000
Labor	\$1,200,000	\$1,200,000	\$2,400,000
Other City Labor	\$0	\$0	\$0
Construction	\$2,500,000	\$6,800,000	\$9,300,000
Consultant: Environmental	\$0	\$0	\$0
Consultant: Design	\$600,000	\$0	\$600,000
Consultant: Construction Management	\$0	\$0	\$0
OSP Solids Handling and Coating	\$14,300,000	\$6,800,000	\$21,100,000
Labor	\$1,300,000	\$400,000	\$1,700,000
Other City Labor	\$1,400,000	\$900,000	\$2,300,000
Construction	\$11,150,000	\$5,500,000	\$16,650,000
Consultant: Environmental	\$0	\$0	\$0
Consultant: Design	\$450,000	\$0	\$450,000
Consultant: Construction Management	\$0	\$0	\$0
Facility Reliability Improvements	\$6,000,000	\$7,000,000	\$13,000,000
Labor	\$550,000	\$200,000	\$750,000
Other City Labor	\$1,000,000	\$800,000	\$1,800,000
Construction	\$4,250,000	\$6,000,000	\$10,250,000
Consultant: Environmental	\$0	\$0	\$0
Consultant: Design	\$200,000	\$0	\$200,000
Consultant: Construction Management	\$0	\$0	\$0
Aging Infrastructure - Pump Station	\$8,000,000	\$0	\$8,000,000
Mariposa Pump Station Improvements	\$4,650,000	\$0	\$4,650,000
Labor	\$450,000	\$0	\$450,000
Other City Labor	\$700,000	\$0	\$700,000
Construction	\$3,500,000	\$0	\$3,500,000
Consultant: Environmental	\$0	\$0	\$0
Consultant: Design	\$0	\$0	\$0
Consultant: Construction Management	\$0	\$0	\$0
GPS Improvements & 66" FM Replacement	\$3,350,000	\$0	\$3,350,000
Labor	\$200,000	\$0	\$200,000
Other City Labor	\$400,000	\$0	\$400,000
Construction	\$2,750,000	\$0	\$2,750,000
Consultant: Environmental	\$0	\$0	\$0
Consultant: Design	\$0	\$0	\$0
Consultant: Construction Management	\$0	\$0	\$0
Sewer/Collection System	\$34,758,000	\$34,261,400	\$69,019,400
Sewer Capital Improvement Program	\$34,758,000	\$34,261,400	\$69,019,400
Sunnydale Auxiliary Sewer, Phase 2	\$7,000,000	\$0	\$7,000,000
Labor	\$170,000	\$0	\$170,000
Other City Labor	\$830,000	\$0	\$830,000
Construction	\$6,000,000	\$0	\$6,000,000
Consultant: Planning/Environmental	\$0	\$0	\$0
Consultant: Design	\$0	\$0	\$0
Consultant: Construction Management	\$0	\$0	\$0
Cesar Chavez Sewer Improvements, Phase 2	\$200,000	\$11,450,000	\$11,650,000
Labor	\$100,000	\$650,000	\$750,000

Updated on March 25, 2010			
PROJECT TITLE	Total (Jul 2010 to Jun 2011) FY10/11	Total (Jul 2011 to Jun 2012) FY11/12	TOTAL NEEDS
Other City Labor	\$100,000	\$1,950,000	\$2,050,000
Construction	\$0	\$8,650,000	\$8,650,000
Consultant: Planning/Environmental	\$0	\$0	\$0
Consultant: Design	\$0	\$200,000	\$200,000
Consultant: Construction Management	\$0	\$0	\$0
Richmond Drainage Improvements, Phase 2	\$9,250,000	\$0	\$9,250,000
Labor	\$370,000	\$0	\$370,000
Other City Labor	\$1,180,000	\$0	\$1,180,000
Construction	\$7,500,000	\$0	\$7,500,000
Consultant: Planning/Environmental	\$200,000	\$0	\$200,000
Consultant: Design	\$0	\$0	\$0
Consultant: Construction Management	\$0	\$0	\$0
Sewer Hydraulic Improvements	\$3,518,000	\$6,361,400	\$9,879,400
Labor	\$340,000	\$200,000	\$540,000
Other City Labor	\$900,000	\$800,000	\$1,700,000
Construction	\$2,278,000	\$5,361,400	\$7,639,400
Consultant: Planning/Environmental	\$0	\$0	\$0
Consultant: Design	\$0	\$0	\$0
Consultant: Construction Management	\$0	\$0	\$0
Aging Sewer Replacements	\$14,000,000	\$14,000,000	\$28,000,000
Labor	\$420,000	\$420,000	\$840,000
Other City Labor	\$1,680,000	\$1,680,000	\$3,360,000
Construction	\$11,900,000	\$11,900,000	\$23,800,000
Consultant: Planning/Environmental	\$0	\$0	\$0
Consultant: Design	\$0	\$0	\$0
Consultant: Construction Management	\$0	\$0	\$0
Sewer Staff Facility Improvement	\$510,000	\$0	\$510,000
Labor	\$50,000	\$0	\$50,000
Other City Labor	\$0	\$0	\$0
Construction	\$460,000	\$0	\$460,000
Consultant: Planning/Environmental	\$0	\$0	\$0
Consultant: Design	\$0	\$0	\$0
Consultant: Construction Management	\$0	\$0	\$0
Vector Waste Staging Area	\$280,000	\$2,450,000	\$2,730,000
Labor	\$210,000	\$150,000	\$360,000
Other City Labor	\$70,000	\$100,000	\$170,000
Construction	\$0	\$2,200,000	\$2,200,000
Consultant: Planning/Environmental	\$0	\$0	\$0
Consultant: Design	\$0	\$0	\$0
Consultant: Construction Management	\$0	\$0	\$0
WWE Renewal & Replacement Program	\$30,800,820	\$14,928,866	\$45,729,686
R&R Program (Treatment Facilities)	\$3,202,410	\$0	\$3,202,410
Labor	\$832,627	\$0	\$832,627
Other City Labor	\$288,217	\$0	\$288,217
Construction	\$2,081,567	\$0	\$2,081,567
Consultant: Planning/Environmental	\$0	\$0	\$0
Consultant: Design	\$0	\$0	\$0
Consultant: Construction Management	\$0	\$0	\$0
R&R Program (Sewers)	\$24,098,410	\$9,928,866	\$34,027,276
Labor	\$722,952	\$297,866	\$1,020,818

Updated on March 25, 2010			
PROJECT TITLE	Total (Jul 2010 to Jun 2011) FY10/11	Total (Jul 2011 to Jun 2012) FY11/12	TOTAL NEEDS
Other City Labor	\$6,506,571	\$2,680,793	\$9,187,364
Construction	\$16,868,887	\$6,950,205	\$23,819,092
Consultant: Planning/Environmental	\$0	\$0	\$0
Consultant: Design	\$0	\$0	\$0
Consultant: Construction Management	\$0	\$0	\$0
Outfall and Receiving Waters	\$3,500,000	\$5,000,000	\$8,500,000
Labor	\$700,000	\$0	\$700,000
Other City Labor	\$0	\$0	\$0
Construction	\$0	\$4,500,000	\$4,500,000
Consultant: Planning/Environmental	\$200,000	\$0	\$200,000
Consultant: Design	\$2,600,000	\$0	\$2,600,000
Consultant: Construction Management	\$0	\$500,000	\$500,000
SSIP{ Biosolids/Digester Project	\$0	\$27,000,000	\$27,000,000
SSIP Biosolids Project	\$0	\$27,000,000	\$27,000,000
Labor	\$0	\$6,400,000	\$6,400,000
Other City Labor	\$0	\$0	\$0
Construction	\$0	\$0	\$0
Consultant: Planning/Environmental	\$0	\$1,000,000	\$1,000,000
Consultant: Design	\$0	\$19,600,000	\$19,600,000
Consultant: Construction Management	\$0	\$0	\$0
SSIP - Channel Tunnel Project	\$0	\$20,000,000	\$20,000,000
SSIP Channel Tunnel Transport	\$0	\$20,000,000	\$20,000,000
Labor	\$0	\$5,800,000	\$5,800,000
Other City Labor	\$0	\$500,000	\$500,000
Construction	\$0	\$0	\$0
Consultant: Planning	\$0	\$200,000	\$200,000
Consultant: Environmental	\$0	\$1,300,000	\$1,300,000
Consultant: Design	\$0	\$12,200,000	\$12,200,000
Consultant: Construction Management	\$0	\$0	\$0
Wastewater Facilities - Treasure Island	\$3,000,000	\$3,000,000	\$6,000,000
Existing Treasure Island Wastewater Facility	\$3,000,000	\$3,000,000	\$6,000,000
Labor	\$200,000	\$200,000	\$400,000
Other City Labor	\$0	\$0	\$0
Construction	\$2,800,000	\$2,800,000	\$5,600,000
Consultant: Planning	\$0	\$0	\$0
Consultant: Environmental	\$0	\$0	\$0
Consultant: Design	\$0	\$0	\$0
Consultant: Construction Management	\$0	\$0	\$0
TOTAL REQUEST:	\$135,207,820	\$156,282,550	\$291,490,370
Labor	\$15,160,579	\$24,177,868	\$39,338,447
Other City Labor	\$17,364,788	\$11,585,793	\$28,950,581
Construction	\$89,657,454	\$78,768,889	\$168,426,342

Updated on March 25, 2010

PROJECT TITLE	Total (Jul 2010 to Jun 2011) FY10/11	Total (Jul 2011 to Jun 2012) FY11/12	TOTAL NEEDS
Consultant: Planning	\$7,275,000	\$3,950,000	\$11,225,000
Consultant: Environmental	\$1,500,000	\$4,300,000	\$5,800,000
Consultant: Design	\$3,850,000	\$32,000,000	\$35,850,000
Consultant: Construction Management	\$0	\$500,000	\$500,000
Consultant: Planning/Environmental	\$400,000	\$1,000,000	\$1,400,000
	\$135,207,820	\$156,282,550	\$291,490,370




**San Francisco
Public Utilities Commission
FINANCIAL SERVICES
1155 Market St., 5th Floor
San Francisco, CA 94103**



MEMORANDUM

DATE: APRIL 7, 2010

TO: NATHAN CRUZ, BOARD'S BUDGET ANALYST

FROM: CHARLES PERL, SFPUC DEPUTY CFO, FINANCIAL SERVICES 

SUBJECT: WASTEWATER \$30M SUPPLEMENTAL APPROPRIATION REQUEST GRANT FUNDING

The SFPUC is including \$30 million in estimated State grant funds in the two-year (FY 2010-11, 2011-12) Wastewater Enterprise Capital Plan. The funding is part of the Sewer/Collection system project request and includes \$20 million in FY 2010-11 and \$10 million in FY 2011-12. These amounts reflect projected grant sources consistent with the SFPUC's requirement to submit a two-year budget.

The SFPUC is preparing and planning to apply for at least two state grant opportunities that could result in new project funding capacity. Firstly, a \$20 million combined sewers grant program which is slated to open at the end of April. Only the SFPUC and Sacramento are eligible to apply. It is anticipated that these funds will be awarded by the state in FY 2010-11. The SFPUC is including the grant funds in its FY 2010-11 budget request.

Another \$20 million is pending for urban stream Storm Water Flood Management Projects to reduce the frequency and impacts of flooding in watersheds that drain to the San Francisco Bay. The provisions of the grant are not defined at this time. It is anticipated these funds will become available in FY 2011-12, therefore, we included an estimation of \$10 million in the FY 2011-12 request.

