

FILE NO: 171126

Petitions and Communications received from October 6, 2017 to October 16, 2017 through for reference by the President to Committee considering related matters, or to be ordered filed by the Clerk on October 24, 2017.

Personal information that is provided in communications to the Board of Supervisors is subject to disclosure under the California Public Records Act and the San Francisco Sunshine Ordinance. Personal information will not be redacted.

Office of the Treasurer & Tax Collector, submitting a Pooled Investment plan for September 2017. Copy: Each Supervisor. (1)

From the Office of the Controller, submitting audits of Mama Franceschi, L.P., dba Capurro's and Pier 23 Café Inc. Copy: Each Supervisor. (2)

From concerned citizens, regarding the proposed bicycle chop shop legislation. 9 letters. File No. 170095. Copy: Each Supervisor. (3)

From Justin Oldfield, Vice President of Government Affairs at California Cattlemen's Association, regarding the proposed legislation on antibiotics use in Food Animals. File No. 170763. Copy: Each Supervisor. (4)

From concerned citizens, regarding the proposed legislation to ban the sale of furniture and children's products with flame retardant. File No. 170867. 6 letters. Copy: Each Supervisor. (5)

From concerned citizens regarding the proposed legislation for Autonomous Delivery Devices from Sidewalks and Right-of-Ways. File No. 170599. 11 letters. Copy: Each Supervisor. (6)

From Chloe Jager, regarding Vision Zero. Copy: Each Supervisor. (7)

BOS-11

Office of the Treasurer & Tax Collector
City and County of San Francisco



José Cisneros, Treasurer

Tajel Shah, Chief Assistant Treasurer
Robert L. Shaw, CFA, Chief Investment Officer

Investment Report for the month of September 2017

October 15, 2017

The Honorable Edwin M. Lee
Mayor of San Francisco
City Hall, Room 200
1 Dr. Carlton B. Goodlett Place
San Francisco, CA 94102-4638

The Honorable Board of Supervisors
City and County of San Francisco
City Hall, Room 244
1 Dr. Carlton B. Goodlett Place
San Francisco, CA 94102-4638

Ladies and Gentlemen,

In accordance with the provisions of California State Government Code, Section 53646, we forward this report detailing the City's pooled fund portfolio as of September 30, 2017. These investments provide sufficient liquidity to meet expenditure requirements for the next six months and are in compliance with our statement of investment policy and California Code.

This correspondence and its attachments show the investment activity for the month of September 2017 for the portfolios under the Treasurer's management. All pricing and valuation data is obtained from Interactive Data Corporation.

CCSF Pooled Fund Investment Earnings Statistics *

<i>(in \$ million)</i>	Current Month		Prior Month	
	Fiscal YTD	September 2017	Fiscal YTD	August 2017
Average Daily Balance	\$ 8,194	\$ 8,101	\$ 8,239	\$ 8,303
Net Earnings	28.52	9.51	19.01	9.99
Earned Income Yield	1.38%	1.43%	1.36%	1.42%

CCSF Pooled Fund Statistics *

<i>(in \$ million)</i>	% of Portfolio	Book Value	Market Value	Wtd. Avg. Coupon	Wtd. Avg. YTM	WAM
Investment Type						
U.S. Treasuries	5.93%	\$ 472.8	\$ 472.3	1.24%	1.43%	857
Federal Agencies	53.55%	4,269.5	4,261.3	1.35%	1.41%	718
State & Local Government						
Agency Obligations	3.61%	289.2	287.2	1.42%	1.35%	419
Public Time Deposits	0.01%	1.0	1.0	1.33%	1.33%	184
Negotiable CDs	17.33%	1,377.8	1,378.7	1.47%	1.47%	192
Commercial Paper	10.20%	810.1	811.9	0.08%	1.35%	100
Medium Term Notes	0.80%	63.5	63.5	1.49%	1.43%	391
Money Market Funds	4.49%	357.2	357.2	0.95%	0.95%	1
Supranationals	4.08%	324.8	324.6	1.25%	1.51%	580
Totals	100.0%	\$ 7,966.0	\$ 7,957.6	1.22%	1.39%	521

In the remainder of this report, we provide additional information and analytics at the security-level and portfolio-level, as recommended by the California Debt and Investment Advisory Commission.

Very truly yours,

José Cisneros
Treasurer

cc: Treasury Oversight Committee: Aimee Brown, Ron Gerhard, Reeta Madhavan, Charles Perl
Ben Rosenfield, Controller, Office of the Controller
Tonia Ledju, Internal Audit, Office of the Controller
Mayor's Office of Public Policy and Finance
San Francisco County Transportation Authority
San Francisco Public Library
San Francisco Health Service System

1

Portfolio Summary Pooled Fund

As of September 30, 2017

<i>(in \$ million)</i>							
Security Type	Par Value	Book Value	Market Value	Market/Book Price	Current % Allocation	Max. Policy Allocation	Compliant?
U.S. Treasuries	\$ 475.0	\$ 472.8	\$ 472.3	99.88	5.93%	100%	Yes
Federal Agencies	4,269.4	4,269.5	4,261.3	99.81	53.55%	100%	Yes
State & Local Government							
Agency Obligations	287.1	289.2	287.2	99.31	3.61%	20%	Yes
Public Time Deposits	1.0	1.0	1.0	100.00	0.01%	100%	Yes
Negotiable CDs	1,377.8	1,377.8	1,378.7	100.06	17.33%	30%	Yes
Bankers Acceptances	-	-	-	-	0.00%	40%	Yes
Commercial Paper	815.0	810.1	811.9	100.23	10.20%	25%	Yes
Medium Term Notes	63.5	63.5	63.5	100.04	0.80%	25%	Yes
Repurchase Agreements	-	-	-	-	0.00%	10%	Yes
Reverse Repurchase/ Securities Lending Agreements	-	-	-	-	0.00%	\$75mm	Yes
Money Market Funds - Government	357.2	357.2	357.2	100.00	4.49%	20%	Yes
LAIF	-	-	-	-	0.00%	\$50mm	Yes
Supranationals	325.3	324.8	324.6	99.92	4.08%	30%	Yes
TOTAL	\$ 7,971.3	\$ 7,966.0	\$ 7,957.6	99.89	100.00%	-	Yes

The City and County of San Francisco uses the following methodology to determine compliance: Compliance is pre-trade and calculated on both a par and market value basis, using the result with the lowest percentage of the overall portfolio value. Cash balances are included in the City's compliance calculations.

Please note the information in this report does not include cash balances. Due to fluctuations in the market value of the securities held in the Pooled Fund and changes in the City's cash position, the allocation limits may be exceeded on a post-trade compliance basis. In these instances, no compliance violation has occurred, as the policy limits were not exceeded prior to trade execution. The full Investment Policy can be found at <http://www.sftreasurer.org/>, in the Reports & Plans section of the About menu.

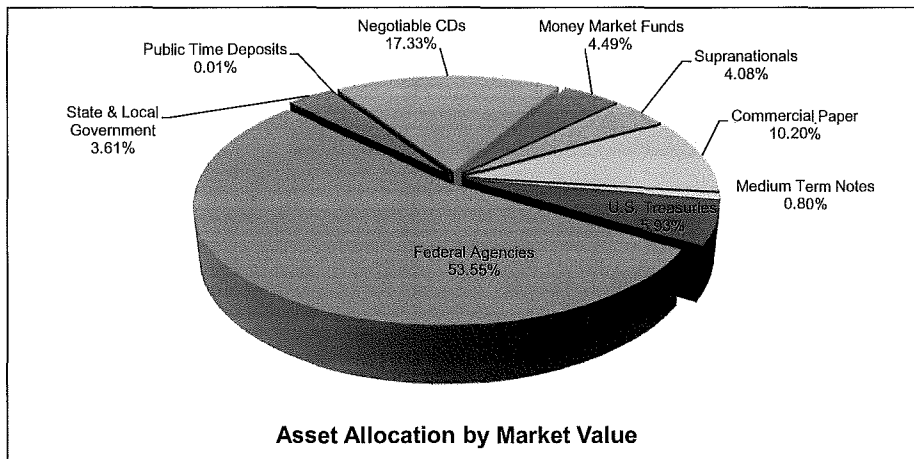
Totals may not add due to rounding.

City and County of San Francisco Pooled Fund Portfolio Statistics

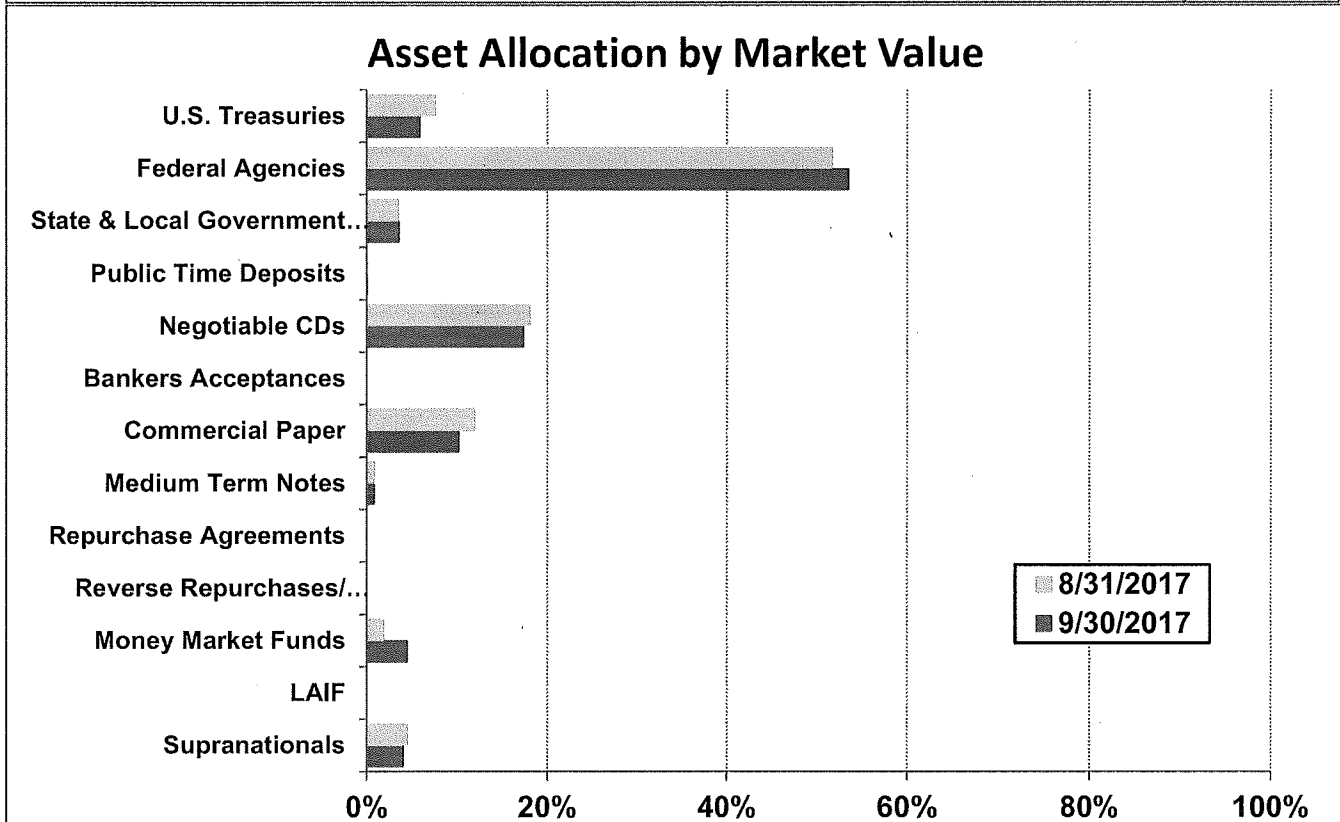
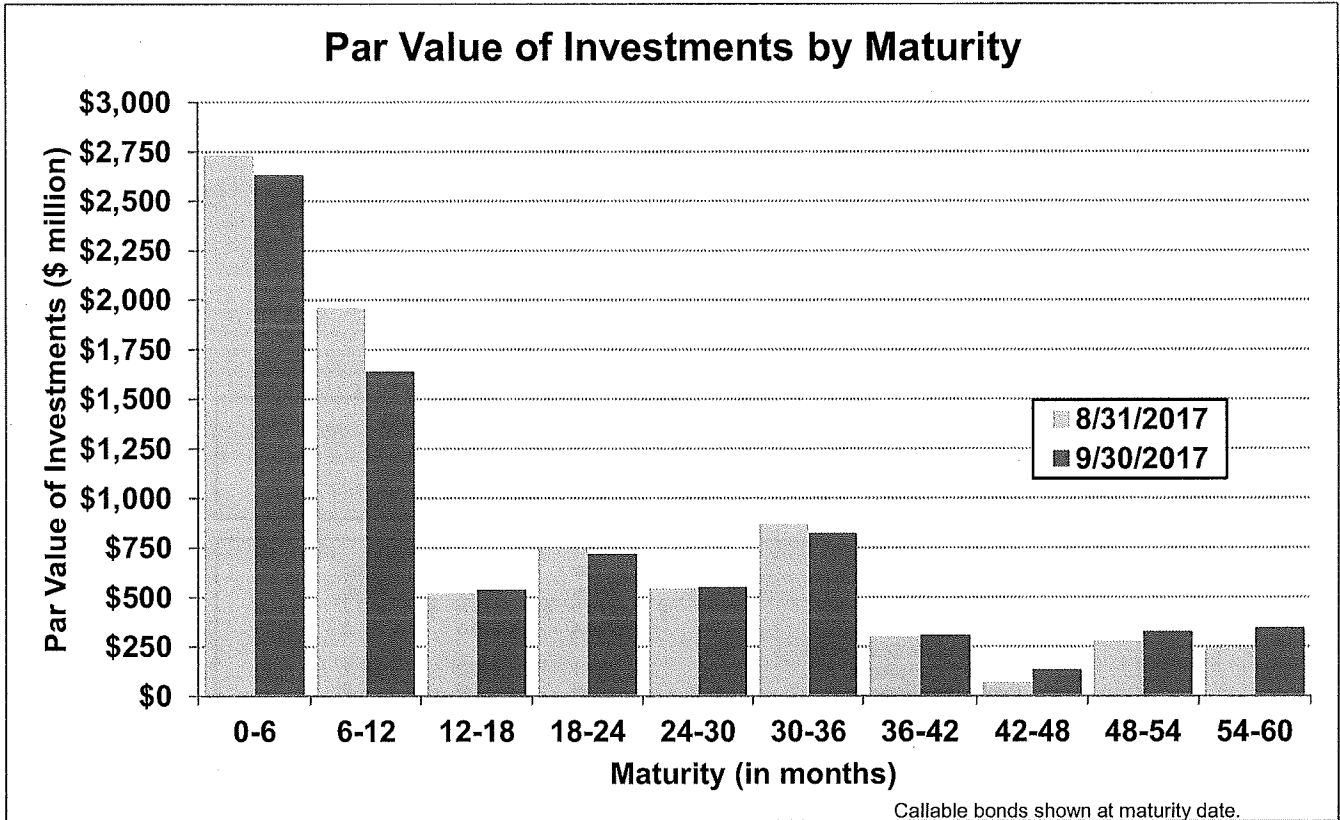
For the month ended September 30, 2017

Average Daily Balance	\$8,100,945,249
Net Earnings	\$9,513,577
Earned Income Yield	1.43%
Weighted Average Maturity	521 days

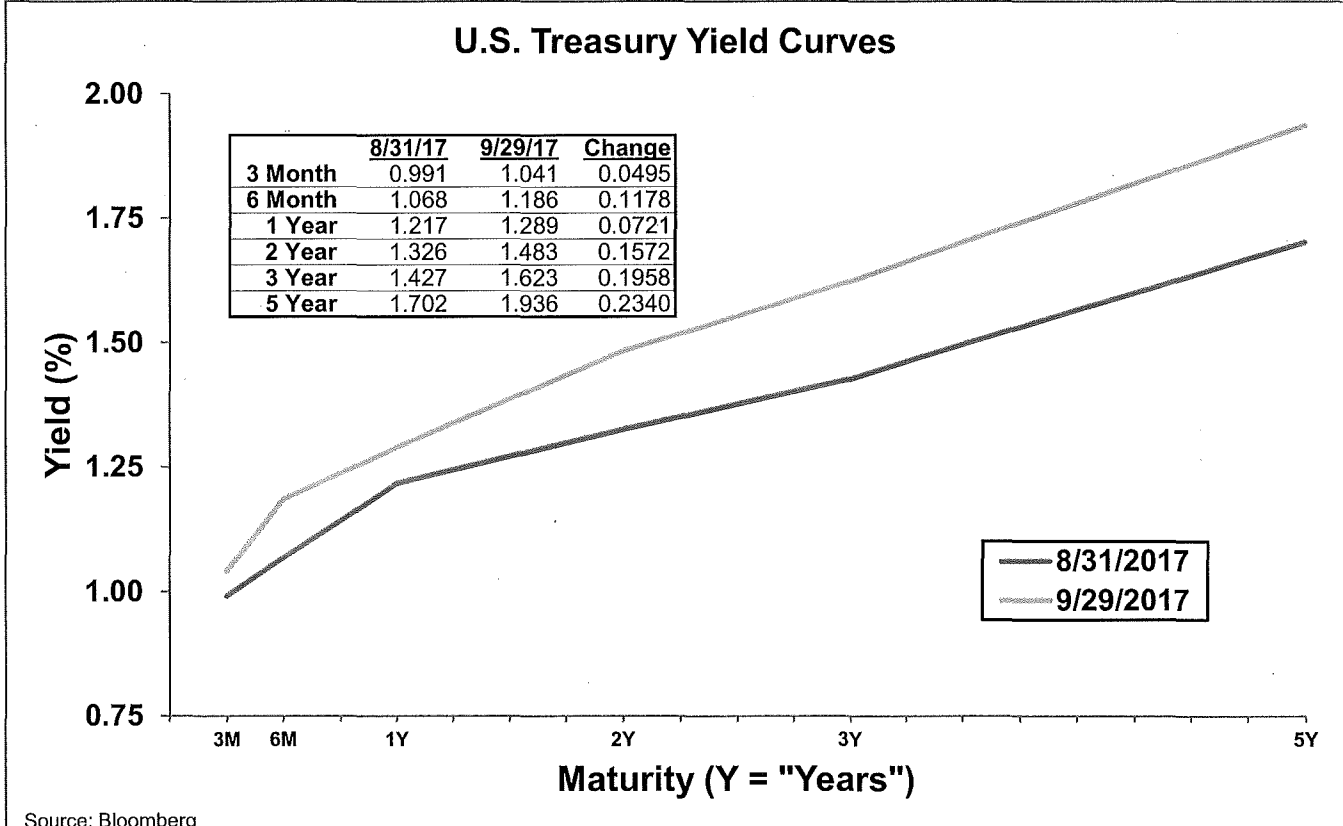
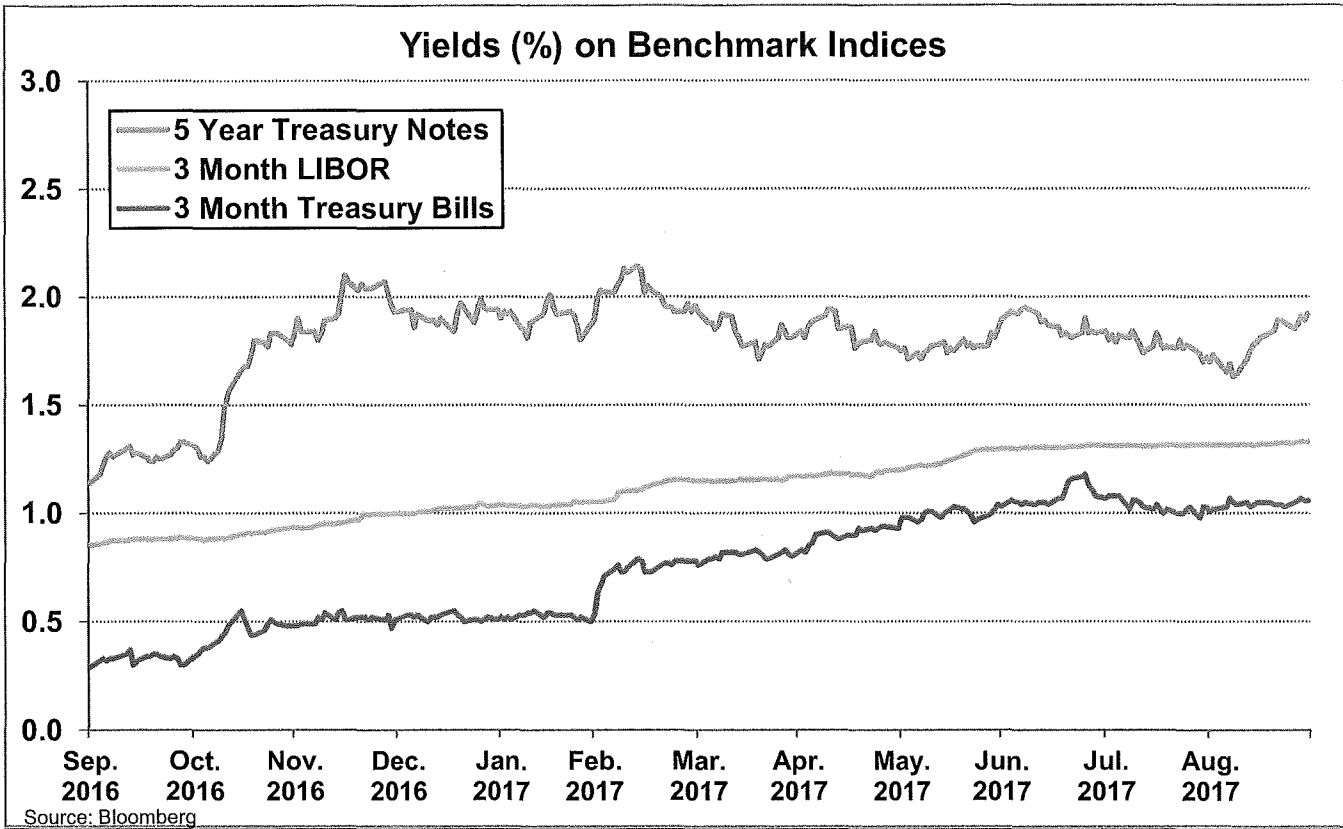
Investment Type	(\$ million)	Par Value	Book Value	Market Value
U.S. Treasuries	\$	475.0	\$ 472.8	\$ 472.3
Federal Agencies		4,269.4	4,269.5	4,261.3
State & Local Government				
Agency Obligations		287.1	289.2	287.2
Public Time Deposits		1.0	1.0	1.0
Negotiable CDs		1,377.8	1,377.8	1,378.7
Commercial Paper		815.0	810.1	811.9
Medium Term Notes		63.5	63.5	63.5
Money Market Funds		357.2	357.2	357.2
Supranationals		325.3	324.8	324.6
Total		\$ 7,971.3	\$ 7,966.0	\$ 7,957.6



Portfolio Analysis Pooled Fund



Yield Curves



Investment Inventory Pooled Fund

As of September 30, 2017

Type of Investment	CUSIP	Issuer Name	Maturity		Coupon	Par Value	Book Value	Amortized	
			Settle Date	Date				Book Value	Market Value
U.S. Treasuries	912828M72	US TSY NT	12/17/15	11/30/17	0.88	\$ 50,000,000	\$ 49,882,813	\$ 49,990,152	\$ 49,981,500
U.S. Treasuries	912828M72	US TSY NT	12/17/15	11/30/17	0.88	50,000,000	49,878,906	49,989,824	49,981,500
U.S. Treasuries	912796LX5	TREASURY BILL	4/27/17	4/26/18	0.00	25,000,000	24,732,056	24,732,056	24,831,250
U.S. Treasuries	912828XF2	US TREASURY	6/14/17	6/15/18	1.13	50,000,000	49,931,641	49,951,999	49,945,500
U.S. Treasuries	912828XS4	US TREASURY	6/20/17	5/31/19	1.25	50,000,000	49,930,637	49,911,501	49,844,000
U.S. Treasuries	912828XU9	US TREASURY	6/20/17	6/15/20	1.50	50,000,000	49,992,668	49,984,081	49,890,600
U.S. Treasuries	912828S27	US TREASURY	8/15/17	6/30/21	1.13	25,000,000	24,554,688	24,535,490	24,422,000
U.S. Treasuries	912828T67	US TSY NT	11/10/16	10/31/21	1.25	50,000,000	49,574,219	49,650,419	48,883,000
U.S. Treasuries	912828U65	US TSY NT	12/13/16	11/30/21	1.75	100,000,000	99,312,500	99,423,228	99,660,000
U.S. Treasuries	912828XW5	US TREASURY	8/15/17	6/30/22	1.75	25,000,000	25,032,227	24,978,132	24,817,500
Subtotals					1.24	\$ 475,000,000	\$ 472,822,353	\$ 473,146,883	\$ 472,256,750
Federal Agencies	313385MN3	FED HOME LN DISCOUNT NT	9/29/17	10/4/17	0.00	\$ 70,000,000	\$ 69,991,250	\$ 69,991,250	\$ 69,996,500
Federal Agencies	3130A6LZ8	FEDERAL HOME LOAN BANK	4/28/16	10/26/17	0.63	25,000,000	24,929,500	24,996,772	24,993,250
Federal Agencies	3133EEB80	FEDERAL FARM CREDIT BANK	11/18/14	11/13/17	1.27	25,000,000	24,988,794	24,999,558	25,005,750
Federal Agencies	3133EEJ76	FEDERAL FARM CREDIT BANK	8/20/15	11/13/17	1.26	25,000,000	24,991,500	24,999,552	25,005,750
Federal Agencies	3134G44F2	FREDDIE MAC	5/21/13	11/21/17	0.80	50,000,000	50,000,000	50,000,000	49,991,000
Federal Agencies	3130A3HF4	FEDERAL HOME LOAN BANK	12/22/14	12/8/17	1.13	25,000,000	24,955,500	24,997,203	25,002,500
Federal Agencies	313385QF6	FED HOME LN DISCOUNT NT	4/7/17	12/8/17	0.00	50,000,000	49,659,722	49,659,722	49,903,000
Federal Agencies	3137EADX4	FREDDIE MAC	12/11/15	12/15/17	1.00	25,000,000	24,969,000	24,996,837	24,995,500
Federal Agencies	3133EEFE5	FEDERAL FARM CREDIT BANK	12/19/14	12/18/17	1.13	50,000,000	49,914,500	49,993,910	49,987,000
Federal Agencies	3133EEMH0	FEDERAL FARM CREDIT BANK	5/27/15	2/2/18	1.28	4,000,000	3,999,480	3,999,934	4,002,920
Federal Agencies	3133EEMH0	FEDERAL FARM CREDIT BANK	2/2/15	2/2/18	1.28	35,000,000	34,978,893	34,997,612	35,025,550
Federal Agencies	3133EEAN0	FEDERAL FARM CREDIT BANK	11/5/14	2/5/18	1.27	25,000,000	25,000,000	25,000,000	25,016,250
Federal Agencies	3133EEAN0	FEDERAL FARM CREDIT BANK	11/5/14	2/5/18	1.27	25,000,000	24,991,750	24,999,118	25,016,250
Federal Agencies	3133EEAN0	FEDERAL FARM CREDIT BANK	11/5/14	2/5/18	1.27	50,000,000	49,983,560	49,998,242	50,032,500
Federal Agencies	3133EFNK9	FEDERAL FARM CREDIT BANK	11/9/15	2/9/18	1.32	25,000,000	24,994,315	24,999,095	25,020,500
Federal Agencies	3132X0JL6	FARMER MAC	9/1/16	3/1/18	0.88	50,000,000	50,000,000	50,000,000	49,946,500
Federal Agencies	313313TY4	FED FARM CRD DISCOUNT NT	4/18/17	3/7/18	0.00	25,000,000	24,759,993	24,759,993	24,875,500
Federal Agencies	313313TY4	FED FARM CRD DISCOUNT NT	4/18/17	3/7/18	0.00	25,000,000	24,759,993	24,759,993	24,875,500
Federal Agencies	3133EEN71	FEDERAL FARM CREDIT BANK	5/22/15	3/22/18	1.27	50,000,000	49,992,500	49,998,754	50,044,500
Federal Agencies	3133EFWG8	FEDERAL FARM CREDIT BANK	1/26/16	3/26/18	1.40	25,000,000	24,997,200	24,999,376	25,035,250
Federal Agencies	3137EAEA3	FREDDIE MAC	2/8/17	4/9/18	0.75	25,000,000	24,944,750	24,975,300	24,931,000
Federal Agencies	3133EEZC7	FEDERAL FARM CREDIT BANK	4/16/15	4/16/18	1.28	50,000,000	49,992,422	49,998,638	50,062,000
Federal Agencies	3132X0SB8	FARMER MAC	8/10/17	4/19/18	1.25	10,000,000	10,036,542	9,998,413	9,994,300
Federal Agencies	3132X0SB8	FARMER MAC	4/19/17	4/19/18	1.25	50,000,000	50,000,000	50,000,000	49,971,500
Federal Agencies	31331KJB7	FEDERAL FARM CREDIT BANK	2/2/16	4/25/18	3.00	14,230,000	14,876,184	14,393,732	14,380,127
Federal Agencies	3135G0WJ8	FANNIE MAE	5/23/13	5/21/18	0.88	25,000,000	24,786,500	24,972,844	24,936,000
Federal Agencies	3130A8VL4	FEDERAL HOME LOAN BANK	8/24/16	5/24/18	1.00	10,000,000	10,000,000	10,000,000	9,979,200
Federal Agencies	3130A8VL4	FEDERAL HOME LOAN BANK	8/24/16	5/24/18	1.00	25,000,000	25,000,000	25,000,000	24,948,000
Federal Agencies	3134G9HC4	FREDDIE MAC	5/25/16	5/25/18	1.00	10,000,000	9,995,000	9,998,384	9,983,900
Federal Agencies	313385XL5	FED HOME LN DISCOUNT NT	5/30/17	5/30/18	0.00	50,000,000	49,376,458	49,376,458	49,603,500
Federal Agencies	3133EFCT2	FEDERAL FARM CREDIT BANK	9/8/15	6/8/18	1.29	25,000,000	25,000,000	25,000,000	25,030,250
Federal Agencies	3133EFCT2	FEDERAL FARM CREDIT BANK	9/8/15	6/8/18	1.29	50,000,000	50,000,000	50,000,000	50,060,500
Federal Agencies	3133EEV48	FEDERAL FARM CREDIT BANK	6/11/15	6/11/18	1.28	50,000,000	49,996,000	49,999,077	50,058,500
Federal Agencies	3133EFSH1	FEDERAL FARM CREDIT BANK	12/18/15	6/14/18	1.17	25,000,000	24,952,250	24,986,552	24,982,500
Federal Agencies	3133EGGC3	FEDERAL FARM CREDIT BANK	6/20/16	6/20/18	1.36	25,000,000	25,000,000	25,000,000	25,043,000
Federal Agencies	3134G9UY1	FREDDIE MAC	6/29/16	6/29/18	1.00	25,000,000	25,000,000	25,000,000	24,943,750
Federal Agencies	3134G9UY1	FREDDIE MAC	6/29/16	6/29/18	1.00	25,000,000	25,000,000	25,000,000	24,943,750

Investment Inventory Pooled Fund

Type of Investment	CUSIP	Issuer Name	Maturity			Par Value	Book Value	Amortized	
			Settle Date	Date	Coupon			Book Value	Market Value
Federal Agencies	3133EGBQ7	FEDERAL FARM CREDIT BANK	5/19/16	7/19/18	1.37	25,000,000	25,000,000	25,000,000	25,055,000
Federal Agencies	3133EGBQ7	FEDERAL FARM CREDIT BANK	5/19/16	7/19/18	1.37	25,000,000	25,000,000	25,000,000	25,055,000
Federal Agencies	3130A8U50	FEDERAL HOME LOAN BANK	7/29/16	7/25/18	0.83	22,250,000	22,223,211	22,239,041	22,165,895
Federal Agencies	3134G9Q67	FREDDIE MAC	7/27/16	7/27/18	1.05	25,000,000	25,000,000	25,000,000	24,933,000
Federal Agencies	3134G9Q67	FREDDIE MAC	7/27/16	7/27/18	1.05	25,000,000	24,993,750	24,997,440	24,933,000
Federal Agencies	3133EGFQ3	FEDERAL FARM CREDIT BANK	9/21/16	9/14/18	0.88	25,000,000	24,981,000	24,990,855	24,875,250
Federal Agencies	3130A9C90	FEDERAL HOME LOAN BANK	9/28/16	9/28/18	1.05	25,000,000	25,000,000	25,000,000	24,912,250
Federal Agencies	3133EGFK6	FEDERAL FARM CREDIT BANK	6/17/16	10/17/18	1.36	25,000,000	25,000,000	25,000,000	25,062,000
Federal Agencies	3133EGFK6	FEDERAL FARM CREDIT BANK	6/17/16	10/17/18	1.36	25,000,000	25,000,000	25,000,000	25,062,000
Federal Agencies	313376BR5	FEDERAL HOME LOAN BANK	12/20/16	12/14/18	1.75	15,000,000	15,127,350	15,077,219	15,054,000
Federal Agencies	313376BR5	FEDERAL HOME LOAN BANK	8/23/17	12/14/18	1.75	25,000,000	25,220,104	25,125,133	25,090,000
Federal Agencies	3133EGDM4	FEDERAL FARM CREDIT BANK	6/2/16	1/2/19	1.39	25,000,000	25,000,000	25,000,000	25,077,750
Federal Agencies	3133EG2V6	FEDERAL FARM CREDIT BANK	1/3/17	1/3/19	1.28	25,000,000	25,000,000	25,000,000	25,043,500
Federal Agencies	3134GAH23	FREDDIE MAC	1/17/17	1/17/19	1.25	25,000,000	25,000,000	25,000,000	24,994,000
Federal Agencies	3130A8VZ3	FEDERAL HOME LOAN BANK	7/28/16	1/25/19	1.05	25,000,000	25,000,000	25,000,000	24,840,750
Federal Agencies	3132X0EK3	FARMER MAC	1/25/16	1/25/19	1.41	25,000,000	25,000,000	25,000,000	25,050,500
Federal Agencies	3134GAS39	FREDDIE MAC	2/1/17	2/1/19	1.25	25,000,000	25,000,000	25,000,000	24,997,000
Federal Agencies	3133EGBU8	FEDERAL FARM CREDIT BANK	5/25/16	2/25/19	1.41	50,000,000	50,000,000	50,000,000	50,179,500
Federal Agencies	3132X0ED9	FARMER MAC	1/19/16	3/19/19	1.39	40,000,000	40,000,000	40,000,000	40,162,800
Federal Agencies	3134GBFR8	FREDDIE MAC	4/5/17	4/5/19	1.40	25,000,000	25,000,000	25,000,000	24,915,000
Federal Agencies	3136G3QP3	FANNIE MAE	5/24/16	5/24/19	1.25	10,000,000	10,000,000	10,000,000	9,952,000
Federal Agencies	3130A8F92	FEDERAL HOME LOAN BANK	5/12/17	5/28/19	1.38	30,000,000	29,943,300	29,954,093	29,952,600
Federal Agencies	3133EHLG6	FEDERAL FARM CREDIT BANK	5/30/17	5/30/19	1.32	27,000,000	26,983,800	26,986,552	26,911,980
Federal Agencies	3133EHMR1	FEDERAL FARM CREDIT BANK	6/12/17	6/12/19	1.38	50,000,000	50,000,000	50,000,000	49,868,500
Federal Agencies	313379EE5	FEDERAL HOME LOAN BANK	6/9/17	6/14/19	1.63	25,000,000	25,105,750	25,089,348	25,041,250
Federal Agencies	313379EE5	FEDERAL HOME LOAN BANK	8/23/17	6/14/19	1.63	25,000,000	25,186,615	25,102,324	25,041,250
Federal Agencies	313379EE5	FEDERAL HOME LOAN BANK	8/9/17	6/14/19	1.63	35,750,000	35,964,594	35,865,945	35,808,988
Federal Agencies	3134G9QW0	FREDDIE MAC	6/14/16	6/14/19	1.28	50,000,000	50,000,000	50,000,000	49,733,500
Federal Agencies	3130AC7C2	FEDERAL HOME LOAN BANK	8/23/17	7/11/19	1.40	15,000,000	15,009,483	15,005,093	14,962,650
Federal Agencies	3134G9YR2	FREDDIE MAC	7/12/16	7/12/19	1.25	50,000,000	50,000,000	50,000,000	49,817,000
Federal Agencies	3133EGED3	FEDERAL FARM CREDIT BANK	6/9/16	8/9/19	1.42	25,000,000	25,000,000	25,000,000	25,114,000
Federal Agencies	3133EGED3	FEDERAL FARM CREDIT BANK	6/9/16	8/9/19	1.42	25,000,000	25,000,000	25,000,000	25,114,000
Federal Agencies	3134G94F1	FREDDIE MAC	8/15/16	8/15/19	1.13	25,000,000	25,000,000	25,000,000	24,797,750
Federal Agencies	3133EGX67	FEDERAL FARM CREDIT BANK	12/20/16	8/20/19	1.36	50,000,000	50,000,000	50,000,000	50,151,500
Federal Agencies	3135G0P23	FANNIE MAE	8/30/16	8/23/19	1.25	20,000,000	20,000,000	20,000,000	19,891,400
Federal Agencies	3138G3X59	FANNIE MAE	8/23/16	8/23/19	1.10	25,000,000	25,000,000	25,000,000	24,640,000
Federal Agencies	3134G9GS0	FREDDIE MAC	5/26/16	8/26/19	1.25	25,000,000	25,000,000	25,000,000	24,837,500
Federal Agencies	3134GAHR8	FREDDIE MAC	9/23/16	9/23/19	1.25	25,000,000	25,000,000	25,000,000	24,952,250
Federal Agencies	3135G0Q30	FANNIE MAE	10/21/16	9/27/19	1.18	50,000,000	50,000,000	50,000,000	49,624,500
Federal Agencies	3132X0KH3	FARMER MAC	10/6/16	10/1/19	1.31	50,000,000	50,000,000	50,000,000	50,173,500
Federal Agencies	3134G8TG4	FREDDIE MAC	4/11/16	10/11/19	1.50	15,000,000	15,000,000	15,000,000	14,966,400
Federal Agencies	3134GAPT5	FREDDIE MAC	10/18/16	10/18/19	1.00	10,000,000	10,000,000	10,000,000	9,991,300
Federal Agencies	3136G0T68	FANNIE MAE	8/28/17	10/24/19	1.33	14,000,000	14,032,356	13,969,593	13,927,340
Federal Agencies	3134GBHT2	FREDDIE MAC	9/12/17	10/25/19	1.63	50,000,000	50,333,701	50,023,898	50,008,500
Federal Agencies	3138G4FJ7	FANNIE MAE	10/25/16	10/25/19	1.20	25,000,000	25,000,000	25,000,000	24,622,000
Federal Agencies	3136G4EZ2	FANNIE MAE	10/28/16	10/30/19	1.13	50,000,000	49,950,000	49,965,406	49,321,500
Federal Agencies	3134GAVL5	FREDDIE MAC	11/4/16	11/4/19	1.17	100,000,000	100,000,000	100,000,000	99,098,000
Federal Agencies	3136G3LV5	FANNIE MAE	5/26/16	11/26/19	1.35	8,950,000	8,950,000	8,950,000	8,889,767
Federal Agencies	3133EGN43	FEDERAL FARM CREDIT BANK	12/2/16	12/2/19	1.39	50,000,000	50,000,000	50,000,000	50,216,000
Federal Agencies	3132X0PG0	FARMER MAC	2/10/17	1/3/20	1.30	50,000,000	50,000,000	50,000,000	50,116,500

Investment Inventory Pooled Fund

Type of Investment	CUSIP	Issuer Name	Maturity		Coupon	Par Value	Book Value	Amortized	
			Settle Date	Date				Book Value	Market Value
Federal Agencies	3134G9VR5	FREDDIE MAC	7/6/16	1/6/20	1.25	25,000,000	25,000,000	25,000,000	24,862,250
Federal Agencies	313378J77	FEDERAL HOME LOAN BANK	5/17/17	3/13/20	1.88	15,710,000	15,843,849	15,826,063	15,803,160
Federal Agencies	3133EHZN6	FEDERAL FARM CREDIT BANK	9/20/17	3/20/20	1.45	20,000,000	19,979,400	19,979,648	19,910,800
Federal Agencies	3136G3TK1	FANNIE MAE	7/6/16	4/6/20	1.25	25,000,000	25,000,000	25,000,000	24,949,000
Federal Agencies	3136G4ND1	FANNIE MAE	8/15/17	4/6/20	1.88	50,000,000	50,377,938	50,039,954	50,002,500
Federal Agencies	3136G4BL6	FANNIE MAE	10/17/16	4/17/20	1.25	15,000,000	15,000,000	15,000,000	14,791,950
Federal Agencies	3134GBFU1	FREDDIE MAC	9/7/17	4/27/20	1.75	8,800,000	8,859,571	8,803,861	8,800,880
Federal Agencies	3134GBFU1	FREDDIE MAC	4/27/17	4/27/20	1.75	50,000,000	50,000,000	50,000,000	50,005,000
Federal Agencies	3134GBLY6	FREDDIE MAC	5/8/17	5/8/20	1.25	25,000,000	25,000,000	25,000,000	24,990,500
Federal Agencies	3134GBPB2	FREDDIE MAC	5/30/17	5/22/20	1.70	15,750,000	15,750,000	15,750,000	15,712,200
Federal Agencies	3133EHNK5	FEDERAL FARM CREDIT BANK	6/15/17	6/15/20	1.54	25,000,000	24,997,500	24,997,746	24,901,750
Federal Agencies	3133EHNK5	FEDERAL FARM CREDIT BANK	6/15/17	6/15/20	1.54	26,900,000	26,894,620	26,895,150	26,794,283
Federal Agencies	3134GBST0	FREDDIE MAC	6/22/17	6/22/20	1.65	14,675,000	14,675,000	14,675,000	14,609,843
Federal Agencies	3134GBTX0	FREDDIE MAC	6/29/17	6/29/20	1.75	50,000,000	49,990,000	49,990,858	49,932,500
Federal Agencies	3136G3TG0	FANNIE MAE	6/30/16	6/30/20	1.15	15,000,000	15,000,000	15,000,000	14,838,000
Federal Agencies	3133EHQB2	FEDERAL FARM CREDIT BANK	7/6/17	7/6/20	1.55	25,000,000	24,989,961	24,990,758	24,956,500
Federal Agencies	3130ABNV4	FEDERAL HOME LOAN BANK	7/13/17	7/13/20	1.75	50,000,000	50,000,000	50,000,000	49,878,000
Federal Agencies	3134GBXV9	FREDDIE MAC	7/13/17	7/13/20	1.85	50,000,000	50,000,000	50,000,000	49,935,500
Federal Agencies	3135G0T60	FANNIE MAE	8/1/17	7/30/20	1.50	50,000,000	49,848,500	49,856,947	49,726,500
Federal Agencies	3130ABZE9	FEDERAL HOME LOAN BANK	8/28/17	8/28/20	1.65	6,700,000	6,699,330	6,699,351	6,663,217
Federal Agencies	3130ABZN9	FEDERAL HOME LOAN BANK	8/28/17	8/28/20	1.80	25,000,000	25,000,000	25,000,000	24,913,250
Federal Agencies	3130ABZN9	FEDERAL HOME LOAN BANK	8/28/17	8/28/20	1.80	50,000,000	50,000,000	50,000,000	49,826,500
Federal Agencies	3130ACE26	FEDERAL HOME LOAN BANK	9/8/17	9/28/20	1.38	18,000,000	17,942,220	17,943,411	17,827,740
Federal Agencies	3130ACE26	FEDERAL HOME LOAN BANK	9/8/17	9/28/20	1.38	30,000,000	29,903,700	29,905,685	29,712,900
Federal Agencies	3132X0KR1	FARMER MAC	11/2/16	11/2/20	1.43	25,000,000	25,000,000	25,000,000	25,113,500
Federal Agencies	3134GBLR1	FREDDIE MAC	5/25/17	11/25/20	1.75	24,715,000	24,712,529	24,712,778	24,832,946
Federal Agencies	3133EGX75	FEDERAL FARM CREDIT BANK	12/21/16	12/21/20	1.43	50,000,000	50,000,000	50,000,000	50,205,000
Federal Agencies	3133EFTX5	FEDERAL FARM CREDIT BANK	12/24/15	12/24/20	1.57	100,000,000	100,000,000	100,000,000	100,853,000
Federal Agencies	3133EG4T9	FEDERAL FARM CREDIT BANK	1/25/17	1/25/21	1.40	20,000,000	20,000,000	20,000,000	20,058,400
Federal Agencies	3133EG4T9	FEDERAL FARM CREDIT BANK	1/25/17	1/25/21	1.40	20,000,000	20,000,000	20,000,000	20,058,400
Federal Agencies	3130AC2K9	FEDERAL HOME LOAN BANK	9/20/17	2/10/21	1.87	50,200,000	50,294,264	50,190,049	50,036,348
Federal Agencies	3134GBD58	FREDDIE MAC	8/30/17	2/26/21	1.80	5,570,000	5,570,000	5,569,457	5,548,667
Federal Agencies	3130AAYP7	FEDERAL HOME LOAN BANK	8/11/17	3/22/21	2.20	8,585,000	8,593,327	8,593,005	8,585,687
Federal Agencies	3134GBJ60	FREDDIE MAC	9/29/17	6/29/21	1.90	50,000,000	50,000,000	50,000,000	49,745,500
Federal Agencies	3130ACF33	FEDERAL HOME LOAN BANK	9/18/17	9/13/21	1.88	25,000,000	24,934,010	24,928,147	24,863,000
Federal Agencies	3135G0Q89	FANNIE MAE	10/21/16	10/7/21	1.38	25,000,000	25,000,000	25,000,000	24,528,250
Federal Agencies	3133EGZJ7	FEDERAL FARM CREDIT BANK	10/25/16	10/25/21	1.38	14,500,000	14,500,000	14,500,000	14,154,030
Federal Agencies	3133EGZJ7	FEDERAL FARM CREDIT BANK	10/25/16	10/25/21	1.38	15,000,000	15,000,000	15,000,000	14,642,100
Federal Agencies	3133EGS97	FEDERAL FARM CREDIT BANK	12/8/16	12/8/21	1.50	25,000,000	25,000,000	25,000,000	25,169,500
Federal Agencies	3133EGS97	FEDERAL FARM CREDIT BANK	12/8/16	12/8/21	1.50	25,000,000	25,000,000	25,000,000	25,169,500
Federal Agencies	3130ACB60	FEDERAL HOME LOAN BANK	9/8/17	12/15/21	2.00	50,000,000	50,000,000	50,000,000	49,558,500
Federal Agencies	3134GAK52	FREDDIE MAC	1/26/17	1/26/22	1.13	17,300,000	17,300,000	17,300,000	17,287,717
Federal Agencies	3135G0T45	FANNIE MAE	6/6/17	4/5/22	1.88	25,000,000	25,145,167	25,067,458	24,943,250
Federal Agencies	3134GBQ60	FREDDIE MAC	5/25/17	5/25/22	2.18	50,000,000	50,000,000	50,000,000	49,978,000

Investment Inventory Pooled Fund

Type of Investment	CUSIP	Issuer Name	Maturity			Par Value	Book Value	Amortized Book Value	Market Value
			Settle Date	Date	Coupon				
Federal Agencies	3133EHL7	FEDERAL FARM CREDIT BANK	6/6/17	6/2/22	1.88	50,000,000	50,069,667	50,055,445	49,661,500
Federal Agencies	3133EHL7	FEDERAL FARM CREDIT BANK	6/9/17	6/2/22	1.88	50,000,000	50,015,729	49,997,657	49,661,500
Federal Agencies	3134GBF72	FREDDIE MAC	9/15/17	6/15/22	2.01	50,000,000	50,000,000	50,000,000	49,489,500
Federal Agencies	3134GBUK6	FREDDIE MAC	8/29/17	6/28/22	1.25	9,250,000	9,267,742	9,248,185	9,242,415
Federal Agencies	3134GBXU1	FREDDIE MAC	7/27/17	7/27/22	2.25	31,575,000	31,575,000	31,575,000	31,471,118
Federal Agencies	3130AC7E8	FEDERAL HOME LOAN BANK	9/1/17	9/1/22	2.17	50,000,000	50,000,000	50,000,000	49,683,500
Subtotals					1.35	\$ 4,269,410,000	\$ 4,269,547,594	\$ 4,268,279,873	\$ 4,261,308,417
State/Local Agencies	13063CFC9	CALIFORNIA ST	11/5/13	11/1/17	1.75	\$ 16,500,000	\$ 16,558,905	\$ 16,501,253	\$ 16,506,270
State/Local Agencies	13063CPN4	CALIFORNIA ST	12/22/14	11/1/17	1.25	5,000,000	5,004,550	5,000,135	5,000,000
State/Local Agencies	13063CPN4	CALIFORNIA ST	11/25/14	11/1/17	1.25	50,000,000	50,121,500	50,003,514	50,000,000
State/Local Agencies	91411SZ11	UNIVERSITY OF CALIFORNIA	8/4/17	12/1/17	0.00	50,000,000	49,795,056	49,795,056	49,896,639
State/Local Agencies	91412GL52	UNIV OF CALIFORNIA CA REVENUE	6/30/16	5/15/18	0.99	2,470,000	2,470,000	2,470,000	2,461,528
State/Local Agencies	546456CY8	LOUISIANA ST CITIZENS PROPERT	11/30/16	6/1/18	6.13	4,500,000	4,822,065	4,642,813	4,652,730
State/Local Agencies	603786J7	MINNEAPOLIS MN REVENUE	12/1/16	8/1/18	4.88	1,000,000	1,057,030	1,028,515	1,031,600
State/Local Agencies	13063C4V9	CALIFORNIA ST	11/3/16	11/1/18	1.05	50,000,000	50,147,500	50,080,234	49,738,000
State/Local Agencies	13063DAB4	CALIFORNIA ST	4/27/17	4/1/19	1.59	23,000,000	23,000,000	23,000,000	22,963,430
State/Local Agencies	13063CKL3	CALIFORNIA ST	10/27/16	5/1/19	2.25	4,750,000	4,879,058	4,831,295	4,789,140
State/Local Agencies	91412GL60	UNIV OF CALIFORNIA CA REVENUE	6/30/16	5/15/19	1.23	2,000,000	2,000,000	2,000,000	1,982,280
State/Local Agencies	91412GSB2	UNIV OF CALIFORNIA CA REVENUE	10/5/15	7/1/19	1.80	4,180,000	4,214,443	4,196,099	4,181,714
State/Local Agencies	91412GSB2	UNIV OF CALIFORNIA CA REVENUE	10/2/15	7/1/19	1.80	16,325,000	16,461,640	16,388,726	16,331,693
State/Local Agencies	6055804W6	MISSISSIPPI ST	4/23/15	10/1/19	6.09	8,500,000	10,217,510	9,272,985	9,204,565
State/Local Agencies	977100CW4	WISCONSIN ST GEN FUND ANNUAL	8/16/16	5/1/20	1.45	18,000,000	18,000,000	18,000,000	17,810,100
State/Local Agencies	13066TY5	CALIFORNIA ST DEPT OF WTR RES	2/6/17	5/1/21	1.71	29,139,823	28,646,777	28,722,410	28,892,135
State/Local Agencies	91412GF59	UNIV OF CALIFORNIA CA REVENUE	8/9/16	5/15/21	1.91	1,769,000	1,810,695	1,800,679	1,762,932
Subtotals					1.42	\$ 287,133,823	\$ 289,206,729	\$ 287,733,713	\$ 287,204,756
Public Time Deposits	PP912NRE9	MISSION NATIONAL BK SF	2/21/17	2/21/18	1.15	\$ 240,000	\$ 240,000	\$ 240,000	\$ 240,000
Public Time Deposits	PP9F2HFF8	TRANS-PAC NATIONAL BK	3/21/17	3/21/18	1.35	240,000	240,000	240,000	240,000
Public Time Deposits	PP302GIL3	BANK OF SAN FRANCISCO	4/11/17	4/11/18	1.37	240,000	240,000	240,000	240,000
Public Time Deposits	PPA01U877	PREFERRED BANK LA CALIF	5/16/17	5/16/18	1.44	240,000	240,000	240,000	240,000
Subtotals					1.33	\$ 960,000	\$ 960,000	\$ 960,000	\$ 960,000
Negotiable CDs	06371ECR6	BANK OF MONTREAL CHICAGO	6/29/17	10/2/17	1.31	\$ 50,000,000	\$ 50,000,000	\$ 50,000,000	\$ 50,000,573
Negotiable CDs	06427KW29	BANK OF MONTREAL CHICAGO	4/6/17	10/16/17	1.38	50,000,000	50,000,000	50,000,000	50,008,307
Negotiable CDs	89113WH25	TORONTO DOMINION BANK NY	4/6/17	10/16/17	1.22	50,000,000	50,000,000	50,000,000	50,002,519
Negotiable CDs	89113XCY8	TORONTO DOMINION BANK NY	8/25/17	10/25/17	1.25	40,000,000	40,000,000	40,000,000	40,004,125
Negotiable CDs	89113WQ9N	TORONTO DOMINION BANK NY	12/6/16	12/6/17	1.62	50,000,000	50,000,000	50,000,000	50,047,819
Negotiable CDs	06427KJV0	BANK OF MONTREAL CHICAGO	12/9/16	12/8/17	1.62	50,000,000	50,000,000	50,000,000	50,049,359
Negotiable CDs	78009NL61	ROYAL BANK OF CANADA NY	12/8/16	12/8/17	1.62	50,000,000	50,000,000	50,000,000	50,049,359
Negotiable CDs	78009NM60	ROYAL BANK OF CANADA NY	12/19/16	12/19/17	1.62	50,000,000	50,000,000	50,000,000	50,058,008
Negotiable CDs	78009NS56	ROYAL BANK OF CANADA NY	3/20/17	12/20/17	1.50	50,000,000	50,000,000	50,000,000	50,044,476
Negotiable CDs	78009NV37	ROYAL BANK OF CANADA NY	6/26/17	12/22/17	1.33	50,000,000	50,000,000	50,000,000	50,025,425
Negotiable CDs	96121T2D9	WESTPAC BANKING CORP NY	12/28/16	12/28/17	1.74	50,000,000	50,000,000	50,000,000	50,079,511
Negotiable CDs	06427KY84	BANK OF MONTREAL CHICAGO	5/3/17	1/29/18	1.39	25,000,000	25,000,000	25,000,000	25,017,182
Negotiable CDs	78009NW36	ROYAL BANK OF CANADA NY	7/5/17	4/5/18	1.38	50,000,000	50,000,000	50,000,000	50,015,658
Negotiable CDs	78009NT63	ROYAL BANK OF CANADA NY	5/10/17	5/10/18	1.47	50,000,000	50,000,000	50,000,000	50,043,519
Negotiable CDs	06417GXY9	BANK OF NOVA SCOTIA HOUSTON	8/30/17	5/25/18	1.48	35,000,000	35,000,000	35,000,000	35,036,165
Negotiable CDs	89113W2C9	TORONTO DOMINION BANK NY	6/2/17	6/4/18	1.46	50,000,000	50,000,000	50,000,000	50,045,413
Negotiable CDs	78009NU46	ROYAL BANK OF CANADA NY	6/12/17	6/12/18	1.44	50,000,000	50,000,000	50,000,000	50,042,256

Investment Inventory Pooled Fund

Type of Investment	CUSIP	Issuer Name	Maturity		Coupon	Par Value	Book Value	Amortized		
			Settle Date	Date				Book Value	Market Value	
Negotiable CDs	89113XBB9	TORONTO DOMINION BANK NY	8/10/17	6/15/18	1.50	50,000,000	50,000,000	50,000,000	50,062,900	
Negotiable CDs	89113XBV5	TORONTO DOMINION BANK NY	8/16/17	6/15/18	1.50	50,000,000	50,000,000	50,000,000	50,063,017	
Negotiable CDs	06371EDT1	BANK OF MONTREAL CHICAGO	7/6/17	7/2/18	1.43	50,000,000	50,000,000	50,000,000	50,007,802	
Negotiable CDs	06371EMD6	BANK OF MONTREAL CHICAGO	9/1/17	7/2/18	1.50	50,000,000	50,000,000	50,000,000	50,033,365	
Negotiable CDs	89113W5H5	TORONTO DOMINION BANK NY	7/6/17	7/2/18	1.55	50,000,000	50,000,000	50,000,000	50,050,930	
Negotiable CDs	89113XAT1	TORONTO DOMINION BANK NY	8/8/17	7/2/18	1.48	50,000,000	50,000,000	50,000,000	50,025,290	
Negotiable CDs	96121T3R7	WESTPAC BANKING CORP NY	7/17/17	7/2/18	1.38	50,000,000	50,000,000	50,000,000	49,988,819	
Negotiable CDs	78009NX50	ROYAL BANK OF CANADA NY	7/24/17	7/24/18	1.44	50,000,000	50,000,000	50,000,000	50,011,099	
Negotiable CDs	96121T3W6	WESTPAC BANKING CORP NY	7/26/17	7/26/18	1.39	50,000,000	50,000,000	50,000,000	49,991,051	
Negotiable CDs	96121T4D7	WESTPAC BANKING CORP NY	8/9/17	8/9/18	1.53	50,000,000	50,000,000	50,000,000	50,050,197	
Negotiable CDs	06371EFH5	BANK OF MONTREAL CHICAGO	7/17/17	1/17/19	1.53	50,000,000	50,000,000	50,000,000	49,987,200	
Negotiable CDs	06427KSW8	BANK OF MONTREAL CHICAGO	3/9/17	3/8/19	1.60	27,838,000	27,838,000	27,838,000	27,830,094	
Subtotals						1.47	\$ 1,377,838,000	\$ 1,377,838,000	\$ 1,377,838,000	\$ 1,378,669,435
Commercial Paper	06538BX24	BANK TOKYO-MIT UFJ NY	9/12/17	10/2/17	0.00	\$ 25,000,000	\$ 24,983,194	\$ 24,983,194	\$ 24,999,167	
Commercial Paper	06538BX24	BANK TOKYO-MIT UFJ NY	9/19/17	10/2/17	0.00	50,000,000	49,978,333	49,998,333	49,998,333	
Commercial Paper	06538BX24	BANK TOKYO-MIT UFJ NY	9/25/17	10/12/17	0.00	33,000,000	32,981,144	32,987,799	32,987,900	
Commercial Paper	06538BXJ7	BANK TOKYO-MIT UFJ NY	9/20/17	10/18/17	0.00	40,000,000	39,961,733	39,976,767	39,977,333	
Commercial Paper	47816FXQ9	JOHNSON & JOHNSON	7/28/17	10/24/17	0.00	60,000,000	59,826,933	59,826,933	59,954,000	
Commercial Paper	06538BXR9	BANK TOKYO-MIT UFJ NY	9/5/17	10/25/17	0.00	15,000,000	14,973,958	14,973,958	14,988,000	
Commercial Paper	06538BXR9	BANK TOKYO-MIT UFJ NY	9/25/17	10/25/17	0.00	17,000,000	16,982,575	16,986,060	16,986,400	
Commercial Paper	06538BXR9	BANK TOKYO-MIT UFJ NY	8/23/17	10/25/17	0.00	25,000,000	24,945,313	24,945,313	24,980,000	
Commercial Paper	06538BXR9	BANK TOKYO-MIT UFJ NY	8/29/17	10/25/17	0.00	25,000,000	24,950,521	24,950,521	24,980,000	
Commercial Paper	89233GXR2	TOYOTA MOTOR CREDIT CORP	8/23/17	10/25/17	0.00	25,000,000	24,947,938	24,947,938	24,980,000	
Commercial Paper	06538BXW8	BANK TOKYO-MIT UFJ NY	4/21/17	10/30/17	0.00	50,000,000	49,632,000	49,632,000	49,951,667	
Commercial Paper	89233GZF6	TOYOTA MOTOR CREDIT CORP	4/7/17	12/15/17	0.00	50,000,000	49,538,000	49,538,000	49,872,917	
Commercial Paper	89233GZF6	TOYOTA MOTOR CREDIT CORP	6/19/17	12/15/17	0.00	50,000,000	49,671,833	49,671,833	49,872,917	
Commercial Paper	36164LEN5	GE CAPITAL TREASURY LLC	6/23/17	1/22/18	1.33	50,000,000	50,000,000	50,000,000	49,802,250	
Commercial Paper	89233HC28	TOYOTA MOTOR CREDIT CORP	6/7/17	3/2/18	0.00	50,000,000	49,482,611	49,482,611	49,723,444	
Commercial Paper	89233HCP7	TOYOTA MOTOR CREDIT CORP	6/26/17	3/23/18	0.00	50,000,000	49,456,250	49,456,250	49,685,236	
Commercial Paper	89233HCW2	TOYOTA MOTOR CREDIT CORP	7/6/17	3/30/18	0.00	50,000,000	49,440,042	49,440,042	49,650,000	
Commercial Paper	36164KEA5	GE CAPITAL TREASURY LLC	8/16/17	5/10/18	0.00	50,000,000	49,480,833	49,480,833	49,570,278	
Commercial Paper	06538CF89	BANK TOKYO-MIT UFJ NY	9/12/17	6/8/18	0.00	50,000,000	49,417,167	49,417,167	49,486,111	
Commercial Paper	06538CF89	BANK TOKYO-MIT UFJ NY	9/19/17	6/15/18	0.00	50,000,000	49,417,167	49,443,167	49,471,722	
Subtotals						0.08	\$ 815,000,000	\$ 810,067,546	\$ 810,138,719	\$ 811,917,675
Medium Term Notes	911312AP1	UNITED PARCEL SERVICE	1/28/16	10/1/17	1.13	\$ 2,000,000	\$ 2,003,780	\$ 2,000,000	\$ 2,000,000	
Medium Term Notes	459200HK0	IBM CORP	5/6/16	2/8/18	1.25	11,450,000	11,519,616	11,464,075	11,437,405	
Medium Term Notes	89236TDN2	TOYOTA MOTOR CREDIT CORP	1/9/17	1/9/19	1.56	50,000,000	50,000,000	50,000,000	50,110,500	
Subtotals						1.49	\$ 63,450,000	\$ 63,523,396	\$ 63,464,075	\$ 63,547,905
Money Market Funds	09248U718	BLACKROCK LIQ INST GOV FUND	9/30/17	10/1/17	0.90	\$ 29,201	\$ 29,201	\$ 29,201	\$ 29,201	
Money Market Funds	31607A703	FIDELITY INST GOV FUND	9/30/17	10/1/17	0.95	356,585,284	356,585,284	356,585,284	356,585,284	
Money Market Funds	61747C707	MORGAN STANLEY INST GOVT FUN	9/30/17	10/1/17	0.91	555,860	555,860	555,860	555,860	
Subtotals						0.95	\$ 357,170,345	\$ 357,170,345	\$ 357,170,345	\$ 357,170,345

Investment Inventory Pooled Fund

Type of Investment	CUSIP	Issuer Name	Maturity			Par Value	Book Value	Amortized		Market Value
			Settle Date	Date	Coupon			Book Value	Market Value	
Supranationals	459053ML5	INTL BK RECON & DEVELOP	9/22/17	10/2/17	0.00	\$ 16,000,000	\$ 15,995,289	\$ 15,999,529	\$ 16,000,000	
Supranationals	45905UXQ2	INTL BK RECON & DEVELOP	7/27/16	1/26/18	1.36	25,000,000	25,000,000	25,000,000	25,005,250	
Supranationals	45950VFH4	INTL FINANCE CORP	11/15/16	2/2/18	1.25	30,000,000	29,967,600	29,990,951	29,997,300	
Supranationals	45950VKP0	INTL FINANCE CORP	3/6/17	3/6/18	1.28	50,000,000	50,000,000	50,000,000	50,000,500	
Supranationals	459058ER0	INTL BK RECON & DEVELOP	10/7/15	10/5/18	1.00	25,000,000	24,957,500	24,985,665	24,902,000	
Supranationals	45905UZJ6	INTL BANK RECON & DEVELOPMEN	6/2/17	10/25/19	1.30	25,000,000	24,878,403	24,866,434	24,747,250	
Supranationals	45905UZJ6	INTL BK RECON & DEVELOP	6/2/17	10/25/19	1.30	29,300,000	29,157,488	29,143,461	29,003,777	
Supranationals	459058FZ1	INTL BK RECON & DEVELOP	3/21/17	4/21/20	1.88	50,000,000	49,956,500	49,963,988	50,187,000	
Supranationals	4581X0CX4	INTER-AMERICAN DEVEL BK	4/12/17	5/12/20	1.63	25,000,000	24,940,750	24,949,801	24,928,500	
Supranationals	459058GA5	INTL BK RECON & DEVELOPMENT	8/29/17	9/4/20	1.63	50,000,000	49,989,500	49,989,814	49,802,500	
Subtotals					1.37	\$ 325,300,000	\$ 324,843,030	\$ 324,889,644	\$ 324,574,077	
Grand Totals					1.22	\$ 7,971,262,168	\$ 7,965,978,992	\$ 7,963,621,250	\$ 7,957,609,359	

Monthly Investment Earnings Pooled Fund

For month ended September 30, 2017

Type of Investment	CUSIP	Issuer Name	Par Value	Coupon	YTM ¹	Settle Date	Maturity Date	Earned Interest	Amort. Expense	Realized Gain/(Loss)	Earned Income /Net Earnings
U.S. Treasuries	912796LW7	TREASURY BILL	\$ -	0.00	0.91	04/06/2017	10/05/2017	\$ 34,125	\$ -	\$ 0	\$ 34,125
U.S. Treasuries	912796LW7	TREASURY BILL	-	0.00	1.30	09/07/2017	10/05/2017	1,806	-	11,250	13,056
U.S. Treasuries	912796KR9	TREASURY BILL	-	0.00	0.95	04/13/2017	10/12/2017	33,646	-	50	33,696
U.S. Treasuries	912828M72	US TSY NT	50,000,000	0.88	1.00	12/17/2015	11/30/2017	35,861	4,924	-	40,785
U.S. Treasuries	912828M72	US TSY NT	50,000,000	0.88	1.00	12/17/2015	11/30/2017	35,861	5,088	-	40,949
U.S. Treasuries	912796LX5	TREASURY BILL	25,000,000	0.00	1.07	04/27/2017	04/26/2018	22,083	-	-	22,083
U.S. Treasuries	912828XF2	US TREASURY	50,000,000	1.13	1.26	06/14/2017	06/15/2018	46,107	5,603	-	51,710
U.S. Treasuries	912828XS4	US TREASURY	50,000,000	1.25	1.36	06/20/2017	05/31/2019	51,230	4,374	-	55,603
U.S. Treasuries	912828XU9	US TREASURY	50,000,000	1.50	1.51	06/20/2017	06/15/2020	61,475	483	-	61,959
U.S. Treasuries	912828S27	US TREASURY	25,000,000	1.13	1.64	08/15/2017	06/30/2021	22,928	10,187	-	33,115
U.S. Treasuries	912828T67	US TSY NT	50,000,000	1.25	1.43	11/10/2016	10/31/2021	50,951	7,034	-	57,985
U.S. Treasuries	912828U65	US TSY NT	100,000,000	1.75	1.90	12/13/2016	11/30/2021	143,443	11,376	-	154,819
U.S. Treasuries	912828XW5	US TREASURY	25,000,000	1.75	1.77	08/15/2017	06/30/2022	35,666	379	-	36,044
Subtotals			\$ 475,000,000					\$ 575,180	\$ 49,447	\$ 11,300	\$ 635,927
Federal Agencies	313385LH7	FED HOME LN DISCOUNT NT	\$ -	0.00	0.95	09/01/2017	09/05/2017	\$ 10,556	\$ -	\$ -	\$ 10,556
Federal Agencies	313385LJ3	FED HOME LN DISCOUNT NT	-	0.00	0.95	09/05/2017	09/06/2017	2,639	-	-	2,639
Federal Agencies	313385LK0	FED HOME LN DISCOUNT NT	-	0.00	0.95	09/06/2017	09/07/2017	2,639	-	-	2,639
Federal Agencies	313370S22	FEDERAL HOME LOAN BANK	-	2.25	0.94	04/07/2017	09/08/2017	1,518	(860)	-	659
Federal Agencies	313385LL8	FED HOME LN DISCOUNT NT	-	0.00	0.95	09/07/2017	09/08/2017	2,639	-	-	2,639
Federal Agencies	313385LP9	FED HOME LN DISCOUNT NT	-	0.00	0.97	09/08/2017	09/11/2017	8,083	-	-	8,083
Federal Agencies	313385LQ7	FED HOME LN DISCOUNT NT	-	0.00	0.97	09/11/2017	09/12/2017	2,694	-	-	2,694
Federal Agencies	313385LR5	FED HOME LN DISCOUNT NT	-	0.00	0.98	09/12/2017	09/13/2017	2,722	-	-	2,722
Federal Agencies	313385LS3	FED HOME LN DISCOUNT NT	-	0.00	0.98	09/13/2017	09/14/2017	2,722	-	-	2,722
Federal Agencies	313385LT1	FED HOME LN DISCOUNT NT	-	0.00	0.98	09/14/2017	09/15/2017	2,722	-	-	2,722
Federal Agencies	313385LW4	FED HOME LN DISCOUNT NT	-	0.00	1.00	09/15/2017	09/18/2017	-	8,333	-	8,333
Federal Agencies	313385LX2	FED HOME LN DISCOUNT NT	-	0.00	0.98	09/18/2017	09/19/2017	-	2,722	-	2,722
Federal Agencies	313385LY0	FED HOME LN DISCOUNT NT	-	0.00	1.00	09/19/2017	09/20/2017	-	2,778	-	2,778
Federal Agencies	313385LY0	FED HOME LN DISCOUNT NT	-	0.00	1.00	09/19/2017	09/20/2017	-	556	-	556
Federal Agencies	313385LZ7	FED HOME LN DISCOUNT NT	-	0.00	1.00	09/20/2017	09/21/2017	-	2,778	-	2,778
Federal Agencies	313385MA1	FED HOME LN DISCOUNT NT	-	0.00	1.00	09/05/2017	09/22/2017	9,444	-	-	9,444
Federal Agencies	313385MA1	FED HOME LN DISCOUNT NT	-	0.00	1.00	09/21/2017	09/22/2017	-	2,778	-	2,778
Federal Agencies	313385MD5	FED HOME LN DISCOUNT NT	-	0.00	1.00	09/22/2017	09/25/2017	-	8,333	-	8,333
Federal Agencies	313385MD5	FED HOME LN DISCOUNT NT	-	0.00	1.00	09/22/2017	09/25/2017	-	2,917	-	2,917
Federal Agencies	313385ME3	FED HOME LN DISCOUNT NT	-	0.00	1.00	09/25/2017	09/26/2017	-	2,778	-	2,778
Federal Agencies	313385MF0	FED HOME LN DISCOUNT NT	-	0.00	1.00	09/26/2017	09/27/2017	-	2,778	-	2,778
Federal Agencies	313385MG8	FED HOME LN DISCOUNT NT	-	0.00	1.00	09/27/2017	09/28/2017	2,778	-	-	2,778
Federal Agencies	313385MH6	FED HOME LN DISCOUNT NT	-	0.00	0.98	09/28/2017	09/29/2017	2,722	-	-	2,722
Federal Agencies	3137EADL0	FREDDIE MAC	-	1.00	1.22	03/25/2014	09/29/2017	19,444	4,183	-	23,628
Federal Agencies	313385MN3	FED HOME LN DISCOUNT NT	70,000,000	0.00	0.90	09/29/2017	10/04/2017	3,500	-	-	3,500
Federal Agencies	3135G0F57	FANNIE MAE	-	1.24	1.42	10/05/2015	10/05/2017	3,446	42	5,134	8,622
Federal Agencies	3133EETS9	FEDERAL FARM CREDIT BANK	-	1.26	1.25	09/25/2015	10/19/2017	6,303	(5)	9,138	15,436
Federal Agencies	3130A6LZ8	FEDERAL HOME LOAN BANK	25,000,000	0.63	0.82	04/28/2016	10/26/2017	13,021	3,874	-	16,894
Federal Agencies	3133EEBR0	FEDERAL FARM CREDIT BANK	25,000,000	1.27	1.54	11/18/2014	11/13/2017	26,317	308	-	26,625
Federal Agencies	3133EEJ76	FEDERAL FARM CREDIT BANK	25,000,000	1.26	1.43	08/20/2015	11/13/2017	26,293	313	-	26,605
Federal Agencies	3134G44F2	FREDDIE MAC	50,000,000	0.80	0.80	05/21/2013	11/21/2017	33,333	-	-	33,333
Federal Agencies	3130A3HF4	FEDERAL HOME LOAN BANK	25,000,000	1.13	1.19	12/22/2014	12/08/2017	23,438	1,234	-	24,671
Federal Agencies	313385QF6	FED HOME LN DISCOUNT NT	50,000,000	0.00	1.01	04/07/2017	12/08/2017	41,667	-	-	41,667
Federal Agencies	3137EADX4	FREDDIE MAC	25,000,000	1.00	1.06	12/11/2015	12/15/2017	20,833	1,265	-	22,099
Federal Agencies	3133EEFE5	FEDERAL FARM CREDIT BANK	50,000,000	1.13	1.18	12/19/2014	12/18/2017	46,875	2,342	-	49,217
Federal Agencies	3133EEMH0	FEDERAL FARM CREDIT BANK	4,000,000	1.28	1.31	05/27/2015	02/02/2018	4,272	16	-	4,288
Federal Agencies	3133EEMH0	FEDERAL FARM CREDIT BANK	35,000,000	1.28	1.43	02/02/2015	02/02/2018	37,382	578	-	37,960
Federal Agencies	3133EEAN0	FEDERAL FARM CREDIT BANK	25,000,000	1.27	1.27	11/05/2014	02/05/2018	26,470	-	-	26,470

Monthly Investment Earnings Pooled Fund

Type of Investment	CUSIP	Issuer Name	Par Value	Coupon	YTM ¹	Settle Date	Maturity Date	Earned Interest	Amort. Expense	Realized Gain/(Loss)	Earned Income /Net Earnings
Federal Agencies	3133EEA0	FEDERAL FARM CREDIT BANK	25,000,000	1.27	1.34	11/05/2014	02/05/2018	26,470	208	-	26,678
Federal Agencies	3133EEA0	FEDERAL FARM CREDIT BANK	50,000,000	1.27	1.35	11/05/2014	02/05/2018	52,940	415	-	53,355
Federal Agencies	3133EFNK9	FEDERAL FARM CREDIT BANK	25,000,000	1.32	1.37	11/09/2015	02/09/2018	27,362	207	-	27,569
Federal Agencies	3132X0JL6	FARMER MAC	50,000,000	0.88	0.88	09/01/2016	03/01/2018	36,458	-	-	36,458
Federal Agencies	313313TY4	FED FARM CRD DISCOUNT NT	25,000,000	0.00	1.08	04/18/2017	03/07/2018	22,292	-	-	22,292
Federal Agencies	313313TY4	FED FARM CRD DISCOUNT NT	25,000,000	0.00	1.08	04/18/2017	03/07/2018	22,292	-	-	22,292
Federal Agencies	3133EEN71	FEDERAL FARM CREDIT BANK	50,000,000	1.27	1.30	05/22/2015	03/22/2018	52,924	217	-	53,141
Federal Agencies	3133EEQ86	FEDERAL FARM CREDIT BANK	-	1.24	1.32	05/27/2015	03/26/2018	31,112	374	45,182	76,669
Federal Agencies	3133EEQ86	FEDERAL FARM CREDIT BANK	-	1.25	1.32	05/29/2015	03/26/2018	36,362	438	51,591	88,391
Federal Agencies	3133EFWG8	FEDERAL FARM CREDIT BANK	25,000,000	1.40	1.42	01/26/2016	03/26/2018	29,055	106	-	29,161
Federal Agencies	3137EAEA3	FREDDIE MAC	25,000,000	0.75	0.94	02/08/2017	04/09/2018	15,625	3,900	-	19,525
Federal Agencies	3133EEZC7	FEDERAL FARM CREDIT BANK	50,000,000	1.28	1.31	04/16/2015	04/16/2018	53,380	207	-	53,587
Federal Agencies	3132X0SB8	FARMER MAC	10,000,000	1.25	1.28	08/10/2017	04/19/2018	10,417	238	-	10,655
Federal Agencies	3132X0SB8	FARMER MAC	50,000,000	1.25	1.25	04/19/2017	04/19/2018	52,083	-	-	52,083
Federal Agencies	31331KJB7	FEDERAL FARM CREDIT BANK	14,230,000	3.00	0.94	02/02/2016	04/25/2018	35,575	(23,844)	-	11,731
Federal Agencies	3133EEU40	FEDERAL FARM CREDIT BANK	-	1.27	1.28	06/03/2015	05/03/2018	26,811	53	84,210	111,074
Federal Agencies	3135G0WJ8	FANNIE MAE	25,000,000	0.88	1.05	05/23/2013	05/21/2018	18,229	3,512	-	21,741
Federal Agencies	3130A8VL4	FEDERAL HOME LOAN BANK	10,000,000	1.00	1.00	08/24/2016	05/24/2018	8,333	-	-	8,333
Federal Agencies	3130A8VL4	FEDERAL HOME LOAN BANK	25,000,000	1.00	1.00	08/24/2016	05/24/2018	20,833	-	-	20,833
Federal Agencies	3134G9HC4	FREDDIE MAC	10,000,000	1.00	1.03	05/25/2016	05/25/2018	8,333	205	-	8,539
Federal Agencies	313385XL5	FED HOME LN DISCOUNT NT	50,000,000	0.00	1.25	05/30/2017	05/30/2018	51,250	-	-	51,250
Federal Agencies	3133EFC72	FEDERAL FARM CREDIT BANK	25,000,000	1.29	1.29	09/08/2015	06/08/2018	26,801	-	-	26,801
Federal Agencies	3133EFC72	FEDERAL FARM CREDIT BANK	50,000,000	1.29	1.29	09/08/2015	06/08/2018	53,602	-	-	53,602
Federal Agencies	3133EEW48	FEDERAL FARM CREDIT BANK	50,000,000	1.28	1.29	06/11/2015	06/11/2018	53,248	109	-	53,358
Federal Agencies	3133EFSH1	FEDERAL FARM CREDIT BANK	25,000,000	1.17	1.25	12/18/2015	06/14/2018	24,375	1,576	-	25,951
Federal Agencies	3133EGGC3	FEDERAL FARM CREDIT BANK	25,000,000	1.36	1.36	06/20/2016	06/20/2018	28,179	-	-	28,179
Federal Agencies	3132X0LZ2	FARMER MAC	-	1.30	1.30	12/22/2016	06/22/2018	-	-	30,750	30,750
Federal Agencies	3134G9UY1	FREDDIE MAC	25,000,000	1.00	1.00	06/29/2016	06/29/2018	20,833	-	-	20,833
Federal Agencies	3134G9UY1	FREDDIE MAC	25,000,000	1.00	1.00	06/29/2016	06/29/2018	20,833	-	-	20,833
Federal Agencies	3133EGBQ7	FEDERAL FARM CREDIT BANK	25,000,000	1.37	1.37	05/19/2016	07/19/2018	28,401	-	-	28,401
Federal Agencies	3133EGBQ7	FEDERAL FARM CREDIT BANK	25,000,000	1.37	1.37	05/19/2016	07/19/2018	28,401	-	-	28,401
Federal Agencies	3130A8U50	FEDERAL HOME LOAN BANK	22,250,000	0.83	0.89	07/29/2016	07/25/2018	15,390	1,107	-	16,497
Federal Agencies	3134G9Q67	FREDDIE MAC	25,000,000	1.05	1.05	07/27/2016	07/27/2018	21,875	-	-	21,875
Federal Agencies	3134G9Q67	FREDDIE MAC	25,000,000	1.05	1.06	07/27/2016	07/27/2018	21,875	257	-	22,132
Federal Agencies	3133EGFQ3	FEDERAL FARM CREDIT BANK	25,000,000	0.88	0.91	09/21/2016	09/14/2018	18,229	788	-	19,018
Federal Agencies	3130A9C90	FEDERAL HOME LOAN BANK	25,000,000	1.05	1.05	09/28/2016	09/28/2018	21,875	-	-	21,875
Federal Agencies	3133EGFK6	FEDERAL FARM CREDIT BANK	25,000,000	1.36	1.36	06/17/2016	10/17/2018	28,358	-	-	28,358
Federal Agencies	3133EGFK6	FEDERAL FARM CREDIT BANK	25,000,000	1.36	1.36	06/17/2016	10/17/2018	28,358	-	-	28,358
Federal Agencies	313376BR5	FEDERAL HOME LOAN BANK	15,000,000	1.75	1.31	12/20/2016	12/14/2018	21,875	(5,277)	-	16,598
Federal Agencies	313376BR5	FEDERAL HOME LOAN BANK	25,000,000	1.75	1.33	08/23/2017	12/14/2018	36,458	(8,551)	-	27,907
Federal Agencies	3133EGDM4	FEDERAL FARM CREDIT BANK	25,000,000	1.39	1.39	06/02/2016	01/02/2019	28,993	-	-	28,993
Federal Agencies	3133EG2V6	FEDERAL FARM CREDIT BANK	25,000,000	1.28	1.28	01/03/2017	01/03/2019	26,701	-	-	26,701
Federal Agencies	3134GAH23	FREDDIE MAC	25,000,000	1.25	1.25	01/17/2017	01/17/2019	26,042	-	-	26,042
Federal Agencies	3130A8VZ3	FEDERAL HOME LOAN BANK	25,000,000	1.05	1.05	07/28/2016	01/25/2019	21,875	-	-	21,875
Federal Agencies	3132X0EK3	FARMER MAC	25,000,000	1.41	1.41	01/25/2016	01/25/2019	29,468	-	-	29,468
Federal Agencies	3134GAS39	FREDDIE MAC	25,000,000	1.25	1.25	02/01/2017	02/01/2019	26,042	-	-	26,042
Federal Agencies	3133EGBU8	FEDERAL FARM CREDIT BANK	50,000,000	1.41	1.41	05/25/2016	02/25/2019	58,750	-	-	58,750
Federal Agencies	3132X0ED9	FARMER MAC	40,000,000	1.39	1.39	01/19/2016	03/19/2019	45,334	-	-	45,334
Federal Agencies	3134GBAK8	FREDDIE MAC	-	1.05	1.05	03/20/2017	03/20/2019	13,854	-	-	13,854
Federal Agencies	3136G3FC4	FANNIE MAE	-	1.00	1.00	03/29/2016	03/29/2019	4,861	-	-	4,861
Federal Agencies	3134GBFR8	FREDDIE MAC	25,000,000	1.40	1.40	04/05/2017	04/05/2019	29,167	-	-	29,167
Federal Agencies	3136G3QP3	FANNIE MAE	10,000,000	1.25	1.25	05/24/2016	05/24/2019	10,417	-	-	10,417
Federal Agencies	3130ABF92	FEDERAL HOME LOAN BANK	30,000,000	1.38	1.47	05/12/2017	05/28/2019	34,375	2,280	-	36,655
Federal Agencies	3133EHLG6	FEDERAL FARM CREDIT BANK	27,000,000	1.32	1.35	05/30/2017	05/30/2019	29,700	666	-	30,366

Monthly Investment Earnings Pooled Fund

Type of Investment	CUSIP	Issuer Name	Par Value	Coupon	YTM ¹	Settle Date	Maturity Date	Earned Interest	Amort. Expense	Realized Gain/(Loss)	Earned Income/Net Earnings
Federal Agencies	3133EHMR1	FEDERAL FARM CREDIT BANK	50,000,000	1.38	1.38	06/12/2017	06/12/2019	57,292	-	-	57,292
Federal Agencies	313379EE5	FEDERAL HOME LOAN BANK	25,000,000	1.63	1.41	06/09/2017	06/14/2019	33,854	(4,316)	-	29,538
Federal Agencies	313379EE5	FEDERAL HOME LOAN BANK	25,000,000	1.63	1.38	08/23/2017	06/14/2019	33,854	(4,943)	-	28,911
Federal Agencies	313379EE5	FEDERAL HOME LOAN BANK	36,750,000	1.63	1.43	08/09/2017	06/14/2019	48,411	(5,601)	-	42,810
Federal Agencies	3134G9QW0	FREDDIE MAC	50,000,000	1.28	1.28	06/14/2016	06/14/2019	53,333	-	-	53,333
Federal Agencies	3130AC7C2	FEDERAL HOME LOAN BANK	15,000,000	1.40	1.38	08/23/2017	07/11/2019	17,500	(236)	-	17,264
Federal Agencies	3134G9YR2	FREDDIE MAC	50,000,000	1.25	1.25	07/12/2016	07/12/2019	52,083	-	-	52,083
Federal Agencies	3133EGED3	FEDERAL FARM CREDIT BANK	25,000,000	1.42	1.42	06/09/2016	08/09/2019	29,549	-	-	29,549
Federal Agencies	3133EGED3	FEDERAL FARM CREDIT BANK	25,000,000	1.42	1.42	06/09/2016	08/09/2019	29,549	-	-	29,549
Federal Agencies	3134G94F1	FREDDIE MAC	25,000,000	1.13	1.13	08/15/2016	08/15/2019	23,438	-	-	23,438
Federal Agencies	3133EGX67	FEDERAL FARM CREDIT BANK	50,000,000	1.36	1.36	12/20/2016	08/20/2019	56,358	-	-	56,358
Federal Agencies	3135G0P23	FANNIE MAE	20,000,000	1.25	1.25	08/30/2016	08/23/2019	20,833	-	-	20,833
Federal Agencies	3136G3X59	FANNIE MAE	25,000,000	1.10	1.10	08/23/2016	08/23/2019	22,917	-	-	22,917
Federal Agencies	3134G9GS0	FREDDIE MAC	25,000,000	1.25	1.25	05/26/2016	08/26/2019	26,042	-	-	26,042
Federal Agencies	3134GAHR8	FREDDIE MAC	25,000,000	1.25	1.25	09/23/2016	09/23/2019	24,132	-	-	24,132
Federal Agencies	3135G0Q30	FANNIE MAE	50,000,000	1.18	1.18	10/21/2016	09/27/2019	49,167	-	-	49,167
Federal Agencies	3132X0KH3	FARMER MAC	50,000,000	1.31	1.31	10/06/2016	10/01/2019	54,525	-	-	54,525
Federal Agencies	3134G8TG4	FREDDIE MAC	15,000,000	1.50	1.50	04/11/2016	10/11/2019	18,750	-	-	18,750
Federal Agencies	3134GAPT5	FREDDIE MAC	10,000,000	1.00	1.00	10/18/2016	10/18/2019	8,333	-	-	8,333
Federal Agencies	3136G0T68	FANNIE MAE	14,000,000	1.33	1.44	08/28/2017	10/24/2019	15,517	1,211	-	16,728
Federal Agencies	3134GBHT2	FREDDIE MAC	50,000,000	1.63	1.60	09/12/2017	10/25/2019	42,882	(602)	-	42,280
Federal Agencies	3136G4FJ7	FANNIE MAE	25,000,000	1.20	1.20	10/25/2016	10/25/2019	25,000	-	-	25,000
Federal Agencies	3136G4EZ2	FANNIE MAE	50,000,000	1.13	1.16	10/28/2016	10/30/2019	46,875	1,367	-	48,242
Federal Agencies	3134GAVL5	FREDDIE MAC	100,000,000	1.17	1.17	11/04/2016	11/04/2019	97,500	-	-	97,500
Federal Agencies	3136G3LV5	FANNIE MAE	8,950,000	1.35	1.35	05/26/2016	11/26/2019	10,069	-	-	10,069
Federal Agencies	3133EGN43	FEDERAL FARM CREDIT BANK	50,000,000	1.39	1.39	12/02/2016	12/02/2019	57,986	-	-	57,986
Federal Agencies	3132X0PG0	FARMER MAC	50,000,000	1.30	1.30	02/10/2017	01/03/2020	54,236	-	-	54,236
Federal Agencies	3134G9VR5	FREDDIE MAC	25,000,000	1.25	1.25	07/06/2016	01/06/2020	26,042	-	-	26,042
Federal Agencies	313378J77	FEDERAL HOME LOAN BANK	15,710,000	1.88	1.56	05/17/2017	03/13/2020	24,547	(3,895)	-	20,652
Federal Agencies	3133EHZN6	FEDERAL FARM CREDIT BANK	20,000,000	1.45	1.49	09/20/2017	03/20/2020	8,861	248	-	9,110
Federal Agencies	3134GA6R0	FREDDIE MAC	-	1.25	1.25	03/20/2017	03/20/2020	6,696	-	-	6,696
Federal Agencies	3134GBA45	FREDDIE MAC	-	1.10	1.10	03/20/2017	03/20/2020	14,514	-	-	14,514
Federal Agencies	3134GBAZ5	FREDDIE MAC	-	1.25	1.25	03/27/2017	03/27/2020	22,569	-	-	22,569
Federal Agencies	3134GBAZ5	FREDDIE MAC	-	1.25	1.25	04/21/2017	03/27/2020	1,241	3	117	1,362
Federal Agencies	3134GBBR2	FREDDIE MAC	-	1.25	1.25	03/27/2017	03/27/2020	22,569	-	-	22,569
Federal Agencies	3136G3TK1	FANNIE MAE	25,000,000	1.25	1.25	07/06/2016	04/06/2020	26,042	-	-	26,042
Federal Agencies	3136G4ND1	FANNIE MAE	50,000,000	1.88	1.84	08/15/2017	04/06/2020	78,125	(1,306)	-	76,819
Federal Agencies	3136G4BL6	FANNIE MAE	15,000,000	1.25	1.25	10/17/2016	04/17/2020	15,625	-	-	15,625
Federal Agencies	3134GBFU1	FREDDIE MAC	8,800,000	1.75	1.73	09/07/2017	04/27/2020	10,267	(99)	-	10,168
Federal Agencies	3134GBFU1	FREDDIE MAC	50,000,000	1.75	1.75	04/27/2017	04/27/2020	72,917	-	-	72,917
Federal Agencies	3134GBLY6	FREDDIE MAC	25,000,000	1.25	1.25	05/08/2017	05/08/2020	26,042	-	-	26,042
Federal Agencies	3134GBPB2	FREDDIE MAC	15,750,000	1.70	1.70	05/30/2017	05/22/2020	22,313	-	-	22,313
Federal Agencies	3134GBTC6	FREDDIE MAC	-	1.71	1.71	06/12/2017	06/12/2020	26,125	-	-	26,125
Federal Agencies	3133EHNK5	FEDERAL FARM CREDIT BANK	25,000,000	1.54	1.54	06/15/2017	06/15/2020	32,083	68	-	32,152
Federal Agencies	3133EHNK5	FEDERAL FARM CREDIT BANK	26,900,000	1.54	1.55	06/15/2017	06/15/2020	34,522	147	-	34,669
Federal Agencies	3134GBST0	FREDDIE MAC	14,675,000	1.65	1.65	06/22/2017	06/22/2020	20,178	-	-	20,178
Federal Agencies	3134GBTX0	FREDDIE MAC	50,000,000	1.75	1.76	06/29/2017	06/29/2020	72,917	274	-	73,190
Federal Agencies	3136G3TG0	FANNIE MAE	15,000,000	1.15	1.15	06/30/2016	06/30/2020	14,375	-	-	14,375
Federal Agencies	3133EHQB2	FEDERAL FARM CREDIT BANK	25,000,000	1.55	1.56	07/06/2017	07/06/2020	32,292	275	-	32,566
Federal Agencies	3130ABNV4	FEDERAL HOME LOAN BANK	50,000,000	1.75	1.75	07/13/2017	07/13/2020	72,917	-	-	72,917
Federal Agencies	3134GBXV9	FREDDIE MAC	50,000,000	1.85	1.85	07/13/2017	07/13/2020	77,083	-	-	77,083
Federal Agencies	3135G0T60	FANNIE MAE	50,000,000	1.50	1.60	08/01/2017	07/30/2020	62,500	4,154	-	66,654
Federal Agencies	3130ABZE9	FEDERAL HOME LOAN BANK	6,700,000	1.65	1.65	08/28/2017	08/28/2020	9,213	18	-	9,231
Federal Agencies	3130ABZN9	FEDERAL HOME LOAN BANK	25,000,000	1.80	1.80	08/28/2017	08/28/2020	37,500	-	-	37,500

Monthly Investment Earnings Pooled Fund

Type of Investment	CUSIP	Issuer Name	Par Value	Coupon	YTM	Settle	Maturity	Earned Interest	Amort. Expense	Realized Gain/(Loss)	Earned Income /Net Earnings
						Date	Date				
Federal Agencies	3130ABZN9	FEDERAL HOME LOAN BANK	50,000,000	1.80	1.80	08/28/2017	08/28/2020	75,000	-	-	75,000
Federal Agencies	3130ACE26	FEDERAL HOME LOAN BANK	18,000,000	1.38	1.48	09/08/2017	09/28/2020	15,813	1,191	-	17,003
Federal Agencies	3130ACE26	FEDERAL HOME LOAN BANK	30,000,000	1.38	1.48	09/08/2017	09/28/2020	26,354	1,985	-	28,339
Federal Agencies	3132X0KR1	FARMER MAC	25,000,000	1.43	1.43	11/02/2016	11/02/2020	29,826	-	-	29,826
Federal Agencies	3134GBLR1	FREDDIE MAC	24,715,000	1.75	1.75	05/25/2017	11/25/2020	36,043	58	-	36,101
Federal Agencies	3133EGX75	FEDERAL FARM CREDIT BANK	50,000,000	1.43	1.43	12/21/2016	12/21/2020	59,283	-	-	59,283
Federal Agencies	3133EFTX5	FEDERAL FARM CREDIT BANK	100,000,000	1.57	1.57	12/24/2015	12/24/2020	130,531	-	-	130,531
Federal Agencies	3133EG4T9	FEDERAL FARM CREDIT BANK	20,000,000	1.40	1.40	01/25/2017	01/25/2021	23,250	-	-	23,250
Federal Agencies	3133EG4T9	FEDERAL FARM CREDIT BANK	20,000,000	1.40	1.40	01/25/2017	01/25/2021	23,250	-	-	23,250
Federal Agencies	3130AC2K9	FEDERAL HOME LOAN BANK	50,200,000	1.87	1.88	09/20/2017	02/10/2021	28,684	89	-	28,773
Federal Agencies	3134GBD58	FREDDIE MAC	5,570,000	1.80	1.80	08/30/2017	02/26/2021	8,355	13	-	8,368
Federal Agencies	3130AAYP7	FEDERAL HOME LOAN BANK	8,585,000	2.20	2.17	08/11/2017	03/22/2021	15,739	(189)	-	15,550
Federal Agencies	3134GBJ60	FREDDIE MAC	50,000,000	1.90	1.90	09/29/2017	06/29/2021	5,278	-	-	5,278
Federal Agencies	3130ACF33	FEDERAL HOME LOAN BANK	25,000,000	1.88	1.95	09/18/2017	09/13/2021	16,927	647	-	17,574
Federal Agencies	3135G0Q89	FANNIE MAE	25,000,000	1.38	1.38	10/21/2016	10/07/2021	28,646	-	-	28,646
Federal Agencies	3133EGZJ7	FEDERAL FARM CREDIT BANK	14,500,000	1.38	1.38	10/25/2016	10/25/2021	16,615	-	-	16,615
Federal Agencies	3133EGZJ7	FEDERAL FARM CREDIT BANK	15,000,000	1.38	1.38	10/25/2016	10/25/2021	17,188	-	-	17,188
Federal Agencies	3133EGS97	FEDERAL FARM CREDIT BANK	25,000,000	1.50	1.50	12/08/2016	12/08/2021	31,280	-	-	31,280
Federal Agencies	3133EGS97	FEDERAL FARM CREDIT BANK	25,000,000	1.50	1.50	12/08/2016	12/08/2021	31,280	-	-	31,280
Federal Agencies	3130ACB60	FEDERAL HOME LOAN BANK	50,000,000	2.00	2.00	09/08/2017	12/15/2021	63,889	-	-	63,889
Federal Agencies	3134GAK52	FREDDIE MAC	17,300,000	1.13	1.13	01/26/2017	01/26/2022	16,219	-	-	16,219
Federal Agencies	3135G0T45	FANNIE MAE	25,000,000	1.88	1.81	06/06/2017	04/05/2022	39,063	(1,229)	-	37,834
Federal Agencies	3134GBQ00	FREDDIE MAC	50,000,000	2.18	2.18	05/25/2017	05/25/2022	90,833	-	-	90,833
Federal Agencies	3133EHL7	FEDERAL FARM CREDIT BANK	50,000,000	1.88	1.85	06/06/2017	06/02/2022	78,125	(976)	-	77,149
Federal Agencies	3133EHL7	FEDERAL FARM CREDIT BANK	50,000,000	1.88	1.88	06/09/2017	06/02/2022	78,125	41	-	78,166
Federal Agencies	3134GBF72	FREDDIE MAC	50,000,000	2.01	2.01	09/15/2017	06/15/2022	44,667	-	-	44,667
Federal Agencies	3134GBUK6	FREDDIE MAC	9,250,000	1.25	1.25	08/29/2017	06/28/2022	9,635	31	-	9,667
Federal Agencies	3134GBXJ1	FREDDIE MAC	31,575,000	2.25	2.25	07/27/2017	07/27/2022	59,203	-	-	59,203
Federal Agencies	3130AC7E8	FEDERAL HOME LOAN BANK	50,000,000	2.17	2.17	09/01/2017	09/01/2022	90,417	-	-	90,417
Subtotals			\$ 4,269,410,000					\$ 4,978,728	\$ 17,664	\$ 226,123	\$ 5,222,515
State/Local Agencies	13063CFC9	CALIFORNIA ST	\$ 16,500,000	1.75	1.66	11/05/2013	11/01/2017	\$ 24,063	\$ (1,213)	\$ -	\$ 22,850
State/Local Agencies	13063CPN4	CALIFORNIA ST	5,000,000	1.25	1.22	12/22/2014	11/01/2017	5,208	(131)	-	5,078
State/Local Agencies	13063CPN4	CALIFORNIA ST	50,000,000	1.25	1.17	11/25/2014	11/01/2017	52,083	(3,400)	-	48,683
State/Local Agencies	91411SZ11	UNIVERSITY OF CALIFORNIA	50,000,000	0.00	1.25	08/04/2017	12/01/2017	51,667	-	-	51,667
State/Local Agencies	91412GL52	UNIV OF CALIFORNIA CA REVENUE	2,470,000	0.99	0.99	06/30/2016	05/15/2018	2,044	-	-	2,044
State/Local Agencies	546456CY8	LOUISIANA ST CITIZENS PROPERT	4,500,000	6.13	1.30	11/30/2016	06/01/2018	22,969	(17,631)	-	5,337
State/Local Agencies	603786GJ7	MINNEAPOLIS MN REVENUE	1,000,000	4.88	1.40	12/01/2016	08/01/2018	4,063	(2,814)	-	1,249
State/Local Agencies	13063C4V9	CALIFORNIA ST	50,000,000	1.05	0.90	11/03/2016	11/01/2018	43,750	(6,078)	-	37,672
State/Local Agencies	13063DAB4	CALIFORNIA ST	23,000,000	1.59	1.59	04/27/2017	04/01/2019	30,533	-	-	30,533
State/Local Agencies	13063CKL3	CALIFORNIA ST	4,750,000	2.25	1.15	10/27/2016	05/01/2019	8,906	(4,227)	-	4,679
State/Local Agencies	91412GL60	UNIV OF CALIFORNIA CA REVENUE	2,000,000	1.23	1.23	06/30/2016	05/15/2019	2,047	-	-	2,047
State/Local Agencies	91412GSB2	UNIV OF CALIFORNIA CA REVENUE	4,180,000	1.80	1.57	10/05/2015	07/01/2019	6,256	(757)	-	5,499
State/Local Agencies	91412GSB2	UNIV OF CALIFORNIA CA REVENUE	16,325,000	1.80	1.56	10/02/2015	07/01/2019	24,433	(2,996)	-	21,437
State/Local Agencies	6055804W6	MISSISSIPPI ST	8,500,000	6.09	1.38	04/23/2015	10/01/2019	43,130	(31,767)	-	11,364
State/Local Agencies	977100CW4	WISCONSIN ST GEN FUND ANNUAL	18,000,000	1.45	1.45	08/16/2016	05/01/2020	21,690	-	-	21,690
State/Local Agencies	13066YTY5	CALIFORNIA ST DEPT OF WTR RES	29,139,823	1.71	2.13	02/06/2017	05/01/2021	41,597	9,574	-	51,171
State/Local Agencies	91412GF59	UNIV OF CALIFORNIA CA REVENUE	1,769,000	1.91	1.40	08/09/2016	05/15/2021	2,816	(719)	-	2,097
Subtotals			\$ 287,133,823					\$ 387,254	\$ (62,159)	\$ -	\$ 325,095

Monthly Investment Earnings Pooled Fund

Type of Investment	CUSIP	Issuer Name	Par Value	Coupon	YTM ¹	Settle	Maturity	Earned Interest	Amort. Expense	Realized Gain/(Loss)	Earned Income /Net Earnings
						Date	Date				
Public Time Deposits	PP912NRE9	MISSION NATIONAL BK SF	\$ 240,000	1.15	1.15	02/21/2017	02/21/2018	\$ 227	\$ -	\$ -	227
Public Time Deposits	PP9F2HFF8	TRANS-PAC NATIONAL BK	240,000	1.35	1.35	03/21/2017	03/21/2018	266	-	-	266
Public Time Deposits	PP302GIL3	BANK OF SAN FRANCISCO	240,000	1.37	1.37	04/11/2017	04/11/2018	274	-	-	274
Public Time Deposits	PPA01U877	PREFERRED BANK LA CALIF	240,000	1.44	1.44	05/16/2017	05/16/2018	284	-	-	284
Subtotals			\$ 960,000					\$ 1,051	\$ -	\$ -	1,051
Negotiable CDs	08371EHE0	BANK OF MONTREAL CHICAGO	\$ -	1.24	1.24	08/01/2017	09/01/2017	\$ -	\$ -	\$ -	-
Negotiable CDs	06427KWM5	BANK OF MONTREAL CHICAGO	-	1.20	1.20	04/07/2017	09/18/2017	28,333	-	-	28,333
Negotiable CDs	06417HUR5	BANK OF NOVA SCOTIA HOUS	-	1.57	1.57	09/25/2014	09/25/2017	52,185	-	-	52,185
Negotiable CDs	06371ECR6	BANK OF MONTREAL CHICAGO	50,000,000	1.31	1.31	06/29/2017	10/02/2017	54,583	-	-	54,583
Negotiable CDs	06427KW29	BANK OF MONTREAL CHICAGO	50,000,000	1.38	1.38	04/06/2017	10/16/2017	57,528	-	-	57,528
Negotiable CDs	89113WH25	TORONTO DOMINION BANK NY	50,000,000	1.22	1.22	04/06/2017	10/16/2017	50,833	-	-	50,833
Negotiable CDs	89113XCY8	TORONTO DOMINION BANK NY	40,000,000	1.25	1.25	08/25/2017	10/25/2017	41,667	-	-	41,667
Negotiable CDs	89113WQ9N	TORONTO DOMINION BANK NY	50,000,000	1.62	1.62	12/06/2016	12/06/2017	66,688	-	-	66,688
Negotiable CDs	06427KJV0	BANK OF MONTREAL CHICAGO	50,000,000	1.62	1.62	12/09/2016	12/08/2017	66,429	-	-	66,429
Negotiable CDs	78009NL61	ROYAL BANK OF CANADA NY	50,000,000	1.62	1.62	12/08/2016	12/08/2017	66,429	-	-	66,429
Negotiable CDs	78009NM60	ROYAL BANK OF CANADA NY	50,000,000	1.62	1.62	12/19/2016	12/19/2017	66,251	-	-	66,251
Negotiable CDs	78009NS56	ROYAL BANK OF CANADA NY	50,000,000	1.50	1.50	03/20/2017	12/20/2017	62,191	-	-	62,191
Negotiable CDs	78009NV37	ROYAL BANK OF CANADA NY	50,000,000	1.33	1.33	06/26/2017	12/22/2017	55,208	-	-	55,208
Negotiable CDs	96121T2D9	WESTPAC BANKING CORP NY	50,000,000	1.74	1.74	12/28/2016	12/28/2017	72,664	-	-	72,664
Negotiable CDs	06427KY84	BANK OF MONTREAL CHICAGO	25,000,000	1.39	1.39	05/03/2017	01/29/2018	28,833	-	-	28,833
Negotiable CDs	78009NW36	ROYAL BANK OF CANADA NY	50,000,000	1.38	1.38	07/05/2017	04/05/2018	57,523	-	-	57,523
Negotiable CDs	78009NT63	ROYAL BANK OF CANADA NY	50,000,000	1.47	1.47	05/10/2017	05/10/2018	61,250	-	-	61,250
Negotiable CDs	06417GX99	BANK OF NOVA SCOTIA HOUSTON	35,000,000	1.48	1.48	08/30/2017	05/25/2018	43,167	-	-	43,167
Negotiable CDs	89113W2C9	TORONTO DOMINION BANK NY	50,000,000	1.46	1.46	06/02/2017	06/04/2018	60,833	-	-	60,833
Negotiable CDs	78009NU46	ROYAL BANK OF CANADA NY	50,000,000	1.44	1.44	06/12/2017	06/12/2018	58,758	-	-	58,758
Negotiable CDs	89113XBB9	TORONTO DOMINION BANK NY	50,000,000	1.50	1.50	08/10/2017	06/15/2018	62,500	-	-	62,500
Negotiable CDs	89113XBV5	TORONTO DOMINION BANK NY	50,000,000	1.50	1.50	08/16/2017	06/15/2018	62,500	-	-	62,500
Negotiable CDs	06371EDT1	BANK OF MONTREAL CHICAGO	50,000,000	1.43	1.43	07/06/2017	07/02/2018	59,613	-	-	59,613
Negotiable CDs	06371EMD6	BANK OF MONTREAL CHICAGO	50,000,000	1.50	1.50	09/01/2017	07/02/2018	62,500	-	-	62,500
Negotiable CDs	89113W5H5	TORONTO DOMINION BANK NY	50,000,000	1.55	1.55	07/06/2017	07/02/2018	64,583	-	-	64,583
Negotiable CDs	89113XAT1	TORONTO DOMINION BANK NY	50,000,000	1.48	1.48	08/08/2017	07/02/2018	61,667	-	-	61,667
Negotiable CDs	96121T3R7	WESTPAC BANKING CORP NY	50,000,000	1.38	1.38	07/07/2017	07/02/2018	57,529	-	-	57,529
Negotiable CDs	78009NX50	ROYAL BANK OF CANADA NY	50,000,000	1.44	1.44	07/24/2017	07/24/2018	59,847	-	-	59,847
Negotiable CDs	96121T3W6	WESTPAC BANKING CORP NY	50,000,000	1.39	1.39	07/25/2017	07/26/2018	57,693	-	-	57,693
Negotiable CDs	96121T4D7	WESTPAC BANKING CORP NY	50,000,000	1.53	1.53	08/09/2017	08/09/2018	63,750	-	-	63,750
Negotiable CDs	06371EFH5	BANK OF MONTREAL CHICAGO	50,000,000	1.53	1.53	07/17/2017	01/17/2019	63,900	-	-	63,900
Negotiable CDs	06427KSW8	BANK OF MONTREAL CHICAGO	27,838,000	1.60	1.60	03/09/2017	03/08/2019	36,521	-	-	36,521
Subtotals			\$ 1,377,838,000					\$ 1,763,959	\$ -	\$ -	1,763,959
Commercial Paper	06538BW17	BANK TOKYO-MIT UFJ NY	\$ -	0.00	1.23	07/06/2017	09/01/2017	\$ -	\$ -	\$ -	-
Commercial Paper	36960LW19	GENERAL ELECTRIC CO	-	0.00	1.07	08/31/2017	09/01/2017	-	-	-	-
Commercial Paper	36960LW50	GENERAL ELECTRIC CO	-	0.00	1.07	09/01/2017	09/05/2017	11,889	-	-	11,889
Commercial Paper	36960LW68	GENERAL ELECTRIC CO	-	0.00	1.07	09/05/2017	09/06/2017	2,972	-	-	2,972
Commercial Paper	06538BW74	BANK TOKYO-MIT UFJ NY	-	0.00	1.24	07/07/2017	09/07/2017	10,333	-	-	10,333
Commercial Paper	36960LW76	GENERAL ELECTRIC CO	-	0.00	1.07	09/06/2017	09/07/2017	2,972	-	-	2,972
Commercial Paper	06538BW82	BANK TOKYO-MIT UFJ NY	-	0.00	1.20	08/28/2017	09/08/2017	11,667	-	-	11,667
Commercial Paper	36960LW84	GENERAL ELECTRIC CO	-	0.00	1.07	09/07/2017	09/08/2017	2,972	-	-	2,972
Commercial Paper	36960LW87	GENERAL ELECTRIC CO	-	0.00	1.07	09/08/2017	09/11/2017	8,917	-	-	8,917

Monthly Investment Earnings Pooled Fund

Type of Investment	CUSIP	Issuer Name	Par Value	Coupon	YTM ¹	Settle Date	Maturity Date	Earned Interest	Amort. Expense	Realized Gain/(Loss)	Earned Income /Net Earnings
Commercial Paper	06538BWC3	BANK TOKYO-MIT UFJ NY	-	0.00	1.23	07/11/2017	09/12/2017	18,792	-	-	18,792
Commercial Paper	36960LWC5	GENERAL ELECTRIC CO	-	0.00	1.07	09/11/2017	09/12/2017	2,972	-	-	2,972
Commercial Paper	36960LWD3	GENERAL ELECTRIC CO	-	0.00	1.07	09/12/2017	09/13/2017	2,972	-	-	2,972
Commercial Paper	36960LWE1	GENERAL ELECTRIC CO	-	0.00	1.07	09/13/2017	09/14/2017	2,972	-	-	2,972
Commercial Paper	06538BWF6	BANK TOKYO-MIT UFJ NY	-	0.00	1.20	09/05/2017	09/15/2017	10,000	-	-	10,000
Commercial Paper	36960LWF8	GENERAL ELECTRIC CO	-	0.00	1.07	09/14/2017	09/15/2017	2,972	-	-	2,972
Commercial Paper	06538BWJ8	BANK TOKYO-MIT UFJ NY	-	0.00	1.26	06/22/2017	09/18/2017	29,750	-	-	29,750
Commercial Paper	36960LWJ0	GENERAL ELECTRIC CO	-	0.00	1.07	09/15/2017	09/18/2017	-	8,917	-	8,917
Commercial Paper	36960LWK7	GENERAL ELECTRIC CO	-	0.00	1.07	09/18/2017	09/19/2017	-	2,972	-	2,972
Commercial Paper	06538BWL3	BANK TOKYO-MIT UFJ NY	-	0.00	1.20	09/12/2017	09/20/2017	9,333	-	-	9,333
Commercial Paper	19416EWL7	COLGATE-PALMOLIVE CO	-	0.00	1.05	09/19/2017	09/20/2017	-	438	-	438
Commercial Paper	36960LWL5	GENERAL ELECTRIC CO	-	0.00	1.07	09/19/2017	09/20/2017	-	2,972	-	2,972
Commercial Paper	36960LWM3	GENERAL ELECTRIC CO	-	0.00	1.07	09/20/2017	09/21/2017	-	2,972	-	2,972
Commercial Paper	06538BWN9	BANK TOKYO-MIT UFJ NY	-	0.00	1.22	08/07/2017	09/22/2017	17,792	-	-	17,792
Commercial Paper	36960LWN1	GENERAL ELECTRIC CO	-	0.00	1.07	09/21/2017	09/22/2017	-	2,972	-	2,972
Commercial Paper	36960LWR2	GENERAL ELECTRIC CO	-	0.00	1.07	09/22/2017	09/25/2017	-	8,917	-	8,917
Commercial Paper	36960LWS0	GENERAL ELECTRIC CO	-	0.00	1.07	09/25/2017	09/26/2017	-	2,972	-	2,972
Commercial Paper	36960LWT8	GENERAL ELECTRIC CO	-	0.00	1.15	07/10/2017	09/27/2017	41,528	-	-	41,528
Commercial Paper	36960LWT8	GENERAL ELECTRIC CO	-	0.00	1.07	09/20/2017	09/27/2017	-	2,972	-	2,972
Commercial Paper	36960LWU5	GENERAL ELECTRIC CO	-	0.00	1.07	09/27/2017	09/28/2017	2,972	-	-	2,972
Commercial Paper	06538BX24	BANK TOKYO-MIT UFJ NY	25,000,000	0.00	1.21	09/12/2017	10/02/2017	15,965	-	-	15,965
Commercial Paper	06538BX24	BANK TOKYO-MIT UFJ NY	50,000,000	0.00	1.20	09/19/2017	10/02/2017	-	20,000	-	20,000
Commercial Paper	06538BXC2	BANK TOKYO-MIT UFJ NY	33,000,000	0.00	1.21	09/25/2017	10/12/2017	-	6,855	-	6,855
Commercial Paper	06538BXJ7	BANK TOKYO-MIT UFJ NY	40,000,000	0.00	1.23	09/20/2017	10/18/2017	-	15,033	-	15,033
Commercial Paper	47816FXQ9	JOHNSON & JOHNSON	60,000,000	0.00	1.18	07/28/2017	10/24/2017	59,000	-	-	59,000
Commercial Paper	06538BXR9	BANK TOKYO-MIT UFJ NY	15,000,000	0.00	1.25	09/05/2017	10/25/2017	13,542	-	-	13,542
Commercial Paper	06538BXR9	BANK TOKYO-MIT UFJ NY	17,000,000	0.00	1.23	09/25/2017	10/25/2017	-	3,485	-	3,485
Commercial Paper	06538BXR9	BANK TOKYO-MIT UFJ NY	25,000,000	0.00	1.25	08/23/2017	10/25/2017	26,042	-	-	26,042
Commercial Paper	06538BXR9	BANK TOKYO-MIT UFJ NY	25,000,000	0.00	1.25	08/29/2017	10/25/2017	26,042	-	-	26,042
Commercial Paper	89233GXR2	TOYOTA MOTOR CREDIT CORP	25,000,000	0.00	1.19	08/23/2017	10/25/2017	24,792	-	-	24,792
Commercial Paper	06538BXW8	BANK TOKYO-MIT UFJ NY	50,000,000	0.00	1.39	04/21/2017	10/30/2017	57,500	-	-	57,500
Commercial Paper	89233GZF6	TOYOTA MOTOR CREDIT CORP	50,000,000	0.00	1.33	04/07/2017	12/15/2017	55,000	-	-	55,000
Commercial Paper	89233GZF6	TOYOTA MOTOR CREDIT CORP	50,000,000	0.00	1.33	06/19/2017	12/15/2017	55,000	-	-	55,000
Commercial Paper	36164LEN5	GE CAPITAL TREASURY LLC	50,000,000	1.33	1.33	06/23/2017	01/22/2018	55,246	-	-	55,246
Commercial Paper	89233HC28	TOYOTA MOTOR CREDIT CORP	50,000,000	0.00	1.40	06/07/2017	03/02/2018	57,917	-	-	57,917
Commercial Paper	89233HCP7	TOYOTA MOTOR CREDIT CORP	50,000,000	0.00	1.47	06/26/2017	03/23/2018	60,417	-	-	60,417
Commercial Paper	89233HCW2	TOYOTA MOTOR CREDIT CORP	50,000,000	0.00	1.53	07/06/2017	03/30/2018	62,917	-	-	62,917
Commercial Paper	36164KEA5	GE CAPITAL TREASURY LLC	50,000,000	0.00	1.41	08/16/2017	05/10/2018	58,333	-	-	58,333
Commercial Paper	06538CF89	BANK TOKYO-MIT UFJ NY	50,000,000	0.00	1.58	09/12/2017	06/08/2018	41,167	-	-	41,167
Commercial Paper	06538CF3	BANK TOKYO-MIT UFJ NY	50,000,000	0.00	1.58	09/19/2017	06/15/2018	-	26,000	-	26,000
Subtotals			\$ 815,000,000					\$ 862,655	\$ 107,277	\$ -	\$ 969,933
Medium Term Notes	459200GJ4	IBM CORP	\$ -	5.70	1.04	03/22/2016	09/14/2017	\$ 2,727	\$ (2,172)	\$ -	\$ 556
Medium Term Notes	911312AP1	UNITED PARCEL SERVICE	2,000,000	1.13	1.01	01/28/2016	10/01/2017	1,875	(185)	-	1,690
Medium Term Notes	459200HK0	IBM CORP	11,450,000	1.25	0.90	05/06/2016	02/08/2018	11,927	(3,248)	-	8,679
Medium Term Notes	89236TDN2	TOYOTA MOTOR CREDIT CORP	50,000,000	1.56	1.56	01/09/2017	01/09/2019	65,171	-	-	65,171
Subtotals			\$ 63,450,000					\$ 81,701	\$ (5,605)	\$ -	\$ 76,096
Money Market Funds	09248U718	BLACKROCK LIQ INST GOV FUND	\$ 29,201	0.90	0.90	01/15/2013	10/01/2017	\$ 22	\$ -	\$ -	\$ 22
Money Market Funds	31607A703	FIDELITY INST GOV FUND	356,585,284	0.95	0.95	11/04/2015	10/01/2017	109,414	-	-	109,414
Money Market Funds	61747C707	MORGAN STANLEY INST GOVT FUN	555,860	0.91	0.91	12/31/2012	10/01/2017	413	-	-	413
Subtotals			\$ 357,170,345					\$ 109,850	\$ -	\$ -	\$ 109,850

Monthly Investment Earnings Pooled Fund

Type of Investment	CUSIP	Issuer Name	Par Value	Coupon	YTM ¹	Settle Date	Maturity Date	Earned Interest	Amort. Expense	Realized Gain/(Loss)	Earned Income /Net Earnings
Supranationals	459053LJ1	INTL BK RECON & DEVELOP DISCO	\$ -	0.00	1.00	08/30/2017	09/06/2017	\$ 4,861	\$ -	\$ -	\$ 4,861
Supranationals	459053LT9	INTL BK RECON & DEVELOP DISCO	-	0.00	1.01	08/30/2017	09/15/2017	9,819	-	-	9,819
Supranationals	459053ML5	INTL BK RECON & DEVELOP	16,000,000	0.00	1.06	09/22/2017	10/02/2017	-	-	-	4,240
Supranationals	459051XQ2	INTL BK RECON & DEVELOP	25,000,000	1.36	1.36	07/27/2016	01/26/2018	28,146	4,240	-	28,146
Supranationals	45950VFI4	INTL FINANCE CORP	30,000,000	1.25	1.52	11/15/2016	02/02/2018	31,320	2,189	-	33,509
Supranationals	45950VKP0	INTL FINANCE CORP	50,000,000	1.28	1.28	03/06/2017	03/06/2018	53,500	-	-	53,500
Supranationals	459058ER0	INTL BK RECON & DEVELOP	25,000,000	1.00	1.07	10/07/2015	10/05/2018	20,833	1,165	-	21,999
Supranationals	45905UJ6	INTL BANK RECON & DEVELOPMEN	25,000,000	1.30	1.56	06/02/2017	10/25/2019	27,083	5,314	-	32,398
Supranationals	45905UJ6	INTL BK RECON & DEVELOP	29,300,000	1.30	1.56	06/02/2017	10/25/2019	31,742	6,228	-	37,970
Supranationals	459058FZ1	INTL BK RECON & DEVELOP	50,000,000	1.88	1.90	03/21/2017	04/21/2020	78,125	1,158	-	79,283
Supranationals	4581X0CX4	INTER-AMERICAN DEVEL BK	25,000,000	1.63	1.70	04/12/2017	05/12/2020	33,854	1,579	-	35,433
Supranationals	459058GA5	INTL BK RECON & DEVELOPMENT	50,000,000	1.63	1.63	08/29/2017	09/04/2020	67,708	286	-	67,994
Subtotals			\$ 325,300,000					\$ 386,992	\$ 22,160	\$ -	\$ 409,152
Grand Totals			\$ 7,971,282,166					\$ 9,147,370	\$ 128,785	\$ 237,423	\$ 9,513,877

¹Yield to maturity is calculated at purchase

Investment Transactions Pooled Fund

For month ended September 30, 2017

Transaction	Settle Date	Maturity	Type of Investment	Issuer Name	CUSIP	Par Value	Coupon	YTM	Price	Interest	Transaction
Purchase	9/1/2017	9/5/2017	Federal Agencies	FED HOME LN DISCOUNT NT	313385LH7	\$ 100,000,000	0.00	0.95	\$ 99.99	\$ -	\$ 99,989,444
Purchase	9/1/2017	9/5/2017	Commercial Paper	GENERAL ELECTRIC CO	36960LW50	100,000,000	0.00	1.07	99.99	-	99,988,111
Purchase	9/1/2017	10/1/2017	Money Market Funds	BLACKROCK LIQ INST GOV F	09248U718	-	22	0.88	100.00	-	22
Purchase	9/1/2017	7/2/2018	Negotiable CDs	BANK OF MONTREAL CHICAGO	06371EMD6	50,000,000	1.50	1.50	100.00	-	50,000,000
Purchase	9/1/2017	9/1/2022	Federal Agencies	FEDERAL HOME LOAN BANK	3130AC7E8	50,000,000	2.17	2.17	100.00	-	50,000,000
Purchase	9/5/2017	9/6/2017	Federal Agencies	FED HOME LN DISCOUNT NT	313385LJ3	100,000,000	0.00	0.95	100.00	-	99,997,361
Purchase	9/5/2017	9/6/2017	Commercial Paper	GENERAL ELECTRIC CO	36960LW68	100,000,000	0.00	1.07	100.00	-	99,997,028
Purchase	9/5/2017	9/15/2017	Commercial Paper	BANK TOKYO-MIT UFJ NY	06538BW6	30,000,000	0.00	1.20	99.97	-	29,990,000
Purchase	9/5/2017	9/22/2017	Federal Agencies	FED HOME LN DISCOUNT NT	313385MA1	20,000,000	0.00	1.00	99.95	-	19,990,556
Purchase	9/5/2017	10/25/2017	Commercial Paper	BANK TOKYO-MIT UFJ NY	06538BX9	15,000,000	0.00	1.25	99.83	-	14,973,958
Purchase	9/6/2017	9/7/2017	Federal Agencies	FED HOME LN DISCOUNT NT	313385LK0	100,000,000	0.00	0.95	100.00	-	99,997,361
Purchase	9/6/2017	9/7/2017	Commercial Paper	GENERAL ELECTRIC CO	36960LW76	100,000,000	0.00	1.07	100.00	-	99,997,028
Purchase	9/7/2017	9/8/2017	Federal Agencies	FED HOME LN DISCOUNT NT	313385LL8	100,000,000	0.00	0.95	100.00	-	99,997,361
Purchase	9/7/2017	9/8/2017	Commercial Paper	GENERAL ELECTRIC CO	36960LW84	100,000,000	0.00	1.07	100.00	-	99,997,028
Purchase	9/7/2017	10/5/2017	U.S. Treasuries	TREASURY BILL	912798LW7	50,000,000	0.00	1.30	99.90	-	49,949,445
Purchase	9/7/2017	4/27/2020	Federal Agencies	FREDDIE MAC	3134GBFU1	8,800,000	1.75	1.73	100.05	55,611	8,859,571
Purchase	9/8/2017	9/11/2017	Federal Agencies	FED HOME LN DISCOUNT NT	313385LP9	100,000,000	0.00	0.97	99.99	-	99,991,917
Purchase	9/8/2017	9/11/2017	Commercial Paper	GENERAL ELECTRIC CO	36960LW87	100,000,000	0.00	1.07	99.99	-	99,991,083
Purchase	9/8/2017	9/28/2020	Federal Agencies	FEDERAL HOME LOAN BANK	3130ACE26	18,000,000	1.38	1.48	99.68	-	17,942,220
Purchase	9/8/2017	9/28/2020	Federal Agencies	FEDERAL HOME LOAN BANK	3130ACE26	30,000,000	1.38	1.48	99.68	-	29,903,700
Purchase	9/8/2017	12/15/2021	Federal Agencies	FEDERAL HOME LOAN BANK	3130ACB60	50,000,000	2.00	2.00	100.00	-	50,000,000
Purchase	9/11/2017	9/12/2017	Federal Agencies	FED HOME LN DISCOUNT NT	313385LQ7	100,000,000	0.00	0.97	100.00	-	99,997,306
Purchase	9/11/2017	9/12/2017	Commercial Paper	GENERAL ELECTRIC CO	36960LWC5	100,000,000	0.00	1.07	100.00	-	99,997,028
Purchase	9/12/2017	9/13/2017	Federal Agencies	FED HOME LN DISCOUNT NT	313385LR5	100,000,000	0.00	0.98	100.00	-	99,997,278
Purchase	9/12/2017	9/13/2017	Commercial Paper	GENERAL ELECTRIC CO	36960LWD3	100,000,000	0.00	1.07	100.00	-	99,997,028
Purchase	9/12/2017	9/20/2017	Commercial Paper	BANK TOKYO-MIT UFJ NY	06538BWL3	35,000,000	0.00	1.20	99.97	-	34,990,667
Purchase	9/12/2017	10/2/2017	Commercial Paper	BANK TOKYO-MIT UFJ NY	06538BX24	25,000,000	0.00	1.21	99.93	-	24,983,194
Purchase	9/12/2017	6/8/2018	Commercial Paper	BANK TOKYO-MIT UFJ NY	06538CF89	50,000,000	0.00	1.58	98.83	-	49,417,167
Purchase	9/12/2017	10/25/2019	Federal Agencies	FREDDIE MAC	3134GBHT2	50,000,000	1.63	1.60	100.05	309,201	50,333,701
Purchase	9/13/2017	9/14/2017	Federal Agencies	FED HOME LN DISCOUNT NT	313385LS3	100,000,000	0.00	0.98	100.00	-	99,997,278
Purchase	9/13/2017	9/14/2017	Commercial Paper	GENERAL ELECTRIC CO	36960LWE1	100,000,000	0.00	1.07	100.00	-	99,997,028
Purchase	9/14/2017	9/15/2017	Federal Agencies	FED HOME LN DISCOUNT NT	313385LT1	100,000,000	0.00	0.98	100.00	-	99,997,278
Purchase	9/14/2017	9/15/2017	Commercial Paper	GENERAL ELECTRIC CO	36960LWF8	100,000,000	0.00	1.07	100.00	-	99,997,028
Purchase	9/15/2017	9/18/2017	Federal Agencies	FED HOME LN DISCOUNT NT	313385LW4	100,000,000	0.00	1.00	99.99	-	99,991,667
Purchase	9/15/2017	9/18/2017	Commercial Paper	GENERAL ELECTRIC CO	36960LWJ0	100,000,000	0.00	1.07	99.99	-	99,991,083
Purchase	9/15/2017	6/15/2022	Federal Agencies	FREDDIE MAC	3134GBF72	50,000,000	2.01	2.01	100.00	-	50,000,000
Purchase	9/18/2017	9/19/2017	Federal Agencies	FED HOME LN DISCOUNT NT	313385LX2	100,000,000	0.00	0.98	100.00	-	99,997,278
Purchase	9/18/2017	9/19/2017	Commercial Paper	GENERAL ELECTRIC CO	36960LWK7	100,000,000	0.00	1.07	100.00	-	99,997,028
Purchase	9/18/2017	9/13/2021	Federal Agencies	FEDERAL HOME LOAN BANK	3130ACF33	25,000,000	1.88	1.95	99.71	6,510	24,934,010
Purchase	9/19/2017	9/20/2017	Commercial Paper	COLGATE-PALMOLIVE CO	19416EWL7	15,000,000	0.00	1.05	100.00	-	14,999,563
Purchase	9/19/2017	9/20/2017	Federal Agencies	FED HOME LN DISCOUNT NT	313385LY0	20,000,000	0.00	1.00	100.00	-	19,999,444
Purchase	9/19/2017	9/20/2017	Federal Agencies	FED HOME LN DISCOUNT NT	313385LY0	100,000,000	0.00	1.00	100.00	-	99,997,222
Purchase	9/19/2017	9/20/2017	Commercial Paper	GENERAL ELECTRIC CO	36960LWL5	100,000,000	0.00	1.07	100.00	-	99,997,028
Purchase	9/19/2017	10/2/2017	Commercial Paper	BANK TOKYO-MIT UFJ NY	06538BX24	50,000,000	0.00	1.20	99.96	-	49,978,333
Purchase	9/19/2017	6/15/2018	Commercial Paper	BANK TOKYO-MIT UFJ NY	06538CF33	50,000,000	0.00	1.58	98.83	-	49,417,167
Purchase	9/20/2017	9/21/2017	Federal Agencies	FED HOME LN DISCOUNT NT	313385LZ7	100,000,000	0.00	1.00	100.00	-	99,997,222
Purchase	9/20/2017	9/21/2017	Commercial Paper	GENERAL ELECTRIC CO	36960LWM3	100,000,000	0.00	1.07	100.00	-	99,997,028
Purchase	9/20/2017	10/18/2017	Commercial Paper	BANK TOKYO-MIT UFJ NY	06538BXJ7	40,000,000	0.00	1.23	99.90	-	39,961,733
Purchase	9/20/2017	3/20/2020	Federal Agencies	FEDERAL FARM CREDIT BANK	3133EHZ6	20,000,000	1.45	1.49	99.90	-	19,979,400
Purchase	9/20/2017	2/10/2021	Federal Agencies	FEDERAL HOME LOAN BANK	3130AC2K9	50,200,000	1.87	1.88	99.98	104,304	50,294,264
Purchase	9/21/2017	9/22/2017	Federal Agencies	FED HOME LN DISCOUNT NT	313385MA1	100,000,000	0.00	1.00	100.00	-	99,997,222
Purchase	9/21/2017	9/22/2017	Commercial Paper	GENERAL ELECTRIC CO	36960LWN1	100,000,000	0.00	1.07	100.00	-	99,997,028

Investment Transactions Pooled Fund

Transaction	Settle Date	Maturity	Type of Investment	Issuer Name	CUSIP	Par Value	Coupon	YTM	Price	Interest	Transaction
Purchase	9/22/2017	9/25/2017	Federal Agencies	FED HOME LN DISCOUNT NT	313385MD5	35,000,000	0.00	1.00	99.99	-	34,997,083
Purchase	9/22/2017	9/25/2017	Federal Agencies	FED HOME LN DISCOUNT NT	313385MD5	100,000,000	0.00	1.00	99.99	-	99,991,667
Purchase	9/22/2017	9/25/2017	Commercial Paper	GENERAL ELECTRIC CO	36960LWR2	100,000,000	0.00	1.07	99.99	-	99,991,083
Purchase	9/22/2017	10/2/2017	Supranationals	INTL BK RECON & DEVELOP	459053ML5	16,000,000	0.00	1.06	99.97	-	15,995,289
Purchase	9/25/2017	9/26/2017	Federal Agencies	FED HOME LN DISCOUNT NT	313385ME3	100,000,000	0.00	1.00	100.00	-	99,997,222
Purchase	9/25/2017	9/26/2017	Commercial Paper	GENERAL ELECTRIC CO	36960LWS0	100,000,000	0.00	1.07	100.00	-	99,997,028
Purchase	9/25/2017	10/1/2017	Money Market Funds	FIDELITY INST GOV FUND	31607A703	80,000,000	0.95	0.95	100.00	-	80,000,000
Purchase	9/25/2017	10/12/2017	Commercial Paper	BANK TOKYO-MIT UFJ NY	06538BXC2	33,000,000	0.00	1.21	99.94	-	32,981,144
Purchase	9/25/2017	10/25/2017	Commercial Paper	BANK TOKYO-MIT UFJ NY	06538BXR9	17,000,000	0.00	1.23	99.90	-	16,982,575
Purchase	9/26/2017	9/27/2017	Federal Agencies	FED HOME LN DISCOUNT NT	313385MF0	100,000,000	0.00	1.00	100.00	-	99,997,222
Purchase	9/26/2017	9/27/2017	Commercial Paper	GENERAL ELECTRIC CO	36960LW78	100,000,000	0.00	1.07	100.00	-	99,997,028
Purchase	9/27/2017	9/28/2017	Federal Agencies	FED HOME LN DISCOUNT NT	313385MG8	100,000,000	0.00	1.00	100.00	-	99,997,222
Purchase	9/27/2017	9/28/2017	Commercial Paper	GENERAL ELECTRIC CO	36960LWU5	100,000,000	0.00	1.07	100.00	-	99,997,028
Purchase	9/27/2017	10/1/2017	Money Market Funds	FIDELITY INST GOV FUND	31607A703	175,000,000	0.95	0.95	100.00	-	175,000,000
Purchase	9/28/2017	9/29/2017	Federal Agencies	FED HOME LN DISCOUNT NT	313385MH6	100,000,000	0.00	0.98	100.00	-	99,997,278
Purchase	9/29/2017	10/4/2017	Federal Agencies	FED HOME LN DISCOUNT NT	313385MN3	70,000,000	0.00	0.90	99.99	-	69,991,250
Purchase	9/29/2017	6/29/2021	Federal Agencies	FREDDIE MAC	3134GBJ60	50,000,000	1.90	1.90	100.00	-	50,000,000
Purchase	9/30/2017	10/1/2017	Money Market Funds	FIDELITY INST GOV FUND	31607A703	109,414	0.95	0.95	100.00	-	109,414
Purchase	9/30/2017	10/1/2017	Money Market Funds	MORGAN STANLEY INST GOVT	61747C707	413	0.91	0.91	100.00	-	413
Subtotals						\$4,978,109,849	0.21	1.11	\$ 99.96	\$ 475,627	\$4,976,798,840
Sale	9/1/2017	10/1/2017	Money Market Funds	MORGAN STANLEY INST GOVT	61747C707	\$ 50,000,000	0.91	0.91	\$ 100.00	\$ -	\$ 50,000,000
Sale	9/1/2017	6/22/2018	Federal Agencies	FARMER MAC	3132X0LZ2	25,000,000	1.30	1.30	100.12	8,993	25,039,743
Sale	9/5/2017	10/5/2017	Federal Agencies	FANNIE MAE	3135G0F57	25,000,000	1.24	1.42	100.02	-	25,004,820
Sale	9/7/2017	10/19/2017	Federal Agencies	FEDERAL FARM CREDIT BANK	3133EET59	30,000,000	1.26	1.25	100.03	19,959	30,029,130
Sale	9/8/2017	10/5/2017	U.S. Treasuries	TREASURY BILL	912796LW7	50,000,000	0.00	1.30	99.93	-	49,962,500
Sale	9/12/2017	5/3/2018	Federal Agencies	FEDERAL FARM CREDIT BANK	3133EEU40	69,000,000	1.27	1.28	100.12	21,936	69,105,030
Sale	9/18/2017	10/12/2017	U.S. Treasuries	TREASURY BILL	912796KR9	75,000,000	0.00	0.95	99.94	-	74,952,550
Sale	9/19/2017	10/5/2017	U.S. Treasuries	TREASURY BILL	912796LW7	75,000,000	1.23	1.06	99.96	-	74,969,667
Sale	9/19/2017	3/26/2018	Federal Agencies	FEDERAL FARM CREDIT BANK	3133EEQ86	50,000,000	1.24	1.32	100.08	147,847	50,189,120
Sale	9/22/2017	3/26/2018	Federal Agencies	FEDERAL FARM CREDIT BANK	3133EEQ86	50,000,000	1.25	1.32	100.10	153,097	50,200,834
Subtotals						\$ 499,000,000	0.90	1.18	\$ 100.02	\$ 351,833	\$ 499,453,394
Call	9/12/2017	6/12/2020	Federal Agencies	FREDDIE MAC	3134GBC68	\$ 50,000,000	1.71	1.71	100.00	\$ 213,750	\$ 50,213,750
Call	9/20/2017	3/20/2019	Federal Agencies	FREDDIE MAC	3134GBAK8	25,000,000	1.05	1.05	100.00	-	25,000,000
Call	9/20/2017	3/20/2020	Federal Agencies	FREDDIE MAC	3134GA6R0	10,150,000	1.25	1.25	100.00	-	10,150,000
Call	9/20/2017	3/20/2020	Federal Agencies	FREDDIE MAC	3134GBAH5	25,000,000	1.10	1.10	100.00	-	25,000,000
Call	9/27/2017	3/27/2020	Federal Agencies	FREDDIE MAC	3134GBAZ5	1,375,000	1.25	1.25	100.00	-	1,375,000
Call	9/27/2017	3/27/2020	Federal Agencies	FREDDIE MAC	3134GBAZ5	25,000,000	1.25	1.25	100.00	-	25,000,000
Call	9/27/2017	3/27/2020	Federal Agencies	FREDDIE MAC	3134GBBR2	25,000,000	1.25	1.25	100.00	-	25,000,000
Call	9/29/2017	3/29/2019	Federal Agencies	FANNIE MAE	3136G3FC4	6,250,000	1.00	1.00	100.00	-	6,250,000
Subtotals						\$ 167,775,000	0.51	0.51	\$ 100.00	\$ 213,750	\$ 167,988,750
Maturity	9/1/2017	9/1/2017	Negotiable CDs	BANK OF MONTREAL CHICAGO	06371EHE0	\$ 50,000,000	1.24	1.24	100.00	\$ 53,389	\$ 50,053,389
Maturity	9/1/2017	9/1/2017	Commercial Paper	BANK TOKYO-MIT UFJ NY	06538BW17	75,000,000	0.00	1.23	100.00	-	75,000,000
Maturity	9/1/2017	9/1/2017	Commercial Paper	GENERAL ELECTRIC CO	36960LW19	100,000,000	0.00	1.07	100.00	-	100,000,000
Maturity	9/5/2017	9/5/2017	Federal Agencies	FED HOME LN DISCOUNT NT	313385LH7	100,000,000	0.00	0.95	100.00	-	100,000,000
Maturity	9/5/2017	9/5/2017	Commercial Paper	GENERAL ELECTRIC CO	36960LW50	100,000,000	0.00	1.07	100.00	-	100,000,000
Maturity	9/6/2017	9/6/2017	Federal Agencies	FED HOME LN DISCOUNT NT	313385LJ3	100,000,000	0.00	0.95	100.00	-	100,000,000
Maturity	9/6/2017	9/6/2017	Commercial Paper	GENERAL ELECTRIC CO	36960LW68	100,000,000	0.00	1.07	100.00	-	100,000,000
Maturity	9/6/2017	9/6/2017	Supranationals	INTL BK RECON & DEVELOP	459053LJ1	35,000,000	0.00	1.00	100.00	-	35,000,000
Maturity	9/7/2017	9/7/2017	Commercial Paper	BANK TOKYO-MIT UFJ NY	06538BW74	50,000,000	0.00	1.24	100.00	-	50,000,000
Maturity	9/7/2017	9/7/2017	Federal Agencies	FED HOME LN DISCOUNT NT	313385LK0	100,000,000	0.00	0.95	100.00	-	100,000,000
Maturity	9/7/2017	9/7/2017	Commercial Paper	GENERAL ELECTRIC CO	36960LW76	100,000,000	0.00	1.07	100.00	-	100,000,000

Investment Transactions Pooled Fund

Transaction	Settle Date	Maturity	Type of Investment	Issuer Name	CUSIP	Par Value	Coupon	YTM	Price	Interest	Transaction
Maturity	9/8/2017	9/8/2017	Commercial Paper	BANK TOKYO-MIT UFJ NY	06538BW82	50,000,000	0.00	1.20	100.00		50,000,000
Maturity	9/8/2017	9/8/2017	Federal Agencies	FEDERAL HOME LOAN BANK	313370SZ2	3,470,000	2.25	0.94	100.00	39,038	3,509,038
Maturity	9/8/2017	9/8/2017	Federal Agencies	FED HOME LN DISCOUNT NT	313385LL8	100,000,000	0.00	0.95	100.00		100,000,000
Maturity	9/8/2017	9/8/2017	Commercial Paper	GENERAL ELECTRIC CO	36960LW84	100,000,000	0.00	1.07	100.00		100,000,000
Maturity	9/11/2017	9/11/2017	Federal Agencies	FED HOME LN DISCOUNT NT	313385LP9	100,000,000	0.00	0.97	100.00		100,000,000
Maturity	9/11/2017	9/11/2017	Commercial Paper	GENERAL ELECTRIC CO	36960LWB7	100,000,000	0.00	1.07	100.00		100,000,000
Maturity	9/12/2017	9/12/2017	Commercial Paper	BANK TOKYO-MIT UFJ NY	06538BWC3	50,000,000	0.00	1.23	100.00		50,000,000
Maturity	9/12/2017	9/12/2017	Federal Agencies	FED HOME LN DISCOUNT NT	313385LQ7	100,000,000	0.00	0.97	100.00		100,000,000
Maturity	9/12/2017	9/12/2017	Commercial Paper	GENERAL ELECTRIC CO	36960LWC5	100,000,000	0.00	1.07	100.00		100,000,000
Maturity	9/13/2017	9/13/2017	Federal Agencies	FED HOME LN DISCOUNT NT	313385LR5	100,000,000	0.00	0.98	100.00		100,000,000
Maturity	9/13/2017	9/13/2017	Commercial Paper	GENERAL ELECTRIC CO	36960LWD3	100,000,000	0.00	1.07	100.00		100,000,000
Maturity	9/14/2017	9/14/2017	Federal Agencies	FED HOME LN DISCOUNT NT	313385LS3	100,000,000	0.00	0.98	100.00		100,000,000
Maturity	9/14/2017	9/14/2017	Commercial Paper	GENERAL ELECTRIC CO	36960LWE1	100,000,000	0.00	1.07	100.00		100,000,000
Maturity	9/14/2017	9/14/2017	Medium Term Notes	IBM CORP	459200GJ4	1,325,000	5.70	1.04	100.00	37,763	1,362,763
Maturity	9/15/2017	9/15/2017	Commercial Paper	BANK TOKYO-MIT UFJ NY	06538BWF6	30,000,000	0.00	1.20	100.00		30,000,000
Maturity	9/15/2017	9/15/2017	Federal Agencies	FED HOME LN DISCOUNT NT	313385LT1	100,000,000	0.00	0.98	100.00		100,000,000
Maturity	9/15/2017	9/15/2017	Commercial Paper	GENERAL ELECTRIC CO	36960LWF8	100,000,000	0.00	1.07	100.00		100,000,000
Maturity	9/15/2017	9/15/2017	Supranationals	INTL BK RECON & DEVELOP	459053LT9	25,000,000	0.00	1.01	100.00		25,000,000
Maturity	9/18/2017	9/18/2017	Negotiable CDs	BANK OF MONTREAL CHICAGO	06427KWM5	50,000,000	1.20	1.20	100.00	273,333	50,273,333
Maturity	9/18/2017	9/18/2017	Commercial Paper	BANK TOKYO-MIT UFJ NY	06538BWJ8	50,000,000	0.00	1.26	100.00		50,000,000
Maturity	9/18/2017	9/18/2017	Federal Agencies	FED HOME LN DISCOUNT NT	313385LW4	100,000,000	0.00	1.00	100.00	-	100,000,000
Maturity	9/18/2017	9/18/2017	Commercial Paper	GENERAL ELECTRIC CO	36960LWJ0	100,000,000	0.00	1.07	100.00	-	100,000,000
Maturity	9/19/2017	9/19/2017	Federal Agencies	FED HOME LN DISCOUNT NT	313385LX2	100,000,000	0.00	0.98	100.00	-	100,000,000
Maturity	9/19/2017	9/19/2017	Commercial Paper	GENERAL ELECTRIC CO	36960LWK7	100,000,000	0.00	1.07	100.00	-	100,000,000
Maturity	9/20/2017	9/20/2017	Commercial Paper	BANK TOKYO-MIT UFJ NY	06538BWL3	35,000,000	0.00	1.20	100.00	-	35,000,000
Maturity	9/20/2017	9/20/2017	Commercial Paper	COLGATE-PALMOLIVE CO	19416EWL7	15,000,000	0.00	1.05	100.00	-	15,000,000
Maturity	9/20/2017	9/20/2017	Federal Agencies	FED HOME LN DISCOUNT NT	313385LY0	20,000,000	0.00	1.00	100.00	-	20,000,000
Maturity	9/20/2017	9/20/2017	Federal Agencies	FED HOME LN DISCOUNT NT	313385LY0	100,000,000	0.00	1.00	100.00	-	100,000,000
Maturity	9/20/2017	9/20/2017	Commercial Paper	GENERAL ELECTRIC CO	36960LWL5	100,000,000	0.00	1.07	100.00	-	100,000,000
Maturity	9/21/2017	9/21/2017	Federal Agencies	FED HOME LN DISCOUNT NT	313385LZ7	100,000,000	0.00	1.00	100.00	-	100,000,000
Maturity	9/21/2017	9/21/2017	Commercial Paper	GENERAL ELECTRIC CO	36960LWM3	100,000,000	0.00	1.07	100.00	-	100,000,000
Maturity	9/22/2017	9/22/2017	Commercial Paper	BANK TOKYO-MIT UFJ NY	06538BWN9	25,000,000	0.00	1.22	100.00	-	25,000,000
Maturity	9/22/2017	9/22/2017	Federal Agencies	FED HOME LN DISCOUNT NT	313385MA1	20,000,000	0.00	1.00	100.00	-	20,000,000
Maturity	9/22/2017	9/22/2017	Federal Agencies	FED HOME LN DISCOUNT NT	313385MA1	100,000,000	0.00	1.00	100.00	-	100,000,000
Maturity	9/22/2017	9/22/2017	Commercial Paper	GENERAL ELECTRIC CO	36960LWN1	100,000,000	0.00	1.07	100.00	-	100,000,000
Maturity	9/25/2017	9/25/2017	Negotiable CDs	BANK OF NOVA SCOTIA HOUS	06417HUR5	50,000,000	1.57	1.57	100.00	197,869	50,197,869
Maturity	9/25/2017	9/25/2017	Federal Agencies	FED HOME LN DISCOUNT NT	313385MD5	35,000,000	0.00	1.00	100.00	-	35,000,000
Maturity	9/25/2017	9/25/2017	Federal Agencies	FED HOME LN DISCOUNT NT	313385MD5	100,000,000	0.00	1.00	100.00	-	100,000,000
Maturity	9/25/2017	9/25/2017	Commercial Paper	GENERAL ELECTRIC CO	36960LWR2	100,000,000	0.00	1.07	100.00	-	100,000,000
Maturity	9/26/2017	9/26/2017	Federal Agencies	FED HOME LN DISCOUNT NT	313385ME3	100,000,000	0.00	1.00	100.00	-	100,000,000
Maturity	9/26/2017	9/26/2017	Commercial Paper	GENERAL ELECTRIC CO	36960LWS0	100,000,000	0.00	1.07	100.00	-	100,000,000
Maturity	9/27/2017	9/27/2017	Federal Agencies	FED HOME LN DISCOUNT NT	313385MF0	100,000,000	0.00	1.00	100.00	-	100,000,000
Maturity	9/27/2017	9/27/2017	Commercial Paper	GENERAL ELECTRIC CO	36960LWT8	50,000,000	0.00	1.15	100.00	-	50,000,000
Maturity	9/27/2017	9/27/2017	Commercial Paper	GENERAL ELECTRIC CO	36960LWT8	100,000,000	0.00	1.07	100.00	-	100,000,000
Maturity	9/28/2017	9/28/2017	Federal Agencies	FED HOME LN DISCOUNT NT	313385MG8	100,000,000	0.00	1.00	100.00	-	100,000,000
Maturity	9/28/2017	9/28/2017	Commercial Paper	GENERAL ELECTRIC CO	36960LWU5	100,000,000	0.00	1.07	100.00	-	100,000,000
Maturity	9/29/2017	9/29/2017	Federal Agencies	FED HOME LN DISCOUNT NT	313385MH6	100,000,000	0.00	0.98	100.00	-	100,000,000
Maturity	9/29/2017	9/29/2017	Federal Agencies	FREDDIE MAC	3137EADL0	25,000,000	1.00	1.22	100.00	125,000	25,125,000
Subtotals						\$4,544,795,000	0.05	1.05	\$ -	\$ 726,392	\$4,545,521,392

Investment Transactions Pooled Fund

Transaction	Settle Date	Maturity	Type of Investment	Issuer Name	CUSIP	Par Value	Coupon	YTM	Price	Interest	Transaction
Interest	9/1/2017	10/1/2017	Money Market Funds	BLACKROCK LIQ INST GOV F	09248U718	\$ 29,201	0.88	0.88	0.00	0.00	\$ 22
Interest	9/1/2017	3/1/2018	Federal Agencies	FARMER MAC	3132X0JL6	50,000,000	0.88	0.88	0.00	0.00	218,750
Interest	9/2/2017	2/2/2018	Federal Agencies	FEDERAL FARM CREDIT BANK	3133EEMH0	4,000,000	1.28	1.31	0.00	0.00	4,415
Interest	9/2/2017	2/2/2018	Federal Agencies	FEDERAL FARM CREDIT BANK	3133EEMH0	35,000,000	1.28	1.40	0.00	0.00	38,628
Interest	9/2/2017	1/2/2019	Federal Agencies	FEDERAL FARM CREDIT BANK	3133EGDM4	25,000,000	1.39	1.39	0.00	0.00	29,960
Interest	9/2/2017	12/2/2019	Federal Agencies	FEDERAL FARM CREDIT BANK	3133EGN43	50,000,000	1.39	1.39	0.00	0.00	59,919
Interest	9/2/2017	11/2/2020	Federal Agencies	FARMER MAC	3132X0KR1	25,000,000	1.43	1.43	0.00	0.00	30,821
Interest	9/3/2017	5/3/2018	Federal Agencies	FEDERAL FARM CREDIT BANK	3133EEU40	69,000,000	1.27	1.28	0.00	0.00	75,558
Interest	9/3/2017	1/3/2019	Federal Agencies	FEDERAL FARM CREDIT BANK	3133EG2V6	25,000,000	1.28	1.28	0.00	0.00	27,592
Interest	9/3/2017	1/3/2020	Federal Agencies	FARMER MAC	3132X0PG0	50,000,000	1.30	1.30	0.00	0.00	56,044
Interest	9/5/2017	10/5/2017	Federal Agencies	FANNIE MAE	3135G0F57	-	1.24	1.42	0.00	0.00	26,707
Interest	9/5/2017	2/2/2018	Supranationals	INTL FINANCE CORP	45950VFH4	30,000,000	1.25	1.47	0.00	0.00	35,400
Interest	9/5/2017	2/5/2018	Federal Agencies	FEDERAL FARM CREDIT BANK	3133EEA00	25,000,000	1.27	1.27	0.00	0.00	27,352
Interest	9/5/2017	2/5/2018	Federal Agencies	FEDERAL FARM CREDIT BANK	3133EEA00	25,000,000	1.27	1.34	0.00	0.00	27,352
Interest	9/5/2017	2/5/2018	Federal Agencies	FEDERAL FARM CREDIT BANK	3133EEA00	50,000,000	1.27	1.34	0.00	0.00	54,705
Interest	9/5/2017	4/5/2018	Negotiable CDs	ROYAL BANK OF CANADA NY	78009NW36	50,000,000	1.38	1.38	0.00	0.00	55,606
Interest	9/5/2017	7/2/2018	Negotiable CDs	BANK OF MONTREAL CHICAGO	06371EDT1	50,000,000	1.43	1.43	0.00	0.00	67,607
Interest	9/5/2017	7/2/2018	Negotiable CDs	WESTPAC BANKING CORP NY	96121T3R7	50,000,000	1.38	1.38	0.00	0.00	65,246
Interest	9/6/2017	12/6/2017	Negotiable CDs	TORONTO DOMINION BANK NY	89113WQ9N	50,000,000	1.52	1.52	0.00	0.00	194,542
Interest	9/6/2017	3/6/2018	Supranationals	INTL FINANCE CORP	45950VKP0	50,000,000	1.28	1.28	0.00	0.00	53,500
Interest	9/8/2017	12/8/2017	Negotiable CDs	BANK OF MONTREAL CHICAGO	06427KJV0	50,000,000	1.52	1.52	0.00	0.00	194,094
Interest	9/8/2017	12/8/2017	Negotiable CDs	ROYAL BANK OF CANADA NY	78009NL61	50,000,000	1.52	1.52	0.00	0.00	194,094
Interest	9/8/2017	6/8/2018	Federal Agencies	FEDERAL FARM CREDIT BANK	3133EFCT2	25,000,000	1.28	1.28	0.00	0.00	27,639
Interest	9/8/2017	6/8/2018	Federal Agencies	FEDERAL FARM CREDIT BANK	3133EFCT2	50,000,000	1.28	1.28	0.00	0.00	55,279
Interest	9/8/2017	3/8/2019	Negotiable CDs	BANK OF MONTREAL CHICAGO	06427KSW8	27,838,000	1.50	1.50	0.00	0.00	106,641
Interest	9/8/2017	12/8/2021	Federal Agencies	FEDERAL FARM CREDIT BANK	3133EGS97	25,000,000	1.50	1.50	0.00	0.00	32,268
Interest	9/8/2017	12/8/2021	Federal Agencies	FEDERAL FARM CREDIT BANK	3133EGS97	25,000,000	1.50	1.50	0.00	0.00	32,268
Interest	9/9/2017	2/9/2018	Federal Agencies	FEDERAL FARM CREDIT BANK	3133EFNK9	25,000,000	1.31	1.35	0.00	0.00	28,177
Interest	9/9/2017	8/9/2019	Federal Agencies	FEDERAL FARM CREDIT BANK	3133EGED3	25,000,000	1.41	1.41	0.00	0.00	30,438
Interest	9/9/2017	8/9/2019	Federal Agencies	FEDERAL FARM CREDIT BANK	3133EGED3	25,000,000	1.41	1.41	0.00	0.00	30,438
Interest	9/11/2017	6/11/2018	Federal Agencies	FEDERAL FARM CREDIT BANK	3133EEW48	50,000,000	1.27	1.28	0.00	0.00	54,848
Interest	9/12/2017	6/12/2018	Negotiable CDs	ROYAL BANK OF CANADA NY	78009NU46	50,000,000	1.36	1.36	0.00	0.00	173,536
Interest	9/13/2017	11/13/2017	Federal Agencies	FEDERAL FARM CREDIT BANK	3133EEBR0	25,000,000	1.26	1.48	0.00	0.00	27,101
Interest	9/13/2017	3/13/2020	Federal Agencies	FEDERAL HOME LOAN BANK	313378J77	15,710,000	1.88	1.56	0.00	0.00	147,281
Interest	9/14/2017	9/14/2018	Federal Agencies	FEDERAL FARM CREDIT BANK	3133EGFQ3	25,000,000	0.88	0.91	0.00	0.00	109,375
Interest	9/16/2017	4/16/2018	Federal Agencies	FEDERAL FARM CREDIT BANK	3133EEZC7	50,000,000	1.28	1.30	0.00	0.00	55,016
Interest	9/17/2017	10/17/2018	Federal Agencies	FEDERAL FARM CREDIT BANK	3133EGFK6	25,000,000	1.36	1.36	0.00	0.00	29,242
Interest	9/17/2017	10/17/2018	Federal Agencies	FEDERAL FARM CREDIT BANK	3133EGFK6	25,000,000	1.36	1.36	0.00	0.00	29,242
Interest	9/18/2017	10/16/2017	Negotiable CDs	BANK OF MONTREAL CHICAGO	06427KW29	50,000,000	1.38	1.38	0.00	0.00	63,148
Interest	9/19/2017	12/19/2017	Negotiable CDs	ROYAL BANK OF CANADA NY	78009NM60	50,000,000	1.62	1.62	0.00	0.00	200,284
Interest	9/19/2017	7/19/2018	Federal Agencies	FEDERAL FARM CREDIT BANK	3133EGBQ7	25,000,000	1.37	1.37	0.00	0.00	29,290
Interest	9/19/2017	7/19/2018	Federal Agencies	FEDERAL FARM CREDIT BANK	3133EGBQ7	25,000,000	1.37	1.37	0.00	0.00	29,290
Interest	9/19/2017	3/19/2019	Federal Agencies	FARMER MAC	3132X0ED9	40,000,000	1.39	1.39	0.00	0.00	136,716
Interest	9/20/2017	12/20/2017	Negotiable CDs	ROYAL BANK OF CANADA NY	78009NS56	50,000,000	1.49	1.49	0.00	0.00	62,107
Interest	9/20/2017	6/20/2018	Federal Agencies	FEDERAL FARM CREDIT BANK	3133EGGC3	25,000,000	1.35	1.35	0.00	0.00	29,075

Investment Transactions Pooled Fund


Transaction	Settle Date	Maturity	Type of Investment	Issuer Name	CUSIP	Par Value	Coupon	YTM	Price	Interest	Transaction
Interest	9/20/2017	3/20/2019	Federal Agencies	FREDDIE MAC	3134GBAK8	25,000,000	1.05	1.05	0.00	0.00	131,250
Interest	9/20/2017	8/20/2019	Federal Agencies	FEDERAL FARM CREDIT BANK	3133EGX67	50,000,000	1.35	1.35	0.00	0.00	58,149
Interest	9/20/2017	3/20/2020	Federal Agencies	FREDDIE MAC	3134GA6R0	10,150,000	1.25	1.25	0.00	0.00	63,438
Interest	9/20/2017	3/20/2020	Federal Agencies	FREDDIE MAC	3134GBAH5	25,000,000	1.10	1.10	0.00	0.00	137,500
Interest	9/21/2017	3/21/2018	Public Time Deposits	TRANS-PAC NATIONAL BK	PP9F2HFF8	240,000	1.35	1.35	0.00	0.00	817
Interest	9/21/2017	12/21/2020	Federal Agencies	FEDERAL FARM CREDIT BANK	3133EGX75	50,000,000	1.42	1.42	0.00	0.00	61,163
Interest	9/22/2017	3/22/2018	Federal Agencies	FEDERAL FARM CREDIT BANK	3133EEN71	50,000,000	1.27	1.30	0.00	0.00	54,681
Interest	9/22/2017	3/22/2021	Federal Agencies	FEDERAL HOME LOAN BANK	3130AAYP7	8,585,000	2.20	2.17	0.00	0.00	94,435
Interest	9/23/2017	9/23/2019	Federal Agencies	FREDDIE MAC	3134GAHR8	25,000,000	1.13	1.13	0.00	0.00	70,313
Interest	9/24/2017	12/24/2020	Federal Agencies	FEDERAL FARM CREDIT BANK	3133EFTX5	100,000,000	1.57	1.57	0.00	0.00	134,859
Interest	9/25/2017	1/22/2018	Commercial Paper	GE CAPITAL TREASURY LLC	36164LEN5	50,000,000	1.33	1.33	0.00	0.00	60,755
Interest	9/25/2017	7/24/2018	Negotiable CDs	ROYAL BANK OF CANADA NY	78009NX50	50,000,000	1.44	1.44	0.00	0.00	63,827
Interest	9/25/2017	2/25/2019	Federal Agencies	FEDERAL FARM CREDIT BANK	3133EGBU8	50,000,000	1.41	1.41	0.00	0.00	60,684
Interest	9/25/2017	1/25/2021	Federal Agencies	FEDERAL FARM CREDIT BANK	3133EG4T9	20,000,000	1.39	1.39	0.00	0.00	24,015
Interest	9/25/2017	1/25/2021	Federal Agencies	FEDERAL FARM CREDIT BANK	3133EG4T9	20,000,000	1.39	1.39	0.00	0.00	24,015
Interest	9/26/2017	1/26/2018	Supranationals	INTL BK RECON & DEVELOP	45905UXQ2	25,000,000	1.35	1.35	0.00	0.00	26,250
Interest	9/26/2017	3/26/2018	Federal Agencies	FEDERAL FARM CREDIT BANK	3133EFW68	25,000,000	1.39	1.41	0.00	0.00	30,007
Interest	9/26/2017	7/26/2018	Negotiable CDs	WESTPAC BANKING CORP NY	96121T3W6	50,000,000	1.38	1.38	0.00	0.00	53,818
Interest	9/27/2017	9/27/2019	Federal Agencies	FANNIE MAE	3135GQQ30	50,000,000	1.18	1.18	0.00	0.00	295,000
Interest	9/27/2017	3/27/2020	Federal Agencies	FREDDIE MAC	3134GBAZ5	1,375,000	1.25	1.25	0.00	0.00	8,594
Interest	9/27/2017	3/27/2020	Federal Agencies	FREDDIE MAC	3134GBAZ5	25,000,000	1.25	1.25	0.00	0.00	156,250
Interest	9/27/2017	3/27/2020	Federal Agencies	FREDDIE MAC	3134GBBR2	25,000,000	1.25	1.25	0.00	0.00	156,250
Interest	9/28/2017	12/28/2017	Negotiable CDs	WESTPAC BANKING CORP NY	96121T2D9	50,000,000	1.74	1.74	0.00	0.00	72,662
Interest	9/28/2017	9/28/2018	Federal Agencies	FEDERAL HOME LOAN BANK	3130A9C90	25,000,000	1.05	1.05	0.00	0.00	131,250
Interest	9/28/2017	9/28/2020	Federal Agencies	FEDERAL HOME LOAN BANK	3130ACE26	18,000,000	1.38	1.48	0.00	0.00	13,750
Interest	9/28/2017	9/28/2020	Federal Agencies	FEDERAL HOME LOAN BANK	3130ACE26	30,000,000	1.38	1.48	0.00	0.00	22,917
Interest	9/29/2017	1/29/2018	Negotiable CDs	BANK OF MONTREAL CHICAGO	06427KY84	25,000,000	1.38	1.38	0.00	0.00	29,792
Interest	9/29/2017	3/29/2019	Federal Agencies	FANNIE MAE	3136G3FC4	8,250,000	1.00	1.00	0.00	0.00	31,250
Interest	9/30/2017	10/1/2017	Money Market Funds	FIDELITY INST GOV FUND	31607A703	56,585,284	0.95	0.95	0.00	0.00	109,414
Interest	9/30/2017	10/1/2017	Money Market Funds	MORGAN STANLEY INST GOVT	61747C707	555,860	0.91	0.91	0.00	0.00	413
Subtotals						\$2,518,318,345	1.35	1.36	\$	-	\$ 5,234,128
Grand Totals		71	Purchases								
		(10)	Sales								
		(67)	Maturities / Calls								
		(6)	Change in number of positions								

City and County of San Francisco

Office of the Controller – City Services Auditor

PORT COMMISSION:

**Mama Franceschi, L.P., dba
Capurro's, Underpaid \$682 in Rent
to the Port for 2011 Through 2013**



October 11, 2017

BOS-1

(2)

**OFFICE OF THE CONTROLLER
CITY SERVICES AUDITOR**

The City Services Auditor (CSA) was created in the Office of the Controller through an amendment to the Charter of the City and County of San Francisco (City) that voters approved in November 2003. Charter Appendix F grants CSA broad authority to:

- Report on the level and effectiveness of San Francisco's public services and benchmark the City to other public agencies and jurisdictions.
- Conduct financial and performance audits of city departments, contractors, and functions to assess efficiency and effectiveness of processes and services.
- Operate a whistleblower hotline and website and investigate reports of waste, fraud, and abuse of city resources.
- Ensure the financial integrity and improve the overall performance and efficiency of city government.

CSA may conduct financial audits, attestation engagements, and performance audits. Financial audits address the financial integrity of both city departments and contractors and provide reasonable assurance about whether financial statements are presented fairly in all material aspects in conformity with generally accepted accounting principles. Attestation engagements examine, review, or perform procedures on a broad range of subjects such as internal controls; compliance with requirements of specified laws, regulations, rules, contracts, or grants; and the reliability of performance measures. Performance audits focus primarily on assessment of city services and processes, providing recommendations to improve department operations.

CSA conducts its audits in accordance with the Government Auditing Standards published by the U.S. Government Accountability Office (GAO). These standards require:

- Independence of audit staff and the audit organization.
- Objectivity of the auditors performing the work.
- Competent staff, including continuing professional education.
- Quality control procedures to provide reasonable assurance of compliance with the auditing standards.

For questions about the report, please contact Chief Audit Executive Tonia Lediju at Tonia.Lediju@sfgov.org or 415-554-5393 or CSA at 415-554-7469.

CSA Audit Team: Winnie Woo, Senior Auditor

Audit Consultants: KPMG LLP



CITY AND COUNTY OF SAN FRANCISCO
OFFICE OF THE CONTROLLER

Ben Rosenfield
Controller

Todd Rydstrom
Deputy Controller

October 11, 2017

San Francisco Port Commission
Pier 1, The Embarcadero
San Francisco, CA 94111

Ms. Elaine Forbes
Executive Director
Port of San Francisco
Pier 1, The Embarcadero
San Francisco, CA 94111

Dear Commission President, Commissioners, and Ms. Forbes:

The City and County of San Francisco's Port Commission (Port), which oversees the Port of San Francisco, coordinates with the Office of the Controller's City Services Auditor Division (CSA) to conduct periodic concession and compliance audits of Port tenants. CSA engaged KPMG LLP (KPMG) to audit Port tenants to determine whether they comply with the reporting, payment, and other selected provisions of their leases.

CSA presents the report for the audit of Mama Franceschi, L.P., dba Capurro's (Capurro's) prepared by KPMG. Capurro's operates a restaurant in the Fisherman's Wharf area of San Francisco.

Reporting Period: January 1, 2011, through December 31, 2013

Rent Paid: \$444,901

Results:

Capurro's underreported gross revenue by \$10,102 and underpaid \$682 in rent to the Port for the audit period. This occurred because Capurro's did not always accurately report gross revenue to the Port due to revenue understatements that were partially offset by not reporting allowable revenue exclusions for employee meals. During the audit period Capurro's reported \$6,591,125 in gross revenue and paid \$445,901 in rent to the Port.

The responses of the Port and Capurro's are attached to this report.

CSA appreciates the assistance and cooperation of Port and Capurro's staff during the audit. For questions about the report, please contact me at Tonia.Lediju@sfgov.org or 415-554-5393 or CSA at 415-554-7469.

Respectfully,

Tonia Lediju
Chief Audit Executive

Attachment

cc: Board of Supervisors
Budget Analyst
Citizens Audit Review Board
City Attorney
Civil Grand Jury
Mayor
Public Library



KPMG LLP
Suite 1400
55 Second Street
San Francisco, CA 94105

Performance Audit Report

San Francisco Port Commission
Port of San Francisco
Pier 1, The Embarcadero
San Francisco, California 94111

President and Members:

We have completed a performance audit of the gross receipts and related percentage rent reported and paid or payable by Mama Franceschi, L.P., a California Limited Partnership dba Capurro's (Tenant), to the Port of San Francisco (Port) for the period from January 1, 2011 to December 31, 2013.

Objective and Scope

The objective of this performance audit was to determine whether Tenant was in substantial compliance with the reporting, payment and other rent-related provisions of its lease #L-8993 and related assignment and amendment (Lease) with the City and County of San Francisco (City), operating through the San Francisco Port Commission (Port Commission). To meet the objective of our performance audit we verified that gross receipts for the audit period were reported to the Port in accordance with the lease provisions, and that such amounts agreed with Tenant's underlying accounting records; identified and reported the amount and cause of any significant error(s) (over or under) in reporting, together with the impact on rent paid or payable to the Port; and identified and reported any recommendations to improve record keeping and reporting processes of Tenant relative to its ability to comply with lease provisions.

The scope of our audit included the gross receipts and related percentage rent reported and paid or payable by Tenant, to the Port for the period from January 1, 2011 to December 31, 2013.

This audit and the resulting report relates only to the gross receipts and percentage rent reported by Tenant, and does not extend to any other performance or financial audits of the Port Commission or Tenant taken as a whole.

Methodology

To meet the objective of our performance audit, we performed the following procedures: reviewed the applicable terms of the lease and the adequacy of Tenant's procedures and internal controls for collecting, recording, summarizing and reporting its gross receipts and calculating its payments to the Port; judgmentally selected and tested samples of daily and monthly revenues; recalculated monthly rent due; and verified the accuracy and timeliness of reporting gross receipts and rent and submitting rent payments to the Port.

We conducted this performance audit in accordance with *Generally Accepted Government Auditing Standards*, issued by the Comptroller General of the United States. Those standards require that we plan and perform the audit to obtain sufficient, appropriate evidence to provide a reasonable basis for our findings and recommendations based on our audit objective. We believe that the evidence obtained provides a reasonable basis for our findings and recommendations based on our audit objective.



Tenant Background

Tenant entered into lease # L-8993 commencing on May 1, 1975 for a 61-year term with the City ending April 30, 2036. All rights and obligations of the lessee were assigned to Tenant effective July 12, 2004, with the consent of the Port. The First Amendment to Lease #L-8993 became effective on September 21, 2004, which changed percentage rent percentages and allowable exclusions, among others.

Tenant operates Capurro's Restaurant in the Fisherman's Wharf area.

Rent consists of the following:

- 1) Monthly Minimum Rent of \$6,000 for the entire three-year period under audit.
- 2) Percentage Rent of 6.75% of food and beverage Gross Receipts, and 8.75% of all other Gross Receipts.

The Lease includes seven general types of allowable exclusions in determining Gross receipts. Certain exclusions are subject to a cumulative monthly maximum of 1.50% of Gross receipts before exclusions.

Tenant is required to submit monthly reports to the Port of gross receipts and percentage rent by the 20th day of the following month and pay the percentage rent obligation in excess of minimum rent, if any.

Audit Results

The following summarizes total rent due, and paid or payable, to the Port, and any underpayment based on procedures performed and pursuant to the Lease as summarized above:

	January 1 to December 31			
	2011	2012	2013	Total
Rent due to the Port:				
Minimum rent	\$ 72,000	72,000	72,000	216,000
Percentage rent	58,301	66,065	105,217	229,583
Total rent due to the Port	130,301	138,065	177,217	445,583
Total rent paid or payable to the Port	129,869	137,921	177,111	444,901
Known underpayment of rent	\$ (432)	(144)	(106)	(682)

The known underpayment of rent does not include any potential overstatement for exclusions for credit card charges for the three-year period under audit, and for employee meals not excluded after September 30, 2012 (see Finding 2013-1).



The following summarizes reported and audited gross receipts, and related audited percentage rent paid or payable after deductions or minimum rent during the three-year period ended December 31, 2013:

	<u>January 1 to December 31</u>			<u>Total</u>
	<u>2011</u>	<u>2012</u>	<u>2013</u>	
Gross receipts:				
As reported	\$ 1,923,984	2,043,268	2,623,873	6,591,125
Audit adjustments:				
Incorrect calculation of food and beverage gross receipts	11,105	5,721	1,560	18,386
Allowable exclusions not taken for employee meals	(4,698)	(3,586)	—	(8,284)
Total audit adjustments	6,407	2,135	1,560	10,102
Audited gross receipts	1,930,391	2,045,403	2,625,433	\$ 6,601,227
Times percentage rent rate	6.75 %	6.75 %	6.75 %	
	130,301	138,065	177,217	445,583
Less deduction for minimum rent	(72,000)	(72,000)	(72,000)	(216,000)
Percentage rent after deduction for minimum rent	\$ 58,301	66,065	105,217	229,583

The Tenant had zero gross receipts subject to 8.75% percentage rent during the three-year audit period.



Finding 2013-1 –Monthly Summaries Did Not Reconcile to Reported Gross Receipts and All Allowable Exclusions Were Not Deducted From Gross Receipts

Summary

Tenant's accounting records did not reconcile to reported gross receipts, resulting in under-reported gross receipts of \$(18,386). Tenant also did not take known allowable exclusions, with a resulting over-reporting of gross receipts by \$8,284. Net known under-reporting of gross receipts was \$(10,102), with related underpayment of rent by \$(682).

In addition to the above known misstatements, Tenant also may have additional exclusions from gross receipts that were neither calculated nor supported.

Criteria

The following are excerpts from amended Lease Section 2(b):

"...Tenant agrees to pay Percentage Rent to the Port..."

"...Tenant shall Pay to Port the amount by which the sum, computed as a percentage of Tenant's Gross Receipts during each calendar month of the Term, exceeds the Minimum Rental for said month..."

"...Percentage Rent shall be determined by Tenant for each calendar month of the year and shall be payable by the twentieth (20th) day of the following month..."

"...'**Gross Receipts**' means all amounts received and receivable from all sales and business transacted on the Premises or services performed on the Premises for which a charge is made by Tenant, or by any other person, firm, partnership or corporation conducting sales or performing services of any sort in, upon, or from any part of the Premises..."

The following excerpts from Lease Section 2(b) specify certain allowable exclusions from Gross Receipts:

"...meals and beverages served to employees of Tenant during the course of employment whether such meals or beverages are served with or without charge, or whether such meals and beverages are treated as meals and beverages sold for any other purpose..."

"...charges imposed to use credit cards..."

Lease Section 2(b) also limits certain exclusions to 1.50% of Gross Receipts.



Conditions

Tenant had a net understatement of \$(10,102) in Gross Revenue during the three-year period ended December 31, 2013. The following describes the types and ranges of (understatements) or overstatements of Gross Revenue and net understatement of Gross Revenue by type of misstatement:

	Net over- or (under- statement) of <u>gross receipts</u>
Monthly reported Gross Revenue did not agree to Tenant's accounting records in 27 of the 36 months under audit. The misstatements ranged from an overstatement of \$27 to an understatement of \$(7,106).	\$ (18,386)
Tenant did not take any allowable exclusions from gross receipts other than sales taxes in any of the 36 months under audit. Employee meals are allowable exclusions and based on January 2011 to September 2012 gross receipts records, employee meals ranged from \$96 to \$590. Tenant did not record or calculate employee meals after September 30, 2012.	<u>8,284</u>
Net understatement of gross receipts	\$ <u><u>(10,102)</u></u>

In addition to the above misstatements, Tenant did not report any exclusions for credit card charges in reported net Gross Receipts. Tenant calculated \$33,075 for charges from American Express for the use of credit cards. Tenant did not calculate other credit card charges (VISA, Master Card, Diners Club, JCB) during the three-year period under audit. Tenant was not able to provide credit card merchant statements to support any potential exclusions. The \$33,075 in calculated exclusions are not reflected in the above summary of net under-reported Gross Receipts and Percentage Rent.

Effect

The known understatement of Percentage Rent for the three-year performance audit period was \$(682).

Additional allowable exclusions for credit card fees for the entire three-year audit period, and for receipts for employee meals after September 30, 2012 were not calculated and therefore gross receipts may be over-reported.

Cause

The causes of the misstatements were Tenant's: 1) inadequate review and approval of the Gross Receipts reports to ensure that the reports accurately reflected the system-summarized totals; and 2) inadequate knowledge of amended Lease provisions on allowable exclusions from gross receipts.



Recommendations

1. The Port should collect the \$(682) of known underpaid Percentage Rent from Tenant.
2. If Tenant claims additional exclusions not yet calculated, then the Port should require Tenant to provide appropriate support for the additional exclusions, and ensure that additional employee meal exclusions do not increase certain exclusions above the allowable maximum of 1.50% of Gross Receipts.
3. The Port should require Tenant to implement controls to accurately report Gross Receipts and Percentage Rent.

Conclusion

Based upon the performance audit procedures performed and the results obtained, we have met our audit objective. Except for the actual and potential adjustments identified in Finding 2013-1, we concluded that Tenant was in substantial compliance with the reporting, payment and other rent-related provisions of its lease #L-8993 with the Port.

This performance audit did not constitute an audit of financial statements in accordance with *Government Auditing Standards* or auditing standards generally accepted in the United States of America. KPMG LLP was not engaged to, and did not render an opinion on Tenant's internal controls over financial reporting or over Tenant's financial management systems.

Restriction on Use

The purpose of this performance audit report is solely to evaluate Mama Franceschi, L.P., a California Limited Partnership dba Capurro's compliance with lease requirements on the reporting of Gross receipts and related percentage rent. Accordingly, this performance audit report is not suitable for any other purpose.

KPMG LLP

July 24, 2017



Date *July 24, 2017.*

Tonia Lediju
Director of City Audits
Office of the Controller
City Services Auditor Division
City and County of San Francisco
1 Dr. Carlton B. Goodlett Place, Room 477
San Francisco, CA 94102

Re: Audit of tenant revenues and rents paid for the period from
January 1, 2011 to December 31, 2013. For Mama Franceschi's, LP Lease # L8993


Dear Ms. Lediju:

We accept all conditions identified.

A handwritten signature in cursive script, appearing to read "Paul L. Capurro".

Very truly yours,

Paul L Capurro, Limited Partner



August 15, 2017

Tonia Lediju, Director of City Audits
Office of the Controller
City and County of San Francisco
1 Dr. Carlton B. Goodlett Place, Room 477
San Francisco, CA 94102

Re: Performance Audit – Mama Franceschi, L.P.

Dear Ms. Lediju:

Thank you for the opportunity to review the draft performance audit report prepared by KPMG LLP, which covers Port tenant Mama Franceschi, L.P., a California Limited Partnership (dba Capurro's Resaturant) under lease #L-8993 for the period from January 1, 2011 to December 31, 2013.

Based on the report details provided by KPMG, Port management accepts the draft report. Please find attached the City's standard Recommendations and Responses form for inclusion with the final published report.

Please do not hesitate to contact us if you have any questions or require further information.

Sincerely,


Mark Lozovoy
Assistant Deputy Director, Real Estate


John J. J. Woo
Fiscal Officer

Enclosure

Cc: Elaine Forbes, Executive Director
Katharine Petrucione, Deputy Director for Finance & Administration
Michael Martin, Deputy Director for Real Estate and Development
Nancy Rose, KPMG LLP
Lisa Avis, KPMG LLP

**PORT COMMISSION: PERFORMANCE AUDIT OF MAMA FRANCESCHI, L.P.,
A CALIFORNIA LIMITED PARTNERSHIP dba CAPURRO'S RESTAURANT**

For each recommendation, indicate whether the department concurs, does not concur, or partially concurs. If the department concurs with the recommendation, please indicate the expected implementation date and implementation plan. If the department does not concur or partially concurs, please provide an explanation and an alternate plan of action to address the identified issue.

RECOMMENDATIONS AND RESPONSES


Recommendation	Responsible Agency	Response
1. The Port should collect the \$(682) of known underpaid Percentage Rent from Tenant.	Port	Concur. The Port will, within 30 days after the issuance of the final audit report, invoice and collect the identified underpaid rent of \$682 as recommended.
2. If Tenant claims additional exclusions not yet calculated, then the Port should require Tenant to provide appropriate support for the additional exclusions, and ensure that additional employee meal exclusions do not increase certain exclusions above the allowable maximum of 1.50% of Gross Receipts.	Port	Concur. If Tenant chooses to claim additional exclusions and adjust previously reported Gross Receipts and Percentage Rent obligations, the Port will require Tenant to provide appropriate support for the additional exclusions and will determine the acceptability of such adjustments, consistent with Lease provisions.
3. The Port should require Tenant to implement controls to accurately report Gross Receipts and Percentage Rent.	Port	Concur. The Lease already requires Tenant to keep accurate books and records. Since the audit has been in progress, Port staff and Tenant have been in discussion concerning the requirement to accurately report Gross Receipts and Percentage Rent. Within 30 days after the issuance of the final audit report, the Port will remind and direct Tenant, in writing, to implement appropriate controls to ensure accurate reporting.

City and County of San Francisco

Office of the Controller – City Services Auditor

PORT COMMISSION:

**Pier 23 Café, Inc., Underpaid
\$16,987 in Rent to the Port for
2011 Through 2013**



October 11, 2017

Bos-11

**OFFICE OF THE CONTROLLER
CITY SERVICES AUDITOR**

The City Services Auditor (CSA) was created in the Office of the Controller through an amendment to the Charter of the City and County of San Francisco (City) that voters approved in November 2003. Charter Appendix F grants CSA broad authority to:

- Report on the level and effectiveness of San Francisco's public services and benchmark the City to other public agencies and jurisdictions.
- Conduct financial and performance audits of city departments, contractors, and functions to assess efficiency and effectiveness of processes and services.
- Operate a whistleblower hotline and website and investigate reports of waste, fraud, and abuse of city resources.
- Ensure the financial integrity and improve the overall performance and efficiency of city government.

CSA may conduct financial audits, attestation engagements, and performance audits. Financial audits address the financial integrity of both city departments and contractors and provide reasonable assurance about whether financial statements are presented fairly in all material aspects in conformity with generally accepted accounting principles. Attestation engagements examine, review, or perform procedures on a broad range of subjects such as internal controls; compliance with requirements of specified laws, regulations, rules, contracts, or grants; and the reliability of performance measures. Performance audits focus primarily on assessment of city services and processes, providing recommendations to improve department operations.

CSA conducts its audits in accordance with the Government Auditing Standards published by the U.S. Government Accountability Office (GAO). These standards require:

- Independence of audit staff and the audit organization.
- Objectivity of the auditors performing the work.
- Competent staff, including continuing professional education.
- Quality control procedures to provide reasonable assurance of compliance with the auditing standards.

For questions about the report, please contact Chief Audit Executive Tonia Lediju at Tonia.Lediju@sfgov.org or 415-554-5393 or CSA at 415-554-7469.

CSA Audit Team: Winnie Woo, Senior Auditor

Audit Consultants: KPMG LLP



CITY AND COUNTY OF SAN FRANCISCO
OFFICE OF THE CONTROLLER

Ben Rosenfield
Controller

Todd Rydstrom
Deputy Controller

October 11, 2017

San Francisco Port Commission
Pier 1, The Embarcadero
San Francisco, CA 94111

Ms. Elaine Forbes
Executive Director
Port of San Francisco
Pier 1, The Embarcadero
San Francisco, CA 94111

Dear Commission President, Commissioners, and Ms. Forbes:

The City and County of San Francisco's Port Commission (Port), which oversees the Port of San Francisco, coordinates with the Office of the Controller's City Services Auditor Division (CSA) to conduct periodic concession and compliance audits of Port tenants. CSA engaged KPMG LLP (KPMG) to audit Port tenants to determine whether they comply with the reporting, payment, and other selected provisions of their leases.

CSA presents the report for the audit of Pier 23 Café, Inc., (Pier 23 Café) prepared by KPMG. Pier 23 Café operates a restaurant on the Embarcadero in San Francisco.

Reporting Period: January 1, 2011, through December 31, 2013

Rent Paid: \$972,154

Results:

Pier 23 Café underreported gross revenue by \$248,029 and underpaid \$16,987 in rent and \$8,154 in interest on unpaid rent to the Port for the audit period of 2011 through 2013. This occurred because Pier 23 Café omitted discretionary surcharges from its reported gross revenues and made various other revenue misstatements during the audit period. Pier 23 Café also did not provide the requested cash deposit documents for 5 of the 30 days selected for testing. During the audit period Pier 23 Café reported \$13,784,264 in gross revenue and paid \$972,154 in rent to the Port.

The responses of the Port and Pier 23 Café are attached to this report.

CSA appreciates the assistance and cooperation of Port and Pier 23 Café staff during the audit. For questions about the report, please contact me at Tonia.Lediju@sfgov.org or 415-554-5393 or CSA at 415-554-7469.

Respectfully,

Tonia Lediju
Chief Audit Executive

Attachment

cc: Board of Supervisors
Budget Analyst
Citizens Audit Review Board
City Attorney
Civil Grand Jury
Mayor
Public Library



KPMG LLP
500 Capitol Mall, Ste 2100
Sacramento, CA 95814-4754

Performance Audit Report

San Francisco Port Commission
Port of San Francisco
Pier 1, The Embarcadero
San Francisco, California 94111

President and Members:

We have completed a performance audit of the gross receipts and related percentage rent reported and paid or payable by Pier 23 Café, Inc., (Pier 23 or Tenant), to the Port of San Francisco (Port) for the period from January 1, 2011 to December 31, 2013.

Objective and Scope

The objective of this performance audit was to determine whether Tenant was in substantial compliance with the reporting, payment and other rent-related provisions of its lease #L-12275 (Lease) with the City and County of San Francisco (City), operating through the San Francisco Port Commission (Port Commission). To meet the objective of our performance audit we verified that gross receipts for the audit period were reported to the Port in accordance with the Lease provisions, and that such amounts agreed with Tenant's underlying accounting records; identified and reported the amount and cause of any significant error(s) (over or under) in reporting, together with the impact on rent paid or payable to the Port; and identified and reported any recommendations to improve record keeping and reporting processes of Tenant relative to its ability to comply with Lease provisions.

The scope of our audit included the gross receipts and related percentage rent reported and paid or payable by Tenant, to the Port for the period from January 1, 2011 to December 31, 2013.

This audit and the resulting report relates only to the gross receipts and percentage rent reported by Pier 23 under the Lease, and does not extend to any other performance or financial audits of the Port Commission or Pier 23 taken as a whole.

Methodology

To meet the objective of our performance audit, we performed the following procedures: reviewed the applicable terms of the Lease and the adequacy of Tenant's procedures and internal controls for collecting, recording, summarizing and reporting its gross receipts and calculating its payments to the Port; judgmentally selected and tested samples of daily and monthly revenues; recalculated monthly rent due; and verified the accuracy and timeliness of reporting gross receipts and rent and submitting rent payments to the Port.

We conducted this performance audit in accordance with *Generally Accepted Government Auditing Standards*, issued by the Comptroller General of the United States. Those standards require that we plan and perform the audit to obtain sufficient, appropriate evidence to provide a reasonable basis for our findings and recommendations based on our audit objective. We believe that the evidence obtained provides a reasonable basis for our findings and recommendations based on our audit objective.



Tenant Background

Tenant entered into the Lease commencing on November 4, 1996 for a ten-year term ending April 30, 2007. An amendment and restatement of the Lease increased the term to Thirty three (33) years with the term expiring on April 20, 2030. The Tenant operates the Pier 23 Café on the Embarcadero in San Francisco.

Rent consists of the following:

- 1) Monthly Base Rent according to the following schedule:

January 2011 – April 2012 \$15,419.88

May 2012 – December 2013 \$17,072.89

- 2) Percentage Rent of 7.00% of Gross Revenues.

The Lease includes eight general types of allowable exclusions in determining Gross Revenue. The Tenant is required to submit monthly reports to the Port of gross receipts and percentage rent by the 20th day of the following month and pay the percentage rent obligation in excess of minimum rent, if any.

Audit Results

The following summarizes total rent due, and paid or payable, to the Port, and any underpayment based on procedures performed and pursuant to the Lease as summarized above:

	January 1 to December 31			Total
	2011	2012	2013	
Rent due to the Port:				
Monthly base rent	\$ 185,039	198,263	204,875	588,177
Percentage rent	86,398	108,412	206,154	400,964
Total rent due to the Port	271,437	306,675	411,029	989,141
Total rent paid or payable to the Port:				
Through December 31, 2013	271,733	299,605	400,136	971,474
Additional rent paid in August 2015	—	680	—	680
Total rent paid or payable to the Port	271,733	300,285	400,136	972,154
Overpayment or (underpayment) of rent \$	296	(6,390)	(10,893)	(16,987)



The following summarizes reported and audited gross revenue, and related percentage rent paid or payable after deductions or minimum rent during the three-year period ended December 31, 2013:

	January 1 to December 31			Total
	2011	2012	2013	
Gross revenue as reported	\$ 3,813,088	4,290,298	5,680,878	13,784,264
Audit adjustments:				
Differences between recorded and reported gross revenue	(2,197)	(7,980)	37,910	27,733
Unreported Health Care Security Ordinance surcharges	—	89,038	121,537	210,575
Tenant reported adjustment in July 2015	—	9,721	—	9,721
Total audit adjustments	(2,197)	90,779	159,447	248,029
Audited gross revenue	3,810,891	4,381,077	5,840,325	\$ 14,032,293
Times percentage rent rate	7.00%	7.00%	7.00%	
Percentage rent before adjustments	266,762	306,675	408,823	982,260
Adjustment for months in which percentage rent is less than minimum rent	4,675	—	2,206	6,881
Percentage rent before deduction for monthly base rent	271,437	306,675	411,029	989,141
Deduction for monthly base rent	(185,039)	(198,263)	(204,875)	(588,177)
Percentage rent after deduction for base monthly rent	\$ 86,398	108,412	206,154	400,964



Finding 2013-1 – Tenant Did Not Produce All Requested Information for Five of the 30 Days Selected for Testing

Summary

Tenant did not produce all requested cash deposit information for five of the thirty days selected for testing. Tenant's inability to produce all requested information resulted in a limitation of scope of our performance audit.

Criteria

Lease Section 5.3 (e) states that "Tenant agrees to keep accurate books and records according to generally accepted accounting principles. For purposes herein, "books and records" shall include, but not be limited to, daily sales journals, cash register tapes, pre-numbered receipts, guest checks, sales tickets, monthly sales summaries summarizing daily sales, general ledgers, income statements, sales tax returns, income tax returns, and any other bookkeeping documents Tenant utilizes in its business operations. Tenant shall not co-mingle personal funds with business funds. Tenant shall use cash registers, which segregate sales by categories and shall have separate function keys with nonresettable daily sequential transaction numbers and nonresettable daily cumulative sales."

Condition

Tenant did not produce five of the thirty days of the requested cash deposit information. Tenant was able to provide the daily point of sale (POS) information, and bank and credit card statements for these five days. The cash transactions that we could not test were \$5,464, or 1.20% of total gross revenues of \$456,961 selected for testing. Testing of daily sales of the other 25 days identified no misstatements of recorded sales.

Effect

Due to the missing records, we were unable to determine the completeness and accuracy of \$5,464, or 1.20% of total gross revenues of \$456,961 selected for testing. Tenant accordingly did not comply with lease provisions to keep accurate books and records that enable auditing of Gross Revenue.

Cause

Tenant informed us that it could not produce cash deposit information because Tenant could not locate the boxes of information in their storage.

Recommendation

1. The Port should require Tenant to comply with Lease provisions to maintain accessible books and records so that gross revenues and deductions and exclusions therefrom can be verified.



Finding 2013-2 — Discretionary Surcharges Were Not Included in Gross Receipts in Any of the 36 Months under Audit, and Other Misstatements of Gross Revenue Were Identified

Summary

Health Care Security Ordinance (HCSO) surcharges were not included in Gross Revenue in 2012 and 2013, and other misstatements of Gross Revenue were identified in all 36 months. The net understatement of Gross Revenue after allowable exclusions was \$(248,029) and unpaid Percentage Rent was \$(16,987). Late charges on underpayments of percentage rent totaled \$(2,857) through December 31, 2013, an additional \$(5,297) from January 1, 2014 to July 31, 2015, and \$(269) per month thereafter due to additional payment of June 2012 Percentage Rent in July 2015..

Criteria

Lease Section 5.3 specifies Tenant's obligation to pay Percentage Rent and states:

"In addition to the Base Rent, Tenant agrees to pay Percentage Rent to Port as follows, which Percentage Rent shall be in addition to the Base Rent payable by Tenant pursuant to Sections 5.1 and 5.2, hereinabove."

Lease Section 5.3(a) states in part that "For each calendar month of the Term, Tenant shall pay to Port Percentage Rent equal to the amount by which the sum computed as seven percent (7%) of Tenant's Gross Receipts received during the calendar month exceeds the Base Rent for the same calendar month..."

Lease Section 5.3(b) defines Gross Revenue and states in part:

"...all sales, payments, revenues, income, fees, rentals, receipts, proceeds and amounts of any kind whatsoever, whether for cash, credit or barter, received or receivable by Tenant or any other party from any business, use or occupation, or any combination thereof, transacted, arranged or performed, in whole or in part, on the Premises, including without limitation, all returns and refunds, employee meals, discounted and complimentary meals, beverages and services or similar benefits and/or goodwill, the total value, based on price, for the tickets, cover charges, merchandise and any other items and the operation of any event..."

Lease Section 5.3(c) states in part that "Percentage Rent shall be determined by Tenant for each calendar month during the Term of this Lease and shall be payable by the twentieth (20th) day of the following month..."

The Port issued a letter dated February 25, 2014 to all Tenants. The letter addressed, among other subjects, San Francisco Health Care Security Ordinance (HCSO) surcharges. The following are excerpts from this letter:

"...Some San Francisco restaurants have chosen, in lieu of raising menu prices, to impose a surcharge to cover the cost to comply with the San Francisco Health Care Security Ordinance and possibly other City requirements. The City does not require or prohibit the use of the surcharge method – surcharge use is a business decision entirely at the discretion of the employer-business..."

"...Surcharge revenues are reportable gross receipts..."

"...Amended sales and rent reports must be submitted to the Port to correct any previous error..."

Lease Section 2.33 defines Late Charge as "...a fee equivalent to one and one-half percent (1½%) of all Rent, or any portion thereof, which is due and unpaid for more than thirty (30) days..."



Condition

Tenant had a net understatement of \$(248,029) in Gross Revenue during the three-year period ended December 31, 2013. The following describes the types and ranges of understatements of Gross Revenue and net understatement of Gross Revenue by type of misstatement

The performance audit identified the following misstatements of reported Gross Revenues:

<u>Type of Misstatement</u>	<u>(Under)- reporting of gross revenues</u>
Discretionary surcharges were not included in Gross Revenue in 2012 and 2013. The surcharges ranged from \$(4,373) to \$(14,965).	\$ (210,575)
Monthly reported Gross Revenue did not agree to Tenant's accounting records in any the 36 months under audit. The amounts ranged from overstatement of \$11,626 to understatement of \$(24,478).	(27,733)
Tenant reported additional gross revenue for the month of June 2012 in July 2015, which was after the date of notification to Tenant that an audit would be performed	<u>(9,721)</u>
Net under-reporting of gross revenues	<u>\$ (248,029)</u>

Effect

Percentage Rent for the three-year performance audit period was understated by \$(16,987). Not all misstatements of Gross Revenue resulted in changes in Percentage Rent because Percentage Rent was less than Monthly Base Rent in three of the 36 months under audit.

Late charges on under-payments of Percentage Rent are \$(2,857) as of December 31, 2013, \$(5,297) from January 1, 2014 to July 31, 2015, which reflects the payment of additional Percentage Rent for June 2012 paid in July 2015, and \$(269) per month thereafter.

Cause

The causes of the misstatements were: 1) noncompliance with Lease provisions on reporting of discretionary surcharges as Gross Revenue; and 2) inadequate review and approval of the Gross Revenue reports to ensure that the reports accurately reflected system-summarized totals.

Recommendation

1. The Port should collect the \$(16,987) in unpaid Percentage Rent.
2. The Port should collect late charges of \$(8,154) as of July 31, 2015 and \$(269) per month thereafter until paid.
3. The Port should require Tenant to implement proper procedures to ensure compliance with Lease provisions on completeness and accuracy of reporting Gross Revenue.

Conclusion

Based upon the performance audit procedures performed and the results obtained, we have met our audit objective. Except for the conditions noted in this report, Tenant was in substantial compliance with the reporting, payment and other rent-related provisions of its lease #L-12275 with the Port.



This performance audit did not constitute an audit of financial statements in accordance with *Government Auditing Standards* or auditing standards generally accepted in the United States of America. KPMG LLP was not engaged to, and did not render an opinion on Tenant's internal controls over financial reporting or over Tenant's financial management systems.

Restriction on Use

The purpose of this performance audit report is solely to evaluate Pier 23 Café, Inc.'s compliance with Lease requirements on the reporting of Gross Revenue and related percentage rent. Accordingly, this performance audit report is not suitable for any other purpose.

KPMG LLP

San Francisco, California
August 3, 2017



C A F E

Flicka McGurrin

August 3, 2017

Tonia Lediju
Director of City Audits
Office of the Controller
City Services Auditor Division
City and County of San Francisco
1 Dr. Carlton B. Goodlett Place, Room 477
San Francisco, CA 94102

Re: Audit of tenant revenues and rents paid for the period from
January 1, 2011 to December 31, 2013

Dear Ms. Lediju:

I offer the following responses to the two conditions identified during the stated audit:

**Finding 2013-1 – Tenant Did Not Produce All Requested
Information for Five of the 30 Days Selected for Testing**

We did provide detail POS information, bank statements and credit card transactions as they are electronically stored within our computerized systems. We were unable to provide the manual daily sales reconciliations which are entered in their entirety into our Quickbooks system.

We will endeavor to better protect all manual files in the future.

**Finding 2013-2 – Discretionary Surcharges Were Not
Included in Gross Receipts in Any of the 36 Months Under Audit, and
Other Misstatements of Gross Revenue Were Identified**

We agree that our chief financial officer did not include the discretionary surcharge in the gross revenue. We have corrected this problem and the CFO has been instructed in the proper calculations.

Very truly yours,

A handwritten signature in cursive script that reads "Flicka McGurrin".

Flicka McGurrin, President



September 6, 2017

Tonia Lediju, Director of City Audits
Office of the Controller
City and County of San Francisco
1 Dr. Carlton B. Goodlett Place, Room 477
San Francisco, CA 94102

Re: Performance Audit – Pier 23 Café, Inc.

Dear Ms. Lediju:

Thank you for the opportunity to review the draft performance audit report prepared by KPMG LLP, which covers Port tenant Pier 23 Café, Inc under lease #L-12275 for the period from January 1, 2011 to December 31, 2013.

Based on the report details provided by KPMG, Port management accepts the draft report. Please find attached the City's standard Recommendations and Responses form for inclusion with the final published report.

Please do not hesitate to contact us if you have any questions or require further information.

Sincerely,

Mark Lozovoy
Assistant Deputy Director, Real Estate

John J. Woo
Fiscal Officer

Enclosure

Cc: Elaine Forbes, Executive Director
Katharine Petrucione, Deputy Director for Finance & Administration
Michael Martin, Deputy Director for Real Estate and Development
Nancy Rose, KPMG LLP
Lisa Avis, KPMG LLP

PORT COMMISSION: PERFORMANCE AUDIT OF PIER 23 CAFÉ, INC.

For each recommendation, indicate whether the department concurs, does not concur, or partially concurs. If the department concurs with the recommendation, please indicate the expected implementation date and implementation plan. If the department does not concur or partially concurs, please provide an explanation and an alternate plan of action to address the identified issue.

RECOMMENDATIONS AND RESPONSES

Recommendation	Responsible Agency	Response
1. The Port should require Tenant to comply with Lease provisions to maintain accessible books and records so that gross revenues and deductions and exclusions therefrom can be verified.	Port	Concur. Tenant response acknowledges missing manual records and committed to doing a better job of retaining the records necessary for audit verification. The Port will, within 30 days after the issuance of the final audit report, reiterate the requirements to maintain accessible books and records.
2. The Port should collect the \$16,987 in unpaid Percentage Rent.	Port	Concur. The Port will, within 30 days after the issuance of the final audit report, invoice and collect the identified underpaid rent.
3. The Port should collect late charges of \$8,154 as of July 31, 2015 and \$269 per month thereafter until paid.	Port	Concur. The Port will, within 30 days after the issuance of the final audit report, invoice and collect appropriate late charges.
4. The Port should require Tenant to implement proper procedures to ensure compliance with Lease provisions on completeness and accuracy of reporting Gross Revenue.	Port	Concur. Within 30 days after the issuance of the final audit report, the Port will remind and direct Tenant, in writing, to implement appropriate controls to ensure accurate reporting. The Port will follow-up on healthcare surcharges not reported by tenant in its Gross Revenue after the audit period and collect the appropriate percentage rents due to the Port from under-reported revenues.

Mchugh, Eileen (BOS)

From: Carroll, John (BOS)
Sent: Tuesday, October 10, 2017 4:44 PM
To: Lisa Mandelstein; Board of Supervisors, (BOS)
Cc: janice@sfbike.org
Subject: RE: Neighborhood Property Crime Unit Legislation (PSNS)


Thanks for your comment letter.

I have added your message to the official file for the ordinance.

I invite you to review the entire matter on our [Legislative Research Center](#) by following the link below:

[Board of Supervisors File No. 170095](#)

John Carroll
Assistant Clerk
Board of Supervisors
San Francisco City Hall, Room 244
San Francisco, CA 94102
(415)554-4445 - Direct | (415)554-5163 - Fax
john.carroll@sfgov.org | bos.legislation@sfgov.org

 [Click here](#) to complete a Board of Supervisors Customer Service Satisfaction form.

The [Legislative Research Center](#) provides 24-hour access to Board of Supervisors legislation and archived matters since August 1998.

Disclosures: Personal information that is provided in communications to the Board of Supervisors is subject to disclosure under the California Public Records Act and the San Francisco Sunshine Ordinance. Personal information provided will not be redacted. Members of the public are not required to provide personal identifying information when they communicate with the Board of Supervisors and its committees. All written or oral communications that members of the public submit to the Clerk's Office regarding pending legislation or hearings will be made available to all members of the public for inspection and copying. The Clerk's Office does not redact any information from these submissions. This means that personal information—including names, phone numbers, addresses and similar information that a member of the public elects to submit to the Board and its committees—may appear on the Board of Supervisors website or in other public documents that members of the public may inspect or copy.

From: Lisa Mandelstein [<mailto:lmandels@aol.com>]
Sent: Monday, October 09, 2017 7:45 PM
To: Board of Supervisors, (BOS) <board.of.supervisors@sfgov.org>; Carroll, John (BOS) <john.carroll@sfgov.org>
Cc: janice@sfbike.org
Subject: Neighborhood Property Crime Unit Legislation (PSNS)

10/7/17

Greetings,

I am writing to add my voice to the discussion on bicycle theft in the city. As of last week, my bicycle has been stolen, out of my garage, for a 3rd time. When I report it, I basically get the idea that there won't be much follow-up and I should just write it off, file my renter's insurance claim and move on.

I wish the police dept. had more funds to pursue these cases. In a recent a news report, I heard that bike 'brokers' are lining up on Mission district streets, openly waiting for thieves to bring in bikes so they can load them up, take them out of the city and sell them at flea markets.

I would like to see the police come and arrest these van/truck drivers; do a sting operation to trace where the bikes are heading, and do more to cut off the ease with which our bikes are disappearing.

I am a school teacher, a renter; a city constituent that doesn't have a lot of money to keep replacing bike after bike. I love to ride in the city, but between theft and the need to basically strip my bike every time I leave it locked somewhere, it becomes much less feasible and definitely less enjoyable. I used to keep my bike in my upstairs apartment, but as I got older, I had to stop because of knee and balance issues. My only alternative was to keep it in the shared garage which is open in the back, surrounded by fences.

I have some ideas that would be great for the city to explore:

1. are there different kinds of bike racks that would make it harder to steal a bike and allow riders to not have to strip so much off their bike when leaving to shop for a moment?
2. give \$ incentives for landlords who add protected (or any) bicycle parking in their buildings
3. The sting operation I mentioned above to shut down the bicycle theft factories

Thanks for hearing me out. I have so appreciated all the bike lanes and safety ideas the city has backed. Sunday Streets are wonderful community building events. But, if I can't actually keep a bike, then I can't use any of them. I'm so frustrated with the state of the world these days. And, I'm so sad to lose my bike, my exercise, my fresh air transport, and a major source of daily joy.

Sincerely, Lisa Mandelstein

Lisa Mandelstein
singer/songs/piano/guitar
www.LisaMandelstein.com

Mchugh, Eileen (BOS)

From: Carroll, John (BOS)
Sent: Tuesday, October 10, 2017 4:44 PM
To: Frances James; Board of Supervisors, (BOS)
Cc: Janice Li
Subject: RE: Neighborhood Property Crime Unit Legislation (PSNS)

Thanks for your comment letter.

I have added your message to the official file for the ordinance.

I invite you to review the entire matter on our [Legislative Research Center](#) by following the link below:

[Board of Supervisors File No. 170095](#)

John Carroll
Assistant Clerk
Board of Supervisors
San Francisco City Hall, Room 244
San Francisco, CA 94102
(415)554-4445 - Direct | (415)554-5163 - Fax
john.carroll@sfgov.org | bos.legislation@sfgov.org



Click [here](#) to complete a Board of Supervisors Customer Service Satisfaction form.

The [Legislative Research Center](#) provides 24-hour access to Board of Supervisors legislation and archived matters since August 1998.

Disclosures: Personal information that is provided in communications to the Board of Supervisors is subject to disclosure under the California Public Records Act and the San Francisco Sunshine Ordinance. Personal information provided will not be redacted. Members of the public are not required to provide personal identifying information when they communicate with the Board of Supervisors and its committees. All written or oral communications that members of the public submit to the Clerk's Office regarding pending legislation or hearings will be made available to all members of the public for inspection and copying. The Clerk's Office does not redact any information from these submissions. This means that personal information—including names, phone numbers, addresses and similar information that a member of the public elects to submit to the Board and its committees—may appear on the Board of Supervisors website or in other public documents that members of the public may inspect or copy.

From: Frances James [<mailto:francesjames@gmail.com>]
Sent: Tuesday, October 10, 2017 11:45 AM
To: Board of Supervisors, (BOS) <board.of.supervisors@sfgov.org>; Carroll, John (BOS) <john.carroll@sfgov.org>
Cc: Janice Li <janice@sfbike.org>
Subject: Neighborhood Property Crime Unit Legislation (PSNS)

Dear Chair Ronen and Supervisors,

I'm writing to express support for your proposed legislation creating property crime units at each district police station. I feel that there hasn't been enough done yet to address the epidemic of bicycle theft in our city, and I believe this legislation would be an important step in that direction.

My husband and I have suffered multiple bike thefts throughout the years, both when bikes were locked on the streets of our city, and most egregiously when our garage in the mission was broken into five times over the

course of a few months in 2013 and 9 bikes (some belonging to ours, some to our neighbors) total were stolen. We filed police reports every time and had SFPD come out, and during the last few break-ins we had security camera footage of the same perpetrator breaking into the garage each time, and nothing ever happened.

We continue to feel that the city hasn't done enough to address bike theft in the city, and feel it's really important to put efforts towards addressing this to make our city a safe place to bike and live. As a city at the forefront of technology and innovation, we should be leading the world in supporting environmentally friendly and healthy transportation like bicycling.

I look forward to seeing your hard work in this area across San Francisco.

Thank you,
Frances James
752 S Van Ness Ave, 94110

Mchugh, Eileen (BOS)

From: Carroll, John (BOS)
Sent: Tuesday, October 10, 2017 4:43 PM
To: Brian McHugh; Board of Supervisors, (BOS)
Cc: janice@sfbike.org
Subject: RE: Neighborhood Property Crime Unit Legislation (PSNS)

Thanks for your comment letter.

I have added your message to the official file for the ordinance.

I invite you to review the entire matter on our [Legislative Research Center](#) by following the link below:

[Board of Supervisors File No. 170095](#)

John Carroll
Assistant Clerk
Board of Supervisors
San Francisco City Hall, Room 244
San Francisco, CA 94102
(415)554-4445 - Direct | (415)554-5163 - Fax
john.carroll@sfgov.org | bos.legislation@sfgov.org



Click [here](#) to complete a Board of Supervisors Customer Service Satisfaction form.

The [Legislative Research Center](#) provides 24-hour access to Board of Supervisors legislation and archived matters since August 1998.

Disclosures: Personal information that is provided in communications to the Board of Supervisors is subject to disclosure under the California Public Records Act and the San Francisco Sunshine Ordinance. Personal information provided will not be redacted. Members of the public are not required to provide personal identifying information when they communicate with the Board of Supervisors and its committees. All written or oral communications that members of the public submit to the Clerk's Office regarding pending legislation or hearings will be made available to all members of the public for inspection and copying. The Clerk's Office does not redact any information from these submissions. This means that personal information—including names, phone numbers, addresses and similar information that a member of the public elects to submit to the Board and its committees—may appear on the Board of Supervisors website or in other public documents that members of the public may inspect or copy.

From: Brian McHugh [<mailto:bmchugh@credomobile.com>]
Sent: Monday, October 09, 2017 9:41 AM
To: Board of Supervisors, (BOS) <board.of.supervisors@sfgov.org>; Carroll, John (BOS) <john.carroll@sfgov.org>
Cc: janice@sfbike.org
Subject: Neighborhood Property Crime Unit Legislation (PSNS)

Dear Supervisors,

Please support the Neighborhood Property crime legislation being promoted by my advocates at the Bicycle coalition. I was a victim of a break-in early this spring. I lost 2 bicycles from my garage that had been registered with SAFE. They were never recovered.

Because breaking and entering was involved, I couldn't report the theft on-line and had to call Mission station. The officers needed to see the scene. I discovered the break-in on the morning after it occurred. The crime was not a high

priority, which I kind of understand. Unfortunately, it was 2 days before the police came by my house to take a report, which I don't understand. By the time my report was filed, the bicycles were long gone.

It's distressing to wander the City, and to see so many obvious chop-shops and to see some many bicycle remnants still chained to bike racks and other posts.

I strongly encourage the City to put more emphasis on preventing and reacting to these crimes.

Thank you,

Brian McHugh
94114

Mchugh, Eileen (BOS)

From: Carroll, John (BOS)
Sent: Tuesday, October 10, 2017 4:42 PM
To: Eric Thorne; Board of Supervisors, (BOS)
Cc: janice@sfbike.org
Subject: RE: Neighborhood Property Crime Unit Legislation (PSNS)

Thanks for your comment letter.

I have added your message to the official file for the ordinance.

I invite you to review the entire matter on our [Legislative Research Center](#) by following the link below:

[Board of Supervisors File No. 170095](#)

John Carroll
Assistant Clerk
Board of Supervisors
San Francisco City Hall, Room 244
San Francisco, CA 94102
(415)554-4445 - Direct | (415)554-5163 - Fax
john.carroll@sfgov.org | bos.legislation@sfgov.org



Click [here](#) to complete a Board of Supervisors Customer Service Satisfaction form.

The [Legislative Research Center](#) provides 24-hour access to Board of Supervisors legislation and archived matters since August 1998.

Disclosures: Personal information that is provided in communications to the Board of Supervisors is subject to disclosure under the California Public Records Act and the San Francisco Sunshine Ordinance. Personal information provided will not be redacted. Members of the public are not required to provide personal identifying information when they communicate with the Board of Supervisors and its committees. All written or oral communications that members of the public submit to the Clerk's Office regarding pending legislation or hearings will be made available to all members of the public for inspection and copying. The Clerk's Office does not redact any information from these submissions. This means that personal information—including names, phone numbers, addresses and similar information that a member of the public elects to submit to the Board and its committees—may appear on the Board of Supervisors website or in other public documents that members of the public may inspect or copy.

From: Eric Thorne [<mailto:ricehornet@gmail.com>]
Sent: Saturday, October 07, 2017 2:02 PM
To: Board of Supervisors, (BOS) <board.of.supervisors@sfgov.org>; Carroll, John (BOS) <john.carroll@sfgov.org>
Cc: janice@sfbike.org
Subject: Neighborhood Property Crime Unit Legislation (PSNS)

Dear SF Board of Supervisors,

My name is Eric Thorne, and I am writing in support of the measures proposed by the SF Bike Coalition to combat bike theft. I am a commuter from Glen Park to SoMA for work, and I also choose to ride my bike for personal trips whenever possible.

If my office did not offer bike parking, then I would be much less willing to ride my bike out of fear of theft. I see disassembled bikes all over the neighborhood I work and one of my coworkers had her bike stolen right outside the office. If we had effective laws and examples to punish thieves, then I think they would be dissuaded to steal.

This would lead to safer and less congested streets in San Francisco, not to mention cleaner San Francisco air! :)

I would appreciate your action on this issue,

Eric

Mchugh, Eileen (BOS)

From: Board of Supervisors, (BOS)
Sent: Wednesday, October 11, 2017 8:55 AM
To: BOS-Supervisors
Subject: FW: Neighborhood Property Crime Unit Legislation (PSNS)

From: Lisa Mandelstein [mailto:lmandels@aol.com]
Sent: Monday, October 09, 2017 7:45 PM
To: Board of Supervisors, (BOS) <board.of.supervisors@sfgov.org>; Carroll, John (BOS) <john.carroll@sfgov.org>
Cc: janice@sfbike.org
Subject: Neighborhood Property Crime Unit Legislation (PSNS)

10/7/17

Greetings,

I am writing to add my voice to the discussion on bicycle theft in the city. As of last week, my bicycle has been stolen, out of my garage, for a 3rd time. When I report it, I basically get the idea that there won't be much follow-up and I should just write it off, file my renter's insurance claim and move on.

I wish the police dept. had more funds to pursue these cases. In a recent news report, I heard that bike 'brokers' are lining up on Mission district streets, openly waiting for thieves to bring in bikes so they can load them up, take them out of the city and sell them at flea markets.

I would like to see the police come and arrest these van/truck drivers; do a sting operation to trace where the bikes are heading, and do more to cut off the ease with which our bikes are disappearing.

I am a school teacher, a renter; a city constituent that doesn't have a lot of money to keep replacing bike after bike. I love to ride in the city, but between theft and the need to basically strip my bike every time I leave it locked somewhere, it becomes much less feasible and definitely less enjoyable. I used to keep my bike in my upstairs apartment, but as I got older, I had to stop because of knee and balance issues. My only alternative was to keep it in the shared garage which is open in the back, surrounded by fences.

I have some ideas that would be great for the city to explore:

1. are there different kinds of bike racks that would make it harder to steal a bike and allow riders to not have to strip so much off their bike when leaving to shop for a moment?
2. give \$ incentives for landlords who add protected (or any) bicycle parking in their buildings
3. The sting operation I mentioned above to shut down the bicycle theft factories

Thanks for hearing me out. I have so appreciated all the bike lanes and safety ideas the city has backed. Sunday Streets are wonderful community building events. But, if I can't actually keep a bike, then I can't use any of them. I'm so frustrated with the state of the world these days. And, I'm so sad to lose my bike, my exercise, my fresh air transport, and a major source of daily joy.

Sincerely, Lisa Mandelstein

Lisa Mandelstein
singer/songs/piano/guitar
www.LisaMandelstein.com

Sincerely,

Sue Vaughan
94121

From: Carroll, John (BOS)
Sent: Friday, October 06, 2017 9:58 AM
To: Adam Heckaman; Board of Supervisors, (BOS)
Cc: janice@sfbike.org
Subject: RE: Neighborhood Property Crime Unit Legislation (PSNS)

Thanks for your comment letter.

The ordinance is on agenda for consideration by the Public Safety and Neighborhood Services Committee on October 11, 2017. The following link is to the agenda for the meeting:

[PSNS Agenda - October 11, 2017](#)

I have added your message to the official file for the ordinance.

I invite you to review the entire matter on our [Legislative Research Center](#) by following the link below:

[Board of Supervisors File No. 170095](#)

John Carroll
Assistant Clerk
Board of Supervisors
San Francisco City Hall, Room 244
San Francisco, CA 94102
(415)554-4445 - Direct | (415)554-5163 - Fax
john.carroll@sfgov.org | bos.legislation@sfgov.org

 Click [here](#) to complete a Board of Supervisors Customer Service Satisfaction form.

The [Legislative Research Center](#) provides 24-hour access to Board of Supervisors legislation and archived matters since August 1998.

Disclosures: Personal information that is provided in communications to the Board of Supervisors is subject to disclosure under the California Public Records Act and the San Francisco Sunshine Ordinance. Personal information provided will not be redacted. Members of the public are not required to provide personal identifying information when they communicate with the Board of Supervisors and its committees. All written or oral communications that members of the public submit to the Clerk's Office regarding pending legislation or hearings will be made available to all members of the public for inspection and copying. The Clerk's Office does not redact any information from these submissions. This means that personal information—including names, phone numbers, addresses and similar information that a member of the public elects to submit to the Board and its committees—may appear on the Board of Supervisors website or in other public documents that members of the public may inspect or copy.

-----Original Message-----

From: Adam Heckaman [<mailto:adamheckaman@icloud.com>]
Sent: Thursday, October 05, 2017 11:41 AM
To: Board of Supervisors, (BOS) <board.of.supervisors@sfgov.org>; Carroll, John (BOS) <john.carroll@sfgov.org>
Cc: janice@sfbike.org
Subject: Neighborhood Property Crime Unit Legislation (PSNS)

Interested in speaking on behalf of theft

Mchugh, Eileen (BOS)

From: Carroll, John (BOS)
Sent: Monday, October 16, 2017 9:25 AM
To: Nicholas Conti; Board of Supervisors, (BOS)
Cc: janice@sfbike.org
Subject: RE: Neighborhood Property Crime Unit Legislation (PSNS)

Thanks for your comment letter.

I have added your message to the official file for the ordinance.

I invite you to review the entire matter on our [Legislative Research Center](#) by following the link below:

[Board of Supervisors File No. 170095](#)

John Carroll
Assistant Clerk
Board of Supervisors
San Francisco City Hall, Room 244
San Francisco, CA 94102
(415)554-4445 - Direct | (415)554-5163 - Fax
john.carroll@sfgov.org | bos.legislation@sfgov.org



Click [here](#) to complete a Board of Supervisors Customer Service Satisfaction form.

The [Legislative Research Center](#) provides 24-hour access to Board of Supervisors legislation and archived matters since August 1998.

Disclosures: Personal information that is provided in communications to the Board of Supervisors is subject to disclosure under the California Public Records Act and the San Francisco Sunshine Ordinance. Personal information provided will not be redacted. Members of the public are not required to provide personal identifying information when they communicate with the Board of Supervisors and its committees. All written or oral communications that members of the public submit to the Clerk's Office regarding pending legislation or hearings will be made available to all members of the public for inspection and copying. The Clerk's Office does not redact any information from these submissions. This means that personal information—including names, phone numbers, addresses and similar information that a member of the public elects to submit to the Board and its committees—may appear on the Board of Supervisors website or in other public documents that members of the public may inspect or copy.

From: Nicholas Conti [<mailto:nicholasaconti@gmail.com>]
Sent: Wednesday, October 11, 2017 10:50 PM
To: Board of Supervisors, (BOS) <board.of.supervisors@sfgov.org>; Carroll, John (BOS) <john.carroll@sfgov.org>
Cc: janice@sfbike.org
Subject: Neighborhood Property Crime Unit Legislation (PSNS)

I've had two bikes stolen in the last three years. Each time they were my only vehicles. Please take a look at the reasonable actions the Portland Police have done. Thanks for your work and the consideration.

Nick

Carroll, John (BOS)

From: Carroll, John (BOS)
Sent: Tuesday, October 10, 2017 4:42 PM
To: 'Eric Thorne'; Board of Supervisors, (BOS)
Cc: janice@sfbike.org
Subject: RE: Neighborhood Property Crime Unit Legislation (PSNS)

Categories: 170095, 2017.10.11 - PSNS


Thanks for your comment letter.

I have added your message to the official file for the ordinance.

I invite you to review the entire matter on our [Legislative Research Center](#) by following the link below:

[Board of Supervisors File No. 170095](#)

John Carroll
Assistant Clerk
Board of Supervisors
San Francisco City Hall, Room 244
San Francisco, CA 94102
(415)554-4445 - Direct | (415)554-5163 - Fax
john.carroll@sfgov.org | bos.legislation@sfgov.org

 Click [here](#) to complete a Board of Supervisors Customer Service Satisfaction form.

The [Legislative Research Center](#) provides 24-hour access to Board of Supervisors legislation and archived matters since August 1998.

Disclosures: Personal information that is provided in communications to the Board of Supervisors is subject to disclosure under the California Public Records Act and the San Francisco Sunshine Ordinance. Personal information provided will not be redacted. Members of the public are not required to provide personal identifying information when they communicate with the Board of Supervisors and its committees. All written or oral communications that members of the public submit to the Clerk's Office regarding pending legislation or hearings will be made available to all members of the public for inspection and copying. The Clerk's Office does not redact any information from these submissions. This means that personal information—including names, phone numbers, addresses and similar information that a member of the public elects to submit to the Board and its committees—may appear on the Board of Supervisors website or in other public documents that members of the public may inspect or copy.

From: Eric Thorne [mailto:ricehornet@gmail.com]
Sent: Saturday, October 07, 2017 2:02 PM
To: Board of Supervisors, (BOS) <board.of.supervisors@sfgov.org>; Carroll, John (BOS) <john.carroll@sfgov.org>
Cc: janice@sfbike.org
Subject: Neighborhood Property Crime Unit Legislation (PSNS)

Dear SF Board of Supervisors,

My name is Eric Thorne, and I am writing in support of the measures proposed by the SF Bike Coalition to combat bike theft. I am a commuter from Glen Park to SoMA for work, and I also choose to ride my bike for personal trips whenever possible.

If my office did not offer bike parking, then I would be much less willing to ride my bike out of fear of theft. I see disassembled bikes all over the neighborhood I work and one of my coworkers had her bike stolen right outside the office. If we had effective laws and examples to punish thieves, then I think they would be dissuaded to steal.

This would lead to safer and less congested streets in San Francisco, not to mention cleaner San Francisco air! :)

I would appreciate your action on this issue,

Eric

Carroll, John (BOS)

From: Carroll, John (BOS)
Sent: Monday, October 16, 2017 9:26 AM
To: 'Jenna Newgard'; Board of Supervisors, (BOS)
Cc: janice@sfbike.org
Subject: RE: Neighborhood Property Crime Unit Legislation (PSNS)

Categories: 170095

Thanks for your comment letter.

I have added your message to the official file for the ordinance.

I invite you to review the entire matter on our [Legislative Research Center](#) by following the link below:

[Board of Supervisors File No. 170095](#)

John Carroll
Assistant Clerk
Board of Supervisors
San Francisco City Hall, Room 244
San Francisco, CA 94102
(415)554-4445 - Direct | (415)554-5163 - Fax
john.carroll@sfgov.org | bos.legislation@sfgov.org



Click [here](#) to complete a Board of Supervisors Customer Service Satisfaction form.

The [Legislative Research Center](#) provides 24-hour access to Board of Supervisors legislation and archived matters since August 1998.

Disclosures: Personal information that is provided in communications to the Board of Supervisors is subject to disclosure under the California Public Records Act and the San Francisco Sunshine Ordinance. Personal information provided will not be redacted. Members of the public are not required to provide personal identifying information when they communicate with the Board of Supervisors and its committees. All written or oral communications that members of the public submit to the Clerk's Office regarding pending legislation or hearings will be made available to all members of the public for inspection and copying. The Clerk's Office does not redact any information from these submissions. This means that personal information—including names, phone numbers, addresses and similar information that a member of the public elects to submit to the Board and its committees—may appear on the Board of Supervisors website or in other public documents that members of the public may inspect or copy.

From: Jenna Newgard [mailto:jennanewgard@gmail.com]
Sent: Thursday, October 12, 2017 9:44 AM
To: Board of Supervisors, (BOS) <board.of.supervisors@sfgov.org>; Carroll, John (BOS) <john.carroll@sfgov.org>
Cc: janice@sfbike.org
Subject: Neighborhood Property Crime Unit Legislation (PSNS)

With limited and crowded public transportation in much of SF, bike commuting is crucial for many of us to get to and from work daily. Bike theft can limit people's ability to get to and from work. Please consider doing more to prevent bike theft for both commuters and recreational cyclists.

Jenna Newgard

From: Carroll, John (BOS)
Sent: Thursday, October 12, 2017 4:44 PM
To: justin@calcattlemen.org
Cc: Board of Supervisors, (BOS)
Subject: RE: Comment: File No. 170763: Environment Code - Antibiotic Use in Food Animals

Thank you for the comment letter.

I have added it to the official file for the ordinance.

You may review the entire matter on our [Legislative Research Center](#) by following the link below:

[Board of Supervisors File No. 170763](#)

John Carroll
Assistant Clerk
Board of Supervisors
San Francisco City Hall, Room 244
San Francisco, CA 94102
(415)554-4445 - Direct | (415)554-5163 - Fax
john.carroll@sfgov.org | bos.legislation@sfgov.org



Click [here](#) to complete a Board of Supervisors Customer Service Satisfaction form.

The [Legislative Research Center](#) provides 24-hour access to Board of Supervisors legislation and archived matters since August 1998.

Disclosures: Personal information that is provided in communications to the Board of Supervisors is subject to disclosure under the California Public Records Act and the San Francisco Sunshine Ordinance. Personal information provided will not be redacted. Members of the public are not required to provide personal identifying information when they communicate with the Board of Supervisors and its committees. All written or oral communications that members of the public submit to the Clerk's Office regarding pending legislation or hearings will be made available to all members of the public for inspection and copying. The Clerk's Office does not redact any information from these submissions. This means that personal information—including names, phone numbers, addresses and similar information that a member of the public elects to submit to the Board and its committees—may appear on the Board of Supervisors website or in other public documents that members of the public may inspect or copy.

From: Board of Supervisors, (BOS)
Sent: Wednesday, October 11, 2017 8:55 AM
To: BOS-Supervisors <bos-supervisors@sfgov.org>; Carroll, John (BOS) <john.carroll@sfgov.org>
Subject: FW: Comment: File No. 170763: Environment Code - Antibiotic Use in Food Animals

From: Justin Oldfield [<mailto:justin@calcattlemen.org>]
Sent: Monday, October 09, 2017 11:35 AM
To: Board of Supervisors, (BOS) <board.of.supervisors@sfgov.org>
Cc: Jones, Justin (BOS) <justin.jones@sfgov.org>; Hamilton, Megan (BOS) <megan.hamilton@sfgov.org>; Barnes, Bill (BOS) <bill.barnes@sfgov.org>
Subject: Comment: File No. 170763: Environment Code - Antibiotic Use in Food Animals

Please find the attached comment letter that we request be submitted to the Board of Supervisors for the record.

4

Sincerely,

Justin Oldfield
Vice President, Government Affairs
California Cattlemen's Association
916-444-0845
justin@calcattlemen.org

CALIFORNIA CATTLEMEN'S ASSOCIATION

1221 H STREET • SACRAMENTO, CALIFORNIA • 95814-1910

SERVING THE CATTLE
INDUSTRY SINCE 1917



PHONE: (916) 444-0845
FAX: (916) 444-2194
www.calcattlemen.org

October 9, 2017

The Honorable London Breed
Chair, San Francisco Board of Supervisors
1 Dr. Carlton B. Goodlett Place, Rm. 244
San Francisco, CA 94102

RE: File Item 170763: Environment Code – Antibiotic Use in Food Animals

Dear Supervisor Breed,

The California Cattlemen's Association (CCA) is writing to express opposition to File Item 170763 offered by Supervisor Jeff Sheehy which would enact a new ordinance in the Environment Code requiring grocers to report the use of antibiotics in live animals for meat and poultry sold at grocery retail outlets with more than 25 stores. CCA represents California cattlemen and women in all sectors of the beef production chain – from pasture to plate. California ranchers and beef cattle producers are the most progressive in the nation and are subject to the strictest regulatory standards anywhere, including the use of antibiotics for food animal production. Cattlemen's first obligation is to provide the highest levels of animal care, which includes the implementation of a robust animal health program prescribed by veterinarians.

Unfortunately, the proposed ordinance seeks to put in place an ineffective, costly and impractical reporting program that will provide little information to consumers of beef and other meat and poultry products regarding why antibiotics are used and any risk of antimicrobial resistance that use presents. The ordinance fails to account for federal and state regulations already in place that promote the judicious use of antibiotics. As ranchers, we depend on the use of antibiotics to properly treat sick animals and, like all others, have a vested interest in ensuring antibiotics remain effective in both animal and human medicine.

In 2015, CCA and other representatives of the livestock industry worked with Senator Jerry Hill (D-San Mateo) to pass SB 27 which will require, beginning January 1, 2018, that all medically important antibiotics sold and used in California food animal production be done under the prescription of a veterinarian. In addition, SB 27 establishes a monitoring and tracking program which will analyze antibiotic use throughout all sectors of food animal production and investigate where resistance has occurred and why.

Advocates for this ordinance argue that comparing the amount of antibiotics used in food animal production compared to human medicine is reason enough to justify new reporting requirements,

Dave Daley
President
Oroville

Rob von der Lieth
Treasurer
Copperopolis

Mike Williams
Second Vice President
Acton

Mike Miller
Second Vice President
Mt. Hamilton

Billy Gatlin
Executive Vice President
Herald

Mark Lacey
First Vice President
Independence

Pat Kirby
Second Vice President
Wilton

Mike Smith
Feeder Council Chair
Selma

Trevor Freitas
Feeder Council Vice Chair
Tipton

however this information alone provides absolutely no indication as to the cause of resistance. President Obama commissioned a report by the President's Council of Advisors on Science & Technology (PCAST) in September of 2014 which recognized, as do ranchers, that antibiotics used in food animal production can contribute to resistance. However, the report also stated that "what is less clear is its relative contribution to antibiotic resistance in humans compared to the inappropriate or overuse in health care settings."¹ The reporting requirements proposed under the legislation appear to suggest to consumers that the use of antibiotics in food animal production is inherently bad when the actual data suggests that promoting the judicious use of antibiotics in animal agriculture should be the focus.

This can be further highlighted by a review of the regulations enacted in the Netherlands and Denmark to restrict the amount of antibiotics used in animal agriculture and ban their use for disease prevention. These regulations are cited in Section 2701 of the ordinance as a basis to support the proposed ordinance. A report released by the Danish government in 2009 demonstrated that although the total amount of antibiotics used between 1998 and 2009 in pork production fell by 26 percent, the amount used for therapeutic treatment increased by 223 percent. In addition, the report suggested that while resistance to some antibiotics went down, others went up and little evidence was collected demonstrating that resistance in humans had gone down during the same period.²

In addition to the proposed ordinance not providing any useful information to consumers or the Department of the Environment, it also lacks a fundamental understanding of meat and poultry production and will be completely infeasible to implement. For example, the reporting requirements include the need for a grocer to report the number of animals raised and the total volume of antibiotics administered, including the need to distinguish between the total use of non-medically important and medically important antibiotics.

Beef cattle production in California and across the United States is not, with very few exceptions, vertically integrated. Cow-calf producers maintain a breeding herd and sell weaned calves once a year to other producers, known as stockers, that turn those cattle, now considered "yearlings," back out on grass. In turn, yearling cattle are sold to feedlots to finish cattle where they remain for roughly 90 days prior to harvest. Meat packers are the last segment to receive the live animal, where it is humanely harvested and sold directly to retailers or food service providers. In this example, the animal was owned by four completely different and separate entities. In most cases, the cattle are sold in groups and the meat packer is not in connection with the original cow calf producer or stocker. Simply stated, how is a grocer positioned to collect this information as required? In fact, it would be infeasible for a meat packer to collect this information.

The report submitted to the Department of the Environment also requires the grocer to state the numbers of animals raised. Given the beef industry is not vertically integrated, is a grocer required to identify the number of animals owned by each producer that owned the animal in its

¹ *Report to the President on Combating Antibiotic Resistance*, President's Council of Advisors on Science & Technology, September 2014. Page 51

² *Use of antimicrobial agents and occurrence of antimicrobial resistance in bacteria from food animals, foods and humans in Denmark*, DANMAP. Statens Serum Institut, Danish Veterinary and Food Administration, et al. 2009.

lifetime? Do these numbers need to reflect all the producer's animals in each industry segment although all animals owned by one producer in any given year are likely not to end up being purchased by the same meat packer and sold to the same grocer? Grocers also commonly purchase cuts that are popular with the consuming public. For example, a harvested steer or heifer will produce two "tri tip" roasts taken from the bottom sirloin. A grocer may purchase several cases of case-ready tri tip roasts, however those roasts represent various animals and are not taken from one carcass. The proposed ordinance appears to presume that a grocer receives an entire carcass, breaks down the carcass and sells each cut when, in actuality, this rarely occurs. The same example can be used for ground beef sold in case-ready packages. A pound of ground beef found at the meat case may be from several different animals and other cuts from those same carcasses may be sold at different retail outlets all together.

As such, CCA cautions the Board of Supervisors from pursuing this ordinance and urges the board to hold this item 170763 from a final vote. The proposed policy is unnecessary and infeasible and serious discussions need to be had with Supervisor Sheehy's office and the Department of the Environment to address the myriad of concerns raised by stakeholders before moving forward. CCA would respectfully request the board hold the item at their upcoming meeting or vote this item down before enacting an ordinance that is set for failure.

Sincerely,

A handwritten signature in cursive script that reads "Justin Oldfield".

Justin Oldfield
Vice President, Government Affairs

CC: The Honorable Ed Lee, Mayor, City of San Francisco
Members of the San Francisco City & County Board of Supervisors

Mchugh, Eileen (BOS)

From: Carroll, John (BOS)
Sent: Tuesday, October 10, 2017 4:46 PM
To: Judy Levin
Cc: Board of Supervisors, (BOS)
Subject: RE: Additional letters of support for 170867

Thanks for your comment letters.

I have added your messages to the official file for the ordinance.

I invite you to review the entire matter on our [Legislative Research Center](#) by following the link below:

[Board of Supervisors File No. 170867](#)

John Carroll
Assistant Clerk
Board of Supervisors
San Francisco City Hall, Room 244
San Francisco, CA 94102
(415)554-4445 - Direct | (415)554-5163 - Fax
john.carroll@sfgov.org | bos.legislation@sfgov.org



Click [here](#) to complete a Board of Supervisors Customer Service Satisfaction form.

The [Legislative Research Center](#) provides 24-hour access to Board of Supervisors legislation and archived matters since August 1998.

Disclosures: Personal information that is provided in communications to the Board of Supervisors is subject to disclosure under the California Public Records Act and the San Francisco Sunshine Ordinance. Personal information provided will not be redacted. Members of the public are not required to provide personal identifying information when they communicate with the Board of Supervisors and its committees. All written or oral communications that members of the public submit to the Clerk's Office regarding pending legislation or hearings will be made available to all members of the public for inspection and copying. The Clerk's Office does not redact any information from these submissions. This means that personal information—including names, phone numbers, addresses and similar information that a member of the public elects to submit to the Board and its committees—may appear on the Board of Supervisors website or in other public documents that members of the public may inspect or copy.

From: Judy Levin [<mailto:Judy@ceh.org>]
Sent: Sunday, October 08, 2017 2:50 PM
To: Breed, London (BOS) <london.breed@sfgov.org>; Farrell, Mark (BOS) <mark.farrell@sfgov.org>; Peskin, Aaron (BOS) <aaron.peskin@sfgov.org>; Tang, Katy (BOS) <katy.tang@sfgov.org>; Kim, Jane (BOS) <jane.kim@sfgov.org>; Yee, Norman (BOS) <norman.yee@sfgov.org>; Cohen, Malia (BOS) <malia.cohen@sfgov.org>; Safai, Ahsha (BOS) <ahsha.safai@sfgov.org>; Sheehy, Jeff (BOS) <jeff.sheehy@sfgov.org>; Ronen, Hillary <hillary.ronen@sfgov.org>; Fewer, Sandra (BOS) <sandra.fewer@sfgov.org>
Cc: Carroll, John (BOS) <john.carroll@sfgov.org>
Subject: Additional letters of support for 170867

Dear Supervisors,

Attached please find an additional support for the proposed ordinance to ban the sale of furniture and children's products with flame retardant chemicals. This letter has 30 signatories from environmental, health, and fire fighter

I am writing to provide the attached comments from scientists and clinicians on the San Francisco proposed ordinance on Flame Retardant Chemicals in Upholstered Furniture and Juvenile Products.

Thank you,
Veena Singla

Veena Singla, Ph.D.
Director of Research Translation
Program on Reproductive Health and the Environment (PRHE)
University of California, San Francisco
(415) 476-3203
veena.singla@ucsf.edu
<https://prhe.ucsf.edu/>

Mchugh, Eileen (BOS)

From: Carroll, John (BOS)
Sent: Tuesday, October 10, 2017 4:47 PM
To: Singla, Veena
Cc: Board of Supervisors, (BOS)
Subject: RE: Comments from scientists and clinicians on the SF proposed ordinance on Flame Retardant Chemicals in Upholstered Furniture and Juvenile Products

Thanks for your comment letter.

I have added your message to the official file for the ordinance.

I invite you to review the entire matter on our [Legislative Research Center](#) by following the link below:

[Board of Supervisors File No. 170867](#)

John Carroll
Assistant Clerk
Board of Supervisors
San Francisco City Hall, Room 244
San Francisco, CA 94102
(415)554-4445 - Direct | (415)554-5163 - Fax
john.carroll@sfgov.org | bos.legislation@sfgov.org



Click [here](#) to complete a Board of Supervisors Customer Service Satisfaction form.

The [Legislative Research Center](#) provides 24-hour access to Board of Supervisors legislation and archived matters since August 1998.

Disclosures: Personal information that is provided in communications to the Board of Supervisors is subject to disclosure under the California Public Records Act and the San Francisco Sunshine Ordinance. Personal information provided will not be redacted. Members of the public are not required to provide personal identifying information when they communicate with the Board of Supervisors and its committees. All written or oral communications that members of the public submit to the Clerk's Office regarding pending legislation or hearings will be made available to all members of the public for inspection and copying. The Clerk's Office does not redact any information from these submissions. This means that personal information—including names, phone numbers, addresses and similar information that a member of the public elects to submit to the Board and its committees—may appear on the Board of Supervisors website or in other public documents that members of the public may inspect or copy.

From: Singla, Veena [<mailto:Veena.Singla@ucsf.edu>]
Sent: Monday, October 09, 2017 2:07 PM
To: Ronen, Hillary <hillary.ronen@sfgov.org>; Sheehy, Jeff (BOS) <jeff.sheehy@sfgov.org>; Fewer, Sandra (BOS) <sandra.fewer@sfgov.org>
Cc: Carroll, John (BOS) <john.carroll@sfgov.org>; Board of Supervisors, (BOS) <board.of.supervisors@sfgov.org>; Breed, London (BOS) <london.breed@sfgov.org>; Farrell, Mark (BOS) <mark.farrell@sfgov.org>; Peskin, Aaron (BOS) <aaron.peskin@sfgov.org>; Tang, Katy (BOS) <katy.tang@sfgov.org>; Kim, Jane (BOS) <jane.kim@sfgov.org>; Yee, Norman (BOS) <norman.yee@sfgov.org>; Cohen, Malia (BOS) <malia.cohen@sfgov.org>; Safai, Ahsha (BOS) <ahsha.safai@sfgov.org>
Subject: Comments from scientists and clinicians on the SF proposed ordinance on Flame Retardant Chemicals in Upholstered Furniture and Juvenile Products

Dear Public Safety Committee and San Francisco Board of Supervisors,

permanently delete the original e-mail message and any attachments from your system, and destroy all copies of the original message and attachments.

Mchugh, Eileen (BOS)

From: Carroll, John (BOS)
Sent: Tuesday, October 10, 2017 4:49 PM
To: Andy Hackman
Cc: Board of Supervisors, (BOS)
Subject: RE: JPMA Letter - Flame Retardants - File Number 170867 - ELECTRONIC/ELECTRICAL Components

Thanks for your comment letter.

I have added your message to the official file for the ordinance.

I invite you to review the entire matter on our [Legislative Research Center](#) by following the link below:

[Board of Supervisors File No. 170867](#)

John Carroll
Assistant Clerk
Board of Supervisors
San Francisco City Hall, Room 244
San Francisco, CA 94102
(415)554-4445 - Direct | (415)554-5163 - Fax
john.carroll@sfgov.org | bos.legislation@sfgov.org



Click [here](#) to complete a Board of Supervisors Customer Service Satisfaction form.

The [Legislative Research Center](#) provides 24-hour access to Board of Supervisors legislation and archived matters since August 1998.

Disclosures: Personal information that is provided in communications to the Board of Supervisors is subject to disclosure under the California Public Records Act and the San Francisco Sunshine Ordinance. Personal information provided will not be redacted. Members of the public are not required to provide personal identifying information when they communicate with the Board of Supervisors and its committees. All written or oral communications that members of the public submit to the Clerk's Office regarding pending legislation or hearings will be made available to all members of the public for inspection and copying. The Clerk's Office does not redact any information from these submissions. This means that personal information—including names, phone numbers, addresses and similar information that a member of the public elects to submit to the Board and its committees—may appear on the Board of Supervisors website or in other public documents that members of the public may inspect or copy.

From: Andy Hackman [mailto:AHackman@serlinhaley.com]
Sent: Tuesday, October 10, 2017 5:46 AM
To: Farrell, Mark (BOS) <mark.farrell@sfgov.org>; Karunaratne, Kanishka (BOS) <kanishka.karunaratne@sfgov.org>
Cc: Fewer, Sandra (BOS) <sandra.fewer@sfgov.org>; Ronen, Hillary <hillary.ronen@sfgov.org>; Sheehy, Jeff (BOS) <jeff.sheehy@sfgov.org>; Kelly Mariotti <kmariotti@ahint.com>; Carroll, John (BOS) <john.carroll@sfgov.org>
Subject: RE: JPMA Letter - Flame Retardants - File Number 170867 - ELECTRONIC/ELECTRICAL Components
Importance: High

Dear Supervisor Farrell and Public Safety and Neighborhood Services Committee Members,

Attached please find a second letter from the Juvenile Products Manufacturers Association (JPMA) providing information and concerns on File Number 170867 - amending the Environment Code to ban the sale of upholstered furniture and juvenile products made with or containing an added flame retardant chemical in San Francisco.

This letter addresses the critical need to address electrical and electronic components under the proposed ordinance. Since our first letter new information has come to light, and addressing these components is crucial to protecting children and preventing unintended consequences.

Please let me know if you or your staff have any questions with regard to this request.

Respectfully,

Andrew R Hackman
Serlin Haley LLP
(202) 770-2231 direct
(202) 570-8526 cell
ahackman@serlinhaley.com
www.serlinhaley.com

-----Original Message-----

From: Andy Hackman
Sent: Friday, September 29, 2017 11:36 AM
To: Mark.Farrell@sfgov.org; Kanishka.Karunaratne@sfgov.org
Cc: Sandra.Fewer@sfgov.org; Hillary.Ronen@sfgov.org; Jeff.Sheehy@sfgov.org; Kelly Mariotti <kmariotti@ahint.com>
Subject: JPMA Letter - Flame Retardants - File Number 170867

Dear Supervisor Farrell and Public Safety and Neighborhood Services Committee Members,

Attached please find a letter from the Juvenile Products Manufacturers Association (JPMA) providing information and concerns on File Number 170867 - amending the Environment Code to ban the sale of upholstered furniture and juvenile products made with or containing an added flame retardant chemical in San Francisco.

Juvenile product makers are prohibited by federal law from exposing a child to known chemical hazards that can cause harm, and in the area of flame retardants the industry has moved to eliminate their use – where not required by law. However, this proposed ordinance lacks clarity and would restrict broad classes of chemicals, while also creating a civil enforcement provision.

JPMA urges you and the Board of Supervisors to consider amendments to this legislation to remove the civil enforcement provision and add clarity to the restrictions for compliance purposes.

Respectfully,

Andrew R. Hackman
(202) 770-2231 direct
(202) 570-8526 cell
ahackman@serlinhaley.com

CONFIDENTIALITY NOTICE: This e-mail message (including any attachments) is covered by the Electronic Communications Privacy Act, 18 U.S.C. §§ 2510-2521, and is intended only for the person or entity to which it is addressed. Further, this e-mail from the law firm Serlin Haley LLP may be protected by attorney-client privilege and/or attorney work-product doctrine and is intended for the PERSONAL and CONFIDENTIAL use of the recipient named above. Any unauthorized review, use, disclosure, dissemination, copying, forwarding or distribution is strictly prohibited. If you are not the intended recipient, or received this e-mail in error, please contact the sender by reply e-mail,

Mchugh, Eileen (BOS)

From: Carroll, John (BOS)
Sent: Thursday, October 12, 2017 4:10 PM
To: paul@pw-sc.com
Cc: Board of Supervisors, (BOS)
Subject: RE: Today's Public Safety and Neighborhood Services Committee - Item 1 Support

Thanks for your comment letter.

I have added your message to the official file for the ordinance.

I invite you to review the entire matter on our [Legislative Research Center](#) by following the link below:

[Board of Supervisors File No. 170867](#)

John Carroll
Assistant Clerk
Board of Supervisors
San Francisco City Hall, Room 244
San Francisco, CA 94102
(415)554-4445 - Direct | (415)554-5163 - Fax
john.carroll@sfgov.org | bos.legislation@sfgov.org



Click [here](#) to complete a Board of Supervisors Customer Service Satisfaction form.

The [Legislative Research Center](#) provides 24-hour access to Board of Supervisors legislation and archived matters since August 1998.

Disclosures: Personal information that is provided in communications to the Board of Supervisors is subject to disclosure under the California Public Records Act and the San Francisco Sunshine Ordinance. Personal information provided will not be redacted. Members of the public are not required to provide personal identifying information when they communicate with the Board of Supervisors and its committees. All written or oral communications that members of the public submit to the Clerk's Office regarding pending legislation or hearings will be made available to all members of the public for inspection and copying. The Clerk's Office does not redact any information from these submissions. This means that personal information—including names, phone numbers, addresses and similar information that a member of the public elects to submit to the Board and its committees—may appear on the Board of Supervisors website or in other public documents that members of the public may inspect or copy.

From: Paul Wermer [mailto:paul@pw-sc_paul@sonic.net]
Sent: Wednesday, October 11, 2017 8:09 AM
To: Ronen, Hillary <hillary.ronen@sfgov.org>; Sheehy, Jeff (BOS) <jeff.sheehy@sfgov.org>; Fewer, Sandra (BOS) <sandra.fewer@sfgov.org>; Carroll, John (BOS) <john.carroll@sfgov.org>
Cc: Farrell, Mark (BOS) <mark.farrell@sfgov.org>; Peskin, Aaron (BOS) <aaron.peskin@sfgov.org>
Subject: Today's Public Safety and Neighborhood Services Committee - Item 1 Support

Dear Supervisor Ronen, Supervisor Sheehy and Supervisor Fewer:

I urge you, as members of the Public Safety and Neighborhood Services Committee, to support the proposed ordinance "Environment Code - Flame Retardant Chemicals in Upholstered Furniture and Juvenile Products",

File #170867, Item 1 on the Oct 11 Agenda. I urge this as a chemist who has reviewed a large body of data that supports this proposed ordinance's objectives.

When the State of California revised TB 117 and published *TB 117-2013*, they rigorously evaluated the risks and benefits of the earlier versions - and the data showed that use of th halogenated flame retardants (HFR) in furniture foams did not provide a fire safety benefit. The HFR use was the wrong solution to the problem, as the work of Green Science Policy and others clearly demonstrated.

At the same time, the toxicology data is clear - exposure to HFRs has a variety of adverse health impacts that place our children's health at risk.

Permitting the use of materials that do not materially improve fire safety, yet cause public health risks, and, in the event of fire, enhance the formation of halogenated combustion by-products (which are generally toxic and carcinogenic) is foolish.

I thank Supervisor Farrell, Supervisor Peskin and Supervisor Sheehy for proposing this ordinance, and encourage the Board of Supervisors to adopt it.

Sincerely yours,
Paul Wermer

--

Paul Wermer
2309 California Street
San Francisco, CA 94115

+1 415 929 1680
paul@pw-sc.com

Mchugh, Eileen (BOS)

From: Carroll, John (BOS)
Sent: Thursday, October 12, 2017 4:11 PM
To: Singla, Veena
Cc: Board of Supervisors, (BOS)
Subject: RE: Comments from scientists and clinicians on the SF proposed ordinance on Flame Retardant Chemicals in Upholstered Furniture and Juvenile Products

Thanks for your comment letter.

I have added your message to the official file for the ordinance.

I invite you to review the entire matter on our [Legislative Research Center](#) by following the link below:

[Board of Supervisors File No. 170867](#)

John Carroll
Assistant Clerk
Board of Supervisors
San Francisco City Hall, Room 244
San Francisco, CA 94102
(415)554-4445 - Direct | (415)554-5163 - Fax
john.carroll@sfgov.org | bos.legislation@sfgov.org



Click [here](#) to complete a Board of Supervisors Customer Service Satisfaction form.

The [Legislative Research Center](#) provides 24-hour access to Board of Supervisors legislation and archived matters since August 1998.

Disclosures: Personal information that is provided in communications to the Board of Supervisors is subject to disclosure under the California Public Records Act and the San Francisco Sunshine Ordinance. Personal information provided will not be redacted. Members of the public are not required to provide personal identifying information when they communicate with the Board of Supervisors and its committees. All written or oral communications that members of the public submit to the Clerk's Office regarding pending legislation or hearings will be made available to all members of the public for inspection and copying. The Clerk's Office does not redact any information from these submissions. This means that personal information—including names, phone numbers, addresses and similar information that a member of the public elects to submit to the Board and its committees—may appear on the Board of Supervisors website or in other public documents that members of the public may inspect or copy.

From: Board of Supervisors, (BOS)
Sent: Wednesday, October 11, 2017 8:55 AM
To: BOS-Supervisors <bos-supervisors@sfgov.org>; Carroll, John (BOS) <john.carroll@sfgov.org>
Subject: FW: Comments from scientists and clinicians on the SF proposed ordinance on Flame Retardant Chemicals in Upholstered Furniture and Juvenile Products

From: Singla, Veena [<mailto:Veena.Singla@ucsf.edu>]
Sent: Monday, October 09, 2017 2:07 PM
To: Ronen, Hillary <hillary.ronen@sfgov.org>; Sheehy, Jeff (BOS) <jeff.sheehy@sfgov.org>; Fewer, Sandra (BOS) <sandra.fewer@sfgov.org>
Cc: Carroll, John (BOS) <john.carroll@sfgov.org>; Board of Supervisors, (BOS) <board.of.supervisors@sfgov.org>; Breed,

London (BOS) <london.breed@sfgov.org>; Farrell, Mark (BOS) <mark.farrell@sfgov.org>; Peskin, Aaron (BOS) <aaron.peskin@sfgov.org>; Tang, Katy (BOS) <katy.tang@sfgov.org>; Kim, Jane (BOS) <jane.kim@sfgov.org>; Yee, Norman (BOS) <norman.yee@sfgov.org>; Cohen, Malia (BOS) <malia.cohen@sfgov.org>; Safai, Ahsha (BOS) <ahsha.safai@sfgov.org>

Subject: Comments from scientists and clinicians on the SF proposed ordinance on Flame Retardant Chemicals in Upholstered Furniture and Juvenile Products

Dear Public Safety Committee and San Francisco Board of Supervisors,

I am writing to provide the attached comments from scientists and clinicians on the San Francisco proposed ordinance on Flame Retardant Chemicals in Upholstered Furniture and Juvenile Products.

Thank you,
Veena Singla

Veena Singla, Ph.D.
Director of Research Translation
Program on Reproductive Health and the Environment (PRHE)
University of California, San Francisco
(415) 476-3203
veena.singla@ucsf.edu
<https://prhe.ucsf.edu/>

170867

October 9, 2017

Re: The San Francisco Proposed Ordinance on Flame Retardant Chemicals in Upholstered Furniture and Juvenile Products

Dear San Francisco Board of Supervisors,

We, the undersigned academics, scientists, and clinicians are writing to provide scientific information relevant to the City's proposed ordinance on flame retardant chemicals in upholstered furniture and juvenile products. We declare collectively that we have no direct or indirect financial or fiduciary interest in any chemical or product related to this ordinance. The co-signers' institutional affiliations are included for identification purposes only and do not necessarily imply any institutional endorsement or support of these comments, unless indicated otherwise.

San Francisco is proposing an ordinance to amend the city's Environment Code to ban the sale of upholstered furniture and juvenile products made with or containing added flame retardant chemicals. This ordinance would reduce the exposure of San Francisco communities to potentially harmful flame retardant chemicals in the places where people live, work, learn and play. This is especially true for sensitive populations such as pregnant women, young children, low-income and communities of color who are most vulnerable to adverse health effects from harmful chemical exposures, such as flame retardant chemicals.

Researchers have consistently found that furniture and children's products are significant contributors to families' flame retardant exposures.^{1,2} Studies also found that removing products containing flame retardant chemicals from indoor environments significantly reduces the levels of flame retardants in indoor air or dust.^{3,4} Flame retardant chemicals enter people's bodies primarily via contaminated air and dust,⁵⁻⁷ so reducing the concentrations of chemicals in air and dust would subsequently reduce human exposure.

Studies at the University of California, San Francisco documented that low-income, diverse pregnant women seeking care in San Francisco had some of the highest levels of flame retardant chemicals in their bodies compared to pregnant women worldwide.⁸ Other research has found that people of color and/ or lower socio-economic status have significantly higher levels of flame retardants in their indoor dust and bodies.⁹ Flame retardant chemicals have been associated with lower IQ, hormone disruption, reduced fertility and cancer.¹⁰⁻¹³ Based on IQ loss and intellectual disability alone, the health impacts from flame retardant chemicals are estimated to cost the U.S. \$266-500 billion annually.¹⁴

Some harmful flame retardants have already been banned or phased out; however studies find an alarming array of replacement chemicals whose use in products has subsequently grown, with concurrent increases in levels of these new chemicals in indoor dust and in people's bodies.¹⁵⁻¹⁷ Substituting one banned chemical for another similar one, likely resulting in comparable if not more serious health effects, is an inadequate and inefficient approach to protecting the public's health.

Prenatal and early-life exposures to flame retardants are especially of concern because the developing brain and body are more vulnerable to chemical toxicity.¹⁸ Additionally, young children's hand-to-mouth and mouthing behaviors result in greater contact with flame retardant containing dust and products, leading to higher flame retardant exposures. Toddlers have 3-15 times higher levels of flame retardant

chemicals in their bodies compared to their moms, and California children have significantly higher levels of some flame retardants compared to children in New Jersey or Ohio.¹⁹⁻²¹

Studies at the Consumer Product Safety Commission found no significant difference in the fire performance of furniture made with or without flame retardants, meaning that adding flame retardant chemicals does not reduce flammability sufficiently to meaningfully affect fire safety.²² Further, because California has updated its flammability standards, flame retardants are not needed to meet current standards for furniture or children's products covered by the ordinance. Removing flame retardants from these products could reduce human exposure to these chemicals.

We are appreciative of the opportunity to provide public input on this proposed ordinance. Please do not hesitate to contact us with any questions regarding these comments.

Sincerely,

Veena Singla, PhD; Juleen Lam, PhD; and Tracey Woodruff, PhD
Program on Reproductive Health and the Environment
University of California, San Francisco

Sheila Brear, BDS
Associate Dean of Academic Affairs, School of Dentistry
University of California, San Francisco

Phil Brown
University Distinguished Professor of Sociology and Health Sciences
Director, Social Science Environmental Health Research Institute
Northeastern University

Terrence J. Collins, Ph.D., Hon FRSNZ
Teresa Heinz Professor of Green Chemistry
Director, Institute for Green Science
Department of Chemistry
Carnegie Mellon University

Carl F. Cranor
Distinguished Professor of Philosophy
Faculty Member Environmental Toxicology Graduate Group
University of California, Riverside

Susan J. Fisher, PhD
Professor
Department of Obstetrics, Gynecology and Reproductive Sciences
University of California, San Francisco

Steven G. Gilbert, PhD, DABT
Executive Director
Institute of Neurotoxicology & Neurological Disorders

Robert M. Gould, MD
Associate Adjunct Professor
Department of Obstetrics, Gynecology and Reproductive Sciences
University of California, San Francisco
President, San Francisco Bay Area Chapter, Physicians for Social Responsibility*

Robert A. Hiatt, MD, PhD
Professor of Epidemiology and Biostatistics
Associate Director for Population Sciences
Helen Diller Family Comprehensive Cancer Center
University of California, San Francisco
Co-founder, San Francisco Cancer Initiative

Maeve Howett
Clinical Professor and Assistant Dean for Undergraduate Nursing Education
College of Nursing
University of Massachusetts, Amherst

Erica Koustas, PhD
Scientific Consultant
University of California, San Francisco

Diana J. Laird, PhD
Associate Professor
Department of Obstetrics, Gynecology and Reproductive Sciences
University of California, San Francisco

Mark Miller, MD, MPH
Co-director, Western States Pediatric Environmental Health Specialty Unit
Assistant Clinical Professor
University of California, San Francisco

Rachel Morello-Frosch, PhD, MPH
Professor
School of Public Health
University of California, Berkeley

Heather B. Patisaul
Professor, Biological Sciences
North Carolina State University

Paolo Rinaudo
Associate Professor
University of California, San Francisco

Joshua F. Robinson, PhD
Assistant Professor
Department of Obstetrics, Gynecology and Reproductive Sciences

University of California, San Francisco

Leslie Rubin, MD
Founder of Break the Cycle of Health Disparities, Inc.
Developmental Pediatric Specialists

Barbara Sattler
Board Member
Alliance of Nurses for Healthy Environments

Ted Schettler, MD, MPH
Science Director
Science and Environmental Health Network

Arianne Teherani
Professor of Medicine
University of California, San Francisco

Laura N. Vandenberg
Assistant Professor
University of Massachusetts, Amherst

David Wallinga, MD, MPA
Physician
Senior Health Officer, Natural Resources Defense Council

Aolin Wang, PhD
Postdoctoral Scholar
Program on Reproductive Health and the Environment
University of California, San Francisco

Marya Zlatnik, MD, MMS
Professor
Department of Obstetrics, Gynecology and Reproductive Sciences
University of California, San Francisco

R. Thomas Zoeller, PhD
Professor
University of Massachusetts, Amherst

*indicates organizational support

REFERENCES

1. Hammel SC, Hoffman K, Lorenzo AM, Chen A, Phillips AL, Butt CM, et al. Associations between flame retardant applications in furniture foam, house dust levels, and residents' serum levels. *Environ Int.* 2017 Oct;107:181–9.
2. Hoffman K, Butt CM, Chen A, Limkakeng AT, Stapleton HM. High Exposure to Organophosphate


- Flame Retardants in Infants: Associations with Baby Products. *Environ Sci Technol*. 2015 Dec 15;49(24):14554–9.
3. Muenhor D, Harrad S. Within-room and within-building temporal and spatial variations in concentrations of polybrominated diphenyl ethers (PBDEs) in indoor dust. *Environ Int*. 2012 Oct 15;47:23–7.
 4. Hazrati S, Harrad S. Causes of Variability in Concentrations of Polychlorinated Biphenyls and Polybrominated Diphenyl Ethers in Indoor air. *Environ Sci Technol*. 2006 Dec;40(24):7584–9.
 5. Weschler CJ, Nazaroff WW. Semivolatile organic compounds in indoor environments. *Atmos Environ*. 2008 Dec;42(40):9018–40.
 6. Schreder ED, Uding N, La Guardia MJ. Inhalation a significant exposure route for chlorinated organophosphate flame retardants. *Chemosphere*. 2016 Jan;1–6.
 7. Stapleton HM, Misenheimer J, Hoffman K, Webster TF. Flame retardant associations between children’s handwipes and house dust. *Chemosphere*. 2014 Dec;116:54–60.
 8. Zota AR, Park J-S, Wang Y, Petreas M, Zoeller RT, Woodruff TJ. Polybrominated Diphenyl Ethers, Hydroxylated Polybrominated Diphenyl Ethers, and Measures of Thyroid Function in Second Trimester Pregnant Women in California. *Environ Sci Technol*. 2011 Sep 15;45(18):7896–905.
 9. Zota AR, Adamkiewicz G, Morello-Frosch RA. Are PBDEs an environmental equity concern? Exposure disparities by socioeconomic status. *Environ Sci Technol*. 2010 Aug;44(15):5691–2.
 10. Lam J, Lanphear BP, Bellinger D, Axelrad DA, McPartland J, Sutton P, et al. Developmental PBDE Exposure and IQ/ADHD in Childhood: A Systematic Review and Meta-analysis. *Environ Health Perspect*. 2017 Aug 3;125(8).
 11. Chevrier J, Harley KG, Bradman A, Gharbi M, Sjödin A, Eskenazi B. Polybrominated diphenyl ether (PBDE) flame retardants and thyroid hormone during pregnancy. *Environ Health Perspect*. 2010 Oct;118(10):1444–9.
 12. Harley KG, Marks AR, Chevrier J, Bradman A, Sjödin A, Eskenazi B. PBDE concentrations in women’s serum and fecundability. *Environ Health Perspect*. 2010 May;118(5):699–704.
 13. OEHHA. OEHHA Proposition 65 tris(1,3-dichloro-2-propyl) phosphate (TDCPP). 2011.
 14. Attina TM, Hauser R, Sathyanarayana S, Hunt PA, Bourguignon J, Myers JP, et al. Exposure to endocrine-disrupting chemicals in the USA : a population-based disease burden and cost analysis. *LANCET Diabetes Endocrinol*. 2016;8587(16):1–8.
 15. Stapleton HM, Sharma S, Getzinger G, Ferguson PL, Gabriel M, Webster TF, et al. Novel and High Volume Use Flame Retardants in US Couches Reflective of the 2005 PentaBDE Phase Out. *Environ Sci Technol*. 2012 Dec 18;46(24):13432–9.
 16. Dodson RE, Perovich LJ, Covaci A, Van den Eede N, Ionas AC, Dirtu AC, et al. After the PBDE Phase-Out: A Broad Suite of Flame Retardants in Repeat House Dust Samples from California. *Environ Sci Technol*. 2012 Dec 18;46(24):13056–66.
 17. Hoffman K, Butt CM, Webster TF, Preston E V., Hammel SC, Makey C, et al. Temporal Trends in Exposure to Organophosphate Flame Retardants in the United States. *Environ Sci Technol Lett*. 2017 Feb 8;acs.estlett.6b00475.
 18. Landrigan PJ, Goldman LR. Children’s vulnerability to toxic chemicals: a challenge and opportunity to strengthen health and environmental policy. *Health Aff (Millwood)*. 2011 May 1;30(5):842–50.
 19. Butt CM, Congleton J, Hoffman K, Fang M, Stapleton HM. Metabolites of Organophosphate Flame Retardants and 2-Ethylhexyl Tetrabromobenzoate in Urine from Paired Mothers and Toddlers. *Environ Sci Technol*. 2014 Sep 2;48(17):10432–8.
 20. Butt CM, Hoffman K, Chen A, Lorenzo A, Congleton J, Stapleton HM. Regional comparison of organophosphate flame retardant (PFR) urinary metabolites and tetrabromobenzoic acid (TBBA) in mother-toddler pairs from California and New Jersey. *Environ Int*. 2016 Jul;

21. Windham GC, Pinney SM, Sjodin A, Lum R, Jones RS, Needham LL, et al. Body burdens of brominated flame retardants and other persistent organo-halogenated compounds and their descriptors in US girls. *Environ Res.* 2010 Apr;110(3):251–7.
22. Mehta S. Upholstered Furniture Full Scale Chair Tests – Open Flame Ignition Results and Analysis. Bethesda, MD; 2012.

Mchugh, Eileen (BOS)

From: Board of Supervisors, (BOS)
Sent: Tuesday, October 10, 2017 4:30 PM
To: BOS-Supervisors; Carroll, John (BOS)
Subject: FW: Richmond Senior Center supports the ban of robots on our sidewalks

From: Kaleda Walling [mailto:kaleda@ggsenior.org]
Sent: Tuesday, October 10, 2017 1:56 PM
To: Board of Supervisors, (BOS) <board.of.supervisors@sfgov.org>; Breed, London (BOS) <london.breed@sfgov.org>; Peskin, Aaron (BOS) <aaron.peskin@sfgov.org>; Ronen, Hillary <hillary.ronen@sfgov.org>; Fewer, Sandra (BOS) <sandra.fewer@sfgov.org>; Kim, Jane (BOS) <jane.kim@sfgov.org>; Safai, Ahsha (BOS) <ahsha.safai@sfgov.org>; Tang, Katy (BOS) <katy.tang@sfgov.org>; Cohen, Malia (BOS) <malia.cohen@sfgov.org>; Farrell, Mark (BOS) <mark.farrell@sfgov.org>; Yee, Norman (BOS) <norman.yee@sfgov.org>; Sheehy, Jeff (BOS) <jeff.sheehy@sfgov.org>
Cc: Lee, Mayor (MYR) <mayoredwinlee@sfgov.org>; Nuru, Mohammed (DPW) <mohammed.nuru@sfdpw.org>; Rahaim, John (CPC) <john.rahaim@sfgov.org>; Reiskin, Ed (MTA) <Ed.Reiskin@sfmta.com>; MTABoard@sfmta.org; tilly.chang@sfcta.org; Roxas, Samantha (BOS) <samantha.roxas@sfgov.org>; Angulo, Sunny (BOS) <sunny.angulo@sfgov.org>; Beinart, Amy (BOS) <amy.beinart@sfgov.org>; Yu, Angelina (BOS) <angelina.yu@sfgov.org>; noelle.duong@sfgov.or
Subject: Richmond Senior Center supports the ban of robots on our sidewalks



RICHMOND SENIOR CENTER

Golden Gate Senior Services

October 10, 2017

Board of Supervisors
San Francisco City Hall
1 Dr Carlton B Goodlett Pl
San Francisco, CA 94102

Dear Board of Supervisors,

On behalf of Richmond Senior Center, I am writing to urge you to support Supervisor Norman Yee's proposal to prohibit Autonomous Delivery Devices from Sidewalks and Right-Of-Ways (File 170599).

Richmond Senior Center, which represents more than 500 Seniors and Adults with Disabilities in the Richmond district, provides programs and activities that support healthy aging and community connections. This legislation is important to us because we are concerned about the impacts of Autonomous Delivery Vehicles on the safety of people who rely on

walking as a primary means of transportation and healthy activity. Autonomous Delivery Devices are an example of a technological innovation that could have positive uses; however, this technology is in its infancy and the City must act quickly to ensure it does not negatively impact the community.

San Francisco has always prioritized our sidewalks for the use of pedestrians — from banning bicycles and Segways from our sidewalks, to prioritizing the “pedestrian environment” under the Better Streets Plan. Sidewalks are the one of the only spaces in the city that is dedicated to pedestrians, and these spaces are already narrow and crowded throughout much of the city. If anything, we need more space dedicated to people walking, rather than having to share the limited space we do have.

Sidewalks are also the heart of our community. They are where people gather to talk, where they shop, where they walk their dogs, and how they get from one place to another in our great city. We must proactively preserve this limited pedestrian-prioritized space for people to use safely, without fear of moving vehicles. This is especially important for seniors, people with disabilities, and for families. These Autonomous Delivery Devices will be an obstacle in their path, taking up limited sidewalk space, potentially blocking curb ramps that are vital for people in wheelchairs or people pushing strollers, and overall decreasing the quality of life on our sidewalks.

One or two Delivery Devices might not seem like a problem, but as these vehicles become truly autonomous and their numbers increase, we can expect many of them to be operating on a single block at the same time. The City must be proactive to ensure that our sidewalks don’t become robot superhighways, but instead remain safe and enjoyable places for people.

San Francisco is a hub for innovation and small businesses. However, when an industry’s business model uses public space, it is crucial that our elected officials prioritize the needs of the community and consider the impact to their quality of life. Additionally, the economic climate of the city makes it hard for many people to live here. Replacing entry-level delivery jobs with robot deliveries will negatively impact people’s opportunities for working in San Francisco.

San Francisco has a proven record of valuing vehicle-free sidewalks. I urge you to continue the codification of this value by supporting Supervisor Yee’s legislation to prohibit the use of Autonomous Delivery Devices on our sidewalks and public right-of-way.

Sincerely,

Kaleda Walling, Director
Richmond Senior Center

CC: San Francisco Mayor Edwin Lee
San Francisco Municipal Transportation Agency Board of Directors
San Francisco Municipal Transportation Agency Director Ed Reiskin
San Francisco Public Works Director Mohammed Nuru
San Francisco Planning Department Director John Rahaim
San Francisco Country Transportation Agency Director Tilly Chang

Mchugh, Eileen (BOS)

From: Carroll, John (BOS)
Sent: Thursday, October 12, 2017 4:24 PM
To: pete.a.lester@gmail.com
Cc: Board of Supervisors, (BOS)
Subject: RE: No robots on our already crowded sidewalks

Thanks for your comment letter. I have added your message to the official file for the ordinance.

I invite you to review the entire matter on our [Legislative Research Center](#) by following the link below:

[Board of Supervisors File No. 170599](#)

John Carroll
Assistant Clerk
Board of Supervisors
San Francisco City Hall, Room 244
San Francisco, CA 94102
(415)554-4445 - Direct | (415)554-5163 - Fax
john.carroll@sfgov.org | bos.legislation@sfgov.org



Click [here](#) to complete a Board of Supervisors Customer Service Satisfaction form.

The [Legislative Research Center](#) provides 24-hour access to Board of Supervisors legislation and archived matters since August 1998.

Disclosures: Personal information that is provided in communications to the Board of Supervisors is subject to disclosure under the California Public Records Act and the San Francisco Sunshine Ordinance. Personal information provided will not be redacted. Members of the public are not required to provide personal identifying information when they communicate with the Board of Supervisors and its committees. All written or oral communications that members of the public submit to the Clerk's Office regarding pending legislation or hearings will be made available to all members of the public for inspection and copying. The Clerk's Office does not redact any information from these submissions. This means that personal information—including names, phone numbers, addresses and similar information that a member of the public elects to submit to the Board and its committees—may appear on the Board of Supervisors website or in other public documents that members of the public may inspect or copy.

From: Board of Supervisors, (BOS)
Sent: Wednesday, October 11, 2017 3:12 PM
To: BOS-Supervisors <bos-supervisors@sfgov.org>; Carroll, John (BOS) <john.carroll@sfgov.org>
Subject: FW: No robots on our already crowded sidewalks

From: Pete Lester [<mailto:pete.a.lester@gmail.com>]
Sent: Wednesday, October 11, 2017 6:06 AM
To: Board of Supervisors, (BOS) <board.of.supervisors@sfgov.org>; Sheehy, Jeff (BOS) <jeff.sheehy@sfgov.org>
Subject: No robots on our already crowded sidewalks

I would be at city hall today but I'm on my honeymoon.
That's right, I woke up at 6:00am while celebrating my marriage thinking, "My supervisors need to know that there is no place on our sidewalks for robot delivery."
Stop this horrible intrusion into a shared public space.
Sidewalks keep people safe.

Thank you.
Pete Lester
SF, CA
94131

--

Pete A Lester

Vice President Chooda Board of Directors

Event Planner and Coordinator

Bike Zambia Planning Committee

Certified Bike Fitter

Certified Bosch E-Bike Mechanic

Help me raise money to fight HIV/Aids and Poverty in Zambia

Join Us on the ride!

Mchugh, Eileen (BOS)

From: Carroll, John (BOS)
Sent: Thursday, October 12, 2017 4:23 PM
To: occexp@aol.com
Cc: Board of Supervisors, (BOS)
Subject: RE: Item #10599 [Public Works, Police Codes - Prohibiting Autonomous Delivery Devices on Sidewalks and Right-of-Ways]

Thanks for your comment letter. I have added your message to the official file for the ordinance.

I invite you to review the entire matter on our [Legislative Research Center](#) by following the link below:

[Board of Supervisors File No. 170599](#)

John Carroll
Assistant Clerk
Board of Supervisors
San Francisco City Hall, Room 244
San Francisco, CA 94102
(415)554-4445 - Direct | (415)554-5163 - Fax
john.carroll@sfgov.org | bos.legislation@sfgov.org



Click [here](#) to complete a Board of Supervisors Customer Service Satisfaction form.

The [Legislative Research Center](#) provides 24-hour access to Board of Supervisors legislation and archived matters since August 1998.

Disclosures: Personal information that is provided in communications to the Board of Supervisors is subject to disclosure under the California Public Records Act and the San Francisco Sunshine Ordinance. Personal information provided will not be redacted. Members of the public are not required to provide personal identifying information when they communicate with the Board of Supervisors and its committees. All written or oral communications that members of the public submit to the Clerk's Office regarding pending legislation or hearings will be made available to all members of the public for inspection and copying. The Clerk's Office does not redact any information from these submissions. This means that personal information—including names, phone numbers, addresses and similar information that a member of the public elects to submit to the Board and its committees—may appear on the Board of Supervisors website or in other public documents that members of the public may inspect or copy.

From: Somera, Alisa (BOS)
Sent: Wednesday, October 11, 2017 10:46 AM
To: Carroll, John (BOS) <john.carroll@sfgov.org>
Subject: FW: Item #10599 [Public Works, Police Codes - Prohibiting Autonomous Delivery Devices on Sidewalks and Right-of-Ways]

John... for today's meeting Item #2.

Alisa Somera
Legislative Deputy Director
San Francisco Board of Supervisors
1 Dr. Carlton B. Goodlett Place, Room 244
San Francisco, CA 94102
415.554.7711 direct | 415.554.5163 fax
alisa.somera@sfgov.org

(BOS) <cathy.mulkeymeyer@sfgov.org>; Summers, Ashley (BOS) <ashley.summers@sfgov.org>; Chicuata, Brittini (BOS) <brittini.chicuata@sfgov.org>; Karunaratne, Kanishka (BOS) <kanishka.karunaratne@sfgov.org>; Maybaum, Erica (BOS) <erica.maybaum@sfgov.org>; Barnes, Bill (BOS) <bill.barnes@sfgov.org>; Power, Andres (MYR) <andres.power@sfgov.org>; Thomas, John (DPW) <John.Thomas@sfdpw.org>

Subject: Please support Supervisor Norman Yee's legislation to ban Autonomous Delivery Devices on San Francisco sidewalks

Dear Supervisors,

I support the efforts of Walk SF to ban the operation of Autonomous Delivery Devices -- vehicles, really -- on our sidewalks.

Our sidewalks should be safe places for people to walk, away from the dangers of bicycles and motorized vehicles. They should also part of our local plan to combat climate change -- providing safe places for people to walk means people can be less dependent on cars. I support the language of the Walk SF letter below:

San Francisco has always prioritized our sidewalks for the use of pedestrians — from banning bicycles and Segways from our sidewalks, to prioritizing the “pedestrian environment” under the Better Streets Plan. Sidewalks are the one of the only spaces in the city that is dedicated to pedestrians, and these spaces are already narrow and crowded throughout much of the city. If anything, we need more space dedicated to people walking, rather than having to share the limited space we do have.

Sidewalks are also the heart of our community. They are where people gather to talk, where they shop, where they walk their dogs, and how they get from one place to another in our great city. We must proactively preserve this limited pedestrian-prioritized space for people to use safely, without fear of moving vehicles. This is especially important for seniors, people with disabilities, and for families. These Autonomous Delivery Devices will be an obstacle in their path, taking up limited sidewalk space, potentially blocking curb ramps that are vital for people in wheelchairs or people pushing strollers, and overall decreasing the quality of life on our sidewalks.

One or two Delivery Devices might not seem like a problem, but as these vehicles become truly autonomous and their numbers increase, we can expect many of them to be operating on a single block at the same time.

The City must be proactive to ensure that our sidewalks don't become robot superhighways, but instead remain safe and enjoyable places for people. San Francisco is a hub for innovation and small businesses. However, when an industry's business model uses public space, it is crucial that our elected officials prioritize the needs of the community and consider the impact to their quality of life. Additionally, the economic climate of the city makes it hard for many people to live here. Replacing entry-level delivery jobs with robot deliveries will negatively impact people's opportunities for working in San Francisco.

San Francisco has a proven record of valuing vehicle-free sidewalks. I urge you to continue the codification of this value by supporting Supervisor Yee's legislation to prohibit the use of Autonomous Delivery Devices on our sidewalks and public right-of-way.

Sincerely,

Sue Vaughan
94121

Mchugh, Eileen (BOS)

From: Carroll, John (BOS)
Sent: Thursday, October 12, 2017 4:22 PM
To: selizabethvaughn@gmail.com
Cc: Board of Supervisors, (BOS)
Subject: RE: Please support Supervisor Norman Yee's legislation to ban Autonomous Delivery Devices on San Francisco sidewalks

Thanks for your comment letter. I have added your message to the official file for the ordinance.

I invite you to review the entire matter on our [Legislative Research Center](#) by following the link below:

[Board of Supervisors File No. 170599](#)

John Carroll
Assistant Clerk
Board of Supervisors
San Francisco City Hall, Room 244
San Francisco, CA 94102
(415)554-4445 - Direct | (415)554-5163 - Fax
john.carroll@sfgov.org | bos.legislation@sfgov.org



Click [here](#) to complete a Board of Supervisors Customer Service Satisfaction form.

The [Legislative Research Center](#) provides 24-hour access to Board of Supervisors legislation and archived matters since August 1998.

Disclosures: Personal information that is provided in communications to the Board of Supervisors is subject to disclosure under the California Public Records Act and the San Francisco Sunshine Ordinance. Personal information provided will not be redacted. Members of the public are not required to provide personal identifying information when they communicate with the Board of Supervisors and its committees. All written or oral communications that members of the public submit to the Clerk's Office regarding pending legislation or hearings will be made available to all members of the public for inspection and copying. The Clerk's Office does not redact any information from these submissions. This means that personal information—including names, phone numbers, addresses and similar information that a member of the public elects to submit to the Board and its committees—may appear on the Board of Supervisors website or in other public documents that members of the public may inspect or copy.

From: Board of Supervisors, (BOS)
Sent: Wednesday, October 11, 2017 8:57 AM
To: BOS-Supervisors <bos-supervisors@sfgov.org>; Carroll, John (BOS) <john.carroll@sfgov.org>
Subject: FW: Please support Supervisor Norman Yee's legislation to ban Autonomous Delivery Devices on San Francisco sidewalks

From: Sue Vaughan [<mailto:selizabethvaughan@gmail.com>]
Sent: Tuesday, October 10, 2017 12:20 PM
To: Calvillo, Angela (BOS) <angela.calvillo@sfgov.org>; Board of Supervisors, (BOS) <board.of.supervisors@sfgov.org>
Cc: Lee, Mayor (MYR) <mayoredwinlee@sfgov.org>; Nuru, Mohammed (DPW) <mohammed.nuru@sfdpw.org>; Rahaim, John (CPC) <john.rahaim@sfgov.org>; Reiskin, Ed (MTA) <Ed.Reiskin@sfmta.com>; MTABoard@sfmta.org; tilly.chang@sfcta.org; Roxas, Samantha (BOS) <samantha.roxas@sfgov.org>; Angulo, Sunny (BOS) <sunny.angulo@sfgov.org>; Beinart, Amy (BOS) <amy.beinart@sfgov.org>; Yu, Angelina (BOS) <angelina.yu@sfgov.org>; Duong, Noelle (BOS) <noelle.duong@sfgov.org>; Lopez, Barbara (BOS) <barbara.lopez@sfgov.org>; Meyer, Catherine

We admire and appreciate the leadership of the Board for encouraging us to establish norms for this cutting edge industry. And we earnestly hope to find ways to work with you to institute a framework that balances safety, with the ability for local businesses to use such tools to connect their products with the communities around them.

Best,
Postmates + Marble + Starship

Vikrum D. Aiyer
Head of Strategic Comms+Public Policy
Postmates | @vikrumaiyer | @postmates

Mchugh, Eileen (BOS)

From: Carroll, John (BOS)
Sent: Thursday, October 12, 2017 4:21 PM
To: Vikrum Aiyer
Cc: Board of Supervisors, (BOS)
Subject: RE: Proposed Regulatory Framework for Small Business Rovers

Thanks for your comment letter. I have added each of your messages to the official file for the ordinance.

I invite you to review the entire matter on our [Legislative Research Center](#) by following the link below:

[Board of Supervisors File No. 170599](#)

John Carroll
Assistant Clerk
Board of Supervisors
San Francisco City Hall, Room 244
San Francisco, CA 94102
(415)554-4445 - Direct | (415)554-5163 - Fax
john.carroll@sfgov.org | bos.legislation@sfgov.org



Click [here](#) to complete a Board of Supervisors Customer Service Satisfaction form.

The [Legislative Research Center](#) provides 24-hour access to Board of Supervisors legislation and archived matters since August 1998.

Disclosures: Personal information that is provided in communications to the Board of Supervisors is subject to disclosure under the California Public Records Act and the San Francisco Sunshine Ordinance. Personal information provided will not be redacted. Members of the public are not required to provide personal identifying information when they communicate with the Board of Supervisors and its committees. All written or oral communications that members of the public submit to the Clerk's Office regarding pending legislation or hearings will be made available to all members of the public for inspection and copying. The Clerk's Office does not redact any information from these submissions. This means that personal information—including names, phone numbers, addresses and similar information that a member of the public elects to submit to the Board and its committees—may appear on the Board of Supervisors website or in other public documents that members of the public may inspect or copy.

From: Vikrum Aiyer [<mailto:vikrum@postmates.com>]
Sent: Wednesday, October 11, 2017 8:27 AM
To: Ronen, Hillary <hillary.ronen@sfgov.org>
Cc: Carroll, John (BOS) <john.carroll@sfgov.org>
Subject: Proposed Regulatory Framework for Small Business Rovers

Sincere apologies to bombard your inbox, Supervisor Ronen -- but on behalf of a coalition of a few small SF-based startups, we ask for your consideration of crafting smart regulations and permitting frameworks around the development of sidewalk delivery robotics, in lieu of a whole-sale ban that's been proposed.

As your leadership suggests -- investing in in the economic growth, minimizing inequity among neighborhoods, and driving the inventive potential of the City could not be more vital at this moment in history.

Consistent with Vision Zero objectives, delivery rovers have the potential to: alleviate car congestion; minimize emissions by operating carbon neutrally; and solve for mobility concerns among underserved communities, by delivering products to residents with disabilities or in food deserts.

While we understand the Public Safety Committee is considering a ban, the undersigned companies are **attaching a proposed regulatory framework** for your & the Board's consideration, to establish safety & enforcement standards. We recognize this is only a starting point of the discussion--and we welcome a spirited debate around what would work best.

Mchugh, Eileen (BOS)

From: Carroll, John (BOS)
Sent: Thursday, October 12, 2017 4:20 PM
To: zrants
Cc: Board of Supervisors, (BOS)
Subject: RE: October 11, item 2 - Autonomous Delivery Devices on Sidewalks

Thanks for your comment letter. I have added your message to the official file for the ordinance.

I invite you to review the entire matter on our [Legislative Research Center](#) by following the link below:

[Board of Supervisors File No. 170599](#)

John Carroll
Assistant Clerk
Board of Supervisors
San Francisco City Hall, Room 244
San Francisco, CA 94102
(415)554-4445 - Direct | (415)554-5163 - Fax
john.carroll@sfgov.org | bos.legislation@sfgov.org



Click [here](#) to complete a Board of Supervisors Customer Service Satisfaction form.

The [Legislative Research Center](#) provides 24-hour access to Board of Supervisors legislation and archived matters since August 1998.

Disclosures: Personal information that is provided in communications to the Board of Supervisors is subject to disclosure under the California Public Records Act and the San Francisco Sunshine Ordinance. Personal information provided will not be redacted. Members of the public are not required to provide personal identifying information when they communicate with the Board of Supervisors and its committees. All written or oral communications that members of the public submit to the Clerk's Office regarding pending legislation or hearings will be made available to all members of the public for inspection and copying. The Clerk's Office does not redact any information from these submissions. This means that personal information—including names, phone numbers, addresses and similar information that a member of the public elects to submit to the Board and its committees—may appear on the Board of Supervisors website or in other public documents that members of the public may inspect or copy.

From: zrants [<mailto:zrants@gmail.com>]
Sent: Wednesday, October 11, 2017 2:44 AM
To: Yee, Norman (BOS) <norman.yee@sfgov.org>
Cc: Ronen, Hillary <hillary.ronen@sfgov.org>; Sheehy, Jeff (BOS) <jeff.sheehy@sfgov.org>; Fewer, Sandra (BOS) <sandra.fewer@sfgov.org>; Peskin, Aaron (BOS) <aaron.peskin@sfgov.org>; Farrell, Mark (BOS) <mark.farrell@sfgov.org>; Tang, Katy (BOS) <katy.tang@sfgov.org>; Kim, Jane (BOS) <jane.kim@sfgov.org>; Breed, London (BOS) <london.breed@sfgov.org>; Cohen, Malia (BOS) <malia.cohen@sfgov.org>; Safai, Ahsha (BOS) <ahsha.safai@sfgov.org>; Lee, Mayor (MYR) <mayoredwinlee@sfgov.org>; Carroll, John (BOS) <john.carroll@sfgov.org>
Subject: October 11, item 2 - Autonomous Delivery Devices on Sidewalks

October 11, 2017

Pubic Safety and Neighborhood Committee:

Supervisors:

re: Please support Norman Yee's legislation [170599](#) to prohibit autonomous Delivery Devices on San Francisco sidewalks and streets.

A few months ago I ran across a robotic device with four handlers being tested on 17th Street in the Mission and I was immediately turned off. Considering the large number of pedestrians, animals, wheel-chairs, strollers, personal carts, bikes and other moving devices on the walkways and streets now, and the difficulty one can have maneuvering between the various dumpsters, trash containers, power boxes, street trees and the occasional outside table and chairs, it seems like a bad idea to add any more devices to the mix. They take up a bit more space than a single human walking.

In addition to the practical nature of keeping these devices off the sidewalk and streets, the idea of promoting robots that replace human jobs for low-wage workers is particularly hard to take. Any business that can't support a delivery service or person is not going to succeed anyway in today's market. We need to protect the entry level jobs for people who are entering the workforce, transitioning, or need the extra part-time job we hear so much about.

Not just entry-level jobs are threatened by these devices. There is a robotic guard that roams the garage across from the Warriors site. You can't miss it at a night. It has bright blue and red lights that flash out from its sleek white cylindrical frame. No need to hire a garage guard when you can purchase one of these.

We already know that Amazon and Google are planning to replace drivers with autonomous vehicles that will presumably be delivering mail and groceries soon for those that can afford that service. We don't need to eliminate any more jobs by encouraging deliveries by robotic machines on sidewalks.

Please support the Yee legislation to prohibit these things on sidewalks.

Sincerely,

Mari Eliza

From: Henry Karnilowicz <occexp@aol.com>
Sent: Monday, October 09, 2017 6:12 PM
To: Board of Supervisors, (BOS); Calvillo, Angela (BOS)
Cc: Ross@lh-pa.com; henry@sfcdma.org
Subject: Item #10599 [Public Works, Police Codes - Prohibiting Autonomous Delivery Devices on Sidewalks and Right-of-Ways]
Attachments: SFCDMA letter.pdf

Dear Clark of the Board of Supervisors,

Please distribute the attached letter to all the supervisors for the BOS Public Safety and Neighborhood Services Committee hearing this Wednesday at 10:00 am..

Thank you.

Kind regards,

Henry Karnilowicz
President
San Francisco Council of District Merchants Associations

1019 Howard Street
San Francisco, CA 94103-2806
415.420.8113 cell
415.621.7583 fax



San Francisco Council of District Merchants Associations

Henry Karnilowicz
President

Maryo Mogannam
Vice President

Vas Kiriiris
Secretary

Keith Goldstein
Treasurer

SFCDMA

MEMBER ASSOCIATIONS

- Arab American Grocers Association
Balboa Village Merchants Association
Bayview Merchants Association
Castro Merchants
Chinatown Merchants Association
Clement St. Merchants Association
Dogpatch Business Association
Fillmore Merchants Association
Fishermans Wharf Merchants Assn.
Golden Gate Restaurant Association
Glen Park Merchants Association
Golden Gate Restaurant Association
Greater Geary Boulevard Merchants
& Property Owners Association
Japantown Merchants Association
Mission Creek Merchants Association
Mission Merchants Association
Noe Valley Merchants Association
North Beach Business Association
North East Mission Business Assn.
People of Parkside Sunset
Polk District Merchants Association
Potrero Dogpatch Merchants Assn.
Sacramento St. Merchants Association
San Francisco Community Alliance for
Jobs and Housing
South Beach Mission Bay Business Assn.
South of Market Business Association
The Outer Sunset Merchant
& Professional Association
Union Street Merchants
Valencia Corridor Merchants Assn.
West Portal Merchants Association

October 9, 2017

Board of Supervisors
San Francisco City Hall
1 Dr Carlton B Goodlett Pl
San Francisco, CA 94102

Re: Proposed Ban on Autonomous Delivery Devices on Sidewalks and Right-of-Ways

Dear Board of Supervisors,

On behalf of the San Francisco Council of District Merchants (SFCDMA), we urge you to oppose the proposed ban on sidewalk delivery devices. As an alternative to an outright ban, we ask you to consider forward-thinking regulations around this nascent industry.

For the past 64 years, our mission has been to protect, preserve, and promote small businesses in San Francisco. We represent a diverse range of neighborhood commercial districts that are the heart and soul of our City. It is our view that this technology has the potential to support local business owners through a variety of ways in today's changing consumer landscape. A complete ban on this technology, which is successfully operating in other cities throughout the world, is not the answer.

This is San Francisco, the home of innovation. If other cities are developing pilot programs to test this new technology, then we can certainly develop our own regulations that make sense for our City.

Let's see if this technology can help our small businesses compete with larger players by offering a convenient way for business owners to reach their customers. The popularity of on-demand delivery platforms continues to grow and these devices could provide a valuable tool for businesses to meet the demand as well as expand their customer base.

Other potential benefits include taking freight trucks off our already congested streets, reducing CO2 emissions from the last mile of delivery, and providing a convenient delivery method to homebound residents. If we simply ban these devices, how will we ever know its possibilities?

Here in the City, we understand what happens when new technology takes hold without proper government oversight. However, that is not the case with these delivery robots - the industry is asking the City to regulate them.

Again, we urge you to not support this ordinance.

Sincerely,

[Handwritten signature of Henry Karnilowicz]

Henry Karnilowicz
President

Mchugh, Eileen (BOS)

From: Carroll, John (BOS)
Sent: Tuesday, October 10, 2017 4:52 PM
To: kaleda@ggsenior.org
Cc: Board of Supervisors, (BOS)
Subject: RE: Richmond Senior Center supports the ban of robots on our sidewalks

Thanks for your comment letter. I have added your message to the official file for the ordinance.

I invite you to review the entire matter on our [Legislative Research Center](#) by following the link below:

[Board of Supervisors File No. 170599](#)

John Carroll
Assistant Clerk
Board of Supervisors
San Francisco City Hall, Room 244
San Francisco, CA 94102
(415)554-4445 - Direct | (415)554-5163 - Fax
john.carroll@sfgov.org | bos.legislation@sfgov.org



Click [here](#) to complete a Board of Supervisors Customer Service Satisfaction form.

The [Legislative Research Center](#) provides 24-hour access to Board of Supervisors legislation and archived matters since August 1998.


Disclosures: Personal information that is provided in communications to the Board of Supervisors is subject to disclosure under the California Public Records Act and the San Francisco Sunshine Ordinance. Personal information provided will not be redacted. Members of the public are not required to provide personal identifying information when they communicate with the Board of Supervisors and its committees. All written or oral communications that members of the public submit to the Clerk's Office regarding pending legislation or hearings will be made available to all members of the public for inspection and copying. The Clerk's Office does not redact any information from these submissions. This means that personal information—including names, phone numbers, addresses and similar information that a member of the public elects to submit to the Board and its committees—may appear on the Board of Supervisors website or in other public documents that members of the public may inspect or copy.

From: Board of Supervisors, (BOS)
Sent: Tuesday, October 10, 2017 4:30 PM
To: BOS-Supervisors <bos-supervisors@sfgov.org>; Carroll, John (BOS) <john.carroll@sfgov.org>
Subject: FW: Richmond Senior Center supports the ban of robots on our sidewalks

From: Kaleda Walling [<mailto:kaleda@ggsenior.org>]
Sent: Tuesday, October 10, 2017 1:56 PM
To: Board of Supervisors, (BOS) <board.of.supervisors@sfgov.org>; Breed, London (BOS) <london.breed@sfgov.org>; Peskin, Aaron (BOS) <aaron.peskin@sfgov.org>; Ronen, Hillary <hillary.ronen@sfgov.org>; Fewer, Sandra (BOS) <sandra.fewer@sfgov.org>; Kim, Jane (BOS) <jane.kim@sfgov.org>; Safai, Ahsha (BOS) <ahsha.safai@sfgov.org>; Tang, Katy (BOS) <katy.tang@sfgov.org>; Cohen, Malia (BOS) <malia.cohen@sfgov.org>; Farrell, Mark (BOS) <mark.farrell@sfgov.org>; Yee, Norman (BOS) <norman.yee@sfgov.org>; Sheehy, Jeff (BOS) <jeff.sheehy@sfgov.org>
Cc: Lee, Mayor (MYR) <mayoredwinlee@sfgov.org>; Nuru, Mohammed (DPW) <mohammed.nuru@sfdpw.org>; Rahaim,

John (CPC) <john.rahaim@sfgov.org>; Reiskin, Ed (MTA) <Ed.Reiskin@sfmta.com>; MTABoard@sfmta.org;
tilly.chang@sfcta.org; Roxas, Samantha (BOS) <samantha.roxas@sfgov.org>; Angulo, Sunny (BOS)
<sunny.angulo@sfgov.org>; Beinart, Amy (BOS) <amy.beinart@sfgov.org>; Yu, Angelina (BOS) <angelina.yu@sfgov.org>;
noelle.duong@sfgov.org

Subject: Richmond Senior Center supports the ban of robots on our sidewalks



RICHMOND SENIOR CENTER

Golden Gate Senior Services

October 10, 2017

Board of Supervisors
San Francisco City Hall
1 Dr Carlton B Goodlett Pl
San Francisco, CA 94102

Dear Board of Supervisors,

On behalf of Richmond Senior Center, I am writing to urge you to support Supervisor Norman Yee's proposal to prohibit Autonomous Delivery Devices from Sidewalks and Right-Of-Ways (File 170599).

Richmond Senior Center, which represents more than 500 Seniors and Adults with Disabilities in the Richmond district, provides programs and activities that support healthy aging and community connections. This legislation is important to us because we are concerned about the impacts of Autonomous Delivery Vehicles on the safety of people who rely on walking as a primary means of transportation and healthy activity. Autonomous Delivery Devices are an example of a technological innovation that could have positive uses; however, this technology is in its infancy and the City must act quickly to ensure it does not negatively impact the community.

San Francisco has always prioritized our sidewalks for the use of pedestrians — from banning bicycles and Segways from our sidewalks, to prioritizing the “pedestrian environment” under the Better Streets Plan. Sidewalks are the one of the only spaces in the city that is dedicated to pedestrians, and these spaces are already narrow and crowded throughout much of the city. If anything, we need more space dedicated to people walking, rather than having to share the limited space we do have.

Sidewalks are also the heart of our community. They are where people gather to talk, where they shop, where they walk their dogs, and how they get from one place to another in our great city. We must proactively preserve this limited pedestrian-prioritized space for people to use safely, without fear of moving vehicles. This is especially important for seniors, people with disabilities, and for families. These Autonomous Delivery Devices will be an obstacle in their path, taking up limited sidewalk space, potentially blocking curb ramps that are vital for people in wheelchairs or people pushing strollers, and overall decreasing the quality of life on our sidewalks.

One or two Delivery Devices might not seem like a problem, but as these vehicles become truly autonomous and their numbers increase, we can expect many of them to be operating on a single block at the same time. The City must be

Mchugh, Eileen (BOS)

From: Carroll, John (BOS)
Sent: Tuesday, October 10, 2017 4:51 PM
To: occexp@aol.com
Cc: Board of Supervisors, (BOS)
Subject: RE: Item #10599 [Public Works, Police Codes - Prohibiting Autonomous Delivery Devices on Sidewalks and Right-of-Ways]

Thanks for your comment letter. I have added your message to the official file for the ordinance.

I invite you to review the entire matter on our [Legislative Research Center](#) by following the link below:

[Board of Supervisors File No. 170599](#)

John Carroll
Assistant Clerk
Board of Supervisors
San Francisco City Hall, Room 244
San Francisco, CA 94102
(415)554-4445 - Direct | (415)554-5163 - Fax
john.carroll@sfgov.org | bos.legislation@sfgov.org



Click [here](#) to complete a Board of Supervisors Customer Service Satisfaction form.

The [Legislative Research Center](#) provides 24-hour access to Board of Supervisors legislation and archived matters since August 1998.

Disclosures: Personal information that is provided in communications to the Board of Supervisors is subject to disclosure under the California Public Records Act and the San Francisco Sunshine Ordinance. Personal information provided will not be redacted. Members of the public are not required to provide personal identifying information when they communicate with the Board of Supervisors and its committees. All written or oral communications that members of the public submit to the Clerk's Office regarding pending legislation or hearings will be made available to all members of the public for inspection and copying. The Clerk's Office does not redact any information from these submissions. This means that personal information—including names, phone numbers, addresses and similar information that a member of the public elects to submit to the Board and its committees—may appear on the Board of Supervisors website or in other public documents that members of the public may inspect or copy.

From: Board of Supervisors, (BOS)
Sent: Tuesday, October 10, 2017 1:16 PM
To: Carroll, John (BOS) <john.carroll@sfgov.org>
Subject: FW: Item #10599 [Public Works, Police Codes - Prohibiting Autonomous Delivery Devices on Sidewalks and Right-of-Ways]

From: Henry Karnilowicz [<mailto:occexp@aol.com>]
Sent: Monday, October 09, 2017 6:12 PM
To: Board of Supervisors, (BOS) <board.of.supervisors@sfgov.org>; Calvillo, Angela (BOS) <angela.calvillo@sfgov.org>
Cc: Ross@lh-pa.com; henry@sfgdma.org
Subject: Item #10599 [Public Works, Police Codes - Prohibiting Autonomous Delivery Devices on Sidewalks and Right-of-Ways]

proactive to ensure that our sidewalks don't become robot superhighways, but instead remain safe and enjoyable places for people.

San Francisco is a hub for innovation and small businesses. However, when an industry's business model uses public space, it is crucial that our elected officials prioritize the needs of the community and consider the impact to their quality of life. Additionally, the economic climate of the city makes it hard for many people to live here. Replacing entry-level delivery jobs with robot deliveries will negatively impact people's opportunities for working in San Francisco.

San Francisco has a proven record of valuing vehicle-free sidewalks. I urge you to continue the codification of this value by supporting Supervisor Yee's legislation to prohibit the use of Autonomous Delivery Devices on our sidewalks and public right-of-way.

Sincerely,

Kaleda Walling, Director
Richmond Senior Center

CC: San Francisco Mayor Edwin Lee
San Francisco Municipal Transportation Agency Board of Directors
San Francisco Municipal Transportation Agency Director Ed Reiskin
San Francisco Public Works Director Mohammed Nuru
San Francisco Planning Department Director John Rahaim
San Francisco Country Transportation Agency Director Tilly Chang

Mchugh, Eileen (BOS)

From: Carroll, John (BOS)
Sent: Tuesday, October 10, 2017 4:53 PM
To: lgpetty@juno.com
Cc: Board of Supervisors, (BOS)
Subject: RE: Delivery Robot Ban

Thanks for your comment letter. I have added your message to the official file for the ordinance.

I invite you to review the entire matter on our [Legislative Research Center](#) by following the link below:

[Board of Supervisors File No. 170599](#)

John Carroll
Assistant Clerk
Board of Supervisors
San Francisco City Hall, Room 244
San Francisco, CA 94102
(415)554-4445 - Direct | (415)554-5163 - Fax
john.carroll@sfgov.org | bos.legislation@sfgov.org



Click [here](#) to complete a Board of Supervisors Customer Service Satisfaction form.

The [Legislative Research Center](#) provides 24-hour access to Board of Supervisors legislation and archived matters since August 1998.

Disclosures: Personal information that is provided in communications to the Board of Supervisors is subject to disclosure under the California Public Records Act and the San Francisco Sunshine Ordinance. Personal information provided will not be redacted. Members of the public are not required to provide personal identifying information when they communicate with the Board of Supervisors and its committees. All written or oral communications that members of the public submit to the Clerk's Office regarding pending legislation or hearings will be made available to all members of the public for inspection and copying. The Clerk's Office does not redact any information from these submissions. This means that personal information—including names, phone numbers, addresses and similar information that a member of the public elects to submit to the Board and its committees—may appear on the Board of Supervisors website or in other public documents that members of the public may inspect or copy.

From: Board of Supervisors, (BOS)
Sent: Tuesday, October 10, 2017 4:31 PM
To: BOS-Supervisors <bos-supervisors@sfgov.org>; Carroll, John (BOS) <john.carroll@sfgov.org>
Subject: FW: Delivery Robot Ban

From: lgpetty@juno.com [<mailto:lgpetty@juno.com>]
Sent: Tuesday, October 10, 2017 2:37 PM
To: Board of Supervisors, (BOS) <board.of.supervisors@sfgov.org>
Subject: Delivery Robot Ban

To All San Francisco Supervisors

Dear Supervisor,

I'm writing in support of Supervisor Norman Yee's proposal to ban delivery robots on San Francisco public sidewalks.

Delivery robots would endanger the safety of myself and other seniors, people with disabilities, and anyone else walking on public sidewalks.

Public sidewalks are designed and codified for use by people. They belong to the people for their use and enjoyment in safety and security -- not in competition with driverless commercial mechanical moving vehicles. Skateboards, Segways and bicycles are not allowed for safety reasons. It should be obvious that robots belong on this banned list.

Thank you,


Lorraine
Petty
& Disability Action
Voter

Member, Senior
District 5

I Felt Like Someone Was Blowing Up A Balloon In My Stomach

Activated You

<http://thirdpartyoffers.juno.com/TGL3132/59dd3dae4a2b93dae388est02duc>



File No
170509

Mchugh, Eileen (BOS)

From: Board of Supervisors, (BOS)
Sent: Friday, October 13, 2017 10:11 AM
To: BOS-Supervisors; Carroll, John (BOS)
Subject: FW: Drones are banned from national parks; delivery robots should be banned from sidewalks

From: Sue Vaughan [mailto:selizabethvaughan@gmail.com]
Sent: Thursday, October 12, 2017 9:55 PM
To: Fewer, Sandra (BOS) <sandra.fewer@sfgov.org>; Farrell, Mark (BOS) <mark.farrell@sfgov.org>; Peskin, Aaron (BOS) <aaron.peskin@sfgov.org>; Tang, Katy (BOS) <katy.tang@sfgov.org>; Breed, London (BOS) <london.breed@sfgov.org>; Kim, Jane (BOS) <jane.kim@sfgov.org>; Yee, Norman (BOS) <norman.yee@sfgov.org>; Sheehy, Jeff (BOS) <jeff.sheehy@sfgov.org>; Cohen, Malia (BOS) <malia.cohen@sfgov.org>; Safai, Ahsha (BOS) <ahsha.safai@sfgov.org>
Cc: Board of Supervisors, (BOS) <board.of.supervisors@sfgov.org>
Subject: Drones are banned from national parks; delivery robots should be banned from sidewalks

Dear Supervisors:

Please vote to support Supervisor Norman Yee's legislation to ban delivery robots from our sidewalks. The law currently prohibits people from parking motorcycles and cars on sidewalks, from operating Segways on sidewalks, and from riding bicycles on sidewalks (unless a child).

Please do not give up this valuable public space to another motorized vehicle -- the delivery robot.

We need to preserve the sidewalk for walking -- especially for the elderly and the disabled, and people with small children -- and for people who use wheelchairs. Our sidewalks are important places where people should be able to walk safely and in peace. As a reminder, to maintain national parks as places of peace and rejuvenation, federal law prohibits drones in national parks.

Sincerely,
Sue Vaughan
District 1

Mchugh, Eileen (BOS)

From: Board of Supervisors, (BOS)
Sent: Wednesday, October 11, 2017 8:57 AM
To: BOS-Supervisors
Subject: FW: Vision Zero in SF

From: Chloe [mailto:cxjmeister@yahoo.com]
Sent: Tuesday, October 10, 2017 3:44 PM
To: Board of Supervisors, (BOS) <board.of.supervisors@sfgov.org>
Subject: Vision Zero in SF

Good day,

I am mostly a pedestrian in SF. I don't own a car. I have a motorcycle, but it has been vandalized again for the second time in as many years and I cannot afford to have it fixed at this time. I use MUNI, but walk whenever I can.

That being said, pedestrians as a whole are a bad apple in San Francisco. Personally, I cannot believe Gov. Brown signed a bill saying it was okay that pedestrians enter the crosswalk after the countdown has begun. (Not that most paid attention to it anyway.) That's supposed to be the time when cars making turns get their chance. Because they don't, traffic gets backed up, and this results in major delays for cars and MUNI and taxis, and sometimes results in road rage. It's an entitlement pedestrians think they have unlimited rights simply because they are pedestrians, and that's a problem. Again, I don't own a car and my motorcycle is out of commission. I do rent a car once or twice a year, not nearly enough for this to be an issue for me, but with as bad as traffic congestion is in San Francisco, something needs to be done. Maybe the city needs to add protected right and left turn signals at every intersection to ensure the flow of traffic isn't interrupted.

I realize this is only one issue causing problems. There's also the Uber-type vehicles (don't get me started) and their repeated breaking of traffic laws, not to mention cyclists.

If you really want Vision Zero in SF, you need to get more than just vehicle drivers to pay attention and obey traffic laws; you need to get pedestrians to pay attention, and you also need to get cyclists to obey the laws. I've almost been hit by more cyclists in the past five years than I've ever almost been hit by those driving cars.

Thank you,
Chloe Jager
SF Native
Castro District Resident for 25+ years

"The Animals of the planet are in desperate peril. Without free animal life I believe we will lose the spiritual equivalent of oxygen."

~Alice Walker

*There are always those who need our support as they keep our country free.
If you would like to learn more, please visit...*
<http://soldiersangels.org/>

Mchugh, Eileen (BOS)

From: Board of Supervisors, (BOS)
Sent: Wednesday, October 11, 2017 8:57 AM
To: BOS-Supervisors; Carroll, John (BOS)
Subject: FW: Please support Supervisor Norman Yee's legislation to ban Autonomous Delivery Devices on San Francisco sidewalks

From: Sue Vaughan [mailto:selizabethvaughan@gmail.com]
Sent: Tuesday, October 10, 2017 12:20 PM
To: Calvillo, Angela (BOS) <angela.calvillo@sfgov.org>; Board of Supervisors, (BOS) <board.of.supervisors@sfgov.org>
Cc: Lee, Mayor (MYR) <mayoredwinlee@sfgov.org>; Nuru, Mohammed (DPW) <mohammed.nuru@sfdpw.org>; Rahaim, John (CPC) <john.rahaim@sfgov.org>; Reiskin, Ed (MTA) <Ed.Reiskin@sfmta.com>; MTABoard@sfmta.org; tilly.chang@sfcta.org; Roxas, Samantha (BOS) <samantha.roxas@sfgov.org>; Angulo, Sunny (BOS) <sunny.angulo@sfgov.org>; Beinart, Amy (BOS) <amy.beinart@sfgov.org>; Yu, Angelina (BOS) <angelina.yu@sfgov.org>; Duong, Noelle (BOS) <noelle.duong@sfgov.org>; Lopez, Barbara (BOS) <barbara.lopez@sfgov.org>; Meyer, Catherine (BOS) <cathy.mulkeymeyer@sfgov.org>; Summers, Ashley (BOS) <ashley.summers@sfgov.org>; Chicuata, Brittni (BOS) <brittni.chicuata@sfgov.org>; Karunaratne, Kanishka (BOS) <kanishka.karunaratne@sfgov.org>; Maybaum, Erica (BOS) <erica.maybaum@sfgov.org>; Barnes, Bill (BOS) <bill.barnes@sfgov.org>; Power, Andres (MYR) <andres.power@sfgov.org>; Thomas, John (DPW) <John.Thomas@sfdpw.org>
Subject: Please support Supervisor Norman Yee's legislation to ban Autonomous Delivery Devices on San Francisco sidewalks

Dear Supervisors,

I support the efforts of Walk SF to ban the operation of Autonomous Delivery Devices -- vehicles, really -- on our sidewalks.

Our sidewalks should be safe places for people to walk, away from the dangers of bicycles and motorized vehicles. They should also part of our local plan to combat climate change -- providing safe places for people to walk means people can be less dependent on cars. I support the language of the Walk SF letter below:

San Francisco has always prioritized our sidewalks for the use of pedestrians — from banning bicycles and Segways from our sidewalks, to prioritizing the “pedestrian environment” under the Better Streets Plan. Sidewalks are the one of the only spaces in the city that is dedicated to pedestrians, and these spaces are already narrow and crowded throughout much of the city. If anything, we need more space dedicated to people walking, rather than having to share the limited space we do have.

Sidewalks are also the heart of our community. They are where people gather to talk, where they shop, where they walk their dogs, and how they get from one place to another in our great city. We must proactively preserve this limited pedestrian-prioritized space for people to use safely, without fear of moving vehicles. This is especially important for seniors, people with disabilities, and for families. These Autonomous Delivery Devices will be an obstacle in their path, taking up limited sidewalk space, potentially blocking curb ramps that are vital for people in wheelchairs or people pushing strollers, and overall decreasing the quality of life on our sidewalks.

One or two Delivery Devices might not seem like a problem, but as these vehicles become truly autonomous and their numbers increase, we can expect many of them to be operating on a single block at the same time.

The City must be proactive to ensure that our sidewalks don't become robot superhighways, but instead remain safe and enjoyable places for people. San Francisco is a hub for innovation and small businesses. However, when an industry's business model uses public space, it is crucial that our elected officials prioritize the needs of the community and consider the impact to their quality of life. Additionally, the economic climate of the city makes it hard for many people to live here. Replacing entry-level delivery jobs with robot deliveries will negatively impact people's opportunities for working in San Francisco.

San Francisco has a proven record of valuing vehicle-free sidewalks. I urge you to continue the codification of this value by supporting Supervisor Yee's legislation to prohibit the use of Autonomous Delivery Devices on our sidewalks and public right-of-way.