

File No. 180719

Committee Item No. _____

Board Item No. 27

COMMITTEE/BOARD OF SUPERVISORS

AGENDA PACKET CONTENTS LIST

Committee: _____

Date: _____

Board of Supervisors Meeting

Date: July 10, 2018

Cmte Board

- Motion
- Resolution
- Ordinance
- Legislative Digest
- Budget and Legislative Analyst Report
- Youth Commission Report
- Introduction Form
- Department/Agency Cover Letter and/or Report
- MOU
- Grant Information Form
- Grant Budget
- Subcontract Budget
- Contract/Agreement
- Form 126 – Ethics Commission
- Award Letter
- Application
- Public Correspondence

OTHER

- Election Certification - June 27, 2018
- _____
- _____
- _____
- _____
- _____
- _____
- _____
- _____

Prepared by: Jocelyn Wong

Date: July 6, 2018

Prepared by: _____

Date: _____

1 [Declaration of Election Results - June 5, 2018 - Consolidated Statewide Direct Primary
2 Election]

3 **Resolution declaring the results of the June 5, 2018, Consolidated Statewide Direct**
4 **Primary Election.**

5
6 WHEREAS, A Consolidated Statewide Direct Primary Election was conducted in the
7 City and County of San Francisco on Tuesday, June 5, 2018, which placed before the
8 electorate candidates for Mayor, Member of the San Francisco Board of Supervisors, and San
9 Francisco Superior Court; and local ballot measures; and

10 WHEREAS, John Arntz, the Director of Elections for the City and County of San
11 Francisco, has certified the results of the Consolidated Statewide Direct Primary Election, a
12 copy of which is contained in Board File No. 180719, and which is incorporated herein by
13 reference; now, therefore, be it

14 RESOLVED, That under California Elections Code, Sections 9269 and 15400, this
15 Board of Supervisors declares the results of the Consolidated Statewide Direct Primary
16 Election conducted in the City and County of San Francisco on Tuesday, June 5, 2018, as
17 certified by the Director of Elections, as follows:

18
19 SECTION 1. LOCAL ELECTIVE OFFICES.

20 The persons listed below are declared elected to the office indicated:

21 1. LONDON BREED

22 Mayor

23 2. RAFAEL MANDELMAN

24 Member, Board of Supervisors, District 8
25

1 SECTION 2. OTHER ELECTIVE OFFICES.

2 The persons listed below are declared elected to the office indicated:

- 3 1. ANDREW Y.S. CHENG
4 Superior Court Judge, Seat 4
5 2. CURTIS KARNOW
6 Superior Court Judge, Seat 7
7 3. CYNTHIA MING-MEI LEE
8 Superior Court Judge, Seat 9
9 4. JEFFREY S. ROSS
10 Superior Court Judge, Seat 11

11
12 SECTION 3. LOCAL BALLOT MEASURES.

13 a. Each measure listed below is declared adopted:

14 1. Bond

15 The following Bond received an affirmative vote of more than a majority of the
16 votes cast thereon and was therefore passed by the voters:

17 PROPOSITION A: Public Utilities Revenue Bonds

18
19 2. Charter Amendment

20 The following Charter Amendment received an affirmative vote of more than a
21 majority of the votes cast thereon and was therefore passed by the voters:

22 PROPOSITION B: Prohibiting Appointed Commissioners from Running for
23 Office
24
25

1
2
3
4
5
6
7
8
9
10
11
12
13
14
15
16
17
18
19
20
21
22
23
24
25

3. Ordinances

The following Ordinances received an affirmative vote of more than a majority of the votes cast thereon and were therefore passed by the voters:

PROPOSITION C: Additional Tax on Commercial Rents Mostly to Fund Child Care and Education

PROPOSITION E: Prohibiting Tobacco Retailers from Selling Flavored Tobacco Products

PROPOSITION F: City-Funded Legal Representation for Residential Tenants in Eviction Lawsuits

PROPOSITION G: Parcel Tax for San Francisco Unified School District

All other local ballot measures failed to meet the legally required vote thresholds for adoption.



CITY AND COUNTY OF SAN FRANCISCO
DEPARTMENT OF ELECTIONS

John Arntz, Director

BOS-113
 COB, Poles
 Leg Dep, Leg
 Clerk

Honorable Members of the Board of Supervisors
 City and County of San Francisco
 1 Dr. Carlton B. Goodlett Place, Room 244
 San Francisco, California 94102

Statement of the Results
Consolidated Statewide Direct Primary Election – June 5, 2018

I, John Arntz, Director of Elections, certify that I have canvassed the ballots cast at the Consolidated Statewide Direct Primary Election held on Tuesday, June 5, 2018, in the City and County of San Francisco, in the manner required by Division 15 of the California Elections Code.

I certify that I began the canvass immediately upon the close of the polls on June 5, 2018, and, as a result of the tabulation of all votes recorded, present a complete record entitled "Statement of the Results of the San Francisco Consolidated Statewide Direct Primary Election – June 5, 2018." I also declare that the number of ballots cast in said election was 253,583; therefore, 52.61% of San Francisco's 481,991 registered voters voted in this election.

In accordance with California Elections Code section 15400, I certify that the total number of votes cast for each candidate and for and against each measure is shown in this Statement of the Results and the precinct detail of all votes cast appears in the Statement of the Vote, which is posted on the Department of Elections' website at sfelections.org/results and is incorporated by reference into this Statement of the Results.

This Statement of the Results includes tables that summarize total votes cast in each contest, organized as follows:

A. Voter-Nominated Offices

1. Governor
2. Lieutenant Governor
3. Secretary of State
4. State Controller
5. State Treasurer
6. Attorney General
7. Insurance Commissioner
8. Board of Equalization, District 2
9. U.S. Senator
10. U.S. Representative, District 12
11. U.S. Representative, District 13
12. U.S. Representative, District 14
13. State Assembly, District 17
14. State Assembly, District 19

RECEIVED
 BOARD OF SUPERVISORS
 SAN FRANCISCO
 JUN 27 PM 4:55
 BY [Signature]

English (415) 554-4375
 Fax (415) 554-7344
 TTY (415) 554-4386

sfelections.org
 1 Dr. Carlton B. Goodlett Place
 City Hall, Room 48, San Francisco, CA 94102

中文 (415) 554-4367
 Español (415) 554-4366
 Filipino (415) 554-4310

Statement of the Results
Consolidated Statewide Direct Primary Election
June 5, 2018

B. Nonpartisan Offices

1. Superior Court Judge, Seat 4
2. Superior Court Judge, Seat 7
3. Superior Court Judge, Seat 9
4. Superior Court Judge, Seat 11
5. Superintendent of Public Instruction

C. Local Offices

1. Mayor
2. Member, Board of Supervisors, District 8

D. State Propositions

1. 68, Authorizes Bonds Funding Parks, Natural Resources Protection, Climate Adaptation, Water Quality and Supply, and Flood Protection
2. 69, Requires That Certain New Transportation Revenues Be Used for Transportation Purposes. Legislative Constitutional Amendment
3. 70, Requires Legislative Supermajority Vote Approving Use of Cap-And-Trade Reserve Fund. Legislative Constitutional Amendment
4. 71, Sets Effective Date for Ballot Measures. Legislative Constitutional Amendment

E. Regional Measure

1. 3, Bay Area Traffic Relief Plan

F. City and County Propositions

1. A, Public Utilities Revenue Bonds
2. B, Prohibiting Appointed Commissioners from Running for Office
3. C, Additional Tax on Commercial Rents Mostly to Fund Child Care and Education
4. D, Additional Tax on Commercial Rents Mostly to Fund Housing and Homelessness Services
5. E, Prohibiting Tobacco Retailers from Selling Flavored Tobacco Products
6. F, City-Funded Legal Representation for Residential Tenants in Eviction Lawsuits
7. G, Parcel Tax for San Francisco Unified School District
8. H, Policy for the Use of Tasers by San Francisco Police Officers
9. I, Relocation of Professional Sports Teams

Although this Statement of the Results includes the contest for United States Representative, District 13, the boundary that places this district within San Francisco extends across San Francisco Bay and crosses the extreme southwest corner of Alameda Island. Other than this uninhabited corner, the district lies entirely within Alameda County. This is why the table showing results for this contest indicates 0 votes and 0% turnout.

For each results table, the candidate or ballot measure position with the most votes is preceded by an arrow (→). For contests that were voted on in other counties in addition to San Francisco, the results shown are for San Francisco only; the overall results and outcome may differ.

Statement of the Results
Consolidated Statewide Direct Primary Election
June 5, 2018


For this election, all voters used four-card ballots, with the content on each card as follows:


- Card 1: Voter-nominated offices of Governor, Lieutenant Governor, Secretary of State, State Controller, State Treasurer, and Attorney General.
- Card 2: Voter-nominated offices of Insurance Commissioner, Board of Equalization, United States Senator, United States Representative, and Member of the State Assembly; nonpartisan offices of Judges of the Superior Court, and State Superintendent of Public Instruction
- Card 3: Local offices of Mayor and Board of Supervisors, District 8
- Card 4: State propositions 68-72, Regional Measure 3, and City and County propositions A-I

The Department of Elections applied a SHA-512 cryptographic function to all results reports associated with this election. Attachment 1 provides information regarding the SHA-512 hash values for all electronic files associated with the final, certified results reports.

Attachments 2 - 3 provide detailed pass reports for the application of the ranked-choice voting tabulation method for the contests for Mayor and Member, Board of Supervisors, District 8.

In witness whereof, I hereby affix my hand and seal this 27th day of June, 2018.


John Arntz, Director of Elections



A. VOTER-NOMINATED OFFICES

I certify the results for the following VOTER-NOMINATED OFFICES:

1. GOVERNOR

Candidates	Vote Totals	% of Votes
→ GAVIN NEWSOM	140,264	57.45%
DELAINE EASTIN	28,240	11.57%
ANTONIO VILLARAIGOSA	22,211	9.10%
JOHN CHIANG	21,711	8.89%
JOHN H. COX	15,977	6.54%
TRAVIS ALLEN	5,327	2.18%
AMANDA RENTERIA	3,135	1.28%
JOSH JONES	824	0.34%
GLORIA ESTELA LA RIVA	821	0.34%
ROBERT C. NEWMAN, II	701	0.29%
MICHAEL SHELLENBERGER	632	0.26%
ZOLTAN ISTVAN	552	0.23%
PETER Y LIU	550	0.23%
THOMAS JEFFERSON CARES	543	0.22%
ALBERT CAESAR MEZZETTI	336	0.14%
CHRISTOPHER N. CARLSON	300	0.12%
J. BRIBESCA	267	0.11%
NICKOLAS WILDSTAR	266	0.11%
INVALID WRITE-IN	220	0.09%
AKINYEMI AGBEDE	206	0.08%
HAKAN "HAWK" MIKADO	194	0.08%
KLEMENT TINAJ	188	0.08%
YVONNE GIRARD	172	0.07%
JEFFREY EDWARD TAYLOR	153	0.06%
ROBERT DAVIDSON GRIFFIS	140	0.06%
DESMOND SILVEIRA	87	0.04%
JOHNNY WATTENBURG	56	0.02%
SHUBHAM GOEL	38	0.02%
WRITE-IN VERONIKA FIMBRES	25	0.01%
WRITE-IN PETER CRAWFORD VALENTINO	1	0%
WRITE-IN K. PEARCE	0	0%
WRITE-IN ARMANDO M. ARREOLA	0	0%
WRITE-IN ARMAN SOLTANI	0	0%
Total Votes Cast	244,137	100%
Undervotes	5,272	
Overvotes	4,174	
Total Ballots Cast	253,583	

2. LIEUTENANT GOVERNOR

Candidates	Vote Totals	% of Votes
→ ELENI KOUNALAKIS	64,451	28.96%
JEFF BLEICH	46,082	20.71%
ED HERNANDEZ	38,935	17.50%
GAYLE MCLAUGHLIN	36,407	16.36%
COLE HARRIS	10,946	4.92%
LYDIA ORTEGA	7,176	3.22%
DAVID FENNELL	5,561	2.50%
DAVID R. HERNANDEZ	5,163	2.32%
TIM FERREIRA	3,336	1.50%
CAMERON GHARABIKLOU	1,996	0.90%
DANNY THOMAS	1,941	0.87%
WRITE-IN	533	0.24%
WRITE-IN MARJAN S. FARIBA	4	0%
Total Votes Cast	222,531	100%
Undervotes	30,464	
Overvotes	588	
Total Ballots Cast	253,583	

3. SECRETARY OF STATE

Candidates	Vote Totals	% of Votes
→ ALEX PADILLA	165,952	76.08%
MARK P. MEUSER	18,441	8.45%
RUBEN MAJOR	9,493	4.35%
MICHAEL FEINSTEIN	8,823	4.04%
GAIL K. LIGHTFOOT	4,962	2.27%
RAUL RODRIGUEZ JR	4,503	2.06%
C.T. WEBER	2,913	1.34%
ERIK RYDBERG	2,628	1.20%
INVALID WRITE-IN	416	0.19%
Total Votes Cast	218,131	100%
Undervotes	35,133	
Overvotes	319	
Total Ballots Cast	253,583	

4. STATE CONTROLLER

Candidates	Vote Totals	% of Votes
→ BETTY T. YEE	174,517	85.88%
KONSTANTINOS RODITIS	19,113	9.41%
MARY LOU FINLEY	9,071	4.46%
INVALID WRITE-IN	518	0.25%
Total Votes Cast	203,219	100%
Undervotes	50,259	
Overvotes	105	
Total Ballots Cast	253,583	

5. STATE TREASURER

Candidates	Vote Totals	% of Votes
→ FIONA MA	142,061	64.64%
VIVEK VISWANATHAN	27,433	12.48%
KEVIN AKIN	20,926	9.52%
JACK M. GUERRERO	15,384	7%
GREG CONLON	13,496	6.14%
INVALID WRITE-IN	480	0.22%
Total Votes Cast	219,781	100%
Undervotes	33,551	
Overvotes	251	
Total Ballots Cast	253,583	

6. ATTORNEY GENERAL

Candidates	Vote Totals	% of Votes
→ XAVIER BECERRA	138,471	63.87%
DAVE JONES	50,086	23.10%
STEVEN C BAILEY	18,297	8.44%
ERIC EARLY	9,457	4.36%
INVALID WRITE-IN	503	0.23%
Total Votes Cast	216,813	100%
Undervotes	36,538	
Overvotes	232	
Total Ballots Cast	253,583	


7. INSURANCE COMMISSIONER

Candidates	Vote Totals	% of Votes
→ RICARDO LARA	85,107	40.62%
STEVE POIZNER	61,044	29.14%
ASIF MAHMOOD	33,001	15.75%
NATHALIE HRIZI	29,487	14.07%
INVALID WRITE-IN	875	0.42%
Total Votes Cast	209,514	100%
Undervotes	43,501	
Overvotes	322	
Total Ballots Cast	253,337	

8. BOARD OF EQUALIZATION, DISTRICT 2

Candidates	Vote Totals	% of Votes
→ MALIA COHEN	109,076	55.48%
CATHLEEN GALGIANI	38,518	19.59%
MARK BURNS	24,445	12.43%
BARRY CHANG	22,778	11.59%
INVALID WRITE-IN	1,782	0.91%
Total Votes Cast	196,599	100%
Undervotes	56,380	
Overvotes	358	
Total Ballots Cast	253,337	

9. UNITED STATES SENATOR

Candidates	Vote Totals	% of Votes
→ DIANNE FEINSTEIN 	145,492	61.32%
KEVIN DE LEON	51,347	21.64%
PAUL A TAYLOR	3,895	1.64%
JAMES P BRADLEY	3,823	1.61%
PAT HARRIS	3,740	1.58%
ALISON HARTSON	3,693	1.56%
ARUN K. BHUMITRA	2,309	0.97%
ADRIENNE NICOLE EDWARDS	2,276	0.96%
DERRICK MICHAEL REID	1,993	0.84%
ERIN CRUZ	1,726	0.73%
LING LING SHI	1,704	0.72%
ROQUE "ROCKY" DE LA FUENTE	1,563	0.66%
JOHN THOMPSON PARKER	1,465	0.62%
LEE OLSON	1,094	0.46%
KEVIN MOTTUS	979	0.41%
TOM PALZER	919	0.39%
DAVID HILDEBRAND	883	0.37%
MARIO NABLIBA	861	0.36%
PATRICK LITTLE	841	0.35%
DONNIE O. TURNER	696	0.29%
JOHN "JACK" CREW	681	0.29%
INVALID WRITE-IN	668	0.28%
DOUGLAS HOWARD PIERCE	651	0.27%
DAVID MOORE	627	0.26%
JASON M. HANANIA	608	0.26%
JERRY JOSEPH LAWS	594	0.25%
COLLEEN SHEA FERNALD	591	0.25%
RASH BIHARI GHOSH	422	0.18%
HERBERT G. PETERS	419	0.18%
DON J. GRUNDMANN	264	0.11%
GERALD PLUMMER	252	0.11%
TIM GILDERSLEEVE	103	0.04%
MICHAEL FAHMY GIRGIS	77	0.03%
WRITE-IN MICHAEL V. ZIESING	5	0%
WRITE-IN SEELAM PRABHAKAR REDDY	0	0%
WRITE-IN URSULA M. SCHILLING	0	0%
Total Votes Cast	237,261	100%
Undervotes	14,959	
Overvotes	1,117	
Total Ballots Cast	253,337	

10. UNITED STATES REPRESENTATIVE, DISTRICT 12

Candidates	Vote Totals	% of Votes
→ NANCY PELOSI	141,365	68.38%
LISA REMMER	18,771	9.08%
SHAHID BUTTAR	17,597	8.51%
STEPHEN JAFFE	12,114	5.86%
RYAN A. KHOJASTEH	9,498	4.59%
BARRY HERMANSON	4,217	2.04%
MICHAEL GOLDSTEIN	2,820	1.36%
INVALID WRITE-IN	347	0.17%
Total Votes Cast	206,729	100%
Undervotes	18,080	
Overvotes	336	
Total Ballots Cast	225,145	

11. UNITED STATES REPRESENTATIVE, DISTRICT 13

There are no registered San Francisco voters in this district.

Candidates	Vote Totals	% of Votes
BARBARA LEE	0	0
INVALID WRITE-IN	0	0.00%
Total Votes Cast	0	0%
Undervotes	0	
Overvotes	0	
Total Ballots Cast	0	

12. UNITED STATES REPRESENTATIVE, DISTRICT 14

Candidates	Vote Totals	% of Votes
→ JACKIE SPEIER	20,829	82.14%
CRISTINA OSMEÑA	4,432	17.48%
INVALID WRITE-IN	97	0.38%
Total Votes Cast	25,358	100%
Undervotes	2,822	
Overvotes	12	
Total Ballots Cast	28,192	

13. MEMBER OF THE STATE ASSEMBLY, DISTRICT 17

Candidates	Vote Totals	% of Votes
→ DAVID CHIU	93,212	81.05%
ALEJANDRO FERNANDEZ	20,639	17.95%
INVALID WRITE-IN	1,161	1.01%
Total Votes	115,012	100%
Undervotes	32,145	
Overvotes	58	
Total Ballots Cast	147,215	

14. MEMBER OF THE STATE ASSEMBLY, DISTRICT 19

Candidates	Vote Totals	% of Votes
→ PHIL TING	72,070	81.12%
KEITH BOGDON	13,248	14.91%
DAVID ERNST	3,099	3.49%
INVALID WRITE-IN VOTES	428	0.48%
Total Votes	88,845	
Undervotes	17,250	
Overvotes	27	
Total Ballots Cast	106,122	

B. NONPARTISAN OFFICES

I certify the results for the following NONPARTISAN OFFICES:

1. JUDGE OF THE SUPERIOR COURT, OFFICE NO. 4

Candidates	Vote Totals	% of Votes
→ ANDREW Y.S. CHENG	131,468	63.84%
PHOENIX STREETS	73,560	35.72%
INVALID WRITE-IN VOTES	908	0.44%
Total Votes	205,936	100%
Undervotes	47,266	
Overvotes	135	
Total Ballots Cast	253,337	

2. JUDGE OF THE SUPERIOR COURT, OFFICE NO. 7

Candidates	Vote Totals	% of Votes
→ CURTIS KARNOW	108,648	53.78%
MARIA EVANGELISTA	92,425	45.75%
INVALID WRITE-IN VOTES	951	0.47%
Total Votes	202,024	100%
Undervotes	51,191	
Overvotes	122	
Total Ballots Cast	253,337	

3. JUDGE OF THE SUPERIOR COURT, OFFICE NO. 9

Candidates	Vote Totals	% of Votes
→ CYNTHIA MING-MEI LEE	126,913	62.30%
KWIXUAN H. MALOOF	55,070	27.03%
ELIZABETH ZAREH	20,723	10.17%
INVALID WRITE-IN VOTES	1,001	0.49%
Total Votes	203,707	100%
Undervotes	49,475	
Overvotes	155	
Total Ballots Cast	253,337	

4. JUDGE OF THE SUPERIOR COURT, OFFICE NO. 11

Candidates	Vote Totals	% of Votes
→ JEFFREY S. ROSS	119,131	59.16%
NIKI JUDITH SOLIS	81,194	40.32%
INVALID WRITE-IN VOTES	1,050	0.52%
Total Votes	201,375	
Undervotes	51,854	
Overvotes	108	
Total Ballots Cast	253,337	

5. SUPERINTENDENT OF PUBLIC INSTRUCTION

Candidates	Vote Totals	% of Votes
→ TONY K. THURMOND	102,886	51.74%
MARSHALL TUCK	52,185	26.24%
LILY (ESPINOZA) PLOSKI	29,197	14.68%
STEVEN IRELAND	13,498	6.79%
INVALID WRITE-IN VOTES	1,077	0.54%
WRITE-IN DOUGLAS I. VIGIL	3	0%
WRITE-IN THOMAS L. WILLIAMS	0	0%
Total Votes Cast	198,846	100%
Undervotes	54,260	
Overvotes	231	
Total Ballots Cast	253,337	

C. LOCAL OFFICES

I certify the results for the following **LOCAL OFFICES**.

For the ranked-choice voting contests for Mayor and Board of Supervisors, Supervisorial District 8, the following tables provide "Round 0" totals for every contest, which represent how voters marked their ballots before the application of the ranked-choice voting method. Each contest also lists vote totals from "Round 1," which represents the number of first-choice selections after the advancement of second- and third-choice selections. In Round 1, second- and third-choice selections advance whenever preceding choices are blank (undervoted) or contain invalid write-in votes for unqualified candidates.

For those contests in which no candidate received a majority of votes in Round 1, and which required the elimination of candidates and the transfer of votes to remaining candidates, the ranked-choice voting method is applied. For these contests, the totals from the final round—reflecting the totals after all votes from eliminated candidates were transferred to the two remaining candidates with the most votes—are indicated to the right of the Round 1 totals. The number of passes required to reach two remaining candidates is noted in parentheses.

1. MAYOR

Candidates	Round 0		Round 1		Final Round (8)	
	Votes	%	Votes	%	Votes	%
→ LONDON BREED	91,918	36.64%	92,121	36.70%	115,977	50.55%
MARK LENO	61,276	24.43%	61,416	24.47%	113,431	49.45%
JANE KIM	60,644	24.17%	60,738	24.20%		
ANGELA ALIOTO	17,447	6.95%	17,552	6.99%		
ELLEN LEE ZHOU	9,521	3.80%	9,576	3.81%		
RICHIE GREENBERG	7,016	2.80%	7,051	2.81%		
AMY FARAH WEISS	1,661	0.66%	1,675	0.67%		
MICHELLE BRAVO	890	0.35%	900	0.36%		
ANTOINE R. ROGERS, WRITE- IN	3	0.00%	3	0.00%		
INVALID WRITE-IN	492	0.20%	-	0.00%		
Total Votes	250,868		251,032		229,408	
Exhausted by Overvotes	621		634		748	
Undervotes	2,527		2,350		2,350	
Exhausted Ballots	-		-		21,510	
Total Ballots Cast	254,016		254,016		254,016	

2. BOARD OF SUPERVISORS, DISTRICT 8

Candidates	Round 0		Round 1		Final Round (2)	
	Votes	%	Votes	%	Votes	%
→ RAFAEL MANDELMAN	19,951	59.98%	19,996	60.12%	20,267	61.15%
JEFF SHEEHY	12,635	37.98%	12,669	38.09%	12,875	38.85%
LAWRENCE "STARK" DAGESSE	591	1.78%	597	1.79%		
INVALID WRITE-IN	88	0.26%	-	0.00%	-	-
Total Votes	33,265		33,262		33,142	
Exhausted by Overvotes	25		25		25	
Undervotes	2,777		2,780		2,780	
Exhausted Ballots	-		-		120	
Total Ballots Cast	36,067		36,067		36,067	

D. STATE PROPOSITIONS

I certify the results for the following STATE PROPOSITIONS:

1. PROPOSITION 68, "Authorizes Bonds Funding Parks, Natural Resources Protection, Climate Adaptation, Water Quality and Supply, and Flood Protection."

	Vote Totals	% of Votes		
→ YES	189,846	79.93%	Overvotes	70
NO	47,662	20.07%	Undervotes	16,061

2. PROPOSITION 69, "Requires That Certain New Transportation Revenues Be Used for Transportation Purposes. Legislative Constitutional Amendment."

	Vote Totals	% of Votes		
→ YES	205,540	87.44%	Overvotes	58
NO	29,535	12.56%	Undervotes	18,506

3. PROPOSITION 70, "Requires Legislative Supermajority Vote Approving Use of Cap-And-Trade Reserve Fund. Legislative Constitutional Amendment."

	Vote Totals	% of Votes		
→ YES	60,764	27.24%	Overvotes	100
NO	162,341	72.76%	Undervotes	30,434

4. PROPOSITION 71, "Sets Effective Date for Ballot Measures. Legislative Constitutional Amendment."

	Vote Totals	% of Votes		
→ YES	190,743	84.54%	Overvotes	234
NO	34,882	15.46%	Undervotes	27,780

5. PROPOSITION 72, "Permits Legislature to Exclude Newly Constructed Rain-Capture Systems From Property-Tax Reassessment Requirement. Legislative Constitutional Amendment."

	Vote Totals	% of Votes		
→ YES	199,392	86.71%	Overvotes	53
NO	30,551	13.29%	Undervotes	23,643

E. REGIONAL MEASURE

I certify the results for the following REGIONAL MEASURE:

1. Regional Measure 3, "Bay Area Traffic Relief Plan."

		Vote Totals	% of Votes		
→	YES	153,812	65.40%	Overvotes	70
	NO	81,383	34.60%	Undervotes	18,374

F. CITY AND COUNTY PROPOSITIONS

I certify the results for the following CITY AND COUNTY PROPOSITIONS:

*Unless otherwise noted, measures required 50% + 1 affirmative votes to pass.***1. PROPOSITION A, "Public Utilities Revenue Bonds."**

		Vote Totals	% of Votes		
→	YES	181,638	77.22%	Overvotes	212
	NO	53,572	22.78%	Undervotes	18,217

2. PROPOSITION B, "Prohibiting Appointed Commissioners from Running for Office."

		Vote Totals	% of Votes		
→	YES	160,214	69.72%	Overvotes	76
	NO	69,570	30.28%	Undervotes	23,779

3. PROPOSITION C, "Additional Tax on Commercial Rents Mostly to Fund Child Care and Education."

		Vote Totals	% of Votes		
→	YES	120,199	50.87%	Overvotes	147
	NO	116,085	49.13%	Undervotes	17,208

4. PROPOSITION D, "Additional Tax on Commercial Rents Mostly to Fund Housing and Homelessness Services."*Measure required 66 2/3% affirmative votes to pass.*

		Vote Totals	% of Votes		
→	YES	105,746	44.93%	Overvotes	160
	NO	129,611	55.07%	Undervotes	18,122

5. PROPOSITION E, "Prohibiting Tobacco Retailers from Selling Flavored Tobacco Products."

	Vote Totals	% of Votes		
→ YES	164,844	68.39%	Overvotes	191
NO	76,193	31.61%	Undervotes	12,411

6. PROPOSITION F, "City-Funded Legal Representation for Residential Tenants in Eviction Lawsuits."

	Vote Totals	% of Votes		
→ YES	133,190	55.74%	Overvotes	132
NO	105,774	44.26%	Undervotes	14,543

7. PROPOSITION G, "Parcel Tax for San Francisco Unified School District."

	Vote Totals	% of Votes		
→ YES	144,686	60.76%	Overvotes	143
NO	93,447	39.24%	Undervotes	15,363

8. PROPOSITION H, "Policy for the Use of Tasers by San Francisco Police Officers."

	Vote Totals	% of Votes		
→ YES	90,334	38.06%	Overvotes	220
NO	146,997	61.94%	Undervotes	16,088

9. PROPOSITION I, "Relocation of Professional Sports Teams."

	Vote Totals	% of Votes		
→ YES	97,863	42.78%	Overvotes	102
NO	130,916	57.22%	Undervotes	24,758

**List of SHA-512 Hash Values for Certified Results Reports
Consolidated Statewide Direct Primary Election, June 5, 2018**

This list represents the various certified results reports the Department of Elections issued for the June 5, 2018, Consolidated Statewide Direct Election. The file names for each report are listed numerically, and underneath each file name is the SHA-512 cryptographic hash value applicable to each file. All reports are posted on the Department's website: www.sfelections.org/results

1. "Summary – TXT," lists a summary of votes cast by contest, using a text file format.

Hash value:

0C1B7D737D8F71E6ADA98FD4A236E882F27F8B95FF33AD5723019F440A3E6A1FDE6C119FE
BD815D808626DE44A791A1B8B4E58BA842E60F8E91F28AE2C7720D4

2. "Summary – PDF," lists a summary of votes cast by contest, using a PDF format.

Hash value:

8B9DAC28523F027F09D9ABE86E207C2EB0ACB9D5EA120273650454629734FDF03A01A390D7
9D2BE8F94498FA8120585979CF4487C68C94784DC2DD8D05483262

3. "SOV – PDF," lists votes cast in each precinct and for each contest, using a PDF format.

Hash value:

6F8CAC40ADEB4865D63BFC3E90187C96F2A6C9F1E857FDE0A06130BD0A5F1FEA3EAC071F
E4AE05AAD851AF0532A96C3D9467285992406A83558C2DE11EE424A4

4. "SOV – Excel," lists votes cast in each precinct and for each contest, using Microsoft Excel worksheets.

Hash value:

542D8D1402855ED60CD01D7CF754F141A76909CF0D72D6A284E0E6C9C9A0EF1DE800180EE
29C5CC5D8F8710C00AB91725103D9ECFCEDA35A107E226278BE1DAF

5. "SOV – TSV," lists votes cast in each precinct and for each contest, using tab separated values.

Hash value:

94BC0EE9FB3E6F3F012D0801E8B126F39216F091C7DB54C8E5923963AADB75C2E6189BD7E
D3202CE43A1E0CC51FBE1B46732E2C3DA086BA2F008C32C7005FF4A

List of SHA-512 Hash Values for Certified Results Reports
Consolidated Statewide Direct Primary Election, June 5, 2018

6. "SOV – RAW," lists votes cast in each precinct and for each contest, using a text file format.

Hash value:

7898E2EF111BDF423E4BFE414D529B50405CCCD828D07AA13467196381C61D3E9D134230DA
21CFD637138DD1B6CAD3A696CA91A34758F091134175AD84D4AAC7

7. "Mayor – Chart," displays total votes cast in ranked-choice voting contest and elimination of candidates and transfer of remaining votes to next ranked candidates in HTML table format.

Hash value:

E06CFEAE17CA93AE020DBBBCEC4E982316FBFA312AA2B925F88890CB77CCC8F655012B03
69CA3D95B0C23C6C331375362B35752641974ECD49EFB227414E8E06

8. "Mayor – Report," lists the ranked-choice voting pass report in a PDF file.

Hash value:

F0B680A71D5AAD3E1BA0C88FA046B84FB27036202D846398F08978C911A03766CA2D81B908
F73A420474DD6FE98DC3440A0C6BEB3D120FB598D6C23A0E4C8BF0

9. "Mayor – Excel," lists the ranked-choice voting pass report in Excel worksheet format.

Hash value:

12544123985258288D3AA0B59DD2A3152A6715EAF3AC4D0EBD7E4CAEE2F9124597002151B09
860136D0C75A8FF660622F17CEBAFF7B2F8FA9723553E1A01199F

10. "BOS D8-Chart," displays total votes cast in ranked-choice voting contest and elimination of candidates and transfer of remaining votes to next ranked candidates in HTML table format.

Hash value:

653C77704A8842BA3D213DBF02AFE86F29E8F036162C870D15A8C0FCA59548A370CA2757D8
389385C2A421CD087E83926717F35D007B2011B2947683D550336A

11. "BOS D8 – Report," provides the ranked-choice voting pass report in a PDF file.

Hash value:

3290BEAA15B0FF5A7E545FDD9A0702F853CDD7D0951239C957CA23E3C0DF39EE2DB14FE5
B5282ADC7861C8F6ACD70A5B7FA668BDA8A535C32CD28D1685B2BF1C

List of SHA-512 Hash Values for Certified Results Reports
Consolidated Statewide Direct Primary Election, June 5, 2018

12. "BOS D8 – Excel," lists the ranked-choice voting pass report in Excel worksheet format.

Hash value:

B2DBC1C5DE74EE279D75C4F2EACBC791B209F32E4CC163AE65153D098C0C96F229EF628D
A0BFB7F93A0D547CDDFDA3E8C90BCDFBF33F4FC664C379D08C3D4B39

13. "Ballot Image," lists votes cast on each ballot card that included a ranked-choice voting for the Board of Supervisors contests in the odd-numbered Supervisorial Districts.

Hash value:

303DD3FDE8FC0AFE41BD0FB6A520FF9FA10834F0BCB99F57A6C5B84F4C2F2FBCF2119F3B0
C79A1FD7473E45FE75C73763CE9CC663EFA7E5360697614122307A1

14. "Master Lookup," provides the key to the data listed in the Ballot Image file.

Hash value:

993AF0E1675B8B03E0029468D7EC33D2E1C87C65D1064CA3C780F416D31C03FDF52D5CCBD
24B294FF16DB1EB57463B161DA3D0FE45893BA99C7813B259C794E1

15. "Precinct Turnout," lists the total number of votes cast in each precinct, using a text file format.

Hash value:

399FA74AD3EED84AC05B6F1ED8B1B6D4D0941E512AC240FFB0F119D9B27914D1F57CDBACF
BD309C725DAC0BB4559683838534E70F52921571A9CE4D097F4E037

16. "Neighborhood Turnout – PDF," lists vote totals according to San Francisco's neighborhoods in a PDF file.

Hash value:

1DCBF82E46A54198702EE75DCA6743E9E7180A4D59ADD2870E7066B5714B631F9B7F663BF91
C3844B0E1C4BAC17C7D9C0B4768D86D9D20A5B0EC0C2BE1CB50C3

17. "Neighborhood Turnout – Excel," lists the total number of votes cast in each neighborhood in Excel worksheets.

Hash value:

CCA947CCD64BD9157DAF3B991AEE721060614C5357C03F32D5CBC15DBBBE9C3069864327F
9E4C437BA008B8014F3E982C00DFE5078A0115206F05F63FD165A3B

List of SHA-512 Hash Values for Certified Results Reports
Consolidated Statewide Direct Primary Election, June 5, 2018

18. "SHA-512.csv," provides a list of all hashed election results files in a comma-separated values format.

Hash value:

F64748BD18869BBB2C96355D25E171EC76A90A5FC684A247DA60D72ED7225E3F57835CA2CF
64F6D34C13434142401268738A439F62B2E667995D7DDEF1EADD70

19. "Vote-by-Mail Status Report," lists the disposition of the vote-by-mail ballots the Department received.

Hash value:

27E1A25DA380173E62895E71C8E0B0468473F01C615A7A1BC7BEF1B938D3FF1CF510E13CEF
19632A56DACB3CC8839683C494DF0835EC12D524F644C0AF539454

20. "Provisional Ballot Status Report," lists the disposition of the provisional ballots the Department received.

Hash value:

4EE9A49CF3D8AF2DEF289A14B46BE1CE8E876261CAF6A9409C44C0D817669EEF72B5A3754D
44C88D35FFB204296106566BBFA0D497859557663AC37A38DCC0E0

21. "Conditional Voter Registration Report," lists the disposition of the ballots cast during the Conditional Voter Registration period.

Hash value:

00B5B1702EE30A90AC01829427C0FA18BD77096B8A344FD76A9878A5B3D7E0D8A338C756424
526887C091B383C4DB6CD9F0F24F0D269CB2C4E2FC9041375FECF

Ranked Choice Voting Results Table

Attachment 2

Page 1 of 20

Contest: Mayor
 Load Type: Complete

	Round 1			Round 2			Round 3			Round 4			Round 5			Round 6			Round 7			Round 8			Round 9						
	Votes	%	Transfer	Votes	%	Transfer	Votes	%	Transfer	Votes	%	Transfer	Votes	%	Transfer	Votes	%	Transfer	Votes	%	Transfer	Votes	%	Transfer	Votes	%	Transfer				
MICHELLE BRAVO	900	0.34%	0	900	0.34%	0	900	0.34%	-900	0	0.00%	0	0	0.00%	0	0	0.00%	0	0	0.00%	0	0	0.00%	0	0	0.00%	0	0	0.00%	0	
LONDON BREED	82121	36.70%	0	82121	36.70%	+3	82124	36.70%	+118	82243	36.77%	+189	82432	36.87%	+1163	83595	37.86%	+2787	86382	39.22%	+6275	102757	43.27%	+13210	116577	48.55%	0	0	0.00%	0	
MARK LENO	81416	24.47%	0	81416	24.47%	0	81416	24.47%	+117	81533	24.50%	+344	81877	24.63%	+890	82767	25.20%	+1267	84034	26.09%	+4579	88613	28.93%	+44724	113431	49.45%	0	0	0.00%	0	
JANE ROM	60738	24.20%	0	60738	24.20%	0	60738	24.20%	+51	60789	24.25%	+593	61382	24.50%	+421	61803	24.83%	+1418	63221	25.74%	+2782	66003	27.81%	+6043	0	0.00%	0	0	0.00%	0	
RICHEL GREENBERG	7051	2.81%	0	7051	2.81%	0	7051	2.81%	-77	7128	2.84%	+111	7242	2.85%	-7242	0	0.00%	0	0	0.00%	0	0	0.00%	0	0	0.00%	0	0	0.00%	0	
ANGELA ALIOTO	17552	6.33%	0	17552	6.33%	0	17552	6.33%	+185	17737	7.07%	+192	17929	7.16%	+1687	19616	7.80%	+2355	21971	8.54%	-21981	0	0.00%	0	0	0.00%	0	0	0.00%	0	
ARY FARAH WEISS	1675	0.67%	0	1675	0.67%	0	1675	0.67%	+60	1735	0.69%	-1735	0	0.00%	0	0	0.00%	0	0	0.00%	0	0	0.00%	0	0	0.00%	0	0	0.00%	0	
ELLEN LEE ZHOU	8576	3.81%	0	8576	3.81%	0	8576	3.81%	+111	8687	3.86%	+142	8829	3.92%	+508	10637	4.28%	-10637	0	0.00%	0	0	0.00%	0	0	0.00%	0	0	0.00%	0	
WRITE-IN	0	0.00%	0	0	0.00%	0	0	0.00%	0	0	0.00%	0	0	0.00%	0	0	0.00%	0	0	0.00%	0	0	0.00%	0	0	0.00%	0	0	0.00%	0	
WRITE-IN ANTONIO R. ROGERS	3	0.00%	0	3	0.00%	-3	0	0.00%	0	0	0.00%	0	0	0.00%	0	0	0.00%	0	0	0.00%	0	0	0.00%	0	0	0.00%	0	0	0.00%	0	
Exhausted by Over Votes	634		0	634		0	634		+4	638		+3	641		+8	649		+18	667		+26	693		+55	748		0	0	0.00%	0	
Under Votes	2350		0	2350		0	2350		0	2350		0	2350		0	2350		0	2350		0	2350		0	2350		0	2350		0	
Exhausted Ballots	0		0	0		0	0		+136	136		+144	280		+2155	2445		+2792	3237		+8219	13456		+8654	21510		0	0	0.00%	0	
Counting Ballots	251032	100.00%		251032	100.00%		251032	100.00%		250892	100.00%		250745	100.00%		248572	100.00%		247402	100.00%		237517	100.00%		229408	100.00%		0	0	0.00%	0
TOTAL	254016		0	254016		0	254016		0	254016		0	254016		0	254016		0	254016		0	254016		0	254016		0	254016		0	
REMARKS	*The result is in accordance with election law.																														

RCV Results Report

Customer Name:	The City and County of San Francisco	Election Date:	6/5/2018
Election Name:	SFC_20180605_E	Run Date:	6/27/2018
Contest:	Mayor	Load Type:	Complete

Run Id: 55 - Pass 0

Pass Number: 0

Final State

Candidate	Votes	% Vote
MICHELLE BRAVO	900	0.36%
LONDON BREED	92121	36.70%
MARK LENO	61416	24.47%
JANE KIM	60738	24.20%
RICHIE GREENBERG	7051	2.81%
ANGELA ALIOTO	17552	6.99%
AMY FARAH WEISS	1675	0.67%
ELLEN LEE ZHOU	9576	3.81%
WRITE-IN	0	0.00%
WRITE-IN ANTOINE R. ROGERS	3	0.00%
	Continuing Ballots	251032
Exhausted by Over Votes	634	
Under Votes	2350	
Exhausted Ballots	0	
	Total Ballots	254016

RCV Results Report

Customer Name: The City and County of San Francisco Election Date: 6/5/2018
 Election Name: SFC_20180605_E Run Date: 6/27/2018
 Contest: Mayor Load Type: Complete

Run Id: 55 - Pass 1

Pass Number: 1

Initial State

Candidate	Votes	% Vote
MICHELLE BRAVO	900	0.36%
LONDON BREED	92121	36.70%
MARK LENO	61416	24.47%
JANE KIM	60738	24.20%
RICHIE GREENBERG	7051	2.81%
ANGELA ALIOTO	17552	6.99%
AMY FARAH WEISS	1675	0.67%
ELLEN LEE ZHOU	9576	3.81%
WRITE-IN	0	0.00%
WRITE-IN ANTOINE R. ROGERS	3	0.00%
	Continuing Ballots	251032
Exhausted by Over Votes	634	
Under Votes	2350	
Exhausted Ballots	0	
	Total Ballots	254016

Eliminated Candidates - Pass 1

Candidate	Votes
WRITE-IN	0

Final State		
Candidate	Votes	% Vote
MICHELLE BRAVO	900	0.36%
LONDON BREED	92121	36.70%
MARK LENO	61416	24.47%
JANE KIM	60738	24.20%
RICHIE GREENBERG	7051	2.81%
ANGELA ALIOTO	17552	6.99%
AMY FARAH WEISS	1675	0.67%
ELLEN LEE ZHOU	9576	3.81%
WRITE-IN	Eliminated in pass 1.	0
WRITE-IN ANTOINE R. ROGERS	3	0.00%
	Continuing Ballots	251032
Exhausted by Over Votes	634	
Under Votes	2350	
Exhausted Ballots	0	
	Total Ballots	254016

RCV Results Report

Customer Name: The City and County of San Francisco Election Date: 6/5/2018
 Election Name: SFC_20180605_E Run Date: 6/27/2018
 Contest: Mayor Load Type: Complete

Run Id: 55 - Pass 2

Pass Number: 2

Initial State

Candidate		Votes	% Vote
MICHELLE BRAVO		900	0.36%
LONDON BREED		92121	36.70%
MARK LENO		61416	24.47%
JANE KIM		60738	24.20%
RICHIE GREENBERG		7051	2.81%
ANGELA ALIOTO		17552	6.99%
AMY FARAH WEISS		1675	0.67%
ELLEN LEE ZHOU		9576	3.81%
WRITE-IN	Eliminated in pass 1.	0	0.00%
WRITE-IN ANTOINE R. ROGERS		3	0.00%
	Continuing Ballots	251032	
Exhausted by Over Votes		634	
Under Votes		2350	
Exhausted Ballots		0	
	Total Ballots	254016	

Eliminated Candidates - Pass 2

Candidate	Votes
WRITE-IN ANTOINE R. ROGERS	3

Vote Changes - Pass 2

From	To	Exhausted	Transferred
WRITE-IN ANTOINE R. ROGERS	LONDON BREED	0	3
	Total	0	3

Final State			
Candidate		Votes	% Vote
MICHELLE BRAVO		900	0.36%
LONDON BREED		92124	36.70%
MARK LENO		61416	24.47%
JANE-KIM		60738	24.20%
RICHIE GREENBERG		7051	2.81%
ANGELA ALIOTO		17552	6.99%
AMY FARAH WEISS		1675	0.67%
ELLEN LEE ZHOU		9576	3.81%
WRITE-IN	Eliminated in pass 1.	0	0.00%
WRITE-IN ANTOINE R. ROGERS	Eliminated in pass 2.	0	0.00%
	Continuing Ballots	251032	
Exhausted by Over Votes		634	
Under Votes		2350	
Exhausted Ballots		0	
	Total Ballots	254016	

RCV Results Report

Customer Name: The City and County of San Francisco Election Date: 6/5/2018
 Election Name: SFC_20180605_E Run Date: 6/27/2018
 Contest: Mayor Load Type: Complete

Run Id: 55 - Pass 3

Pass Number: 3

Initial State

Candidate		Votes	% Vote
MICHELLE BRAVO		900	0.36%
LONDON BREED		92124	36.70%
MARK LENO		61416	24.47%
JANE KIM		60738	24.20%
RICHIE GREENBERG		7051	2.81%
ANGELA ALIOTO		17552	6.99%
AMY FARAH WEISS		1675	0.67%
ELLEN LEE ZHOU		9576	3.81%
WRITE-IN	Eliminated in pass 1.	0	0.00%
WRITE-IN ANTOINE R. ROGERS	Eliminated in pass 2.	0	0.00%
	Continuing Ballots	251032	
Exhausted by Over Votes		634	
Under Votes		2350	
Exhausted Ballots		0	
	Total Ballots	254016	

Eliminated Candidates - Pass 3

Candidate	Votes
MICHELLE BRAVO	900

Vote Changes - Pass 3

From	To	Exhausted	Transferred
MICHELLE BRAVO	Exhausted Ballots	136	0
MICHELLE BRAVO	Over Votes	4	0
MICHELLE BRAVO	AMY FARAH WEISS	0	60
MICHELLE BRAVO	ANGELA ALIOTO	0	185
MICHELLE BRAVO	ELLEN LEE ZHOU	0	111
MICHELLE BRAVO	JANE KIM	0	91
MICHELLE BRAVO	LONDON BREED	0	119
MICHELLE BRAVO	MARK LENO	0	117
MICHELLE BRAVO	RICHIE GREENBERG	0	77
	Total	140	760

Final State

Candidate		Votes	% Vote
MICHELLE BRAVO	Eliminated in pass 3.	0	0.00%
LONDON BREED		92243	36.77%
MARK LENO		61533	24.53%
JANE KIM		60829	24.25%
RICHIE GREENBERG		7128	2.84%
ANGELA ALIOTO		17737	7.07%
AMY FARAH WEISS		1735	0.69%
ELLEN LEE ZHOU		9687	3.86%
WRITE-IN	Eliminated in pass 1.	0	0.00%
WRITE-IN ANTOINE R. ROGERS	Eliminated in pass 2.	0	0.00%
	Continuing Ballots	250892	
Exhausted by Over Votes		638	
Under Votes		2350	
Exhausted Ballots		136	
	Total Ballots	254016	

RCV Results Report

Customer Name:	The City and County of San Francisco	Election Date:	6/5/2018
Election Name:	SFC_20180605_E	Run Date:	6/27/2018
Contest:	Mayor	Load Type:	Complete

Run Id: 55 - Pass 4

Pass Number: 4

Initial State

Candidate		Votes	% Vote
MICHELLE BRAVO	Eliminated in pass 3.	0	0.00%
LONDON BREED		92243	36.77%
MARK LENO		61533	24.53%
JANE KIM		60829	24.25%
RICHIE GREENBERG		7128	2.84%
ANGELA ALIOTO		17737	7.07%
AMY FARAH WEISS		1735	0.69%
ELLEN LEE ZHOU		9687	3.86%
WRITE-IN	Eliminated in pass 1.	0	0.00%
WRITE-IN ANTOINE R. ROGERS	Eliminated in pass 2.	0	0.00%
	Continuing Ballots	250892	
Exhausted by Over Votes		638	
Under Votes		2350	
Exhausted Ballots		136	
	Total Ballots	254016	

Eliminated Candidates - Pass 4

Candidate	Votes
AMY FARAH WEISS	1735

Vote Changes - Pass 4			
From	To	Exhausted	Transferred
AMY FARAH WEISS	Exhausted Ballots	144	0
AMY FARAH WEISS	Over Votes	3	0
AMY FARAH WEISS	ANGELA ALIOTO	0	192
AMY FARAH WEISS	ELLEN LEE ZHOU	0	142
AMY FARAH WEISS	JANÉ KIM	0	593
AMY FARAH WEISS	LONDON BREED	0	199
AMY FARAH WEISS	MARK LENO	0	348
AMY FARAH WEISS	RICHIE GREENBERG	0	114
	Total	147	1588

Final State			
Candidate		Votes	% Vote
MICHELLE BRAVO	Eliminated in pass 3.	0	0.00%
LONDON BREED		92442	36.87%
MARK LENO		61881	24.68%
JANE KIM		61422	24.50%
RICHIE GREENBERG		7242	2.89%
ANGELA ALIOTO		17929	7.15%
AMY FARAH WEISS	Eliminated in pass 4.	0	0.00%
ELLEN LEE ZHOU		9829	3.92%
WRITE-IN	Eliminated in pass 1.	0	0.00%
WRITE-IN ANTOINE R. ROGERS	Eliminated in pass 2.	0	0.00%
	Continuing Ballots	250745	
Exhausted by Over Votes		641	
Under Votes		2350	
Exhausted Ballots		280	
	Total Ballots	254016	

RCV Results Report

Customer Name:	The City and County of San Francisco	Election Date:	6/5/2018
Election Name:	SFC_20180605_E	Run Date:	6/27/2018
Contest:	Mayor	Load Type:	Complete

Run Id: 55 - Pass 5

Pass Number: 5

Initial State

Candidate		Votes	% Vote
MICHELLE BRAVO	Eliminated in pass 3.	0	0.00%
LONDON BREED		92442	36.87%
MARK LENO		61881	24.68%
JANE KIM		61422	24.50%
RICHIE GREENBERG		7242	2.89%
ANGELA ALIOTO		17929	7.15%
AMY FARAH WEISS	Eliminated in pass 4.	0	0.00%
ELLEN LEE ZHOU		9829	3.92%
WRITE-IN	Eliminated in pass 1.	0	0.00%
WRITE-IN ANTOINE R. ROGERS	Eliminated in pass 2.	0	0.00%
	Continuing Ballots	250745	
Exhausted by Over Votes		641	
Under Votes		2350	
Exhausted Ballots		280	
	Total Ballots	254016	

Eliminated Candidates - Pass 5

Candidate	Votes
RICHIE GREENBERG	7242

Vote Changes - Pass 5

From	To	Exhausted	Transferred
RICHIE GREENBERG	Exhausted Ballots	2165	0
RICHIE GREENBERG	Over Votes	8	0
RICHIE GREENBERG	ANGELA ALIOTO	0	1697
RICHIE GREENBERG	ELLEN LEE ZHOU	0	808
RICHIE GREENBERG	JANE KIM	0	421
RICHIE GREENBERG	LONDON BREED	0	1163
RICHIE GREENBERG	MARK LENO	0	980
	Total	2173	5069

Final State

Candidate		Votes	% Vote
MICHELLE BRAVO	Eliminated in pass 3.	0	0.00%
LONDON BREED		93605	37.66%
MARK LENO		62861	25.29%
JANE KIM		61843	24.88%
RICHIE GREENBERG	Eliminated in pass 5.	0	0.00%
ANGELA ALIOTO		19626	7.90%
AMY FARAH WEISS	Eliminated in pass 4.	0	0.00%
ELLEN LEE ZHOU		10637	4.28%
WRITE-IN	Eliminated in pass 1.	0	0.00%
WRITE-IN ANTOINE R. ROGERS	Eliminated in pass 2.	0	0.00%
	Continuing Ballots	248572	
Exhausted by Over Votes		649	
Under Votes		2350	
Exhausted Ballots		2445	
	Total Ballots	254016	

RCV Results Report

Customer Name:	The City and County of San Francisco	Election Date:	6/5/2018
Election Name:	SFC_20180605_E	Run Date:	6/27/2018
Contest:	Mayor	Load Type:	Complete

Run Id: 55 - Pass 6

Pass Number: 6

Initial State

Candidate		Votes	% Vote
MICHELLE BRAVO	Eliminated in pass 3.	0	0.00%
LONDON BREED		93605	37.66%
MARK LENO		62861	25.29%
JANE KIM		61843	24.88%
RICHIE GREENBERG	Eliminated in pass 5.	0	0.00%
ANGELA ALIOTO		19626	7.90%
AMY FARAH WEISS	Eliminated in pass 4.	0	0.00%
ELLEN LEE ZHOU		10637	4.28%
WRITE-IN	Eliminated in pass 1.	0	0.00%
WRITE-IN ANTOINE R. ROGERS	Eliminated in pass 2.	0	0.00%
	Continuing Ballots	248572	
Exhausted by Over Votes		649	
Under Votes		2350	
Exhausted Ballots		2445	
	Total Ballots	254016	

Eliminated Candidates - Pass 6

Candidate	Votes
ELLEN LEE ZHOU	10637

Vote Changes - Pass 6			
From	To	Exhausted	Transferred
ELLEN LEE ZHOU	Exhausted Ballots	2792	0
ELLEN LEE ZHOU	Over Votes	18	0
ELLEN LEE ZHOU	ANGELA ALIOTO	0	2355
ELLEN LEE ZHOU	JANE KIM	0	1418
ELLEN LEE ZHOU	LONDON BREED	0	2787
ELLEN LEE ZHOU	MARK LENO	0	1267
	Total	2810	7827

Final State			
Candidate		Votes	% Vote
MICHELLE BRAVO	Eliminated in pass 3.	0	0.00%
LONDON BREED		96392	39.22%
MARK LENO		64128	26.09%
JANE KIM		63261	25.74%
RICHIE GREENBERG	Eliminated in pass 5.	0	0.00%
ANGELA ALIOTO		21981	8.94%
AMY FARAH WEISS	Eliminated in pass 4.	0	0.00%
ELLEN LEE ZHOU	Eliminated in pass 6.	0	0.00%
WRITE-IN	Eliminated in pass 1.	0	0.00%
WRITE-IN ANTOINE R. ROGERS	Eliminated in pass 2.	0	0.00%
	Continuing Ballots	245762	
Exhausted by Over Votes		667	
Under Votes		2350	
Exhausted Ballots		5237	
	Total Ballots	254016	

RCV Results Report

Customer Name:	The City and County of San Francisco	Election Date:	6/5/2018
Election Name:	SFC_20180605_E	Run Date:	6/27/2018
Contest:	Mayor	Load Type:	Complete

Run Id: 55 - Pass 7

Pass Number: 7

Initial State

Candidate		Votes	% Vote
MICHELLE BRAVO	Eliminated in pass 3.	0	0.00%
LONDON BREED		96392	39.22%
MARK LENO		64128	26.09%
JANE KIM		63261	25.74%
RICHIE GREENBERG	Eliminated in pass 5.	0	0.00%
ANGELA ALIOTO		21981	8.94%
AMY FARAH WEISS	Eliminated in pass 4.	0	0.00%
ELLEN LEE ZHOU	Eliminated in pass 6.	0	0.00%
WRITE-IN	Eliminated in pass 1.	0	0.00%
WRITE-IN ANTOINE R. ROGERS	Eliminated in pass 2.	0	0.00%
	Continuing Ballots	245762	
Exhausted by Over Votes		667	
Under Votes		2350	
Exhausted Ballots		5237	
	Total Ballots	254016	

Eliminated Candidates - Pass 7

Candidate	Votes
ANGELA ALIOTO	21981

Vote Changes - Pass 7			
From	To	Exhausted	Transferred
ANGELA ALIOTO	Exhausted Ballots	8219	0
ANGELA ALIOTO	Over Votes	26	0
ANGELA ALIOTO	JANE KIM	0	2782
ANGELA ALIOTO	LONDON BREED	0	6375
ANGELA ALIOTO	MARK LENO	0	4579
	Total	8245	13736

Final State			
Candidate		Votes	% Vote
MICHELLE BRAVO	Eliminated in pass 3.	0	0.00%
LONDON BREED		102767	43.27%
MARK LENO		68707	28.93%
JANE KIM		66043	27.81%
RICHIE GREENBERG	Eliminated in pass 5.	0	0.00%
ANGELA ALIOTO	Eliminated in pass 7.	0	0.00%
AMY FARAH WEISS	Eliminated in pass 4.	0	0.00%
ELLEN LEE ZHOU	Eliminated in pass 6.	0	0.00%
WRITE-IN	Eliminated in pass 1.	0	0.00%
WRITE-IN ANTOINE R. ROGERS	Eliminated in pass 2.	0	0.00%
	Continuing Ballots	237517	
	Exhausted by Over Votes	693	
	Under Votes	2350	
	Exhausted Ballots	13456	
	Total Ballots	254016	

RCV Results Report

Customer Name: The City and County of San Francisco Election Date: 6/5/2018
 Election Name: SFC_20180605_E Run Date: 6/27/2018
 Contest: Mayor Load Type: Complete

Run Id: 55 - Pass 8

Pass Number: 8

Initial State

Candidate		Votes	% Vote
MICHELLE BRAVO	Eliminated in pass 3.	0	0.00%
LONDON BREED		102767	43.27%
MARK LENO		68707	28.93%
JANE KIM		66043	27.81%
RICHIE GREENBERG	Eliminated in pass 5.	0	0.00%
ANGELA ALIOTO	Eliminated in pass 7.	0	0.00%
AMY FARAH WEISS	Eliminated in pass 4.	0	0.00%
ELLEN LEE ZHOU	Eliminated in pass 6.	0	0.00%
WRITE-IN	Eliminated in pass 1.	0	0.00%
WRITE-IN ANTOINE R. ROGERS	Eliminated in pass 2.	0	0.00%
	Continuing Ballots	237517	
Exhausted by Over Votes		693	
Under Votes		2350	
Exhausted Ballots		13456	
	Total Ballots	254016	

Eliminated Candidates - Pass 8

Candidate	Votes
JANE KIM	66043

Vote Changes - Pass 8

From	To	Exhausted	Transferred
JANE KIM	Exhausted Ballots	8054	0
JANE KIM	Over Votes	55	0
JANE KIM	LONDON BREED	0	13210
JANE KIM	MARK LENO	0	44724
	Total	8109	57934

Final State			
Candidate		Votes	% Vote
MICHELLE BRAVO	Eliminated in pass 3.	0	0.00%
LONDON BREED	** WINNER **	115977	50.55%
MARK LENO		113431	49.45%
JANE KIM	Eliminated in pass 8.	0	0.00%
RICHIE GREENBERG	Eliminated in pass 5.	0	0.00%
ANGELA ALIOTO	Eliminated in pass 7.	0	0.00%
AMY FARAH WEISS	Eliminated in pass 4.	0	0.00%
ELLEN LEE ZHOU	Eliminated in pass 6.	0	0.00%
WRITE-IN	Eliminated in pass 1.	0	0.00%
WRITE-IN ANTOINE R. ROGERS	Eliminated in pass 2.	0	0.00%
	Continuing Ballots	229408	
Exhausted by Over Votes		748	
Under Votes		2350	
Exhausted Ballots		21510	
	Total Ballots	254016	

Ranked Choice Voting Results Table

Contest: Board of Supervisors, District 8
 Load Type: Complete

	Round 1			Round 2			Round 3		
	Votes	%	Transfer	Votes	%	Transfer	Votes	%	Transfer
JEFF SHEEHY	12669	38.09%	0	12669	38.09%	+206	12875	38.85%	0
LAWRENCE "STARK" DAGESSE	597	1.79%	0	597	1.79%	-597	0	0.00%	0
RAFAEL MANDELMAN	19996	60.12%	0	19996	60.12%	+271	20267	61.15%	0
WRITE-IN	0	0.00%	0	0	0.00%	0	0	0.00%	0
Exhausted by Over Votes	25		0	25		0	25		0
Under Votes	2780		0	2780		0	2780		0
Exhausted Ballots	0		0	0		+120	120		0
Continuing Ballots	33262	100.00%		33262	100.00%		33142	100.00%	
TOTAL	36067		0	36067		0	36067		0
REMARKS	*Tie resolved in accordance with election law.								

RCV Results Report

Customer Name:	The City and County of San Francisco	Election Date:	6/5/2018
Election Name:	SFC_20180605_E	Run Date:	6/27/2018
Contest:	Board of Supervisors, District 8	Load Type:	Complete

Run Id: 56 - Pass 0

Pass Number: 0

Final State

Candidate	Votes	% Vote
JEFF SHEEHY	12669	38.09%
LAWRENCE "STARK" DAGESSE	597	1.79%
RAFAEL MANDELMAN	19996	60.12%
WRITE-IN	0	0.00%
	Continuing Ballots	33262
Exhausted by Over Votes	25	
Under Votes	2780	
Exhausted Ballots	0	
	Total Ballots	36067

RCV Results Report

Customer Name:	The City and County of San Francisco	Election Date:	6/5/2018
Election Name:	SFC_20180605_E	Run Date:	6/27/2018
Contest:	Board of Supervisors, District 8	Load Type:	Complete

Run Id: 56 - Pass 1

Pass Number: 1

Initial State

Candidate	Votes	% Vote
JEFF SHEEHY	12669	38.09%
LAWRENCE "STARK" DAGESSE	597	1.79%
RAFAEL MANDELMAN	19996	60.12%
WRITE-IN	0	0.00%
	Continuing Ballots	33262
Exhausted by Over Votes	25	
Under Votes	2780	
Exhausted Ballots	0	
	Total Ballots	36067

Eliminated Candidates - Pass

1

Candidate	Votes
WRITE-IN	0

Final State

Candidate	Votes	% Vote
JEFF SHEEHY	12669	38.09%
LAWRENCE "STARK" DAGESSE	597	1.79%
RAFAEL MANDELMAN	19996	60.12%
WRITE-IN	0	0.00%
	Eliminated in pass 1.	
	Continuing Ballots	33262
Exhausted by Over Votes	25	
Under Votes	2780	
Exhausted Ballots	0	
	Total Ballots	36067

RCV Results Report

Customer Name:	The City and County of San Francisco	Election Date:	6/5/2018
Election Name:	SFC_20180605_E	Run Date:	6/27/2018
Contest:	Board of Supervisors, District 8	Load Type:	Complete

Run Id: 56 - Pass 2

Pass Number: 2

Initial State

Candidate		Votes	% Vote
JEFF SHEEHY		12669	38.09%
LAWRENCE "STARK" DAGESSE		597	1.79%
RAFAEL MANDELMAN		19996	60.12%
WRITE-IN	Eliminated in pass 1.	0	0.00%
	Continuing Ballots	33262	
Exhausted by Over Votes		25	
Under Votes		2780	
Exhausted Ballots		0	
	Total Ballots	36067	

Eliminated Candidates - Pass 2

Candidate	Votes
LAWRENCE "STARK" DAGESSE	597

Vote Changes - Pass 2

From	To	Exhausted	Transferred
LAWRENCE "STARK" DAGESSE	Exhausted Ballots	120	0
LAWRENCE "STARK" DAGESSE	JEFF SHEEHY	0	206
LAWRENCE "STARK" DAGESSE	RAFAEL MANDELMAN	0	271
	Total	120	477

Final State

Candidate		Votes	% Vote
JEFF SHEEHY		12875	38.85%
LAWRENCE "STARK" DAGESSE	Eliminated in pass 2.	0	0.00%
RAFAEL MANDELMAN	** WINNER **	20267	61.15%
WRITE-IN	Eliminated in pass 1.	0	0.00%
	Continuing Ballots	33142	
Exhausted by Over Votes		25	
Under Votes		2780	
Exhausted Ballots		120	
	Total Ballots	36067	

Print Form

Introduction Form

By a Member of the Board of Supervisors or Mayor

BOARD OF SUPERVISORS
SAN FRANCISCO

2018 JUL -3 PM 4:21

AK Time stamp
or meeting date

I hereby submit the following item for introduction (select only one):

- 1. For reference to Committee. (An Ordinance, Resolution, Motion or Charter Amendment).
- 2. Request for next printed agenda Without Reference to Committee.
- 3. Request for hearing on a subject matter at Committee.
- 4. Request for letter beginning : "Supervisor [] inquiries"
- 5. City Attorney Request.
- 6. Call File No. [] from Committee.
- 7. Budget Analyst request (attached written motion).
- 8. Substitute Legislation File No. []
- 9. Reactivate File No. []
- 10. Topic submitted for Mayoral Appearance before the BOS on []

Please check the appropriate boxes. The proposed legislation should be forwarded to the following:

- Small Business Commission
- Youth Commission
- Ethics Commission
- Planning Commission
- Building Inspection Commission

Note: For the Imperative Agenda (a resolution not on the printed agenda), use the Imperative Form.

Sponsor(s):

Cohen


Subject:

Declaration of Election Results of the June 5, 2018 Consolidated Statewide Direct Primary Election

The text is listed:

Resolution declaring the results of the June 5, 2018 Consolidated Statewide Direct Primary Election.

Signature of Sponsoring Supervisor:



For Clerk's Use Only