File No. 251023 **Committee Item No.** 3
Board Item No. _____

COMMITTEE/BOARD OF SUPERVISORS

AGENDA PACKET CONTENTS LIST

Committee: Rules Committee **Date** Nov 3, 2025

Board of Supervisors Meeting **Date** _____

Cmte Board

Cmte	Board	
☐	☐	**Motion**
☐	☐	**Resolution**
☐	☐	**Ordinance**
☐	☐	**Legislative Digest**
☐	☐	**Budget and Legislative Analyst Report**
☐	☐	**Youth Commission Report**
☐	☐	**Introduction Form**
☒	☐	**Department/Agency Cover Letter and/or Report**
☐	☐	**Memorandum of Understanding (MOU)**
☐	☐	**Grant Information Form**
☐	☐	**Grant Budget**
☐	☐	**Subcontract Budget**
☐	☐	**Contract/Agreement**
☐	☐	**Form 126 - Ethics Commission**
☐	☐	**Award Letter**
☒	☐	**Application**
☐	☐	**Form 700**
☒	☐	**Information/Vacancies (Boards/Commissions)**
☒	☐	**Public Correspondence**

OTHER **(Use back side if additional space is needed)**

☐	☐	
☐	☐	
☐	☐	
☐	☐	
☐	☐	
☐	☐	
☐	☐	
☐	☐	
☐	☐	

Completed by: Victor Young **Date** Oct 30, 2025
Completed by: _____ **Date** _____

BOARD of SUPERVISORS

City Hall
1 Dr. Carlton B. Goodlett Place, Room 244
San Francisco 94102-4689
Tel. No. (415) 554-5184
Fax No. (415) 554-5163
TDD/TTY No. (415) 554-5227

Application for Boards, Commissions, Committees, & Task Forces

Name of Board/Commission/Committee/Task Force: Our City, Our Home Oversight Board

Seat # (Required - see Vacancy Notice for qualifications): 2

Full Name: Shanell Williams

[redacted] Zip Code: 94115

[redacted]ation: Director of Community Engagement and Partnerships

Work Phone: 415-917-7166 Employer: California Preterm Birth Initiaitive

Business Address: 490 Illinois Street, Flr. 9 Zip Code: 94143

Business Email: shanell.williams@ucsf.edu Home Email: [redacted]

Pursuant to Charter, Section 4.101(a)(2), Boards and Commissions established by the Charter must consist of residents of the City and County of San Francisco who are 18 years of age or older (unless otherwise stated in the code authority). For certain appointments, the Board of Supervisors may waive the residency requirement.

Resident of San Francisco: Yes ■ No ☐ If No, place of residence: _____

18 Years of Age or Older: Yes ■ No ☐

Pursuant to Charter, Section 4.101(a)(1), please state how your qualifications represent the communities of interest, neighborhoods, and the diversity in ethnicity, race, age, sex, sexual orientation, gender identity, types of disabilities, and any other relevant demographic qualities of the City and County of San Francisco:

The University of California San Francisco, California Preterm Birth Initiative (PTBi-CA), through funding from Marc and Lynne Benioff, launched in 2016 as a multi-year initiative conducting and funding research and community capacity building programs across the reproductive life course with the core objective of reducing racial disparities among Black and Latinx women in preterm birth outcomes. PTBi-CA is committed to ensuring our research moves from the lab to the community and translates into real life. By working across disciplines and sectors, engaging Black and Latinx communities most impacted by preterm birth, our work is directly relevant to our populations of focus.

PTBi-CA seeks to illuminate racism as a root cause of preterm birth disparities by honoring the unique lived experiences of people of color within a local context. We are committed to building capacity within these communities to collectively explore the social, structural, environmental, and biological drivers of premature birth. The four aims of our work are: Discovery, Interventions, Collective Impact, and Knowledge Transfer and Exchange (KTE).

Our 35 staff which includes leadership conduct work across three geographies in California known as hot spots for preterm birth: San Francisco, Oakland and Fresno. Our work resides at the intersection of research, community partnerships and the cultivation of self-determination to co-create meaningful change for 347,103 Black and Latinx women and their families. We are starting at the root of the issue by redefining the crisis of premature birth through both a reproductive justice and equity lens. Our work is informed by population- and community-level data, a Strategic Advisory Board, a Community Advisory Board, and all of our key stakeholders including the women and families we serve. We are proud to benefit from some of the brightest minds in systems and policy change, research, collective impact, racial equity, human rights and social justice, reproductive and healthcare rights, social service delivery, and community engagement.

(Applications must be submitted to BOS-Appointments@sfgov.org or to the mailing address listed above.)

Business and/or Professional Experience:

I have worked in the nonprofit, public service field for the past 25 years in San Francisco. Please see my attached CV with professional experience. My current role is Director of Community Engagement and Partnership with the University of California, San Francisco,California Preterm Birth Initiative.

Civic Activities:

Trustee, City College of San Francisco

Have you attended any meetings of the body to which you are applying? Yes ■ No ☐

An appearance before the Rules Committee may be required at a scheduled public hearing, prior to the Board of Supervisors considering the recommended appointment. Applications should be received ten (10) days prior to the scheduled public hearing.

Date: 5/29/2024 Applicant's Signature (required): Shanell Williams

(Manually sign or type your complete name. NOTE: By typing your complete name, you are hereby consenting to use of electronic signature.)

Please Note: Your application will be retained for one year. Once completed, this form, including all attachments, become public record.

FOR OFFICE USE ONLY:

Appointed to Seat #: _____ Term Expires: _____ Date Vacated: _____

SHANELL WILLIAMS

[redacted]

PROFESSIONAL EXPERIENCE

University of California, San Francisco (UCSF), California Preterm Birth Initiative (PTBi-CA), San Francisco, California

Director of Community Engagement and Partnerships
February 2018-Present

Community Engagement Specialist
February 2016-February 2018

- Develop and direct PTBi-CA strategy for community engagement and mobilization portfolio to reduce the burden of preterm birth in San Francisco, Oakland and Fresno, California.

Young Women's Freedom Center, San Francisco, California

Director of Organizing and Research
October 2014-July 2015

Project Coordinator
March-October 2014

Program Director
August 2007-January 2009

- Engaged CYWD program participants in design and implementation of a participatory action research project to identify service needs of low-income young women in San Francisco.
- Responsible for managing, directing, and developing all CYWD programs.
- Raised $350k for Center programs through private foundations, governmental agencies, and individual donors.
- Responsible for program reports to Mayor's Office and Department of Children Youth and Families (DCYF)
- Responsible for supervision, evaluation, and training of program staff, developed new staff training curriculum.

Field Organizer, David Campos for State Assembly, San Francisco, California
September 2014-November 2014

- Responsible for voter precincts in District 5, seven field interns, planning and execution of general field activities in Assembly District 17

City College of San Francisco (CCSF), San Francisco, California

President, Board of Trustees
January 2020-2022

Member, Board of Trustees
January 2017-Present

Student Trustee, Board of Trustees
June 2013-June 2015

President, Associated Students, Ocean Campus
July 2012-June 2013

VP of Communications, Associated Students, Ocean Campus
September 2011-July 2012

- Provide oversight for San Francisco Community College District which serves 50-90k students across nine campuses.
- Local, state, and national advocacy to retain CCSF accreditation.
- Board Chair, Associated Students Executive Council
- Managed public relations and communications to 50,000 students at Ocean Campus
- Supervised and mentored five Vice Presidents, 10 Senators and 10 staff coordinators.
- Oversee operations and 500k budget that supports 12 resource centers and 100 student clubs.

Events Convener, San Francisco Community Land Trust (SFCLT), San Francisco, California
August 2012-January 2013

- Produced training events for 10 SFCLT cooperative housing sites including event promotion, curriculum development and facilitation.

Campaign Manager, Julian Davis for District 5 Supervisor, San Francisco, California
May-August 2012

- Managed campaign communications, scheduling, field operations, event planning, fundraising, staff, and volunteers.

Principal, Citrine Marketing Group, San Francisco, California
January 2011-May 2012

- Consulting and special events production for non-profit organizations, governmental agencies, and businesses
- Produced Dub Fillmore Music Festival with 10,000 attendees, local and corporate vendors.
- Secured grant from Mayor's Office of Economic and Workforce Development

Northern District Community Organizer, Safety Network Partnership, San Francisco, California
July 2006-August 2007

- Partnership with Mayor's Office of Criminal Justice and Urban Services YMCA
- Northern District had highest violent crime rate in country at the time, 70% reduction in incidents from organizing activities.
- Led coordination of Northern District Police Captain, District 1 and 5 Supervisors, Department of Public Health, the Mayor's Office, neighborhood-based organizations, and residents to develop solutions to public safety issues.
- Provided technical assistance and training to public housing development tenant associations.
- Secured funding for social programs and property improvements at public housing sites.

***Interim Program Director Community Leadership Academy and Emergency Response Project (CLAER)*, San Francisco, California**
June 2005-July 2006

- Oversaw provision of case management and advocacy services for victims of violence in Sunnydale Housing Development.

Co-Founder, Youth Treatment and Education Court (YTEC) Leadership Fellows, San Francisco, California
January 2003-June 2005

- Developed curriculum and trained drug court administrators, judges, probation officers and thousands of service providers nationwide in culturally competent drug treatment for youth.

***Office Assistant, San Francisco Human Rights Commission (HRC)*, San Francisco, California**
January 2001-June 2003

- Administrative and project support for Human Rights Commission staff

INTERNSHIPS AND FELLOWSHIPS

- Democratic Leader and Congresswoman Nancy Pelosi, Intern, Spring 2014
- Jobs with Justice, Change Walmart Fellow, Summer 2013
- Yes on Proposition A/AFT2121, Organizer Intern, Summer 2012
- UNITE HERE Local 2, Boycott Organizer Intern, Summer 2011
- Women's Foundation of California Women's Policy Institute Fellow, 2008-2009
- Adolescent Health Working Group, Intern, 2003

BOARDS AND COMMISSIONS

- Rafiki Coalition for Health and Wellness, 2021-Present
- San Francisco Community Action Agency Board, YMCA San Francisco, 2021-Present
- Ella Baker Center for Human Rights, 2021-Present
- San Francisco Workforce Investment San Francisco Board, 2020-Present

BOARDS AND COMMISSIONS CONT.

- San Francisco Office of Community Investment and Infrastructure Oversight Board, 2020-Present
- City College of San Francisco Foundation, 2020-Present
- Our City, Our Home Oversight Committee, President, 2020-Present
- UCSF Black Caucus Steering Committee, 2020-Present
- San Francisco Democratic County Central Committee, 2020-Present
- UCSF ASPIRE Board, 2019-2020
- District 5 Democratic Club, Vice Chair of Finance/VP of Internal Affairs, 2015-2018
- Student Senate for California Community Colleges, Communications Officer, 2013-2014
- Student Senate for California Community Colleges, Region III External Affairs Senator, 2013-2014
- Northern Region Chair, Black Caucus of Student Senate for California Community Colleges, 2013-2014
- Women's Foundation of California Race, Gender and Human Rights Fund Advisory Group, 2008
- Zellerbach Foundation Advisory Group, 2008
- San Francisco Children of Incarcerated Parents Partnership (SFCIPP), 2008
- San Francisco Juvenile Justice Commission, 2008
- Representative Nancy Pelosi San Francisco African American Leadership Group, 2007
- African American Community Police Relations Board, 2005-2007
- San Francisco Youth Commissioner, 2003-2005
- Systems of Care Youth Task Force, 2003

CONSULTING

- Chan Zuckerberg Initiative, Movement Capacity Building, 2021-Present
- San Francisco BIPOC Family Justice Summit, 2020
- San Francisco Department on the Status of Women, Mayor's Anti-Human Trafficking Task Force, 2020
- California Student Sustainability Coalition, 2016
- Bay Area Student Labor Action Project, 2013
- Option Explore, 2014
- Wendy Aragon for College Board, 2014
- SF Environment, Green Home Assessor, 2011
- Differential Response Coordinator, Western Addition Family Resource Center, 2010

EDUCATION

- San Francisco State University, Bachelor of Arts Degree in Urban Studies and Planning, May 2023
- UCSF School of Medicine Leadership Development Program, 2020
- Associate Degree, Social and Behavioral Sciences, City College of San Francisco, 2016
- Emerge California Training Program, 2016
- Urban Solutions Enterprising Women, 2012
- Women's Initiative for Self-Employment Training Program, 2010

AWARDS

- Sun Reporter Newspaper "Talented 100", 2018
- UCSF School of Medicine STAR Achievement Award, 2018
- UCSF Obstetrics, Gynecology & Reproductive Sciences, Spot Achievement Award, 2017
- Sun Reporter Newspaper "Talented 25", 2016
- San Francisco Women's Political Women's Political Committee Award, 2015
- Harvey Milk Democratic Club *"City College Champion"* Award ,2014
- Soroptomist International Sierra Pacific Region, First Runner Up, 2014
- San Francisco Soroptomist International Women's Opportunity Grant, Grand Prize, 2014
- San Francisco Bay Guardian Local Hero Award, 2013
- California Teachers Association Peace and Justice Committee, Youth Activist Award Recipient, 2013
- Bridge to Opportunity Scholarship Recipient, 2013
- Mosaic Scholarship Recipient, 2012
- Scholarshare Scholarship Recipient, 2012
- Coalition of Labor Union Women Scholarship Recipient, 2011
- CCSF Administrators Association Scholarship Recipient, 2011
- CCSF Bertha Vee Chinn-Hunnicutt and Ethel Sadie Tutt Chinn Memorial Scholarship Recipient 2011
- Jefferson Award for Public Service Recipient, 2005

PRESENTATIONS AND SPEAKING ENGAGEMENTS

- "PTBi Community Engagement and Partnership." UCSF SYRMOUNT symposium. **Williams S,** Rand, L. November 2022
- "Using our expertise to effect change: Advocacy in the Department of Obstetrics, Gynecology and Reproductive Sciences." UCSF Grand Rounds. **Williams S,** Woodruff,K, Delgado, A, Gutierrez, C, Grossman, D, Griffin, R . May 2022
- "Community Engagement in Research." Chan Zuckerberg Initiative Single Cell Biology Annual Conference. November 2022
- "Developing and Maintaining Community Partnerships." UCSF Healing and Activism Conference. October 2020
- "Housing justice for pregnant people: The Benioff community innovators spark change in San Francisco housing policy and praxis." American Public Health Association Annual Meeting and Expo, Creating the Healthiest Nation: Preventing Violence. **Williams S**. October 2020
- "Mama sharing sessions: Benioff community innovators lessons learned gathering the voices of mothers living on the margins in San Francisco." American Public Health Association Annual Meeting and Expo, Creating the Healthiest Nation: Preventing Violence. **Williams S**, Taylor B. October 2020
- Student Senate for California Community Colleges "March In March", Keynote Speaker, 2013

PRESENTATIONS AND SPEAKING ENGAGEMENTS CONT.

- California Federation of Teachers Conference, Keynote Speaker, 2012
- Silicon Valley Community Foundation Funder Dialogue "Improving Life Outcomes of Black Men Keynote Speaker, 2008
- UCSF Young Women's Health Leadership Summit, 2007

PUBLICATIONS

- Afulani PA, *Altman MR, Castillo E, Bernal N, Jones L, Camara T, Carrasco Z, **Williams S**, Sudhinaraset M, Kuppermann M. Adaptation of the Person-Centered Maternity Care Scale in the United States: Prioritizing the experiences of Black women and birthing people. Womens Health Issues. 2022 Jul-Aug;32(4):352-361. Epub 2022 Mar 9. PMID: 35277334.
- McLemore MR, Berkowitz RL, Oltman SP, Baer RJ, Franck L, Fuchs J, Karasek DA, Kuppermann M, McKenzie-Sampson S, Melbourne D, Taylor B, **Williams S**, Rand L, Chambers BD, Scott K, Jelliffe-Pawlowski LL. Risk and protective factors for preterm birth among Black women in Oakland, California. J Racial Ethn Health Disparities. 2021 Oct;8(5):1273-1280. Epub 2020 Oct 9. PMID: 33034878; PMCID: PMC8079235
- McLemore M, Altman MR, Cooper N, **Williams S**, Rand L, Franck L. Health care experiences of pregnant, birthing, and postnatal women of color at risk for preterm birth. Soc Sci Med. 2018 Mar; 201:127-135, doi: 10.1016/j. socscimed.2018.02.013.Pubmed PMID:29494846
- *Engaging Affected Under*-Represented Communities in Research Priority Setting and Funding Decisions. 8th International Conference on Patient and Family-Centered Care, Promoting Health Equity and Reducing Disparities. Frank L, McLemore M, **Williams S,** Williams S. June 2018
- Franck LS, McLemore MR, Cooper N, De Castro B, Gordon AY, **Williams S**, Rand LR. A novel method for involving women of color at high risk for preterm birth in research priority setting. J Vis Exp. 2018 Jan 12; (131), e56220, doi: 10.3791/56220. Pubmed PMID: 29364217.

BOARD of SUPERVISORS

City Hall
1 Dr. Carlton B. Goodlett Place, Room 244
San Francisco 94102-4689
Tel. No. (415) 554-5184
Fax No. (415) 554-5163
TDD/TTY No. (415) 554-5227

Application for Boards, Commissions, Committees, & Task Forces

Name of Board/Commission/Committee/Task Force: Our City, Our Home

Seat # (Required - see Vacancy Notice for qualifications): seat 4

Full Name: Kezia (Zia) Villias-Martinis

[redacted] an Francisco Zip Code: 94109

[redacted] Occupation: Community Liasion

Work Phone: 1-785-218-3019 Employer: Talentpoole

Business Address: 1760 Bush Street #409 San Francisco Zip Code: 94109

Business Email: _____ Home Email: keziaisstrong@gmail.com

Pursuant to Charter, Section 4.101(a)(2), Boards and Commissions established by the Charter must consist of residents of the City and County of San Francisco who are 18 years of age or older (unless otherwise stated in the code authority). For certain appointments, the Board of Supervisors may waive the residency requirement.

Resident of San Francisco: Yes ☐ No ☐ If No, place of residence: _____

18 Years of Age or Older: Yes ☐ No ☐

Pursuant to Charter, Section 4.101(a)(1), please state how your qualifications represent the communities of interest, neighborhoods, and the diversity in ethnicity, race, age, sex, sexual orientation, gender identity, types of disabilities, and any other relevant demographic qualities of the City and County of San Francisco:

My qualifications and personal experiences uniquely position me to represent this community of interest,neighborhoods,diversity,ethnicity, and relevant demographics in our city, particular in overseeing funding for homeless individuals.

Growing up in the San Francisco foster care system and experiencing homelessness during the foreclosure crisis of 2009 have shaped my perspective and fueled my passion for advocating for marginalized communities. These challenges have instilled in me a deep understanding of social and economic disparities and a strong commitment to making a difference in the lives of those in need.

I am proud to share that I am soon to graduate from the Rise for Racial Justice Justice program at the University of San Francisco, further equipping me with the knowledge and skills to address issues of racial inequality and social justice. As an African American person I believe I can effectively represent woman of color, individuals with experience in the foster care system, and lifelong residents of San Francisco wo aspire to remain in their community.

(Applications must be submitted to BOS-Appointments@sfgov.org or to the mailing address listed above.)

Business and/or Professional Experience:

Civic Activities:

Have you attended any meetings of the body to which you are applying? Yes ☐ No ☐

An appearance before the Rules Committee may be required at a scheduled public hearing, prior to the Board of Supervisors considering the recommended appointment. Applications should be received ten (10) days prior to the scheduled public hearing.

Date: 05/08/2024 Applicant's Signature (required): Kezia Villias-Martinis

(Manually sign or type your complete name. NOTE: By typing your complete name, you are hereby consenting to use of electronic signature.)

Please Note: Your application will be retained for one year. Once completed, this form, including all attachments, become public record.

FOR OFFICE USE ONLY:

Appointed to Seat #: _____ Term Expires: _____ Date Vacated: _____

BOARD of SUPERVISORS

City Hall
1 Dr. Carlton B. Goodlett Place, Room 244
San Francisco 94102-4689
Tel. No. (415) 554-5184
Fax No. (415) 554-5163
TDD/TTY No. (415) 554-5227

Application for Boards, Commissions, Committees, & Task Forces

Name of Board/Commission/Committee/Task Force: Our City Our Home Oversight Committee

Seat # (Required - see Vacancy Notice for qualifications): 3,4,5

Full Name: LaShonti L Woods

[redacted] Zip Code: 94134

[redacted]n: Property Manager

Work Phone: 415-431-2872 Employer: TNDC

Business Address: 180 Jones St Zip Code: 94102

Business Email: lwoods@tndc.org Home Email: [redacted]

Pursuant to Charter, Section 4.101(a)(2), Boards and Commissions established by the Charter must consist of residents of the City and County of San Francisco who are 18 years of age or older (unless otherwise stated in the code authority). For certain appointments, the Board of Supervisors may waive the residency requirement.

Resident of San Francisco: Yes ■ No ☐ If No, place of residence: _____

18 Years of Age or Older: Yes ☐ No ☐

Pursuant to Charter, Section 4.101(a)(1), please state how your qualifications represent the communities of interest, neighborhoods, and the diversity in ethnicity, race, age, sex, sexual orientation, gender identity, types of disabilities, and any other relevant demographic qualities of the City and County of San Francisco:

My extensive experience in property management within San Francisco's Tenderloin district, particularly with Single Room Occupancy (SRO) buildings, positions is a valuable asset for roles focused on community development and housing. My progression from a desk clerk to managing a newly inaugurated building, coupled with over two decades of training in fostering safe and thriving communities, underscores my dedication and expertise.

I have a background in contributing to positive change in the city, consider the following steps:

Engage with Local Housing Organizations: Organizations like the Tenderloin Neighborhood Development Corporation (TNDC) are deeply involved in community development and housing initiatives. Exploring opportunities with TNDC could align with your experience and passion for community improvement.
TNDC

Participate in Community Action Plans: The Tenderloin Community Action Plan, facilitated by SF Planning, focuses on neighborhood development and resident engagement. My insights from managing SROs could provide valuable perspectives in these planning processes.
SAN FRANCISCO PLANNING

Connect with Community Benefit Districts: The Tenderloin Community Benefit District (TLCBD) works towards enhancing the quality of life in the area. Experience in creating safe environments for residents could contribute to their initiatives.
THE LIVING CHOICE

Consider Advisory Roles: My practical knowledge could be beneficial in advisory capacities within city committees or boards focused on housing and community development. Engaging with local government or non-profit boards can amplify your impact on city-wide policies and programs.

Network with Community Leaders: Building relationships with other community leaders and attending local meetings can open doors to collaborative projects aimed at addressing housing challenges in San Francisco.

(Applications must be submitted to BOS-Appointments@sfgov.org or to the mailing address listed above.)

Business and/or Professional Experience:

Property Manager in San francisco's tenderloin district

learning diferent systems to navigate via property management :

yardi,boston post, one system etc

working with the Continum of Care program, HSH to assist with keeping the residents housed at the current property

Civic Activities:

I am a member of the following organizations:

Divas 2 Die 4 Inc -I am the National Business Manager (duties include planning of all National Events) Founed in 2005

National Council for Negro Women-Former Secretary (Golden Gate Section) organization was founded in 1935 by Dr.Mary McLeoud Bethune

MzRuby Foundation Nonrpofit Organization-CEO founded in 2020

These organizations give to other organizations through out the city. The volunteering is 1-2 days monthly. The volunteer examples:

PPE,blankets, food,books and school supplies to local schools and/or youth organizations.

Have you attended any meetings of the body to which you are applying? Yes ☐ No ■

An appearance before the Rules Committee may be required at a scheduled public hearing, prior to the Board of Supervisors considering the recommended appointment. Applications should be received ten (10) days prior to the scheduled public hearing.

Date: 11/22/2024 Applicant's Signature (required): _____

(Manually sign or type your complete name. NOTE: By typing your complete name, you are hereby consenting to use of electronic signature.)

Please Note: Your application will be retained for one year. Once completed, this form, including all attachments, become public record.

FOR OFFICE USE ONLY:

Appointed to Seat #: _____ Term Expires: _____ Date Vacated: _____

CALIFORNIA FORM 700
FAIR POLITICAL PRACTICES COMMISSION

STATEMENT OF ECONOMIC INTERESTS COVER PAGE

A PUBLIC DOCUMENT

Date Initial Filing Received
(For Official Use Only)

Please type or print in ink.

NAME OF FILER (LAST)	(FIRST)	(MIDDLE)
Woods	LaShonti	Larae

1. Office, Agency, or Court

Agency Name *(Do not use acronyms)*
San Francisco Boards, Commissions, Committees, & Task Force

Division, Board, Department, District, if applicable: Our City, Our Home, Oversight Commmittee

Your Position: Comissioner seat number 3,4,5

► If filing for multiple positions, list below or on an attachment. *(Do not use acronyms)*

Agency: _____ Position: _____

2. Jurisdiction of Office *(Check at least one box)*

- ☐ State
- ☐ Multi-County _____
- ■ City of San Francisco
- ☐ Judge, Retired Judge, Pro Tem Judge, or Court Commissioner (Statewide Jurisdiction)
- ■ County of San Francisco
- ☐ Other _____

3. Type of Statement *(Check at least one box)*

- ■ **Annual:** The period covered is January 1, 2023, through December 31, 2023.
  -or- The period covered is ____/____/_____, through December 31, 2023.
- ☐ **Assuming Office:** Date assumed ____/____/_____
- ☐ **Candidate:** Date of Election _____ and office sought, if different than Part 1: _____
- ☐ **Leaving Office:** Date Left ____/____/_____ *(Check one circle.)*
  - ☐ The period covered is January 1, 2023, through the date of leaving office.
  - **-or-**
  - ☐ The period covered is ____/____/_____, through the date of leaving office.

4. Schedule Summary (required)

► ***Total number of pages including this cover page:*** _____

Schedules attached

- ☐ **Schedule A-1** - *Investments* – schedule attached
- ☐ **Schedule A-2** - *Investments* – schedule attached
- ☐ **Schedule B** - *Real Property* – schedule attached
- ☐ **Schedule C** - *Income, Loans, & Business Positions* – schedule attached
- ☐ **Schedule D** - *Income – Gifts* – schedule attached
- ☐ **Schedule E** - *Income – Gifts – Travel Payments* – schedule attached

-or- ■ ***None*** - *No reportable interests on any schedule*

5. Verification

MAILING ADDRESS (Business or Agency Address Recommended - Public Document) STREET	CITY	STATE	ZIP CODE
2755 san brunno ave 347074	san francisco	ca	94134

DAYTIME TELEPHONE NUMBER	EMAIL ADDRESS
(628) 2257302	lashontiw@gmail.com

I have used all reasonable diligence in preparing this statement. I have reviewed this statement and to the best of my knowledge the information contained herein and in any attached schedules is true and complete. I acknowledge this is a public document.

I certify under penalty of perjury under the laws of the State of California that the foregoing is true and correct.

Date Signed 11/22/2024 *(month, day, year)*

Signature _____ *(File the originally signed paper statement with your filing official.)*

CODE TENDERLOIN

Community. Education. Empowerment.

Community Health Worker Certificate of Completion

THIS IS AWARDED TO LaShonti L. WOODS

For distinguished commitment in participating in the 10-week Code Tenderloin Community Health Worker program, and completing 80 hours of instruction in Client Centered Case Worker Training. Awarded March 28, 2024.

Donna Hilliard, Executive Director

Del Seymour, Founder

ncnw
golden gate section

LA SHONTI WOODS

THE GOLDEN GATE SECTION IS HOSTING A WELCOME RECEPTION

IN CELEBRATION OF YOU OUR NEW MEMBER

SATURDAY, APRIL 15TH, 2023 • 1:30 PM

PRIOR TO THE GENERAL MEMBERSHIP MEETING

Zoom Meeting ID: 459 845 8829 • Pass Code: 861WJR or Phone 1-669-444-9171 • 4598458829# • *576034#

Questions Please Contact Karen McCoy, Membership Chair • (415) 272-5939 • karen_r_mccoy@yahoo.com

NATIONAL COUNCIL OF NEGRO WOMEN, INC. | COMMITMENT | UNITY | SELF RELIANCE

Mission is to Lead, Advocate for, and Empower Women of African Descent, Their Families and Communities

Certificate of Completion

Mar 11, 2024

This certifies that

WOODS, SHONTI

completed

TNDC 2021 Microsoft Teams and One Drive Training

Certificate of Recognition

Lashonti Woods

is awarded this certificate in recognition of

Work Ethic Initiave and Hardwork

this 19th *day of* April

in the year 2024.

Excellence

Signed Tia Rang

Alison

EMPOWER YOURSELF

CERTIFICATE

LASHONTI WOODS

has received this award for successfully completing the course:

Essentials of Property Management Work

CPD CERTIFIED

The CPD Certification Service

To verify:

5776-12680987

https://alison.com/certification/check/ea27d2ef2f

31st October, 2024

Date of Award

Maeve Richardson

Director of Certification

CERTIFICATE OF ATTENDANCE

THIS ACKNOWLEDGES THAT

Lashonti Woods

HAS ATTENDED 3.5 HOURS OF RESOURCE FAMILY TRAINING

Trauma Informed Parenting "Parenting in Oz" Part 1

Presenter: Rolf Van Leeuwen, M.S.W.

Maria L. Padilla

MARIA L. PADILLA, DIRECTOR OF TRAINING SERVICES

MARCH 18, 2023

DATE

This training is presented in partnership with Chabot-Las Positas Community College

CERTIFICATE OF ATTENDANCE

THIS ACKNOWLEDGES THAT

Lashonti Woods

HAS ATTENDED 3.5 HOURS OF RESOURCE FAMILY TRAINING

Trauma Informed Parenting "Parenting in Oz" Part 2

Presenter: Rolf Van Leeuwen, M.S.W.

Maria L. Padilla

MARIA L. PADILLA, DIRECTOR OF TRAINING SERVICES

MARCH 25, 2023

DATE

This training is presented in partnership with Chabot-Las Positas Community College

BOARD of SUPERVISORS

City Hall
1 Dr. Carlton B. Goodlett Place, Room 244
San Francisco 94102-4689
Tel. No. (415) 554-5184
Fax No. (415) 554-5163
TDD/TTY No. (415) 554-5227

Application for Boards, Commissions, Committees, & Task Forces

Name of Board/Commission/Committee/Task Force: Our City Our Home Oversight

Seat # (Required - see Vacancy Notice for qualifications): 4 and 8

Full Name: Nancy Githoitho

[redacted] Zip Code: 94115

[redacted]n: Executive Director

Work Phone: _____ Employer: KIJIJI-AFRIKA

Business Address: 1290 Fillmore St Suite 108 Zip Code: 94115

Business Email: Nancy@kijiji-afrika.org Home Email: [redacted]

Pursuant to Charter, Section 4.101(a)(2), Boards and Commissions established by the Charter must consist of residents of the City and County of San Francisco who are 18 years of age or older (unless otherwise stated in the code authority). For certain appointments, the Board of Supervisors may waive the residency requirement.

Resident of San Francisco: Yes ■ No ☐ If No, place of residence: _____

18 Years of Age or Older: Yes ■ No ☐

Pursuant to Charter, Section 4.101(a)(1), please state how your qualifications represent the communities of interest, neighborhoods, and the diversity in ethnicity, race, age, sex, sexual orientation, gender identity, types of disabilities, and any other relevant demographic qualities of the City and County of San Francisco:

I am an Immigrant from Kenya. Am also a Citizen of the United States. I have been living in San Francisco for the last 10years and the United States for about 21 years. Am a mother of 2 boys who attend San Francisco School Unified School District.Lowell and Washington High.I live in the Fillmore District. I have worked as a property manager at Martin Luther King-Marcus Garvey Apartments. Have been an ED to 2 non profits. Limau Cancer connection and Kijiji-Afrika.

I have been homeless before. Out of my story, i decided to help the unhoused, especially families.

(Applications must be submitted to BOS-Appointments@sfgov.org or to the mailing address listed above.)

Business and/or Professional Experience:

-Worked as a Property manager for low income communities in San Francisco,where immigrants occupied the units.I know their struggle.
Currently pursuing San Francisco to establish a Bureau of AFRICAN AFFAIRS.
Started a Non profit for Africans in San Francisco.Kijiji-Afrika.The mission is to empower Africans in San Francisco with resources that help them seamlessly intergrate into the City's rich tapestry.
-Welcomed the Kenyan President 2023 when he visited San Francisco.Tech innovations event.
-Currently planning for his Washington DC event.
-Ran a non profit that raised breast cancer awareness in black communities and Africa.Limau Cancer Connection.
-Featured in manyglobal media outlets
-Estee lauder Fellow 2022
-Leaderspring Women of Color Scolarship
Public policy advocate with Susan G Komen Breast Cancer Advocacy
-Member of NAACP
-

Civic Activities:

-Advocated and continue advocating for Africans in San Francisco.
- I started a Non -Profit that caters to the Africans in the Diaspora Community.
-Currently in the process of introducing a legistlation to establish a Bureau of African Affairs.
-Welcomed the Kenyan President in San Francisco 2023 and our Kenyan Ambassador .
-Organized a Town Hall Meeting for Kenyans with the Consulate
-Represented People of African Descent at the United Nations 2023 in Newyork.
-Scheduled to represent Africans at the 3rd Confrence to be held on April 16-19th Swizerland in Geneva.
-Joined Dean Preston in Organizing the African Community to Rally against the closure of Safeways at the Fillmore.
-Representing Black African Mothers and their parental rights towards whats being taught in the classrooms
-Currently engaging the City of San Francisco for a San Francisco and Nairobi Sister City Partnership.

Have you attended any meetings of the body to which you are applying? Yes ■ No ☐

An appearance before the Rules Committee may be required at a scheduled public hearing, prior to the Board of Supervisors considering the recommended appointment. Applications should be received ten (10) days prior to the scheduled public hearing.

Date: 03/26/2024 Applicant's Signature (required): _____

(Manually sign or type your complete name. NOTE: By typing your complete name, you are hereby consenting to use of electronic signature.)

Please Note: Your application will be retained for one year. Once completed, this form, including all attachments, become public record.

FOR OFFICE USE ONLY:

Appointed to Seat #: _____ Term Expires: _____ Date Vacated: _____

(4/5/2023)

BOARD of SUPERVISORS

City Hall
1 Dr. Carlton B. Goodlett Place, Room 244
San Francisco 94102-4689
Tel. No. (415) 554-5184
Fax No. (415) 554-5163
TDD/TTY No. (415) 554-5227

Application for Boards, Commissions, Committees, & Task Forces

Name of Board/Commission/Committee/Task Force: Our City, Our Home Oversight Committee

Seat # (Required - see Vacancy Notice for qualifications): 4, 6, or 8

Full Name: Elisaveta (Ellie) Bozmarova

[redacted] Zip Code: 94102

[redacted] Occupation: Assoc. Dir. Comms & Development

Work Phone: (628) 227-7127 Employer: Episcopal Community Services

Business Address: 165 8th Street Zip Code: 94103

Business Email: ebozmarova@ecs-sf.org Home Email [redacted]

Pursuant to Charter, Section 4.101(a)(2), Boards and Commissions established by the Charter must consist of residents of the City and County of San Francisco who are 18 years of age or older (unless otherwise stated in the code authority). For certain appointments, the Board of Supervisors may waive the residency requirement.

Resident of San Francisco: Yes ■ No ☐ If No, place of residence: _____

18 Years of Age or Older: Yes ■ No ☐

Pursuant to Charter, Section 4.101(a)(1), please state how your qualifications represent the communities of interest, neighborhoods, and the diversity in ethnicity, race, age, sex, sexual orientation, gender identity, types of disabilities, and any other relevant demographic qualities of the City and County of San Francisco:

My parents and I came to the U.S. from Bulgaria as asylum-seekers in 1995 (we received asylum that same year). I have lived experience of homelessness in childhood, living in unstable housing, and living below the poverty line. I have worked in non-profits in local communities for vulnerable people for the last eight years. I currently work for one of the largest shelter and permanent supportive housing providers in San Francisco. Because of my role, I am well-versed in homelessness policy in the City. In my role, I have helped raise over $1.14M in private philanthropy since October 2023. As a freelance writer, I've published numerous articles on personal finance in Business Insider. I have an MFA in creative nonfiction writing and help residents share their stories so that the wider public can gain an accurate awareness of issues homeless and vulnerable people are facing. I work to empower residents and formerly homeless people to become organizers and advocates for themselves. I'm also in recovery and have been sober for eight years.

(Applications must be submitted to BOS-Appointments@sfgov.org or to the mailing address listed above.)

Business and/or Professional Experience:

Episcopal Community Services - Associate Director of Development & Communications (Oct. 2023-Present)
Freelance Writer/Consultant (Jan. 2021-Sept. 2023)
Evelyn & Walter Haas, Jr. Fund - Communications Consultant (March 2021-April 2022)
First Presbyterian Church of Berkeley - Communications Specialist (Nov. 2018-Sept. 2020)
Grace Cathedral - Marketing & Communications Specialist (March 2017-Oct. 2018)
Groove - Business Development Representative (Sept. 2016-March 2017)
Yelp - Account Executive (Aug. 2014-May 2015)

Civic Activities:

Leadership San Francisco 2024-2025
Junior League of San Francisco
Volunteer for Democratic candidates in 2024
Volunteer, St. Vincent De Paul MSC-South shelter

Have you attended any meetings of the body to which you are applying? Yes ☐ No ■

An appearance before the Rules Committee may be required at a scheduled public hearing, prior to the Board of Supervisors considering the recommended appointment. Applications should be received ten (10) days prior to the scheduled public hearing.

Date: 4/28/25 Applicant's Signature (required): Ellie Bozmarova Digitally signed by Ellie Bozmarova Date: 2025.04.28 14:53:03 -07'00'

(Manually sign or type your complete name. NOTE: By typing your complete name, you are hereby consenting to use of electronic signature.)

Please Note: Your application will be retained for one year. Once completed, this form, including all attachments, become public record.

FOR OFFICE USE ONLY:

Appointed to Seat #: _____ Term Expires: _____ Date Vacated: _____

Board of Supervisors
City and County of San Francisco
1 Dr. Carlton B. Goodlett Place, Room 244
(415) 554-5184 FAX (415) 554-5163
BOS-Appointments@sfgov.org

Application for Boards, Commissions, Committees, & Task Forces

Name of Board, Commission, Committee, or Task Force: OCOH Committee

Seat # (See Vacancy Notice for Descriptions): Seat 6 District: _____

Name: Julia D'Antonio

[redacted] Zip: 94107

Work Phone: 415-594-8402 Employer: _____

Business Address: _____

Business E-Mail: _____ Home E-Mail [redacted]

Pursuant to Charter, Section 4.101(a)(2), Boards and Commissions established by the Charter must consist residents of the City and County of San Francisco who are 18 years of age or older. For certain bodies, the Board of Supervisors can waive the residency requirement.

Check All That Apply:

Resident of San Francisco: Yes ☑ No ☐ If No, place of residence: _____

18 years of age or older: Yes ☑ No ☐

Pursuant to Charter, Section 4.101(a)(1), please state how your qualifications represent the communities of interest, neighborhoods, and the diversity in ethnicity, race, age, sex, sexual orientation, gender identity, types of disabilities, and any other relevant demographic qualities of the City and County of San Francisco:

I am a formerly homeless Latinx teen and mother. I grew up in San Francisco. I live in BMR housing, but before that I was homeless from fifteen as an unaccompanied minor to twenty-one years old as a mother. I lived on the streets, between friend s houses, and then at Star Community Home the Benioff funded shelter in 2011/12 with my oldest daughter. I used local community resources and services to get to where I am today. My family (my two daughters and I) are products of what positive investments in the community can make. I feel an overwhelming sense of responsibility to be on this committee. I want to ensure the needs of San Franciscans are met with these funds. Such as, but not limited to: housing creation through acquiring property, substantial investments in homeless families and senior/disabled single adults, DV survivors, reentry services, mental health services, hygiene services, and outreach and support for homeless or precariously housed youth.

Business and/or professional experience:

I recently graduated from Haas at UC Berkeley after working as a Peer Organizer at the Coalition on Homelessness to becoming a Shelter Client Advocate under Eviction Defense Collaborative. I have worked closely with City and County of San Francisco government and employees, community organizations, shelter staff and clients, the homeless community, and SFHA. I have the professional and personal experience necessary to be on the oversight committee.

Civic Activities:

Currently sit on the Prop C committee, have sat on Shelter Monitoring Committee, participated in the designing of Prop C, as well as designing and campaigning for Prop S (arts and family innitiative). Organized families experiencing homelessness around garnering feedback for family coordinated entry for HSH.

Have you attended any meetings of the Board/Commission to which you wish appointment? Yes ☑ No ☐

Appointments confirmed by the Board of Supervisors require an appearance before the Rules Committee. Once your application is received, the Rules Committee Clerk will contact you when a hearing is scheduled. *(Please submit your application 10 days before the scheduled hearing.)*

Date: 05/29/2024 **Applicant's Signature: (required)** Julia D'Antonio

(Manually sign or type your complete name. NOTE: By typing your complete name, you are hereby consenting to use of electronic signature.)

Please Note: Your application will be retained for one year. Once completed, this form, including all attachments, become public record.

FOR OFFICE USE ONLY:
Appointed to Seat #:_____ Term Expires:_____ Date Seat was Vacated: _____

BOARD of SUPERVISORS

City Hall
1 Dr. Carlton B. Goodlett Place, Room 244
San Francisco 94102-4689
Tel. No. (415) 554-5184
Fax No. (415) 554-5163
TDD/TTY No. (415) 554-5227

Application for Boards, Commissions, Committees, & Task Forces

Name of Board/Commission/Committee/Task Force: Our City Our Home

Seat # (Required - see Vacancy Notice for qualifications): 8

Full Name: Jennifer Lee Friedenbach

[redacted] Zip Code: 94110

[redacted]cupation: Non Profit Director

Work Phone: 415-346-3740 Employer: Coalition on Homelessness

Business Address: 280 Turk Street, SF CA Zip Code: 94102

Business Email: jfriedenbach@cohsf.org Home Email: [redacted]

Pursuant to Charter, Section 4.101(a)(2), Boards and Commissions established by the Charter must consist of residents of the City and County of San Francisco who are 18 years of age or older (unless otherwise stated in the code authority). For certain appointments, the Board of Supervisors may waive the residency requirement.

Resident of San Francisco: Yes ■ No ☐ If No, place of residence: _____

18 Years of Age or Older: Yes ■ No ☐

Pursuant to Charter, Section 4.101(a)(1), please state how your qualifications represent the communities of interest, neighborhoods, and the diversity in ethnicity, race, age, sex, sexual orientation, gender identity, types of disabilities, and any other relevant demographic qualities of the City and County of San Francisco:

I am a Mission District resident of over 25 years, mother of 2, white bi cis-female who is 57 years old.

(Applications must be submitted to BOS-Appointments@sfgov.org or to the mailing address listed above.)

Business and/or Professional Experience:

I have committed the last 34 years to a struggle to end mass homelessness by addressing the structural causes, correcting inequity, and crafting permanent fixes. I am currently the exexutive director of the Coalition on Homelessness, and previously directed the Hunger and Homeless Action Coalition of San Mateo County. My work is about developing consensus on solutions to the homeless crisis centered on the experience and expertise of those who have survived or are still living without housing. Excellent meeting facilitation, policy development, messaging expertise, and unsticking ambivalence and entrenched mindsets. I am always learning from the brilliance around me and know how to stay positive. Adept at moving controversy to collective problem-solving. Urgent meaningful action is what we work for.

Working in collaboration with many others has led to literally thousands of people in SF stabilizing in housing, rising out of poverty, averting homelessness and addressing the many side effects of homelessness in order to flourish. However, due to rising rents, alongside immoral inaction on the part of policymakers, our work has a long way to go and we are losing too many to the streets.

Civic Activities:

I led the effort to write, place on the ballot and pass Our City, Our Home, a revenue measure that is dedicated to solving homelessness through housing, treatment, shelter and prevention. I am currently serving on the Our City, Our Home Oversight Committee, which is a voter-mandated body overseeing that same 2018 San Francisco measure. In this role I have helped garner input from impacted community, built consensus and helped design the investment plan, and serve as the shelter liason. I am very active on this body. I also am very involved in budget work via People's Budget and Budget Justice which works to ensure the most disenfranchised are protected in the citys budget and to ensure equity in city budgeting decisions. In addition I am a member of several coalitions including the Homeless Emegency Services Provider Association (HESPA), Treatment on Demand and Community Health Now.

Have you attended any meetings of the body to which you are applying? Yes ☐ No ☐

An appearance before the Rules Committee may be required at a scheduled public hearing, prior to the Board of Supervisors considering the recommended appointment. Applications should be received ten (10) days prior to the scheduled public hearing.

Date: 4/30/24 Applicant's Signature (required): _____

(Manually sign or type your complete name. NOTE: By typing your complete name, you are hereby consenting to use of electronic signature.)

Please Note: Your application will be retained for one year. Once completed, this form, including all attachments, become public record.

FOR OFFICE USE ONLY:

Appointed to Seat #: _____ Term Expires: _____ Date Vacated: _____

BOARD of SUPERVISORS

City Hall
1 Dr. Carlton B. Goodlett Place, Room 244
San Francisco 94102-4689
Tel. No. (415) 554-5184
Fax No. (415) 554-5163
TDD/TTY No. (415) 554-5227

Application for Boards, Commissions, Committees, & Task Forces

Name of Board/Commission/Committee/Task Force: Our City Our Home Oversight Committee

Seat # (Required - see Vacancy Notice for qualifications): 8

Full Name: William (Billy) Lemon

[redacted] Zip Code: 94114

[redacted]tion: Non Profit Executive Director

Work Phone: 415-684-5587 Employer: Castro Country Club

Business Address: 4058 18th St SF CA Zip Code: 94114

Business Email: wlemon@castrocountryclub.org Home Email: [redacted]

Pursuant to Charter, Section 4.101(a)(2), Boards and Commissions established by the Charter must consist of residents of the City and County of San Francisco who are 18 years of age or older (unless otherwise stated in the code authority). For certain appointments, the Board of Supervisors may waive the residency requirement.

Resident of San Francisco: Yes ■ No ☐ If No, place of residence: _____

18 Years of Age or Older: Yes ■ No ☐

Pursuant to Charter, Section 4.101(a)(1), please state how your qualifications represent the communities of interest, neighborhoods, and the diversity in ethnicity, race, age, sex, sexual orientation, gender identity, types of disabilities, and any other relevant demographic qualities of the City and County of San Francisco:

Leading a nonprofit that serves 40,000+ individuals annually has been an incredible journey—one that's been all about expanding impact, securing resources, and building a sustainable future for our community. Over the years, I've worked to strengthen our financial health, grow our programs, and create meaningful opportunities for those in recovery.

I am HIV+, a member of the recovery community and have been sober for 11 years. I understand the challenges of folx trying to change their lives. I was one of those people and have made it my profession to advocate and champion for those often overlooked. My core principles of compassion, empathy and a pragmatic view towards problem solving allow me to work well with others and find perspective in the most challenging situations.

As a cis white gay man I have made it a personal mission over the last ten years to educate myself on the diversity represented in my communities. I practice active listening as a regular tool when approaching conversations with folx that are different than me and find joy in learning.

(Applications must be submitted to BOS-Appointments@sfgov.org or to the mailing address listed above.)

Business and/or Professional Experience:

I am an Executive Director dedicated to fostering community resilience, championing equity, and driving sustainable growth in the nonprofit and public service arenas. Over the past decade, I've steered organizations toward transformative outcomes—whether by quadrupling operating budgets, securing diversified revenue streams, or expanding community impact to reach tens of thousands of individuals annually. My approach is fueled by a passion for collaboration, data-driven decision-making, and strategic innovation, ensuring every initiative aligns with the broader goal of systemic change and social good.

Guided by an unwavering commitment to inclusion and collective progress, I excel at bringing together diverse teams, policymakers, and industry leaders to envision and implement high-impact programs. My mission is to strengthen the civic fabric of our communities by building scalable solutions that merge policy innovation, robust funding models, and authentic stakeholder engagement.

Specialties: Data-Driven Decision Making I Fundraising & Revenue Growth I Community Engagement & Advocacy I Crisis & Change Management I Workforce & Economic Development I Board Governance & Executive Leadership I Strategic Partner & Stakeholder Relations I Staff Leadership & Talent Development

Civic Activities:

Board Chair
CASTRO/UPPER MARKET COMMUNITY BENEFIT DISTRICT
Jan 2023 - Nov 2024 · 1 yr 11 months

Leading community development efforts in one of San Francisco's most vibrant neighborhoods has been an incredible experience. I've overseen governance, strategic planning, and fiscal stewardship to drive economic vitality and enhance the local community. Through collaboration and thoughtful leadership, I've worked to ensure long-term sustainability and positive impact for businesses, residents, and visitors alike.

Board Member
FOLSOM STREET EVENTS
Jan 2015 - Dec 2021 · 7 yrs

Keeping 200,000 attendees safe at one of San Francisco's most iconic events required strong leadership, seamless coordination, and a proactive approach to risk management. I worked closely with the San Francisco Police Department and emergency responders to ensure public safety while managing a 400-member volunteer team. From directing emergency protocols to implementing risk mitigation strategies, I helped create a secure and well-organized experience for all.

Have you attended any meetings of the body to which you are applying? Yes ■ No □

An appearance before the Rules Committee may be required at a scheduled public hearing, prior to the Board of Supervisors considering the recommended appointment. Applications should be received ten (10) days prior to the scheduled public hearing.

Date: 4/25/2025 Applicant's Signature (required): _____

(Manually sign or type your complete name. NOTE: By typing your complete name, you are hereby consenting to use of electronic signature.)

Please Note: Your application will be retained for one year. Once completed, this form, including all attachments, become public record.

FOR OFFICE USE ONLY:

Appointed to Seat #: _____ Term Expires: _____ Date Vacated: _____

OUR CITY, OUR HOME OVERSIGHT COMMITTEE

The below listed summary of seats, term expirations and membership information shall serve as notice of vacancies, upcoming term expirations, and information on currently held seats, appointed by the Board of Supervisors. Appointments by other bodies are listed, if available.

Seat numbers listed as "VACANT" are open for immediate appointment. However, you are able to submit applications for all seats and your application will be maintained for one year, in the event that an unexpected vacancy or opening occurs.

Membership and Seat Qualifications

Seat #	Appointing Authority	Seat Holder	Term Ending	Qualification
1	Mayor	Lindsay Haddix	4/22/26	Shall be an individual with experience with homeless housing development or supportive housing services, appointed by the Mayor. Term: 2-years
2	BOS	VACANT Term expired 04/22/25 Holdover Member - Shanell Williams	4/22/27	Shall be an individual representing families with minor children residing in SRO units or a family member residing in a SRO unit, appointed by the Board of Supervisors. Term: 2-years
3	Mayor	Scott Walton	4/22/26	Shall be an individual with experience providing homeless services, appointed by the Mayor. Term: 2-years
4	BOS	VACANT Term expired 04/22/25 Holdover Member - Kezia (Zia) Villias-Martinis	4/22/27	Shall be an individual who has experienced homelessness and also has experience advocating for homeless people, appointed by the Board of Supervisors. Term: 2-years
5	Mayor	Bonnie Preston	4/22/26	Shall be an individual with mental health service and/or substance abuse expertise, appointed by the Mayor. Term: 2-years

Seat #	Appointing Authority	Seat Holder	Term Ending	Qualification
6	BOS	VACANT Term expired 04/22/25 Holdover Member - Julia D'Antonio	4/22/27	Shall be an individual who has personally experienced homelessness, appointed by the Board of Supervisors. Term: 2-years
7	Mayor	Jabari Jackson	4/22/26	Shall be an individual who has personally experienced homelessness, appointed by the Mayor. Term: 2-years
8	BOS	VACANT Term expired 04/22/25 Holdover Member - Jennifer Friedenbach	4/22/25	Shall be an individual who has experience advocating on homeless or mental health issues, appointed by the Board of Supervisors. Term: 2-years
9	Controller	Ruby Bolaria Shifrin	4/22/26	Shall be an at large seat, appointed by the Controller. Term: 2-years

BOARD OF SUPERVISORS (BOS) APPLICATION FORMS AVAILABLE HERE

- English - https://sfbos.org/sites/default/files/vacancy_application.pdf
- 中文 - https://sfbos.org/sites/default/files/vacancy_application_CHI.pdf
- Español - https://sfbos.org/sites/default/files/vacancy_application_SPA.pdf
- Filipino - https://sfbos.org/sites/default/files/vacancy_application_FIL.pdf

(For seats appointed by other Authorities please contact the Board / Commission / Committee / Task Force (see below) or the appointing authority directly.)

Please Note: Depending upon the posting date, a vacancy may have already been filled. To determine if a vacancy for this Commission is still available, or if you require additional information, please call the Rules Committee Clerk at (415) 554-5184.

Applications and other documents may be submitted to BOS-Appointments@sfgov.org

Next Steps: Applicants who meet minimum qualifications will be contacted by the Rules Committee Clerk once the Rules Committee Chair determines the date of the hearing. Members of the Rules Committee will consider the appointment(s) at the meeting and applicant(s) may be asked to state their qualifications. The appointment of the individual(s) who is recommended by the Rules Committee will be forwarded to the Board of Supervisors for final approval.

The Our City, Our Home Oversight Committee ("Committee") was established by passage of Proposition C in the November 6, 2018 General Municipal Election, which amended the Business and Tax Regulations Code, Section 2810, that envisioned the establishment of the Committee. The Committee monitors and provides advice regarding the administration of the Our City, Our Home Fund ("Fund"), which collects monies under the Homelessness Gross Receipts Tax Ordinance, codified in the Business and Tax Regulations Code, Article 28.

The Committee shall have the following purposes and duties: (a) all the purposes and duties as set forth in Business and Tax Regulations Code, Sections 2810(e)(1) and (2); (b) identify barriers to safe and successful exits out of homelessness, and propose ways to reduce those barriers or the impact of those barriers; (c) solicit substantive input from people who are Homeless regarding spending priorities; (d) conduct needs assessments in accordance with Business and Tax Regulations Code, Section 2810(e)(2)(B); and (e) in conjunction with each needs assessment report, at least 60 days before issuing the report, the Committee shall provide a draft of the report to each City department discussed in the report, and allow the department 30 days to provide a written response to the Committee.

The Committee shall be comprised of nine (9) voting members, as follows:

- Seat 1: Shall be an individual with experience with homeless housing development or supportive housing services, appointed by the Mayor.
- Seat 2: Shall be an individual representing families with minor children residing in SRO units or a family member residing in a SRO unit, appointed by the Board of Supervisors.
- Seat 3: Shall be an individual with experience providing homeless services, appointed by the Mayor.
- Seat 4: Shall be an individual who has experienced homelessness and also has experience advocating for homeless people, appointed by the Board of Supervisors.
- Seat 5: Shall be an individual with mental health service and/or substance abuse expertise, appointed by the Mayor.
- Seat 6: Shall be an individual who has personally experienced homelessness, appointed by the Board of Supervisors.
- Seat 7: Shall be an individual who has personally experienced homelessness, appointed by the Mayor.

- Seat 8: Shall be an individual who has experience advocating on homeless or mental health issues, appointed by the Board of Supervisors.
- Seat 9: Shall be an at large seat, appointed by the Controller.

Members shall serve for two-year terms, except for the initial terms which shall be staggered based on the odd and even numbering.

The Controller shall provide administrative and clerical support for the Committee.

Holdover Limit: Not Applicable

Authority: Business and Tax Regulations Code, Section 2810 et seq. (Proposition C, November 6, 2018); and Administrative Code, Article XLI, Section 5.41-1 et seq. (Ordinance No. 51-19)

Sunset Date: None

Contact: Mary Hom
Office of the City Controller
1 Dr. Carlton B. Goodlett Place, Room 316
San Francisco, CA 94102
(415) 554-7469
mary.hom@sfgov.org

Updated: May 1, 2025

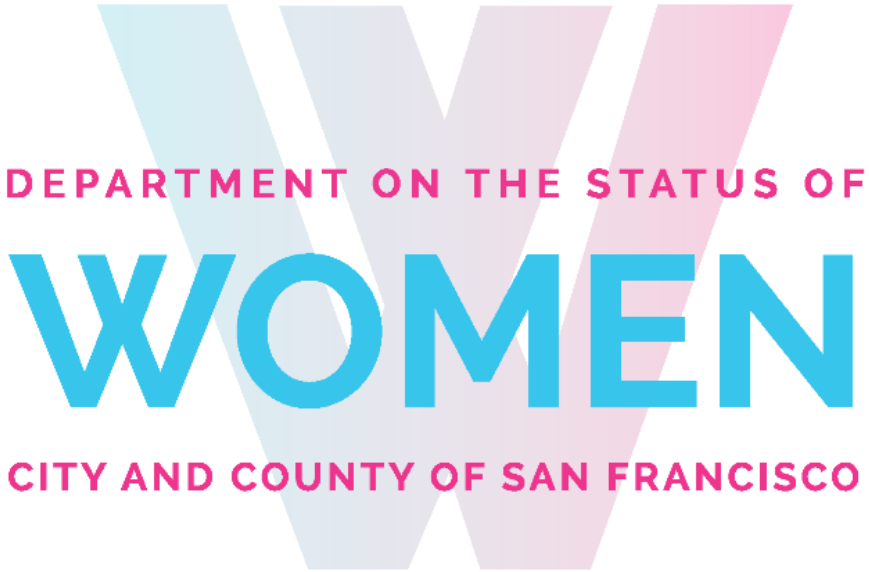

Gender Analysis
San Francisco Commissions and Boards
FY 2020-2021

THIS PAGE IS INTENTIONALLY LEFT BLANK

City and County of San Francisco
Department on the Status of Women

London N. Breed
Mayor

Dear Honorable Mayor London N. Breed and Board of Supervisors:

Please find attached the 2021 Gender Analysis of Commissions and Boards Report. We are pleased to share that under Mayor Breed's leadership, representation of women, people of color, and women of color on policy bodies continues to increase. Mayoral appointments are more diverse based on gender and race compared to both supervisorial appointments and appointments in general.

Overall, policy bodies have a larger percentage of women, members of the LGBTQIA+ community, and Veterans[1] than the general San Francisco population. The percentage of women of color and people with disabilities appointed to policy bodies is near equal to the general population. Fiscal year 2020-2021 saw the largest increase in representation of women on policy bodies since the Department on the Status of Women started collecting data in 2009. Women of color have the highest representation of appointees to date.

Black and African American women and men are notably well-represented on San Francisco policy bodies. Black women are 8 percent of appointees compared to 2.4 percent of the general San Francisco population, and Black men are 4 percent of appointees compared to 2.5 percent of the general San Francisco population. Additionally, almost 1-in-4 appointees who responded to the survey question identify as a member of the LGBTQIA+ community.

Commissions that oversee the largest budgets have members of the LGBTQIA+ community, people with disabilities, and Veterans represented at higher percentages than the general population.

While San Francisco continues to make strides in diversity, there is still work to do in achieving parity of representation for Latinx and Asian groups in appointed positions overall, as well as women, people of color, and women of color on Commissions overseeing the largest budgets. The Department applauds Mayor Breed for remaining committed to diversifying policy body appointments across all diversity categories, including for positions of influence and authority.

Thank you to Department staff who worked on this report and to members of the Commission on the Status of Women for their ongoing advocacy for intersectional gender equity efforts.

Kimberly Ellis, Director of the Department on the Status of Women

[1] "Veterans" refers to people who have served and/or have an immediate family member who has served in the military.

THIS PAGE IS INTENTIONALLY LEFT BLANK

Table of Contents

I. Introduction 1

II. Findings 2

- A. Gender 2
- B. Race and Ethnicity 5
- C. Race and Ethnicity by Gender 8
- D. LGBTQIA+ Identity 10
- E. Disability Status 11
- F. Veteran Status 12
- G. Policy Bodies by Budget 14
- H. Comparison of Advisory Body, Commission, and Board Demographics 16
- I. Demographics of Mayoral, Supervisorial, and Total Appointees 17
- J. Religious Affiliations 18

III. Methodology and Limitations 19

IV. Conclusion 21

V. Appendix 23

VI. Acknowledgements 29

Table of Figures

Figure 1: Summary Data of Policy Body Demographics, 2021 2

Figure 2: 12-Year Comparison of Representation of Women on Policy Bodies 2

Figure 3: Commissions and Boards with Highest Percentages of Women, 2021 Compared to 2017 and 2019 3

Figure 4: Commissions and Boards with Lowest Percentage of Women, 2021 Compared to 2017 and 2019 4

Figure 5: Advisory Bodies with the Highest Percentage of Women, 2021 4

Figure 6: 10-Year Comparison of Representation of People of Color on Policy Bodies 5

Figure 7: Race and Ethnicity of Appointees Compared to San Francisco Population, 2021 6

Figure 8: Commissions and Boards with Highest Percentage of People of Color, 2021 Compared to 2019 and 2017 7

Figure 9: Commissions and Boards with Lowest Percentage of People of Color, 2021 Compared to 2019 and 2017 7

Figure 10: 10-Year Comparison of Representation of Women of Color on Policy Bodies 8

Figure 11: Appointees by Race/Ethnicity and Gender, 2021 9

Figure 12: San Francisco Population by Race/Ethnicity, 2019 9

Figure 13: LGBTQIA+ Identity of Appointees, 2021 10

Figure 14: LGBTQIA+ Population of Appointees, 2019 11

Figure 15: Disability Status of Appointees, 2021 11

Figure 16: Appointees with One or More Disabilities by Gender Identity, 2021 12

Figure 17: San Francisco Adult Population with Military Service by Gender, 2019 13

Figure 18: Appointees with Military Service, 2021 13

Figure 19: Appointees with Military Service by Gender, 2021 14

Figure 20: Percent of Women, Women of Color, and People of Color on Commissions and Boards with Largest and Smallest Budgets in Fiscal Year 2020-2021 15

Figure 21: Demographics of Commissions and Boards with Largest Budgets, 2021 15

Figure 22: Demographics of Commissions and Boards with Smallest Budgets, 2021 16

Figure 23: Demographics of Appointees on Commission and Boards and Advisory Bodies, 2021 17

Figure 24: Demographics of Mayoral, Supervisorial, and Total Appointees, 2021 18

Figure 25: Religious Affiliations of Appointees, 2021 19

Figure 26: Policy Body Demographics, 2021 23

Figure 27: San Francisco Population Estimates by Race/Ethnicity and Gender, 2017 28

Executive Summary

In 2008, San Francisco voters approved a City Charter Amendment (section 4.101) establishing as City policy for the membership of Commissions and Boards to reflect the diversity of San Francisco's population and appointing officials be urged to support the nomination, appointment, and confirmation of these candidates. Additionally, it requires the San Francisco Department on the Status of Women to conduct and publish a gender analysis of Commissions and Boards every two years.

The 2021 Gender Analysis of Commissions and Boards Report (2021 Gender Analysis Report) evaluates representation of the following groups across appointments to San Francisco policy bodies:

- Women
- People of color
- LGBTQIA+ individuals
- People with disabilities
- Veterans (or people who have immediate family members that have served)
- Various religious affiliations

The report includes policy bodies such as task forces, committees, and Advisory Bodies, in addition to Commissions and Boards.

This year, data was collected from 92 policy bodies and from a total of 349 members, mostly appointed by the Mayor and Board of Supervisors. The policy bodies surveyed for the 2021 Gender Analysis Report fall under two categories designated by the San Francisco Office of the City Attorney.[2] The first category, referred to as "Commissions and Boards," are policy bodies with decision-making authority and whose members are required to submit financial disclosures to the Ethics Commission. The second category, referred to as "Advisory Bodies," are policy bodies with advisory function whose members do not submit financial disclosures to the Ethics Commission. The report examines policy bodies and appointees both comprehensively as a whole and separately by the two categories.

Several changes were made to the survey questions for the 2021 Gender Analysis Report. Sexual Orientation and Gender Identity (SOGI) categories were aligned with the latest classifications used by the Office of Transgender Initiatives. The classification of Veteran Status was also expanded to include individuals with close family members that have served in the military and armed forces. This addition to Veteran Status was adopted based on feedback from previous reports.

While the overall number of policy bodies that submitted data increased compared to 2019, the total number of individual members who participated in the survey was dramatically less than the number who participated in 2019. Due to the pandemic, data collection methods

[2] "Sec. 3.1-103. Filing Officers." *American Legal Publishing Corporation*, https://codelibrary.amlegal.com/codes/san_francisco/latest/sf_campaign/0-0-0-979.

were limited compared to previous years, including the ability to conduct paper surveys and in-person meetings. Reliance on online surveying significantly reduced the level of participation, despite three to five direct contact efforts with policy bodies via phone and email. Moving forward, in addition to collecting data through paper/in-person surveys, when possible, the Department on the Status of Women recommends that all policy body appointees be required to take a training on the Gender Analysis survey process, alongside the required Ethics training, to guarantee participation.

Similarly, due to census data not being collected during COVID-19, updated demographic information on the general population of San Francisco was not available for years more recent than 2019. In this report, data on the San Francisco population references data from previous years (2015-2019) populations.

Key Findings

Gender

- Women's representation on policy bodies is 55%, above parity with the San Francisco female population of 49%.
- FY 2021 oversaw the largest increase in the representation of women on San Francisco policy bodies since 2009.

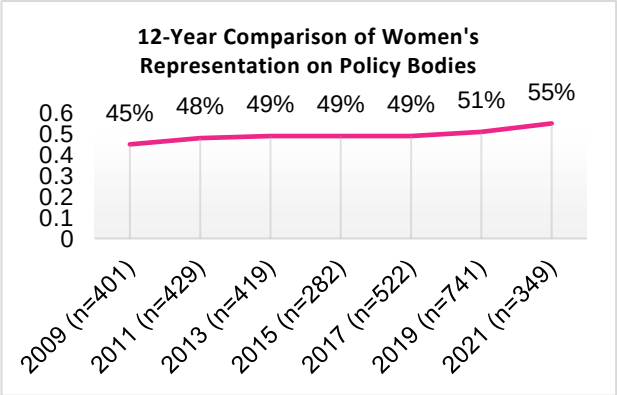

Race and Ethnicity

- The representation of people of color on policy bodies is 54%. Comparatively, in San Francisco, 62% of the population identifies with a race other than white.
- While the overall representation of people of color has increased since the 2019 report at 50%, representation has still decreased compared to 57% in 2015.
- As found in previous reports, Latinx and Asian groups are underrepresented on San Francisco policy bodies as compared to the population. Latinx individuals are 15% of the population but make up only 9% of appointees. Asian individuals are 36% of the population but make up only 26% of appointees.

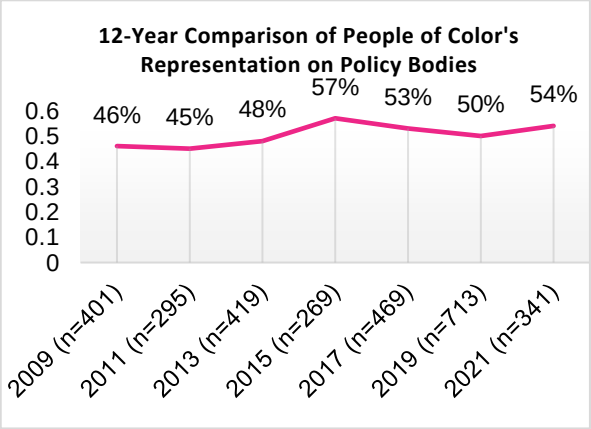

Race and Ethnicity by Gender

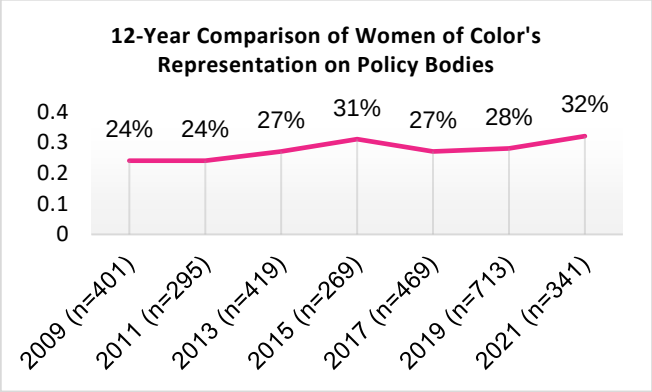

- On the whole, women of color are 32% of the San Francisco population and 32% of appointees. This 4% increase is the highest representation of women of color appointees to date.

- Meanwhile, men of color are underrepresented at 21% of appointees compared to 31% of the San Francisco population.

- Both white women and men are overrepresented on San Francisco policy bodies. White women are 25% of appointees compared to 17% of the San Francisco population. White men are 21% of appointees compared to 20% of the population.

- Black and African American women and men are well-represented on San Francisco policy bodies. Black women are 8% of appointees compared to 2.4% of the population, and Black men are 4% of appointees compared to 2.5% of the population.

- Latinx women are 7% of the San Francisco population but 4% of appointees, and Latinx men are 7% of the population but 4% of appointees.

- Asian women are 17% of the San Francisco population but 15% of appointees, and Asian men are 15% of the population but 11% of appointees.

Additional Demographics

- Out of the 74% of appointees who responded to the survey question on LGBTQIA+ identity, 23% identify as lesbian, gay, bisexual, transgender, nonbinary, queer, or questioning, and 77% of appointees identify as straight/heterosexual.

- Out of the 70% of appointees who responded to the question on Disability Status, 12.6% identify as having one or more disabilities, which is just above parity of the 12% of the adult population with a Disability Status in San Francisco.

- Out of the 67% of appointees who responded to the question on Veteran Status, 22% have served in the military (or have an immediate family member who has served) compared to 3% of the San Francisco population (census data on military service does not include immediate family members who have served).

Proxies for Influence: Budget and Authority

- Although women are half of all appointees, those Commissions and Boards with the largest budgets have fewer women, and especially fewer women of color. Meanwhile, representation of women on Boards and Commissions with the smallest budgets are just below parity with the San Francisco population.

- Although still underrepresented relative to the San Francisco population, there is a larger percentage of people of color on Commissions and Boards with both the largest and smallest budgets compared to overall appointees.

- The percentage of total women is greater on Advisory Bodies than Commissions and Boards. Women are 60% of appointees on Advisory Bodies and 53% of appointees on Commissions and Boards. The percentage of women of color on Advisory Bodies is also higher than on Commissions and Boards.

Appointing Authorities

- Mayoral appointments include 60% women, 59% people of color, and 37% women of color, which is more diverse by gender and race compared to both Supervisorial appointments and total appointments.

Demographics of Appointees Compared to the San Francisco Population

	Women	People of Color	Women of Color	LGBTQIA+	Disability Status	Veteran Status
San Francisco Population**	49%	62%	32%	6%-15%*	12%	2.7%
Total Appointees	55%	54%	32%	23%	13%	22%
10 Largest Budgeted Commissions and Boards	43%	44%	21%	16%	15%	20%
10 Smallest Budgeted Commissions and Boards	48%	43%	29%	17%	9%	12%
Commissions and Boards	53%	53%	30%	18%	11%	21%
Advisory Bodies	60%	53%	33%	31%	15%	20%

San Francisco population estimates come from the 2017 and 2018 American Community Survey 5-Year Estimates, SF DOSW Data Collection and Analysis Report, 2021.

**Note: Estimates vary by source. See page 16 for a detailed breakdown.*

***Due to the COVID-19 pandemic, updated data is unavailable for race/ethnicity, LGBTQIA+ status, Disability Status, and Veteran Status in 2021. Therefore, the data used to represent the San Francisco population is from the 2019 Gender Analysis Report.*

I. Introduction

Inspired by the fourth U.N. World Conference on Women in Beijing, San Francisco became the first city in the world to adopt a local ordinance reflecting the principles of the U.N. Convention on the Elimination of All Forms of Discrimination Against Women (CEDAW), an international bill of rights for women. The CEDAW Ordinance was passed unanimously by the San Francisco Board of Supervisors and signed into law by Mayor Willie L. Brown, Jr. on April 13, 1998.[3] In 2002, the CEDAW Ordinance was revised to address the intersection of race and gender and incorporate reference to the U.N. Convention on the Elimination of all Forms of Race Discrimination. The Ordinance requires the City to take proactive steps to ensure gender equity and specifies "gender analysis" as a preventive tool to identify and address discrimination. Since 1998, the Department on the Status of Women has employed this tool to analyze the operations of 10 City Departments using a gender lens.

In 2007, the Department on the Status of Women conducted the first gender analysis to evaluate the number of women appointed to City Commissions and Boards. The findings of this analysis informed a City Charter Amendment developed by the Board of Supervisors for the June 2008 Election. This City Charter Amendment (section 4.101) was overwhelmingly approved by voters and made it City policy that:

- The membership of Commissions and Boards are to reflect the diversity of San Francisco's population,
- Appointing officials are to be urged to support the nomination, appointment, and confirmation of these candidates, and
- The Department on the Status of Women is required to conduct and publish a gender analysis of Commissions and Boards every two years.

The 2021 Gender Analysis Report examines the representation of women, people of color, LGBTQIA+ individuals, people with disabilities, Veterans, and religious affiliations of appointees on San Francisco policy bodies. As was the case for the 2019 Gender Analysis Report, this year's analysis involved increased outreach to policy bodies as compared to previous analyses that were limited to Commissions and Boards. As a result, the data collection and analysis examine a more diverse and expansive layout of City policy bodies. These policy bodies fall under two categories designated by the San Francisco Office of the City Attorney. The first category, referred to as "Commissions and Boards," are policy bodies with decision-making authority and whose members are required to submit financial disclosures to the Ethics Commission. The second category, referred to as "Advisory Bodies," are policy bodies with advisory function whose members do not submit financial disclosures to the Ethics Commission. A detailed description of methodology and limitations can be found on page 27.

[3] San Francisco Administrative Code Chapter 33.A. http://library.amlegal.com/nxt/gateway.dll/California/administrative/chapter33alocalimplementationoftheunited?f=templates$fn=default.htm$3.0$vid=amlegal:sanfrancisco_ca$anc=JD_Chapter33A.

II. Findings

Many aspects of San Francisco's diversity are reflected in the overall population of appointees on San Francisco policy bodies. The analysis includes data from 92 policy bodies, of which 788 of the 979 seats are filled, leaving 20% vacant. As outlined below in Figure 1, slightly more than half of appointees are women and people of color, 32% are women of color, 23% identify as LGBTQIA+, 13% have a disability, and 22% are Veterans.

Figure 1: Summary Data of Policy Body Demographics, 2021

Appointee Demographics	Percentage of Appointees
Women (n=349)	55%
People of Color (n=341)	54%
Women of Color (n=341)	32%
LGBTQIA+ Identifying (n=334)	23%
People with Disabilities (n=349)	13%
Veteran Status (n=349)	22%

However, further analysis reveals underrepresentation of particular groups. Subsequent sections present comprehensive data analysis providing comparison to previous years, detailing the variables of gender, race/ethnicity, LGBTQIA+ identity, Disability Status, Veteran Status, religious affiliations, and policy body characteristics of budget size, decision-making authority, and appointment authority.

A. Gender

On San Francisco policy bodies, 55% of appointees identify as women, which is above parity compared to the San Francisco female population of 49%. The representation of women remained stable at 49% from 2013 until 2017, with a slight increase to 51% in 2019. This increase could be partly due to the larger sample size used in the 2019 analysis compared to previous years. A 12-year comparison shows that the representation of women appointees has gradually increased since 2009 by a total of ten percentage points.

Figure 2: 12-year Comparison of Representation of Women on Policy Bodies

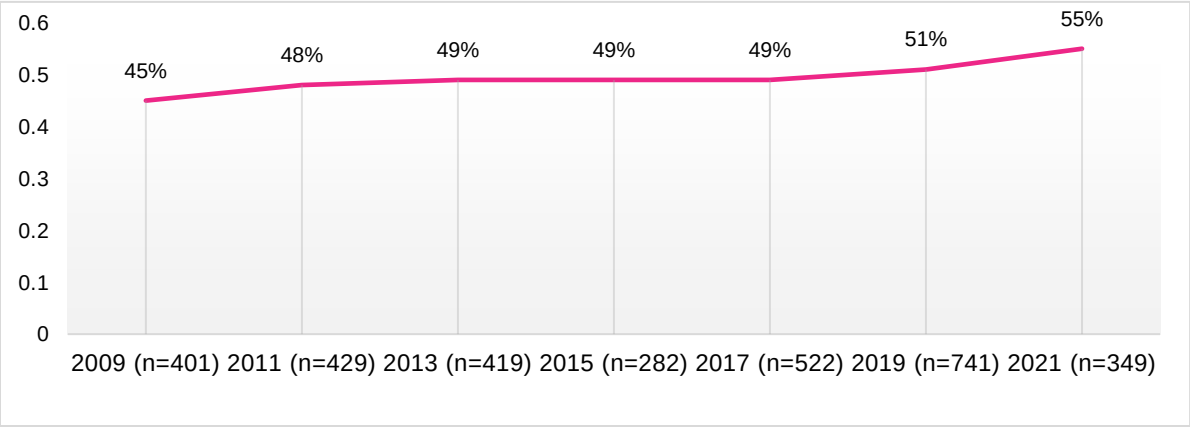

Figures 3 and 4 analyze Commissions and Boards. Figure 3 showcases the five Commissions and Boards with the highest representation of women appointees as compared to 2017 and 2019. The Commission on the Status of Women is currently comprised of all women appointees. This finding has been consistent for the Commission on the Status of Women since 2015. The Aging and Adult Services Commission, Health Commission, and Library Commission are all at 71%, respectively.

Figure 3: Commissions and Boards with the Highest Percentages of Women, 2021 Compared to 2017 and 2019

Policy Body	Percent of Women	Response Rate	2019 Percent	2017 Percent
Commission on the Status of Women	100%	100%	100%	100%
Arts Commission	79%	100%	67%	60%
Children and Families (First 5) Commission	75%	75%	100%	100%
Aging and Adult Services Commission	71%	86%	57%	40%
Health Commission	71%	100%	43%	29%
Library Commission	71%	100%	71%	80%

Out of the Commissions and Boards in this section, 6 have 40% or less women. The Commissions and Boards with the lowest representation of women are displayed in Figure 4. The lowest percentage is found on the Board of Examiners, which has 90% of responses from the Board, but 0 members identifying as women. Unfortunately, demographic data is unavailable for the Board of Examiners for 2017, however there was 0% of female representation in 2019 as well. The Police Commission, Human Services Commission, and Access Appeals Commission all have entirely completed the demographics survey at 100%, yet still have some of the lowest percentages of women at 20%. It should be noted that policy bodies with a small number of members, such as the Residential Users Appeal Board (which currently has two members), means that minimal changes in its demographic composition greatly impacts percentages. Additionally, several policy bodies had low response rates to the demographics survey, ultimately impacting the representation for their respective policy body accordingly.

Figure 4: Commissions and Boards with Lowest Percentage of Women, 2021 Compared to 2017 and 2019

Policy Body	Percent of Women	Response Rate	2019 Percent	2017 Percent
Residential Users Appeal Board	0%	50%	0%	N/A
Board of Examiners	0%	90%	0%	N/A
Assessment Appeals Board No. 3	0%	67%	50%	N/A
Assessment Appeals Board No. 2	0%	100%	50%	N/A
Rent Board Commission	10%	60%	44%	30%
Small Business Commission	14%	43%	43%	43%
Retirement System Board	14%	57%	43%	43%
Health Service Board	14%	43%	33%	29%
Children, Youth, and Their Families Oversight and Advisory Committee	14%	14%	50%	N/A
Treasure Island Development Authority	17%	50%	50%	43%
Public Utilities Commission	20%	60%	67%	40%
Police Commission	20%	100%	43%	29%

Figure 4: Commissions and Boards with Lowest Percentage of Women, 2021 Compared to 2017 and 2019, Continued

Policy Body	Percent of Women	Response Rate	2019 Percent	2017 Percent
Human Services Commission	20%	100%	40%	20%
Access Appeals Commission	20%	100%	N/A	N/A
Public Utilities Rate Fairness Board	25%	75%	33%	33%
Ethics Commission	25%	25%	100%	33%

**Commission and Boards with 70% response rates or higher are highlighted in grey.*

In addition to Commissions and Boards, Advisory Bodies were examined for the highest and lowest percentages of women. This is the second year such bodies have been included, thus comparison to previous years before 2019 is unavailable. Figure 5 below displays the five Advisory Bodies with the highest representations of women. Due to a lack of survey responses from several Advisory Bodies, analysis on the five lowest representations of women is unavailable. The Office of Early Care and Education Citizens' Advisory Committee has the greatest representation of women at 67%, followed closely by the Citizen's Committee on Community Development at 63%.

Figure 5: Advisory Bodies with the Highest Percentage of Women, 2021

Policy Body	Percent of Women	Response Rate	2019 Percent
Office of Early Care and Education Citizens' Advisory Committee	67%	78%	89%
Citizens' Committee on Community Development	63%	63%	75%
Ballot Simplification Committee	50%	75%	75%
Immigrant Rights Commission	43%	57%	54%
Municipal Green Building Task Force	43%	67%	50%

B. Race and Ethnicity

Data on racial and ethnic identity was collected from 341 participants, or 98% of the surveyed appointees. Although half of appointees identify as a race or ethnicity other than white or Caucasian, people of color are still underrepresented compared to the San Francisco population of 62%. The representation of people of color has increased since 2009 but has decreased following 2015. The number of appointees analyzed increased substantially in 2017 and 2019, as compared to 2015. These larger data samples have coincided with smaller percentages of people of color.

Figure 6: 12-year Comparison of Representation of People of Color on Policy Bodies

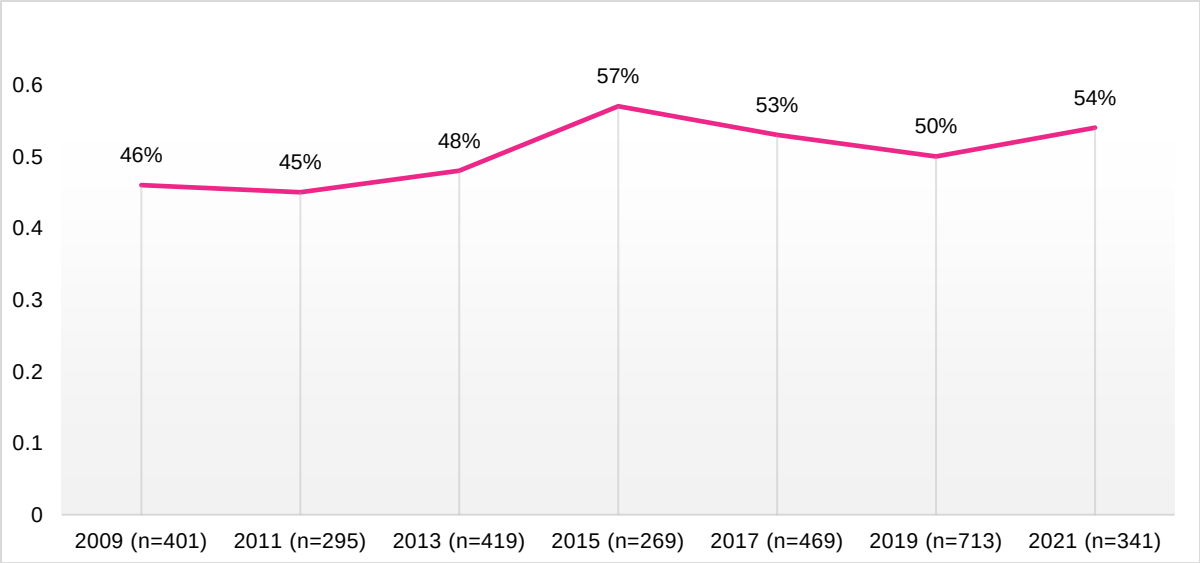

The racial and ethnic breakdown of policy body members compared to the San Francisco population is shown in Figure 7. This analysis reveals underrepresentation and overrepresentation in San Francisco policy bodies for certain racial and ethnic groups. Nearly half of all appointees are white, an overrepresentation by 6 percentage points. The Black community is represented on appointed policy bodies at 11% compared to 6% of the population of San Francisco.[4] This is a decrease of representation compared to the 14% representation in 2019. Characterizing these as overrepresentations is inaccurate given the representation of Black or African American people on policy bodies has been consistent over the years, while the San Francisco population has declined over the same period.[5]

[4] US Census Bureau, 2018, Retrieved from https://www.census.gov/quickfacts/fact/table/US/PST045218.

[5] Samir Gambhir and Stephen Menendian, "Racial Segregation in the Bay Area, Part 2," Haas Institute for a Fair and Inclusive Society (2018).

Considerably underrepresented racial and ethnic groups on San Francisco policy bodies compared to the San Francisco population are individuals who identify as Asian or Latinx. While the Asian population is 36% of the San Francisco population, they make up 26% of appointees. While the Latinx population of San Francisco is 15%, 9% of appointees are Latinx. Although there is a small population of Native Americans and Alaska Natives in San Francisco of 0.4%, only one (0.3%) surveyed appointee identified themselves as such. The San Francisco population of Native Hawaiians and Pacific Islanders is 0.3%, which slightly less than the 0.6% of identifying appointees.

Figure 7: Race and Ethnicity of Appointees Compared to San Francisco Population, 2021

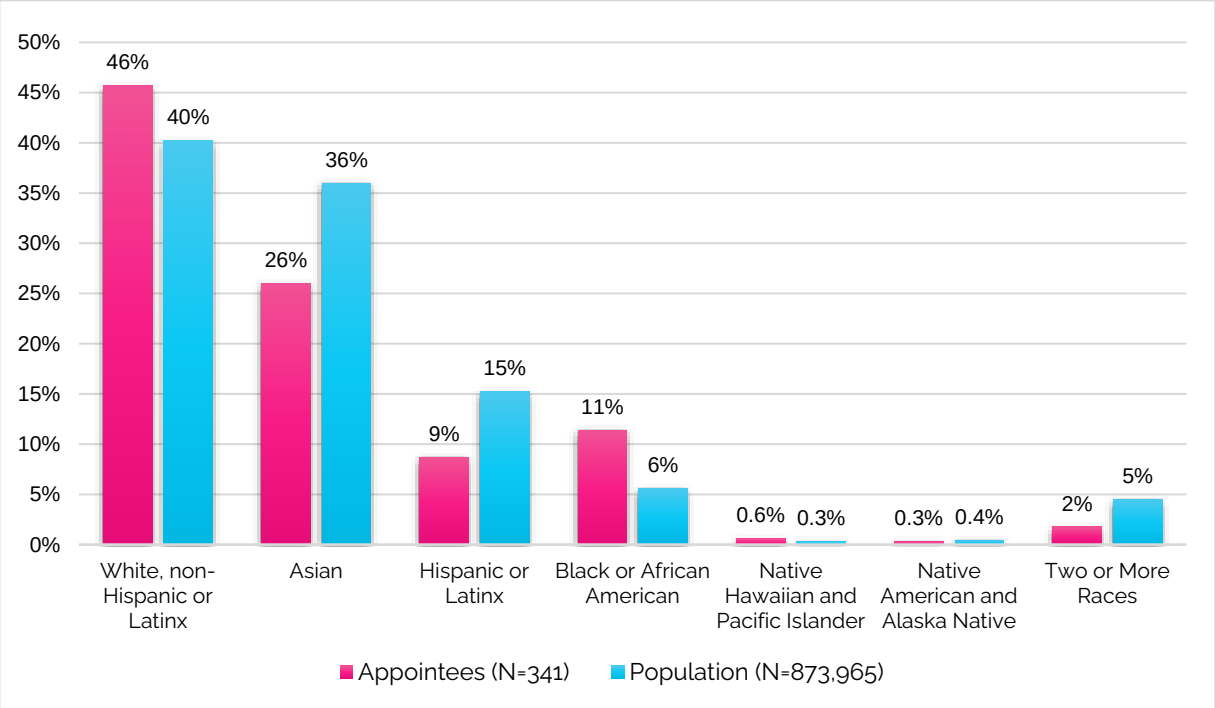

Note: Due to the COVID-19 pandemic, updated data is unavailable for race/ethnicity in 2021. Therefore, the data used to represent the San Francisco population is from the 2019 Gender Analysis Report.

The next two figures illustrate Commissions and Boards with the highest and lowest percentages of people of color. As shown in Figure 8, the Commission on the Status of Women holds the highest representation of people of color at 86%, with a 100% response rate. Both the Health Commission and Juvenile Probation Commission have decreased their percentages of people of color since 2019 and 2017.

Figure 8: Commission and Boards with Highest Percentage of People of Color, 2021 Compared to 2019 and 2017

Policy Body	Percent of POC	Response Rate	2019 Percent	2017 Percent
Commission on the Status of Women	86%	100%	71%	71%
Police Commission	80%	100%	71%	71%
Arts Commission	71%	100%	60%	53%
Health Commission	71%	100%	86%	86%
Library Commission	71%	100%	57%	60%
Juvenile Probation Commission	67%	83%	100%	86%
Board of Appeals	60%	100%	40%	40%
Fire Commission	60%	100%	40%	60%
Human Services Commission	60%	100%	40%	60%
Asian Art Commission	54%	81%	59%	59%
Assessment Appeals Board No.2	50%	100%	63%	N/A
Children and Families (First 5) Commission	50%	75%	75%	63%

There are 28 Commissions and Boards that have 40% or less appointees who identified a racial and ethnic category other than white. None of the current appointees of the Access Appeals Commission identified as people of color. Additionally, the Historic Preservation Commission remains at 14% representation since 2019. The Citizens General Obligation Bond Oversight Committee and Assessment Appeals Board No.1 are both at 17% representation for people of color. Lastly, the Public Utilities Rate Fairness Board had a large drop in representation of people of color going from 67% in 2019 to 25% this year.

Figure 9: Commissions and Boards with Lowest Percentage of People of Color, 2021 Compared to 2019 and 2017

Policy Body	Percent of POC	Response Rate*	2019 Percent	2017 Percent
Residential Users Appeal Board	0%	50%	50%	N/A
Children, Youth, and Their Families Oversight and Advisory Committee	0%	14%	75%	N/A
Building Inspection Commission	0%	50%	14%	14%
Access Appeals Commission	0%	100%	N/A	N/A
Small Business Commission	14%	43%	43%	50%
Historic Preservation Commission	14%	71%	14%	17%
Health Service Board	14%	43%	50%	29%
Citizens General Obligation Bond Oversight Committee	17%	100%	N/A	N/A
Assessment Appeals Board No.1	17%	100%	20%	N/A
War Memorial Board of Trustees	18%	45%	18%	18%
Public Utilities Commission	20%	60%	0%	33%
Public Utilities Rate Fairness Board	25%	75%	67%	67%

Figure 9: Commissions and Boards with Lowest Percentage of People of Color, 2021 Compared to 2019 and 2017, Continued

Policy Body	Percent of POC	Response Rate*	2019 Percent	2017 Percent
Ethics Commission	25%	25%	50%	67%
Retirement System Board	29%	57%	29%	29%
Recreation and Park Commission	29%	43%	43%	43%
Rent Board Commission	30%	60%	33%	50%

Commission and Boards with 70% response rates or higher are highlighted in grey.

C. Race and Ethnicity by Gender

Both white men and women are overrepresented on San Francisco policy bodies, while Asian and Latinx men and women are underrepresented. The representation of women of color at 32% is equal to the San Francisco population of 32%, which is a notable increase compared to the 2019 percentage of 28%. Meanwhile, men of color are 21% of appointees compared to 31% of the San Francisco population.

Figure 10: 12-Year Comparison of Representation of Women of Color on Policy Bodies

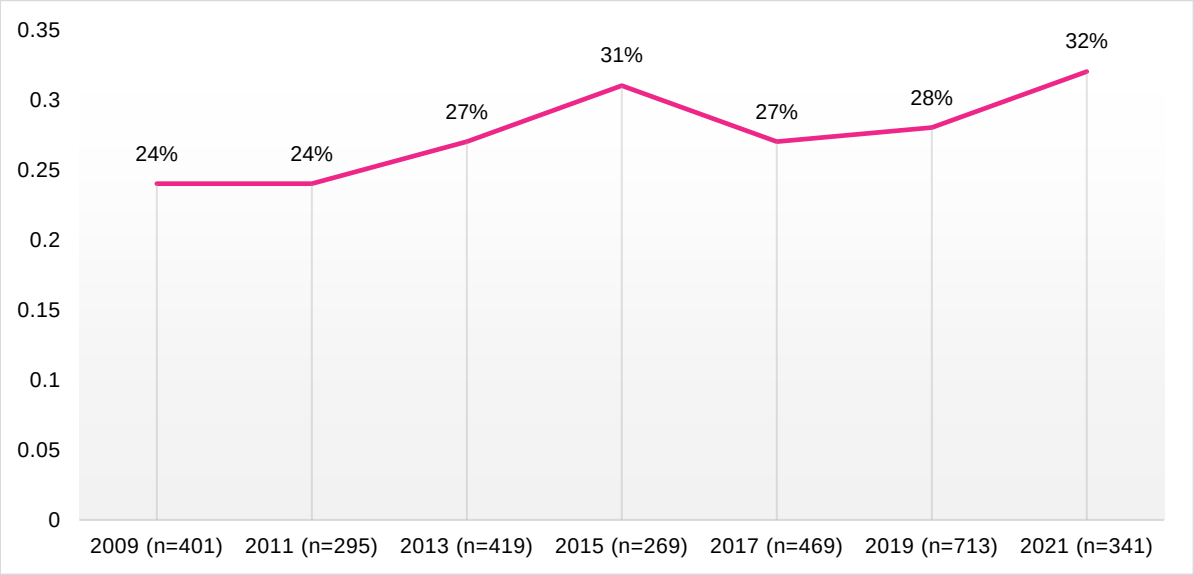

The following figures present the breakdown for appointees and the San Francisco population by race, ethnicity, and gender. Both white men and women are overrepresented, holding 24% and 20% of appointments, respectively, compared to 20% and 17% of the population. Asian men and women are slightly underrepresented with Asian women making up 15% of appointees compared to 17% of the population, while Asian men comprise 11% of appointees and 15% of the population. Latinx men and women are also slightly underrepresented, with Latinx men and women comprising 4% of appointees each and 7% of the population each. Black men and women are well-represented with Black women comprising 8% of appointees, compared to 2.4% of the general San Francisco population, and Black men comprising 4% of appointees,

compared to 2.5% of the general San Francisco population. Native Hawaiian and Pacific Islander men and women, and multiracial women are below parity with the population. Similarly, although Native American and Alaska Native men and women make up only 0.4% of San Francisco's population, only one (0.3%) of the surveyed appointees identified as such.

Figure 11: Appointees by Race/Ethnicity and Gender, 2021

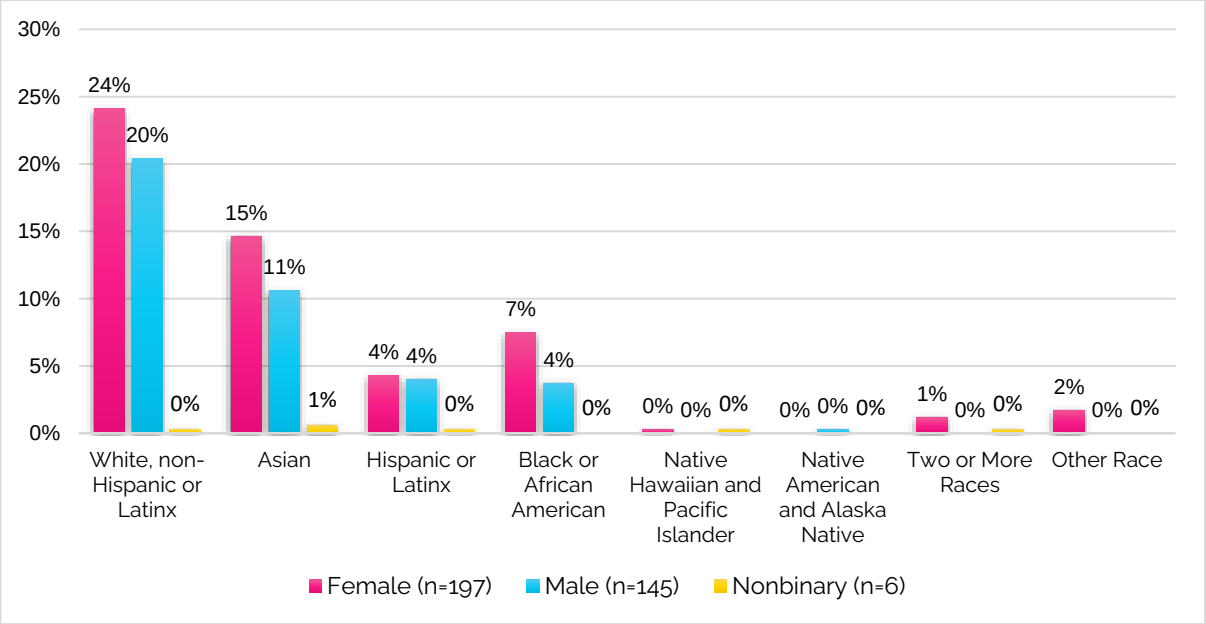

Figure 12: San Francisco Population by Race/Ethnicity

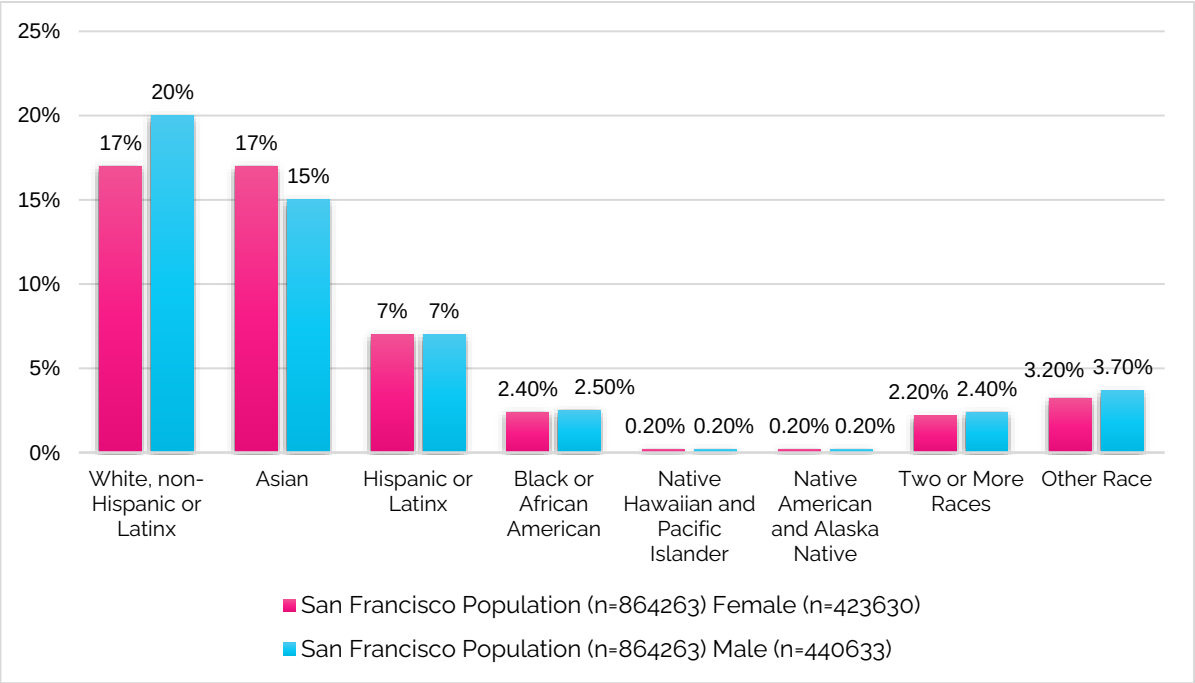

D. LGBTQIA+ Identity

LGBTQIA+ identity data was collected from 334 participants, or 96% of the surveyed appointees. This is a notable increase in data on LGBTQIA+ identity compared to previous reports. Due to limited and outdated information on the population of the LGBTQIA+ community in San Francisco, it is difficult to adequately assess the representation of the LGBTQIA+ community. However, compared to available San Francisco, greater Bay Area, and national data, the LGBTQIA+ community is well represented on San Francisco policy bodies. Recent research estimates the California LGBTQIA+ population is 5.3%[6]. The LGBTQIA+ population of the San Francisco and greater Bay Area is estimated to rank the highest of U.S. cities at 6.2%,[7] while a 2006 survey found that 15.4% of adults in San Francisco identify as LGBTQIA+[8] .

Of the appointees who responded to this question, 23% identify as LGBTQIA+ and 77% identify as straight or heterosexual. Of the LGBTQIA+ appointees, 56% identify as gay/lesbian, 20% as bisexual, 9% as queer, 9% as transgender, 2% as questioning, and 4% as other LGBTQIA+ identities. Data on LGBTQIA+ identity by race was not captured. Efforts to capture data on LGBTQIA+ identity by race for future reports would enable more intersectional analysis.

Figure 13: LGBTQIA+ Identity of Appointees, 2021

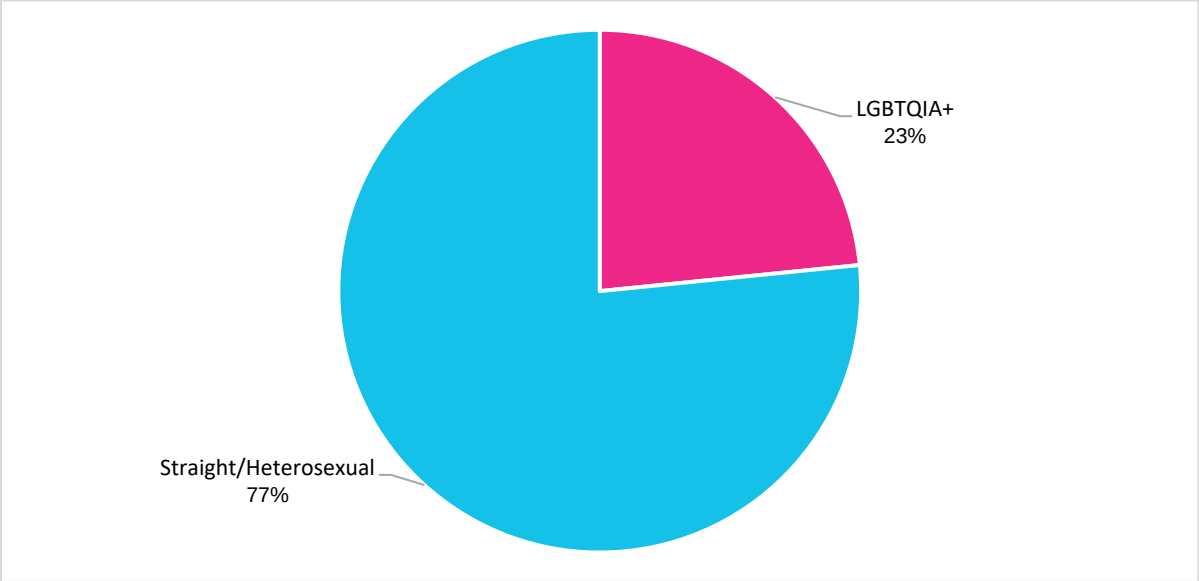

[6] https://williamsinstitute.law.ucla.edu/publications/adult-lgbt-pop-us/

[7] Gary J. Gates and Frank Newport, "San Francisco Metro Area Ranks Highest in LBGT Percentage," GALLUP (March 20, 2015) https://news.gallup.com/poll/182051/san-francisco-metro-area-ranks-highest-lgbtpercentage.aspx?utm_source=Social%20Issues&utm_medium=newsfeed&utm_campaign=tiles.

[8] Gary J. Gates, "Same Sex Couples and the Gay, Lesbian, Bisexual Population: New Estimates from the American Community Survey," The Williams Institute on Sexual Orientation Law and Public Policy, UCLA School of Law (2006).

Figure 14: LGBTQIA+ Population of Appointees, 2021

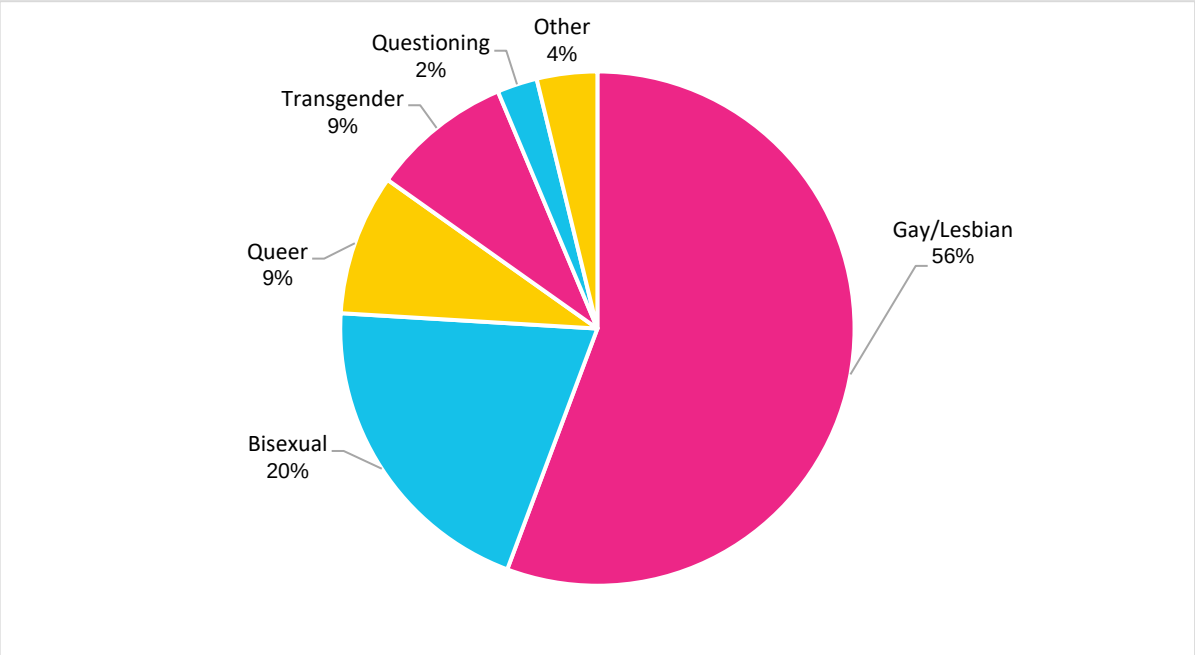

E. Disability Status

Overall, more than one in twenty adults in San Francisco live with one or more disabilities. Data on Disability Status was obtained from nearly 100% of the appointees who participated in the survey. 12.6% of participating appointees reported to have one or more disabilities. Of these appointees with one or more disabilities, 56% are women, 30% are men, 2% are trans women, 5% are trans men, and 7% are nonbinary individuals.

Figure 15: Disability Status of Appointees, 2021

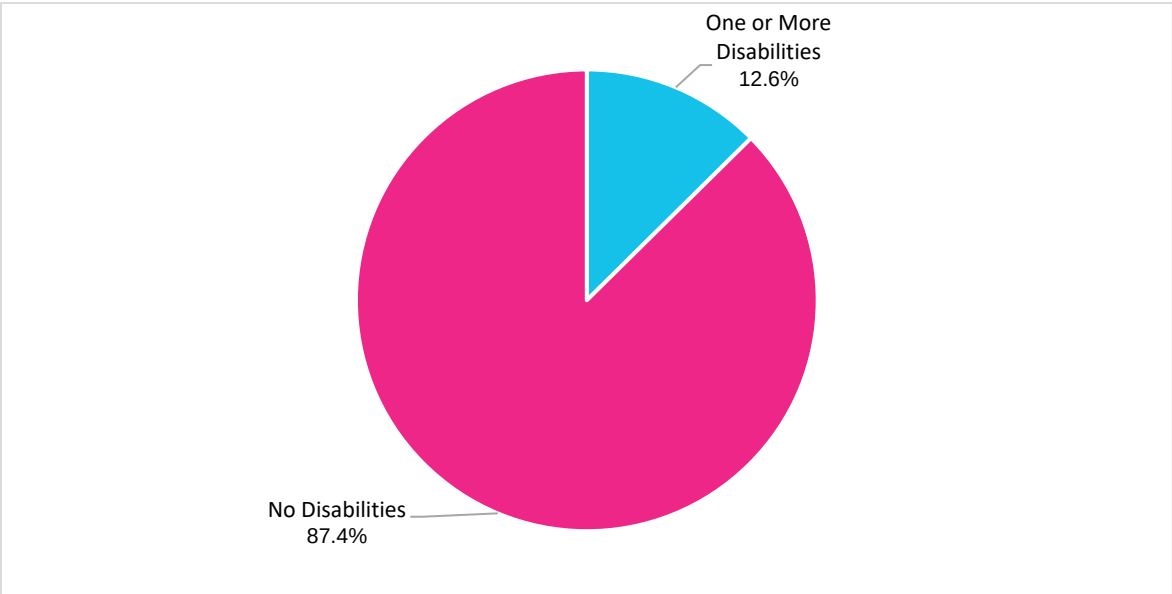

Figure 16: Appointees with One or More Disabilities by Gender Identity, 2021

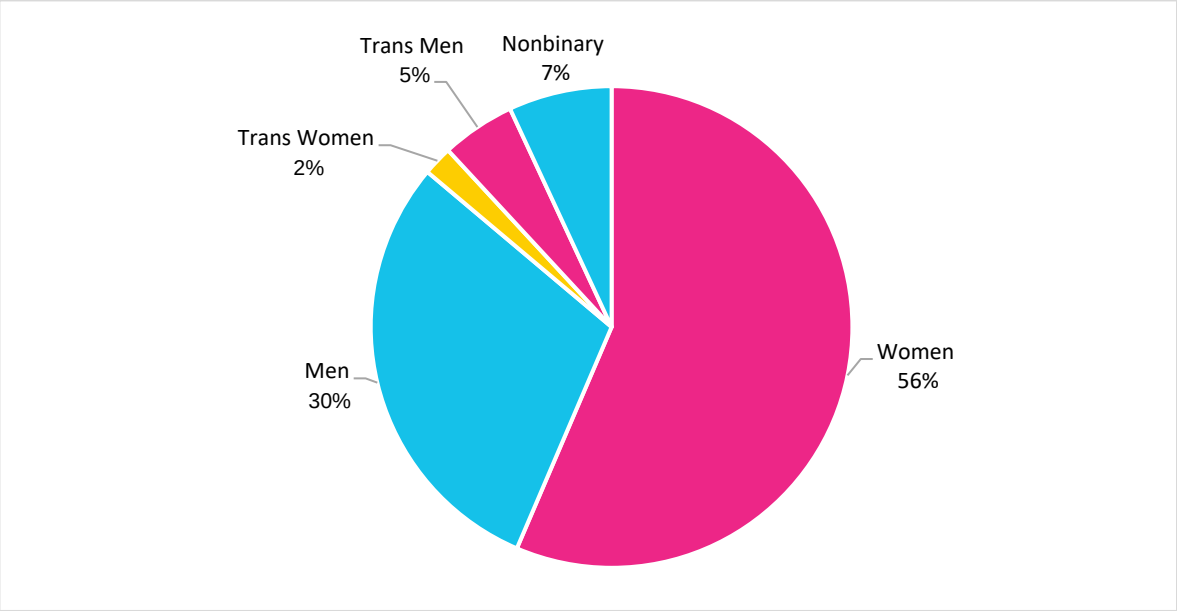

F. Veteran Status

Overall, 2.7% of the adult population in San Francisco have served in the military. Data on Veteran status was obtained from 334 appointees who participated in the survey. Of the 334 appointees who responded to this question, 22% served in the military. Men comprise 47.2% and women make up 51.4% of the total number of Veteran appointees. Of participating appointees, 1.4% are nonbinary individuals. Veteran status data on transgender and gender-nonconforming individuals in San Francisco is currently unavailable. The vast increase of appointees with military service compared to 2019's 7.1% of appointees is likely due to the change in wording in the 2021 Gender Analysis Report from previous years, which defines an appointee with Veteran status as someone with a spouse or direct family member who has served, as opposed to only oneself or their spouse. This change was implemented based on feedback from prior reports. Future analyses may want to ask separate questions regarding one's personal experience with military service and one's familial ties to military service, in order to distinguish the most accurate and aggregated data results.

Figure 17: San Francisco Adult Population with Military Service by Gender*

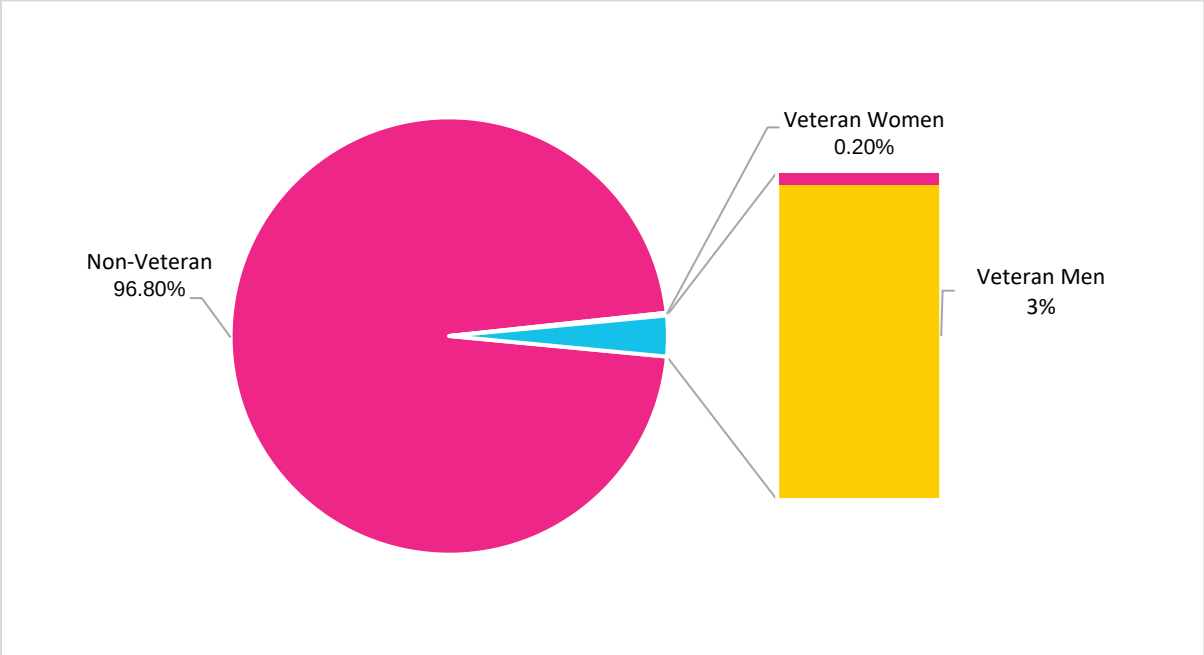

**This graph is from the 2019 Gender Analysis Report. Due to the COVID-19 pandemic, updated data on the gendered population of Veterans in San Francisco is unavailable. This graph fails to identify nonbinary individuals with military experience. However, this graph highlights the gender disparity amongst male and female Veterans, with only 0.2% identifying as women.*

Figure 18: Appointees with Military Service, 2021

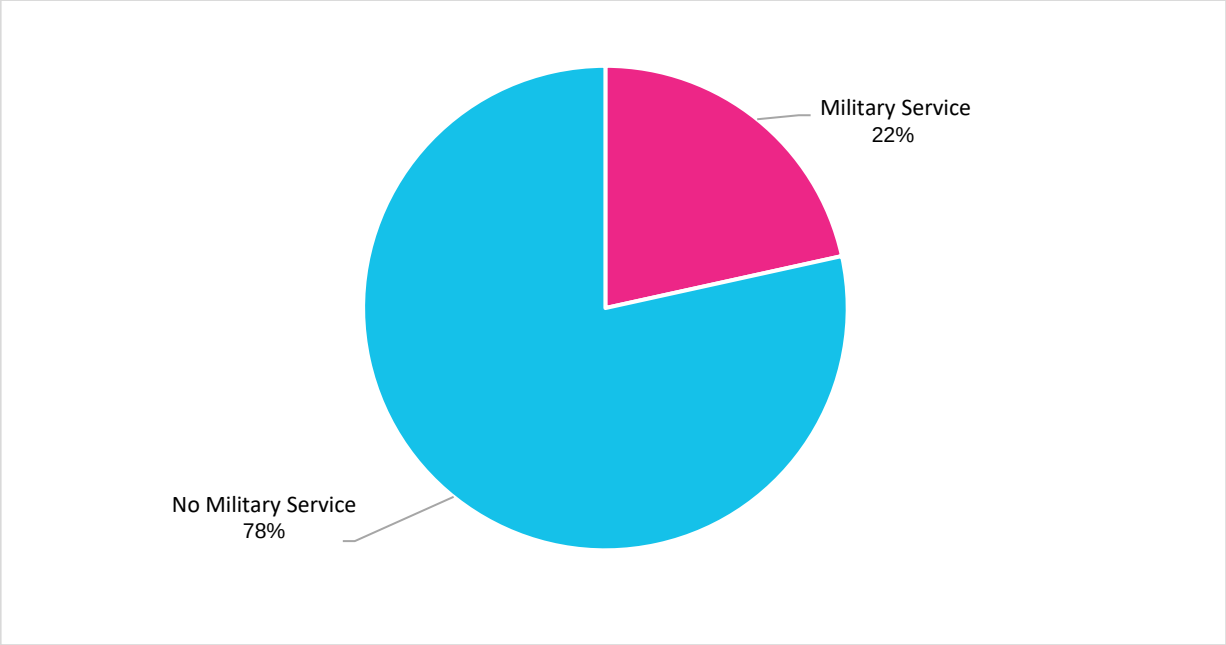

Figure 19: Appointees with Military Service by Gender, 2021

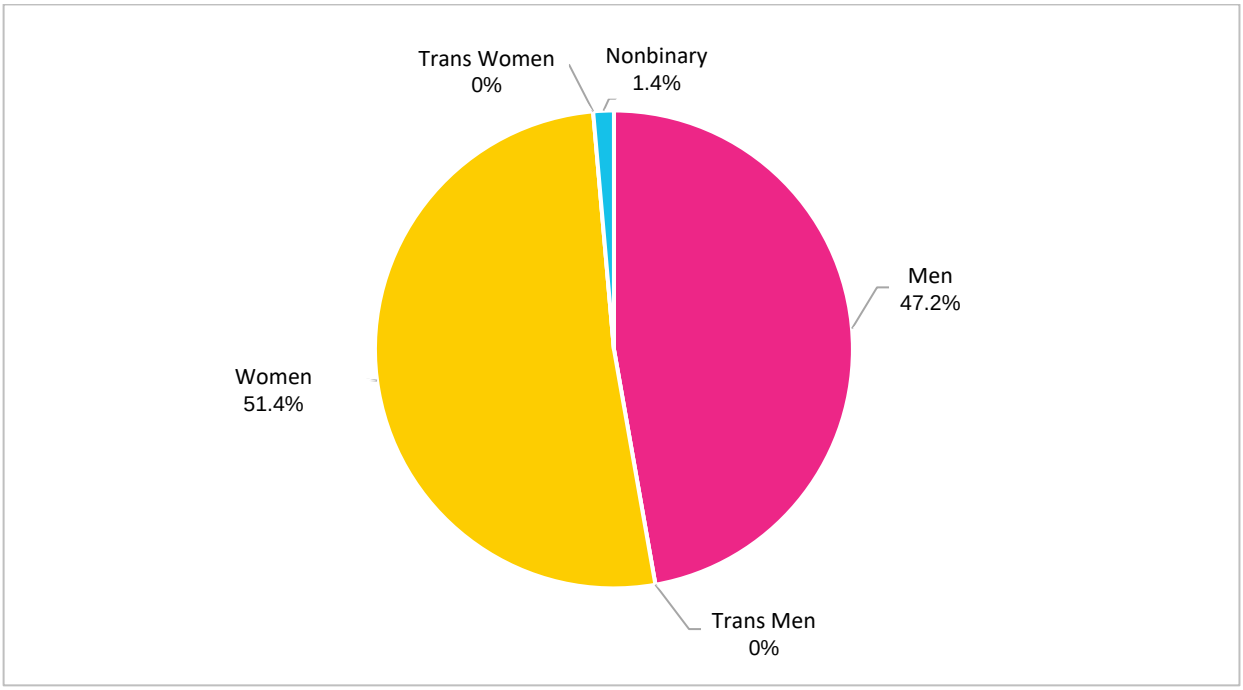

G. Policy Bodies by Budget

This 2021 Gender Analysis Report examines the demographic representativeness of policy bodies by budget size. Budget size is used as a proxy for influence. Although this report has expanded the scope of analysis to include more policy bodies compared to previous reports, this section of analysis was limited to Commissions and Boards with decision-making authority and whose members file financial disclosures with the Ethics Commission.

Overall, appointees from the 10 **largest** budgeted Commissions and Boards are 44% people of color, 43% women, and 21% women of color. Appointees from the 10 **smallest** budgeted Commissions and Boards are 43% people of color, 48% women, and 29% women of color.

Representation for women, women of color, and overall people of color is below parity with the population on both the 10 smallest and 10 largest budgeted bodies. The representation of women and women of color is greater on smaller budgeted policy bodies by 5% and 8%, respectively. The representation of people of color is 1% higher on Commissions and Boards with the largest budgets.

Figure 20: Percent of Women, Women of Color, and People of Color on Commissions and Boards with Largest and Smallest Budgets in Fiscal Year 2020-2021

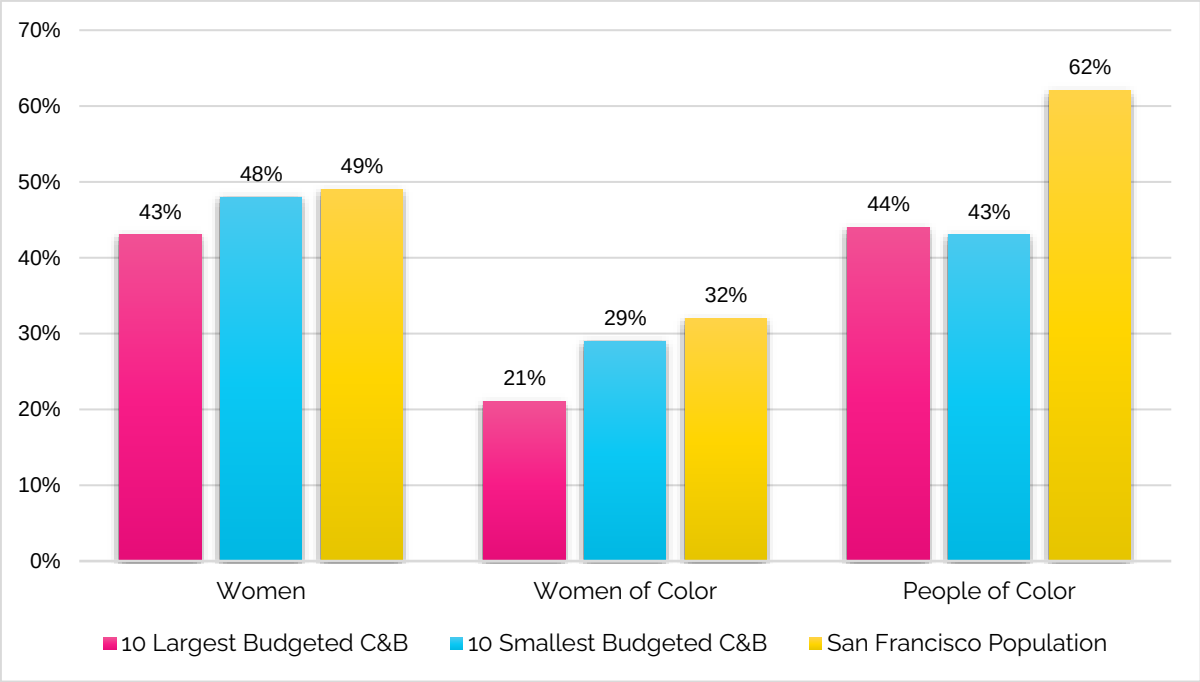

Figure 21: Demographics of Commissions and Boards with Largest Budgets, 2021

Policy Body	FY20-21 Budget	Total Seats	Filled Seats	Response Rate	Women	Women of Color	People of Color
Health Commission	$2.7B	7	7	100%	71%	43%	71%
Public Utilities Commission	$1.43B	5	5	60%	20%	20%	20%
Airport Commission	$1.37B	5	5	100%	40%	0%	40%
MTA Board of Directors and Parking Authority Commission	$1.26B	7	6	50%	33%	33%	50%
Human Services Commission	$604M	5	5	100%	20%	0%	60%
Aging and Adult Services Commission	$435M	7	7	86%	71%	29%	43%
Fire Commission	$414M	5	5	100%	40%	20%	60%
Library Commission	$341B	7	7	100%	71%	43%	71%
Recreation and Park Commission	$231.6M	7	7	43%	29%	14%	29%
Children, Youth, and Their Families Oversight and Advisory Committee	$171.5M	11	7	14%	14%	0%	0%
Total	**$8.9B**	**66**	**61**	**74%**	**58%**	**29%**	**60%**

Figure 22: Demographics of Commissions and Boards with Smallest Budgets, 2021

Policy Body	FY20-21 Budget	Total Seats	Filled Seats	Response Rate	Women	Women of Color	People of Color
Commission on the Status of Women	$9M	7	7	100%	100%	86%	86%
Ethics Commission	$6.5M	5	4	25%	25%	25%	25%
Small Business Commission	$3.5M	7	7	43%	14%	0%	14%
Film Commission	$1.5M	11	11	100%	45%	27%	45%
Civil Service Commission	$1.3M	5	5	100%	60%	20%	40%
Entertainment Commission	$1.2M	7	7	100%	29%	14%	43%
Board of Appeals	$1.2M	5	5	100%	40%	20%	60%
Assessment Appeals Board No.1	$701,348	8	6	100%	50%	0%	17%
Local Agency Formation Commission	$427,685	7	4	50%	50%	50%	50%
Sunshine Ordinance Task Force	$172,373	11	9	89%	56%	44%	44%
Total	**$25.5M**	**73**	**65**	**86%**	**56%**	**35%**	**51%**

H. Comparison of Advisory Body and Commission and Board Demographics

The comparison of the two policy body categories in this section provides another proxy for influence. Commissions and Boards whose members file disclosures of economic interest have greater decision-making authority in San Francisco than Advisory Bodies whose members do not file economic interest disclosures. The percentages of total women, LGBTQIA+ people, people with disabilities, and women of color are larger for total appointees on Advisory Bodies. However, the percentages of Veterans on Commissions and Boards slightly exceeds the percentage on Advisory Bodies, and both Commissions and Boards and Advisory Bodies have 53% people of color.

Figure 23: Demographics of Appointees on Commission and Boards and Advisory Bodies, 2021

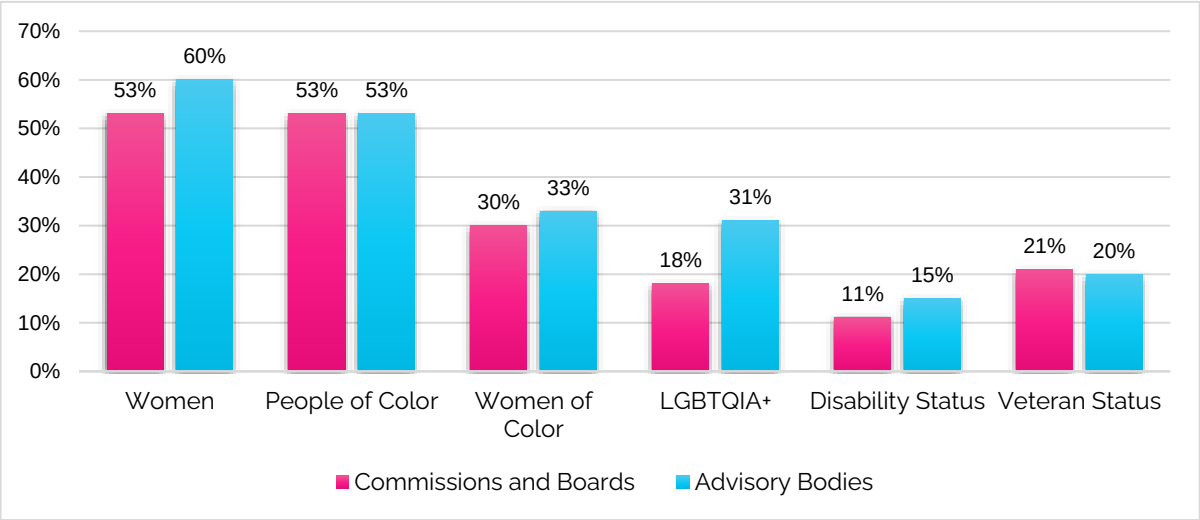

I. Demographics of Mayoral, Supervisorial, and Total Appointees

Figure 24 compares the representation of women, women of color, and people of color for appointments made by the Mayor, Board of Supervisors, and by the total of all approving authorities combined. Mayoral appointments are more diverse, and consist of more women, women of color, and people of color compared to Supervisorial appointments. Mayoral appointments include 60% women, 37% women of color, and 59% people of color, while Supervisorial appointments are 56% women, 36% women of color, and 58% people of color. The total of all approving authorities combined average out at 55% women, 32% women of color, and 54% people of color. This disparity in diversity between Mayoral and Supervisorial appointments may be due in part to the appointment selection process for each authority. The 11-member Board of Supervisors only sees applicants for specific bodies through the 3- member Rules Committee or by designees, stipulated in legislation (e.g., "renter," "landlord," "consumer advocate"), whereas the Mayor typically has the ability to take total appointments into account during selections, and can therefore better address gaps in diversity.

Figure 24: Demographics of Mayoral, Supervisorial, and Total Appointees, 2021

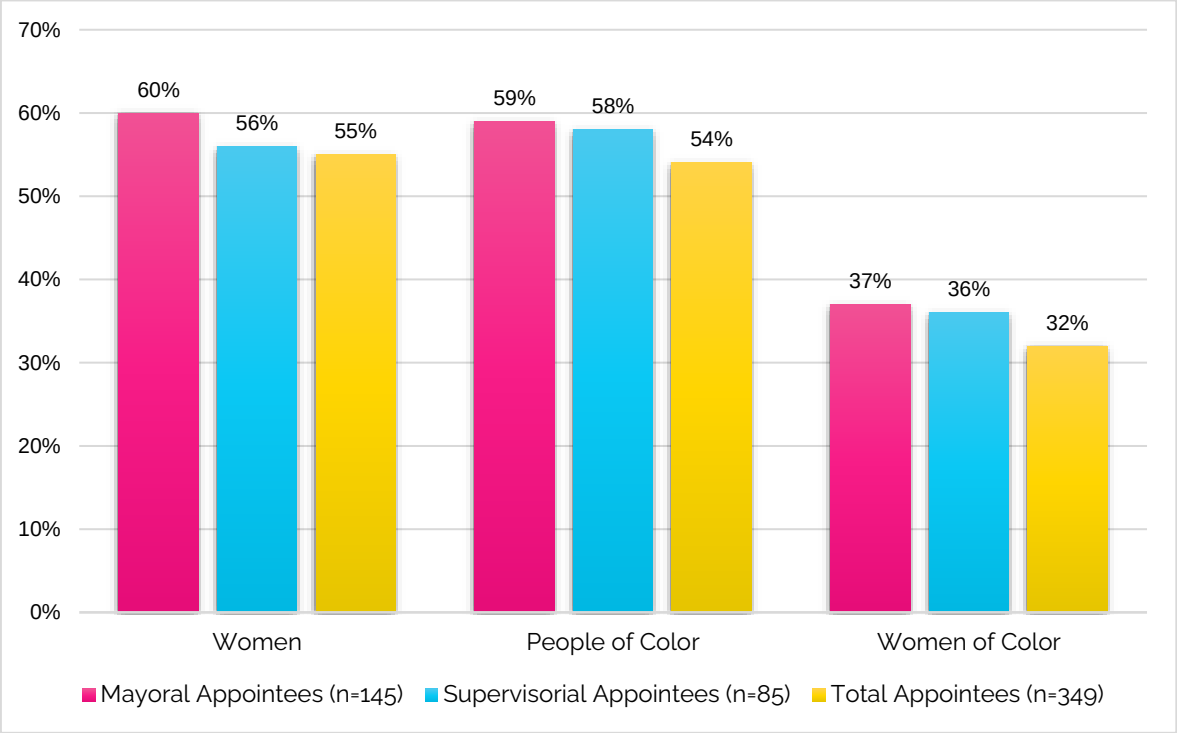

J. Religious Affiliations

The 2021 Gender Analysis Report collected data on religious affiliations to fully examine the demographics and representation of appointees. This is the first-year religious affiliations have been examined. Figure 25 illustrates the religious demographics of appointees, with the largest number of appointees identifying as Christian (30%), and the smallest number of appointees identifying as Hindu (1%) or Muslim (1%).

Figure 25: Religious Affiliations of Appointees, 2021

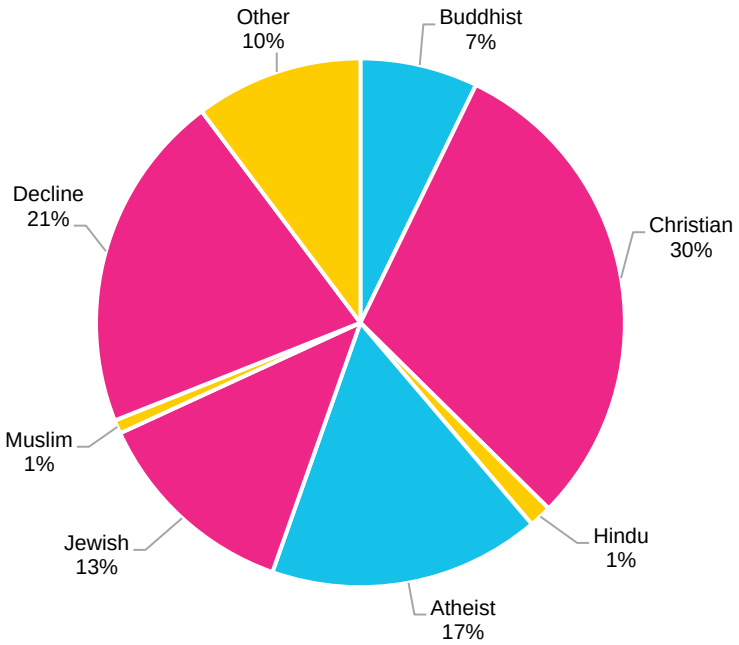

III. Methodology and Limitations

This report focuses on City and County of San Francisco Commissions, Boards, task forces, councils, and committees that have the majority of members appointed by the Mayor and Board of Supervisors and have jurisdiction limited to the City. The 2021 Gender Analysis Report reflects data from the policy bodies that provided information to the Department on the Status of Women through digital survey. Due to the COVID-19 pandemic, the normal outreach method of paper surveys and in-person meetings was unavailable, ultimately leaving all survey outreach and correspondence to be conducted online. Unfortunately, obtaining the data strictly online had a significant negative impact on participation rates. Following initial email outreach, policy bodies were contacted three to five times via email and phone, including two emails to Department Heads from Department on the Status of Women Director, Kimberly Ellis. All possible measures were taken to obtain accurate and complete data. While participation rates are lower than the 2019 Gender Analysis Report, this report features the most diverse individual responses, as well as participation of the largest number of Commission and Boards and Advisory Bodies to date.

Data was requested from 109 policy bodies and acquired from 92 of those bodies, a total of 349 appointees. Comparatively, the 2019 Gender Analysis Report received data from 84 policy bodies (380 Commission and Boards and 389 Advisory Bodies), a total of 741 total appointees. A Commissioner or Board member's gender identity, race/ethnicity, sexual orientation, Disability Status, Veteran Status, or religious affiliations were among data elements collected on a *voluntary* basis. Therefore, responses were incomplete or unavailable for some appointees but are included to the extent possible.

As the fundamental objective of this report is to surface patterns of underrepresentation, every attempt has been made to reflect accurate and complete information in this report. Data for some policy bodies was incomplete, and all appointees who responded were included in the total demographic categories. Only policy bodies with full data on gender and race for all appointees were included in sections comparing demographics of individual bodies. It should be noted that for policy bodies with a small number of members, the change of a single individual greatly impacts the percentages of demographic categories. This should be kept in mind when interpreting these percentages.

Several changes were made to the survey questions since the 2019 Gender Analysis Report with the goal of distinguishing all possible areas of underrepresentation. In addition to updating SOGI (sexual orientation and gender identity) categories to align with the latest classifications used by the Office of Transgender Initiatives, the 2021 Gender Analysis Report expanded its classification of Veteran Status to include individuals with close family members that have served, as opposed to only oneself or their spouse. This addition to Veteran Status was adopted based on feedback from previous reports.

As acquiring data was the biggest limitation of this report, ensuring participation from all policy bodies could significantly improve or further efforts to address underrepresentation. Some methods of guaranteeing participation include surveying all appointees during their initial onboarding training with the City, as well as relying on paper/in-person survey outreach for future reports.

The surveyed policy bodies fall under two categories designated by the San Francisco Office of the City Attorney document entitled List of City Boards, Commissions, and Advisory Bodies Created by Charter, Ordinance, or Statute.[9] This document separates San Francisco policy bodies into two different categories. The first category includes Commissions and Boards with decision-making authority and whose members are required to submit financial disclosures with the Ethics Commission. The second category encompasses Advisory Bodies whose members do not submit financial disclosures with the Ethics Commission. Depending on the analysis criteria in each section of this report, the surveyed policy bodies and appointees are either examined comprehensively as a whole or examined separately in the two categories designated by the Office of the City Attorney.

Data from the U.S. Census American Community Survey 5-Year Estimates provides a comparison to the San Francisco population. Due to census data not being collected during COVID-19, updated demographic information on the general population of San Francisco was not available for years more recent than 2019. Comparisons of 2021 demographic data to data on the San Francisco population reference population data from previous years (2015-2019) and will be noted as such. Figures 26 and 27 in the Appendix display these population estimates by race/ethnicity and gender.

"List of City Boards, Commissions, and Advisory Bodies Created by Charter, Ordinance, or Statute," Office of the City Attorney, https://www.sfcityattorney.org/wp-content/uploads/2016/01/Commission-List-08252017.pdf, (August 25, 2017).

IV. Conclusion

Since the first Gender Analysis of Commissions and Boards in 2007, the representation of women appointees on San Francisco policy bodies has gradually increased. The 2021 Gender Analysis Report finds the percentage of women appointees is 55%, which exceeds the population of women in San Francisco.

When appointee demographics are analyzed by gender and race, the representation of women of color has increased to 32%, which is 4% higher than 2019 representation, matching the San Francisco population. Most notably, underrepresented are individuals identifying as Asian, making up 36% of the San Francisco population but only 26% of appointees, and Latinx-identifying individuals who make up 15% of the population but only 9% of appointees. Additionally, men of color are underrepresented at 21% of appointees relative to their San Francisco population, 31%.

Furthermore, when analyzing the demographic composition of larger and smaller budgeted Commissions and Boards, women of color are underrepresented on Commission and Boards with both the largest and smallest budgets. Women comprise 43% of total appointees on the largest budgeted policy bodies compared to the population of 49%, and women of color comprise 21% of total appointees on the largest budgeted policy bodies, with the San Francisco population at 32%. Comparatively, women are 48% of total appointees on the smallest budgeted policy bodies, and women of color are 29% of appointees. However, the representation of people of color is higher on larger budgeted policy bodies by 1%. People of color make up 44% of appointees on the largest budgeted policy bodies and 43% of appointees on the smallest budgeted policy bodies compared to 54% of total appointees. The San Francisco population of people of color exceeds these percentages at 62%.

In addition to using budget size as a proxy for influence, this report analyzed demographic characteristics of appointees on Commissions and Boards who file disclosures of economic interest and have decision-making authority and appointees on Advisory Bodies who do not file economic interest disclosures. Over half (60%) of appointees on Advisory Bodies are women, while 53% of appointees on Commissions and Boards are women. Ultimately, women comprise a higher percentage of appointees on Advisory Bodies compared to Commissions and Boards.

The 2021 Gender Analysis Report found a relatively high representation of LGBTQIA+ individuals on San Francisco policy bodies. For the appointees that provided LGBTQIA+ identity information, 23% identify as LGBTQIA+ with the largest subset identifying as gay or lesbian (56%), 16% of appointees from the largest budgeted policy bodies identify as LGBTQIA+, and 17% from the smallest budgeted bodies. However, there is a significant difference of LGBTQIA+ representation when comparing Commissions and Boards (18%) and Advisory Bodies (31%). The representation of appointees with disabilities is 13%, slightly exceeding the 12% population. Veterans are highly represented on San Francisco policy bodies at 22% compared to the Veteran population of 2.7%, which could be due to differences in each source's classification of Veteran Status.

Additionally, this report evaluates and compares the representation of women, women of color, and people of color appointees by the Mayor, Board of Supervisors, and by the total of

all approving authorities combined. Mayoral appointees include 60% women, 37% women of color, and 59% people of color, which overall is more diverse by gender and race compared to both Supervisorial appointees and total appointees.

This report is intended to advise the Mayor, Board of Supervisors, and other appointing authorities, as they select appointments to policy bodies for the City and County of San Francisco. In the spirit of the 2008 City Charter Amendment that establishes this biennial Gender Analysis Report requirement and the importance of diversity on San Francisco policy bodies, efforts to address gaps in diversity and inclusion should remain at the forefront when making appointments, in order to accurately reflect the population of San Francisco.

The San Francisco Department on the Status of Women would like to thank the various Policy Body members, Commission secretaries, and Department staff who graciously assisted in collecting demographic data and providing information about their respective policy bodies, particularly Department Interns Charly De Nocker and Brooklynn McPherson for the data collection and analysis of this report.

San Francisco Commission on the Status of Women
President Breanna Zwart
Vice President Dr. Shokooh Miry
Commissioner Sophia Andary
Commissioner Sharon Chung
Commissioner Dr. Anne Moses
Commissioner Dr. Raveena Rihal
Commissioner Ani Rivera

Kimberly Ellis, Director
Department on the Status of Women

This report is available at the San Francisco Department on the Status of Women website, **https://sfgov.org/dosw/gender-analysis-reports.**

City and County of San Francisco
Department on the Status of Women
25 Van Ness Avenue, Suite 240
San Francisco, California 94102
sfgov.org/dosw
dosw@sfgov.org
415.252.2570

Appendix

Figure 26: Policy Body Demographics, 2021

Policy Body*	Total Seats	Filled Seats	FY20-21 Budget	Women	Women of Color	People of Color	Survey Response Rate
Access Appeals Commission	**5**	**5**	**$0**	**20%**	**0%**	**0%**	**100%**
Advisory Committee of Street Artists and Craft Examiners	5	5	$0	20%	20%	20%	20%
African American Reparations Committee	15	15	$0	0%	0%	0%	0%
Aging and Adult Services Commission	**7**	**7**	**$ 435,011,663**	**71%**	**29%**	**43%**	**86%**
Airport Commission	**5**	**5**	**$ 1,370,000,000**	**40%**	**0%**	**40%**	**100%**
Animal Control and Welfare Commission	7	7	$0	29%	14%	29%	43%
Arts Commission	**15**	**14**	**$ 23,762,015**	**79%**	**57%**	**71%**	**100%**
Asian Art Commission	**27**	**26**	**$ 10,200,000**	**50%**	**35%**	**54%**	**81%**
Assessment Appeals Board No.1	**8**	**6**	**$ -**	**50%**	**0%**	**17%**	**100%**
Assessment Appeals Board No.2	**8**	**4**	**$ -**	**0%**	**0%**	**50%**	**100%**
Assessment Appeals Board No.3	**8**	**3**	**$ -**	**0%**	**0%**	**33%**	**67%**
Ballot Simplification Committee	5	4	$0	50%	0%	0%	75%
Bayview Hunters Point Citizens Advisory Committee	12	8	$0	0%	0%	0%	0%
Board of Appeals	**5**	**5**	**$ 1,177,452**	**40%**	**20%**	**60%**	**100%**
Board Of Examiners	**13**	**10**	**$0**	**0%**	**0%**	**40%**	**90%**
Building Inspection Commission	**7**	**6**	**$ 89,600,000**	**33%**	**0%**	**0%**	**50%**
Cannabis Oversight Committee	16	16	$0	19%	31%	38%	25%

Figure 26: Policy Body Demographics, 2021, Continued

Policy Body*	Total Seats	Filled Seats	FY20-21 Budget	Women	Women of Color	People of Color	Survey Response Rate
Central Subway Community Advisory Group	21	14	$0	0%	0%	0%	0%
Children and Families Commission (First 5)	**9**	**8**	**$ 31,019,003**	**75%**	**50%**	**50%**	**75%**
Children, Youth, and Their Families Oversight and Advisory Committee	**11**	**7**	**$ 171,481,507**	**14%**	**0%**	**0%**	**14%**
Citizen's Advisory Committee for the Central Market Street and Tenderloin Area	9	8	$0	0%	0%	0%	0%
Citizen's Committee on Community Development	9	8	$ 27,755,465	63%	50%	50%	63%
Citizens General Obligation Bond Oversight Committee	**9**	**6**	**$0**	**50%**	**0%**	**17%**	**100%**
City Hall Preservation Advisory Commission	5	5	$0	0%	0%	0%	20%
Civil Service Commission	**5**	**5**	**$ 1,286,033**	**60%**	**20%**	**40%**	**100%**
Commission on Community Investment and Infrastructure	7	6	$0	17%	17%	33%	50%
Commission on the Aging Advisory Council	22	14	$0	21%	0%	0%	21%
Commission on the Environment	**7**	**7**	**$0**	**57%**	**29%**	**43%**	**86%**
Commission on the Status of Women	**7**	**7**	**$ 9,089,928**	**100%**	**86%**	**86%**	**100%**
Committee on Information Technology	17	17	$ 22,934,703	12%	0%	6%	18%

Figure 26: Policy Body Demographics, 2021, Continued

Policy Body*	Total Seats	Filled Seats	FY20-21 Budget	Women	Women of Color	People of Color	Survey Response Rate
Elections Commission	**7**	**5**	**$ 69,000**	**60%**	**20%**	**40%**	**100%**
Entertainment Commission	**7**	**7**	**$0**	**29%**	**14%**	**43%**	**100%**
Ethics Commission	**5**	**4**	**$ 6,500,000**	**25%**	**25%**	**25%**	**25%**
Film Commission	**11**	**11**	**$0**	**45%**	**27%**	**45%**	**100%**
Fire Commission	**5**	**5**	**$ 414,360,096**	**40%**	**20%**	**60%**	**100%**
Health Commission	**7**	**7**	**$ 2,700,000,000**	**71%**	**43%**	**71%**	**100%**
Health Service Board	**7**	**7**	**$ 16,500,000**	**14%**	**14%**	**14%**	**43%**
Historic Preservation Commission	**7**	**7**	**$0**	**29%**	**14%**	**14%**	**71%**
Historic Preservation Fund Committee	7	7	$0	0%	0%	0%	0%
Housing Authority Commission	7	5	$ 55,800,000	20%	20%	20%	20%
Human Rights Commission	**11**	**9**	**$ 13,618,732**	**0%**	**0%**	**0%**	**0%**
Human Services Commission	**5**	**5**	**$ 604,412,630**	**20%**	**0%**	**60%**	**100%**
Immigrant Rights Commission	15	14	$0	43%	36%	50%	57%
Juvenile Probation Commission	**7**	**6**	**$0**	**50%**	**33%**	**67%**	**83%**
Library Commission	**7**	**7**	**$ 341,000,000**	**71%**	**43%**	**71%**	**100%**
Local Agency Formation Commission	**7**	**4**	**$ 427,685**	**50%**	**50%**	**50%**	**50%**
Local Homeless Coordinating Board	9	7	$ 54,000,000	0%	0%	0%	0%
Long Term Care Coordinating Council	40	35	$0	9%	3%	6%	14%
Mental Health Board	17	9	$0	0%	0%	0%	0%
MTA Board of Directors and Parking Authority Commission	**7**	**6**	**$ 1,258,700,000**	**33%**	**33%**	**50%**	**50%**

Figure 26: Policy Body Demographics, 2021, Continued

Policy Body*	Total Seats	Filled Seats	FY20-21 Budget	Women	Women of Color	People of Color	Survey Response Rate
Municipal Green Building Task Force	21	21	$0	43%	24%	29%	67%
Municipal Transportation Agency Citizens' Advisory Council	15	13	$0	15%	8%	8%	15%
Office of Early Care and Education Citizens' Advisory Committee	9	9	$0	67%	33%	44%	78%
Paratransit Coordinating Council	40	25	$0	0%	0%	0%	0%
Park, Recreation, and Open Space Advisory Committee	23	19	$0	26%	11%	11%	53%
Planning Commission	**7**	**7**	**$ 62,194,821**	**57%**	**29%**	**43%**	**71%**
Police Commission	**7**	**5**	**$0**	**20%**	**20%**	**80%**	**100%**
Port Commission	**5**	**5**	**$ 125,700,000**	**60%**	**40%**	**40%**	**60%**
Public Utilities Citizen's Advisory Committee	17	14	$0	21%	0%	14%	43%
Public Utilities Commission	**5**	**5**	**$ 1,433,954,907**	**20%**	**20%**	**20%**	**60%**
Public Utilities Rate Fairness Board	**7**	**4**	**$0**	**25%**	**0%**	**25%**	**75%**
Recreation and Park Commission	**7**	**7**	**$ 231,600,000**	**29%**	**14%**	**29%**	**43%**
Reentry Council	7	5	$0	0%	0%	0%	0%
Rent Board Commission	**10**	**10**	**$ 9,381,302**	**10%**	**0%**	**30%**	**60%**
Residential Users Appeal Board	**3**	**2**	**$ 900**	**0%**	**0%**	**0%**	**50%**
Retire Health Care Trust Fund Board	**5**	**5**	**$ 70,000**	**0%**	**0%**	**0%**	**0%**
Retirement System Board	**7**	**7**	**$ 90,000,000**	**14%**	**14%**	**29%**	**57%**
Small Business Commission	**7**	**7**	**$ 3,505,244**	**14%**	**0%**	**14%**	**43%**
SoMa Community Planning Advisory Committee	11	7	$0	0%	0%	0%	0%

Figure 26: Policy Body Demographics, 2021, Continued

Policy Body*	Total Seats	Filled Seats	FY20-21 Budget	Women	Women of Color	People of Color	Survey Response Rate
SoMa Community Stabilization Fund Community Advisory Committee	14	10	$0	0%	0%	10%	10%
Southeast Community Facility Commission	7	7	$0	0%	0%	0%	0%
Sunshine Ordinance Task Force	**11**	**9**	**$0**	**56%**	**44%**	**44%**	**89%**
Sweatfree Procurement Advisory Group	11	6	$0	0%	0%	0%	0%
Transgender Advisory Committee	14	14	$0	0%	0%	21%	36%
Treasure Island Development Authority	**7**	**6**	**$0**	**17%**	**17%**	**33%**	**50%**
Urban Forestry Council	15	14	$0	0%	0%	0%	0%
Veterans Affairs Commission	17	16	$ 150,000	0%	0%	0%	0%
War Memorial Board of Trustees	**11**	**11**	**$ 18,500,000**	**27%**	**18%**	**18%**	**45%**
Workforce Investment Board	**30**	**27**	**$0**	**0%**	**0%**	**0%**	**0%**
Youth Commission	17	17	$0	41%	35%	71%	88%

**Policy Bodies in bold are Commission and Boards, while unbolded bodies are Advisory Bodies.*

Figure 27: San Francisco Population Estimates by Race/Ethnicity and Gender, 2017*

Race/Ethnicity	Total		Female		Male	
	Estimate	Percent	Estimate	Percent	Estimate	Percent
San Francisco County, California	864,263	-	423,630	49%	440,633	51%
White, non-Hispanic or Latino	353,000	38%	161,381	17%	191,619	20%
Asian	295,347	31%	158,762	17%	136,585	15%
Hispanic or Latinx	131,949	14%	62,646	7%	69,303	7%
Some Other Race	64,800	7%	30,174	3%	34,626	4%
Black or African American	45,654	5%	22,311	2.4%	23,343	2.5%
Two or More Races	43,664	5%	21,110	2.2%	22,554	2.4%
Native Hawaiian and Pacific Islander	3,226	0.3%	1,576	0.2%	1,650	0.2%
Native American and Alaska Native	3,306	0.4%	1,589	0.2%	1,717	0.2%

San Francisco Population estimates come from the 2017 and 2018 American Community Survey 5-Year Estimates.

**Due to unavailable updated data on San Francisco population, the data used to represent the San Francisco population is from the 2019 Gender Analysis Report.*

Acknowledgments

The San Francisco Department on the Status of Women would like to thank the various policy body members, commission secretaries, and city staff who graciously assisted in collecting demographic data and providing information about their respective policy bodies. In particular, the Department would like to thank interns Charly De Nocker and Brooklynn McPherson for the data collection and analysis of this report.

San Francisco Commission on the Status of Women
President Breanna Zwart
Vice President Dr. Shokooh Miry
Commissioner Sophia Andary
Commissioner Sharon Chung
Commissioner Dr. Anne Moses
Commissioner Dr. Raveena Rihal
Commissioner Ani Rivera

Kimberly Ellis, Director
Department on the Status of Women

This report is available at the San Francisco Department on the Status of Women website, **https://sfgov.org/dosw/gender-analysis-reports.**

City and County of San Francisco
Department on the Status of Women
25 Van Ness Avenue, Suite 240
San Francisco, California 94102
sfgov.org/dosw
dosw@sfgov.org
415.252.2570

From:	Board of Supervisors (BOS)
To:	BOS-Supervisors; BOS-Legislative Aides
Cc:	Calvillo, Angela (BOS); Somera, Alisa (BOS); Ng, Wilson (BOS); De Asis, Edward (BOS); Mchugh, Eileen (BOS); BOS-Operations; BOS Legislation, (BOS); Young, Victor (BOS)
Subject:	FW: Support the reappointment of Ms. Jennifer Friedenbach to Our City Our Home Commission Seat 8
Date:	Monday, October 27, 2025 11:36:57 AM

Hello,

Please see below for communication from Alliance for A Better District 6 regarding File No. 251023.

> **File No. 251023:** Hearing to consider appointing four members, terms ending April 22, 2027, to the Our City, Our Home Oversight Committee.

Sincerely,

Joe Adkins
Office of the Clerk of the Board
San Francisco Board of Supervisors
1 Dr. Carlton B. Goodlett Place, Room 244
San Francisco, CA 94102
Phone: (415) 554-5184 | Fax: (415) 554-5163
board.of.supervisors@sfgov.org | www.sfbos.org

From: Michael Nulty <sf_district6@yahoo.com>
Sent: Thursday, October 23, 2025 4:30 PM
To: Walton, Shamann (BOS) <shamann.walton@sfgov.org>; Mandelman, Rafael (BOS) <rafael.mandelman@sfgov.org>; Sherrill, Stephen (BOS) <stephen.sherrill@sfgov.org>; Dorsey, Matt (BOS) <matt.dorsey@sfgov.org>
Cc: Board of Supervisors (BOS) <board.of.supervisors@sfgov.org>
Subject: Support the reappointment of Ms. Jennifer Friedenbach to Our City Our Home Commission Seat 8

This message is from outside the City email system. Do not open links or attachments from untrusted sources.

Dear Supervisor,

Alliance for a Better District 6 is reaching out to express our unwavering support for the reappointment of Ms. Jennifer Friedenbach, who presently occupies Seat 8 on the Our City Our Home Commission. As you are undoubtedly aware, Jennifer was not only instrumental in the creation of Prop C, Our City Our Home, but she has also consistently proven to be one of the most effective and engaged members of the commission, dedicating countless hours to the betterment of our city.

Her tireless efforts have resulted in over 5,000 individuals being housed, which includes an impressive 1,700 children who now have a stable place to call home. Additionally, she has made significant strides in diversifying the shelter system, thereby allowing for the accommodation of an additional 4,000 people who previously lacked access to essential services. Furthermore, she has greatly enhanced behavioral health services, successfully benefiting over 16,000 new clients who are in dire need of support.

Ms. Friedenbach's influence through the Prop C Committee has also been nothing short of remarkable. She has a keen ability to pinpoint deficiencies within the system and has successfully enacted meaningful changes to address these issues. For instance, there has been a notable lack of treatment options available for women, Spanish-speaking individuals, and members of the transgender community. With her leadership, she has garnered critical support from the Department of Public Health, leading to the establishment of new programs that directly address these treatment gaps and provide necessary resources for these underserved populations.

Her dedication to this cause is evident as she diligently analyzes data, incorporates diverse viewpoints, and fosters consensus on effective solutions that truly reflect the needs of our community. Ms. Friedenbach has cultivated positive relationships with a wide array of stakeholders, including community members, service providers, legislators, and city officials. She actively listens to and addresses their needs and concerns, ensuring that every voice is heard and considered in the decision-making process. She uniquely combines insights gained from her interactions with unhoused individuals and maintains ongoing communication with frontline homeless service providers, creating a feedback loop that enhances the effectiveness of our programs.

Her efforts have significantly shifted the landscape of homelessness in San Francisco; without her invaluable contributions, our city would be facing an alarming increase of 30-50% in homelessness. It is essential to recognize that Prop C would not have been possible without her unwavering involvement and steadfast commitment to this critical issue.

The greatness of San Francisco is attributable to the hard work and dedication of passionate individuals like Ms. Friedenbach, who embody the spirit of civic engagement and public service. It is crucial to acknowledge and act upon such exemplary civic participation that has a profound impact on the lives of so many. The Board of Supervisors should reconsider the removal of citizen participants who are making a substantial difference in our community. Ms. Friedenbach deserves not only recognition but also the opportunity to continue her vital work through reappointment.

Thank you for your attention to this important matter.

Michael Nulty
Executive Director
Alliance for A Better District 6

Co-President
Central City Democrats

Co-Ordinator
North of Market Business Association

Co-Ordinator
Tenderloin Futures Collaborative

Board of Directors
Veterans Alley Mural Project, Inc.

Michael Nulty

P.O. Box 420782
San Francisco, CA 94142-0782
(415) 339-8327 - Direct
(415) 339-8779 - Alliance for a Better District 6
(415) 339-8683 - Central City Democrats
(415) 937-1289 - North of Market Business Association
(415) 820-1412 - Tenderloin Futures Collaborative
http://abd6.cfsites.org/