

File No. 140485

Committee Item No. 1

Board Item No. _____

COMMITTEE/BOARD OF SUPERVISORS

AGENDA PACKET CONTENTS LIST

Committee: Land Use and Economic Development Date June 16, 2014

Board of Supervisors Meeting Date _____

Cmte Board

- | | | |
|-------------------------------------|--------------------------|--|
| <input type="checkbox"/> | <input type="checkbox"/> | Motion |
| <input type="checkbox"/> | <input type="checkbox"/> | Resolution |
| <input checked="" type="checkbox"/> | <input type="checkbox"/> | Ordinance |
| <input checked="" type="checkbox"/> | <input type="checkbox"/> | Legislative Digest |
| <input type="checkbox"/> | <input type="checkbox"/> | Budget and Legislative Analyst Report |
| <input type="checkbox"/> | <input type="checkbox"/> | Youth Commission Report |
| <input type="checkbox"/> | <input type="checkbox"/> | Introduction Form |
| <input checked="" type="checkbox"/> | <input type="checkbox"/> | Department/Agency Cover Letter and/or Report |
| <input type="checkbox"/> | <input type="checkbox"/> | MOU |
| <input type="checkbox"/> | <input type="checkbox"/> | Grant Information Form |
| <input type="checkbox"/> | <input type="checkbox"/> | Grant Budget |
| <input type="checkbox"/> | <input type="checkbox"/> | Subcontract Budget |
| <input checked="" type="checkbox"/> | <input type="checkbox"/> | Contract/Agreement |
| <input type="checkbox"/> | <input type="checkbox"/> | Form 126 – Ethics Commission |
| <input type="checkbox"/> | <input type="checkbox"/> | Award Letter |
| <input type="checkbox"/> | <input type="checkbox"/> | Application |
| <input type="checkbox"/> | <input type="checkbox"/> | Public Correspondence |

OTHER (Use back side if additional space is needed)

<input type="checkbox"/>	<input type="checkbox"/>	_____
<input type="checkbox"/>	<input type="checkbox"/>	_____
<input type="checkbox"/>	<input type="checkbox"/>	_____
<input type="checkbox"/>	<input type="checkbox"/>	_____
<input type="checkbox"/>	<input type="checkbox"/>	_____

Completed by: Andrea Ausberry Date June 12, 2014

Completed by: _____ Date _____

1 [Interconnection Agreement - Pacific Gas and Electric Company - Solar Project - 850
2 Columbus Avenue]

3 **Ordinance authorizing the Public Utilities Commission's General Manager to enter into**
4 **a long-term interconnection agreement with Pacific Gas and Electric Company for a**
5 **solar power project at the North Beach Branch Library at 850 Columbus Avenue, to**
6 **commence following Board approval and continue indefinitely unless terminated;**
7 **authorizing the Public Utilities Commission's General Manager to enter into similar**
8 **long-term interconnection agreements in the future; and making environmental**
9 **findings and findings of consistency with the General Plan, and the eight priority**
10 **policies of Planning Code, Section 101.1.**

11
12 **NOTE:** **Unchanged Code text and uncodified text** are in plain Arial font.
13 **Additions to Codes** are in *single-underline italics Times New Roman font*.
14 **Deletions to Codes** are in ~~*italics Times New Roman font*~~.
15 **Board amendment additions** are in double-underlined Arial font.
16 **Board amendment deletions** are in ~~Arial font~~.
17 **Asterisks (* * * *)** indicate the omission of unchanged Code
18 subsections or parts of tables.

19 Be it ordained by the People of the City and County of San Francisco:

20 Section 1. Findings.

21 The Board of Supervisors hereby finds and declares that:

22 (a) In Ordinance No. 81-08, the Board of Supervisors articulated a goal for the City
23 and County of San Francisco ("City") to have a greenhouse gas free electric system by 2030,
24 meeting all of the City's energy needs with renewable and greenhouse gas free electric
25 energy sources.

1 (b) The San Francisco Public Utilities Commission ("PUC") is responsible for
2 developing renewable energy generating facilities for the City.

3 (c) In 2004, the PUC and the San Francisco Public Library ("Library") entered into a
4 memorandum of understanding to build solar power projects at certain branch libraries where
5 feasible.

6 (d) In March 2014, the PUC executed a letter of agreement with the Department of
7 Public Works for the construction of an 11.5 kilowatt solar power project at the North Beach
8 Branch Library at 850 Columbus Avenue (the "Project").

9 (e) Funding for the Project was included in the PUC's capital plan for small renewable
10 energy projects.

11 (f) The Project is nearly complete, and the PUC expects that the Project may begin
12 generating electricity as soon as mid-May, upon execution of an interconnection agreement
13 with Pacific Gas and Electric Company ("PG&E").

14 (g) The PUC must enter into a generating facility interconnection agreement
15 ("Agreement") with PG&E to connect the Project to the electrical grid.

16 (h) The Board of Supervisors approved similar interconnection agreements between
17 the City and PG&E for other on-site solar photovoltaic systems, in Resolution Nos. 554-07
18 (San Francisco International Airport Terminal 3), 441-11 (MUNI Woods Motor Coach Facility),
19 374-12 (Alvarado Elementary School), 371-13 (Municipal Transportation Agency building at
20 700 Pennsylvania Avenue), and 008-14 (Davies Symphony Hall).

21 (i) The PUC expects to complete up to 12 similar solar projects in the next three years
22 and will need to execute similar form interconnection agreements to connect these future
23 projects to PG&E's electrical grid.

24
25 Section 2. Interconnection Agreement.

1 (a) The Agreement for the Project is based on a PG&E form agreement approved by
2 the California Public Utilities Commission.

3 (b) The term of the Agreement is of an indefinite duration to ensure that the Project
4 can remain interconnected to PG&E's electrical system for its useful life, which is expected to
5 exceed ten years.

6 (c) The Agreement is subject to termination by the City for any reason upon 60 days
7 notice.

8 (d) The City Attorney has approved the limitation of liability language set forth in
9 section 7 of the Agreement.

10 (e) The Risk Manager has approved the insurance language set forth in section 8 of
11 the Agreement and has provided to PG&E a letter certifying that the City is self-insured and
12 describing the terms of the City's self-insurance program.

13 (f) The terms and conditions of the Agreement do not require the payment of any fees
14 or costs by the City to PG&E.

15 (g) The Agreement is on file with the Clerk of the Board of Supervisors in File No.
16 140485, and is hereby declared to be a part of this ordinance as if set forth fully herein.

17
18 Section 3. Environmental Review.

19 The Board hereby re-adopts and incorporates by reference the environmental findings
20 and findings of consistency with the General Plan and Planning Code Section 101.1 it made in
21 Ordinance No. 102-11, Board File No. 110312 concerning the North Beach Branch Library
22 project. Since the Board approved the Project and made California Environmental Quality Act
23 findings, the Board continues to find that there have been no substantial changes to the
24 Project that would require major revisions to the Final Environmental Impact Report ("EIR") or
25 result in new or substantially more severe significant environmental impacts that were not

1 evaluated in the Final EIR; no substantial changes in circumstances have occurred that would
2 require major revisions to the Final EIR or result in new or substantially more severe
3 significant environmental impacts that were not evaluated in the Final EIR; no new information
4 has become available that was not known and could not have been known at the time the
5 Final EIR was certified as complete and that would result in new or substantially more severe
6 significant environmental impacts not evaluated in the Final EIR; and no mitigation measures
7 or alternatives previously found infeasible would be feasible or mitigation measures or
8 alternatives considerably different than those analyzed in the Final EIR would substantially
9 reduce significant environmental impacts, but the project proponent declines to adopt them.
10

11 Section 4. Authorizations.

12 (a) The Board of Supervisors authorizes the General Manager of the PUC to enter
13 into the Agreement with PG&E for interconnection of the Project at the North Beach Branch
14 Library at 850 Columbus Avenue, substantially in the form of the Agreement on file with the
15 Clerk of the Board of Supervisors in File No. 140485, with such changes or modifications,
16 including modifications to the exhibits, as may be acceptable to the General Manager and the
17 City Attorney and which do not materially increase the obligations and liabilities of the City.

18 (b) The Board of Supervisors authorizes the General Manager of the PUC to execute
19 similar generating facility interconnection agreements with PG&E that are necessary to
20 connect other City renewable projects to the electrical grid, so long as the City Attorney and
21 the General Manager determine that those agreements are for the same purpose as and
22 substantially in the form of the Agreement on file with the Clerk of the Board of Supervisors in
23 File No. 140485, and that those agreements do not materially increase the obligations and
24 liabilities nor decrease the rights of the City.
25


1 (c) Upon execution of the Agreement, the General Manager of the PUC shall transmit
2 a copy of the Agreement to the Clerk of the Board of Supervisors for inclusion in File No.
3 140485.

4
5 Section 5. Effective Date.

6 This ordinance shall become effective when the Mayor signs the ordinance, the Mayor
7 returns the ordinance unsigned or does not sign the ordinance within ten days of receiving it,
8 or the Board of Supervisors overrides the Mayor's veto of the ordinance.

9
10 APPROVED AS TO FORM:
11 DENNIS J. HERRERA, City Attorney

12 By:


13 AUSTIN M. YANG
Deputy City Attorney

14 n:\leganas2014\1400492\00923022.docx

LEGISLATIVE DIGEST

[Interconnection Agreement - Pacific Gas and Electric Company - Solar Project - 850 Columbus Avenue]

Ordinance authorizing the Public Utilities Commission's General Manager to enter into a long-term interconnection agreement with Pacific Gas and Electric Company for a solar power project at the North Beach Branch Library at 850 Columbus Avenue, to commence following Board approval and continue indefinitely unless terminated; authorizing the Public Utilities Commission's General Manager to enter into similar long-term interconnection agreements in the future; and making environmental findings and findings of consistency with the General Plan, and the eight priority policies of Planning Code, Section 101.1.

Existing Law

Section 9.118(b) of the Charter requires approval by the Board of Supervisors for agreements with a term longer than ten years.

Amendments to Current Law

This ordinance will not amend any current law.

Background Information

The Public Utilities Commission ("PUC") has built an 11.5 kilowatt roof-top solar power project at the North Beach Branch Library, located at 850 Columbus Avenue. In order to make use of the renewable generation from the project, the City must execute a long-term interconnection agreement with Pacific Gas and Electric ("PG&E"). This agreement is a form agreement pre-approved by the California Public Utilities Commission. The term of the interconnection agreement is for the useful life of the solar power facility, which is expected to exceed ten years.

In addition, the PUC expects to complete up to 12 similar projects in the next three years. The PUC will need to execute similar form interconnection agreements to connect these future projects to PG&E's electrical grid.

This ordinance authorizes the General Manager of the PUC to execute this agreement and other similar agreements in the future, so long as those future agreements are not materially different from this agreement, and the General Manager and the City Attorney determine that the agreements are for the same purpose as and substantially in the same form of this agreement.

MEMORANDUM OF UNDERSTANDING

REGARDING

SOLAR POWER PROJECTS

BETWEEN

SAN FRANCISCO
PUBLIC UTILITIES COMMISSION'S
HETCH HETCHY WATER AND POWER

AND

SAN FRANCISCO PUBLIC LIBRARY

FINAL

OCTOBER 12, 2004

INTRODUCTION

Hetch Hetchy Water and Power (HHWP) of the San Francisco Public Utilities Commission ("SFPUC") wishes to locate photovoltaic panels ("SPPs") on the roofs of two San Francisco Public Library (SFPL) branch library buildings. Electricity generated from the SPPs will be delivered directly to the library buildings on which they are situated to offset electricity otherwise delivered to these buildings from HHWP. The purpose of the project is to help meet the City's goal of reducing the need for fossil fuel generated electricity in San Francisco.

This MOU has no effect on the electrical rates that SFPL pays to HHWP. HHWP will meter the electric output of the solar panels and charge SFPL the same rate as HHWP would otherwise charge SFPL for municipal electric power. HHWP will be responsible for all installation/construction, operations, maintenance and decommissioning of the SPPs. The SFPL shall provide reasonable access to HHWP for these purposes.

1. SCOPE OF AGREEMENT

HHWP and SFPL enter into this Memorandum of Understanding (MOU) regarding procedures and responsibilities for the installation/construction, operation, maintenance, and decommissioning of the Solar Power Projects (SPPs) at Chinatown Branch Library, 1135 Powell Street, and Presidio Branch Library, 3150 Sacramento Street (together referred to as "the Facilities").

2. OWNERSHIP AND CONTROL

The SPPs are owned by the City and County of San Francisco and under the control of HHWP. The SPPs consist of the photovoltaic panels, all associated electrical equipment, connections, relays, wiring, and conduit including, but not limited to, wiring and conduit between the SPPs and the Facilities' electrical mains.

3. FINANCIAL AGREEMENT

HHWP will provide voter approved project financing for purchase of the photovoltaic panels, the meters measuring the output of the SPPs, the electrical wiring and conduit between the SPPs and the facilities' electrical mains, the installation/construction, all associated operation, maintenance, and decommissioning of the SPPs.

4. CONTINUANCE OF ELECTRICITY SUPPLY AND RATE

This MOU does not affect or alter the rights or obligation of SFPL to receive municipal power from HHWP or to pay HHWP for electricity use for the Facilities. Power generated by SPPs shall be connected to Facilities' electrical system. SFPL will be responsible to pay for electricity that the Facilities use, including the electricity produced by the SPPs, at HHWP'S retail electricity rate for general obligation departments.

5. OPERATION AND MAINTENANCE

Operation and maintenance of the SPPs is the sole responsibility of HHWP for the life of the systems. HHWP shall be solely responsible for metering the electricity produced and used by the Facilities. HHWP shall be responsible for repairing all SPP equipment. Should SFPL agree to perform any repairs to the SPPs, HHWP shall reimburse SFPL for all costs directly associated with the repairs. In the event that the installation/construction, operation, maintenance or decommissioning of the SPPs causes damage to the electrical systems of either or both Facilities, HHWP shall undertake and pay for repairs.

A. Removal of SPPs

HHWP may, in its sole discretion, remove the SPPs from either or both Facilities. HHWP shall notify SFPL at least thirty (30) days notice in advance of removal.

B. Electrical Service Disruption

1. By HHWP

HHWP anticipates that it will not need to shut down electrical service at the Facilities at any time for the installation/construction, operation, maintenance or decommissioning of the SPPs. Nevertheless, should a shutdown be required, HHWP shall coordinate with SFPL at least ten (10) working days in advance of any planned shutdown. In the event of an unplanned or emergency shutdown, HHWP shall provide SFPL as much notice as possible. In all cases, HHWP shall, to the best of its ability, schedule necessary power disruptions to minimize the impact of the disruption on the delivery of library services.

2. By SFPL

In the event that SFPL needs to shut down its electrical service at either or both Facilities, SFPL shall provide HHWP as much advance notice as possible, given the circumstances. For planned shutdowns, SFPL shall provide HHWP with at least ten (10) working day notice. In the event of an unplanned or emergency shutdown, SFPL shall notify HHWP as soon as possible.

C. Scheduling Maintenance or Other Work

Except as otherwise agreed by SFPL, SPP maintenance or other work covered by this MOU shall occur during the Facilities' open hours. HHWP and/or its contractor(s) shall notify SFPL at least three working days prior to undertaking nonemergency work, including maintenance, on the SPPs.

6. SECURITY

SFPL shall provide the same level of security for the SPPs as it otherwise provides at each Facility. SFPL shall report any suspicious activities regarding the SPPs to the San Francisco Police Department and HHWP.

7. ACCESS TO FACILITY

SFPL shall allow HHWP and its contractors access to the Facilities for the performance of its obligations under this MOU. SFPL shall provide two brass keys to HHWP as follows: (1) brass key for the use of HHWP, and (1) brass key for the use of its contractor(s). To the maximum extent possible, HHWP shall access the SPPs during normal operating hours of the Facilities. If HHWP requires access for itself or its contractor(s) at other times, HHWP shall notify SFPL as soon as possible.

8. EMERGENCY USE

In the event of an emergency which results in the loss of stable power to either or both Facilities, SFPL may take over operation of the SPPs until HHWP provides further instructions. SFPL or HHWP must turn off the SPPs during a power outage in order to protect PG&E's workers. SFPL reserves the right to shutdown the SPPs at any time if SFPL, in its sole discretion, concludes that continued operation of the SPPs poses an actual or imminent safety and/or health concern. SFPL shall notify HHWP of any such shutdown prior to such shutdown or, if that is not reasonable under the circumstances, then as soon after the shutdown as possible.

9. HAZARDOUS MATERIALS

A. Environmental Hazards

HHWP shall be responsible for monitoring and mitigating all potential environmental hazards associated with the installation/construction, operation, maintenance and/or decommissioning of the SPPs. HHWP shall at all times assure compliance with all applicable Federal, State, and local regulations in the installation/construction, operation, maintenance and/or decommissioning of the SPPs. HHWP shall assure that all Material Safety Data Sheets (MSDS), spill kits, monitoring and alarms systems are installed, available, and functional. HHWP shall provide and complete, or cause its contractor(s) to provide and complete all manifests for disposal.

10. COMPLIANCE WITH THE CONSTRUCTION AGREEMENT

HHWP shall be responsible for enforcing all terms and conditions of the Construction Agreement between the City and County of San Francisco and the contractor(s) for the installation/construction of the SPPs ("Construction Agreement"). HHWP shall pay for all costs associated with the Construction Agreement, as specified therein, to the satisfaction of the letter and intent of the contract. SFPL shall notify HHWP of items of non-compliance known to SFPL.

11. CONVERSION TO THE SAN FRANCISCO PUBLIC LIBRARY

At the request of SFPL, HHWP shall transfer ownership of the SPPs to SFPL by separate agreement.

12. PERMITS

HHWP or its contractor shall obtain and pay for all permits required by the government and regulatory agencies for the installation/construction, operation, maintenance and/or decommissioning of the SPPs.

13. STRUCTURAL ANALYSIS

SFPL agrees to provide any existing single-line diagrams of the Facilities' roofs and electrical systems to aid HHWP in the design and installation of the SPPs.

HHWP or its contractor, shall provide SFPL a structural analysis of the Facilities prior to installation/construction of the SPPs. SFPL shall have the right to refuse installation of SPPs on the Facilities, or either of them, based on the findings in the structural analyses.

14. SITE SAFETY AND HEALTH REQUIREMENTS

All employees or agents of HHWP and/or its contractor(s) shall comply with SFPL's safety and health requirements, including Lock Out-Tag Out and Confined Space Entry procedures. SFPL shall provide a full listing of such safety and health requirements. The San Francisco Public Utilities Commission periodically updates and adopts new procedures in response and anticipation of safety and health concerns and/or regulations. HHWP and contractor staff shall also comply with all safety and health requirements that have been and will be adopted by SFPUC.

15. VISUAL IMPACT OF SPPs

HHWP and SFPL anticipate that the placement of SPPs on the Facilities' roofs will not have a negative visual impact at either Facility. HHWP will place the photovoltaic panels temporarily on each roof for at least a week to test their visual impact, if any, prior to permanently installing the SPPs. SFPL reserves the right to reject either or both SPPs if, in SFPL's sole discretion, SFPL concludes that the SPPs creates an unacceptable visual impact.

16. WEB PAGE

SPPs' electricity usage meters will be connected to a IP address that will be maintained by HHWP or its contractor(s). A web page showing the SPPs' energy production, energy use and/or wind speed will be posted on the Internet. SFPL shall create a link to the SPPS web page on the SFPL website .

17. DAMAGE/DISRUPTION TO EXISTING SAN FRANCISCO PUBLIC LIBRARY'S FACILITIES

HHWP shall be responsible for repairing any and all damage caused to the Facilities due to the installation/construction, operation, maintenance and/or decommissioning of the SPPs. SFPL shall notify HHWP of any damage to SFPL buildings or equipment caused by the SPPs. HHWP and/or its contractor(s) shall notify SFPL as soon as possible upon discovering damage caused to the Facilities, or either of them, due to the installation/construction, operation, maintenance and/or decommissioning of the SPPs.

18. TRAINING

HHWP itself or through its contractor(s) or other agents shall train SFPL staff in the normal and emergency operation of the SPPs. HHWP may utilize any appropriate, effective methods to provide this training. HHWP shall coordinate with SFPL to schedule the training. HHWP acknowledges that SFPL staffing schedules may require more than one training session for the same curriculum.

19. MODIFICATIONS TO SPPs

Should the SPPs be modified during or after the execution of the Construction Agreement, HHWP shall provide updated "as-built" drawings, programming, and operation and maintenance manuals to SFPL. SFPL and HHWP shall each have the right to preapprove any contemplated modification, which approval shall not be unreasonably withheld. Except where SFPL has the right of preapproval, SFPL shall pay all consultant and construction costs to for modifications requested by SFPL that are not included in the Construction Agreement.

20. ROOF REPAIRS OR OTHER SFPL CONSTRUCTION


SFPL shall notify HHWP at least sixty (60) days prior to any planned roof repair or other construction that may impact the SPPs on the Facilities, or either of them. In such case, HHWP shall remove the SPPs at HHWP's costs. Thereafter HHWP may either reinstall the SPP at the same Facility after the roof work or other construction or decommission the SPP, subject to the the requirements set forth in Section 3 and 5 of this MOU.

21. PUBLICITY


HHWP shall coordinate with SFPL concerning all publicity and public notifications regarding the SPPs and the Solar Power Project. SFPL shall have the right to approve any publicity generated by HHWP related to the SPPs at the Facilities.

22. MODIFICATIONS TO MEMORANDUM OF UNDERSTANDING


Any modifications made to this Memorandum of Understanding shall be made in writing and approved by SFPUC Assistant General Manager for Power Policy, the City Librarian, and the Director of Property, or their designees.



Susan Leal General Manager, San Francisco Public Utilities Commission Date



Paul Underwood, Acting City Librarian 10-13-04
Date



Steve Legnito, Director of Property 10/22/04
Date



LETTER OF AGREEMENT BETWEEN
SAN FRANCISCO PUBLIC UTILITIES COMMISSION /
POWER ENTERPRISE
AND
THE DEPARTMENT OF PUBLIC WORKS /
BUREAU OF BUILDING REPAIR
FOR
NORTH BEACH LIBRARY
11.5 kW SOLAR ELECTRIC PROJECT

This LETTER OF AGREEMENT (LOA) between the SAN FRANCISCO PUBLIC UTILITIES COMMISSION'S POWER ENTERPRISE (**POWER**), and the DEPARTMENT OF PUBLIC WORKS BUREAU OF BUILDING REPAIR (**DPW/BBR**), formalizes the roles and responsibilities, project scopes, costs, and other terms associated with the CONSTRUCTION SERVICES to be provided by DPW/BBR to POWER for the above named project.

The purpose of this LOA is for POWER to secure project management, construction, and procurement services from DPW/BBR to support the construction phase of the project as is further defined below, for the 11.5 kW solar electric project to be located at the North Beach Library (NBL). DPW/BBR shall become the construction entity on behalf of the project owner, POWER.

RECITALS

The "North Beach Library Solar Electric Project" is a clean distributed generation resource to be developed on NBL's property; promoting sustainability and good stewardship of our resources. This project will put to good use the available roof space at NBL to generate cost effective renewable energy in accordance with the Mayor's Executive Directive 05-107 (Roof Tops for Municipal Solar), dated October 26, 2005.

The resulting renewable greenhouse gas-free electric energy will serve the City's municipal loads as served by POWER.

And whereas,

1. POWER oversees energy policy and energy trading and strives to increase the City's Renewables Portfolio Standard (RPS) qualifying energy generation; and, as such, typically funds, develops, and owns renewable generation projects, and;
2. POWER has, at the date of execution of this LOA, sufficient funding in place to cover project development, design engineering, and construction.
3. Whereas the essence of the agreement between DPW/BBR and POWER is:
 - a. POWER will fully fund the solar electric plant.
 - b. POWER will plan, design, permit, and provide project engineering support for the project.
 - c. DPW/BBR will perform all aspects of the construction of the project.
 - d. POWER shall retain ownership of the project, and the energy benefits, i.e. capacity, energy, and renewable energy certificates, per the Memorandum

Edwin M. Lee
Mayor

Vince Courtney
President

Ann Moller Caen
Vice President

Francesca Victor
Commissioner

Anson Moran
Commissioner

Art Torres
Commissioner

Harlan L. Kelly, Jr.
General Manager



of Understanding (MOU) between the San Francisco Public Utilities
Commission (SFPUC) and the San Francisco Public Library (SFPL).

ROLES AND RESPONSIBILITIES OF PARTIES

Roles and responsibilities of the parties shall be in accordance with the Project Scope of Services (see **Attachment A -- Scope of Services**, February 27, 2014). Attachment A spells out the detailed plan for the project.

More generally,

- SFPUC shall be considered the Project Owner, and Power the Project Manager, and shall perform design engineering, permitting, and project engineering support.
- NBL shall be considered the Host with its primary focus on design and construction activity approval.
- DPW/BBR shall be considered the General Contractor for construction, with assistance from POWER in providing project engineering and technical support.

SCOPES OF WORK AND BUDGETS

The Cost for DPW/BBR construction services to be provided herein shall not exceed \$74,281.36. The services are explained, estimated, and itemized per **DPW/BBR Service Order – 437110 (Attachment B)** and are based on the Scope of Services document, Attachment A. Any change orders to the cost proposal, as submitted by DPW/BBR, shall be reviewed and approved by POWER prior to any work being performed. DPW/BBR shall submit its Change Order Request with the scope of services described, cost estimate, and reason for change or deviation from the original scope of work.

POWER may also submit a Change Order Request to DPW/BBR for work requested by POWER which is a change from the base scope of work. DPW/BBR will submit its proposal for this requested change with cost, schedule, and other information to POWER for approval prior to proceeding with the work.

TERM

This LOA shall become effective on the date of execution by all parties. Termination of this LOA shall be upon the completion of the solar electric plant and project acceptance by POWER as defined in the Scopes of Services, Attachment A.

MISCELLANEOUS

A. Communication: The parties shall communicate at all times to support the work effectiveness of the project team. A POWER and DPW/BBR organization chart and a list of all staff / project team personnel with roles and contact information shall be developed at the start of the work and updated as necessary.

Routine progress reports shall be shared and project and progress meetings held.

B. Documentation Control: DPW/BBR shall follow typical POWER documentation control procedures and requirements in the execution of this work. Details will be worked out between the parties at the beginning of the project.

C. Payment: SFPUC will establish an interdepartmental reallocation for the project based on the following payment schedule:


- a. Project Initiation (Executed LOA) 50% Contract Labor Value and 100% Materials and Equipment Rental Value
- b. Payment #2 – 50% Contract Value due at 50% completion of the Work
Changes in cost shall be approved prior to any work being performed. DPW/BBR shall provide bi-weekly project reports covering labor hours expended to date, tasks accomplished, costs expended, and updated schedule. DPW/BBR shall charge to that account as needed. However, should the project work stop or be canceled by POWER, POWER may request DPW/BBR to itemize and calculate actual work completed, and reimburse POWER the unspent balance whether or not remaining in the project reallocation index fund.

D. Notices: All notices and principal communications shall be directed to the following:


SFPUC -- Power Enterprise:
Jamie Seidel, Project Manager
SFPUC – Power Enterprise
525 Golden Gate Avenue, 7th Floor
San Francisco, CA 94103


DPW/ BBR:
Sue Black, Superintendent
DPW/BBR
2323 Cesar Chavez Street
San Francisco, CA 94124

ACCEPTED:



SFPUC Power Enterprise, Barbara Hale, Assistant General Manager Date 3/11/14

DPW/BBR, Sue Black, Superintendent  Date 3/14/14



**Department of Public Works
Operations**

ATTACHMENT B



Estimate Report (Detail): Service Order 437110
Internal Report Name: Estimate_Detail_Phase

Date Sent
Valid Until
Status DPW Lead Approved
Project Name SFPL North Beach Branch Solar Panel Install. Estimate
Project Location Facility Not Listed (route to DPW-BBR)

Requester's Dept PUC
Requested By Jaime Seidel 554-1537
Site Contact

Estimator
Bureau Lead
DPW Lead JOSE CHAVEZ
Maintenance Dept DPW-BBR

Priority 4 - Non Urgent
Problem Code Electrical Issue
Request Start Date

SCOPE OF WORK

- City & County of San Francisco Department of Public Works Site Location: North Beach Library PV Project DPW BBR Electric Shop: 1. Furnish and Install conduits per AEPCC engineering drawings.
2. Install PUC provided PV supports per AEPCC engineering drawings.
 3. Install PUC provided PV solar panels per AEPCC engineering drawings.
 4. Install PUC provided PV inverter and disconnect per AEPCC engineering drawings.
 5. Furnish and Install Meter socket enclosure per AEPCC engineering drawings.
 6. Furnish and Install PV wire and feeders per AEPCC engineering drawings.
- Deliverables**
1. Conduit, fasteners, Meter box enclosure
 2. Lateral conduit support for PV brackets
 3. Crane service by Sheedy
- Scope Acceptance Criteria** 1. Materials list provided by AEPCC
- Scope Exclusions** 1. Permits and Fees
2. Roof flashing over supports
 3. Patching of surfaces
 4. Hazmat abatement
- Constraints** 1. Work area is under construction
2. Noise restrictions
 3. Layout area protection
 4. AS built drawings not provided
 5. Work stoppages due to disturbances
 6. Impact delays due to contractors
 7. Existing conduit from roof to MSB is intact without obstructions
 3. Construction site to accommodate lay down area
- Assumptions** 1. Work to be performed during normal working hours of 7:am to 3:30 pm

ESTIMATE BY PHASE AND SHOP

00 NONE	ELE			
		\$58,997.68	\$12,000.00	\$70,997.68
	ENG	\$3,283.68	\$0.00	\$3,283.68
Totals		\$62,281.36	\$12,000.00	\$74,281.36

IN HOUSE COSTS

00 NONE				
	ELE(01)-Electrician Supervisor II (7276) - City Normal Rate	\$157.33	8	\$1,258.65
	ELE(02)-Electrician Supervisor I (7238) - City Normal Rate	\$141.39	40	\$5,655.53
	ELE(03)-Electrician (7345) - City Normal Rate	\$125.20	416	\$52,083.50
	ENG(06)-General Laborer (7514) -City Normal Rate	\$82.09	40	\$3,283.68
Totals				\$62,281.36

OTHER COSTS

No Other Cost Reported

TOTALS

Total Labor Cost	\$62,281.36
Total Material Cost	\$12,000.00
Total Other Cost	\$0.00
Total Estimate Cost	\$74,281.36

Department of Public Works
Operations
Estimate Report (Detail): Service Order 437110
Internal Report Name: Estimate_Detail_Phase



APPROVALS

Deputy Director Approval
Date

Deputy Director Signature (optional if Approved in CMMS)

Bureau Approval
Date

Bureau Head Signature (optional if Approved in CMMS)

Client Approval
Date

Client Approver Signature (optional if Approved in CMMS)

NOTE: This estimate does not include the cost of abatement and/or removal of any hazardous materials that may present at your facility or job site unless otherwise indicated. If asbestos or other hazardous materials are discovered, delays in completion of project may occur, and additional abatement costs will be the responsibility of the requesting agency.
*Contingency funds will not be expended without client department approval. Unexpended contingency funds to be credited back to client department.
**On project work supervision is required and listed accordingly.



San Francisco Water Power Sewer

Services of the San Francisco Public Utilities Commission

ATTACHMENT A North Beach Library 11.5 kW Solar Electric Project Scope of Services February 27, 2014

Attached Documents:

- Appendix A – Power Enterprise Solar Material Scope
- Appendix B – DPW Supplied Material Scope
- Appendix C – North Beach Library -- PV Project Design Drawings – DBI Permit Set

1. SUMMARY OF PROJECT

The goal and intent of this Scope of Services is for the Department of Public Works – Bureau of Building Repair (DPW/BBR) to provide project management, procurement, construction, and commissioning services for the 11.5kW solar electric system (the “PV System”) to be installed at the North Beach Library (NBL) located at 850 Columbus Avenue – San Francisco, CA. DPW/BBR shall project manage, procure, construct, and commission such measurers in accordance with the design drawings and bill of materials provided by the San Francisco Public Utilities Commission – Power Enterprise – Renewables (Power).

This Scope of Services is the controlling document for all matters relating to the specific work and services to be provided by the DPW/BBR in accordance with the terms and conditions of the Letter of Agreement (LOA). DPW/BBR will perform this work and provide these services in a good and workmanlike manner, to the satisfaction of Power. The DPW/BBR shall furnish all labor, DPW materials and equipment not provided by Power in its design drawings and bill of materials. Costs and fees shall be included in the agreed upon Contract Sum for the Scope of Services delineated in this attachment and such work and services shall be provided within the Contract Time.

2. SCOPE OF WORK

The scope of work responsibilities will be shared between three parties: Power, DPW/BBR, and the Roofing Contractor.

Power will provide design engineering, procurement of solar materials (modules, inverter, racking, etc.), electrical materials, and project management. See specific details in Section 2.B.

The scope of work for the Roofing Contractor will include the flashing for the seismic stanchion attachment. DPW is responsible for attaching the stanchion and coordinating with the Roofing Contractor for temp weatherproofing and flashing. See specific details in Section 2.C.

DPW/BBR will be responsible for the items detailed below in Section 2.A

2.A – WORK AND SERVICES BY DPW/BBR

DPW/BBR shall furnish all labor, materials not purchased by Power, tools, transportation, and equipment not yet identified to perform work as listed herein, as shown on drawings and all work related to provide the specified structure, ready for inspection and acceptance by Power and other Authorities having jurisdiction. This includes but is not limited to, the following list of work items.

DPW/BBR must thoroughly read all notes on drawings and build accordingly.

DPW/BBR must coordinate and schedule work with all other trades on job site.

DPW/BBR will provide Power with a thorough and detailed list of activities, project progress meetings, and timeline as soon as possible.

Provide appropriate staging and lifting equipment, and qualified operating, rigging, and traffic control personnel to load roof and if necessary, remove debris and excess materials at the end of construction activities. Power will pay for required crane service and will coordinate with DPW/BBR to determine schedule. DPW will issue the PO for the crane.

All wires installed and/or terminated by DPW/BBR shall be properly labeled.

All cores to be coordinated and arranged by DPW/BBR. DPW/BBR must coordinate this work accordingly and schedule in advance.

If roof is damaged in any way, DPW/BBR will notify Power.

DPW/BBR must red line any changes to construction drawings.

Complete all work required to layout and construct the solar racking system, including but not limited to:

- Coordinate with Roofing Contractor for stanchion/baseplate flashing
- Construct racking system per drawings and manufacturer instructions
- Mount solar modules per drawings

Complete all work required for array wiring (solar modules to string inverters), including but not limited to:

- Install wire tray and conduit for homerun routes
- Make Multi-contact (MC) connections and assemble homerun wires
- Label homeruns in color sequence accordingly

- Array grounding per drawings
- Install safety signage

Complete all electrical work from string inverters to tie-in point (electrical room), including but not limited to:

- Install rooftop string inverters, disconnects, & load center per drawings
- Make wire terminations at string inverters
- Install conduit and wire from string inverters to tie-in point (electrical room)
- Perform tie-in to existing to NBL switchboard designated in drawings
- Install and wire inverters, disconnect switches, meter cabinet and socket as per drawings and test for proper operation
- Install safety signage

Arrange for and be on-site during electrical inspection of the system.

- Install equipment
- Install Weather Station

Startup system, including tests for open circuit voltage, amperage, temperature, meggering, phase rotation, and utility compatibility.

At such time as DPW/BBR determines that the project is completed, notification shall be given to Power for the scheduling of the final inspection and testing of the system.

Remove from the site all construction materials.

- Crane lift for material removal, if necessary, to be coordinated with Power
- DPW/BBR to unpackage "crates" containing individual panels, reducing damage as much as possible and remove from site for transport to Power designated location

Conduct initial Operations and Maintenance training.

Clean site and prepare for turnover to Power.

Schedule a final inspection meeting.

Testing of the PV Solar System shall include the following:

- System testing of installed PV array shall be performed on all strings of modules, including open circuit voltage, DC amperage, and meggering. This data will then be recorded in the Operation and Maintenance manual (provided by Power) in a clear tabular format.
- Each voltage measurement will include the following ancillary data: the date, time of day, sample panel temperature, ambient temperature, and the solar irradiation at the time in coordination with Power staff.
- After inverter startup, current shall be recorded for each string, each sub-array, and the entire array. Each current measurement will also include the same ancillary data as taken above during voltage measurements.

2.B – WORK AND SERVICES BY POWER

- Construction drawings and engineering design
- PG&E Interconnection Agreement
- PG&E Shut Down and Coordination
- Technical Support
- Special Inspection
- Refer to Section 3 – Material Procurement for material to be supplied by Power

2.C – WORK AND SERVICES BY ROOFING CONTRACTOR

- Flashing of seismic stanchion attachment

3. MATERIAL PROCUREMENT

All material required for the Work, except those materials specifically designated as furnished by Power or the Roofing Contractor, regardless of whether or not it is specifically mentioned herein or listed on the Drawings, shall be furnished by DPW/BBR. DPW/BBR will be reimbursed for any materials or equipment purchased for project. DPW/BBR will submit material and/or equipment needs for prior approval by Power before purchasing or acquiring same.

Power-Supplied Materials:

Solar Modules/Racking
 Solar Inverters
 Additional Solar Material:
 See Appendix A – Power Solar and Electrical Material
 (Bid Sheet)

Roofing Contractor-Supplied Materials:

Flashing material for roof penetrations

[REDACTED]

DPW/BBR-Supplied Materials:

See Appendix B – DPW/BBR-Supplied Material

[REDACTED]

DPW/BBR shall review packing slips for all Power supplied materials loaded on to roof by others to determine any non-conforming or missing items as soon as possible. Upon review of Power supplied packing slips and conducting an inventory of materials and equipment, DPW/BBR will accept materials and diligently work with Power to resolve any field discrepancies to move the project forward and meet the construction schedule. DPW/BBR shall be responsible for all such material and equipment once accepted by DPW/BBR. DPW/BBR shall take all necessary precautions to ensure its safe handling, storage and installation at the Site.

DPW/BBR shall be responsible for coordinating all shipments of DPW/BBR-supplied equipment and materials.

DPW/BBR shall take delivery of Power-supplied materials and equipment and Roofing Contractor-supplied materials, as well as its own materials. Materials and equipment shall be inspected and signed for, with any damage listed and reported without undue delay.

DPW/BBR shall provide all required general tools and materials for its work. Power will reimburse DPW/BBR for any materials not previously provided by Power at cost and with Power's prior approval before purchase.

4. QUALITY OF WORK

DPW/BBR shall furnish and perform the work to the highest quality standard. All work shall conform to the detailed requirements specified herein. Where specific instructions are not given, the work shall be performed to the best practices known to the trade. All Work shall be done by skilled and experienced workers for the appropriate trade, and shall be of the highest possible caliber throughout. DPW/BBR shall adhere to equipment manufacturer's instructions and recommendations.

5. SYSTEM INSPECTION AND TESTING

Power will inspect the work regularly.

At various stages of completion, DPW/BBR shall ask Power to inspect and review the work. Additionally, Power may wish to inspect the work at any time during construction. DPW/BBR shall allow reasonable time for Power to perform work inspections.

DPW/BBR shall work in coordination with the Authority having jurisdiction (Department of Building Inspection -- DBI) to obtain final approvals.

Any work found to be not satisfactory to the Inspector, and within the responsibility of DPW/BBR unless performed in accordance to the project requirements and drawings, shall be redone at DPW/BBR's sole expense.

6. PROTECTION OF EXISTING FACILITY, EQUIPMENT, AND PERSONNEL

The work is to be performed at North Beach Library, and DPW/BBR shall exercise extreme caution at all times to avoid damage to existing facilities and landscaping or to jeopardize their safety or continuity of operation

Power reserves the right to require DPW/BBR to modify or eliminate any construction techniques or methods, which may endanger personnel or adversely affect any existing infrastructure and or equipment.

7. CLEAN UP

During the Work, DPW/BBR shall be responsible, on a daily basis, for the sanitary and physical cleanliness of the area affected by its work. All debris, tools, hoses, ladders, and unused construction materials shall be gathered up by the end of each shift and/or stored in proper areas or receptacles. DPW/BBR's work areas should be kept continuously clean and orderly to prevent accidents or unwarranted use of material, tools, etc. that are for use in the Work. Upon completion of the Work, DPW/BBR's area shall be cleared of all equipment, surplus material, and debris. The Roofing Contractor is responsible for clearing all of its equipment, surplus materials, and debris. Such material shall be disposed of in a manner acceptable to Power and SFWMPAC. DPW/BBR's work shall be subject to stoppage by Power if DPW/BBR does not correct any of its "housekeeping" deficiencies or violations to the satisfaction of Power within 24 hours of receipt from Power of a non-conformance report identifying such deficiencies or violations.

8. INFORMATION REQUIRED AFTER COMPLETION OF WORK

Following completion of the work, DPW/BBR shall provide red line notes and field changes from the original drawings.

These noted changes shall include, but not be limited to; changes in location, changes in elevation, changes in size, changes in adjustments or settings, changes in equipment, and changes in materials

DRAWINGS

The engineering and construction drawings (here in referred to as the drawings – Appendix C of Attachment A) are incorporated into and made part of this Scope of Services by this reference.

Where there are any apparent conflicts between the drawings, this Scope of Services, specifications and latest applicable codes, standards and specifications, provisions specifically set forth in the contract shall generally govern. However, DPW/BBR shall bring the matter to the attention of Power for resolution.

TECHNICAL SPECIFICATIONS

9. REFERENCE STANDARD

This PV System project shall be designed and constructed in accordance with the applicable codes including but not limited to the following list of codes and standards. The codes and standards utilized shall be the latest editions in effect on the date of this proposal.

A.	American Concrete Institute	ACI
B.	American Institute of Steel Construction	AISC
C.	American National Standards Institute	ANSI
D.	American Society for Testing Materials	ASTM
E.	American Society of Mechanical Engineers	ASME
F.	American Welding Society	AWS
G.	Division of State Architect	DSA
H.	Institute of Electrical & Electronic Engineers IEEE	
I.	Instrument Society of America	ISA
J.	National Electric Code	NEC
K.	Occupation Safety and Health Administration	OSHA
L.	National Fire Protection Agency	NFPA
M.	Uniform Building Code	UBC
N.	City and County of San Francisco Administrative Code	
O.	City and County of San Francisco Building Code	
P.	City and County of San Francisco Plumbing Code	
Q.	City and County of San Francisco Electrical Code	
R.	City and County of San Francisco Mechanical Code	
S.	California Building Code	
T.	Concrete Reinforcing Steel Institute	CRSI
U.	PG&E Power Producers Handbook Requirements	

10. SYSTEM SPECIFICATION

Circuit Disconnects Switches and Enclosures:

- Enclosures shall be surface mounted type, unless otherwise noted, and of NEMA type 4X stainless steel, waterproof.
- Disconnect switches shall be heavy duty, AC or DC-rated as required and with appropriate ampere ratings. They shall be UL listed and of NEMA type 4X stainless steel, waterproof, meet proper AIC requirements, and be "load-break" capable.
- Disconnects and enclosures must be properly supported and braced to Seismic Zone 4 requirements, where required.
- All mounting hardware (strut), fasteners, and miscellaneous parts shall be high grade stainless steel. Roof-mounted conduit supports to be UV resistant and use recycled rubber.

- When used for disconnecting, disconnects for branch circuit protection shall be located as near as practical to the supply end of the conductors being protected.
- Power will provide the meter cabinet specification.

Fuses:

- All fuses for disconnects must be current limiting UL Ccss J, RK1, or RK5 and of the appropriate voltage, delay or non-delay characteristic, and current rating to provide both complete short circuit and overload protection per NEC sections regarding component protection.
- Fuses in the combiner boxes protecting PV string branch circuits must be UL Class CC midget-type, be in "touch safe" type fuse holders, providing load break disconnect capabilities when changing fuses. Midget fuses and fuse holders used in these circuits must be fully DC-rated, have adequate DC short circuit withstand capability, and must be provided for all power situations including "back-fed" conditions.
- All fuses and other protective devices and holders must be engineered to safely protect system components under "worst case" expected field conditions including temperature extremes. Appropriate temperature derate factors must be used.
- PV panel strings must be individually protected from short circuit conditions that may originate within the panels themselves.

Wiring and Connectors:

- Wire shall be copper and sizes referred to on the drawings refer to copper wire sizes.
- For conductors 600V or less, the minimum size shall be #12AWG.
- Insulation types are as follows:
 - Use "PV-WIRE", #12 or appropriate size for DC exposed locations for wiring of modules to combiner boxes.
 - #12 to #1AWG: THWN or XHHW for wet or underground locations and THHN or XHHW for dry locations.
 - #1/0 through #4/0AWG: XHHW, THHN, or THWN.
 - #250MCM and larger, XHHW, THHN, or THWN.
 - When installed in underground conduits, use THWN or THWN-2.
- For signal and communications circuits, use wires and cables as shown in manufacturer's specifications.

- Install copper wires, cables, and connection devices in accordance with the manufacturer's instructions and CEC-2001, Part 3. Do not bend cables to a smaller radius than is recommended by the manufacturer.
- Quick connect, multi-contact connectors will be used where appropriate and all DC wiring including PV strings in the combiner boxes shall be clearly labeled.
- Voltage drop must be limited to 2% on main AC circuit and 2% on DC circuits.

Raceways:

- Outdoor conduit shall be RGC
- Indoor conduit shall be EMT

Connections to Existing Circuit Breakers:

- Circuit breakers of the appropriate phase and voltage with the required AIC rating (rms symmetrical amperage short circuit rating) shall be utilized and this breaker rating along with the available short circuit available at the breaker bus bar shall be noted on the one line diagram.

Grounding:

- Provide driven ground rod and provide green equipment ground conductors sized in accordance with NEC on main AC power circuit and DC collector circuits. Ground rods shall be copper-clad steel 3/4-inch x 10 feet unless otherwise indicated on one-line diagram.
- In the case of roof-mounted inverters, the proper size ground wire shall be used to connect to the ground system per NEC and manufacturer guidelines.
- Appropriate tie in and grounding of the entire PV system, including roof-mounted components, shall be per NEC-250 requirements.

Operational Identification and Warnings:

- Install engraved signs for instruction or warning identifying that a solar PV system is operational on the premises at appropriate locations and that are potentially multiple power sources on the premises.
- Provide identification of all DC power circuits on switches and clearly identify individual module strings in DC combiner boxes. Use appropriate wire color codes (i.e. Red & Black) for negative and positive circuits.
- PV panels must include serial numbers on the frame and be easily viewed from the topside of the panel.

- Install any additional signage as required by code or PG&E.

Signage:


- Install signage as required by the PG&E Interconnection Application such as, but not limited to the following:
 - If the AC Disconnect Switch location is not near Point of Common Coupling, permanent signage must be installed providing a clear description of the location of the device. Switchgear must be accessible.
 - The location of the AC Disconnect Switch is acceptable as long as it is accessible 24/7. If the revenue meter is inside a locked room, install one sign on the pad mount transformer and one sign on the door to the electrical room identifying the presence of a generator and describing with a map the location of the AC Disconnect Switch.
 - The AC Disconnect Switch signs are as follows (Letter size, etc. should be ½-inch engraved on plastic sign with a red background):
 - At the AC Disconnect Switch: "GENERATOR DISCONNECT SWITCH"
 - On the electric room door and at the transformer: "PV GENERATOR DISCONNECT SWITCH LOCATED _____"
- The AC Disconnect Switch should only de-energize PV units. The AC Disconnect Switch should not be the "main breaker" and de-energize applicant's resident load. A single AC Disconnect Switch should isolate all the PV units.
- Install signage identified on the Commissioning Checklist, including but limited to the following signs and locations:
 - "Data Acquisition System (DAS)" sign posted on the outside of the enclosure.
 - "Meter – High Voltage Inside" sign posted.
- Signs shall be maintained in good condition for the duration of the Agreement. Signs shall be promptly cleaned of graffiti and other defacements, cleaned semi-annually of dirt and grime, and replaced if damaged or stolen.

APPENDIX A
North Beach Library - 850 Columbus Avenue
Photovoltaic Project - Parts List
Power Enterprise

Bid Line #	Item Description	Manufacturer	Model# / Item#	Est. Qty. (HIDE THIS COLUMN)	Add. Spans (HIDE THIS COLUMN)	Qty.	Unit	Unit Price	Extended Price	Notes:
1	PHOTOVOLTAIC RACKING COMPONENTS Unirac ULA-A and SolarMount (or Equivalent) for the PV System Arrays designed for the North Beach Library PV Project. Includes the following: End Clamp F (Required 4 per PV panel); Material: Aluminum	Unirac	302065C	344	16	160	EA			
1.1	SolarMount Standard Rail - 5W Rail: 208" length; Material: Aluminum, Clear Anodized Finish	Unirac	310708C	24	2	26	EA			Require 144; Order Pro pads (20 per pack) 8 packs=160 Require 24; Available in packs of 8 (pro-pack). So order 4 packs of 8 = 32; other option is to just ask for 24 + 2 spare = 26 in the parts order.
1.2	Universal Rail Bracket/ULA Rail Brackets; 2", Aluminum	Unirac	403133C	344	6	150	EA			Require 144; order 150 (6 spare)
1.3	ULA Brackets; 2" (cross brace) @ 7' long; Aluminum	Unirac	403109C	11	3	14	EA			Require 11; order 3 spare; Total = 14; (Note: Short bracing - cut in half for field use at 22 locations, N-S)
1.4	ULA Brackets; 2" (cross brace) @ 10.5' long; Aluminum	Unirac	403101C	10	2	12	EA			Require 10; order 2 spare; Total = 12 (Note: Long bracing, used E-W; 10 locations)
1.5	ULA Slider; 2" Aluminum (with hardware)	Unirac	403215C	42	4	46	EA			Require 42 (22 for N-S, and 20 for E-W); add 4 spare; Total = 46
1.6	ULA Rear Cap; 2" Aluminum (with hardware)	Unirac	403216C	22	3	25	EA			Require 22; add 3 spare; Total = 25
1.7	ULA Front Cap; 2" Aluminum (with hardware)	Unirac	403217C	22	3	25	EA			Require 22; add 3 spare; Total = 25
1.8	ULA Threaded Feet; 2", Zinc Plated Steel (base plate)	Unirac	403218C	44	3	47	EA			Require 44; add 3 spare; Total = 47
1.9	SolarMount ground clip, UGC-1; Material: Stainless Steel	Unirac	308001S	40	20	60	EA			Need one per PV panel, as each one is mounted individually on the 2" pipes using 2 5M nuts per panel
1.10	Ground Weebug #1	Unirac	006001S	36	4	40	EA			Need one per PV panel, as each one is mounted individually on the 2" pipes using 2 5M nuts per panel
1.11	TF-Soft and Nut, 3/4" X 2.5", CLR	Unirac	330003C	36	4	40	EA			Need to install Weebug on SolarMount rail.
1.12										

Bid Line #	Item Description	Manufacturer	Model# / Item#	Est. Qty. (HIDE THIS COLUMN)	Add. Spans (HIDE THIS COLUMN)	Qty.	Unit	Unit Price	Extended Price
2	PHOTOVOLTAIC MODULES								
2.1	SunPower E20 COMMERCIAL 327 watt high efficiency photovoltaic module	SunPower	E20-327-COM	36	2	38	EA		

Bid Line #	Item Description	Manufacturer	Model# / Item#	Est. Qty. (HIDE THIS COLUMN)	Add. Spans (HIDE THIS COLUMN)	Qty.	Unit	Unit Price	Extended Price
3	PHOTOVOLTAIC - INVERTER								
3.1	Power-One AURORA PVI-10-0-13 phase, grid-tied inverter	Power-One	PVI-10-0-13-0-13-0-13-NG	1		1	EA		



Bid Line #	Item Description	Manufacturer	Model# / Item#	Ex. Qty. (HIDE THIS COLUMN)	Add Spares (HIDE THIS COLUMN)	Qty.	Unit	Unit Price	Extended Price
5	PHOTOVOLTAIC - ELECTRICAL COMPONENTS								
5.2	Square D AC Disconnect (Visible AC disconnect required for PV system by PG&E) (60 amp AC disconnect, non-ferrous, heavy duty, rated 600V AC/1K; Entrance Finish: NEMA 4X Stainless Steel)	Square D	HU362DS	1		1	EA.		
Bid Line #	Item Description	Manufacturer	Model# / Item#	Ex. Qty. (HIDE THIS COLUMN)	Add Spares (HIDE THIS COLUMN)	Qty.	Unit	Unit Price	Extended Price
6	WARRANTY								
6.1	Option: Power-One Inverters - Extended warranty option: 15 years (total, inclusive of base 10 year warranty)	Power-One	EXTENDED WARRANTY: 15 YEARS	1		1	EA.		

BID ITEM LINE 1 - TOTAL (BID ITEMS 1 - XXX)									50.00
EA = EACH; LF = LINEAR FOOT									

END OF ATTACHMENT C

APPENDIX B

North Beach Library - 850 Columbus Avenue

Photovoltaic Project - DPW Parts List

Shows Rev3 Changes

Item #	Item	Description	Manufacturer	Model / Item#	Est. Qty. (HIDE THIS COLUMN)	Add Spares (HIDE THIS COLUMN)	Qty.	Unit	Unit Price	Extended Price	Notes	
1	MISC. COMPONENTS FOR RACKING, GROUNDING RELATED ITEMS											
1.1	1/4" 316 Stainless Steel Flat Washer (pack of 50)		Fastenal	1178013	36	14	50	EA.			For use w/ T-bolt to install Weebug; now not available thru Unifrac, so order separately.	
1.2	1/4" Stainless Steel Lock Washer (pack of 50)		Fastenal	1178069	36	14	50	EA.			For use w/ T-bolt to install Weebug; now not available thru Unifrac, so order separately.	
1.3	Hex head lag screw: 5/16" diameter x 4" length; galvanized steel (pack of 25 screws)		Fastenal	1122149	176	24	200	EA.			Require 176; spares:24 (to attach UL-A base plate to sleeper)	
1.4	5/16" Hex Dipped Galvanized Finish USS Flat Washer (pack of 100)		Fastenal	1193181	176	24	200	EA.			Require 176; spares:24 (to attach UL-A base plate to sleeper)	
1.5	Blackburn Ground Clamp, for pipe size 2"; material: cast bronze		Thomas & Betts (or equal - DPW can suggest)	J20	8	2	10	EA.			Use for every horizontal 2" conduit (4 rows x 2 conduits / row) for better grounding connection for the conduits. Currently 2" horizontal conduit has grounding continuity only by contact w/ Universal Rail bracket, and that contact is maintained in place by U-bolt. (MOVE TO DPW PARTS LIST) DPW can install a pipe grounding bushing and run the ground wire from it.	
1.6	Basepl. Shim plates 1/16"x200"-2 3/4" - Material: Steel Schedule 40 galvanized				528	0	528				To level the UL-A base plates. (Two locations per base plate, 6 shim plates / location; total 44 baseplates)	
2	CONDUIT RELATED ITEMS:											
2.1	Conduit Supports (Rec/Ad Rubber) --- to support Combiner box and electrical rigid conduits (string home runs to C.Box, DC conduit from C.Box to Inverter)		Cooper B-Line	Dura-Block DB series --- Item is Bid by DPW				EA.			DPW to estimate qty. based upon take-offs	
2.2	Coupling pipe splices (for 2" Ø pipe) for E-W racking conduit runs; Material: ASTM A36 Galvanized Steel				8	2	10				DPW to determine based upon their take-offs and length of 2" pipe they are using for the E-W runs.	
2.3	2" Ø Schedule 40 pipe - Galvanized, Rigid pipe; Material: ASTM A36 Galvanized Steel.				370	30	400				Est: 200' horizontal and 88' vertical pipe required, DPW to do take-offs and order per their estimate.	
2.4	Galvanized rigid conduits: 3/4", 1" and 2"										DPW to estimate qty. based upon take-offs	
											DPW to estimate qty. based upon take-offs	

ELECTRICAL SYMBOLS (NOT ALL SYMBOLS APPLICABLE)

- CONTRACTOR NOTE
- 1. LIGHT FIXTURE CONTINUOUS 140
 - 2. LIGHT FIXTURE CONTINUOUS 140
 - 3. LIGHT FIXTURE CONTINUOUS 140
 - 4. LIGHT FIXTURE CONTINUOUS 140
 - 5. LIGHT FIXTURE CONTINUOUS 140
 - 6. LIGHT FIXTURE CONTINUOUS 140
 - 7. LIGHT FIXTURE CONTINUOUS 140
 - 8. LIGHT FIXTURE CONTINUOUS 140
 - 9. LIGHT FIXTURE CONTINUOUS 140
 - 10. LIGHT FIXTURE CONTINUOUS 140
 - 11. LIGHT FIXTURE CONTINUOUS 140
 - 12. LIGHT FIXTURE CONTINUOUS 140
 - 13. LIGHT FIXTURE CONTINUOUS 140
 - 14. LIGHT FIXTURE CONTINUOUS 140
 - 15. LIGHT FIXTURE CONTINUOUS 140
 - 16. LIGHT FIXTURE CONTINUOUS 140
 - 17. LIGHT FIXTURE CONTINUOUS 140
 - 18. LIGHT FIXTURE CONTINUOUS 140
 - 19. LIGHT FIXTURE CONTINUOUS 140
 - 20. LIGHT FIXTURE CONTINUOUS 140
 - 21. LIGHT FIXTURE CONTINUOUS 140
 - 22. LIGHT FIXTURE CONTINUOUS 140
 - 23. LIGHT FIXTURE CONTINUOUS 140
 - 24. LIGHT FIXTURE CONTINUOUS 140
 - 25. LIGHT FIXTURE CONTINUOUS 140
 - 26. LIGHT FIXTURE CONTINUOUS 140
 - 27. LIGHT FIXTURE CONTINUOUS 140
 - 28. LIGHT FIXTURE CONTINUOUS 140
 - 29. LIGHT FIXTURE CONTINUOUS 140
 - 30. LIGHT FIXTURE CONTINUOUS 140
 - 31. LIGHT FIXTURE CONTINUOUS 140
 - 32. LIGHT FIXTURE CONTINUOUS 140
 - 33. LIGHT FIXTURE CONTINUOUS 140
 - 34. LIGHT FIXTURE CONTINUOUS 140
 - 35. LIGHT FIXTURE CONTINUOUS 140
 - 36. LIGHT FIXTURE CONTINUOUS 140
 - 37. LIGHT FIXTURE CONTINUOUS 140
 - 38. LIGHT FIXTURE CONTINUOUS 140
 - 39. LIGHT FIXTURE CONTINUOUS 140
 - 40. LIGHT FIXTURE CONTINUOUS 140
 - 41. LIGHT FIXTURE CONTINUOUS 140
 - 42. LIGHT FIXTURE CONTINUOUS 140
 - 43. LIGHT FIXTURE CONTINUOUS 140
 - 44. LIGHT FIXTURE CONTINUOUS 140
 - 45. LIGHT FIXTURE CONTINUOUS 140
 - 46. LIGHT FIXTURE CONTINUOUS 140
 - 47. LIGHT FIXTURE CONTINUOUS 140
 - 48. LIGHT FIXTURE CONTINUOUS 140
 - 49. LIGHT FIXTURE CONTINUOUS 140
 - 50. LIGHT FIXTURE CONTINUOUS 140
 - 51. LIGHT FIXTURE CONTINUOUS 140
 - 52. LIGHT FIXTURE CONTINUOUS 140
 - 53. LIGHT FIXTURE CONTINUOUS 140
 - 54. LIGHT FIXTURE CONTINUOUS 140
 - 55. LIGHT FIXTURE CONTINUOUS 140
 - 56. LIGHT FIXTURE CONTINUOUS 140
 - 57. LIGHT FIXTURE CONTINUOUS 140
 - 58. LIGHT FIXTURE CONTINUOUS 140
 - 59. LIGHT FIXTURE CONTINUOUS 140
 - 60. LIGHT FIXTURE CONTINUOUS 140
 - 61. LIGHT FIXTURE CONTINUOUS 140
 - 62. LIGHT FIXTURE CONTINUOUS 140
 - 63. LIGHT FIXTURE CONTINUOUS 140
 - 64. LIGHT FIXTURE CONTINUOUS 140
 - 65. LIGHT FIXTURE CONTINUOUS 140
 - 66. LIGHT FIXTURE CONTINUOUS 140
 - 67. LIGHT FIXTURE CONTINUOUS 140
 - 68. LIGHT FIXTURE CONTINUOUS 140
 - 69. LIGHT FIXTURE CONTINUOUS 140
 - 70. LIGHT FIXTURE CONTINUOUS 140
 - 71. LIGHT FIXTURE CONTINUOUS 140
 - 72. LIGHT FIXTURE CONTINUOUS 140
 - 73. LIGHT FIXTURE CONTINUOUS 140
 - 74. LIGHT FIXTURE CONTINUOUS 140
 - 75. LIGHT FIXTURE CONTINUOUS 140
 - 76. LIGHT FIXTURE CONTINUOUS 140
 - 77. LIGHT FIXTURE CONTINUOUS 140
 - 78. LIGHT FIXTURE CONTINUOUS 140
 - 79. LIGHT FIXTURE CONTINUOUS 140
 - 80. LIGHT FIXTURE CONTINUOUS 140
 - 81. LIGHT FIXTURE CONTINUOUS 140
 - 82. LIGHT FIXTURE CONTINUOUS 140
 - 83. LIGHT FIXTURE CONTINUOUS 140
 - 84. LIGHT FIXTURE CONTINUOUS 140
 - 85. LIGHT FIXTURE CONTINUOUS 140
 - 86. LIGHT FIXTURE CONTINUOUS 140
 - 87. LIGHT FIXTURE CONTINUOUS 140
 - 88. LIGHT FIXTURE CONTINUOUS 140
 - 89. LIGHT FIXTURE CONTINUOUS 140
 - 90. LIGHT FIXTURE CONTINUOUS 140
 - 91. LIGHT FIXTURE CONTINUOUS 140
 - 92. LIGHT FIXTURE CONTINUOUS 140
 - 93. LIGHT FIXTURE CONTINUOUS 140
 - 94. LIGHT FIXTURE CONTINUOUS 140
 - 95. LIGHT FIXTURE CONTINUOUS 140
 - 96. LIGHT FIXTURE CONTINUOUS 140
 - 97. LIGHT FIXTURE CONTINUOUS 140
 - 98. LIGHT FIXTURE CONTINUOUS 140
 - 99. LIGHT FIXTURE CONTINUOUS 140
 - 100. LIGHT FIXTURE CONTINUOUS 140

GENERAL ELECTRICAL NOTES

- D11. PROVIDE COLOR CODED AS SHOWN. COLOR CODE WILL BE CARRIED THROUGHOUT ALL BRANCHES OF A SINGLE CIRCUIT.
1. 3-PHASE - 480/277 VOLT
 2. 3-PHASE - 480/277 VOLT
 3. 3-PHASE - 480/277 VOLT
 4. 3-PHASE - 480/277 VOLT
- D12. START TO THE END OF THE CONDUIT RUN. MANUFACTURER'S DATA AND THE ELECTRICAL CODE SHALL BE OBSERVED. ALL CONDUIT SHALL BE INSTALLED IN ACCORDANCE WITH THE NATIONAL ELECTRICAL CODE (NEC) AND THE NATIONAL FIRE PROTECTION ASSOCIATION (NFPA) REQUIREMENTS. ALL CONDUIT SHALL BE INSTALLED IN ACCORDANCE WITH THE NATIONAL ELECTRICAL CODE (NEC) AND THE NATIONAL FIRE PROTECTION ASSOCIATION (NFPA) REQUIREMENTS. ALL CONDUIT SHALL BE INSTALLED IN ACCORDANCE WITH THE NATIONAL ELECTRICAL CODE (NEC) AND THE NATIONAL FIRE PROTECTION ASSOCIATION (NFPA) REQUIREMENTS.
- D13. PROVIDE A MANUFACTURER FOR EACH INDIVIDUALLY LISTED CIRCUIT BRANCH OR EQUIPMENT. PROVIDE A MANUFACTURER FOR EACH INDIVIDUALLY LISTED CIRCUIT BRANCH OR EQUIPMENT. PROVIDE A MANUFACTURER FOR EACH INDIVIDUALLY LISTED CIRCUIT BRANCH OR EQUIPMENT.
- D14. THE ELECTRICAL WORKMAN SHALL BE RESPONSIBLE FOR THE PROPER OPERATION AND MAINTENANCE OF THE ELECTRICAL SYSTEM. THE ELECTRICAL WORKMAN SHALL BE RESPONSIBLE FOR THE PROPER OPERATION AND MAINTENANCE OF THE ELECTRICAL SYSTEM. THE ELECTRICAL WORKMAN SHALL BE RESPONSIBLE FOR THE PROPER OPERATION AND MAINTENANCE OF THE ELECTRICAL SYSTEM.
- D15. CONTRACTOR SHALL PROVIDE ALL MATERIALS AND LABOR FOR THE ELECTRICAL SYSTEM. CONTRACTOR SHALL PROVIDE ALL MATERIALS AND LABOR FOR THE ELECTRICAL SYSTEM. CONTRACTOR SHALL PROVIDE ALL MATERIALS AND LABOR FOR THE ELECTRICAL SYSTEM.
- D16. CONTRACTOR SHALL PROVIDE ALL MATERIALS AND LABOR FOR THE ELECTRICAL SYSTEM. CONTRACTOR SHALL PROVIDE ALL MATERIALS AND LABOR FOR THE ELECTRICAL SYSTEM. CONTRACTOR SHALL PROVIDE ALL MATERIALS AND LABOR FOR THE ELECTRICAL SYSTEM.
- D17. CONTRACTOR SHALL PROVIDE ALL MATERIALS AND LABOR FOR THE ELECTRICAL SYSTEM. CONTRACTOR SHALL PROVIDE ALL MATERIALS AND LABOR FOR THE ELECTRICAL SYSTEM. CONTRACTOR SHALL PROVIDE ALL MATERIALS AND LABOR FOR THE ELECTRICAL SYSTEM.

ELECTRICAL ABBREVIATIONS

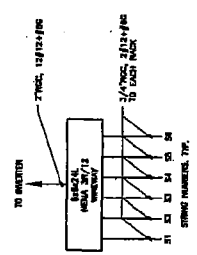
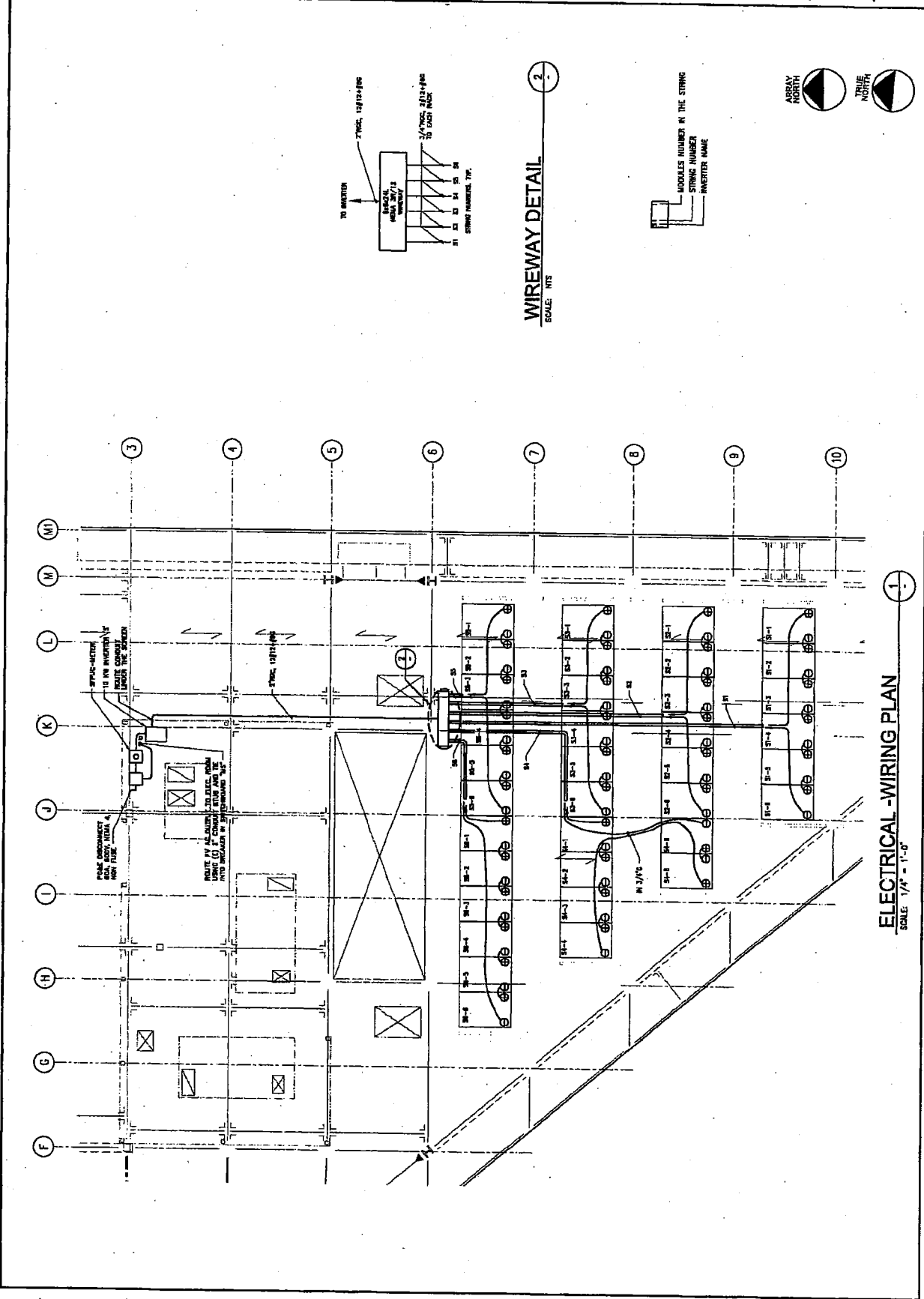
A	AMP	AMPERE
AT	ATMOSPHERIC	ATMOSPHERIC
AV	AVOID	AVOID
AW	AWG	AMPERE WIRE GAGES
B	BUS	BUS
C	CIRCUIT	CIRCUIT
CD	CIRCUIT BREAKER	CIRCUIT BREAKER
CE	CIRCUIT BREAKER	CIRCUIT BREAKER
CF	CIRCUIT BREAKER	CIRCUIT BREAKER
CG	CIRCUIT BREAKER	CIRCUIT BREAKER
CH	CHASSIS	CHASSIS
CI	CONDUIT	CONDUIT
CM	CONDUIT	CONDUIT
CO	CONDUIT	CONDUIT
CP	CAPACITOR	CAPACITOR
CS	CIRCUIT BREAKER	CIRCUIT BREAKER
CT	CIRCUIT BREAKER	CIRCUIT BREAKER
CU	COPPER	COPPER
CV	CIRCUIT BREAKER	CIRCUIT BREAKER
DB	DRUM	DRUM
DC	DIRECT CURRENT	DIRECT CURRENT
DE	DETERMINED	DETERMINED
DF	DEFINITION	DEFINITION
DG	DEFINITION	DEFINITION
DI	DEFINITION	DEFINITION
DJ	DEFINITION	DEFINITION
DK	DEFINITION	DEFINITION
DL	DEFINITION	DEFINITION
DM	DEFINITION	DEFINITION
DN	DEFINITION	DEFINITION
DO	DEFINITION	DEFINITION
DP	DEFINITION	DEFINITION
DQ	DEFINITION	DEFINITION
DR	DEFINITION	DEFINITION
DS	DEFINITION	DEFINITION
DT	DEFINITION	DEFINITION
DU	DEFINITION	DEFINITION
DV	DEFINITION	DEFINITION
DW	DEFINITION	DEFINITION
DX	DEFINITION	DEFINITION
DY	DEFINITION	DEFINITION
DZ	DEFINITION	DEFINITION
EA	ELECTRIC	ELECTRIC
EB	ELECTRIC	ELECTRIC
EC	ELECTRIC	ELECTRIC
ED	ELECTRIC	ELECTRIC
EE	ELECTRIC	ELECTRIC
EF	ELECTRIC	ELECTRIC
EG	ELECTRIC	ELECTRIC
EH	ELECTRIC	ELECTRIC
EI	ELECTRIC	ELECTRIC
EJ	ELECTRIC	ELECTRIC
EK	ELECTRIC	ELECTRIC
EL	ELECTRIC	ELECTRIC
EM	ELECTRIC	ELECTRIC
EN	ELECTRIC	ELECTRIC
EO	ELECTRIC	ELECTRIC
EP	ELECTRIC	ELECTRIC
EQ	ELECTRIC	ELECTRIC
ER	ELECTRIC	ELECTRIC
ES	ELECTRIC	ELECTRIC
ET	ELECTRIC	ELECTRIC
EU	ELECTRIC	ELECTRIC
EV	ELECTRIC	ELECTRIC
EW	ELECTRIC	ELECTRIC
EX	ELECTRIC	ELECTRIC
EY	ELECTRIC	ELECTRIC
EZ	ELECTRIC	ELECTRIC
FA	FIRE ALARM	FIRE ALARM
FB	FIRE ALARM	FIRE ALARM
FC	FIRE ALARM	FIRE ALARM
FD	FIRE ALARM	FIRE ALARM
FE	FIRE ALARM	FIRE ALARM
FF	FIRE ALARM	FIRE ALARM
FG	FIRE ALARM	FIRE ALARM
FH	FIRE ALARM	FIRE ALARM
FI	FIRE ALARM	FIRE ALARM
FJ	FIRE ALARM	FIRE ALARM
FK	FIRE ALARM	FIRE ALARM
FL	FIRE ALARM	FIRE ALARM
FM	FIRE ALARM	FIRE ALARM
FN	FIRE ALARM	FIRE ALARM
FO	FIRE ALARM	FIRE ALARM
FP	FIRE ALARM	FIRE ALARM
FQ	FIRE ALARM	FIRE ALARM
FR	FIRE ALARM	FIRE ALARM
FS	FIRE ALARM	FIRE ALARM
FT	FIRE ALARM	FIRE ALARM
FU	FIRE ALARM	FIRE ALARM
FV	FIRE ALARM	FIRE ALARM
FW	FIRE ALARM	FIRE ALARM
FX	FIRE ALARM	FIRE ALARM
FY	FIRE ALARM	FIRE ALARM
FZ	FIRE ALARM	FIRE ALARM
GA	GROUNDING	GROUNDING
GB	GROUNDING	GROUNDING
GC	GROUNDING	GROUNDING
GD	GROUNDING	GROUNDING
GE	GROUNDING	GROUNDING
GF	GROUNDING	GROUNDING
GG	GROUNDING	GROUNDING
GH	GROUNDING	GROUNDING
GI	GROUNDING	GROUNDING
GJ	GROUNDING	GROUNDING
GK	GROUNDING	GROUNDING
GL	GROUNDING	GROUNDING
GM	GROUNDING	GROUNDING
GN	GROUNDING	GROUNDING
GO	GROUNDING	GROUNDING
GP	GROUNDING	GROUNDING
GQ	GROUNDING	GROUNDING
GR	GROUNDING	GROUNDING
GS	GROUNDING	GROUNDING
GT	GROUNDING	GROUNDING
GU	GROUNDING	GROUNDING
GV	GROUNDING	GROUNDING
GW	GROUNDING	GROUNDING
GX	GROUNDING	GROUNDING
GY	GROUNDING	GROUNDING
GZ	GROUNDING	GROUNDING
HA	HAND	HAND
HB	HAND	HAND
HC	HAND	HAND
HD	HAND	HAND
HE	HAND	HAND
HF	HAND	HAND
HG	HAND	HAND
HH	HAND	HAND
HI	HAND	HAND
HJ	HAND	HAND
HK	HAND	HAND
HL	HAND	HAND
HM	HAND	HAND
HN	HAND	HAND
HO	HAND	HAND
HP	HAND	HAND
HQ	HAND	HAND
HR	HAND	HAND
HS	HAND	HAND
HT	HAND	HAND
HU	HAND	HAND
HV	HAND	HAND
HW	HAND	HAND
HX	HAND	HAND
HY	HAND	HAND
HZ	HAND	HAND
IA	INTERMEDIATE	INTERMEDIATE
IB	INTERMEDIATE	INTERMEDIATE
IC	INTERMEDIATE	INTERMEDIATE
ID	INTERMEDIATE	INTERMEDIATE
IE	INTERMEDIATE	INTERMEDIATE
IF	INTERMEDIATE	INTERMEDIATE
IG	INTERMEDIATE	INTERMEDIATE
IH	INTERMEDIATE	INTERMEDIATE
II	INTERMEDIATE	INTERMEDIATE
IJ	INTERMEDIATE	INTERMEDIATE
IK	INTERMEDIATE	INTERMEDIATE
IL	INTERMEDIATE	INTERMEDIATE
IM	INTERMEDIATE	INTERMEDIATE
IN	INTERMEDIATE	INTERMEDIATE
IO	INTERMEDIATE	INTERMEDIATE
IP	INTERMEDIATE	INTERMEDIATE
IQ	INTERMEDIATE	INTERMEDIATE
IR	INTERMEDIATE	INTERMEDIATE
IS	INTERMEDIATE	INTERMEDIATE
IT	INTERMEDIATE	INTERMEDIATE
IU	INTERMEDIATE	INTERMEDIATE
IV	INTERMEDIATE	INTERMEDIATE
IW	INTERMEDIATE	INTERMEDIATE
IX	INTERMEDIATE	INTERMEDIATE
IY	INTERMEDIATE	INTERMEDIATE
IZ	INTERMEDIATE	INTERMEDIATE
JA	JUNCTION	JUNCTION
JB	JUNCTION	JUNCTION
JC	JUNCTION	JUNCTION
JD	JUNCTION	JUNCTION
JE	JUNCTION	JUNCTION
JF	JUNCTION	JUNCTION
JG	JUNCTION	JUNCTION
JH	JUNCTION	JUNCTION
JI	JUNCTION	JUNCTION
JJ	JUNCTION	JUNCTION
JK	JUNCTION	JUNCTION
JL	JUNCTION	JUNCTION
JM	JUNCTION	JUNCTION
JN	JUNCTION	JUNCTION
JO	JUNCTION	JUNCTION
JP	JUNCTION	JUNCTION
JQ	JUNCTION	JUNCTION
JR	JUNCTION	JUNCTION
JS	JUNCTION	JUNCTION
JT	JUNCTION	JUNCTION
JU	JUNCTION	JUNCTION
JV	JUNCTION	JUNCTION
JW	JUNCTION	JUNCTION
JX	JUNCTION	JUNCTION
JY	JUNCTION	JUNCTION
JZ	JUNCTION	JUNCTION
KA	KEY	KEY
KB	KEY	KEY
KC	KEY	KEY
KD	KEY	KEY
KE	KEY	KEY
KF	KEY	KEY
KG	KEY	KEY
KH	KEY	KEY
KI	KEY	KEY
KJ	KEY	KEY
KK	KEY	KEY
KL	KEY	KEY
KM	KEY	KEY
KN	KEY	KEY
KO	KEY	KEY
KP	KEY	KEY
KQ	KEY	KEY
KR	KEY	KEY
KS	KEY	KEY
KT	KEY	KEY
KU	KEY	KEY
KV	KEY	KEY
KW	KEY	KEY
KX	KEY	KEY
KY	KEY	KEY
KZ	KEY	KEY
LA	LOAD	LOAD
LB	LOAD	LOAD
LC	LOAD	LOAD
LD	LOAD	LOAD
LE	LOAD	LOAD
LF	LOAD	LOAD
LG	LOAD	LOAD
LH	LOAD	LOAD
LI	LOAD	LOAD
LJ	LOAD	LOAD
LK	LOAD	LOAD
LL	LOAD	LOAD
LM	LOAD	LOAD
LN	LOAD	LOAD
LO	LOAD	LOAD
LP	LOAD	LOAD
LQ	LOAD	LOAD
LR	LOAD	LOAD
LS	LOAD	LOAD
LT	LOAD	LOAD
LU	LOAD	LOAD
LV	LOAD	LOAD
LW	LOAD	LOAD
LX	LOAD	LOAD
LY	LOAD	LOAD
LZ	LOAD	LOAD
MA	MATERIAL	MATERIAL
MB	MATERIAL	MATERIAL
MC	MATERIAL	MATERIAL
MD	MATERIAL	MATERIAL
ME	MATERIAL	MATERIAL
MF	MATERIAL	MATERIAL
MG	MATERIAL	MATERIAL
MH	MATERIAL	MATERIAL
MI	MATERIAL	MATERIAL
MJ	MATERIAL	MATERIAL
MK	MATERIAL	MATERIAL
ML	MATERIAL	MATERIAL
MM	MATERIAL	MATERIAL
MN	MATERIAL	MATERIAL
MO	MATERIAL	MATERIAL
MP	MATERIAL	MATERIAL
MQ	MATERIAL	MATERIAL
MR	MATERIAL	MATERIAL
MS	MATERIAL	MATERIAL
MT	MATERIAL	MATERIAL
MU	MATERIAL	MATERIAL
MV	MATERIAL	MATERIAL
MW	MATERIAL	MATERIAL
MX	MATERIAL	MATERIAL
MY	MATERIAL	MATERIAL
MZ	MATERIAL	MATERIAL
NA	NOT	NOT
NB	NOT	NOT
NC	NOT	NOT
ND	NOT	NOT
NE	NOT	NOT
NF	NOT	NOT
NG	NOT	NOT
NH	NOT	NOT
NI	NOT	NOT
NJ	NOT	NOT
NK	NOT	NOT
NL	NOT	NOT
NM	NOT	NOT
NN	NOT	NOT
NO	NOT	NOT
NP	NOT	NOT
NQ	NOT	NOT
NR	NOT	NOT
NS	NOT	NOT
NT	NOT	NOT
NU	NOT	NOT
NV	NOT	NOT
NW	NOT	NOT
NX	NOT	NOT
NY	NOT	NOT
NZ	NOT	NOT
OA	OVERHEAD	OVERHEAD
OB	OVERHEAD	OVERHEAD
OC	OVERHEAD	OVERHEAD
OD	OVERHEAD	OVERHEAD
OE	OVERHEAD	OVERHEAD
OF	OVERHEAD	OVERHEAD
OG	OVERHEAD	OVERHEAD
OH	OVERHEAD	OVERHEAD
OI	OVERHEAD	OVERHEAD
OJ	OVERHEAD	OVERHEAD
OK	OVERHEAD	OVERHEAD
OL	OVERHEAD	OVERHEAD
OM	OVERHEAD	OVERHEAD
ON	OVERHEAD	OVERHEAD
OO	OVERHEAD	OVERHEAD
OP	OVERHEAD	OVERHEAD
OQ	OVERHEAD	OVERHEAD
OR	OVERHEAD	OVERHEAD
OS	OVERHEAD	OVERHEAD
OT	OVERHEAD	OVERHEAD
OU	OVERHEAD	OVERHEAD
OV	OVERHEAD	

NO.	DESCRIPTION	DATE
1	ISSUED FOR PERMIT	07/27/14
2	ISSUED FOR PERMIT	07/27/14
3	ISSUED FOR PERMIT	07/27/14
4	ISSUED FOR PERMIT	07/27/14
5	ISSUED FOR PERMIT	07/27/14
6	ISSUED FOR PERMIT	07/27/14
7	ISSUED FOR PERMIT	07/27/14
8	ISSUED FOR PERMIT	07/27/14
9	ISSUED FOR PERMIT	07/27/14
10	ISSUED FOR PERMIT	07/27/14



NO.	DESCRIPTION	DATE
1	ISSUED FOR PERMIT	07/27/14
2	ISSUED FOR PERMIT	07/27/14
3	ISSUED FOR PERMIT	07/27/14
4	ISSUED FOR PERMIT	07/27/14
5	ISSUED FOR PERMIT	07/27/14
6	ISSUED FOR PERMIT	07/27/14
7	ISSUED FOR PERMIT	07/27/14
8	ISSUED FOR PERMIT	07/27/14
9	ISSUED FOR PERMIT	07/27/14
10	ISSUED FOR PERMIT	07/27/14

E3.1



WIREWAY DETAIL
 SCALE: NTS



ELECTRICAL - WIRING PLAN
 SCALE: 1/4\"/>



Pacific Gas and Electric Company
San Francisco, California
U 39

Cancelling
Revised

Revised
Revised

Cal. P.U.C. Sheet No.
Cal. P.U.C. Sheet No.

32037-E*
26478-E

Electric Sample Form No. 79-973
Generating Facility Interconnection Agreement
For Non-Export Generating Facilities

T

Please Refer to Attached
Sample Form

Advice Letter No: 4110-E
Decision No. 12-09-018

Issued by
Brian K. Cherry
Vice President
Regulatory Relations

Date Filed September 20, 2012
Effective September 20, 2012
Resolution No. _____



**Pacific Gas and
Electric Company™**

WE DELIVER ENERGY.™

**PG&E GENERATING FACILITY
INTERCONNECTION
AGREEMENT FOR NON-
EXPORT GENERATING
FACILITIES**

This *Generating Facility Interconnection Agreement for Non-Export Generating Facilities* (Agreement) is entered into by and between City & County Of San Francisco (Producer), and Pacific Gas and Electric Company (PG&E) a California Corporation. Producer and PG&E are sometimes also referred to in this Agreement jointly as "Parties" or individually as "Party." In consideration of the mutual promises and obligations stated in this Agreement and its attachments, the Parties agree as follows:

1. SCOPE AND PURPOSE

This Agreement provides for Producer to interconnect and operate a Non-Export Generating Facility in parallel with PG&E's Distribution System to serve the electrical loads connected to the electric service account that PG&E uses to interconnect Producer's Generating Facility (or, where permitted under Section 218 of the California Public Utilities Code (PUC), the electric loads of an on-site or neighboring party lawfully connected to Producer's Generating Facility through Producer's circuits).

2. SUMMARY AND DESCRIPTION OF PRODUCER'S GENERATING FACILITY

2.1 A description of the Generating Facility, including a summary of its significant components and a single-line diagram showing the general arrangement of how Producer's Generating Facility and loads are interconnected with PG&E's Distribution System, are attached to and made a part of this Agreement. (Supplied by Producer as Appendix A).

2.2 Generating Facility identification number: 30S137163 (Assigned by PG&E).

2.3 Producer's electric service account number: 1121103917 (Assigned by PG&E).

2.4 Name and address used by PG&E to locate the electric service account used to interconnect the Generating Facility with PG&E's Distribution System:

Name: City & County Of San Francisco

Address: 850 Columbus Ave

City/Zip Code: San Francisco, CA 94102

2.5 The Gross Nameplate Rating of the Generating Facility is: 10 kW.

2.6 The Net Nameplate Rating of the Generating Facility is 10 kW.

2.7 The expected annual energy production of the Generating Facility is _____ kWh.

2.8 For the purpose of securing the Competition Transition Charge exemption available under Section 372 of the California Public Utilities Code (PUC), Producer hereby declares that the Generating Facility does / does not meet the requirements for Cogeneration as such term is used in Section 216.6 of the California Public Utilities Code.

PACIFIC GAS AND ELECTRIC CO. ANY

GENERATING FACILITY INTERCONNECTION AGREEMENT
FOR NON-EXPORT GENERATING FACILITIES

2.9 The Generating Facility's expected date of Initial Operation is _____.
The expected date of Initial Operation shall be within two years of the date of this Agreement.

3. DOCUMENTS INCLUDED; DEFINED TERMS

3.1 This Agreement includes the following exhibits which are specifically incorporated herein and made a part of this Agreement.

- Appendix A- Description of Generating Facility and Single-Line Diagram (Supplied by Producer).
- Appendix B- Copies of Rules 2 and 21 and other selected rules and tariffs of PG&E (Supplied by PG&E).
- Appendix C- A Copy of *PG&E's Agreement for Installation of Allocation of Special Facilities for Parallel Operation of Nonutility-Owned Generation and/or Electrical Standby Service (Form 79-280)* (Special Facility Agreement), if applicable, (Formed by the Parties).

3.2 When initially capitalized, whether in the singular or in the plural, the terms used herein shall have the meanings assigned to them either in this Agreement or in PG&E's Rule 21, Section C.

4. TERM AND TERMINATION

4.1 This Agreement shall become effective as of the last date entered in Section 16, below. The Agreement shall continue in full force and effect until the earliest date that one of the following events occurs:

- (a) The Parties agree in writing to terminate the Agreement.
- (b) Unless otherwise agreed in writing by the Parties, at 12:01 A.M. on the day following the date the electric service account through which Producer's Generating Facility is interconnected to PG&E's Distribution System is closed or terminated.
- (c) At 12:01 A.M. on the 61st day after Producer or PG&E provides written Notice pursuant to Section 9 below to the other Party of Producer's or PG&E's intent to terminate this Agreement.

4.2 Producer may elect to terminate this Agreement pursuant to the terms of Section 4.1(c) for any reason. PG&E may elect to terminate this Agreement pursuant to the terms of Section 4.1(c) for one or more of the following reasons:

- (a) A change in applicable rules, tariffs, and regulations, as approved or directed by the Commission, or a change in any local, state or federal law, statute or regulation, either of which materially alters or otherwise affects PG&E's ability or obligation to perform PG&E's duties under this Agreement; or,

**GENERATING FACILITY INTERCONNECTION AGREEMENT
FOR NON-EXPORT GENERATING FACILITIES**

- (b) Producer fails to take all corrective actions specified in PG&E's Notice that Producer's Generating Facility is out of compliance with the terms of this Agreement within the time frame set forth in such Notice; or,
 - (c) Producer fails to interconnect and operate the Generating Facility per the terms of this Agreement prior to 120 days after the date set forth in Section 2.9, above, as the Generating Facility's expected date of Initial Operation; or,
 - (d) Producer abandons the Generating Facility. PG&E shall deem the Generating Facility to be abandoned if PG&E determines, in its sole opinion, the Generating Facility is non-operational and Producer does not provide a substantive response to PG&E Notice of its intent to terminate this Agreement as a result of Producer's apparent abandonment of the Generating Facility affirming Producer's intent and ability to continue to operate the Generating Facility.
- 4.3 Notwithstanding any other provisions of this Agreement, PG&E shall have the right to unilaterally file with the Commission, pursuant to the Commission's rules and regulations, an application to terminate this Agreement.
- 4.4 Any agreements attached to and incorporated into this Agreement shall terminate concurrently with this Agreement unless the Parties have agreed otherwise in writing.

5. GENERATING FACILITY, OPERATION AND CERTIFICATION REQUIREMENTS

- 5.1 The electric power produced by Producer's Generating Facility shall be used solely to serve electrical loads connected to the electric service account that PG&E uses to interconnect Producer's Generating Facility (or, where permitted under Section 218 of the PUC, the electric loads of an on-site or neighboring party lawfully connected to Producer's Generating Facility through Producer's circuits). Producer shall attempt in good faith to regulate the electric power output of Producer's Generating Facility so as to prevent the flow of electric energy from the Generating Facility to PG&E's electric system. Unless otherwise agreed upon in writing by the Parties, this Agreement does not provide for, nor otherwise require PG&E to receive, purchase, transmit, distribute, or store the electrical power produced by Producer's Generating Facility.
- 5.2 If Producer declares that its Generating Facility meets the requirements for Cogeneration as such term is used in Section 216.6 of the PUC (or any successor definition of Cogeneration) (Cogeneration Requirements), Producer warrants that, beginning on the date of Initial Operation and continuing throughout the term of this Agreement, its Generating Facility shall continue to meet such Cogeneration Requirements. If Producer becomes aware that its Generating Facility has ceased to meet the Cogeneration Requirements, Producer shall promptly provide PG&E with Notice of such change pursuant to Section 9.1 below. If at any time during the term of this Agreement PG&E determines in its sole discretion that Producer's Generating Facility may no longer meet the Cogeneration Requirements, PG&E may require Producer to provide evidence that its Generating Facility continues to meet the Cogeneration Requirements within 15 business days of PG&E's request

**GENERATING FACILITY INTERCONNECTION AGREEMENT
FOR NON-EXPORT GENERATING FACILITIES**

for such evidence. Additionally, PG&E may periodically (typically, once per year) inspect Producer's Generating Facility and/or require documentation from Producer to monitor the Generating Facility's compliance with Section 216.6 of the PUC. If PG&E determines in its sole judgment that Producer either failed to provide evidence in a timely manner or that it provided insufficient evidence that its Generating Facility continues to meet the Cogeneration Requirements, then the Cogeneration status of the Generating Facility shall be deemed ineffective until such time as Producer again demonstrates to PG&E's reasonable satisfaction that the Generating Facility meets the requirements for a Cogeneration facility (the Status Change).

5.2.1 PG&E shall revise its records and the administration of this Agreement to reflect the Status Change and provide Notice to Producer of the Status Change pursuant to Section 9.1 below. This Notice shall specify the effective date of the Status Change. This date shall be the first day of the calendar year for which PG&E determines in its sole discretion that the Generating Facility first ceased to meet the Cogeneration Requirements. PG&E's Notice shall include an invoice for Competition Transition Charges (CTCs) that were not previously billed during the period between the effective date of the Status Change and the date of the Notice in reliance upon Producer's representations that the Generating Facility complied with the Cogeneration Requirements and therefore was eligible for the exemption from CTCs available under Section 372 of the PUC.

5.2.2 Any amounts to be paid or refunded by Producer, as may be invoiced by PG&E pursuant to the terms of this Section 5.2, shall be paid to PG&E within 30 days of Producer's receipt of such invoice.

6. INTERCONNECTION FACILITIES

6.1 Producer and/or PG&E, as appropriate, shall provide Interconnection Facilities that adequately protect PG&E's Distribution System, personnel, and other persons from damage or injury, which may be caused by the operation of Producer's Generating Facility.

6.2 Producer shall be solely responsible for the costs, design, purchase, construction, operation, and maintenance of the Interconnection Facilities that Producer owns.

6.3 If the provisions of PG&E's Rule 21, or any other tariff or rule approved by the Commission, requires PG&E to own and operate a portion of the Interconnection Facilities, Producer and PG&E shall promptly execute an Special Facilities Agreement that establishes and allocates responsibility for the design, installation, operation, maintenance, and ownership of the Interconnection Facilities. This Special Facilities Agreement shall be attached to and made a part of this Agreement as Appendix C.

7. LIMITATION OF LIABILITY

PACIFIC GAS AND ELECTRIC CO. ANY
GENERATING FACILITY INTERCONNECTION AGREEMENT
FOR NON-EXPORT GENERATING FACILITIES

Each Party's liability to the other Party for any loss, cost, claim, injury, liability, or expense, including reasonable attorney's fees, relating to or arising from any act or omission in its performance of this agreement, shall be limited to the amount of direct damage actually incurred. In no event shall either Party be liable to the other Party for any indirect, special, consequential, or punitive damages of any kind whatsoever.

8. INSURANCE

8.1 In connection with Producer's performance of its duties and obligations under this Agreement, Producer shall maintain, during the term of this Agreement, general liability insurance with a combined single limit of not less than:

- (a) Two million dollars (\$2,000,000) for each occurrence if the Gross Nameplate Rating of Producer's Generating Facility is greater than one hundred (100) kW;
- (b) One million dollars (\$1,000,000) for each occurrence if the Gross Nameplate Rating of Producer's Generating Facility is greater than twenty (20) kW and less than or equal to one hundred (100) kW; and
- (c) Five hundred thousand dollars (\$500,000) for each occurrence if the Gross Nameplate Rating of Producer's Generating Facility is twenty (20) kW or less.
- (d) Two hundred thousand dollars (\$200,000) for each occurrence if the Gross Nameplate Rating of Producer's Generating Facility is ten (10) kW or less and Producer's Generating Facility is connected to an account receiving residential service from PG&E.

Such general liability insurance shall include coverage for "Premises-Operations, Owners and Contractors Protective, Products/Completed Operations Hazard, Explosion, Collapse, Underground, Contractual Liability, and Broad Form Property Damage including Completed Operations."

8.2 The general liability insurance required in Section 8.1 shall, by endorsement to the policy or policies, (a) include PG&E as an additional insured; (b) contain a severability of interest clause or cross-liability clause; (c) provide that PG&E shall not by reason of its inclusion as an additional insured incur liability to the insurance carrier for payment of premium for such insurance; and (d) provide for thirty (30) calendar days' written notice to PG&E prior to cancellation, termination, alteration, or material change of such insurance.

8.3 If Producer's Generating Facility is connected to an account receiving residential service from PG&E and the requirement of Section 8.2(a) prevents Producer from obtaining the insurance required in Section 8.1, then upon Producer's written Notice to PG&E in accordance with Section 9.1, the requirements of Section 8.2(a) shall be waived.

8.4 Evidence of the insurance required in Section 8.2 shall state that coverage provided is primary and is not in excess to or contributing with any insurance or self-insurance maintained by PG&E.

PACIFIC GAS AND ELECTRIC CO. ANY
GENERATING FACILITY INTERCONNECTION AGREEMENT
FOR NON-EXPORT GENERATING FACILITIES

- 8.5 Producer agrees to furnish the required certificates and endorsements to PG&E prior to Initial Operation. PG&E shall have the right to inspect or obtain a copy of the original policy or policies of insurance.
- 8.6 If Producer is self-insured with an established record of self-insurance, Producer may comply with the following in lieu of Sections 8.1 through 8.4:
- (a) Producer shall provide to, PG&E, at least thirty (30) calendar days prior to the date of Initial Operation, evidence of an acceptable plan to self-insure to a level of coverage equivalent to that required under Section 8.1.
 - (b) If Producer ceases to self-insure to the level required hereunder, or if Producer are unable to provide continuing evidence of Producer's ability to self-insure, Producer agrees to immediately obtain the coverage required under Section 8.1.
- 8.7 All insurance certificates, statements of self-insurance, endorsements, cancellations, terminations, alterations, and material changes of such insurance shall be issued and submitted via email or fax to the following:

Pacific Gas and Electric Company
c/o EXIGIS LLC
support@exigis.com
Fax: 646-755-3327

9. NOTICES

- 9.1 Any written notice, demand, or request required or authorized in connection with this Agreement (Notice) shall be deemed properly given if delivered in person or sent by first class mail, postage prepaid, to the person specified below:

If to PG&E: Pacific Gas and Electric Company
Attention: Generation Interconnection Services- Contract
Management
245 Market Street
Mail Code N7L
San Francisco, California 94105-1702

If to Producer: Producer Name: City & County Of San Francisco
Address: 5th flr/Main Library 100 Larkin Street
City: San Francisco, CA 94102
Phone: (415)557-4485
FAX: ()

- 9.2 A Party may change its address for Notices at any time by providing the other Party Notice of the change in accordance with Section 9.1.
- 9.3 The Parties may also designate operating representatives to conduct the daily communications, which may be necessary or convenient for the administration of this Agreement. Such designations, including names, addresses, and phone

PACIFIC GAS AND ELECTRIC CO. ANY
GENERATING FACILITY INTERCONNECTION AGREEMENT
FOR NON-EXPORT GENERATING FACILITIES

numbers may be communicated or revised by one Party's Notice to the other.

10. REVIEW OF RECORDS AND DATA

10.1 PG&E shall have the right to review and obtain copies of Producer's operations and maintenance records, logs, or other information such as, unit availability, maintenance outages, circuit breaker operation requiring manual reset, relay targets and unusual events pertaining to Producer's Generating Facility or its interconnection with PG&E's Distribution System.

10.2 Producer authorizes to release to the California Energy Commission (CEC) information regarding Producer's facility, including customer name, location, size, and operational characteristics of the unit, as requested from time to time pursuant to the CEC's rules and regulations.

11. ASSIGNMENT

Producer shall not voluntarily assign its rights nor delegate its duties under this Agreement without PG&E's written consent. Any assignment or delegation Producer makes without PG&E's written consent shall not be valid. PG&E shall not unreasonably withhold its consent to Producer's assignment of this Agreement.

12. NON-WAIVER

None of the provisions of this Agreement shall be considered waived by a Party unless such waiver is given in writing. The failure of a Party to insist in any one or more instances upon strict performance of any of the provisions of this Agreement or to take advantage of any of its rights hereunder shall not be construed as a waiver of any such provisions or the relinquishment of any such rights for the future, but the same shall continue and remain in full force and effect.

13. GOVERNING LAW, JURISDICTION OF COMMISSION, INCLUSION OF PG&E's TARIFF SCHEDULES AND RULES

13.1 This Agreement shall be interpreted, governed, and construed under the laws of the State of California as if executed and to be performed wholly within the State of California without giving effect to choice of law provisions that might apply to the law of a different jurisdiction.

13.2 This Agreement shall, at all times, be subject to such changes or modifications by the Commission as it may from time to time direct in the exercise of its jurisdiction.

13.3 The interconnection and services provided under this Agreement shall at all times be subject to the terms and conditions set forth in the Tariff Schedules and Rules applicable to the electric service provided by, PG&E, which Tariff Schedules and Rules are hereby incorporated into this Agreement by this reference.

13.4 Notwithstanding any other provisions of this Agreement, PG&E shall have the right to unilaterally file with the Commission, pursuant to the Commission's rules and regulations, an application for change in rates, charges, classification, service, tariff or rule or any agreement relating thereto.

PACIFIC GAS AND ELECTRIC CO. ANY
GENERATING FACILITY INTERCONNECTION AGREEMENT
FOR NON-EXPORT GENERATING FACILITIES

14. AMENDMENT AND MODIFICATION

This Agreement can only be amended or modified in writing, signed by both Parties.

15. ENTIRE AGREEMENT

This Agreement, including any incorporated Tariff Schedules and rules, contains the entire agreement and understanding between the Parties, their agents, and employees as to the subject matter of this Agreement. Each party also represents that in entering into this Agreement, it has not relied on any promise, inducement, representation, warranty, agreement or other statement not set forth in this Agreement or in the incorporated tariff schedules and rules.

16. SIGNATURES

IN WITNESS WHEREOF, the Parties hereto have caused two originals of this Agreement to be executed by their duly authorized representatives. This Agreement is effective as of the last date set forth below.

PRODUCER'S NAME

PACIFIC GAS AND ELECTRIC COMPANY

By: _____
Name: _____
Title: _____
Date: _____

By: _____
Name: _____
Title: _____
Date: _____

**GENERATING FACILITY INTERCONNECTION AGREEMENT
FOR NON-EXPORT GENERATING FACILITIES
PACIFIC GAS AND ELECTRIC COMPANY**

**APPENDIX A
DESCRIPTION OF GENERATING FACILITY
AND SINGLE-LINE DIAGRAM,
(Provided by Producer)**

PACIFIC GAS AND ELECTRIC COMPANY
GENERATING FACILITY INTERCONNECTION AGREEMENT
FOR NON-EXPORT GENERATING FACILITIES

APPENDIX B
RULES "2" AND "21"
(and any other Tariffs pertinent to the situation)
(Provided by PG&E)

(Note: PG&E's tariffs are included for reference only and shall at all times be subject to such changes or modifications by the Commission as the Commission may, from time to time, direct in the exercise of its jurisdiction.)

PACIFIC GAS AND ELECTRIC COMPANY
GENERATING FACILITY INTERCONNECTION AGREEMENT
FOR NON-EXPORT GENERATING FACILITIES

APPENDIX C
(If Applicable)
RULE 21 "SPECIAL FACILITIES" AGREEMENT
(Formed between the Parties)



Edwin M. Lee, Mayor
Naomi Kelly, City Administrator

**OFFICE OF THE
CITY ADMINISTRATOR
RISK MANAGEMENT DIVISION**

Date: 4/7/2014

Brian Cherry

Pacific Gas & Electric Company
Attention: Generation Interconnection Services - Contract Mgmt
c/o EXIGIS LLC
245 Market Street
Mail Code N7L
San Francisco, California 94105-1702
United States

RE: CITY AND COUNTY OF SAN FRANCISCO SELF INSURANCE PROGRAM

This letter certifies that the City and County of San Francisco is self-insured and self-funded for the following insurance programs, which cover the City and County of San Francisco, its officers, and employees.

Comprehensive General Liability insurance in the amount of \$1,000,000 per occurrence and \$2,000,000 General Aggregate limit for bodily injury, property damage, and personal injury to third parties for liability arising out of the City's negligence in performance of this agreement

Workers' Compensation in statutory amounts with Employer's Liability of \$1,000,000 per accident, injury or illness.

Automobile Liability combined single limit per accident for bodily injury and property damage in the amount of \$1,000,000 per accident.

The City and County of San Francisco's self insurance program is not commercial insurance and has no legal capacity to name another entity as additional insured.

Do not hesitate to contact this office should you have any questions.

Sincerely,

Matt Hansen
Director

cc: San Francisco Water, Power, & Sewer Jamie Seidel

1 [Solar Power Projects Long Term Interconnection Agreements.]

2

3 **Resolution authorizing the San Francisco Public Utilities Commission General Manager**
4 **to enter into long term interconnection agreements for photovoltaic power plants**
5 **projects on City buildings, pursuant to San Francisco Charter Section 9.118.**

6

7 WHEREAS, The San Francisco electorate in November 2001 adopted Propositions B
8 and H, requiring the development and use of renewable energy on buildings owned by the
9 City and County of San Francisco; and

10 WHEREAS, The San Francisco Public Utilities Commission (SFPUC) was given
11 responsibility for implementing those renewable energy projects; and,

12 WHEREAS, The SFPUC has installed several photovoltaic power plant systems on
13 City Buildings, including the Moscone Center, the Southeast Treatment Plant and the
14 recycling facility at Pier 96; and

15 WHEREAS, the construction, or installation and operation agreements for these
16 Projects were approved by the Board of Supervisors respectively in the following resolutions:
17 Moscone Center, Resolution 621-02; Southeast Treatment Plant, Resolution 443-04; and Pier
18 96, Resolution 189-06; and

19 WHEREAS, The SFPUC has authorized and developed five additional projects that
20 are nearing completion, including Chinatown Public Library, Maxine Hall Medical Center, City
21 Distribution Division (CDD) Warehouse, North Point Treatment Plant and San Francisco
22 International Airport Terminal 3 rooftop (the Solar Projects); and

23 WHEREAS, On August 8, 2006, the SFPUC authorized a contract with Design-Build
24 Solutions, Inc, the Power Enterprise funded agreement No. DB 112, Solar Photovoltaic
25 Renewable Energy Plants, for turnkey design and construction of two solar photovoltaic

1 renewable energy plants, for an amount not to exceed \$492,964.16 over the life of the
2 Chinatown Branch Public Library and Maxine Hall Neighborhood Medical Center projects;
3 and,

4 WHEREAS, On September 26, 2006, the SFPUC authorized a contract with Stellar
5 Energy Solutions, the Mayor's Energy Conservation Account-funded agreement No. DB-110-
6 R, Photovoltaic Power Plants at CDD and North Point, to provide design, construction, and
7 commissioning of a 86.75 kW photovoltaic system at City Distribution Division's warehouse
8 and a 157 kW system at North Point Wet Weather Facility for an amount not to exceed
9 \$2,968,434 ; and

10 WHEREAS, The Airport Commission awarded Airport Contract No. 8684, Terminal 3
11 Solar Power System to Bay Area Systems and Solutions, dba Bass Electric Company, in the
12 amount of \$5,533,608.00 and approved an additional \$100,000.00 for Type I Modifications;
13 and

14 WHEREAS, The SFPUC must enter into Generating Facility Interconnection
15 Agreements (GFIs) with Pacific Gas and Electric Company (PG&E) to interconnect and
16 operate the Solar Projects in parallel with PG&E's Distribution System and to serve the
17 electrical loads at the City buildings in question, and

18 WHEREAS, The GFIs for the Solar Projects are based on a form agreement
19 approved by the California Public Utilities Commission; and

20 WHEREAS, The term of the GFIs for the Solar Projects is indefinite and hence
21 exceeds ten (10) years, and thus is subject to approval by this Board of Supervisors pursuant
22 to San Francisco Charter section 9.118; and

23 WHEREAS, The GFIs for the Solar Projects are subject to termination by the City for
24 any reason upon sixty days notice; and

1 WHEREAS, It is to the City's benefit for the GFIA's to have indefinite terms since this
2 allows the Solar Projects to remain interconnected indefinitely subject to the City's right to
3 terminate the GFIA's and disconnect the Solar Projects for any reason, upon sixty days notice;
4 and

5 WHEREAS, In order to qualify for financial incentives for each of the pending Solar
6 Projects (with the exception of Chinatown Library, which is below the limit to qualify), the
7 SFPUC must execute the GFIA for each of the projects by certain deadlines to provide PG&E
8 with Proof of Authorization to interconnect the solar systems; such dates being Maxine Hall
9 (11/6/2007); City Distribution Division (11/8/2007); North Point (12/13/2007); and San
10 Francisco International Airport (12/29/2007); and

11 WHEREAS, Because of time considerations related to obtaining a sizeable financial
12 incentive, the SFPUC entered into a GFIA with PG&E for a solar project at Pier 96 with a term
13 of 9 year 11 months; and

14 WHEREAS, The SFPUC desires to amend the GFIA for Pier 96 to extend the term to
15 an indefinite term, subject to termination by the City for any reason, upon sixty days notice,
16 consistent with the GFIA's for the Solar Projects; and

17 WHEREAS, The City Risk Manager has approved the Limitation of Liability language
18 set forth in section 7 and the Insurance language set forth in section 8 of the GFIA's for the
19 Solar Projects and for Pier 96; and

20 WHEREAS, The SFPUC may also be required by PG&E to enter into an Export
21 Addendum (Uncompensated) to the GFIA to address the distribution of any unused energy
22 produced by those projects (the Export Addendums), which addendums modify the GFIA and
23 will remain in effect for the same term as the GFIA; and

1 WHEREAS, A copy of the GFIA's for the Solar Projects, with the exception of the
2 Chinatown Library project GFIA, which will be in substantially the same form as the other
3 Solar Project GFIA's, and the form of the Export Addendums are on file with the Clerk of the
4 Board of Supervisors in File No. ⁰⁷¹²⁹⁵, which is hereby declared to be a part of this resolution as
5 if set forth fully herein; and,

6 WHEREAS, This Board supports the use and development of renewable energy on
7 City Buildings; now, therefore, be it

8 RESOLVED, That this Board of Supervisors authorizes the San Francisco Public
9 Utilities Commission General Manager to enter into the GFIA's for the Solar Projects, and to
10 amend the Pier 96 GFIA to extend the term to an indefinite term, and to enter into Export
11 Addendums where required, pursuant to San Francisco Charter section 9.118.



City and County of San Francisco

City Hall
1 Dr. Carlton B. Goodlett Place
San Francisco, CA 94102-4689

Tails
Resolution

File Number: 071295

Date Passed:

Resolution authorizing the San Francisco Public Utilities Commission General Manager to enter into long term interconnection agreements for photovoltaic power plants projects on City buildings, pursuant to San Francisco Charter Section 9.118.

October 16, 2007 Board of Supervisors — ADOPTED

Ayes: 11 - Alioto-Pier, Ammiano, Daly, Dufty, Elsbernd, Chu, Maxwell,
McGoldrick, Mirkarimi, Peskin, Sandoval

File No. 071295

I hereby certify that the foregoing Resolution was ADOPTED on October 16, 2007 by the Board of Supervisors of the City and County of San Francisco.

10/22/2007

Date Approved

Angela Galvillo

Angela Galvillo
Clerk of the Board

Gavin Newsom

Mayor Gavin Newsom

1 [Interconnection Agreements - Renewable Energy Generating Facilities]

2
3 **Resolution authorizing the San Francisco Public Utilities Commission General Manager**
4 **to enter into two long term interconnection agreements for renewable energy**
5 **generating facilities, pursuant to San Francisco Charter Section 9.118.**

6
7 WHEREAS, The San Francisco Public Utilities Commission (SFPUC) is responsible for
8 implementing renewable energy generating facilities for the City and County of San Francisco
9 (City); and,

10 WHEREAS, The SFPUC has installed renewable energy generating facilities on a
11 number of City properties; and

12 WHEREAS, The Board of Supervisors approved agreements for construction,
13 installation, and operating of these projects in the following resolutions: Moscone Center,
14 Resolution 621-02; Southeast Treatment Plant, Resolution 443-04; and Pier 96, Resolution
15 189-06; Chinatown Public Library, Maxine Hall Medical Center, City Distribution Division
16 Warehouse, North Point Treatment Plant and San Francisco International Airport Terminal 3,
17 Resolution 554-07; and

18 WHEREAS, The SFPUC has developed two additional solar projects at the Chinatown
19 Public Health Center and the MUNI Woods Motor Coach Facility (Solar Projects); and

20 WHEREAS, On November 12, 2009, the SFPUC authorized a contract with BASS
21 Electric in the amount of \$1,397,749, for turnkey design and construction of these two Solar
22 Projects (SFPUC Power Enterprise funded agreement No. DB 117 for Solar Photovoltaic
23 Renewable Energy Plants); and

24 WHEREAS, Construction and installation of the Solar Projects is nearly completed; and

1 WHEREAS, The SFPUC must enter into Generating Facility Interconnection
2 Agreements (GFIs) with Pacific Gas and Electric Company (PG&E) to interconnect and
3 operate the Solar Projects and to serve the electrical loads at each facility; and

4 WHEREAS, The GFIs for the Solar Projects are based on a PG&E form agreement
5 approved by the California Public Utilities Commission; and

6 WHEREAS, The term of the GFIs for the solar projects is of an indefinite duration,
7 because the term is commensurate with the useful lives of the Solar Projects, which are
8 expected to exceed ten (10) years; and

9 WHEREAS, The GFIs for the Solar Projects are subject to approval by this Board of
10 Supervisors, pursuant to San Francisco Charter section 9.118, because the agreements are
11 likely to exceed ten (10) years; and

12 WHEREAS, It is to the City's benefit for the GFIs to have terms commensurate with
13 the lives of the Solar Projects, because this ensures that the Solar Projects can remain
14 interconnected to PG&E's distribution system for their useful lives; and

15 WHEREAS, The GFIs for the Solar Projects are subject to termination by the City for
16 any reason upon sixty days notice; and

17 WHEREAS, The City Attorney has approved the limitation of liability language set forth
18 in section 7 of the GFIs for the Solar Projects; and

19 WHEREAS, The City's Risk Manager has approved the insurance language set forth in
20 section 8 of the GFIs for the Solar Projects; and

21 WHEREAS, A copy of the GFIA for each of the Solar Projects is on file with the Clerk of
22 the Board of Supervisors in File No. 111023, which are hereby declared to be a part of this
23 resolution as if set forth fully herein; now, therefore, be it

24 RESOLVED, That the Board of Supervisors supports and encourages the use and
25 development of renewable energy on City properties; and, be it

1 FURTHER RESOLVED, That the Board of Supervisors, pursuant to San Francisco
2 Charter section 9.118, authorizes the San Francisco Public Utilities Commission General
3 Manager to enter into Generating Facilities Interconnection Agreements for renewable energy
4 generating facilities located at the Chinatown Public Health Center and the MUNI Woods
5 Motor Coach Facility.

6

7

8

9

10

11

12

13

14

15

16

17

18

19

20

21

22

23

24

25



City and County of San Francisco
Tails
Resolution

City Hall
1 Dr. Carlton B. Goodlett Place
San Francisco, CA 94102-4689

File Number: 111023

Date Passed: October 18, 2011

Resolution authorizing the San Francisco Public Utilities Commission General Manager to enter into two long term interconnection agreements for renewable energy generating facilities, pursuant to San Francisco Charter Section 9.118.


October 12, 2011 Budget and Finance Committee - RECOMMENDED


October 18, 2011 Board of Supervisors - ADOPTED

Ayes: 11 - Avalos, Campos, Chiu, Chu, Cohen, Eisbernd, Farrell, Kim, Mar, Mirkarimi and Wiener

File No. 111023

I hereby certify that the foregoing
Resolution was ADOPTED on 10/18/2011 by
the Board of Supervisors of the City and
County of San Francisco.


Angela Calvillo
Clerk of the Board


Mayor Edwin Lee


Date Approved

1 [Agreement with Pacific Gas and Electric Company to Connect a Solar Power Project]

2
3 **Resolution pursuant to San Francisco Charter Section 9.118(b) authorizing the San**
4 **Francisco Public Utilities Commission General Manager to enter into a long term**
5 **interconnection agreement with Pacific Gas and Electric Company for a solar power**
6 **project at the Alvarado Elementary School.**

7
8 WHEREAS, The San Francisco Public Utilities Commission (SFPUC) is responsible for
9 implementing renewable energy generating facilities for the City and County of San Francisco
10 (City); and,

11 WHEREAS, In Resolution No. 124-12, the Board of Supervisors approved a Master
12 License Agreement between the SFPUC and the San Francisco Unified School District
13 (SFUSD) authorizing the SFPUC to install and maintain solar power projects on certain
14 SFUSD buildings that the SFPUC and SFUSD mutually agree are suitable for such use; and

15 WHEREAS, The SFPUC and SFUSD have agreed that the first solar power project
16 under the Master License Agreement would be developed and installed at the Alvarado
17 Elementary School (the Project); and

18 WHEREAS, Funding for the Project was included in the SFPUC's capital plan for small
19 renewable energy projects; and

20 WHEREAS, The SFPUC has nearly completed the construction and installation of the
21 Project, and expects that it may begin generating electricity in September 2012; and

22 WHEREAS, In a determination dated June 12, 2012, the City and County of San
23 Francisco Planning Department found that the Project was categorically exempt from
24 environmental review under the California Environmental Quality Act; and

1 WHEREAS, The SFPUC must enter into a Generating Facility Interconnection
2 Agreement (Agreement) with Pacific Gas and Electric Company (PG&E) to interconnect the
3 Project to the electrical grid; and

4 WHEREAS, The Agreement is based on a PG&E form agreement approved by the
5 California Public Utilities Commission that is not subject to negotiation; and

6 WHEREAS, The term of the Agreement is commensurate with the useful life of the
7 Project in order to ensure that the Project can remain interconnected to PG&E's electrical
8 system for its useful life, which is expected to exceed ten (10) years; and

9 WHEREAS, The Agreement is subject to approval by the Board of Supervisors,
10 pursuant to San Francisco Charter section 9.118(b), because the term of the Agreement is
11 likely to exceed ten (10) years; and

12 WHEREAS, The Agreement is subject to termination by the City for any reason upon
13 sixty (60) days notice; and

14 WHEREAS, The City Attorney has approved the limitation of liability language set forth
15 in section 7 of the Agreement; and

16 WHEREAS, The City's Risk Manager has approved the insurance language set forth in
17 section 8 of the Agreement; and

18 WHEREAS, The terms and conditions of the Agreement do not require the payment of
19 any fees or costs to PG&E from the SFPUC; and

20 WHEREAS, A copy of the Agreement is on file with the Clerk of the Board of
21 Supervisors in File No. 120938, which is hereby declared to be a part of this resolution as if
22 set forth fully herein; and

23 WHEREAS, The Board of Supervisors recommends that, in connection with the
24 Project, the SFPUC work with the SFUSD to develop educational materials to instruct the
25

1 students of Alvarado Elementary School about renewable energy and the solar power facility
2 located at their school, now, therefore, be it

3 RESOLVED, That the Board of Supervisors supports and encourages the use and
4 development of renewable energy within the City and County of San Francisco, including by
5 installing solar power projects on buildings owned by the San Francisco Unified School
6 District and instructing students at those schools about the benefits of renewable energy; and,
7 be it

8 FURTHER RESOLVED, That the Board of Supervisors, pursuant to San Francisco
9 Charter section 9.118(b), authorizes the San Francisco Public Utilities Commission General
10 Manager to enter into a Generating Facility Interconnection Agreement with Pacific Gas and
11 Electric Company for the solar power project installed at the Alvarado Elementary School.



City and County of San Francisco

**Tails
Resolution**

City Hall
1 Dr. Carlton B. Goodlett Place
San Francisco, CA 94102-4689

File Number: 120938

Date Passed: October 16, 2012

Resolution authorizing the San Francisco Public Utilities Commission General Manager to enter into a long term interconnection agreement with Pacific Gas and Electric Company for a solar power project at the Alvarado Elementary School pursuant to San Francisco Charter Section 9.118(b).

October 03, 2012 Budget and Finance Committee - RECOMMENDED

October 16, 2012 Board of Supervisors - ADOPTED

Ayes: 11 - Avalos, Campos, Chiu, Chu, Cohen, Elsbernd, Farrell, Kim, Mar, Olague and Wiener

File No. 120938

I hereby certify that the foregoing
Resolution was ADOPTED on 10/16/2012 by
the Board of Supervisors of the City and
County of San Francisco.

Angela Calvillo
Clerk of the Board

Mayor

10/23/12
Date Approved

1 [Interconnection Agreement - Pacific Gas and Electric Company - Solar Power Project - 700
2 Pennsylvania Avenue]

3 **Resolution authorizing the Public Utilities Commission's General Manager to enter into**
4 **a long term interconnection agreement with Pacific Gas and Electric Company, to**
5 **commence following Board approval, for a Solar Power Project at the Municipal**
6 **Transportation Agency building located 700 Pennsylvania Avenue, pursuant to Charter,**
7 **Section 9.118(b).**

8
9 WHEREAS, The San Francisco Public Utilities Commission (PUC) is responsible for
10 development of renewable energy generating facilities for the City and County of San
11 Francisco (City); and

12 WHEREAS, On March 30, 2009, the PUC and the San Francisco Municipal
13 Transportation Agency (MTA) entered into a Memorandum of Understanding providing for
14 installation and operation of an on-site solar photovoltaic system to be owned by the PUC at
15 the MTA facility at 700 Pennsylvania Avenue, San Francisco, California (the Project); and

16 WHEREAS, On June 18, 2013, the PUC and the San Francisco Department of Public
17 Works (DPW) entered a letter agreement providing for DPW to act as general contractor for
18 the construction of the Project; and

19 WHEREAS, Funding for the Project was included in the PUC's capital budget for
20 renewable energy projects; and

21 WHEREAS, DPW has completed the construction of the Project, and expects that it
22 may begin generating electricity in mid-October, upon execution of an interconnection
23 agreement with Pacific Gas and Electric Company (PG&E); and

1 WHEREAS, In a determination dated July 15, 2008, the City of County of San
2 Francisco Planning Department found that the Project was categorically exempt from
3 environmental review under the California Environmental Quality Act; and

4 WHEREAS, The City must enter into a Generating Facility Interconnection Agreement
5 (Agreement) with PG&E to interconnect the Project to the electrical grid; and

6 WHEREAS, In Resolutions 554-07, 441-11, and 374-12, the Board of Supervisors
7 approved similar interconnection agreements for other City on-site solar photovoltaic systems;
8 and

9 WHEREAS, The term of the Agreement is of an indefinite duration in order to ensure
10 that the Project can remain interconnected to PG&E's electrical system for its useful life,
11 which is expected to exceed ten (10) years; and

12 WHEREAS, The Agreement is subject to termination by the City for any reason upon
13 sixty (60) days notice; and

14 WHEREAS, The City Attorney has approved the limitation of liability language set forth
15 in section 7 of the Agreement; and

16 WHEREAS, The City's Risk Manager has approved the insurance language set forth in
17 section 8 of the Agreement and has provided to PG&E a letter certifying that the City is self-
18 insured and describing the terms of the City's self insurance program; and

19 WHEREAS, The terms and conditions of the Agreement do not require the payment of
20 any fees or costs by the City to PG&E; and

21 WHEREAS, A copy of the Agreement is on file with the Clerk of the Board of
22 Supervisors in File No. 130856, which is hereby declared to be a part of this motion as if set
23 forth fully herein; now, therefore, be it

24 RESOLVED, That the Board of Supervisors authorizes the San Francisco Public
25 Utilities Commission General Manager to enter into the Agreement with Pacific Gas and

1 Electric Company for interconnection of the Project at the San Francisco Municipal
2 Transportation Agency building at 700 Pennsylvania Avenue , pursuant to San Francisco
3 Charter section 9.118(b), and, be it

4 FURTHER RESOLVED, That within thirty (30) days of the agreement being fully
5 executed by all parties, the General Manager of the San Francisco Public Utilities
6 Commission shall provide the final agreement to the Clerk of the Board for inclusion into the
7 official file.

8
9
10
11
12
13
14
15
16
17
18
19
20
21
22
23
24
25



City and County of San Francisco

Tails
Resolution

City Hall
1 Dr. Carlton B. Goodlett Place
San Francisco, CA 94102-4689

File Number: 130856

Date Passed: October 22, 2013

Resolution authorizing the Public Utilities Commission's General Manager to enter into a long term interconnection agreement with Pacific Gas and Electric Company, to commence following Board approval, for a Solar Power Project at the Municipal Transportation Agency building located 700 Pennsylvania Avenue, pursuant to Charter, Section 9.118(b).

October 09, 2013 Budget and Finance Committee - RECOMMENDED


October 22, 2013 Board of Supervisors - ADOPTED

Ayes: 9 - Avalos, Breed, Campos, Chiu, Cohen, Farrell, Mar, Tang and Yee

Excused: 2 - Kim and Wiener

File No. 130856


I hereby certify that the foregoing
Resolution was ADOPTED on 10/22/2013 by
the Board of Supervisors of the City and
County of San Francisco.



Angela Calvillo
Clerk of the Board



Mayor



11/04/13
Date Approved

1 [Interconnection Agreement - Pacific Gas and Electric Company - Solar Power Project - 201
2 Van Ness Avenue]

3 **Resolution authorizing the Public Utilities Commission's General Manager to enter into**
4 **a long term interconnection agreement with Pacific Gas and Electric Company, to**
5 **commence following Board approval, for a Solar Power Project at Davies Symphony**
6 **Hall, 201 Van Ness Avenue, pursuant to Charter, Section 9.118(b).**

7
8 WHEREAS, The San Francisco Public Utilities Commission (PUC) is responsible for
9 development of renewable energy generating facilities for the City and County of San
10 Francisco (San Francisco); and

11 WHEREAS, In October 2013, the PUC, and the San Francisco Department of Public
12 Works Bureau of Building Repair (DPW/BBR) entered into a letter agreement formalizing
13 terms for DPW/BBR to act as general contractor for construction of a 182 kilowatt solar power
14 project at Davies Symphony Hall at 201 Van Ness Avenue, San Francisco (the Project); and

15 WHEREAS, Funding for the Project was included in the PUC's capital plan for small
16 renewable energy projects; and

17 WHEREAS, The DPW has nearly completed the construction and installation of the
18 Project, and the PUC expects that the Project may begin generating electricity in December
19 2013, upon execution of an interconnection agreement with Pacific Gas and Electric Company
20 (PG&E); and

21 WHEREAS, In a determination dated May 2009, the San Francisco Planning
22 Department found that the Project was categorically exempt from environmental review under
23 the California Environmental Quality Act; and

24 WHEREAS, The PUC must enter into a Generating Facility Interconnection Agreement
25 (Agreement) with PG&E to interconnect the Project to the electrical grid; and

1 WHEREAS, In Resolution Nos. 554-07, 441-11, 374-12, and 371-13, the Board of
2 Supervisors approved similar interconnection agreements for other San Francisco on-site
3 solar photovoltaic systems, and

4 WHEREAS, The term of the Agreement is of an indefinite duration in order to ensure
5 that the Project can remain interconnected to PG&E's electrical system for its useful life,
6 which is expected to exceed ten (10) years; and

7 WHEREAS, The Agreement is subject to termination by San Francisco for any reason
8 upon sixty (60) days notice; and

9 WHEREAS, The City Attorney has approved the limitation of liability language set forth
10 in section 7 of the Agreement; and

11 WHEREAS, San Francisco's Risk Manager has approved the insurance language set
12 forth in section 8 of the Agreement and has provided to PG&E a letter certifying that San
13 Francisco is self-insured and describing the terms of the City's self insurance program; and

14 WHEREAS, The terms and conditions of the Agreement do not require the payment of
15 any fees or costs by San Francisco to PG&E; and

16 WHEREAS, A copy of the Agreement is on file with the Clerk of the Board of
17 Supervisors in File No. 131172, which is hereby declared to be a part of this Resolution as if
18 set forth fully herein; now, therefore, be it

19 RESOLVED, That the Board of Supervisors authorizes the San Francisco Public
20 Utilities Commission General Manager to enter into the Agreement with PG&E for
21 interconnection of the Project at the Davies Symphony Hall at 201 Van Ness Avenue,
22 San Francisco, pursuant to San Francisco Charter, Section 9.118(b); and, be it

23 FURTHER RESOLVED, That within thirty (30) days of the Agreement being fully
24 executed by all parties, the General Manager of the San Francisco Public Utilities
25

1 Commission shall provide the final Agreement to the Clerk of the Board for inclusion into the
2 official file.

- 3
- 4
- 5
- 6
- 7
- 8
- 9
- 10
- 11
- 12
- 13
- 14
- 15
- 16
- 17
- 18
- 19
- 20
- 21
- 22
- 23
- 24
- 25



City and County of San Francisco

Tails
Resolution

City Hall
1 Dr. Carlton B. Goodlett Place
San Francisco, CA 94102-4689

File Number: 131172

Date Passed: January 14, 2014

Resolution authorizing the Public Utilities Commission's General Manager to enter into a long term interconnection agreement with Pacific Gas and Electric Company, to commence following Board approval, for a Solar Power Project at Davies Symphony Hall, 201 Van Ness Avenue, pursuant to Charter, Section 9.118(b).


January 08, 2014 Budget and Finance Committee - RECOMMENDED


January 14, 2014 Board of Supervisors - ADOPTED

Ayes: 11 - Avalos, Breed, Campos, Chiu, Cohen, Farrell, Kim, Mar, Tang, Wiener and Yee

File No. 131172

I hereby certify that the foregoing
Resolution was ADOPTED on 1/14/2014 by
the Board of Supervisors of the City and
County of San Francisco.


Angela Calvillo
Clerk of the Board


Mayor


Date Approved

1 [Zoning Map Amendment - 701 Lombard Street]

2
3 **Ordinance amending the San Francisco Zoning Map, by amending the zoning**
4 **designation for 701 Lombard Street (Assessor's Block No. 74, Lot No. 01) from North**
5 **Beach Neighborhood Commercial District and 40-X Height and Bulk District to "P"**
6 **(Public) and "OS" Open Space Height and Bulk District for the new North Beach Public**
7 **Library or other public use and for purposes of consistency with the adjacent Public**
8 **and Open Space zoning designation of the Joe DiMaggio Playground; amending the**
9 **Zoning Map to remove 701 Lombard Street and 2000 Mason Street (Assessor's Block**
10 **No. 75, Lot No. 01) from the Telegraph Hill - North Beach Residential Special Use**
11 **District and to remove 701 Lombard Street from the North Beach Special Use District;**
12 **and making various findings, including environmental findings and findings of**
13 **consistency with the General Plan and priority policies of Planning Code Section 101.1.**

14 Note: Additions are single-underline italics Times New Roman;
15 deletions are ~~strikethrough italics Times New Roman~~.
16 Board amendment additions are double underlined.
17 Board amendment deletions are ~~strikethrough normal~~.

18 Be it ordained by the People of the City and County of San Francisco:

19 Section 1. Findings.

20 (a) On April 21, 2011, the Planning Commission, at a duly noticed public hearing,
21 adopted Motion No. 18321, which determined that the actions contemplated in this Ordinance
22 and other related actions, are in compliance with the California Environmental Quality Act
23 (CEQA) (California Public Resources Code sections 21000 et seq.) and San Francisco
24 Administrative Code Chapter 31.

25 (b) On April 21, 2011, the Planning Commission, at a duly noticed public hearing and
pursuant to CEQA and local law, adopted Motion No. 18322 concerning environmental

1 findings. These findings included a rejection of alternatives, adoption of a statement of
2 overriding benefit, and adoption of a mitigation monitoring and reporting program. A copy of
3 said Resolution is on file with the Clerk of the Board of Supervisors in File No. 110312 and is
4 incorporated herein by reference.

5 (c) On April 25, 2011, the San Francisco Public Library Commission, at a duly noticed
6 public hearing, adopted Resolution No. 2011-03, recommending the rezoning contemplated
7 herein among other actions. A copy of said Resolution is on file with the Clerk of the Board of
8 Supervisors in File No. 110312 and is incorporated by reference herein.

9 (d) On April 25, 2011, the San Francisco Recreation and Park Commission, at a duly
10 noticed public hearing, adopted Resolution No. 1104-023, recommending the rezoning
11 contemplated herein among other actions. A copy of said Resolution is on file with the Clerk
12 of the Board of Supervisors in File No. 110312 and is incorporated by reference herein.

13 (e) On June 7, 2011, at a duly noticed public hearing, this Board
14 approved Motion No. M11-91 affirming the Planning Commission's certification of
15 the final environmental impact report for the North Beach Public Library and Joe DiMaggio
16 Playground Master Plan Project (the "FEIR") in compliance with the CEQA and Administrative
17 Code Chapter 31. This Motion, all public testimony, public comment, and supporting
18 materials before the Board, the FEIR, and other project-related files at the Planning
19 Department, San Francisco Public Library, and Recreation and Park Department are
20 considered part of the administrative record for this FEIR and have been available for review
21 by this Board and the public. The Motion and all written materials submitted to the Board on
22 file with the Clerk of the Board of Supervisors in File Nos. 110615 and
23 are incorporated herein by reference.

1 (f) Based on the record before it, the Board finds that no substantial changes have
2 occurred nor has new information of substantial importance arisen since the adoption of the
3 Planning Commission Motion and aforementioned Resolutions that would require recirculation
4 of the FEIR pursuant to CEQA.

5 (g) In furtherance of the actions contemplated in this Ordinance and related
6 companion legislation, the Board hereby adopts the environmental findings of the San
7 Francisco Planning Commission, Public Library Commission, and Recreation and Park
8 Commission as its own.

9 (h) Under Planning Code Section 302, the Board of Supervisors finds that this
10 Ordinance will serve the public necessity, convenience and welfare for the reasons set forth in
11 Planning Commission Resolution No. 18324 adopted on April 21, 2011, that recommended
12 approval of this Zoning Map Amendment and incorporates such reasons by this reference
13 herein. A copy of said Resolution is on file with the Clerk of the Board of Supervisors in File
14 No. 110312 and is incorporated here by reference.

15 (i) As part of its Resolution No. 18324, the Planning Commission recommended that
16 the Board of Supervisors amend this legislation to remove 2000 Mason Street (Assessor's
17 Block 75, Lot 01), the current site of the Joe DiMaggio Playground, from the Telegraph Hill -
18 North Beach Residential Special Use District. Such an action would result in both 701
19 Lombard Street and 2000 Mason Street having the same zoning designation that would
20 include only Public use (P) and Open Space (OS) height and bulk districts. This Ordinance,
21 as drafted, accepts and incorporates the Planning Commission's recommendation.

22 (j) Under Planning Code Section 101.1, the Board of Supervisors finds that this
23 Ordinance is, on balance, in conformance with the General Plan and consistent with the
24 Priority Policies of Planning Code Section 101.1(b) of the Planning Code and hereby adopts
25

1 the findings of the Planning Commission, as set forth in Planning Commission Motion No.
2 18323 as its own.

3 (k) The purpose of this legislation is to establish a zoning designation for 701 Lombard
4 Street that reflects its use for a new public library or other public use and to ensure
5 consistency in the zoning designation for the adjacent P/OS zoning designation of the Joe
6 DiMaggio Playground, including its proposed Master Plan.

7 Section 2. Under Sections 106 and 302(c) of the Planning Code, Sectional Map 1 of
8 the Zoning Map of the City and County of San Francisco is amended as follows:


9 <u>Assessor Block/Lot</u>	10 <u>Use District to be Superseded</u>	11 <u>Use District to be Adopted</u>
12 74/01	13 North Beach Neighborhood 14 Commercial District	15 P (Public)

16 Section 3. Under Sections 106 and 302(c) of the Planning Code, Sectional Map H1 of
17 the Zoning Map of the City and County of San Francisco is amended as follows:

18 <u>Assessor Block/Lot</u>	19 <u>Height and Bulk District to be Superseded</u>	20 <u>Height and Bulk District to be Adopted</u>
21 74/01	22 40-X	23 OS (Open Space)

24 Section 4. Under Sections 106 and 302(c) of the Planning Code, Sectional Map SU1
25 of the Zoning Map of the City and County of San Francisco is amended to remove Assessor's
Block 74, Lot 01 (701 Lombard Street) and Assessor's Block 75, Lot 01 (2000 Mason Street)
from the Telegraph Hill - North Beach Residential Special Use District, as defined in Planning
Code Section 249.49, and to remove Assessor's Block 74, Lot 01 from the North Beach
Special Use District, as defined in Planning Code Section 780.3.

1 APPROVED AS TO FORM:
DENNIS J. HERRERA, City Attorney

2 By: 
3 John D. Malamut
4 Deputy City Attorney

5
6
7
8
9
10
11
12
13
14
15
16
17
18
19
20
21
22
23
24
25



City and County of San Francisco
Tails
Ordinance

City Hall
1 Dr. Carlton B. Goodlett Place
San Francisco, CA 94102-4689

File Number: 110312

Date Passed: June 14, 2011

Ordinance amending the San Francisco Zoning Map, by amending the zoning designation for 701 Lombard Street (Assessor's Block No. 74, Lot No. 01) from North Beach Neighborhood Commercial District and 40-X Height and Bulk District to "P" (Public) and "OS" Open Space Height and Bulk District for the new North Beach Public Library or other public use and for purposes of consistency with the adjacent Public and Open Space zoning designation of the Joe DiMaggio Playground; amending the Zoning Map to remove 701 Lombard Street and 2000 Mason Street (Assessor's Block No. 75, Lot No. 01) from the Telegraph Hill - North Beach Residential Special Use District and to remove 701 Lombard Street from the North Beach Special Use District; and making various findings, including environmental findings and findings of consistency with the General Plan and priority policies of Planning Code Section 101.1.

June 07, 2011 Board of Supervisors - PASSED, ON FIRST READING

Ayes: 11 - Avalos, Campos, Chiu, Chu, Cohen, Elsbernd, Farrell, Kim, Mar, Mirkarimi and Wiener

June 14, 2011 Board of Supervisors - FINALLY PASSED

Ayes: 11 - Avalos, Campos, Chiu, Chu, Cohen, Elsbernd, Farrell, Kim, Mar, Mirkarimi and Wiener

File No. 110312

I hereby certify that the foregoing
Ordinance was FINALLY PASSED on
6/14/2011 by the Board of Supervisors of the
City and County of San Francisco.

Angela Calvillo
Clerk of the Board

Mayor Edwin Lee

Date Approved

BOARD of SUPERVISORS



City Hall
Dr. Carlton B. Goodlett Place, Room 244
San Francisco 94102-4689
Tel. No. 554-5184
Fax No. 554-5163
TDD/TTY No. 554-5227

MEMORANDUM

TO: Harlan Kelly, Jr., General Manager, Public Utilities Commission
Luis Herrera, City Librarian, Library Department
Mohammed Nuru, Director, Department of Public Works
Naomi Kelly, City Administrator

FROM: Andrea Ausberry, Assistant Clerk, Land Use and Economic Development
Committee Board of Supervisors

DATE: May 21, 2014

SUBJECT: LEGISLATION INTRODUCED

The Board of Supervisors' Land Use and Economic Development Committee has received the following proposed legislation, introduced by Supervisor Chiu on May 06, 2014:


File No. 140485

Ordinance authorizing the Public Utilities Commission's General Manager to enter into a long-term interconnection agreement with Pacific Gas and Electric Company for a solar power project at the North Beach Branch Library at 850 Columbus Avenue, to commence following Board approval and continue indefinitely unless terminated; authorizing the Public Utilities Commission's General Manager to enter into similar long-term interconnection agreements in the future; and making environmental findings and findings of consistency with the General Plan, and the eight priority policies of Planning Code, Section 101.1.

If you have any additional comments or reports to be included with the file, please forward them to me at the Board of Supervisors, City Hall, Room 244, 1 Dr. Carlton B. Goodlett Place, San Francisco, CA 94102.

c: Juliet Ellis, Public Utilities Commission
Donna Hood, Public Utilities Commission
Sue Blackman, Library Commission
Frank Lee, Department of Public Works
Matthew Hansen, Risk Management

BOARD of SUPERVISORS



City Hall
Dr. Carlton B. Goodlett Place, Room 244
San Francisco 94102-4689
Tel. No. 554-5184
Fax No. 554-5163
TDD/TTY No. 554-5227

May 21, 2014

File No. 140485

Sarah Jones
Environmental Review Officer
Planning Department
1650 Mission Street, 4th Floor
San Francisco, CA 94103

Dear Ms. Jones:

On May 6, 2014, Supervisor Chiu introduced the following legislation:

File No. 140485

Ordinance authorizing the Public Utilities Commission's General Manager to enter into a long-term interconnection agreement with Pacific Gas and Electric Company for a solar power project at the North Beach Branch Library at 850 Columbus Avenue, to commence following Board approval and continue indefinitely unless terminated; authorizing the Public Utilities Commission's General Manager to enter into similar long-term interconnection agreements in the future; and making environmental findings and findings of consistency with the General Plan, and the eight priority policies of Planning Code, Section 101.1.

This legislation is being transmitted to you for environmental review.

Angela Calvillo, Clerk of the Board

A handwritten signature in cursive script, appearing to read "A. Ausberry".

By: Andrea Ausberry, Assistant Clerk
Land Use & Economic Development Committee

Attachment

c: Joy Navarrete, Environmental Planning
Jeanie Poling, Environmental Planning

Introduction Form

By a Member of the Board of Supervisors or the Mayor

Time stamp
or meeting date

I hereby submit the following item for introduction (select only one):

- 1. For reference to Committee.
An ordinance, resolution, motion, or charter amendment.
- 2. Request for next printed agenda without reference to Committee.
- 3. Request for hearing on a subject matter at Committee.
- 4. Request for letter beginning "Supervisor [] inquires"
- 5. City Attorney request.
- 6. Call File No. [] from Committee.
- 7. Budget Analyst request (attach written motion).
- 8. Substitute Legislation File No. []
- 9. Request for Closed Session (attach written motion).
- 10. Board to Sit as A Committee of the Whole.
- 11. Question(s) submitted for Mayoral Appearance before the BOS on []

Please check the appropriate boxes. The proposed legislation should be forwarded to the following:

- Small Business Commission Youth Commission Ethics Commission
- Planning Commission Building Inspection Commission

Note: For the Imperative Agenda (a resolution not on the printed agenda), use a Imperative

Sponsor(s):

Supervisor David Chiu

Subject:

Interconnection Agreement - Pacific Gas & Electric Company - Solar Project - 850 Columbus Avenue

The text is listed below or attached:

See attached.

Signature of Sponsoring Supervisor: *David Chiu*

For Clerk's Use Only:

140485

