A stylized map of California is positioned on the left side of the slide. The map is filled with a light orange color and is overlaid with numerous semi-transparent dots in shades of orange and light blue. Two larger, solid light blue circles are placed on the map, one in the northern region and one in the southern region. The background of the slide is white with a vertical light blue line running down the center.

Pretrial Electronic Monitoring

Alissa Skog, Researcher

**Presentation to the Board of Supervisors Budget & Finance Committee
October 5, 2022**

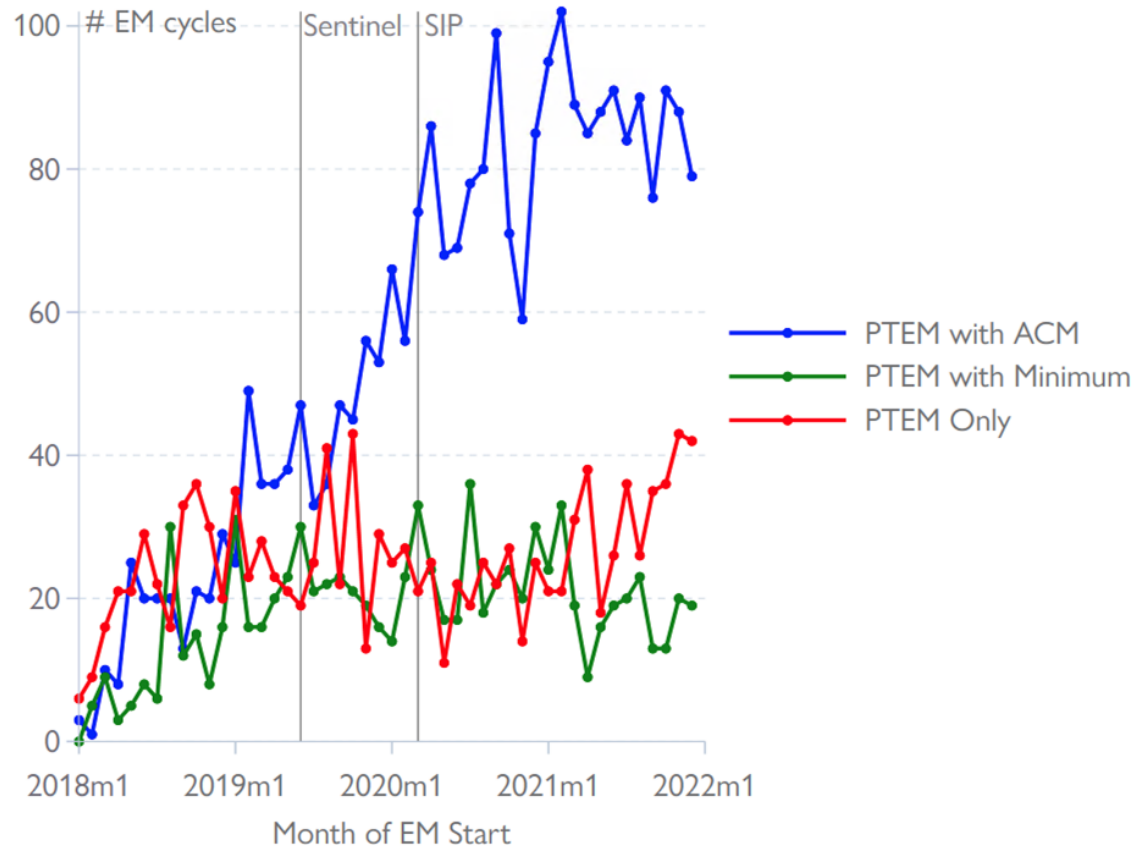
**CALIFORNIA
POLICY
LAB**



California Policy Lab & Project Scope

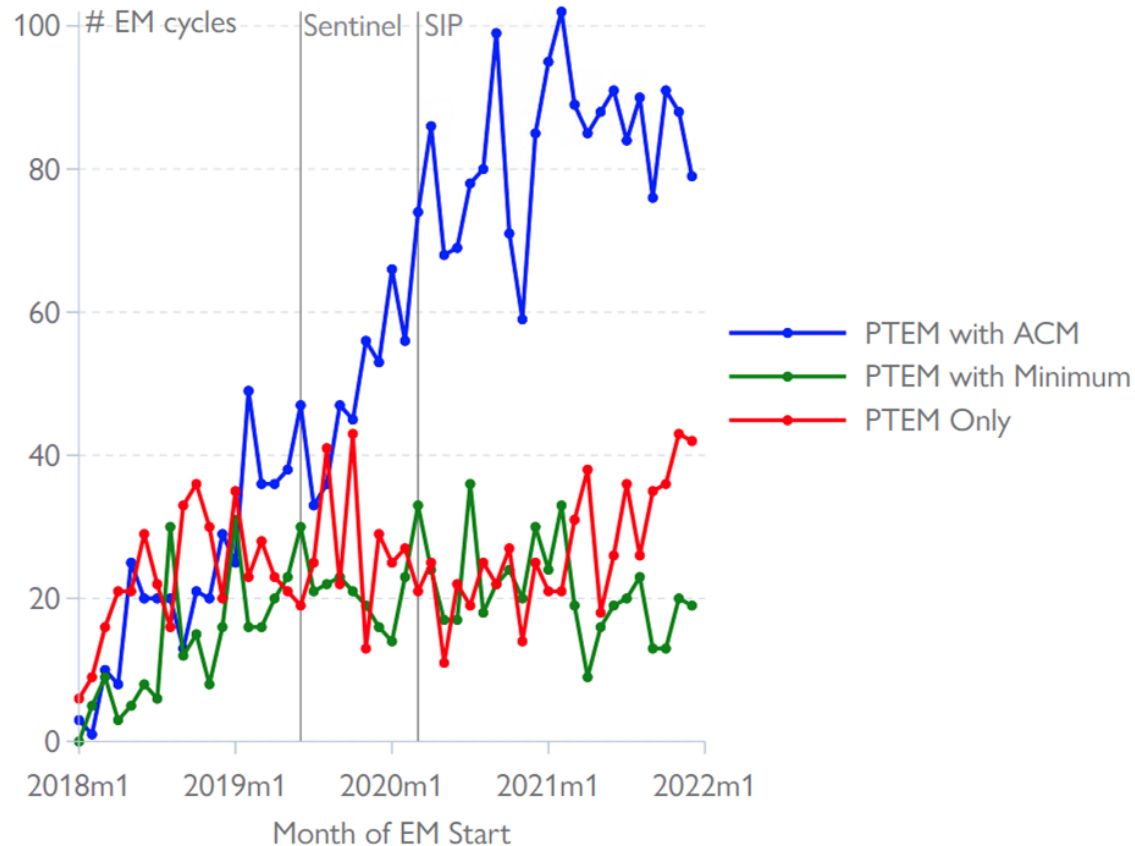
- CPL is an independent research institution at the University of California, partnering with over 40 state & local agencies
- Sheriff's Office asked CPL to evaluate its pretrial EM program in 2020
 - Substantial time cleaning and linking data from multiple sources: SFSO, SF Pretrial, SFDA, SF Court Comments, and Sentinel Services
- Analysis is descriptive only; causality should not be inferred from any figures presented today
 - We cannot say what would have happened if pretrial EM was not in place
- Full report will be released in October

Pretrial EM in San Francisco



Note: Between 2018-2021, 2,979 unique people were released on 4,738 cycles of pretrial EM. Three [categories](#) of pretrial EM: PTEM Only, supervision by SFSO; PTEM with Minimum, supervision by SFSO and SF Pretrial (weekly phone check-ins & court reminders; and PTEM with ACM, supervision by SFSO and SF Pretrial (supervision level varies, usually includes weekly in-person check-ins and engagement in services).

Pretrial EM in San Francisco



Who is released to pretrial EM:

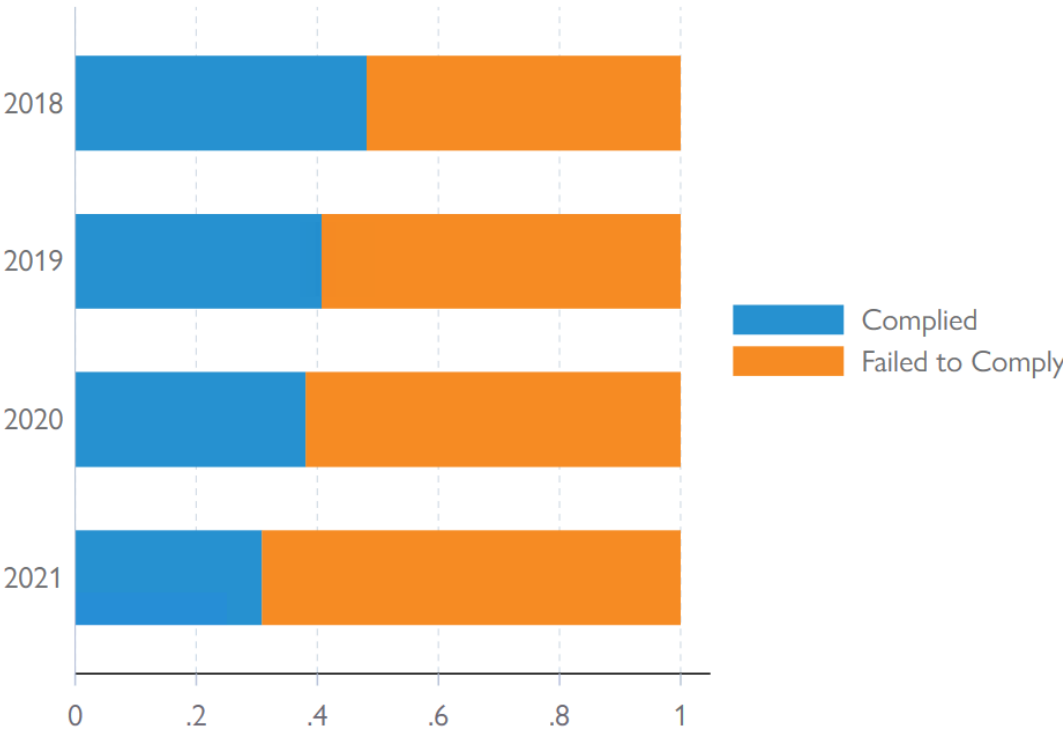
- Similar to the broader pretrial population, there is an over-representation of Black people (43%)
- Primarily people booked on felony offenses (84%) and assessed as high risk for new criminal activity and/or failure to appear by the PSA (66%)
- Over one-third of people released to pretrial EM are unhoused or unstably housed

Note: Between 2018-2021, 2,979 unique people were released on 4,738 cycles of pretrial EM. Three categories of pretrial EM: PTEM Only, supervision by SFSO; PTEM with Minimum, supervision by SFSO and SF Pretrial (weekly phone check-ins & court reminders; and PTEM with ACM, supervision by SFSO and SF Pretrial (supervision level varies, usually includes weekly in-person check-ins and engagement in services).



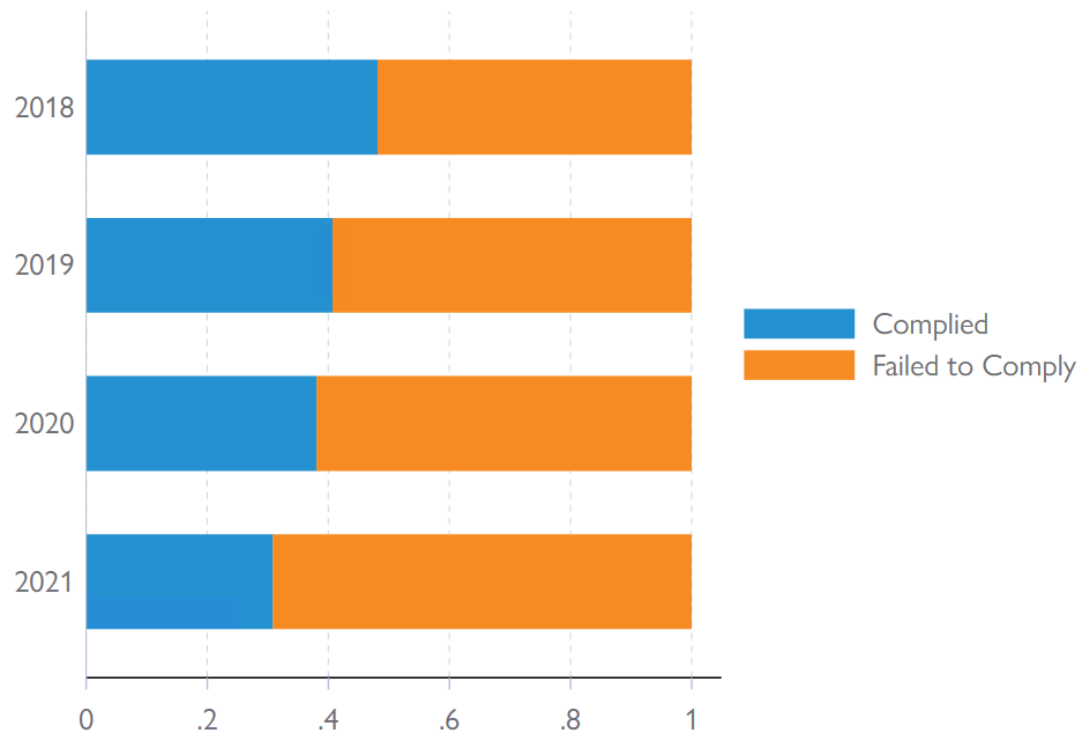
Approximately 40% of pretrial EM cycles completed successfully

EM Completion: SFSO Outcome Measures



Approximately 40% of pretrial EM cycles completed successfully

EM Completion: SFSO Outcome Measures



As the successful completion rate declined over time, the following increased:

- Caseload
- Share assessed as high risk for failure to appear and/or new criminal activity
- Share unhoused or unstably housed

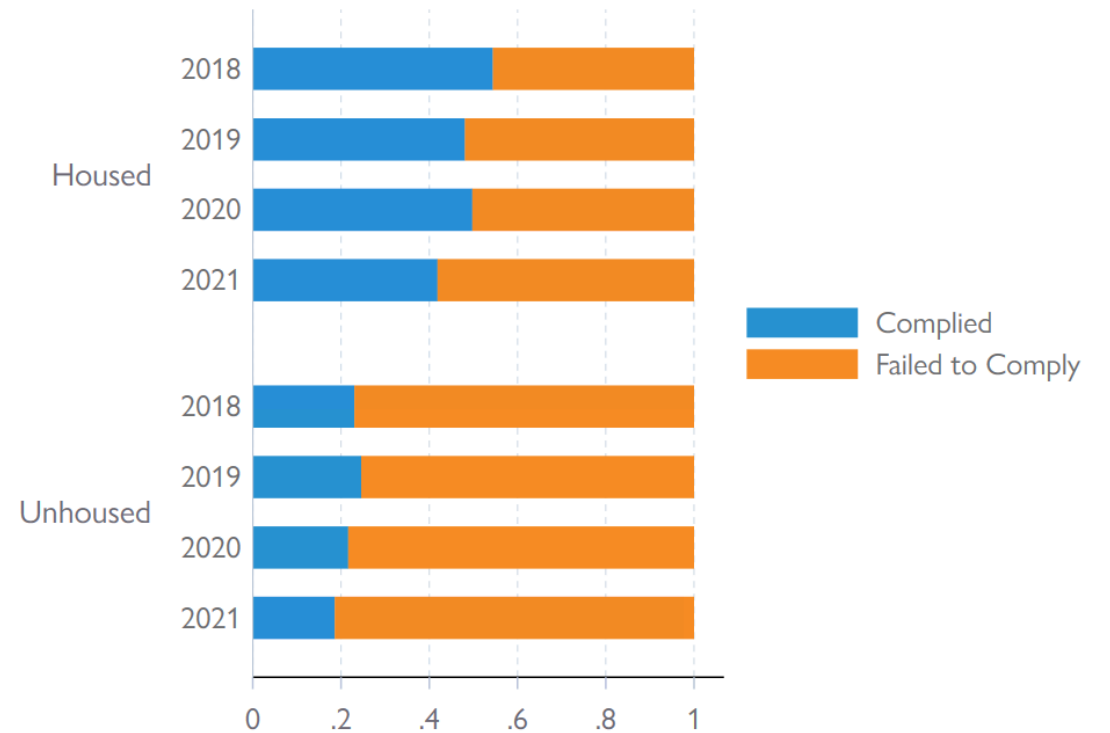
People who fail to successfully complete do so quickly: the median time to termination was 15 days

Unhoused or unstably housed individuals are much less likely to successfully complete

Slight more than **20%** of unhoused or unstably housed individuals successfully completed pretrial EM

Comparatively, approximately 50% of individuals identified as housed successfully completed pretrial EM

EM Completion: SFSO Outcome Measures



Misconduct while on pretrial EM

TABLE III. Misconduct while on EM (2021 Unsuccessful Terminations)

	Pretrial EM (All)
New Arrest in San Francisco	22.5%
Total EM Cycles	1,009

Note: Sample includes all pretrial EM cycles released in 2021 that terminated unsuccessfully.

Source: San Francisco Sheriff's Jail Management System and San Francisco District Attorney's DA Management System (Damion)



Misconduct while on pretrial EM

TABLE III. Misconduct while on EM (2021 Unsuccessful Terminations)

	Pretrial EM (All)
New Arrest in San Francisco	22.5%
No New Arrest in San Francisco	77.5%
<i>Non-Compliance Report</i>	<i>66.6%</i>
<i>Failure to Appear</i>	<i>39.7%</i>
<i>Other Misconduct</i>	<i>20.3%</i>
Total EM Cycles	1,009

Note: Sample includes all pretrial EM cycles released in 2021 that terminated unsuccessfully. **Non-Compliance Report** includes share with a verified NCR, but without a new arrest in San Francisco. **Other Misconduct:** may include NCRs & FTAs we were unable to match to the EM cycle or arrests outside of San Francisco.

Source: San Francisco Sheriff's Jail Management System; San Francisco Pretrial Diversion Project's Case Management System; San Francisco District Attorney's DA Management System (Damion); and Sentinel Services Non Compliance Reports.

Non-Compliance Report Reasons

- Stay Away (42.5%)
- Curfew (12.3%)
- Home Detention (10.6%)
- Other Geographic (8.0%)
- Other Geographic & Battery (7.9%)
- Other Geographic & Tamper (7.4%)

Recommendations

- **Data Collection and Quality**
 - **Link the booking number** in the Jail Management System (JMS) to the Community Programs and Sentinel Offender Services data
 - Maintain **conditions data** for the full pretrial EM cycle
 - Track **reason for termination** from pretrial EM
- **Program and Policy**
 - Evaluate pretrial release options that might better support successful completion San Francisco's **unhoused or unstably housed population**
 - **Terminations occur quickly**; recommend reviewing opportunities to:
 - provide additional support within the first two weeks
 - lessen the conditions as the risk of termination decreases