



# Department of Public Works

## FY 2014-15 & 2015-16 Proposed Department Budget

Budget and Finance Committee  
May 7, 2014



42041



# Strategic Plan

## Goals





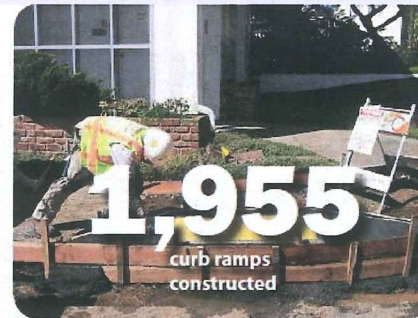

Ensure safe, clean & green infrastructure and public rights of way  
Create and maintain beautiful, highly functional and sustainable facilities  
Deliver world class public service  
Expand the SF economy and lead in the creation of jobs for our residents

- **The plan is a living document that guides our daily work.**
- **Each goal has measureable objectives, and each objective has strategic actions. Progress is tracked at monthly management meetings and reported to all staff and stakeholders bi-annually.**
- **Employee performance plans and appraisals are aligned to the plan.**
- **Staff are revising the plan for the next three years. A new vision, mission, goals, objectives, initiatives and core values will focus the department on a common way forward.**



# 2012-13 Accomplishments

## Public Works Fiscal Year 2012-13





# Keeping the City Clean



Initiated classroom presentations on the importance of keeping San Francisco clean and beautiful





Logged more than 50,000 volunteer hours cleaning and greening the City



Launched sfgiantsweep.org website and social media platforms



Advertised on billboards, bus shelters, Muni vehicles and television



Promoted Giant Sweep with commissioned flash mob performances at community cleaning events and the annual Gay Pride Parade



Gathered more than 21,000 Giant Sweep "I will not litter" pledges



Received more than 300 submissions from 22 schools for Giant Sweep poster contest



Signed up corporate partners, including Starbucks, Recology, the San Francisco Giants and Webcor



# Delivering Major Capital Projects and Programs

## Actively Managing Bond Projects

- \$248M Road Repaving and Street Safety Bond (2011)
- \$420M Earthquake Safety and Emergency Response Bond (2010)
- \$105.9M Branch Library Improvement Program Bond (2000)
- \$195M Clean and Safe Neighborhood Parks Bond (2012)



## Delivering Major Capital Projects

- San Francisco General Hospital
- War Memorial Veteran's Building
- Cruise Ship Terminal
- Moscone Center Expansion
- Public Safety Building
- Better Market Street



## Planning Future Bond Programs

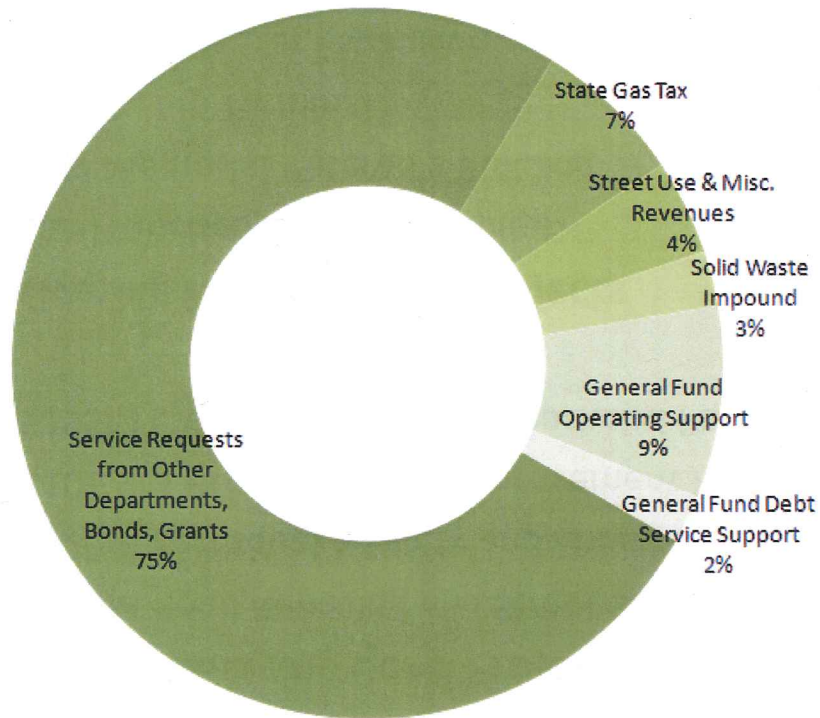
- Earthquake Safety and Emergency Response Bond II (June 2014)
- Transportation 2030 (November 2014)



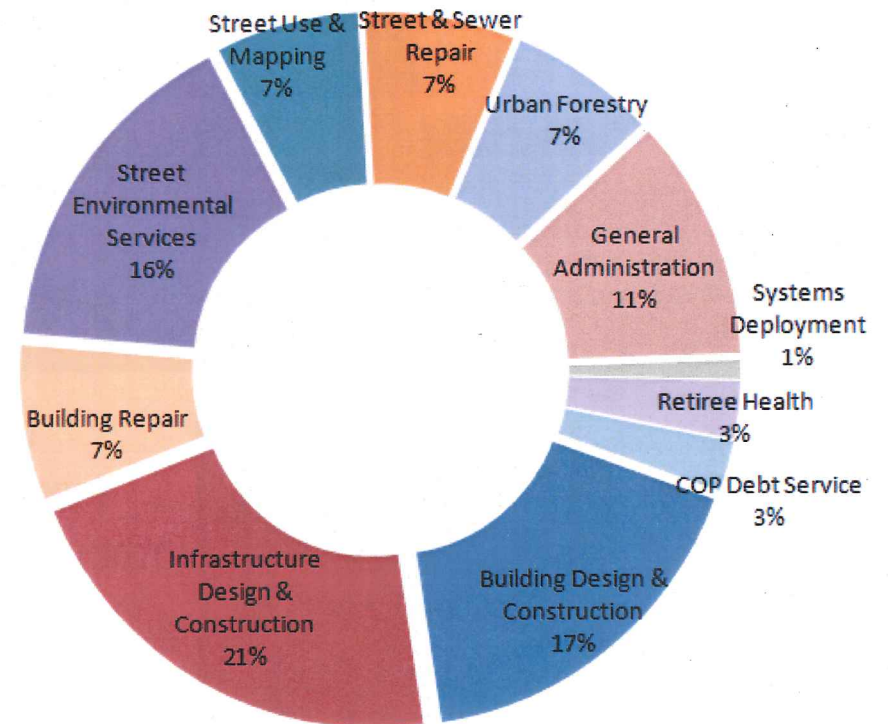


# Budget Overview

2014-15 Proposed Sources



2014-15 Proposed Uses



- The FY 2014-15 Proposed budget is \$230.6M
- 75% of DPW's sources are from Work Orders, Bonds, Grants and Special Funds



# Mayor's Cut Target

- DPW met the Mayor's 1% cut target in FY 2014-15 and FY 2015-16.
- The year one target was met through increased street use permit revenues, and the year two cut target was met through increased revenues and recoveries as well as reductions in professional services.



## Major Changes: Proposed Sources

Sources grow by \$16.5 million in 2014-15:

- \$15.8 million of the growth is due to work orders from other departments for capital improvement and renewal programs.
- State Gas Tax revenue budget reduced \$360K in line with actual receipts (decline in fuel consumption).
- \$1.4 million in general fund growth from general fund permit revenues.

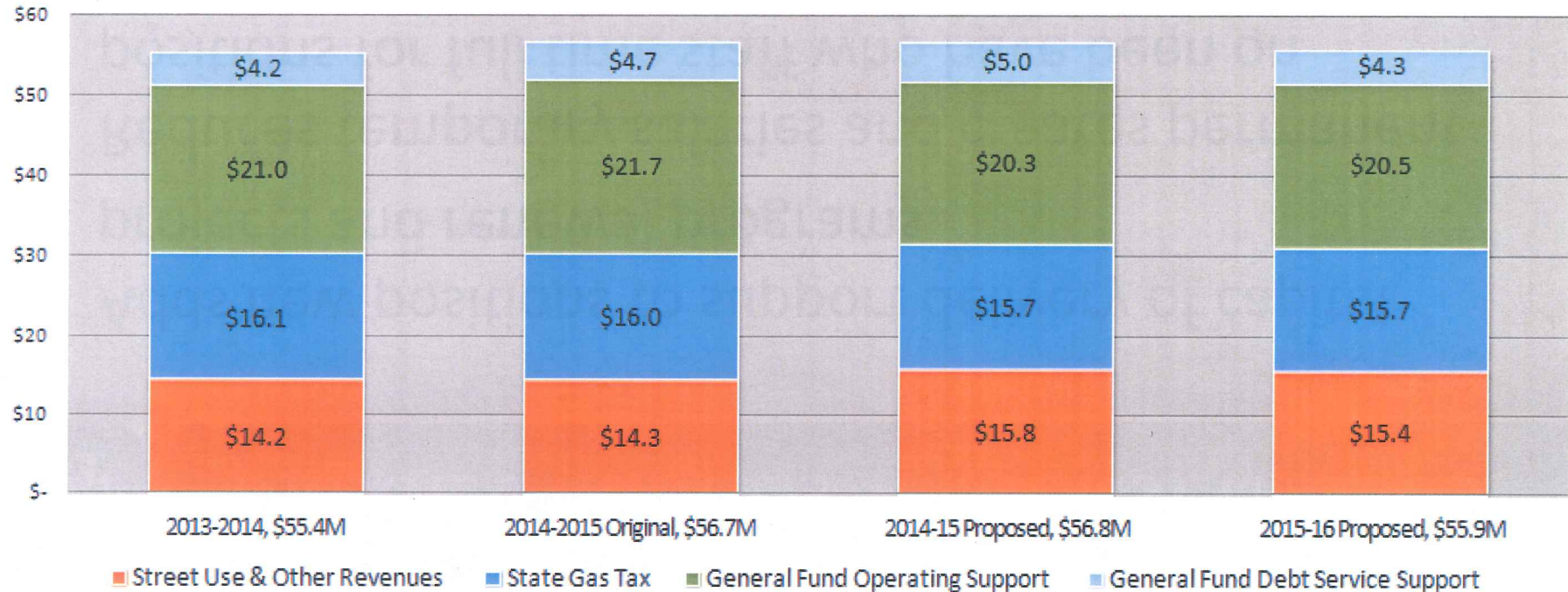




# Proposed Sources

Sources (\$ in Millions)								
	2013-14	Change	2014-15 Original	Change	Total Change	2014-15 Proposed	Change	2015-16 Proposed
Fund Source								
Service Requests from Other Departments, Bonds, Grants	\$ 158.6	↑ 7.4	\$ 166.1	↑ 7.7	↑ 15.1	\$ 173.8	↑ 1.4	\$ 175.2
General Fund, State Gas Tax	\$ 55.4	↑ 1.3	\$ 56.7	→ 0.1	↑ 1.4	\$ 56.8	↓ (0.7)	\$ 55.9
<b>Gross Operating Budget</b>	<b>\$ 214.1</b>	<b>↑ 8.7</b>	<b>\$ 222.8</b>	<b>↑ 7.8</b>	<b>↑ 16.5</b>	<b>\$ 230.6</b>	<b>↑ 0.7</b>	<b>\$ 231.1</b>

Sources: General Fund, State Gas Tax





## Major Changes: Proposed Uses

- Adds new positions to support delivery of capital projects and renewal programs.
- Reduces temporary salaries and creates permanent positions for full time staff who have been on temporary assignments.
- Institutionalizes DPW University, a one-stop leadership, training and career-development portal for Public Works employees.
- Acquires additional office space (30 Van Ness 3<sup>rd</sup> Floor) to efficiently meet the demands of a growing engineering and architecture workforce.



# Proposed Uses

Uses (\$ in Millions)										
	2013-14	Change	2014-15 Original	Change	Total Change	2014-15 Proposed	Change	2015-16 Proposed		
<b>Bureau</b>										
Infrastructure & Building Design, Construction and Construction Support	\$ 78.5	↑ 4.7	\$ 83.2	↑ 5.4	↑ 10.1	\$ 88.6	↑ 1.5	\$ 90.1		
Building Repair	\$ 16.5	→ 0.3	\$ 16.8	→ 0.3	↑ 0.5	\$ 17.0	→ (0.0)	\$ 17.0		
Street Environmental Services	\$ 37.0	→ 0.4	\$ 37.4	→ (0.2)	→ 0.2	\$ 37.2	→ (0.3)	\$ 36.9		
Street Use & Mapping	\$ 14.0	↑ 0.5	\$ 14.5	↑ 1.0	↑ 1.5	\$ 15.5	→ 0.1	\$ 15.6		
Street & Sewer Repair	\$ 15.3	↑ 0.8	\$ 16.1	→ 0.2	↑ 1.0	\$ 16.3	↓ (0.7)	\$ 15.6		
Urban Forestry	\$ 15.4	→ 0.4	\$ 15.8	→ 0.1	↑ 0.5	\$ 15.9	→ (0.1)	\$ 15.8		
Admin. & Business Services	\$ 26.1	↑ 1.1	\$ 27.2	↑ 1.1	↑ 2.2	\$ 28.3	→ (0.0)	\$ 28.3		
Retiree Health	\$ 5.8	↑ 0.5	\$ 6.3	→ -	↑ 0.5	\$ 6.3	→ -	\$ 6.3		
Certificate of Participation Debt Service	\$ 5.6	→ 0.0	\$ 5.6	→ -	→ 0.0	\$ 5.6	→ -	\$ 5.6		
<b>Gross Uses</b>	\$ 214.1	↑ 8.7	\$ 222.8	↑ 7.8	↑ 16.5	\$ 230.6	↑ 0.5	\$ 231.1		

- Of the \$16.5M expenditure increase, \$8.7 was approved in the last two year budget. Newly proposed changes are primarily to provide for design and construction services in the capital project bureaus, as well as new positions and work order increases in General Administration.



# Enhancement Requests

## ***New proposals not included in the Department's budget submittal:***

- **Landscape Maintenance:** \$1.1M in FY 14 and \$1.1 in FY 15: adds 23 positions over two years to restore gardener crews cut between FY09 and FY12. Enables proper routine maintenance of the City's 2.8 million sq. ft. of landscaped sidewalks and medians and ensures the 200,000 sq ft of newly planted landscapes are kept alive.
- **Enhanced Cleaning Services:** \$1.6M in FY 14 - adds 11 positions to restore cleaning crews cut between FY08 and FY12, and establish two cleaning crews to address areas around BART station entrances and alleyways.