

Sexual Orientation and Gender Identity Data Collection

(Department of Public Health)



SO/GI SEXUAL ORIENTATION
& GENDER IDENTITY



Board of Supervisors - Government Audit and Oversight Committee
October 21, 2021

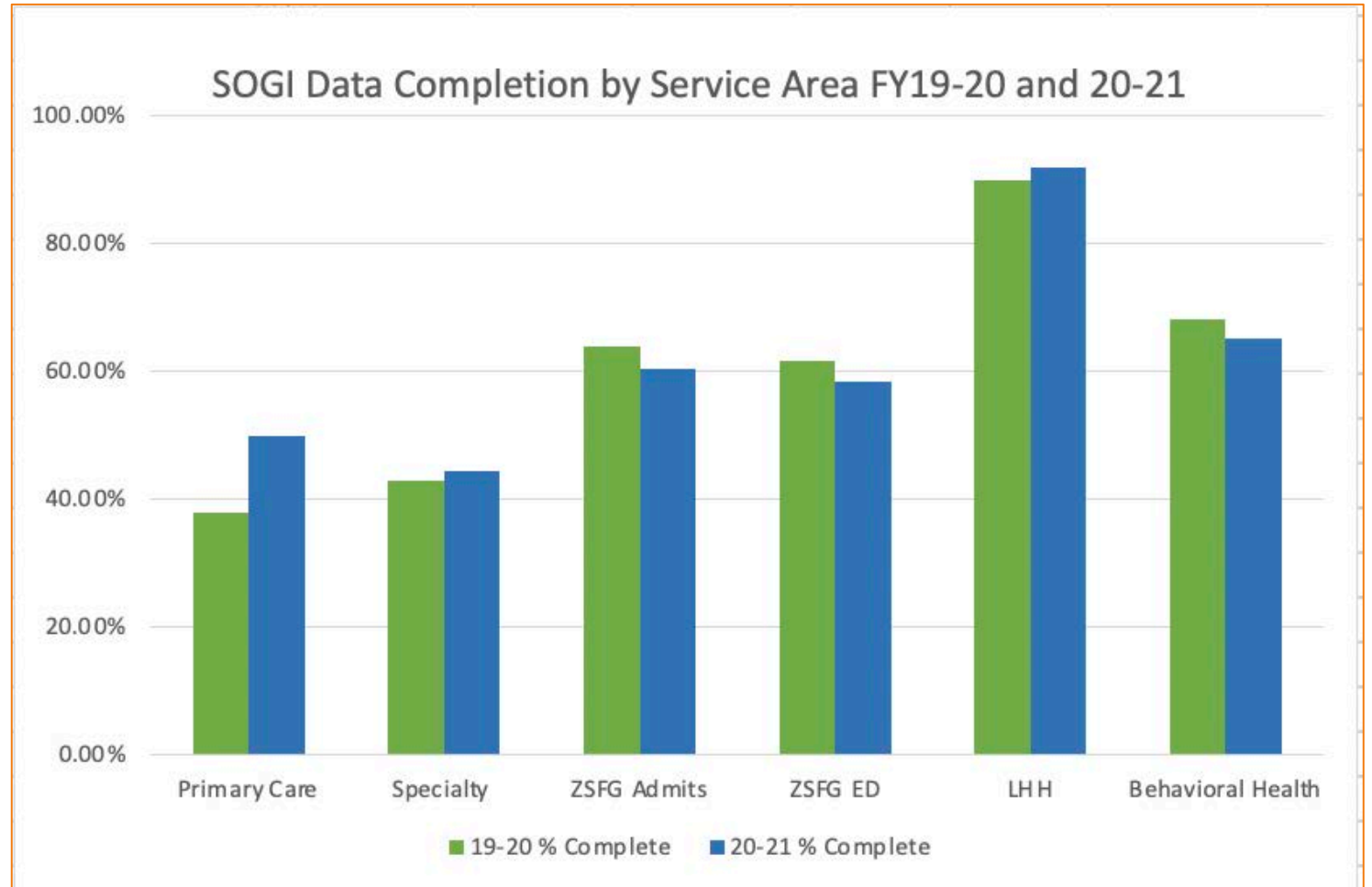


FY 19-20 SOGI Data Analysis:

- a) Describe programming that the Department and its grantees delivered specifically to LGBTQ+ communities.
- b) d. Describe Department-wide SOGI data collection progress since SOGI legislation went into effect:
 - i. i. Note trends in data collection uptake over time, changes in count/proportion of LGBQ+ clients and trans clients served over time, and other notable information.
 - ii. ii. Describe gaps, barriers to full SOGI implementation, successes, and lessons learned since SOGI legislation went into effect. 2. COVID-related data and programming: a. Include overview and analysis of available COVID-related SOGI data for FY2019- 20 and FY2020-21.

Overview of SOGI Data Collection

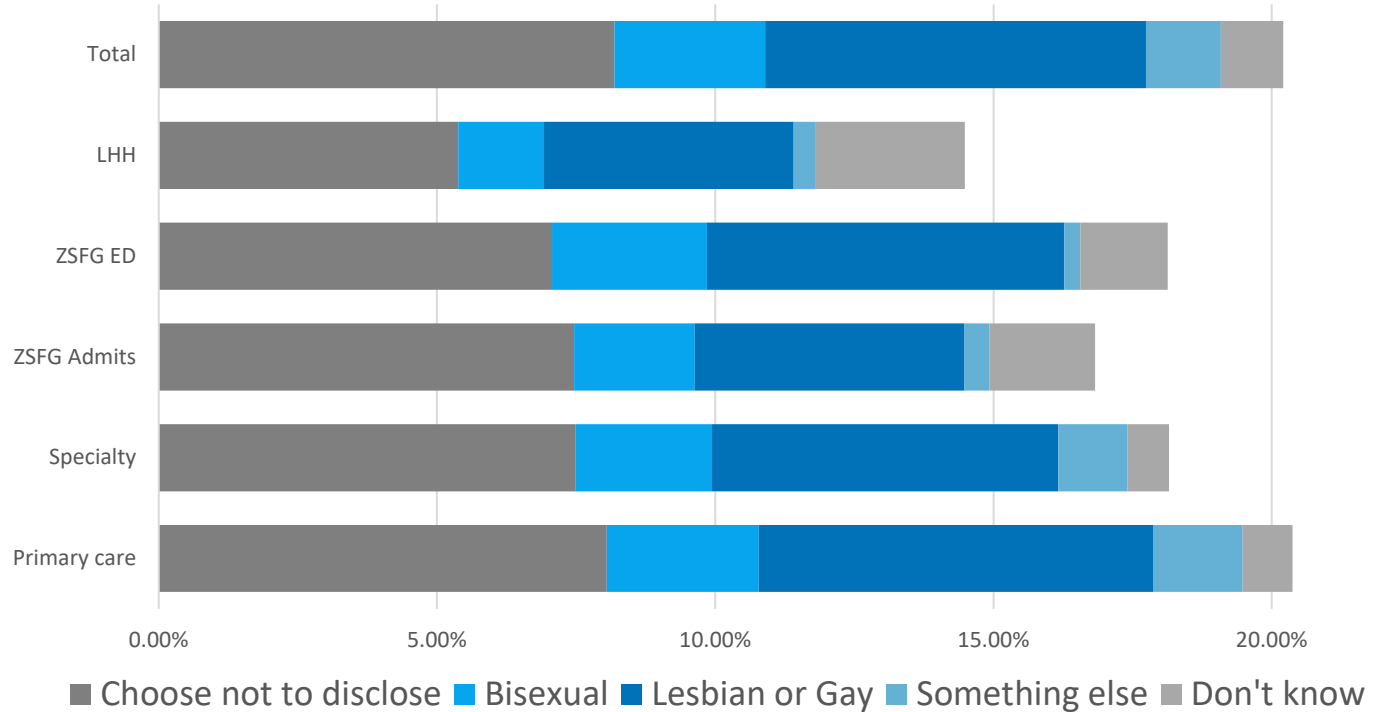
SOGI data was collected in all clinical areas. Data collection programs continued despite COVID, but some loss of progress due to impacts of the COVID response.



FY 20-21 Sexual Orientation Data Results

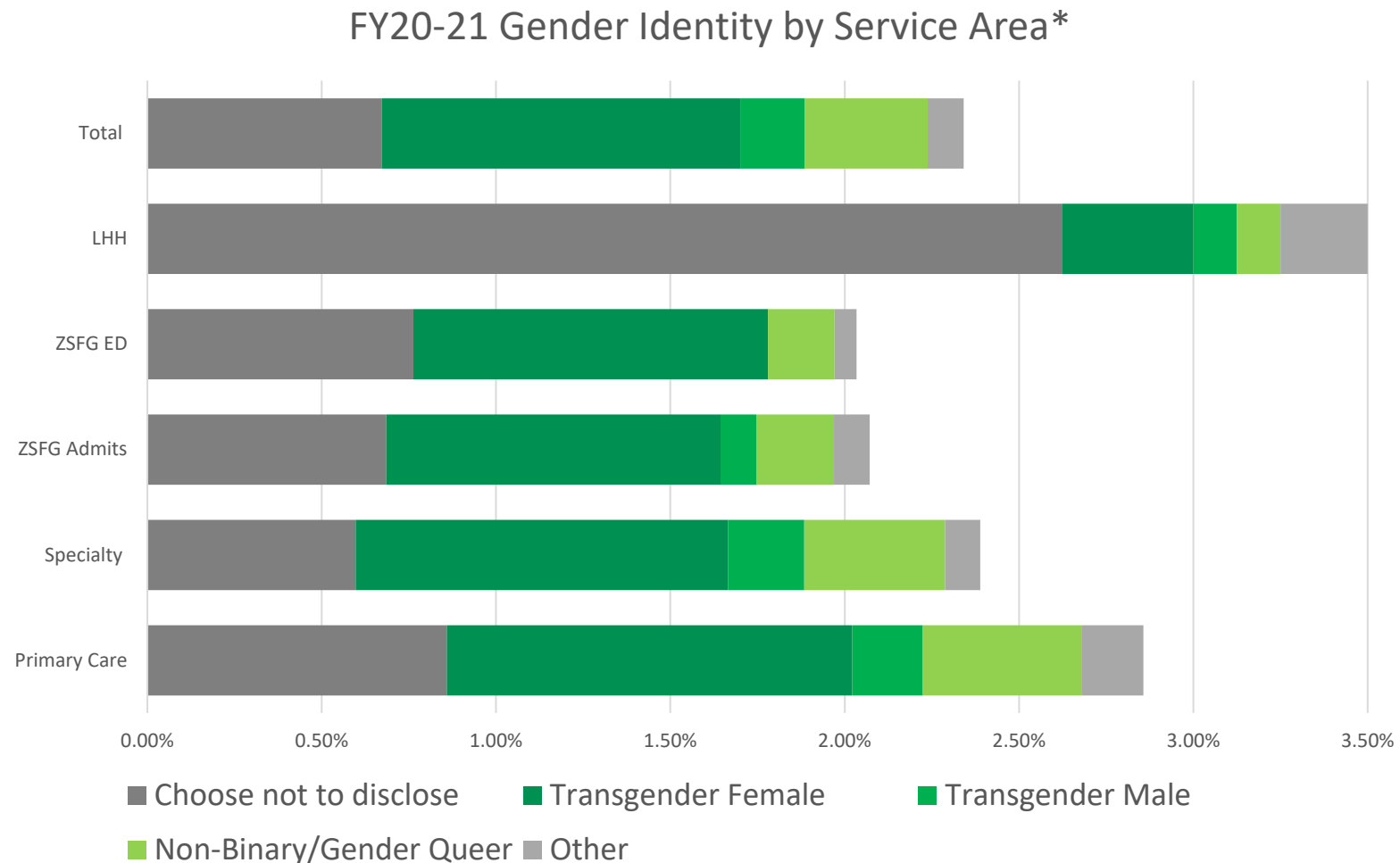
- DPH provides services to lesbian, gay and bisexual residents in every clinical service area.
- The percentages of patients/clients reporting any non-heterosexual orientation (in blue) ranges from 6.4% (Laguna Honda) to 11.4% (Primary Care)

Figure 1: FY20-21 Sexual Orientation by Service Area*



FY 20-21 Gender Identity Data Results

- DPH provides services to residents with non-binary gender identity in every service area.
- The percentages of patients/clients reporting any non-cisgender orientation (in green) ranges from 0.9% (Laguna Honda) to 12.0% (Primary Care)



Change in data collection over time

- The data collection plateaued between 2019 and 2021
- Difficult to assess with two unusual fiscal years. One with 50% of time on emergency stance, the other 100%
- Some COVID impacts are clear: understaffing, telehealth workflows with different intake, decrease in overall in-person visits.
- Loss of IT resources to review data migration into new EHR
- However, we have continued training for staff on data collection.
- Analytics support returning to identify areas of needed improvement

Lessons learned and challenges since FY 2018 SOGI implementation

- ZSFG Inpatient, ZSFG Emergency Services, and Laguna Honda showed increased data collection from FY 18-19 to FY 20-21
 - Converted to EPIC system prior to pandemic
 - Maintained services during pandemic
- Primary Care and Specialty Care showed decrease in data collection from FY 18-19 to FY 20-21
 - Saw less patients in person during the pandemic, which changed workflows and decreased data collection
 - Services significantly reduced during shelter in place
 - Reduced opportunities to ask patients about SOGI data
- Staff participation in SOGI training was 80% in FY 19-20 and 20-21

Services for LGBTQ+ clients

- DPH has established specialty services for LGBTQ clients within the various clinical services (e.g. Gender Health, youth mental health and medical services).
- Least developed at Laguna Honda where assessing the needs of LGBTQ patients is part of the annual equity plan interrupted by COVID, hoping to restart soon

FY 20-21 Barriers

Electronic Health Record interrupted

Loss of staff to COVID response

Disruption of normal clinical services

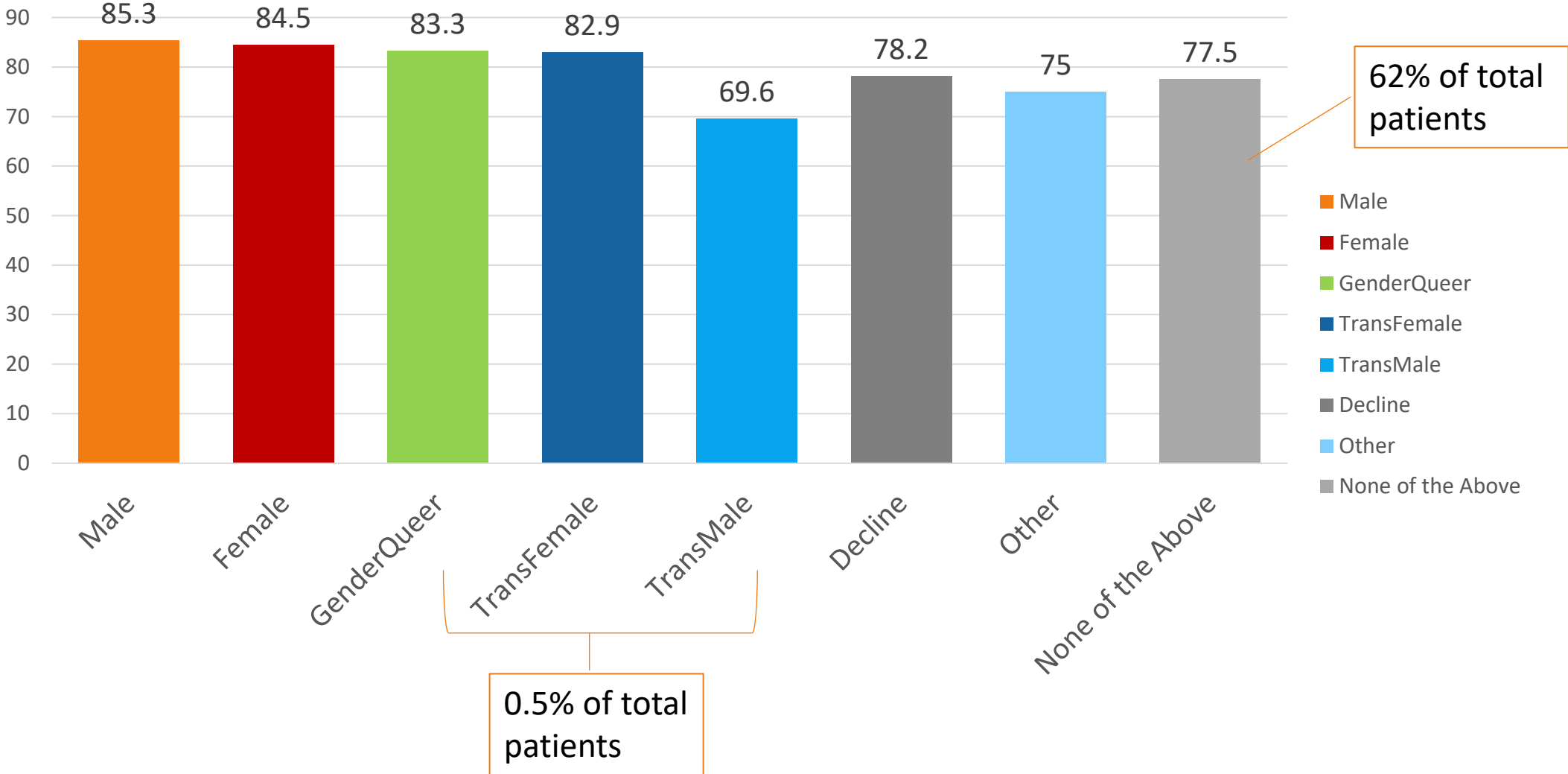


COVID-19 cases and deaths

- SOGI is missing for a large proportion of cases and deaths
- Heterosexual residents account for majority of cases when patient shares SOGI data
- Less than 10% of cases are among LGBTQ individuals
- LGBTQ may be reluctant to share SOGI in medical settings due to previous stigma and discrimination

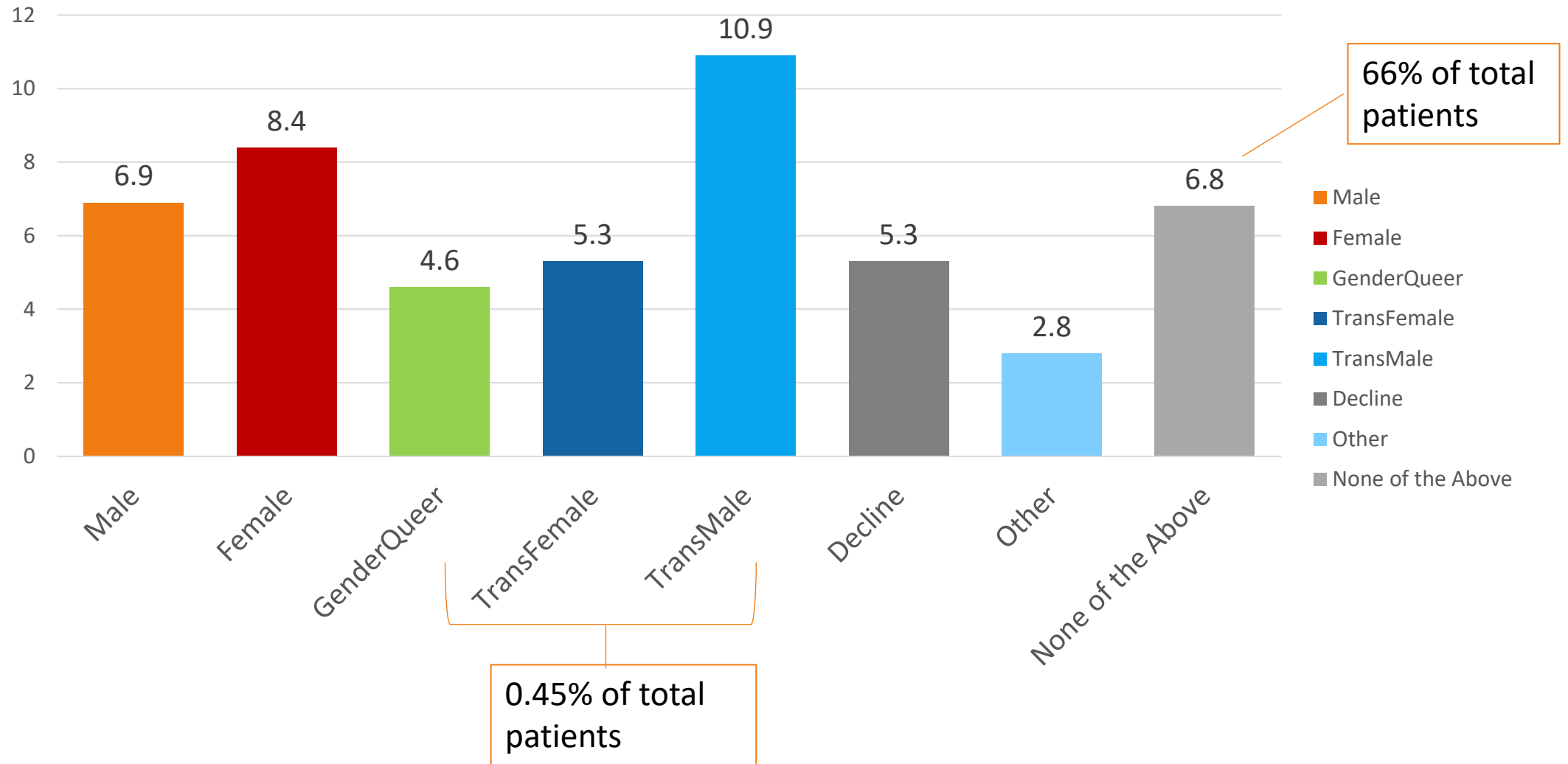
COVID-19 vaccines

% of Primary Care Patients with One or More COVID Vaccinations by Gender



COVID-19 tests

% of Primary Care Patients with Positive COVID Test by Gender



COVID Data Analysis

- For cases, SOGI data was collected for all hospitals and testing providers citywide during case investigation
 - COVID Command reported all data collected, including SOGI, to CDPH via CalREDIE and CalConnect
 - COVID response scaled back in FY 20-21, therefore SOGI data in FY 20-21 may not be as robust as FY 19-20
- For deaths, SOGI information incomplete due to lack of SOGI data in medical records