


# SFPD's Role: Psychiatric Emergency Services (PES)



CITY & COUNTY OF SAN FRANCISCO

Police Department



07.28.2022

## **DETENTIONS: SFPD PROCEDURES**

The following actions are taken by SFPD sworn officers when they are dispatched to a call or on-view an incident or person needing assistance.

- Assessment conducted (detention or diversion)
- Forms completed and advisement to subject given
- Police supervisor is summoned to scene when force is used
- Officers follow the transport to the hospital for mental health evaluation
- Details are provided to ER and hospital staff
- Follow up administrative work
  - book 5150 form/ write report,
  - contact CIT/CCS

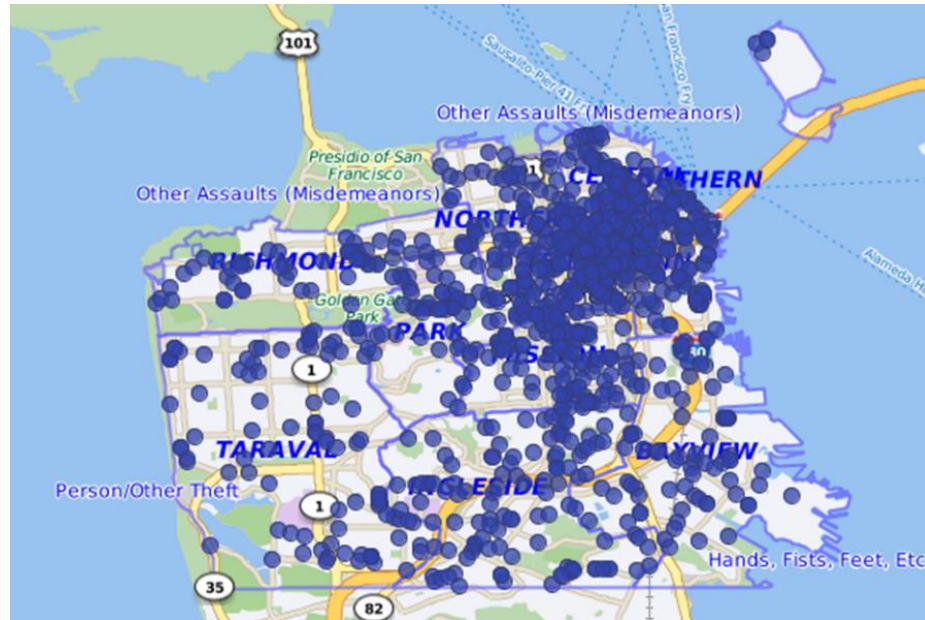
## MENTAL HEALTH DETENTION INCIDENTS

SFPD has seen a reduction of mental health detentions as a result of internal Department efforts and the City’s alternative teams. Our officers are trauma informed and are engaged with the individual needs of each subject they encounter.

	2019	2020	2021
Mental Health Incidents	3,426	2,808	2,642

	Q1 & Q2 2022
Mental Health Incidents	1,132

# MENTAL HEALTH DETENTION INCIDENTS 2022 Q1 & Q2

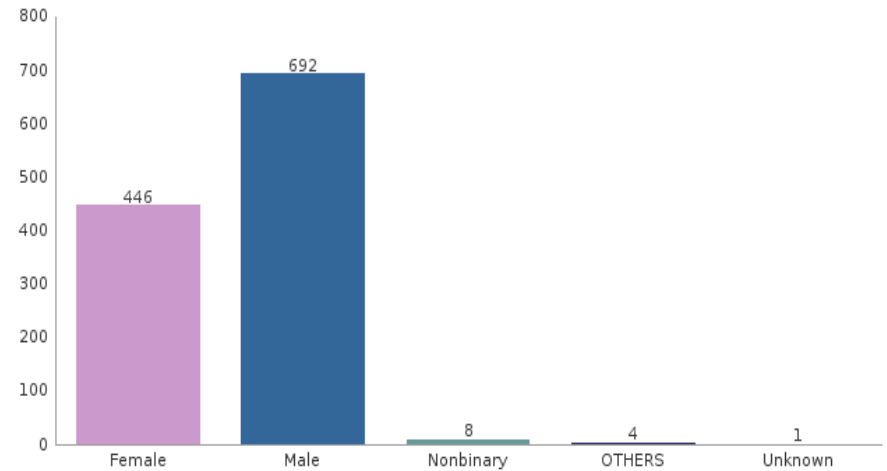
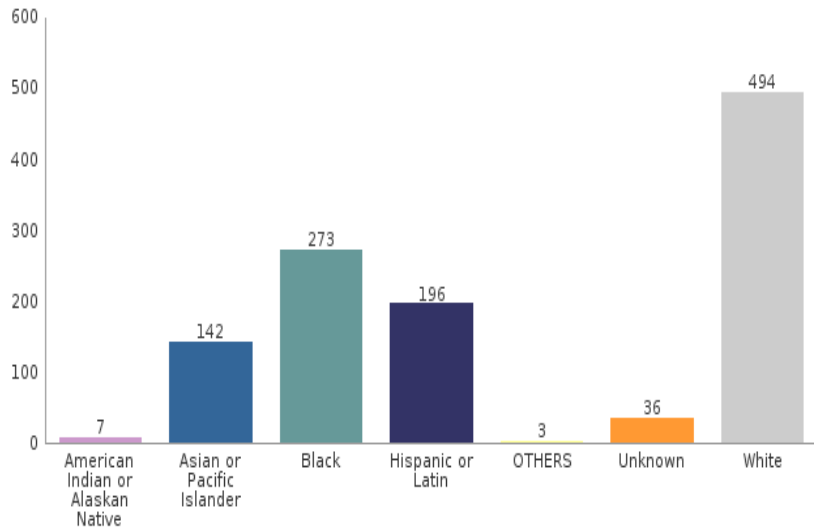


Mental Health Incident by Time of Day & Day of Week

		MONDAY	TUESDAY	WEDNESDAY	THURSDAY	FRIDAY	SATURDAY	SUNDAY	INCIDENT COUNT
TIME	INCODE DESCRIPTION	INCIDENT COUNT	INCIDENT COUNT	INCIDENT COUNT	INCIDENT COUNT	INCIDENT COUNT	INCIDENT COUNT	INCIDENT COUNT	
0000-0359	Mental Health Detention	16	10	15	19	17	23	20	120
0400-0759	Mental Health Detention	12	16	17	28	14	16	13	116
0800-1159	Mental Health Detention	27	30	44	27	23	28	29	208
1200-1559	Mental Health Detention	26	46	29	37	41	31	45	255
1600-1959	Mental Health Detention	36	24	37	44	30	35	36	242
2000-2359	Mental Health Detention	31	23	25	31	29	24	32	195
OTHER	Mental Health Detention		1	1	1		1		4
<b>Grand Total</b>		<b>147</b>	<b>150</b>	<b>168</b>	<b>185</b>	<b>154</b>	<b>158</b>	<b>175</b>	<b>1132</b>

# MENTAL HEALTH DETENTIONS 2022 Q1 & Q2: DEMOGRAPHICS

The following demographics were observed for mental health detention incidents in the stated time frame. Please note that incidents may involve more than one individual. There were 1,157 unique individuals for the 1,132 mental health detention incidents in the first two quarters.



## CALLS FOR SERVICE

CIT-Related Call Codes	Call Description	2019	2020	2021
<b>800</b>	Mentally Disturbed Person	16,542	16,451	15,337
<b>801</b>	Person Attempting Suicide	4,121	3,695	3,860
<b>806</b>	Juvenile Beyond Parental Control	362	212	148
<b>5150</b>	Mental Health Detention	658	457	369
<b>800CR</b>	Mentally Disturbed Person/ Weapon or Potential for Violence (Crisis Intervention Team Response)	132	98	102
<b>801CR</b>	Person Attempting Suicide/ Weapon or Potential for Violence (Crisis Intervention Team Response)	45	37	14
<b>CIT-RELATED CALL TOTALS</b>		<b>21,860</b>	<b>20,950</b>	<b>19,830</b>
<b>910</b>	Check on Well being	28,980	28,628	27,412
<b>GRAND TOTAL</b>		<b>50,840</b>	<b>49,578</b>	<b>47,242</b>

CIT-Related Call Codes	Call Description	Q1 2022	Q2 2022
<b>800</b>	Mentally Disturbed Person	4,087	3,740
<b>801</b>	Person Attempting Suicide	1,015	939
<b>806</b>	Juvenile Beyond Parental Control	47	52
<b>5150</b>	Mental Health Detention	52	66
<b>800CR</b>	Mentally Disturbed Person/ Weapon or Potential for Violence (Crisis Intervention Team Response)	25	10
<b>801CR</b>	Person Attempting Suicide/ Weapon or Potential for Violence (Crisis Intervention Team Response)	2	1
<b>CIT-RELATED CALL TOTALS</b>		<b>5,228</b>	<b>4,808</b>
<b>910</b>	Check on Well being	6,461	6,246
<b>GRAND TOTAL</b>		<b>11,689</b>	<b>11,054</b>

## **AREAS FOR IMPROVEMENT**

As SFPD continues to work with our city partners, hospitals and community stakeholders to carry out this crucial work, the following areas have been identified as potential barriers in facilitating a more responsive, effective and intentional approach.

- Notifications from hospitals when individuals are released
- Integrated medical database
- Robust collaborative data tracking system
- Cross agency training: PES/SFPD/SFSO/DPH
- Identify additional treatment/diversion/acute crisis treatment facilities

Thank you

*Questions?*



SAN FRANCISCO  
POLICE DEPARTMENT

**CIT ALL**