




**SF DPH HIV Health Services
HRSA/ HAB
CARES/COVID-19 Funding
to SF Board of Supervisors
September, 2020**

Presented Dean Goodwin, HHS Asst. Director



HIV HEALTH SERVICES

SAN FRANCISCO DEPARTMENT OF PUBLIC HEALTH
25 VAN NESS AVENUE
SAN FRANCISCO CA, 94102

TOTAL HHS PROGRAMMATIC FUNDING:
\$37,908,000

RYAN WHITE PART A:
\$11,326,000

RYAN WHITE PART A ENDING THE EPIDEMIC:
\$1,000,000

RYAN WHITE PART B:
\$3,082,000

RYAN WHITE PART C:
\$328,000

SAN FRANCISCO GENERAL FUND:
\$20,466,000

SAN FRANCISCO GENERAL FUND GETTING TO ZERO:
\$1,706,000

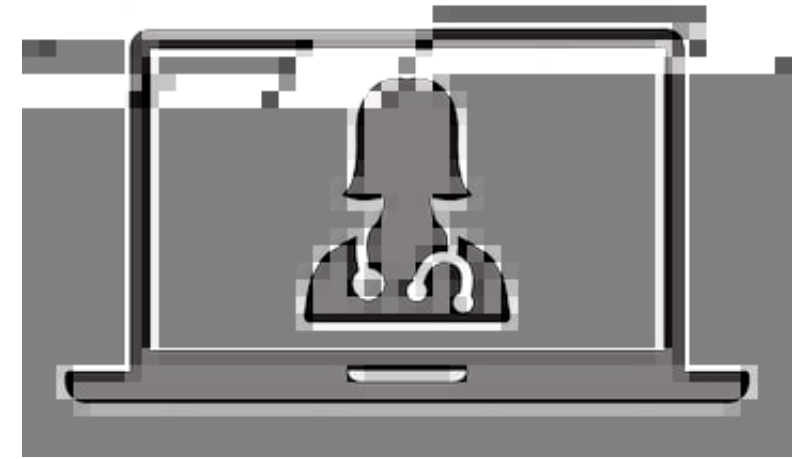


The **SAN FRANCISCO ELGIBLE METROPOLITAN AREA (EMA)** has three counties – San Francisco, Marin, & San Mateo.

Each county operates autonomously.

CITY & COUNTY OF SAN FRANCISCO – HIV SERVICE PROVISION DURING COVID-19

- All SF DPH HHS funded providers continued providing HIV client services during the COVID pandemic.
- Clinical services were continued via Tele-Health or by phone. Clients with emergent issues were seen in person at many primary care clinics.
- Emergency dental services were provided by our largest provider.
- Residential programs of course continued as previously.
- Other services continued by phone or via internet.
- Largest providers of HIV Homeless medical services noted an increase in patient visits.





CHECKING IN WITH PROVIDERS DURING COVID-19

Frequent provider communications regarding SIP, safety measures, updates on testing availability, etc

Multiple surveys to check level of services for clients and how they were provided, staffing levels, use of Telehealth, phone services, adjustments to services, emergency referrals, etc

Monthly meetings with HIV/AIDS Planning Network leaders

HIV Community Planning Council participation

DETERMINATION OF ALLOCATION OF CARES FUNDING

Discussion and feedback from the HIV Community Planning Council Steering Committee

Direct feedback of impact of unexpected COVID-related expenses by many providers

Developed a budget survey in April to gauge how CBOs were impacted in early stages of COVID

Frequently cited expenses were PPE, plexiglass barriers, signage, cleaning supplies and materials, extra security/staff expenses/hazard pay, IT costs for Telecommuting of and Telehealth



CITY & COUNTY OF SAN FRANCISCO – HRSA COVID-19 – ELEMENTS OF FUNDING



PLEXIGLASS BARRIERS

Support social and physical distancing.



PPE

Protect workers and patients from exposure to, and infection with, COVID-19



I.T. CAPACITY

Telehealth services help provide necessary care while minimizing the transmission risk of COVID-19



- **DELIVERED MEALS / GROCERIES**
- **EMERGENCY FINANCIAL ASSISTANCE**
- **EMERGENCY HOUSING**
- **INCENTIVE VOUCHERS**

CITY & COUNTY OF SAN FRANCISCO – HRSA COVID-19 ALLOCATIONS

**SAN FRANCISCO EMA
ALLOCATION FOR ALL
THREE COUNTIES (100%)**

\$488,185

**SAN FRANCISCO
ALLOCATION (85%)**

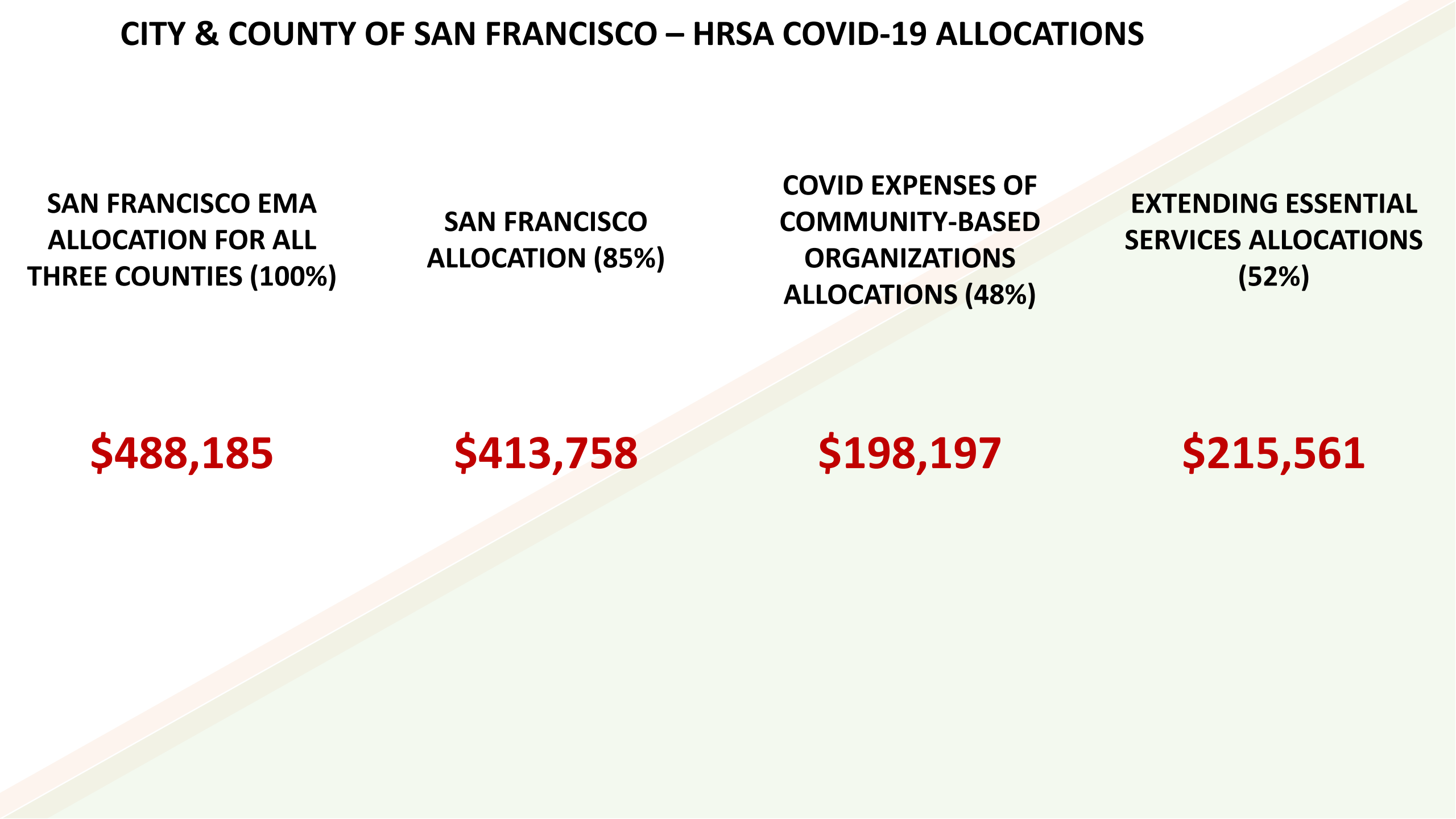
\$413,758

**COVID EXPENSES OF
COMMUNITY-BASED
ORGANIZATIONS
ALLOCATIONS (48%)**

\$198,197

**EXTENDING ESSENTIAL
SERVICES ALLOCATIONS
(52%)**

\$215,561



Thank you for your time.
I am happy to answer any
questions you may have.

