

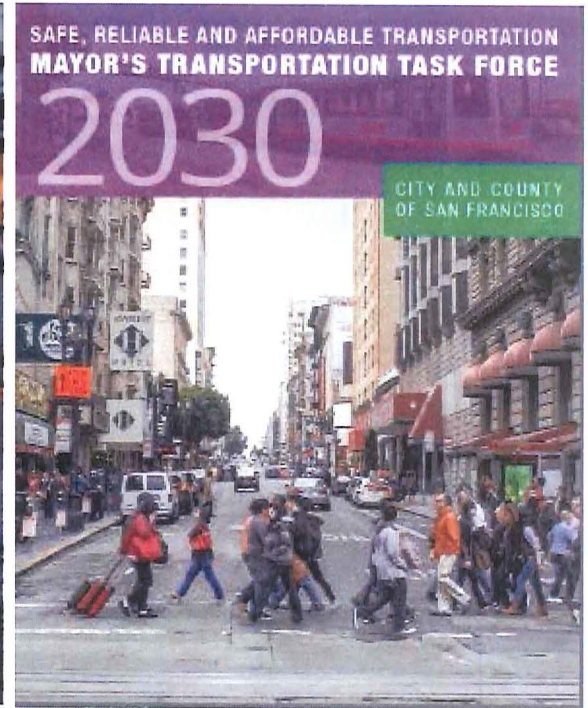


# Proposed San Francisco Transportation Charter Amendment Measure 2016





# The need for new investments

\$10 billion in need through 2030, \$19 billion through 2040





# A Record of Successful Project Delivery



# Draft Expenditure Plan

Program Category	% of New Revenues	Who Administers
1. Transit Service & Affordability	10%	SFMTA
2. Muni Fleet, Facilities & Infrastructure Repair & Maintenance	20%	SFMTA
3. Regional Transit & Smart System Management	15%	SFCTA
4. Transit Optimization & Expansion	10%	SFCTA
5. Safer and Complete Streets	10%	SFCTA
6. Street Resurfacing	35%	SFPW
<b>Total</b>	<b>100%</b>	





# Public Engagement

T2030, SFTP 2040 included extensive public involvement

Spring/Summer 2016 –

- SF Board of Supervisors, Transportation Authority meetings
- Stakeholder meetings (Transportation, Equity, Environment, Business, Labor groups)
- Direct outreach to 250+ community orgs across city
- Multi-lingual Citywide Telephone Town Hall held 6/29
  - to be posted at [www.sfcta.org/revenue-measure](http://www.sfcta.org/revenue-measure)

Upcoming Public Meetings – see website for updates

- July 12 – Transportation Authority Citizens Advisory Committee
- July 13 – Special Transportation Authority Board meeting

## SAN FRANCISCO TRANSPORTATION REVENUE MEASURE AND EXPENDITURE PLAN



## WHY IS SAN FRANCISCO CONSIDERING NEW LOCAL REVENUES FOR TRANSPORTATION?

JOIN OUR  
**Telephone Town Hall**  
JUNE 29 AT 6PM  
[REGISTER](#)

San Francisco has been making real improvements in transit reliability, pedestrian and bike safety and the pavement condition of our streets.

### San Francisco Transportation Expenditure Plan Summary 2016

PROGRAM	PERCENT OF TOTAL FUNDING
Transit Service and Affordability	10%
Muni Fleet, Facilities, and Infrastructure Repair and Maintenance	20%
Transit Optimization and Expansion	10%
Regional Transit and Smart	15%

Visit: [www.sfcta.org/revenue-measure](http://www.sfcta.org/revenue-measure)