

File No. 220961

Committee Item No. 6

Board Item No. _____

COMMITTEE/BOARD OF SUPERVISORS

AGENDA PACKET CONTENTS LIST

Committee: Public Safety and Ngbh Services

Date: April 25, 2024

Board of Supervisors Meeting:

Date: _____

Cmte Board

- Motion
- Resolution
- Ordinance
- Legislative Digest
- Budget and Legislative Analyst Report
- Youth Commission Report
- Introduction Form
- Department/Agency Cover Letter and/or Report
- MOU
- Grant Information Form
- Grant Budget
- Subcontract Budget
- Contract / DRAFT Mills Act Agreement
- Form 126 – Ethics Commission
- Award Letter
- Application
- Public Correspondence

OTHER

- SFPD Presentation 092823
- Community PPT 101322
- SFPD PPT 101322
- MTA PPT 101322
- FYI Referral 091422
- _____
- _____

Prepared by: Monique Crayton

Date: April 19, 2024

Prepared by: _____

Date: _____

Prepared by: _____

Date: _____

Safe Streets for All



Safety with Respect

CITY & COUNTY OF SAN FRANCISCO

Police Department
Traffic Division

September 28, 2023



Vision Zero Strategy

 **SFPDTrafficSafety** @SFTrafficSafety · Aug 9
Members of the Traffic Company had a great time meeting and talking with community members during National Night Out. Officers went to all ten district stations throughout the City. Here are a few photos of a great night.



EDUCATION



ENFORCEMENT



ENGINEERING



EVALUATION




Safe Streets Evaluation Program | SFMTA



Safe Streets Evaluation Program | SF...

ENFORCEMENT



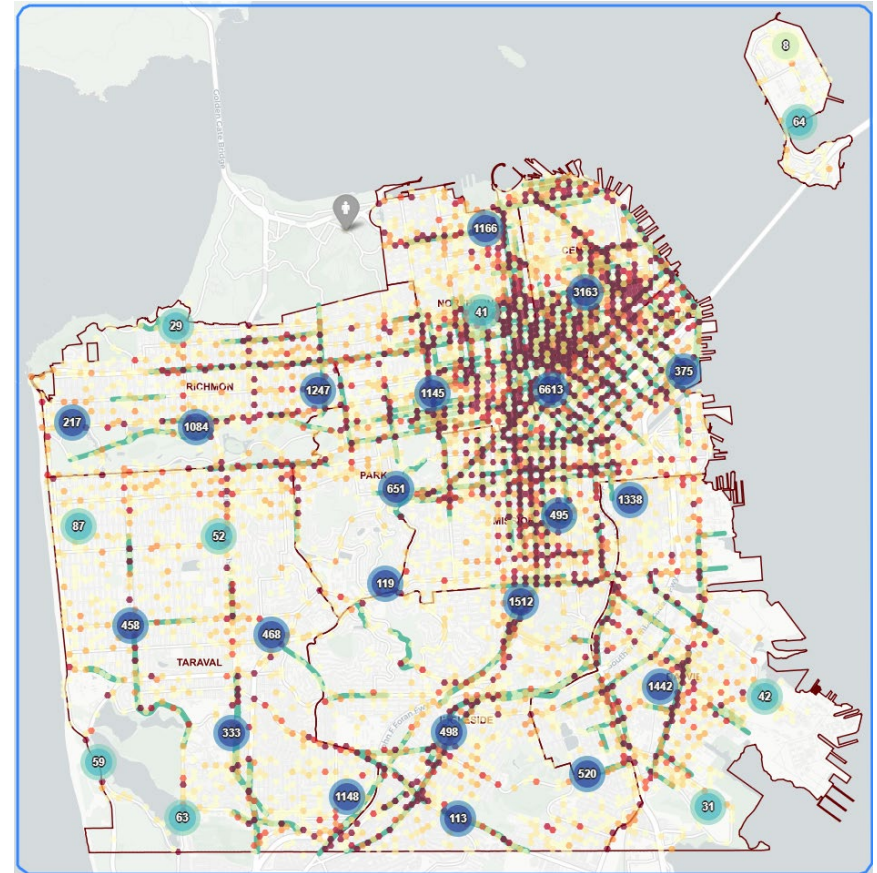
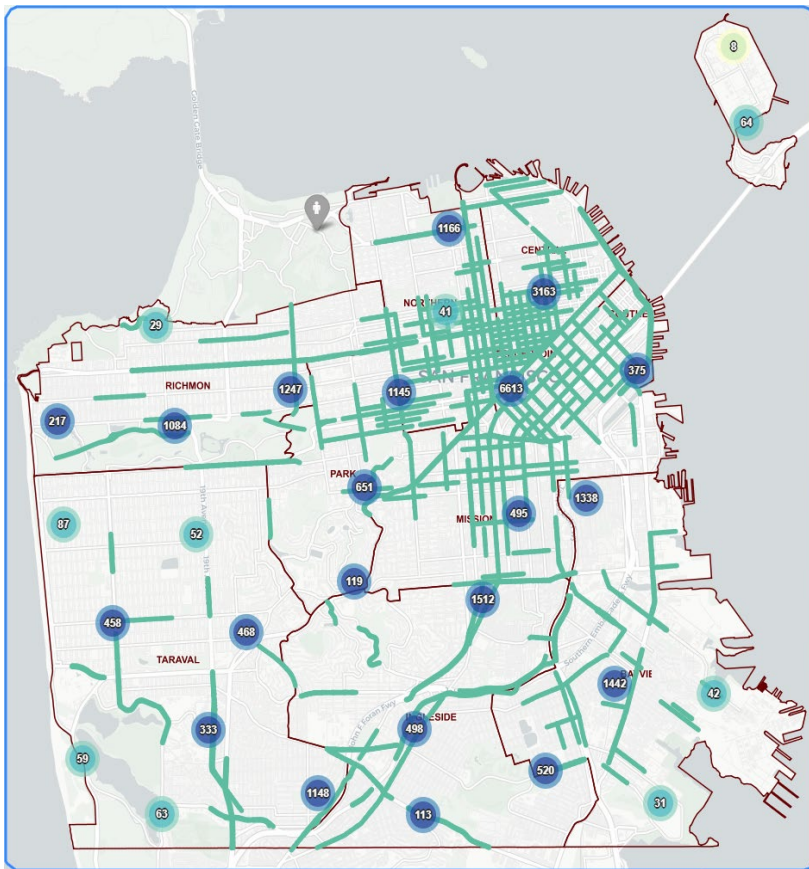
Vision Zero Severe & Fatal High Injury Network

Collision Locations: 1/1/2014 – 12/31/2021



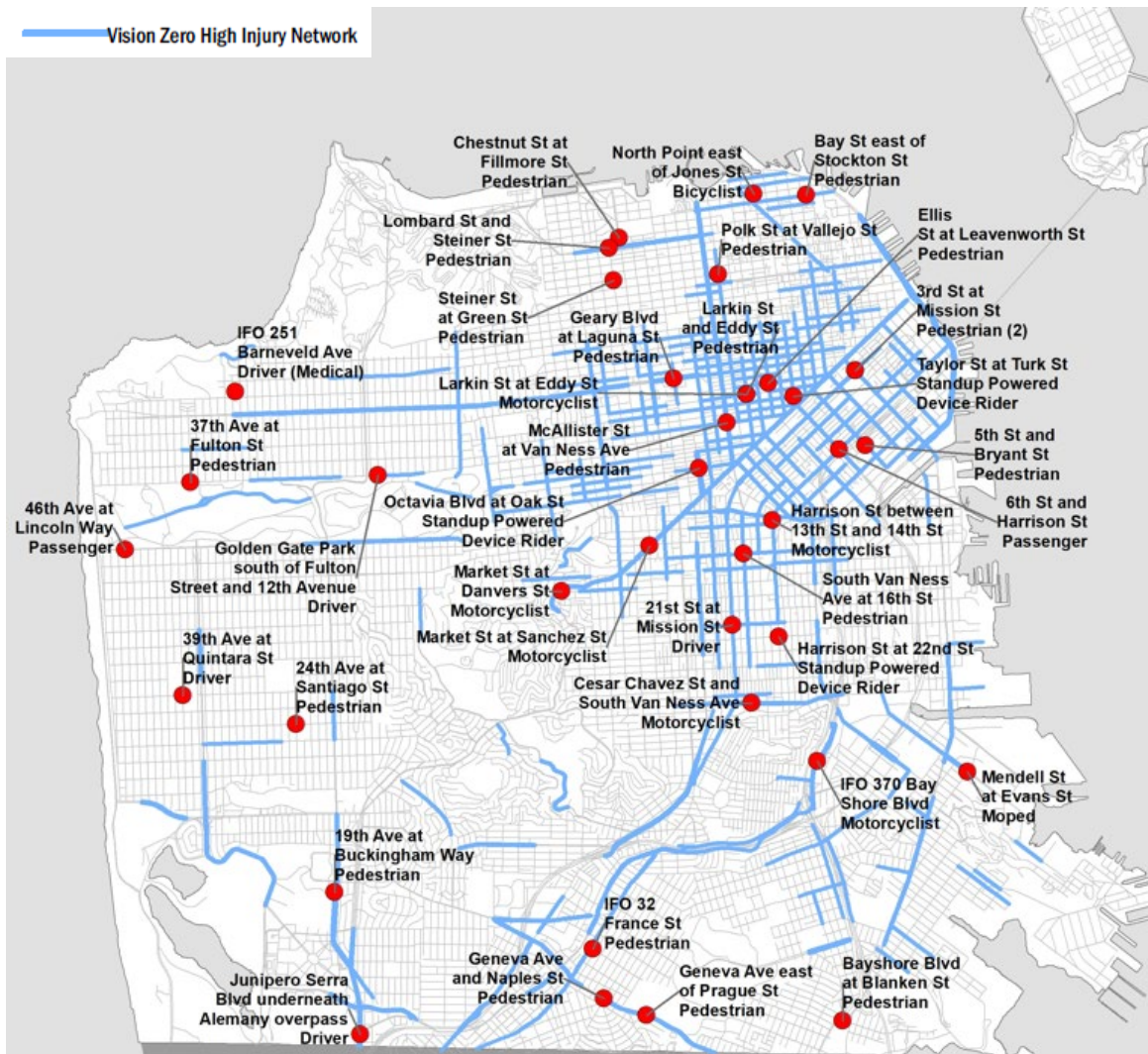
— 2017 Vision Zero High Injury Network

Heat Map



SF Traffic Fatalities

Collision Locations: 1/1/2022 – 12/31/2022



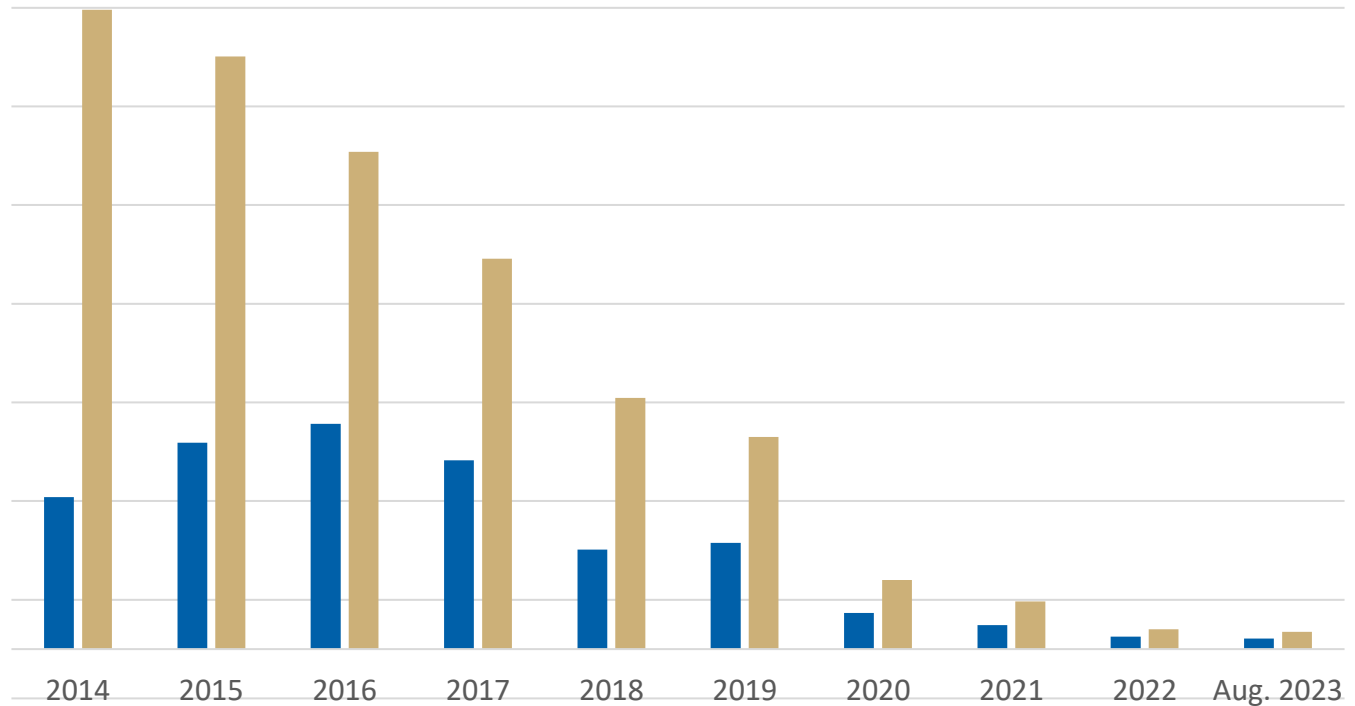
Victim Type	Total Count of Victims	Total Vision Zero Victims	Non-Vision	Pending
Pedestrian	22	20	2	0
Driver	6	4	1	1
Motorcyclist	6	6	0	0
Standup Powered Device Rider	4	3	0	1
Bicyclist	2	1	1	0
Passenger	2	2	0	0
Powered Device / Moped	1	1	0	0
Motorboat Operator	1	0	1	0
Grand Total	44	37	5	2

Following cases excluded from Vision Zero & Pending:

1. 251 Barneveld Ave. – Driver.
2. Persia and Mission streets – Pedestrian.
3. Sutter and Polk streets – Pedestrian.
4. SF Bay – Motorboat operator.
5. McLaren Park – Bicyclist.
6. Stanyan and Carl Streets – Driver – pending.
7. Marina Blvd. and Webster Street – Driver – pending.

DEPT. WIDE TRAFFIC VIOLATION & FOCUS ON FIVE VIOLATION TOTALS 2014 – August 2023

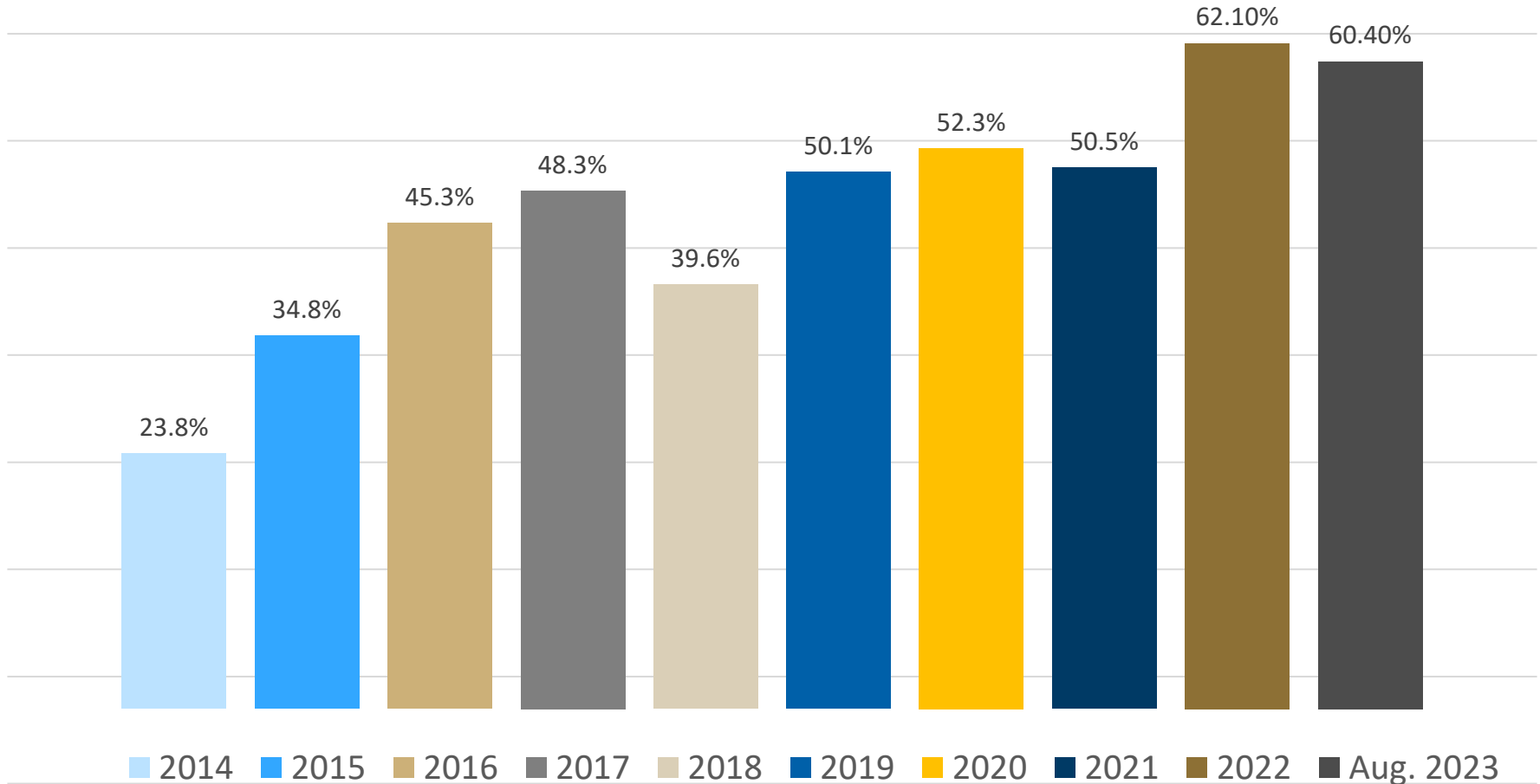
■ Focus on 5 Viols. ■ Total Traffic Viols.



Traffic Violations Totals	129,597	120,133	100,800	79,148	50,895	42,971	13,995	9,664	4,006	3,493
Focus on Five Totals	30,824	41,827	45,671	38,264	20,154	21,522	7,320	4,879	2,487	2,109

DEPARTMENT WIDE OVERALL PERCENTAGE

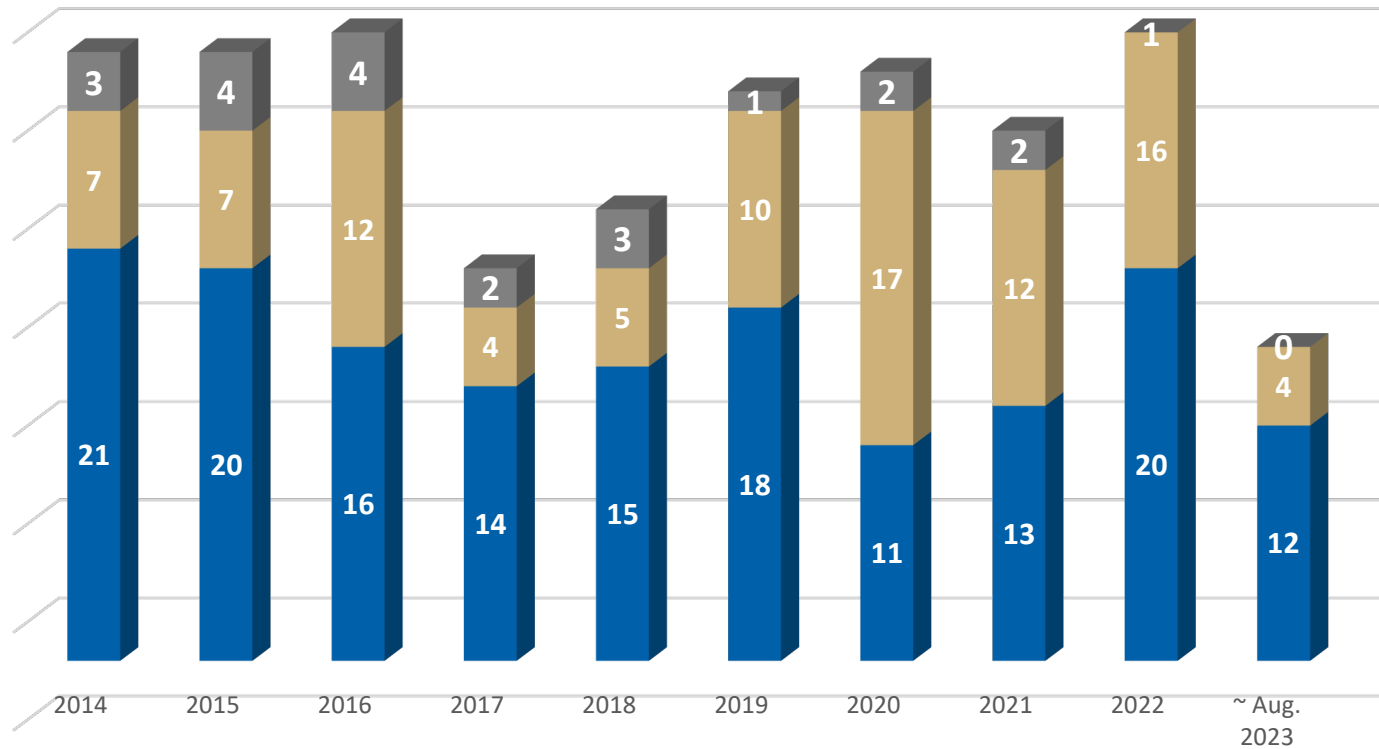
Focus on Five Violations Percentage: 2014 ~ August 2023



SF TRAFFIC FATALITIES BY MODE AND BY YEAR

2014 ~ August 2023

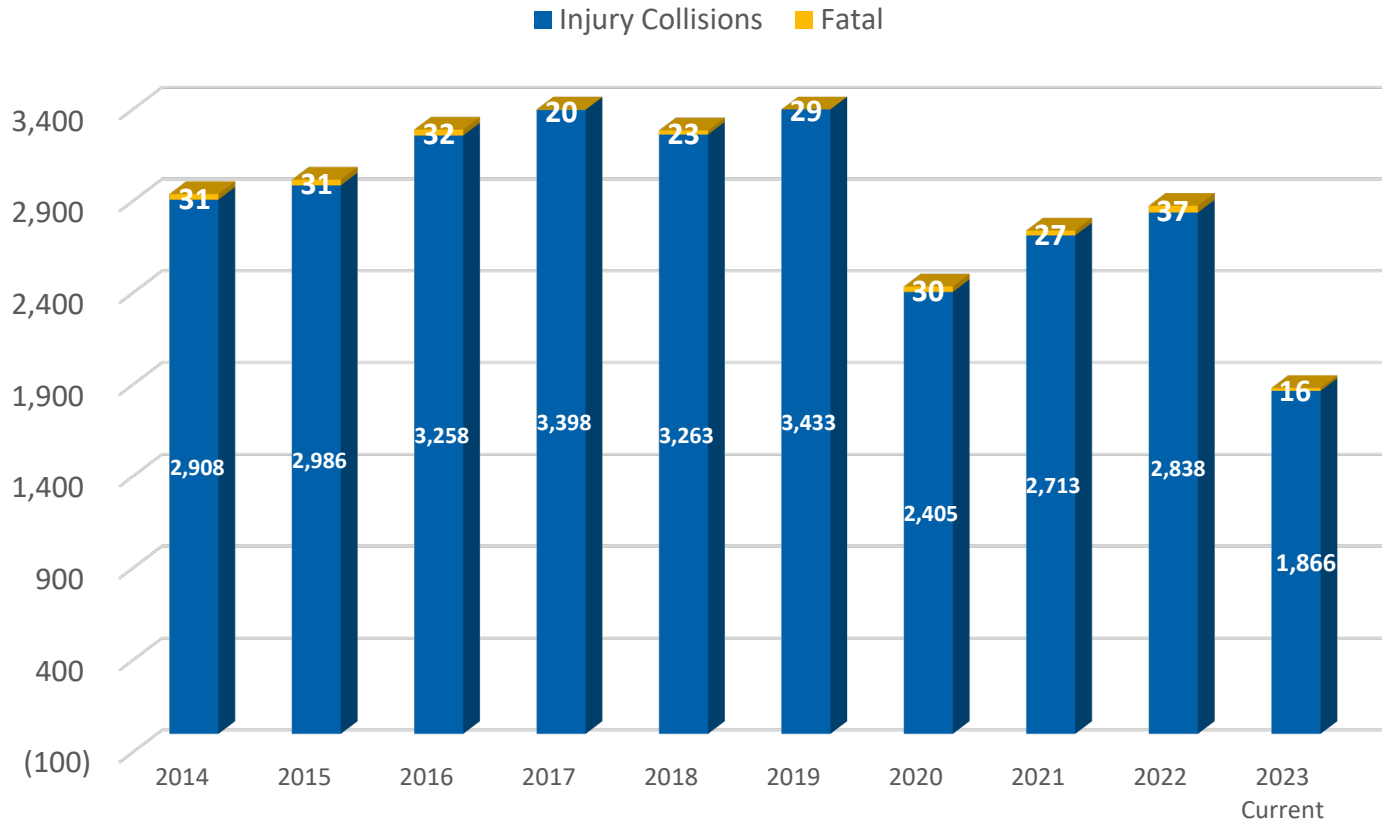
■ Pedestrian ■ Vehicle/ Motorcycle ■ Bicycle



Year	2014	2015	2016	2017	2018	2019	2020	2021	2022	~ Aug. 2023
Total Count	31	31	32	20	23	29	30	27	37	16

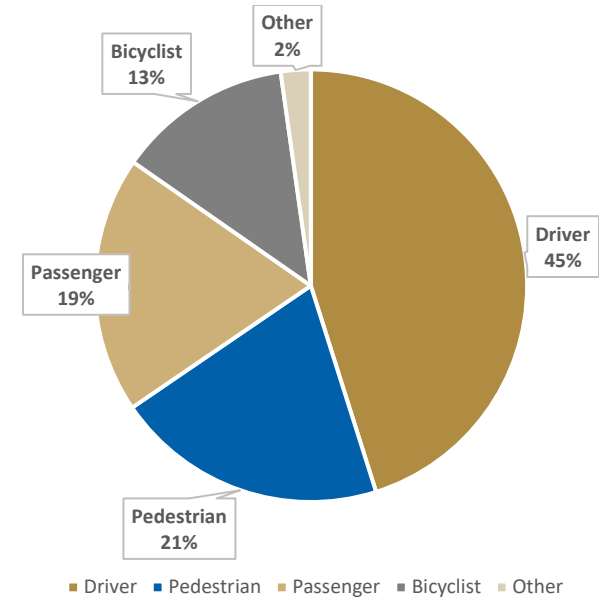
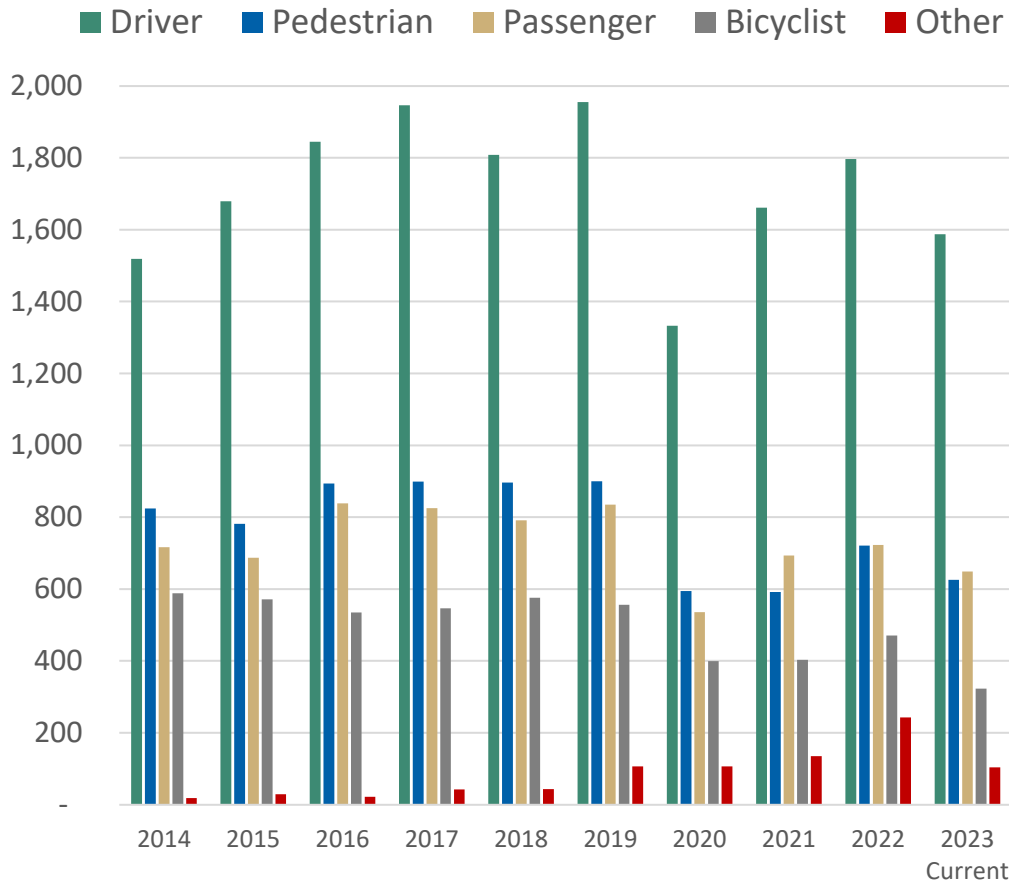
INJURY COLLISIONS BY YEAR

2014 ~ 2023 Current



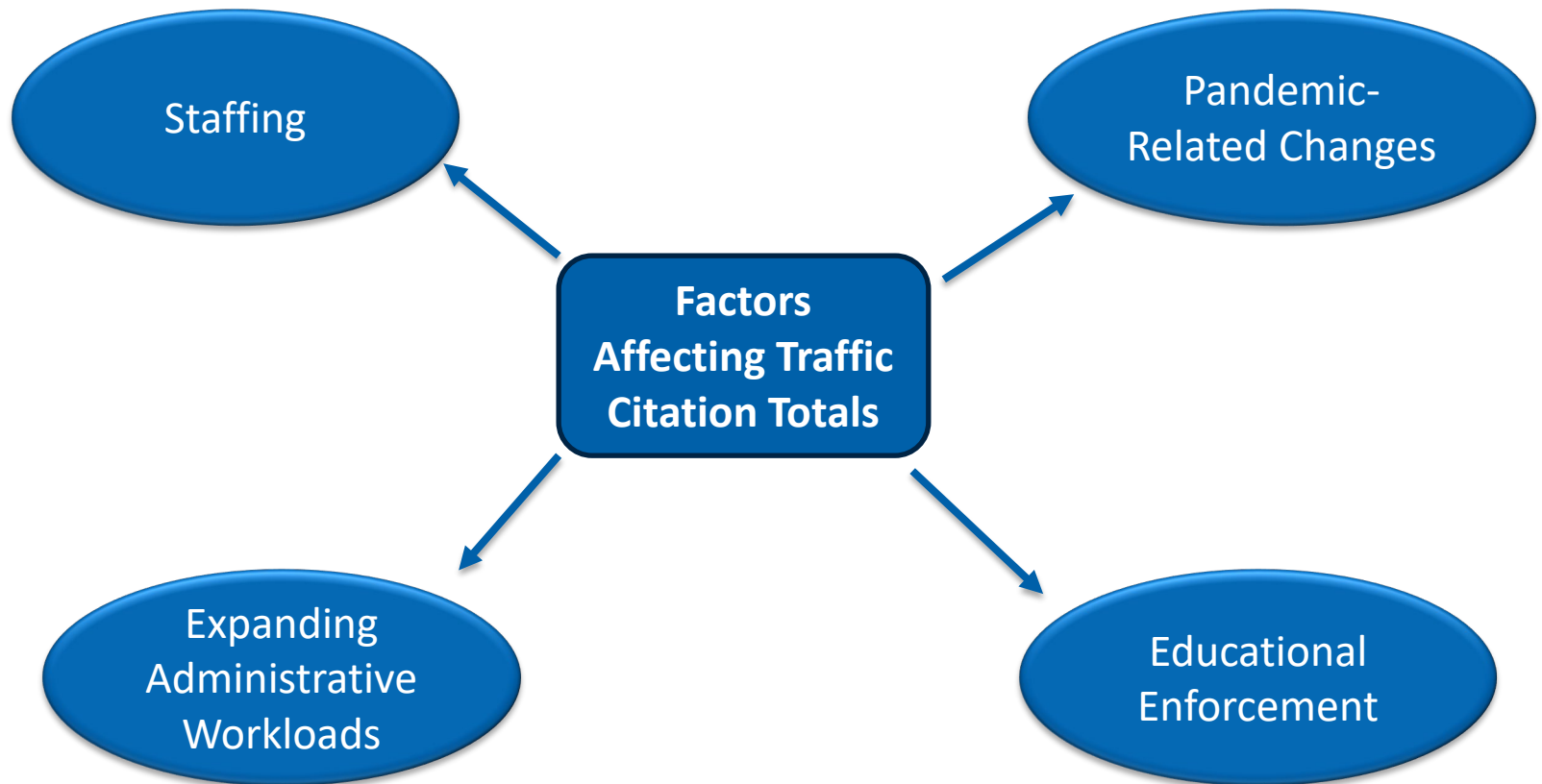
Year	2014	2015	2016	2017	2018	2019	2020	2021	2022	2023 Current
Total Count	2,939	3,017	3,290	3,418	3,286	3,462	2,435	2,740	2,875	1,882

VICTIM ROLE 2014 ~ 2023 Current



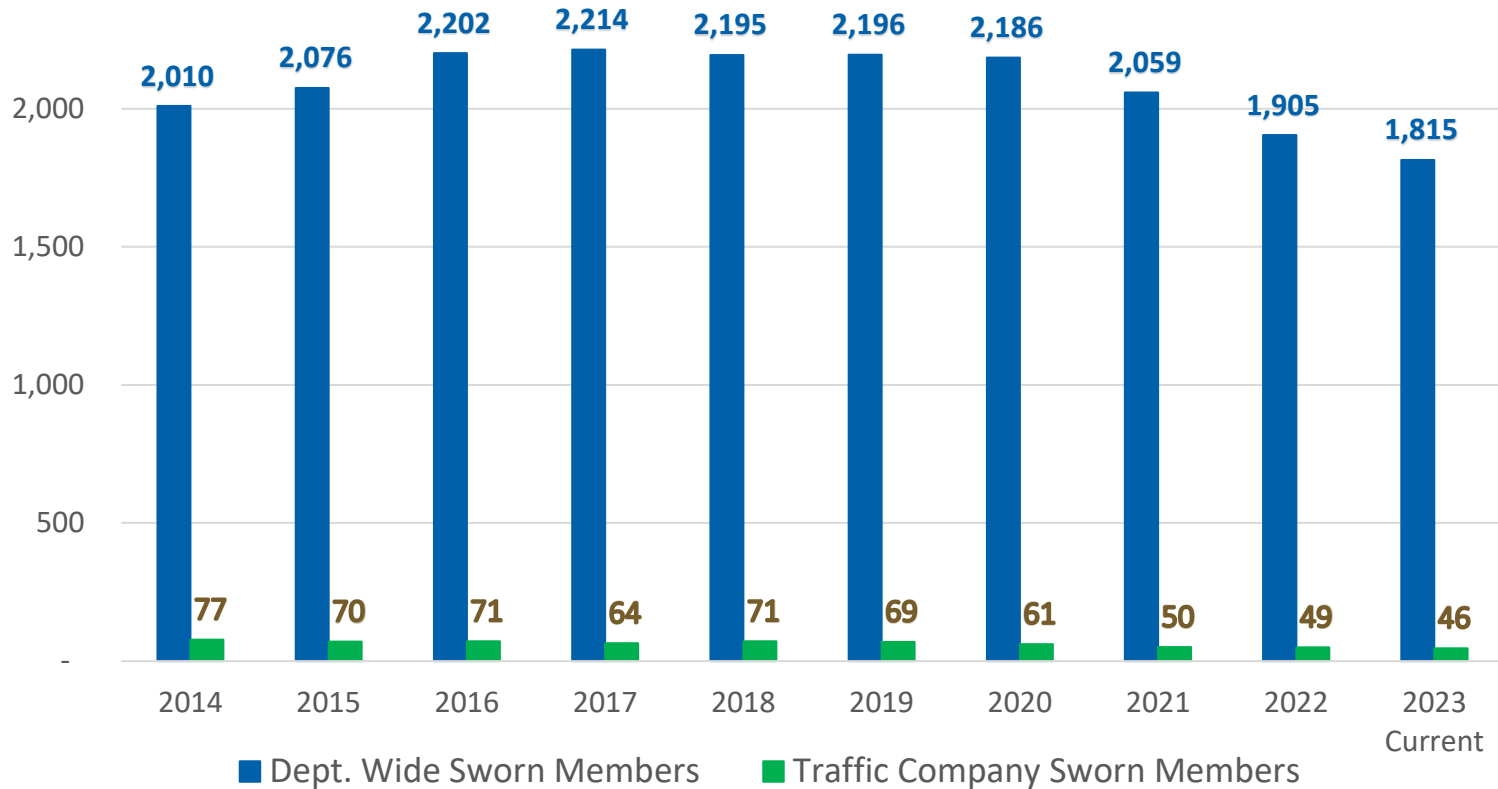
Total Count	2014	2015	2016	2017	2018	2019	2020	2021	2022	2023 Current
	3,665	3,747	4,134	4,258	4,114	4,352	2,968	3,484	3,955	3,289

FACTORS AFFECTING TRAFFIC CITATION ISSUANCE

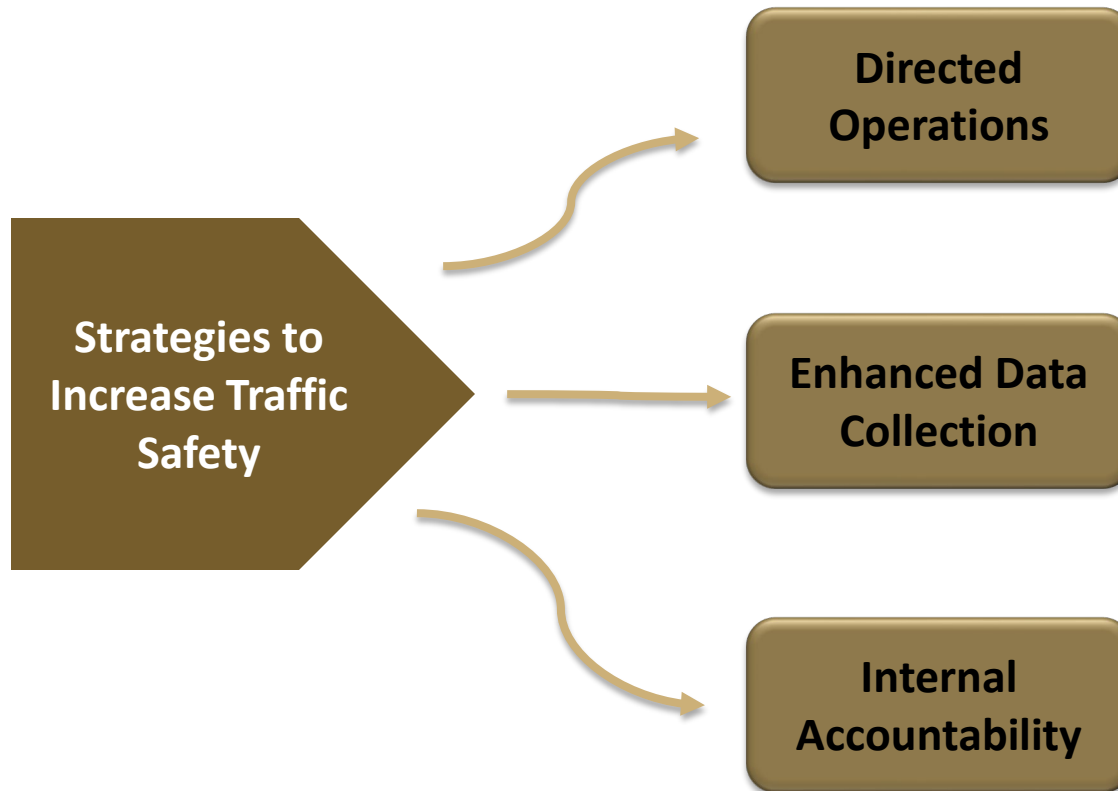


STAFFING – SWORN MEMBERS

2014 ~ 2023 Current



STRATEGIES TO INCREASE TRAFFIC SAFETY



Thank you.

Questions?

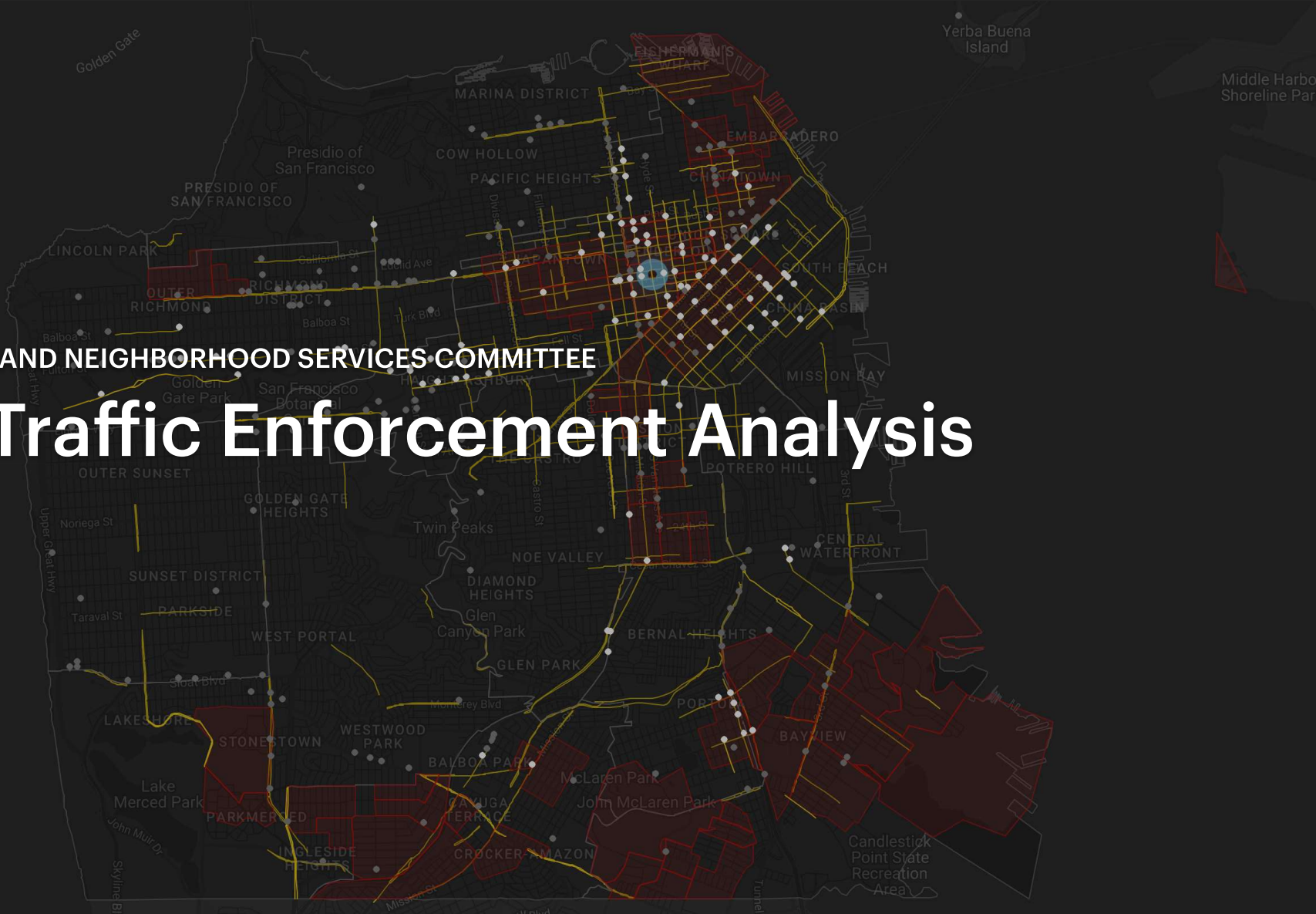
OCTOBER 2022

PUBLIC SAFETY AND NEIGHBORHOOD SERVICES COMMITTEE

SFPD Traffic Enforcement Analysis

STEPHEN BRAITSCH

LUKE BORNHEIMER



SFPD TRAFFIC ENFORCEMENT ANALYSIS
ABOUT US



Luke Bornheimer

Community organizer, advocate, and dad.
Advocate for safe streets, sustainable
transportation, and community spaces.

CommunitySpacesSF.com



Stephen Braitsch

Data analyst, software engineer and graphic
designer. Activist for healthy and
environmentally sustainable transportation.

TranspoMaps.org

SFPD TRAFFIC ENFORCEMENT ANALYSIS
THE PROBLEM

244

Motor vehicle related deaths
since Vision Zero signing

26K+

Motor vehicle related injuries
since Vision Zero signing

~50%

Percentage of residents
who cannot or don't drive

EVERY 3.19 HOURS

A driver crashes their vehicle
and injures someone in San
Francisco

EVERY 12.79 DAYS

San Francisco loses someone
to motor vehicle violence

64,200

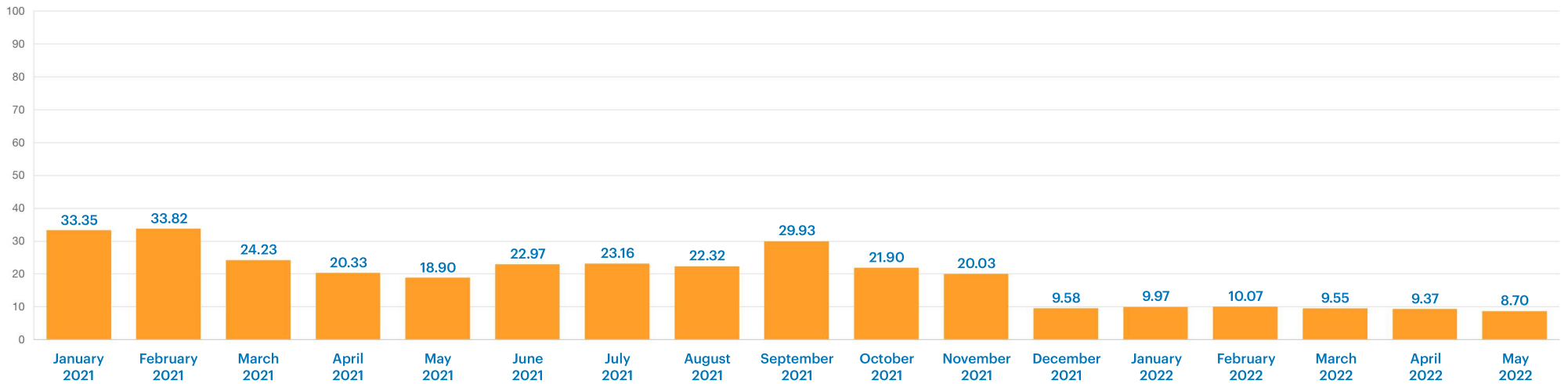
Moving Violation Citations

September 27th, 2017 – May 23rd, 2022



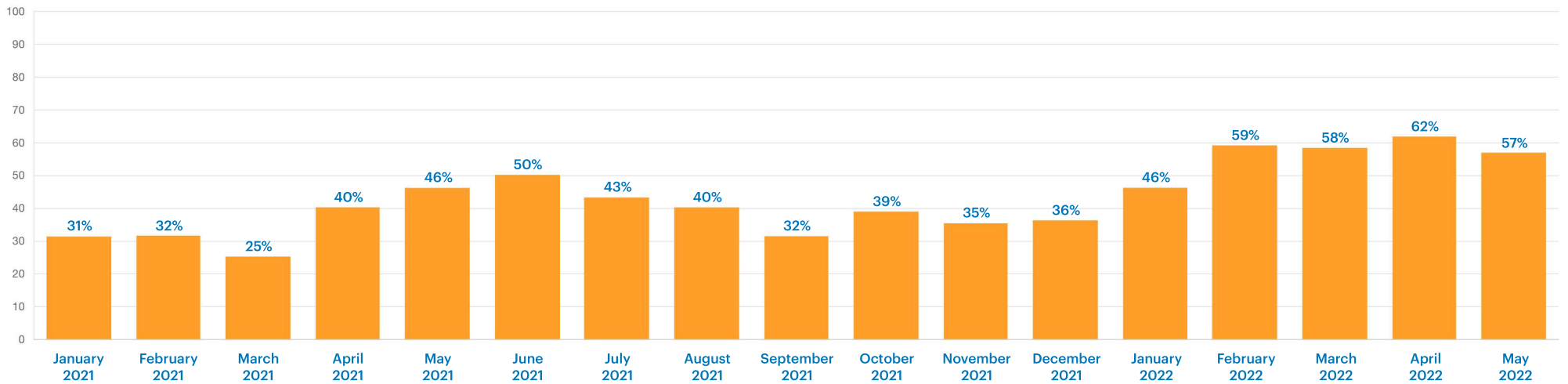
Average Number of Citations Per Day

19.30



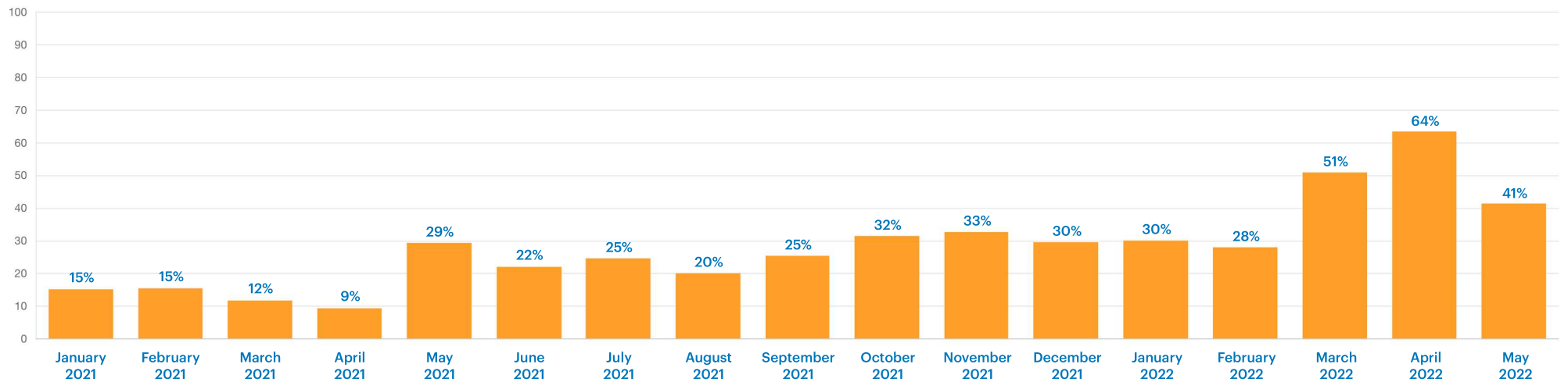
[TRANSPOMAPS.ORG/SAN-FRANCISCO/CA/SFPD-TRAFFIC-ENFORCEMENT](https://transpoms.org/san-francisco/ca/sfpd-traffic-enforcement)

Percentage of Citations that are “Focus on the Five” Citywide **43%**



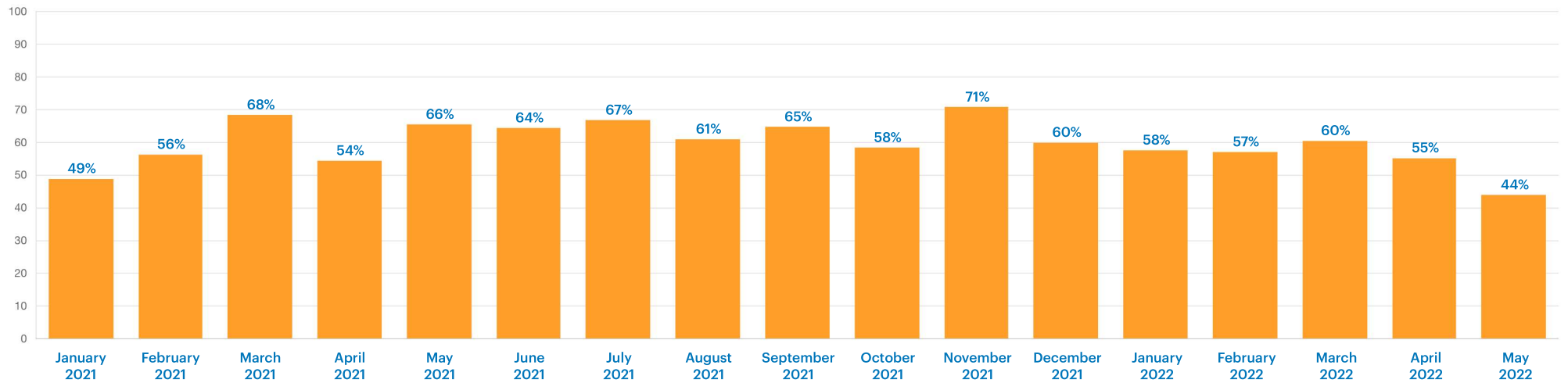
[TRANSPOMAPS.ORG/SAN-FRANCISCO/CA/SFPD-TRAFFIC-ENFORCEMENT](https://transpomaps.org/san-francisco/ca/sfpd-traffic-enforcement)

Percentage of Citations that are “Focus on the Five” within Equity Priority Communities **28%**



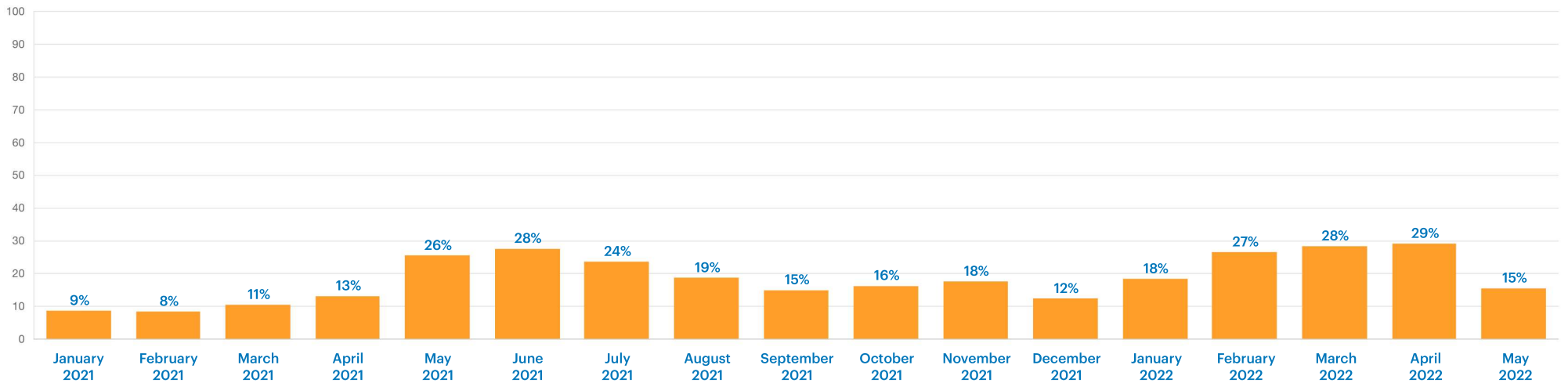
[TRANSPOMAPS.ORG/SAN-FRANCISCO/CA/SFPD-TRAFFIC-ENFORCEMENT](https://transpomaps.org/san-francisco/ca/sfpd-traffic-enforcement)

Percentage of Citations on the High-Injury Network **60%**



[TRANSPOMAPS.ORG/SAN-FRANCISCO/CA/SFPD-TRAFFIC-ENFORCEMENT](https://transpomap.org/san-francisco/ca/sfpd-traffic-enforcement)

Percentage of Citations that are “Focus on the Five” & on the High-Injury Network **18%**



[TRANSPOMAPS.ORG/SAN-FRANCISCO/CA/SFPD-TRAFFIC-ENFORCEMENT](https://transpomaps.org/san-francisco/ca/sfpd-traffic-enforcement)

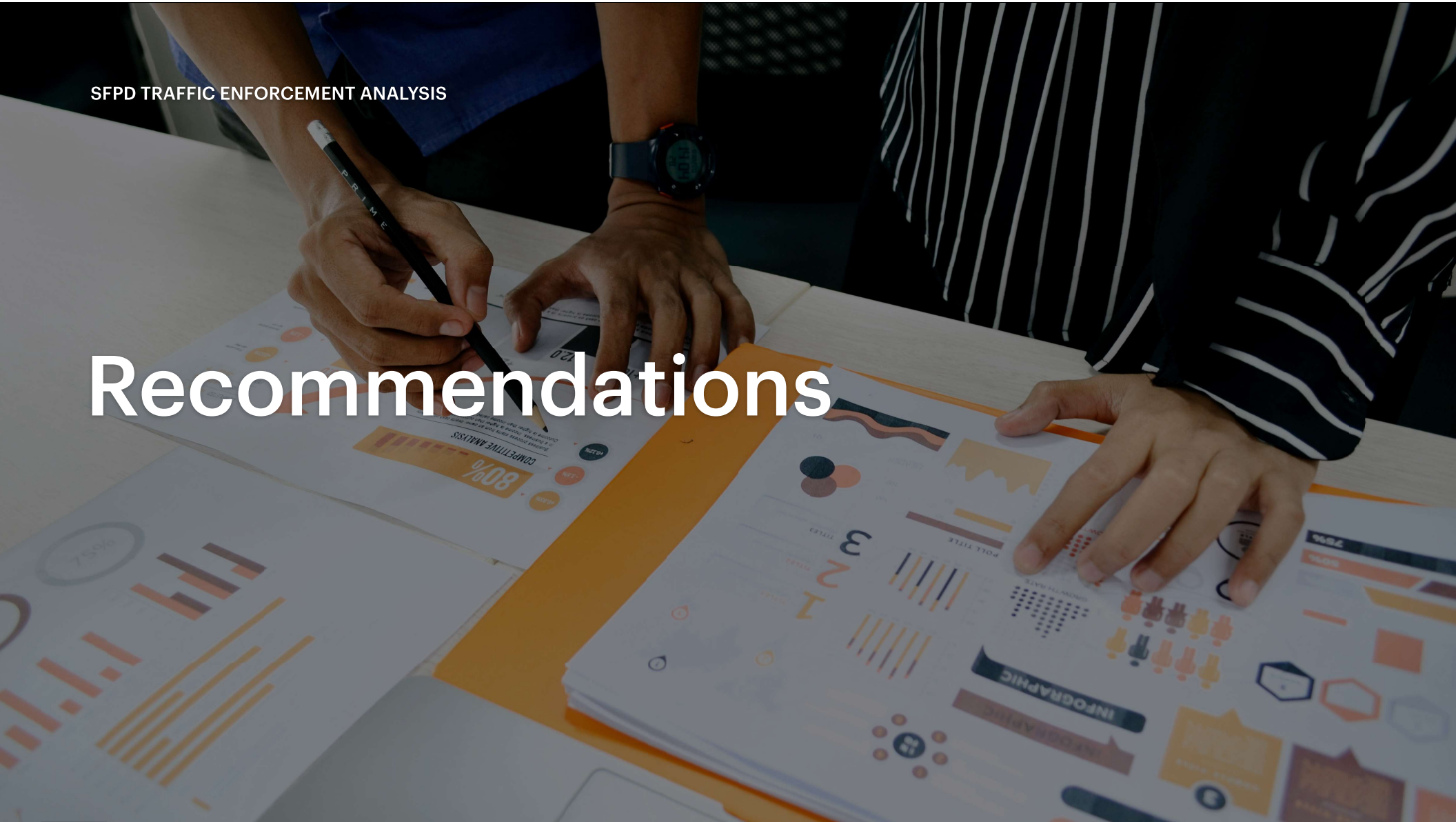
SFMTA Parking Enforcement Analysis

Coming Soon

Contact Us For More Info

SFPD TRAFFIC ENFORCEMENT ANALYSIS

Recommendations



SFPD TRAFFIC ENFORCEMENT ANALYSIS
RECOMMENDATIONS

Infrastructure Data & Transparency Enforcement

SFPD TRAFFIC ENFORCEMENT ANALYSIS
RECOMMENDATIONS — INFRASTRUCTURE

SFMTA

- Increase funding and staffing on pedestrian/bike safety improvements
- Streamline design and implementation processes by reducing process
- Install more red-light cameras on the High-Injury Network

Board of Supervisors / Mayor / Assembly / Senate

- Provide—or secure—funding for street safety improvements
- Secure funding and provide political support for red-light cameras
- Fully support SFMTA projects, especially when they increase safety

SFPD TRAFFIC ENFORCEMENT ANALYSIS
RECOMMENDATIONS — DATA & TRANSPARENCY

SFMTA

- Publish data on infrastructure and safety improvements every month, specifically what was installed and where it was installed (e.g. number of K-rails, soft-hit posts, miles of red transit lanes, miles of bike lanes, etc.)

SFDPH / SFPD

- Upload crash data to DataSF every week
- Upload traffic enforcement data to DataSF every week

Board of Supervisors

- Hold a monthly hearing with SFPD and SFMTA for reports on traffic enforcement and infrastructure data

Interagency (SFPD / SFMTA / SFDPH / SFCTA)

- Standardize data collection so all incidents include: date and time, geographic location, license plate number, and driver and crash victim demographics
- Work with an outside vendor to have the High Injury Network updated automatically as crash data is available

SFPD TRAFFIC ENFORCEMENT ANALYSIS
RECOMMENDATIONS — ENFORCEMENT

SFMTA

- Install more red-light cameras citywide which are proven to reduce dangerous driving behavior and save lives
- Use cameras to automatically issue illegal parking citations by mail so PCOs don't have to confront the driver
Requiring PCOs to confront drivers strongly discourages them from issuing citations.

SFPD

- Prioritize enforcement of Focus on the Five violations on the High-Injury Network (only ~18% of all traffic citations citywide currently)
- Stop disproportionately citing people in Equity Priority Communities for traffic violations that do not affect public safety

Board of Supervisors / Mayor / Assembly / Senate

- Work to get Automated Speed Enforcement legislation passed at state level for a pilot in San Francisco
- Support and propose legislation for an unarmed enforcement pilot (similar to what is being explored in Berkeley)

SFPD TRAFFIC ENFORCEMENT ANALYSIS

THANK YOU

SFPD TRAFFIC ENFORCEMENT ANALYSIS
THANK YOU



Luke Bornheimer

CommunitySpacesSF.com
Luke@CommunitySpacesSF.com



Stephen Braitsch

TranspoMaps.org
Braitsch@TranspoMaps.org

DOWNLOAD THIS PRESENTATION AT [TRANSPOMAPS.ORG/SFPD-HEARING.PDF](https://transpomaps.org/sfpd-hearing.pdf)

SFPD TRAFFIC ENFORCEMENT ANALYSIS

Appendix

A close-up photograph of an open notebook with a pencil resting on a blank page. The notebook is on a wooden surface. The pencil is positioned diagonally across the page, pointing towards the bottom left. The pages of the notebook are white and appear slightly aged. The wooden surface is a warm, medium-brown color with a visible grain.

25,962 Vehicle Related Injuries January 1st 2014 – June 30th 2022

16,634
MILD

7,047
MODERATE

2,033
SEVERE

248
FATAL

EVERY 3.19 HOURS

A driver crashes their vehicle
and injures someone

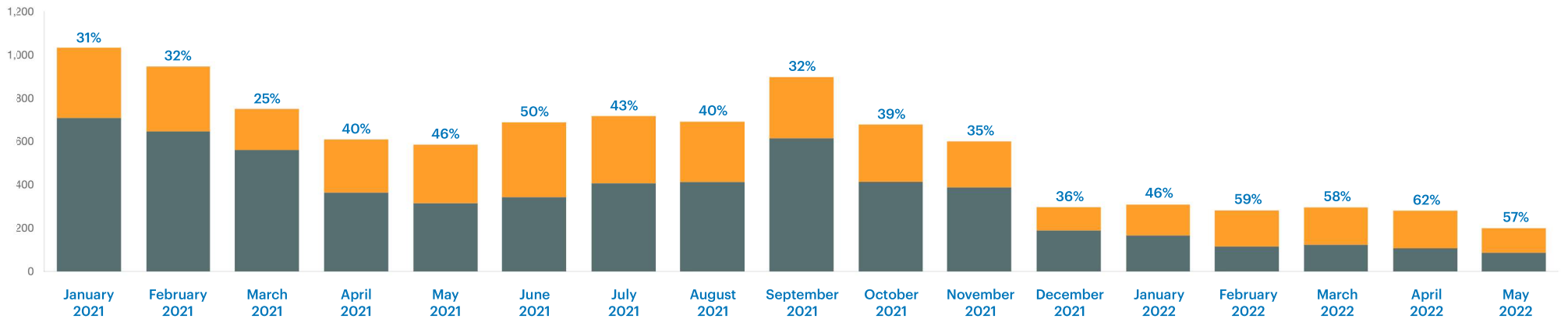
EVERY 12.79 DAYS

San Francisco loses someone
to vehicle violence

[HTTPS://TRANSPOMAPS.ORG/SAN-FRANCISCO/CA/FATALITIES](https://transpomaps.org/san-francisco/ca/fatalities)

Percentage of Citations that are "Focus on the Five"

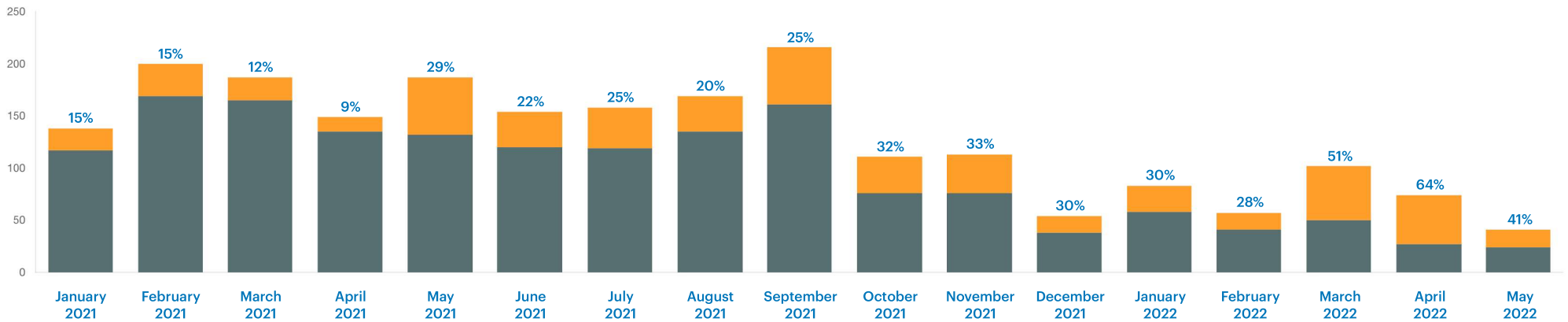
43%



[TRANSPOMAPS.ORG/SAN-FRANCISCO/CA/SFPD-TRAFFIC-ENFORCEMENT](https://transpomaps.org/san-francisco/ca/sfpd-traffic-enforcement)

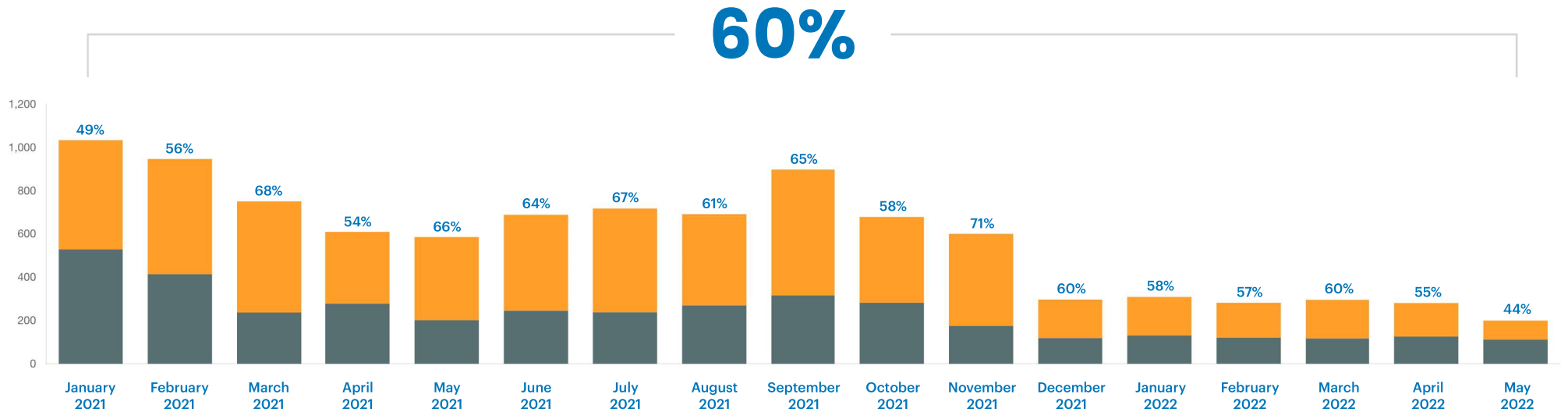
Percentage of Citations that are "Focus on the Five" within Equity Priority Communities

28%



[TRANSPOMAPS.ORG/SAN-FRANCISCO/CA/SFPD-TRAFFIC-ENFORCEMENT](https://transpomaps.org/san-francisco/ca/sfpd-traffic-enforcement)

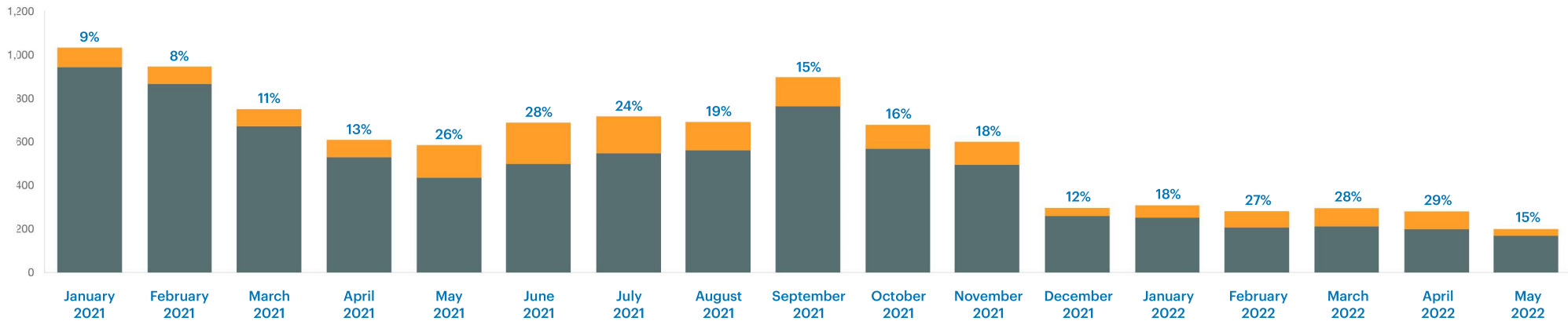
Percentage of Citations on The High Injury Network



[TRANSPOMAPS.ORG/SAN-FRANCISCO/CA/SFPD-TRAFFIC-ENFORCEMENT](https://transpoms.org/san-francisco/ca/sfpd-traffic-enforcement)

Percentage of Citations that are "Focus on the Five" & on The High Injury Network

18%



[TRANSPOMAPS.ORG/SAN-FRANCISCO/CA/SFPD-TRAFFIC-ENFORCEMENT](https://transpomaps.org/san-francisco/ca/sfpd-traffic-enforcement)

Safe Streets for All



Safety with Respect

CITY & COUNTY OF SAN FRANCISCO

Police Department
Traffic Division

October 13, 2022



Vision Zero Strategy

 **SFPDTrafficSafety** @SFTrafficSafety · Aug 9
Members of the Traffic Company had a great time meeting and talking with community members during National Night Out. Officers went to all ten district stations throughout the City. Here are a few photos of a great night.



EDUCATION



ENFORCEMENT



ENGINEERING



EVALUATION




Safe Streets Evaluation Program | SFMTA



Safe Streets Evaluation Program | SF...

ENFORCEMENT



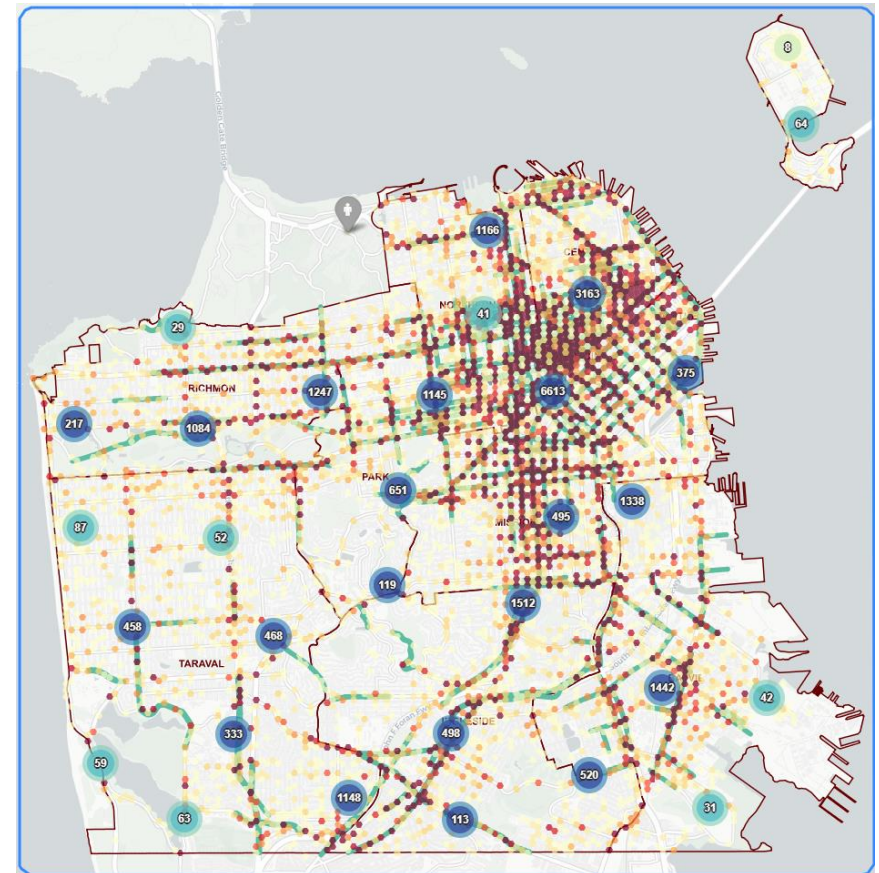
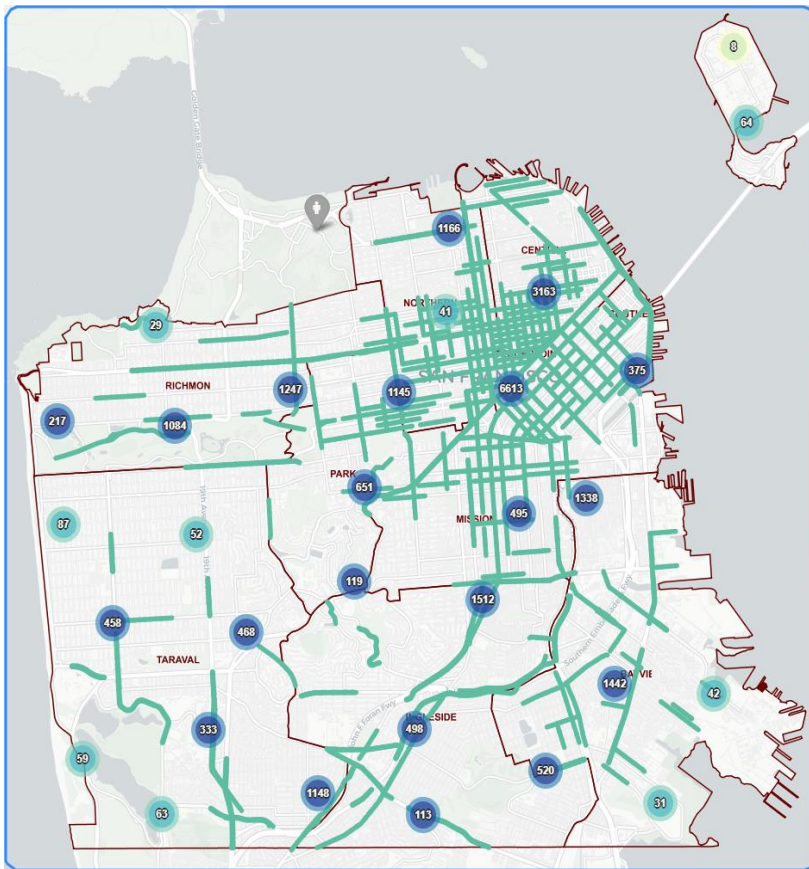
Vision Zero Sever & Fatal High Injury Network

Collision Locations: 1/1/2014 – 12/31/2021

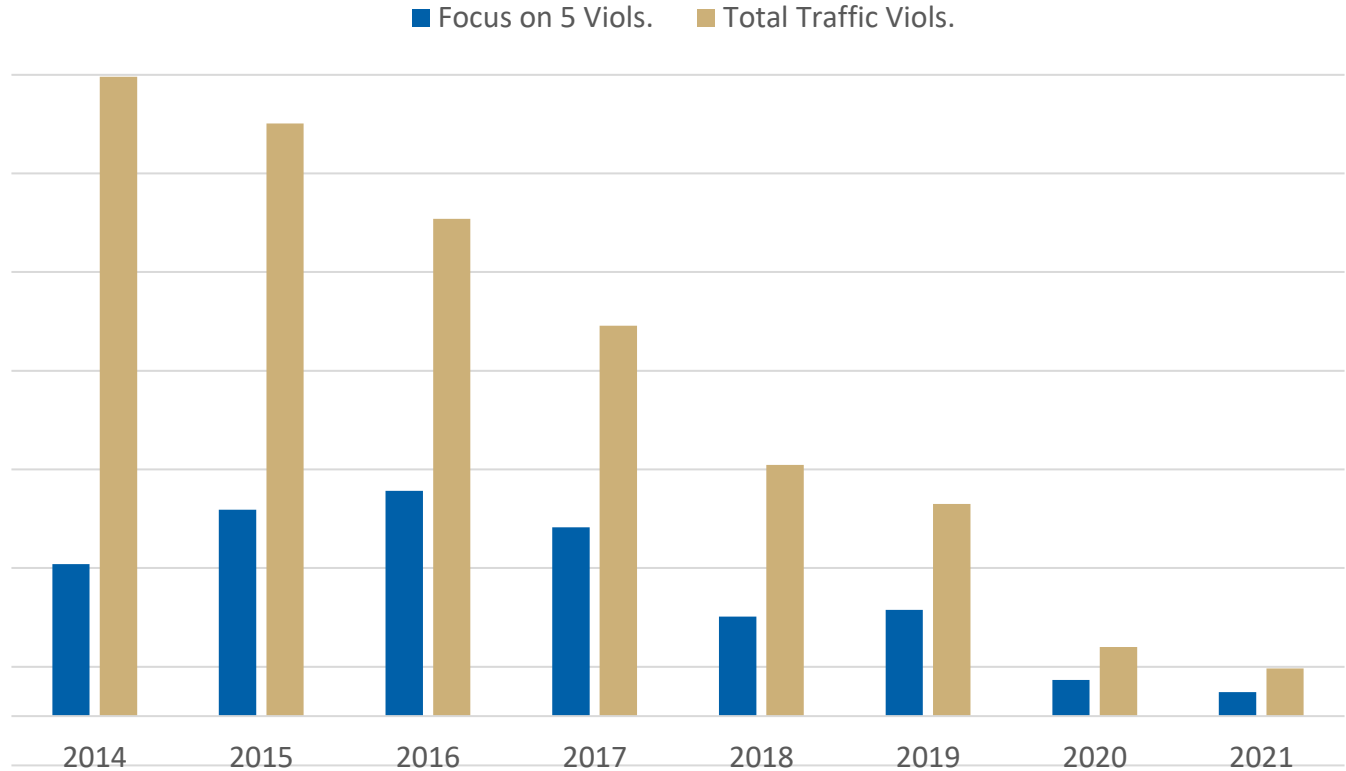


— 2017 Vision Zero High Injury Network

Heat Map



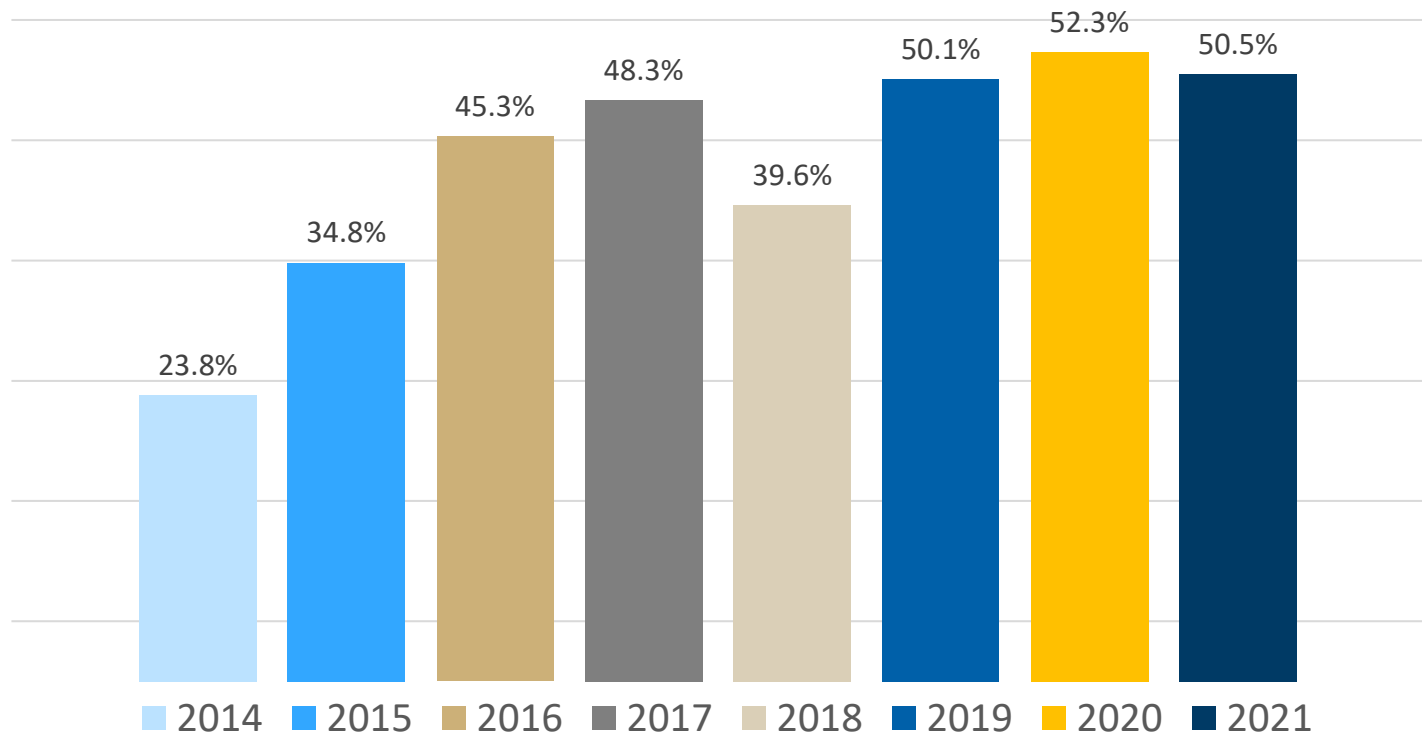
DEPT. WIDE TRAFFIC VIOLATION & FOCUS ON FIVE VIOLATION TOTALS 2014 – 2021



Traffic Violations Totals	129,597	120,133	100,800	79,148	50,895	42,971	13,995	9,664
Focus on Five Totals	30,824	41,827	45,671	38,264	20,154	21,522	7,320	4,879

DEPARTMENT WIDE OVERALL PERCENTAGE

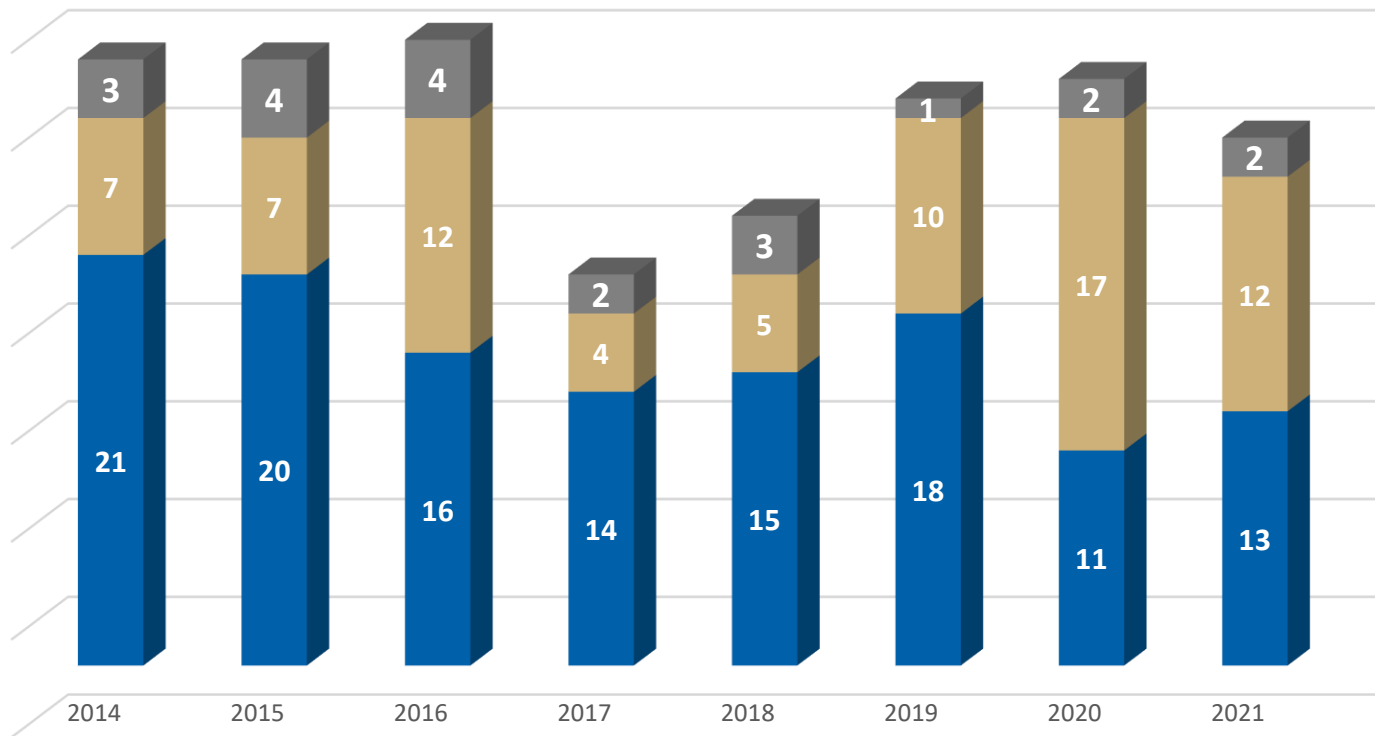
Focus on Five Violations Percentage: 2014 ~ 2021



SF TRAFFIC FATALITIES BY MODE AND BY YEAR

2014 ~ 2021

■ Pedestrian ■ Vehicle/ Motorcycle ■ Bicycle

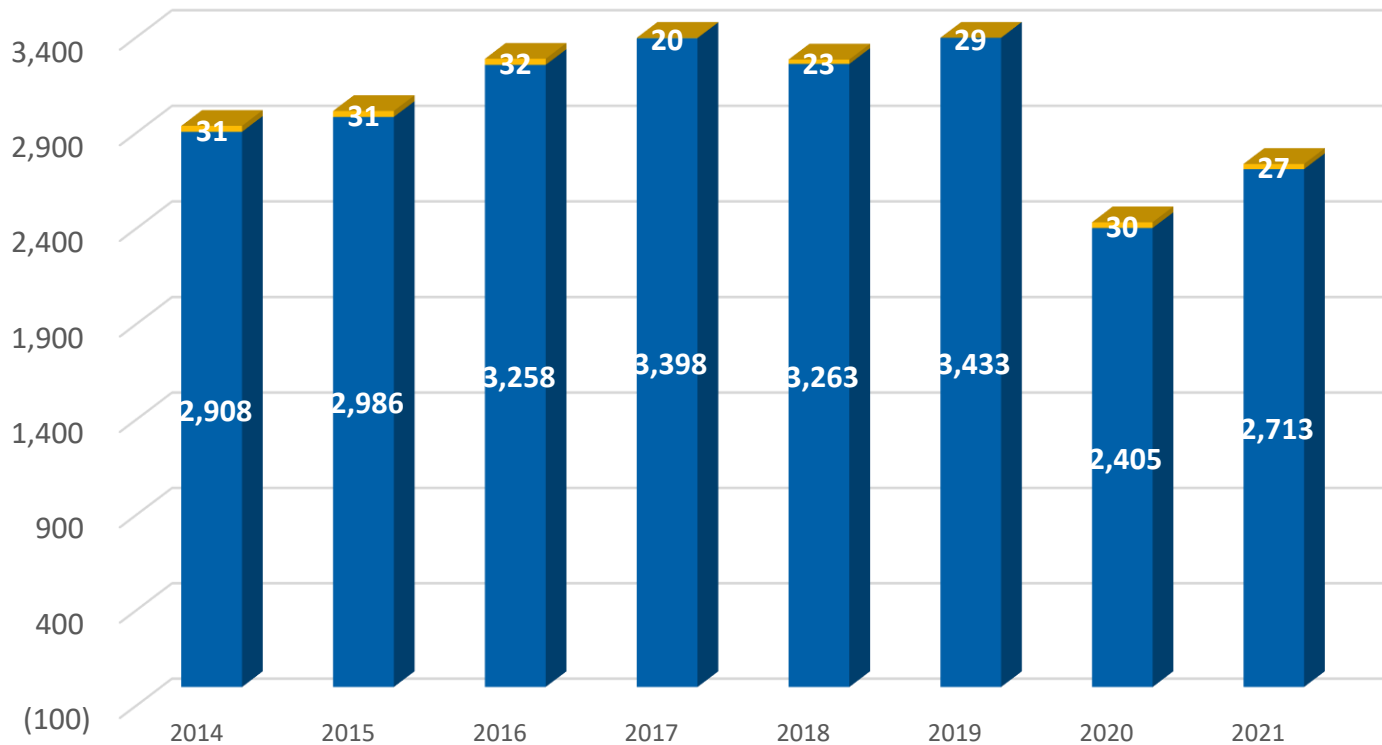


Year	2014	2015	2016	2017	2018	2019	2020	2021
Total Count	31	31	32	20	23	29	30	27

INJURY COLLISIONS BY YEAR

2014 ~ 2021

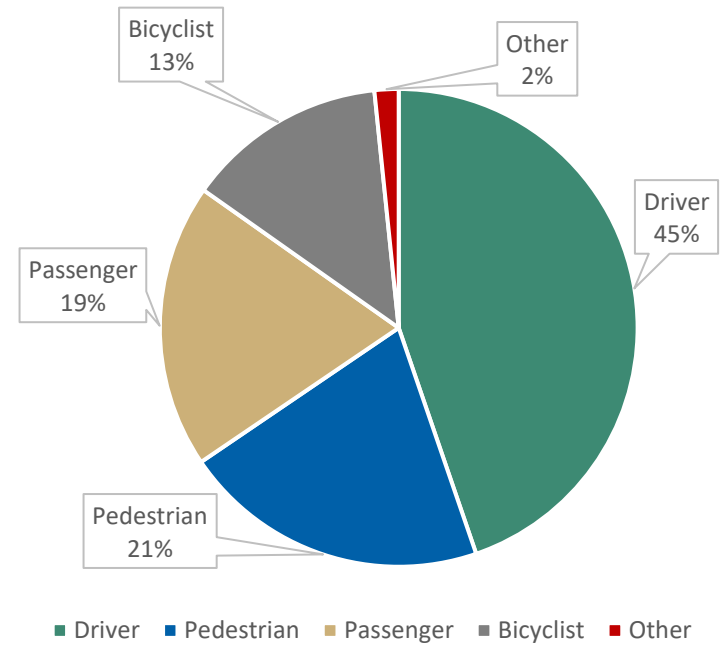
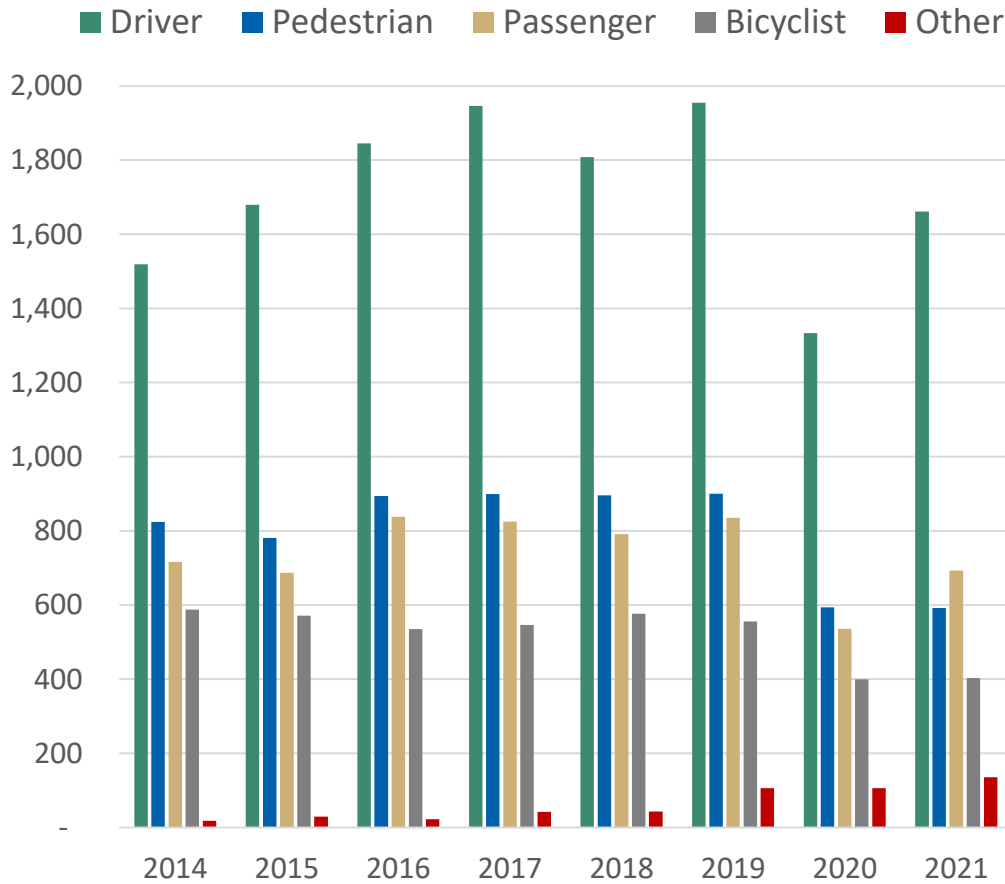
■ Injury Collisions ■ Fatal



Year	2014	2015	2016	2017	2018	2019	2020	2021
Total Count	2,939	3,017	3,290	3,418	3,286	3,462	2,435	2,740

VICTIM ROLE

2014 ~ 2021

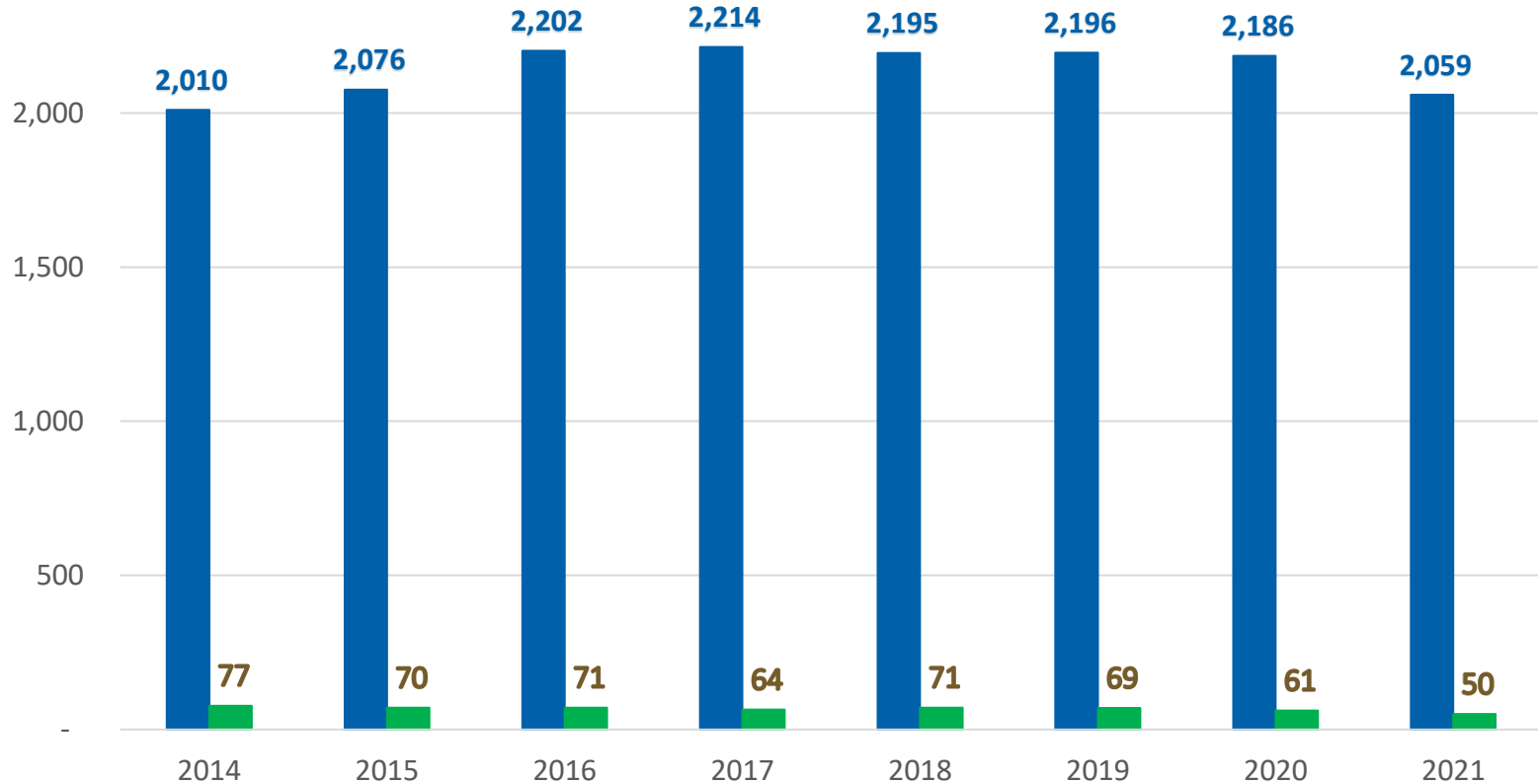


Total Count	2014	2015	2016	2017	2018	2019	2020	2021
	3,665	3,747	4,134	4,258	4,114	4,352	2,968	3,484

STAFFING – SWORN MEMBERS

2014 ~ 2021

2022 – As of October:
Dept. Wide: 1,906
Traffic Company: 47



■ Dept. Wide Sworn Members ■ Traffic Company Sworn Members

Thank you.

Questions?



Parking Enforcement Update

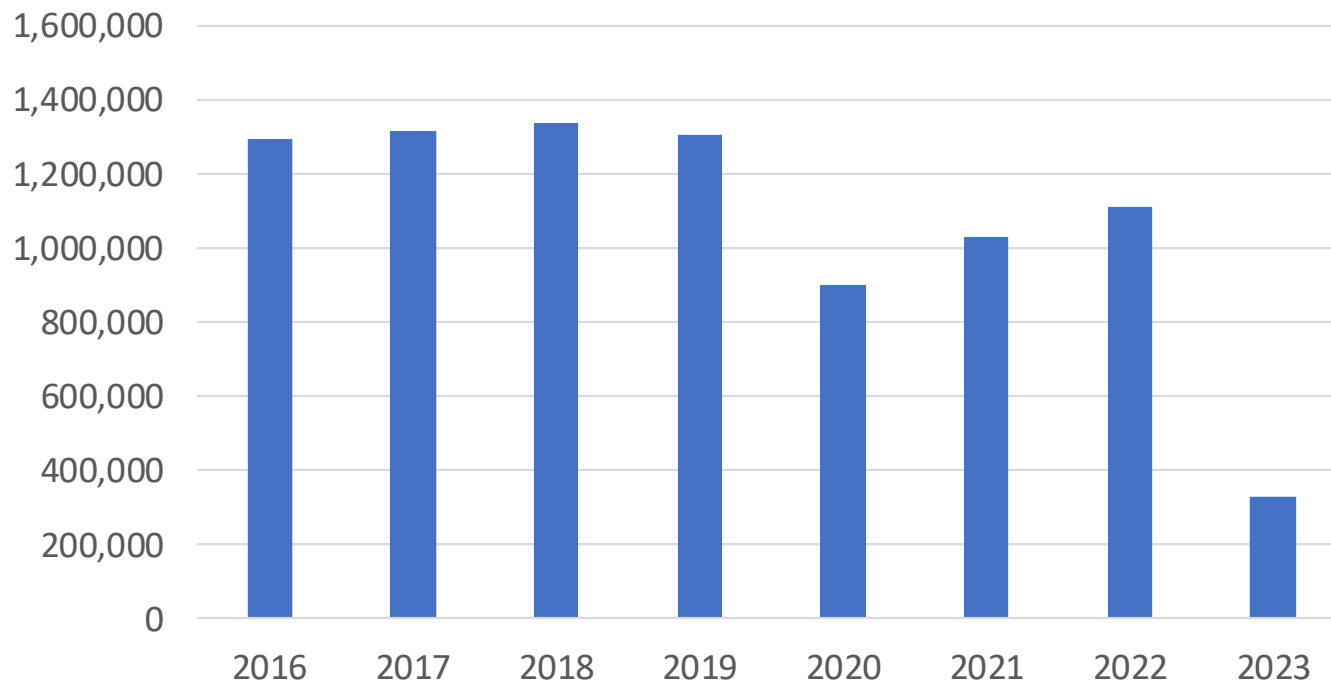
Public Safety and
Neighborhood Services
Committee

October 13, 2022



Total Violations

Citation Summary



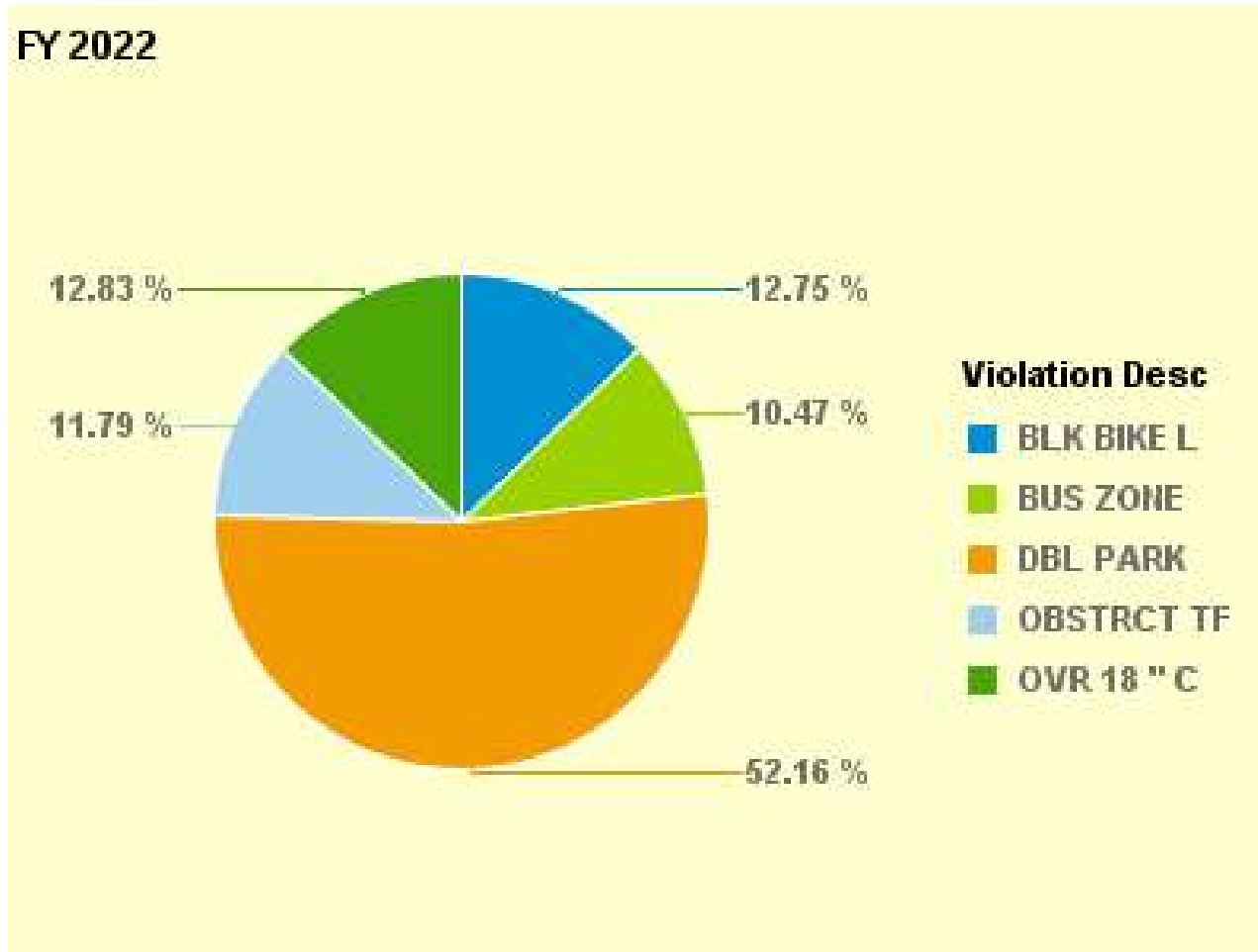
Staffing Levels

	Total	Sunday	Monday	Tuesday	Wednesday	Thursday	Friday	Saturday
Summary	261	48	201	245	240	243	239	85
S/C	56	10	52	51	49	50	52	10
Misc	8	0	8	8	8	8	8	0
Disp	4	1	3	4	4	4	3	2
R/C	20	20	20	20	20	20	20	20
Total	173	17	118	162	159	161	156	53

Congestion Violations Citywide FY22

FY2022		JUL	AUG	SEP	OCT	NOV	DEC	JAN	FEB	MAR	APR	MAY	JUN	TOTAL	Percentage
TRC7.2.70	OBSTRUCTING TRAFFIC	338	293	281	286	249	321	368	279	428	354	409	338	3,944	11.79%
V21211	BLOCK BIKE LANE	354	321	332	328	285	255	387	311	384	418	432	460	4,267	12.75%
V22500H	DOUBLE PARKING	1,510	1,382	1,672	1,487	1,170	1,527	1,293	1,239	1,596	1,485	1,549	1,543	17,453	52.16%
V22500I	BUS ZONE	295	320	293	269	275	324	336	230	309	286	269	297	3,503	10.47%
V22502A	OVER 18 IN. FROM CURB	420	400	390	327	263	276	304	282	433	403	406	389	4,293	12.83%
	Tkts:	2,917	2,716	2,968	2,697	2,242	2,703	2,688	2,341	3,150	2,946	3,065	3,027	33,460	100.00%

Congestion Violations Citywide FY22

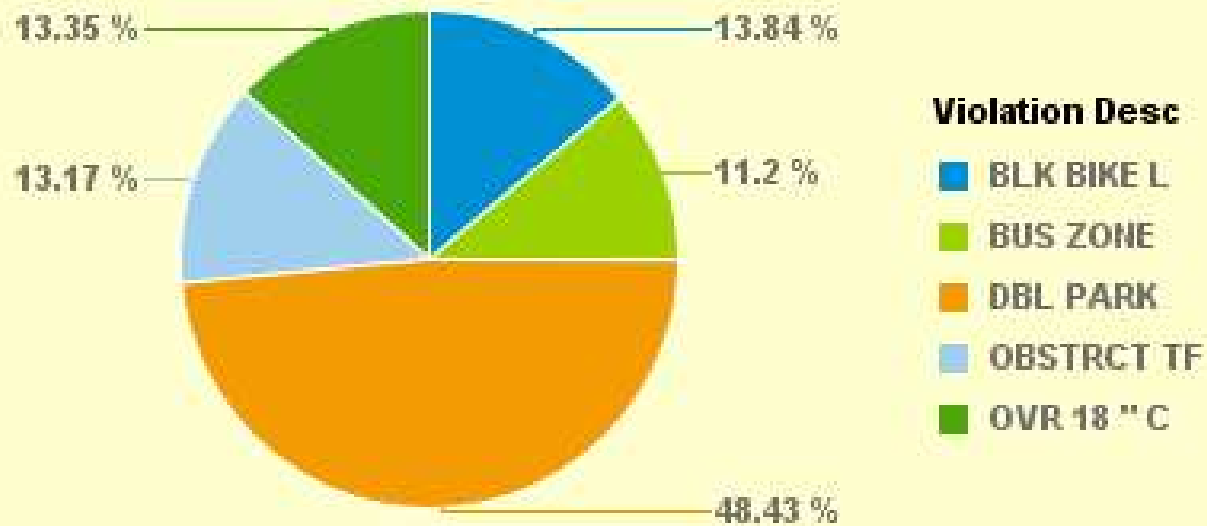


Congestion Violations Citywide FY23

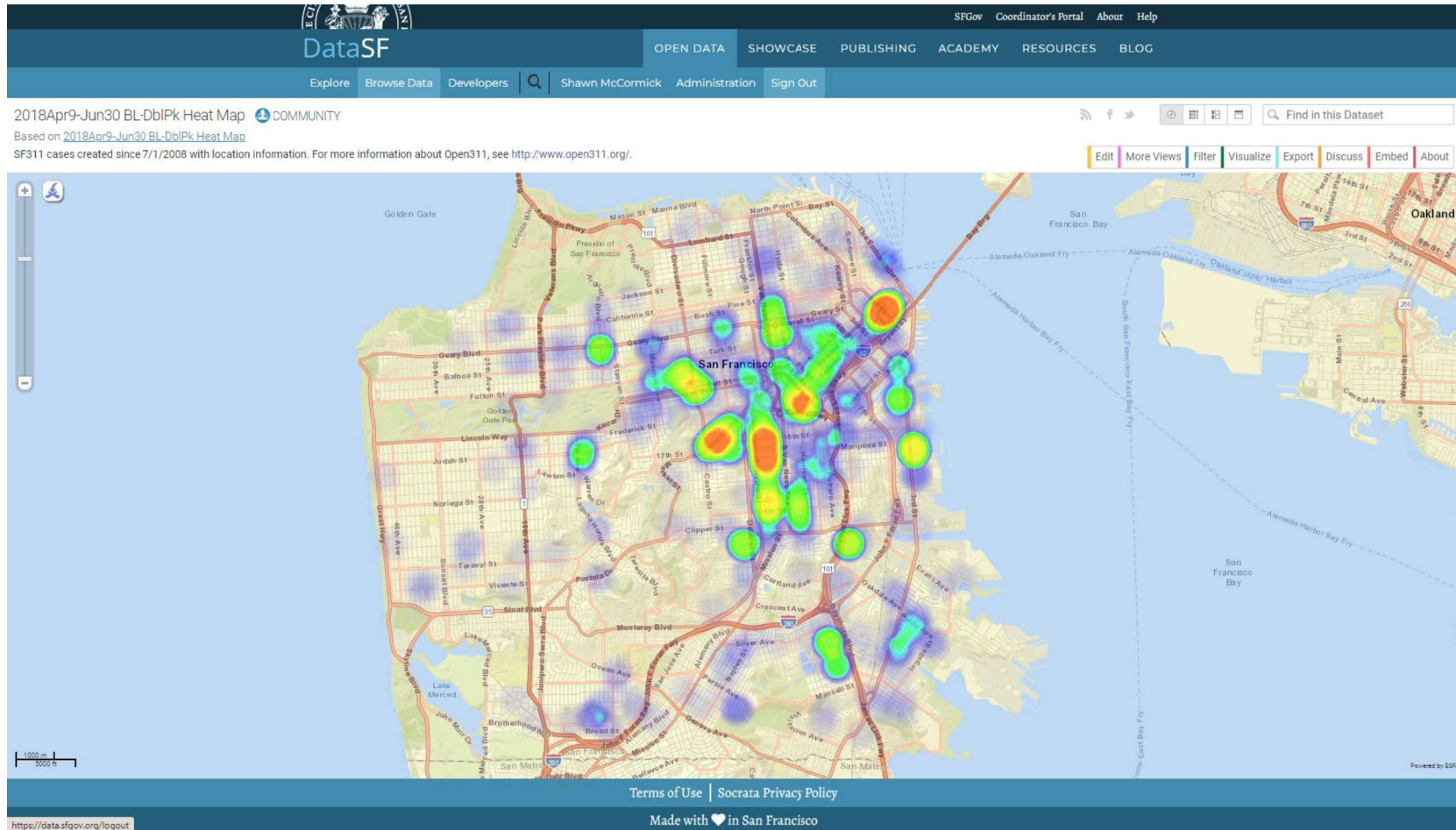
FY2023		JUL	AUG	SEP	OCT	TOTAL YEARTO DATE	Percentage
TRC7.2.70	OBSTRUCTING TRAFFIC	376	462	419	205	1,462	13.17%
V21211	BLOCK BIKE LANE	362	495	514	165	1,536	13.84%
V22500H	DOUBLE PARKING	1,444	1,803	1,679	449	5,375	48.43%
V22500I	BUS ZONE	278	434	407	124	1,243	11.20%
V22502A	OVER 18 IN. FROM CURB	416	466	464	136	1,482	13.35%
	Tkts:	2,876	3,660	3,483	1,079	11,098	100.00%

Congestion Violations Citywide FY23

FY 2023



FY2023/Q1 Bike Lane/Double Parking Heat Map



Valencia FY23/Q1

		JUL2022	AUG2022	SEP2022	Total:
TRC7.2.20	RESIDENTIAL/OT	3	18	2	23
TRC7.2.23B	METER OUTSIDE DT	230	259	319	808
TRC7.2.25	RED ZONE	5	10	14	29
TRC7.2.26	YELLOW ZONE	43	73	76	192
TRC7.2.27	WHITE ZONE	11	10	7	28
TRC7.2.34	MEDIAN DIVIDER	12	29	42	83
TRC7.2.37	M/C PRKING	1		1	2
TRC7.2.41	PK PHB OTD	5	7	1	13
TRC7.2.42	RESTRICTED	1		3	4
TRC7.2.51	NOT WITHIN SPACE	9	10	7	26
TRC7.2.70	OBSTRCT TRAFFIC	8	3	8	19
TRC7.2.83	TRUCK ZONE	33	44	33	110
V21211	BLOCK BIKE LANE	101	147	134	382
V22500.1	PARKK FIRE LANE	4	4	11	19
V22500A	PARK INTERSECTION		1		1
V22500B	PARK CROSSWALK	2	1	3	6
V22500E	DRIVEWAY	6	7	4	17
V22500H	DOUBLE PARK	11	14	5	30
V22500I	BUS ZONE	22	17	7	46
V22500L	WHEELCHAIR RAMP	4	2		6
V22502A	OVER 18 " CURB	2	2		4
V22514	FIRE HYDRANT	2	7	2	11
	Total:	672	845	891	2,408

BOARD of SUPERVISORS



City Hall
1 Dr. Carlton B. Goodlett Place, Room 244
San Francisco, CA 94102-4689
Tel. No. (415) 554-5184
Fax No. (415) 554-5163
TDD/TTY No. (415) 554-5227

MEMORANDUM

TO: William Scott, Police Chief, Police Department
Jeffrey Tumlin, Executive Director, Municipal Transportation Agency

FROM: Alisa Somera, Assistant Clerk, Public Safety and Neighborhood
Services Committee, Board of Supervisors

DATE: September 14, 2022

SUBJECT: HEARING MATTER INTRODUCED

The Board of Supervisors' Public Safety and Neighborhood Services Committee has received the following hearing matter, introduced by Supervisor Mandelman on September 6, 2022:

File No. 220961

Hearing on the state of traffic enforcement and street safety in San Francisco; and requesting the Police Department and Municipal Transportation Agency to report.

If you have any additional comments or reports to be included with the file, please forward them to me at the Board of Supervisors, City Hall, Room 244, 1 Dr. Carlton B. Goodlett Place, San Francisco, CA 94102 or by email at: Alisa.Somera@sfgov.org.

cc: Lisa Ortiz, Police Department
Lili Gamero, Police Department
Diana Oliva-Aroche, Police Department
Stacy Youngblood, Police Department/Commission
Kate Breen, Municipal Transportation Agency
Janet Martinsen, Municipal Transportation Agency
Joel Ramos, Municipal Transportation Agency
Ricardo Olea, Municipal Transportation Agency
Viktoriya Wise, Municipal Transportation Agency
Christine Silva, Municipal Transportation Agency

From: [Rishi Misra](#)
To: [Engardio, Joel \(BOS\)](#); [Dorsey, Matt \(BOS\)](#); [Mandelman, Rafael \(BOS\)](#); malena@walksf.org; [Stefani, Catherine \(BOS\)](#); [Carroll, John \(BOS\)](#)
Subject: Thank you for holding a Speed Enforcement Hearing
Date: Tuesday, April 16, 2024 10:24:25 PM

This message is from outside the City email system. Do not open links or attachments from untrusted sources.

Dear Chair Stefani, Committee Members Engardio and Dorsey, and Supervisor Mandelman,

Thank you for holding a public hearing to hear about the SFPD's plan to enforce speeding in San Francisco. I am Rishi Misra, and am Co-Chair of the Barbary Coast Neighborhood Association's Safety Committee. Multiple residents in our neighborhood have been hit by speeding or negligent drivers while in the crosswalk with walk sign on. Others have had close calls. I write on behalf of those residents and the pain and suffering the impacted ones have endured due to injuries from the crashes.

Speeding is the most dangerous driving behavior, and more must be done to better enforce the speed limits in San Francisco.

The SFPD should use data to focus its limited resources on known dangerous locations where speeding is a factor. I urge this committee to hold the SFPD to their plan and ask for quarterly updates to see if this enforcement is meeting the city's goals for safe streets.

As San Francisco enters the second decade of Vision Zero, every city agency must play its part in saving lives.

Thank you,

Rishi Misra
rishi.misra@gmail.com

From: [Hans Galland](#)
To: [Carroll, John \(BOS\)](#)
Cc: [Stefani, Catherine \(BOS\)](#); [Engardio, Joel \(BOS\)](#); [Dorsey, Matt \(BOS\)](#); [Mandelman, Rafael \(BOS\)](#); malena@walksf.org
Subject: Thank you for holding a Speed Enforcement Hearing
Date: Friday, April 12, 2024 7:45:41 AM

This message is from outside the City email system. Do not open links or attachments from untrusted sources.

Dear Chair Stefani, Committee Members Engardio and Dorsey, and Supervisor Mandelman,

Thank you for holding a public hearing to hear about the SFPD's plan to enforce speeding in San Francisco.

I am Hans Galland, director at the Duboce Triangle Neighborhood Association, spearheading our Vision 2030 efforts dedicated to traffic safety and accessibility of the Duboce Triangle.

Speeding is consistently the most dangerous behavior endangering our community in our neighborhood. I have been witness to **numerous crashes** during my twelve years in the neighborhood, most frequently at intersections of that include high-traffic corridors such as 14th street (x Noe, x Sanchez), Market Street (x Church, x Sanchez, x Noe) and Castro (x 14th Street, x Beaver, x Henry). **Ironically, all of these have speed limits or even involve slow streets.**

More must be done to better enforce the speed limits in San Francisco. The city has decided to make funds available to fine people for parking, to fine people for having planters on sidewalks (!), but has failed to fine people for risky driving that can kill or irreversible change the course of my or my fellow residents' life.

The SFPD should use data to focus its limited resources on known dangerous locations where speeding or dangerous driver behavior is a factor. I urge this committee to hold the SFPD to their plan and ask for quarterly updates to see if this enforcement is meeting the city's goals for safe streets.

As San Francisco enters the second decade of Vision Zero, every city agency must play its part in saving lives.

Thank you,

Hans Galland

DTNA Director

From: [Matt Biggar](#)
To: [Carroll, John \(BOS\)](#)
Cc: [Stefani, Catherine \(BOS\)](#); [Engardio, Joel \(BOS\)](#); [Dorsey, Matt \(BOS\)](#); [Mandelman, Rafael \(BOS\)](#); [Malena Mackey Cabada](#)
Subject: Speed Enforcement Needed
Date: Friday, April 12, 2024 9:03:40 AM

This message is from outside the City email system. Do not open links or attachments from untrusted sources.

Dear Chair Stefani, Committee Members Engardio and Dorsey, and Supervisor Mandelman,

Thank you for holding a public hearing to hear about the SFPD's plan to enforce speeding in San Francisco. I live near Market Street in the Castro, a particularly dangerous street for pedestrians crossing.

Speeding is the most dangerous driving behavior, and more must be done to better enforce the speed limits in San Francisco.

The SFPD should use data to focus its resources on known dangerous locations where speeding is a factor. I urge this committee to hold the SFPD to their plan and ask for quarterly updates to see if this enforcement is meeting the city's goals for safe streets.

As San Francisco enters the second decade of Vision Zero, every city agency must play its part in saving lives.

Thank you,

Matt Biggar
668 Castro St.

--

Matt Biggar, Ph.D.
Principal and Founder, [Connected to Place](#)
<https://www.linkedin.com/in/mtbiggar>
c 415-999-8497

Introduction Form

By a Member of the Board of Supervisors or Mayor

Time stamp
or meeting date

I hereby submit the following item for introduction (select only one):

- 1. For reference to Committee. (An Ordinance, Resolution, Motion or Charter Amendment).
- 2. Request for next printed agenda Without Reference to Committee.
- 3. Request for hearing on a subject matter at Committee.
- 4. Request for letter beginning : "Supervisor inquiries"
- 5. City Attorney Request.
- 6. Call File No. from Committee.
- 7. Budget Analyst request (attached written motion).
- 8. Substitute Legislation File No.
- 9. Reactivate File No.
- 10. Topic submitted for Mayoral Appearance before the BOS on

Please check the appropriate boxes. The proposed legislation should be forwarded to the following:

- Small Business Commission
- Youth Commission
- Ethics Commission
- Planning Commission
- Building Inspection Commission

Note: For the Imperative Agenda (a resolution not on the printed agenda), use the Imperative Form.

Sponsor(s):

Subject:

The text is listed:

Signature of Sponsoring Supervisor:

For Clerk's Use Only