



Fel# 190619, 190620  
Received in Committee  
6/13/19  
J

# Budget Presentation

## FY 2019-20 & FY 2020-21

**Budget and Finance Committee**  
**City and County of San Francisco**  
**June 13, 2019**

---

**Juvenile Probation Department**  
**City and County of San Francisco**

# Mission and Strategic Goals

---

## Mission

- Serve the needs of youths and families brought before the juvenile justice system and provide evidence-based supervision strategies for all individuals under the Department's jurisdiction.
- Engage in culturally competent approaches for the assessment, education, treatment, and rehabilitation of youth charged with criminal offenses.

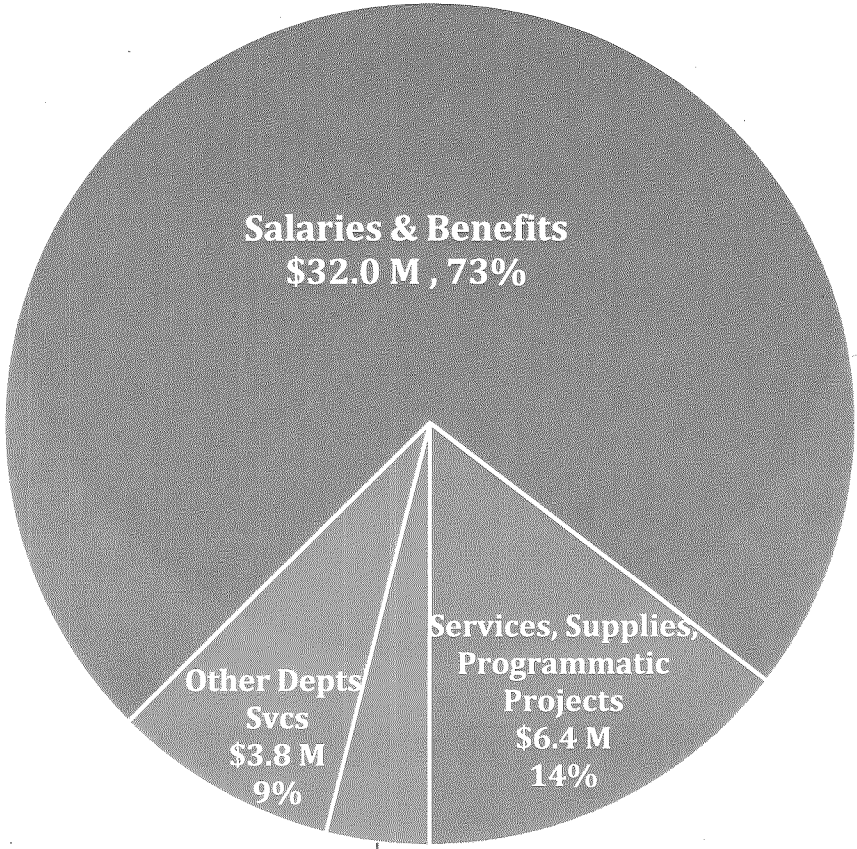
## Strategic Goals

- Identify and respond to the individual risks and needs presented by each youth and provide linkages to programs and support.
- Utilize probation and community resources to assist youth to successfully navigate and complete community supervision.
- Identify and utilize the least restrictive interventions and placements that do not compromise public safety.
- Improve the quality of services to youth and their families.
- Provide a safe and secure environment for staff and youth in custody.

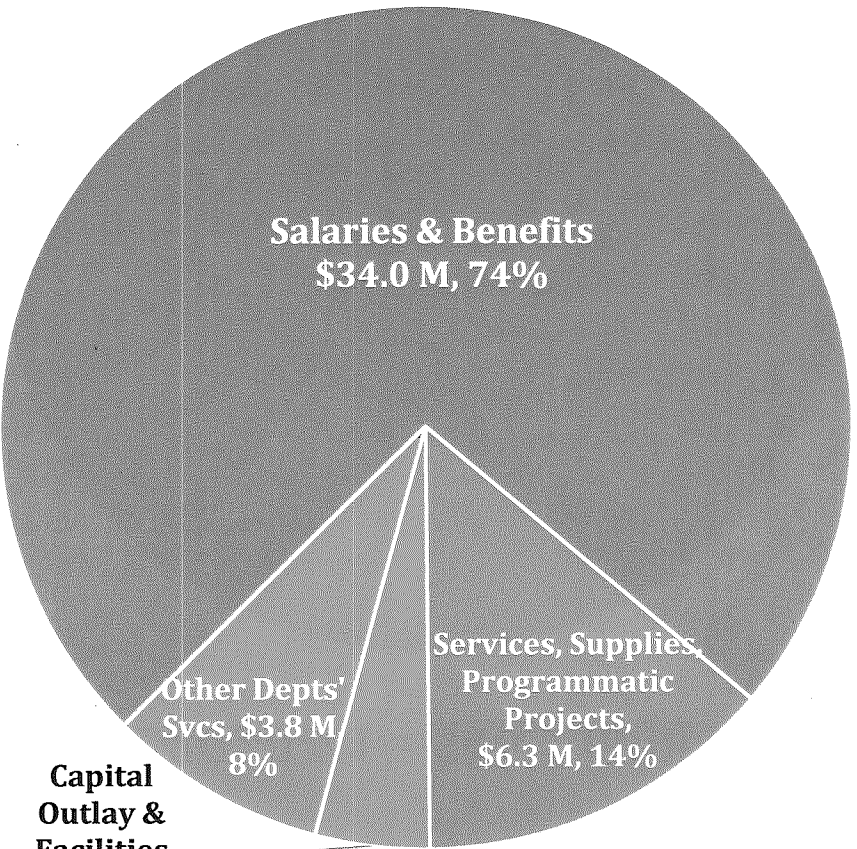
# Budget Overview

FY 2019-20 = \$43.9 million

FY 2020-21 = \$46.1 million



**Capital Outlay & Facilities Maintenance**  
\$1.7 M, 4%



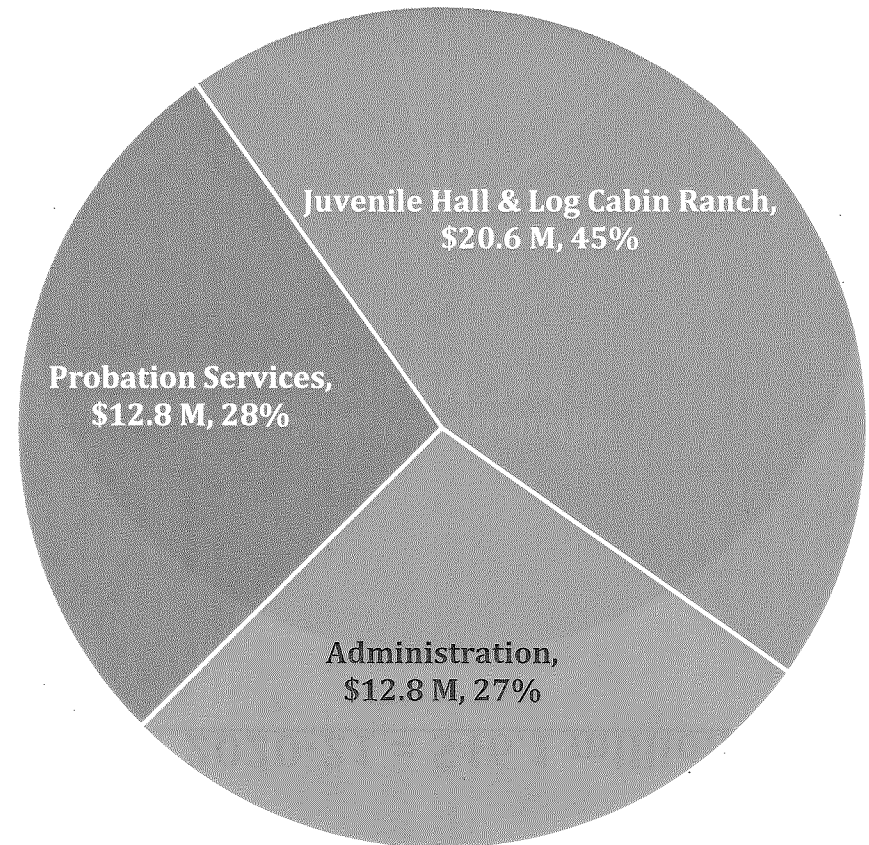
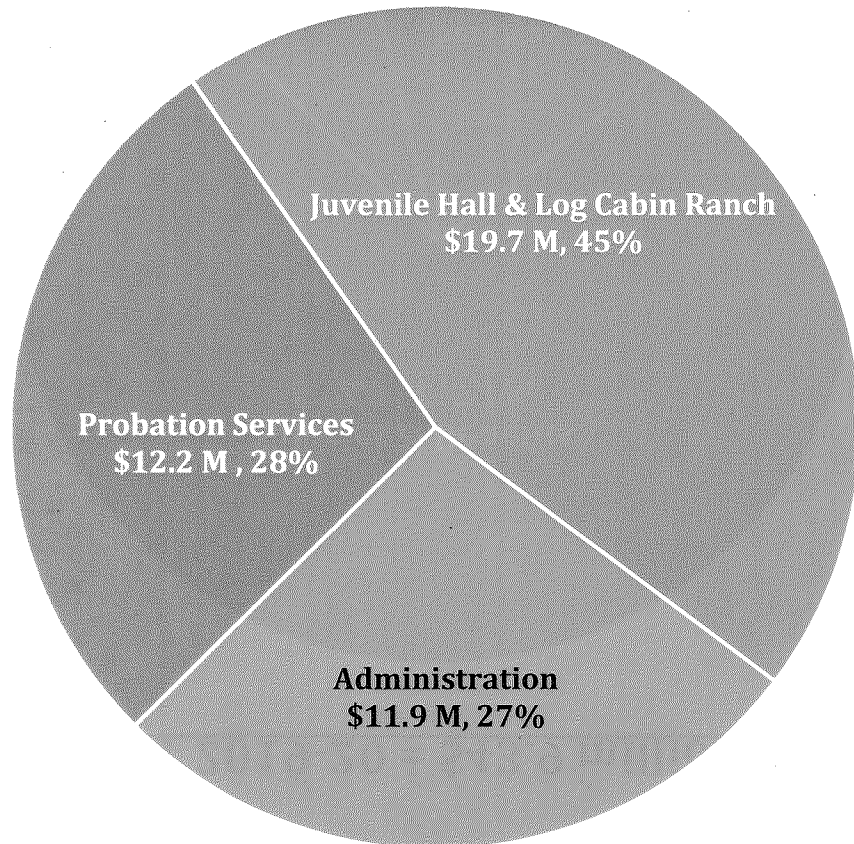
**Capital Outlay & Facilities Maintenance**  
\$2.0 M, 4%

# Budget Overview – Major Divisions

---

**FY 2019-20 = \$43.9 million**

**FY 2020-21 = \$46.1 million**



# Key Performance Measures – All Programs

## FY 2018 Snapshot

**4,479**

youth participants in Violence Prevention & Intervention Strategies (joint funded by DCYF & JPD)

**259**

youth diverted from juvenile justice system and Court action to Community Assessment & Resource Center

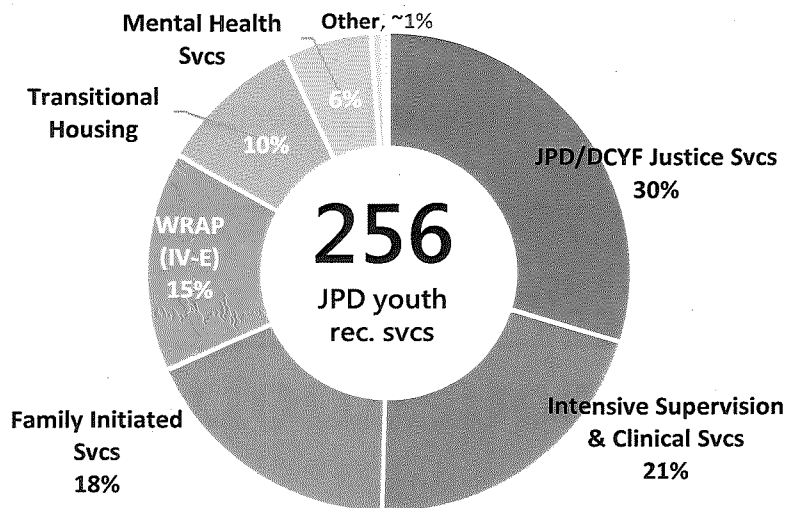
**97**

unduplicated youth on electronic ankle monitoring

**85%**

percent of available JPD youth receiving community-based services on 10/4/18

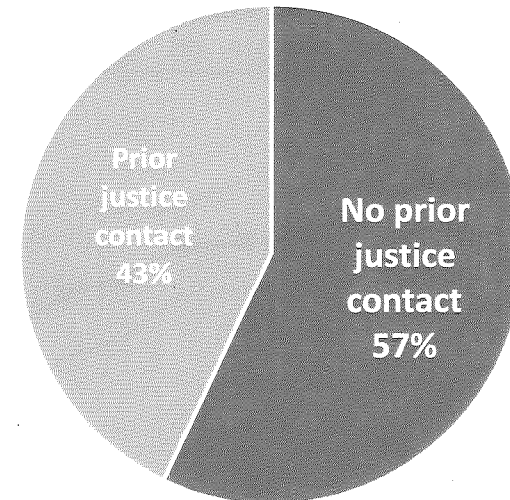
*85% of youth receiving community-based services on 10/4/18 (by service type)*



## Preventative Services

*More than half of the 4,479 participants in JPD/DCYF Justice Services programs did not have formal contact with the juvenile justice system.*

% of the 4,479 youth JPD/DCYF Justice Services participants by whether they had juvenile justice contact prior to program start



# Key Performance Measures – Juvenile Hall

## FY 2017-18 Snapshot

**712** number of bookings

**16,344** total youth days in Juvenile Hall (24 hrs/day of care)

**45** average daily population

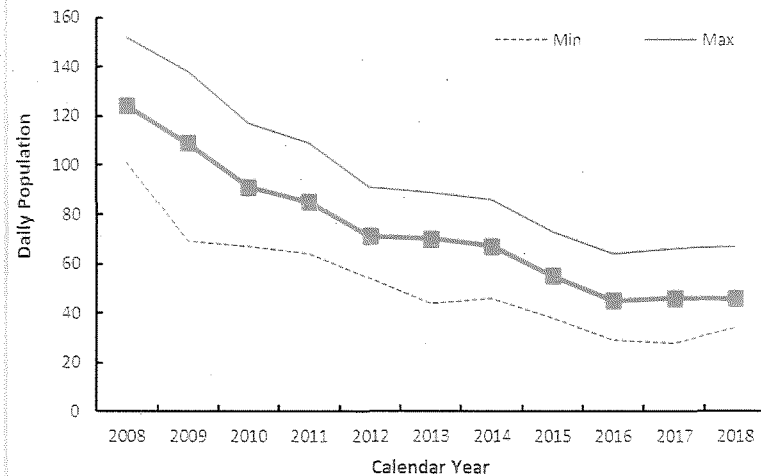
**22** programs operated in Juvenile Hall for youth

### Program Services - City Departments

- Education – SF Unified School District
- Teen Library – SF Public Library
- Behavioral health and medical Svcs – DPH


*Calendar Year 2016, 2017, and 2018  
Average Daily Population has plateaued*

JUVENILE HALL DAILY POPULATION, 2008 - 2018



Community Programs occurring in Juvenile Hall

Number of Programs by Type





# Key Performance Measures – Probation Services

Probation Services provides services from initial police contact through disposition up to dismissal for minors arrested in the City and County of San Francisco. After arrest, each youth is assigned a probation officer who investigates the circumstances of the arrest and all relevant social and family issues.

## FY 2017-18 Snapshot

**564 Youth active on probation on 5/31/19**

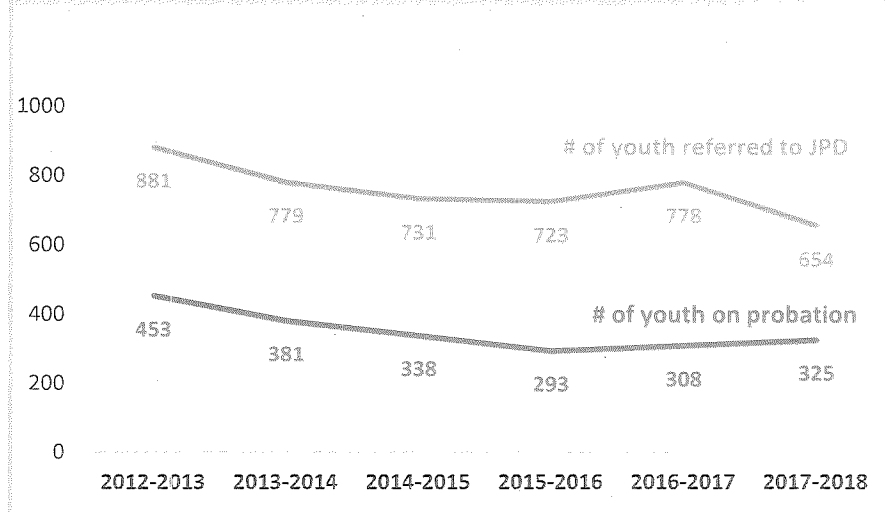
**74% Percent of youth on probation did not commit a new law violation within 9 months from start of probation**

*(based on 43 youth placed on probation from 07/01/17 – 08/31/17)*

**NOTE:**

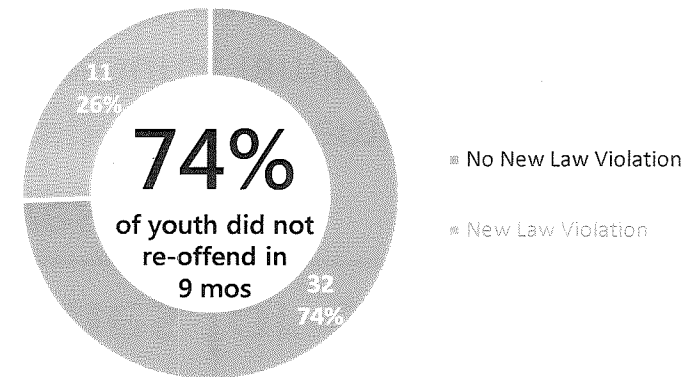
\* Re-offend is defined as having committed an offense which was sustained or “found true” by the Court within 9 months of being placed on probation.

**The number of individual/unduplicated youth referred to JPD and on probation relatively steady since FY 2015-16.**



**74% of youth placed on probation did not re-offend\* within 9 months from start of probation**

FY 2018 nine-month recidivism rate for youth on probation



# Equitable Outcomes for Everyone

---

## New Grant Funded Programs and Initiatives

- Foster Parent Recruitment, Retention, and Support - Implement new child/youth centered caregiver processes and resource family approvals, conduct home environment assessments, family and care giver training, caregiver coordination, and ongoing child and family support.
- Commercially Sexually Exploited Children (CSEC) - Training, prevention, and intervention services for those who work with youth who are, or at risk of becoming commercially sexually exploited.
- Law Enforcement Services - Mandated juvenile justice prevention, reentry, reunification, permanency planning, and/or life skills and transition towards independence.

## Youth Employment at JPD

- Project Pull Promise - Launched Project Pull Promise in Juvenile Hall, in partnership with PUC, so detained youth experience summer employment, financial literacy training, and job readiness skill development.
- Project Pull - Expanded Project Pull Program to provide additional City youth with summer employment opportunities.



# Looking Forward

---

## 1. Participation in Mayor's Juvenile Justice Reform Blue Ribbon Panel

### Goal of Panel

- Reimagine juvenile justice systems to achieve better outcomes for in risk, and at risk youth of San Francisco through juvenile justice reform.

### Key Stakeholders

- City partners
- Community members
- Nonprofit service providers
- Philanthropic organizations

## 2. Sunset: Title IV-E Waiver (09/30/19)

## 3. Start: Families First Prevention Services Act (2021)

**Thank You**

---

**Juvenile Probation Department  
City and County of San Francisco**