

File No. 130383

Committee Item No. 2

Board Item No. _____

COMMITTEE/BOARD OF SUPERVISORS

AGENDA PACKET CONTENTS LIST

Committee: Budget and Finance Sub-Committee Date: 05/8/2013

Board of Supervisors Meeting

Date: _____

Cmte Board

- | | | |
|-------------------------------------|--------------------------|--|
| <input type="checkbox"/> | <input type="checkbox"/> | Motion |
| <input checked="" type="checkbox"/> | <input type="checkbox"/> | Resolution |
| <input type="checkbox"/> | <input type="checkbox"/> | Ordinance |
| <input type="checkbox"/> | <input type="checkbox"/> | Legislative Digest |
| <input type="checkbox"/> | <input type="checkbox"/> | Budget and Legislative Analyst Report |
| <input type="checkbox"/> | <input type="checkbox"/> | Legislative Analyst Report |
| <input type="checkbox"/> | <input type="checkbox"/> | Youth Commission Report |
| <input type="checkbox"/> | <input type="checkbox"/> | Introduction Form (for hearings) |
| <input checked="" type="checkbox"/> | <input type="checkbox"/> | Department/Agency Cover Letter and/or Report |
| <input type="checkbox"/> | <input type="checkbox"/> | MOU |
| <input checked="" type="checkbox"/> | <input type="checkbox"/> | Grant Information Form |
| <input checked="" type="checkbox"/> | <input type="checkbox"/> | Grant Budget |
| <input type="checkbox"/> | <input type="checkbox"/> | Subcontract Budget |
| <input type="checkbox"/> | <input type="checkbox"/> | Contract/Agreement |
| <input type="checkbox"/> | <input type="checkbox"/> | Form 126 – Ethics Commission |
| <input checked="" type="checkbox"/> | <input type="checkbox"/> | Award Letter |
| <input checked="" type="checkbox"/> | <input type="checkbox"/> | Application |
| <input type="checkbox"/> | <input type="checkbox"/> | Public Correspondence |

OTHER (Use back side if additional space is needed)

<input type="checkbox"/>	<input type="checkbox"/>	_____
<input type="checkbox"/>	<input type="checkbox"/>	_____
<input type="checkbox"/>	<input type="checkbox"/>	_____
<input type="checkbox"/>	<input type="checkbox"/>	_____
<input type="checkbox"/>	<input type="checkbox"/>	_____
<input type="checkbox"/>	<input type="checkbox"/>	_____
<input type="checkbox"/>	<input type="checkbox"/>	_____
<input type="checkbox"/>	<input type="checkbox"/>	_____
<input type="checkbox"/>	<input type="checkbox"/>	_____
<input type="checkbox"/>	<input type="checkbox"/>	_____

Completed by: Victor Young Date May 3, 2013

Completed by: Victor Young Date _____

1 [Accept and Expend Grant - Bay Area Regional Energy Network - \$931,000]

2
3 **Resolution authorizing the Department of the Environment to retroactively accept and**
4 **expend a grant of \$931,000 from the Association of Bay Area Governments to perform**
5 **various activities as part of a Bay Area Regional Energy Network energy efficiency**
6 **program for the period of January 1, 2013, through December 31, 2014.**

7
8 WHEREAS, The City and County of San Francisco (City) is a member of the
9 Association of Bay Area Governments (ABAG); and

10 WHEREAS, ABAG has been awarded up to \$26.5 million by decision of the California
11 Public Utilities Commission (CPUC) in Decision 12-11-015 to operate the Bay Area Regional
12 Energy Network program (BayREN) in all of its member counties; and

13 WHEREAS; ABAG is receiving the ratepayer funds of \$26.5 million through a contract
14 with PG&E where PG&E is acting only as a fiscal manager and the CPUC provides oversight
15 of the program content; and

16 WHEREAS, BayREN has proposed programs to provide technical assistance and
17 financing in the residential sector and education and training for construction contractors and
18 building code officials; and

19 WHEREAS, The Department of the Environment has played a key role in the
20 development of the concepts and plans for all the elements of the BayREN program; and

21 WHEREAS, The Department of Environment is already performing energy efficiency
22 programs for greenhouse gas reductions providing assistance in the residential sector and
23 creating local jobs; and

1 WHEREAS, The Department of the Environment has built upon its experience with
2 building codes to play the lead role in the development of the Codes and Standards
3 component of the BayREN; and

4 WHEREAS, The Board of Supervisors has adopted goals for reductions in greenhouse
5 gas emissions; and

6 WHEREAS, This program will help achieve those greenhouse gas reduction goals; and

7 WHEREAS, The term of this grant is from January 1, 2013 to December 31, 2014; and

8 WHEREAS, The grant allows for indirect costs of \$257,262 included in the budget; and

9 WHEREAS, A request for retroactive approval is being sought because the Department
10 of the Environment was not notified of the grant award until February 12, 2013; and


11 WHEREAS, The grant does not require an Annual Salary Ordinance (ASO)
12 amendment; now therefore, be it

13 RESOLVED, That the Board of Supervisors authorizes the Director of the Department
14 of the Environment to accept and expend a grant in the amount of \$931,000 from ABAG to
15 implement BayREN activities in San Francisco; and be it

16 FURTHER RESOLVED, That the Board of Supervisors authorizes the Director of the
17 Department of the Environment to accept and expend additional funds in the case that ABAG
18 decides to assign additional BayREN tasks for activities in San Francisco.

21 Recommended:

22 
23 _____
24 Department Head

21 Approved: 
22 _____
23 Mayor

21 Approved: 
22 _____
23 Controller, Grant Division

24

TO: Angela Calvillo, Clerk of the Board of Supervisors
FROM: The Department of the Environment
DATE: 3/20/13
SUBJECT: Accept and Expend Resolution for Local Grant
GRANT TITLE: Bay Area Regional Energy Network (BayREN)

Attached please find the original and 4 copies of each of the following:

- Proposed grant resolution, original signed by Department, Mayor, Controller,
- Grant information form, including disability checklist
- Grant budget
- Grant application
- Grant award letter from funding agency
- Other (Explain): Legislative Checklist

Special Timeline Requirements:

Departmental representative to receive a copy of the adopted ordinance:

Name: Rachel Buerkle Phone: 415-355-3704

Interoffice Mail Address:

Certified copy required: Yes No

(Note: certified copies have the seal of the City/County affixed and are occasionally required by funding agencies. In most cases ordinary copies without the seal are sufficient).

File Number: _____

220290 / EVBAYAR-13

(Provided by Clerk of Board of Supervisors)

Grant Resolution Information Form

(Effective July 2011)

Purpose: Accompanies proposed Board of Supervisors resolutions authorizing a Department to accept and expend grant funds.

The following describes the grant referred to in the accompanying resolution:

1. Grant Title:
2. Department: Department of the Environment
3. Contact Person: Rachel Buerkle Telephone: 415-355-3704
4. Grant Approval Status (check one):
 Approved by funding agency Not yet approved
5. Amount of Grant Funding Approved or Applied for: \$931,000
- 6a. Matching Funds Required: \$ 0
- b. Source(s) of matching funds (if applicable):
- 7a. Grant Source Agency: PG&E
- b. Grant Pass-Through Agency (if applicable): Association of Bay Area Governments (ABAG)
8. Proposed Grant Project Summary: The Bay Area Regional Network (BayREN) is funded under Decision 12-11-015 of the CA Public Utilities Commission to engage local governments in meeting the goals of the CA Energy Efficiency Strategic Plan. CPUC provides oversight of the program content, PG&E acts as fiscal manager, and ABAG has a contract of \$26.5 million with PGE, out of which this grant is funded. BayREN is funded to provide an energy efficiency incentive program in single family and multifamily buildings, provide financing, and raise the level of energy code compliance in new construction and renovation.
9. Grant Project Schedule, as allowed in approval documents, or as proposed:
Start-Date: 1/1/13 End-Date: 12/31/14
- 10a. Amount budgeted for contractual services: \$0
- b. Will contractual services be put out to bid?
- c. If so, will contract services help to further the goals of the Department's Local Business Enterprise (LBE) requirements?
- d. Is this likely to be a one-time or ongoing request for contracting out?
- 11a. Does the budget include indirect costs? Yes No
- b1. If yes, how much? \$257,262
- b2. How was the amount calculated? Based on Department of Environment overhead and indirect.

c1. If no, why are indirect costs not included?

Not allowed by granting agency

To maximize use of grant funds on direct services

Other (please explain):

c2. If no indirect costs are included, what would have been the indirect costs?

12. Any other significant grant requirements or comments:

****Disability Access Checklist***(Department must forward a copy of all completed Grant Information Forms to the Mayor's Office of Disability)**

13. This Grant is intended for activities at (check all that apply):

Existing Site(s)

Existing Structure(s)

Existing Program(s) or Service(s)

Rehabilitated Site(s)

Rehabilitated Structure(s)

New Program(s) or Service(s)

New Site(s)

New Structure(s)

14. The Departmental ADA Coordinator or the Mayor's Office on Disability have reviewed the proposal and concluded that the project as proposed will be in compliance with the Americans with Disabilities Act and all other Federal, State and local disability rights laws and regulations and will allow the full inclusion of persons with disabilities. These requirements include, but are not limited to:

1. Having staff trained in how to provide reasonable modifications in policies, practices and procedures;
2. Having auxiliary aids and services available in a timely manner in order to ensure communication access;
3. Ensuring that any service areas and related facilities open to the public are architecturally accessible and have been inspected and approved by the DPW Access Compliance Officer or the Mayor's Office on Disability Compliance Officers.

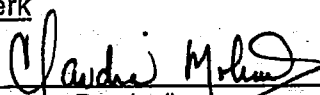
If such access would be technically infeasible, this is described in the comments section below:

Comments: All of the facilities are privately owned facilities of various types of buildings in both the residential and commercial sectors. Staff will make site visits to perform site assessments.

Departmental ADA Coordinator or Mayor's Office of Disability Reviewer:

Claudia Molina, Departmental ADA Coordinator, Payroll Personnel Clerk


Date Reviewed: 3-20-13


(Signature Required)

Department Head or Designee Approval of Grant Information Form:

Melanie Nutter, Director, Department of the Environment

Date Reviewed: 3/21/13


(Signature Required)

<p style="text-align: center;">Accept and Expend BayREN Program with Association of Bay Area Governments SF Department of the Environment</p>						
Personnel	Tasks	Staff FTE	Annual FTE Rate	Salary	Benefits	Total
Program Manager- 5644	Program oversight, liaison to CA Public Utilities Commission, ABAG, PG&E, Dept of Building Inspection. Manage amendments to contract, reporting, budget. Program management on Codes and Standards activities in BayREN counties	0.65		\$ 112,054	\$ 54,301	\$ 129,502
Program Coordinator - 5642	Manage day-to-day operations of all elements in San Francisco. Work directly with County lead working groups for each program element data management and residential financing. Manage relationships with local contractors.	1.00		\$ 98,187	\$ 50,662	\$ 178,267
Program Finance Specialist-5642	Perform marketing and technical assistance for Commercial PACE element	0.05		\$ 98,187	\$ 50,662	\$ 8,913
Program Engineer - 5207	Perform customer technical assistance, baseline audits, developing and revising specifications	0.25		\$ 112,054	\$ 54,301	\$ 49,808
Program Specialist - 5640	Assist the Program Engineer, perform energy savings estimates. Work with Coordinator on data management and uploading	0.95		\$ 84,426	\$ 46,493	\$ 148,954
Marketing Specialist - 5640	Performing all marketing tasks to homeowners, multifamily building owners, contractors. Preparing materials, making presentations, tracking activity and results.	1.00		\$ 84,426	\$ 46,493	\$ 156,794
	Subtotal	3.90				\$ 672,238
	Indirect Costs					\$ 257,262
	Miscellaneous Expense & Local Travel					\$ 1,500
	TOTAL PROJECT COST					\$ 931,000

ASSOCIATION OF BAY AREA GOVERNMENTS

Representing City and County Governments of the San Francisco Bay Area



February 12, 2013

Melanie Nutter
City and County of San Francisco
Department of Environment
11 Grove Street
San Francisco, CA 94102

Re: Funds for BayREN for 2013-2014 Portfolio Cycle

Dear Ms. Nutter:

The Association of Bay Area Governments (ABAG) intends to provide the San Francisco Department of Environment with a budget not to exceed \$931,000 for services related to the San Francisco Bay Area Regional Energy Network (BayREN). This budget may be adjusted depending on program changes

This funding will be used to primarily support the following activities:

- Delivery of a regional codes and standards program
- Other activities related to the implementation of BayREN programs

ABAG will work with SF Environment to finalize the scopes of work and the terms of and conditions and execute the final contract as soon as possible.

Sincerely,

Gerald L. Lahr
Energy Program Manager

Application of PACIFIC GAS AND ELECTRIC COMPANY for Approval of 2013-2014 Energy Efficiency Programs and Budget	Application No. A1207001 (Filed July 2, 2012)
---	--

MOTION FOR CONSIDERATION OF THE
SAN FRANCISCO BAY AREA REGIONAL
ENERGY NETWORK

Appendix A

San Francisco Bay Area
Regional Energy Network (BayREN)
Program Implementation Plan

July 16, 2012

This page intentionally left blank.

I. SAN FRANCISCO BAY AREA REGIONAL ENERGY NETWORK (BayREN)

1. Program Description

To meet the aggressive goals set by the California Public Utilities Commission (Commission) as part of the Long Term Energy Efficiency Strategic Plan, the Commission has recognized the need to collaborate with local governments to achieve market transformation toward energy efficiency. In Decision 12-05-015, the Commission recognized the role of Regional Energy Networks (RENs) in achieving the following goals:

- Provide missing technical resources that will get more projects implemented
- Include more public agencies in project implementation
- Leverage existing local government partnerships to implement these resources
- Provide centralized, regional program management and administration by local governments

Additionally, it is the opinion of the BayREN that local governments can play key roles in the market penetration of energy efficiency programs through the following activities:

- Identifying market barriers that are only evident through local and grassroots program implementation
- Increasing the cost-effectiveness of market transformation programs (such as Energy Upgrade California™) in the long term by identifying and testing pilots that address market barriers
- Partnering with IOUs for program implementation, especially on outreach and education activities

The proposed BayREN Subprograms are designed to address key cost, process, workforce, and other market barriers that adversely affected the market penetration of the Energy Upgrade California Programs in 2010–2012. These activities include:

- Enhance the Investor Owned Utility (IOU) Whole House Upgrade Program (WHUP) for single-family properties through marketing efforts, incentives, alternative upgrade packages, increased homeowner decision making support, and options for greater saturation across socio-economic consumer bases
- Enhance IOU-offered single-measure rebates programs and WHUP for multi-family properties through targeted outreach and technical support to multi-family property owners, offering new incentives to support deeper multi-measure upgrades, and provide technical assistance to address the split-incentive divide that currently exists between property owners and renters
- Leverage local governments' unique position to influence adoption and enforcement of local codes and standards to ensure upgrades comply with existing energy efficiency codes, as well as providing "reach codes" to increase energy savings

San Francisco Bay Area Regional Energy Network

- Standardize training and enhance enforcement skills for intra- and inter-government agency personnel
- Provide implementation of statewide and local financing programs to ensure that upgrades are financially accessible to more homeowners. The BayREN Financing Subprogram will not only provide a variety of financing mechanisms but will reach across various consumer bases and allow for inter-option leveraging to promote competitive consumer options.

The members in the BayREN are well positioned to deliver on these subprograms. Through the management of American Recovery and Reinvestment Act (ARRA) programs, including Energy Efficiency Block Grant (EECBG) and State Energy Program (SEP) grants through the California Energy Commission (CEC) and Department of Energy (DOE), the BayREN members have already taken the initial steps to effectively develop and deliver energy efficiency programs to support the Commission’s long-term strategic goals through a San Francisco Bay Area REN. These steps include:

- Developed and refined the governance structure to manage a regional energy program
- Gained experience managing a variety of energy efficiency incentive programs and pilots
- Established models for successful programs, including program delivery, participant recruitment, contractor development, training, and mentoring, and customer marketing and leads generation program elements
- Developed robust partnerships with IOUs, state agencies, and key local and regional stakeholders such as workforce and real estate organizations
- Developed solid relationships with local building professionals and trade associations
- Identified market barriers associated with whole-house energy efficiency upgrades

The BayREN will build upon this initial effort to effectively deliver all subprogram elements in the 2013–2014 period.

2. Total Program Budget: \$ 41,597,750

3. Total Program Savings:

BayREN Intro Table 1: Total Projected Program Budget and Savings by Subprogram

Subprogram	Total (\$)	Kwh	KW	Therms
Single-Family Energy Upgrade	\$18,000,000	4,048,898	5,968	932,179
Multi-Family	\$9,725,000	3,900,677	2,759	183,160
Codes and Standards	\$3,349,000	7,630,000	950	190,000
Financing	\$10,523,750	0	0	0
Total	\$41,597,750	15,579,575	9,677	1,305,339

BayREN Intro Table 2: Total Projected Program Savings by IOU

Subprogram	BayREN Kwh	BayREN KW	BayREN Therms
Single-Family Energy Upgrade	4,048,898	5,968	932,179
Multi-Family	3,900,677	2,759	183,160
Codes and Standards	7,630,000	950	190,000
Financing	0	0	0

4. Short description of each subprogram

a) Single-Family Subprogram

The BayREN Single-Family Subprogram will increase the number of customers performing energy efficiency upgrades and will attract moderate income customers. The subprogram will boost the number of multi-measure upgrades by lowering costs and overcoming technological and education barriers for participants, as well as by reducing costs for participating contractors through streamlined program design and implementation. Key subprogram elements include the addition of an alternative upgrade package incentive, enhanced marketing efforts, development of targeted audit incentives, streamlined enrollment and reporting systems, integration of improvements related to the water-energy nexus, and the implementation of Home Upgrade Advisors to support homeowners through the Energy Upgrade process.

b) Comprehensive Multi-Family Subprogram

The BayREN Comprehensive Multi-Family Subprogram will conduct targeted outreach to multi-family property owners to promote participation. First, property owners will enroll in a technical assistance program designed to lower barriers to multi-measure upgrades by providing technical and financing assistance. The technical assistance will cover a multiple-benefit approach, including opportunities for water efficiency and indoor air quality improvements during upgrades. Projects with larger scopes of work will be referred to the utility whole-building program rebates. The Bundled Measures Incentive Program will serve as a complement to a whole-building utility rebate program and will reduce cost barriers for multi-family property owners who wish to conduct energy efficiency upgrades. The program will also conduct workforce development for specific multi-family building trades, such as Heating, Ventilation, and Air Conditioning (HVAC).

c) Codes and Standards Subprogram

The BayREN Codes and Standards Subprogram consists of three components: enforcement of existing codes, training, and sharing best practices for reach codes. The enforcement effort will focus on establishing a baseline for current code compliance within each county in the Bay Area, creating metrics for ongoing measurement and identifying mechanisms for improving the current levels of compliance. Simultaneously, the program will enhance the enforcement of existing codes through training for local government personnel and building professionals. The menu of training opportunities will be targeted to specific functional areas and will be made more accessible to building departments than prior utility offerings. BayREN intends to work closely with key industry associations, such as the California Building Officials (CalBO), in delivering these trainings and creating forums for local government staff to share and align their enforcement activities. BayREN will also establish a regional forum for leveraging and disseminating the work of leading Bay Area jurisdictions in adopting innovative new policies, such as energy labeling and disclosure and other reach codes.

d) Financing Subprogram

The BayREN Energy Efficiency Financing Portfolio (the Financing Portfolio) will provide a variety of financing options to diverse consumers (residential and non-residential) across the 9-County BayREN region (see detail below). In addition, the Financing Portfolio has been structured to facilitate leveraging of financing options, which will increase competitiveness in the lending market and extend more compelling finance mechanisms to consumers. Further, the Financing Portfolio will streamline loan application and enrollment processes, offers customers and contractors continuity, consistency, and support to a wider, deeper reach for energy efficiency upgrades, and will itself be leveraged with other BayREN subprograms and subprogram elements (such as Workforce Education and Training, deployment of Home Upgrade Advisors, and other customer incentives). Another fundamental objective governing the development of the Financing Portfolio is utilizing and leveraging these mechanisms as financing options for underserved communities and attaining greater socio-economic equity in the implementation of energy efficiency programs.

II. SUBPROGRAM BAYRENO1

1. Subprogram Name: BayREN Single-Family Energy Upgrade Subprogram
2. Subprogram ID number: BayREN01
3. Type of Subprogram: Regional Energy Network
4. Market sector or segment that this subprogram is designed to serve:

- a) Residential
Including low-income? Yes No
Including moderate-income? Yes No
Including or specifically multi-family buildings? Yes No
Including or specifically rental units? Yes No

- b) Commercial (List applicable NAIC codes: _____)
- c) Industrial (List applicable NAIC codes: _____)
- d) Agricultural (List applicable NAIC codes: _____)

5. Is this subprogram primarily a:

- a) Non-resource program Yes No
- b) Resource acquisition program Yes No
- c) Market transformation program Yes No

6. Indicate the primary intervention strategies:

- a) Upstream Yes No
- b) Midstream Yes No
- c) Downstream Yes No
- d) Direct Install Yes No
- e) Non Resource Yes No.

7. Projected Subprogram Total Resource Cost (TRC) and Program Administrator Cost (PAC)

TRC .72

PAC 1.63

8. Projected Subprogram Budget

BayREN01 Table 1: Projected Subprogram Budget, by Calendar Year

BayREN 01 Single-Family	Program Year		
	2013	2014	Total
Admin (\$) ¹	\$388,164	\$582,246	\$970,410
General Overhead (\$)	\$0	\$0	\$0
Incentives (\$) ²	\$1,427,400	\$6,868,500	\$8,295,900
Direct Install Non-Incentives (\$) ³	\$1,344,079	\$2,474,385	\$3,818,464
Marketing & Outreach (\$) ⁴	\$2,207,613	\$2,207,613	\$4,415,226
Education & Training ⁵	\$250,000	\$250,000	\$500,000
Total Budget	\$5,617,256	\$12,382,744	\$18,000,000

9. Subprogram Description, Objectives, and Theory

a) Subprogram Description and Theory

The goal of this subprogram is to address key market barriers and increase the number of customers who undertake multi-measure energy upgrades in the Bay Area. The subprogram addresses the following market barriers:

o **Lack of Consumer Awareness**

Despite success from marketing and outreach activities conducted by BayREN members under the SEP program, the majority of potential customers remain unaware of the benefits of whole-house energy upgrades. Additionally, customers often have false expectations about the cost and process of an upgrade, which puts Participating Contractors at a disadvantage. Such confusion often results in contractors taking much longer to qualify leads, thereby reducing job profitability.

This subprogram will provide a regional awareness campaign, outreach to industry stakeholders, and local marketing and outreach efforts to reinforce the Energy Upgrade California brand and increase customer participation.

¹ Admin is defined as contract development, internal partner coordination, administration, reporting, and other non-program activities.

² Includes direct incentives only. Incentive program administration activities included in “Direct Install Non-Incentives.”

³ Defined as all incentive processing, program design, set up, and evaluation activities not included directly under “Marketing and Outreach” or “Education and Training.”

⁴ Includes all expenses and program labor associated with marketing and outreach activities.

⁵ Includes all expenses and program labor associated with education and training activities.

Subprogram BayREN01 — Single Family Subprogram

In addition, the alternative upgrade approach (Flex Package) addresses customer confusion by providing a much simpler program design that meets homeowner expectations and is easier for contractors to explain. This dramatically reduces lead qualification times. Because Flex Package offers a very clear choice to homeowners, they can see how any particular measure will affect their incentive and energy savings.

○ **High Up-Front Costs**

The high cost of the initial comprehensive audit can put off potential consumers from a whole-house upgrade before they have a chance to assess the total cost and benefits of energy efficiency improvements. The audit approach is inconsistent with standard customer decision making processes, and may have a chilling effect on the market.

This subprogram will address this barrier by providing a number of pre-upgrade audit incentives that will reduce the costs of the pre-upgrade audit. During the ARRA SEP period, local governments tested a variety of audit incentive programs and were able to dramatically increase the number of audits and conversion rates on upgrades undertaken.

In addition, Flex Package will provide an alternative upgrade package with predetermined savings for each measure, removing the need for a pre-audit in most cases. This will enable customers to immediately discuss work options and bids with contractors, and even to switch contractors with no cost repercussions.

○ **Customer Mistrust of Contractors**

A limiting factor to the success of Energy Upgrade California in 2011–2012 was the lack of a trusted third party to educate consumers about energy efficiency options, help them choose an appropriate contractor, and provide conflict mediation and resolution should the need arise. In addition, contractors displayed varying levels of ability to support customers during the decision making process, which often resulted in long lead qualification times and lost leads.

This subprogram will provide a “Home Upgrade Advisor” to act on the homeowner’s behalf. The Home Upgrade Advisor service will feature a dedicated advisor for individuals, contractor representation and mediation, and other support as necessary to help homeowners feel supported during the upgrade process. This approach has been demonstrated to increase participation in energy efficiency upgrade programs to 50% of all leads.

○ **Contractor Participation**

The design of the Advanced Package offered through the PG&E WHUP has required most Participating Contractors to fundamentally alter their business models to the utility program, which has had the effect of limiting the number of Participating Contractors, increasing costs of projects, and creating technical and customer service challenges with project delivery.

Subprogram BayREN01 — Single Family Subprogram

Flex Package is designed to be easily incorporated into existing contractor business models, while encouraging contractors to pursue additional energy efficiency measures. For example, Flex Package can be easily incorporated into HVAC switchout or window replacement projects. Administrative requirements are designed to fit into the contractor standard process, and contractor qualifications for the program mean that contractors do not necessarily need to invest in equipment and additional certification.

o **Low Conversion Rates**

The design of the PG&E WHUP program favors contractors who have strong customer sales skills and business practices to attract and convert leads, and help homeowners navigate the energy upgrade process. Many contractors, however, focus on the technical delivery of projects and do not have the inclination to change their business practices to fit the whole-house upgrade model.

This subprogram will address this barrier by providing the Home Upgrade Advisor services (described above), which will allow contractors to focus more on delivering projects and less on qualifying leads.

Responding to Commission direction, BayREN will also provide training and mentoring opportunities to Participating Contractors to address key skills gaps, including sales, customer relations, messaging, financing options, energy efficiency benefits and co-benefits, business practices, and job sequencing.

o **High Cost of Energy Upgrades**

In the period of 6/2011–6/2012, the average out of pocket cost of a whole-house upgrade in the Bay Area was approximately \$10,000, and one third of all upgrades were priced above \$15,000. With this large initial investment and few long-term financing products available, whole-house upgrades are out of reach for many customers.

In D 12-05-015, the Commission determined that a key role for local governments was to “address hard-to-reach customer segments such as low- to moderate-income residential households and small- to medium-sized businesses.” With a lower cost investment, the Flex Package program encourages moderate-income homeowners to undertake energy upgrades. As demonstrated in the Los Angeles County Flex Path pilot, the average out of pocket cost was approximately \$3,000, a third of the cost of an Advanced Upgrade. Market research conducted during the SEP period identified \$3,000 as the highest out-of-pocket costs that would be amenable to a majority of Bay Area homeowners.⁶

⁶ In the Bay Area, 50% of homeowners were willing to spend \$3,000, 29% would spend \$5,000, and the percentage drops off to just 17% willing to spend \$7,000. From *Energy Upgrade California Market Research Report*, 2011. Association of Bay Area Governments.

Subprogram BayREN01 — Single Family Subprogram

o **No Alternative to Advanced Package Upgrades**

The Basic Package offered through the PG&E WHUP was originally intended to be a low-cost, accessible, and simple on-ramp to performing residential upgrades. Initial estimates were that Basic Package jobs would compose more than half of all upgrades. Due to the eventual design of the Basic Package, it became unfeasible to implement and ultimately unprofitable to contractors, resulting in minimal uptake at best. This can be demonstrated through the PG&E 2013–2014 decision, which set a Program Performance Metric (PPM) of 220 Basic Package jobs territory-wide, versus 6,700 Advanced Package jobs. While PG&E will revisit the Basic Path in 2013–2014, the PPM indicates that they do not expect a viable Basic Package to be launched before 2014.

The BayREN Flex Package program offers the viable alternative to the Advanced Package that the Basic Package was meant to fulfill. The successful pilot in LA County has had 600 applications in just six months, with essentially no homeowner outreach. Additionally, the Flex Package design has already been developed for the Bay Area and will be launched in two pilots in August 2012. The Flex Package therefore stands as a successful model ready to be expanded and take the place of the Basic Package for at least 2013–2014, driving energy savings in a program that is simple for both homeowners and contractors.

b) **Subprogram Energy and Demand Objectives**

BayREN01 Table 2: Projected Subprogram Net Energy and Demand Impacts, by Calendar Year⁷

	Program Years		Total
	2013	2014	
Single-Family Advanced Support			
GWh	0.88	3.17	4.05
Peak MW	1.34	4.63	5.97
Therms (millions)	0.22	0.72	0.93

⁷ Net energy savings calculations were based upon the weighted to date energy savings generated through the BayREN Single-Family E-3 calculator.

Subprogram BayREN01 — Single Family Subprogram

c) Program Non-Energy Objectives

i. SMART non-energy objectives of the subprogram

- During the period 2013–2014, the number of contractors registered as Energy Upgrade Participating Contractors participating in the 9-County Bay Area will increase by 10%. Metric type 2b.
- During the period 2013–2014, the Home Upgrade Advisor will consult with 3,000 customers and have a lead conversion rate of 35% into PG&E WHUP and Flex Package projects. Metric type 2b.
- During the period 2013–2014, 500 individuals will be trained in one of the following: sales and customer relations, small business best practices, marketing and messaging, and job sequencing. Metric type 2b.

ii. See above.

iii. Relevant baseline data

Average project costs and rebates for PG&E WHUP jobs have been provided by PG&E to ABAG, based upon completed PG&E WHUP jobs to date.

Statistics on Energy Upgrade Participating Contractors are provided by PG&E and the California Energy Commission, and the total number of Participating Contractors in a county is available at www.energyupgradeca.org.

d) Quantitative Subprogram targets (PPMs)

BayREN01 Table 3: Quantitative Subprogram Targets (PPMs)

Target	2013	2014
Number of advanced package projects incented through the PG&E Whole-House Upgrade Program	1,500	1,600
Number of audit incentives funded through BayREN	1,150	1,475
Number of participants in Home Upgrade Advisor Program	1,000	2,000
Number of trained contractors	250	250
Number of units incented through Flex Package	700	4,300
Percentage of Home Upgrade Advisor participants that complete a Flex Package project	15	25
Number of Participating Contractors who have completed one or more Flex Package projects ⁸	157	142

⁸ Calculation-Assume 20% of contractor complete 80% of jobs. 8 * 1700 estimated completed applications=1,360 jobs in first year (170/month for 8 months in first year) done by 20% of contractors. Assume 10 jobs max per month per contractor

Subprogram BayREN01 — Single Family Subprogram

e) **Cost-Effectiveness/Market Need**

Cost-effectiveness was established using the E-3 Calculator. To generate savings estimates per project per climate zone, the methods described below under “Measures Savings/Work Papers” was used.

For Flex Package savings, average project savings per climate zone were generated for two house vintages.

As this is identified as both a resource and market transformation program, TRC was expected to be lower than 1.0.

f) **Measure Savings/ Work Papers**

- i. *Indicate data source for savings estimates for subprogram measures (DEER, custom measures, etc.).*

Single-Family Flex Package: To determine the expected energy savings for a typical package with the Flex Package program, we adapted the calculation methodology recommended by the Commission reviewer during workpaper development for the 2010–2012 Whole House Retrofit Program (now the WHUP). For energy savings estimation purposes, the Whole House Retrofit Program is similar to Flex Package in that multiple measures are to be completed under each project, and thus, the interactive effects of the measures need to be taken into account. During that 2010–2012 workpaper/methodology review, the Commission reviewer, Marlin Addison, allowed the use of EnergyPro to determine the modeled energy savings, provided that the simulation model of a pre-retrofit house could be shown to generate energy usage similar to that of a corresponding home in the DEER database. Once such a model was created for a given vintage and climate zone, we could apply values from the statewide Residential Appliance Saturation Survey (RASS) database for the target population in each climate zone and vintage expected to participate.

To determine the average Flex Package project energy savings, we used the distribution of packages from the current Flex Path program running in Los Angeles County. That program has over 700 packages within the past year, and it was assumed that a Flex Package program in the BayREN program would encounter a similar distribution of projects. An EnergyPro model was created for each climate zone and vintage range (pre-1978 and 1978–1992), and calibrated against the DEER database specifications for such single family homes. We then used the RASS database to determine the average square footage and insulation levels for these homes based on the characteristics of participants in the program. Then, each of the possible Flex Package upgrade measures was calculated independently in EnergyPro.

means that 17 contractors are the 20% of total contractors. $17/.2=85$ contractors in 2013. Assume 10 months of program operation for 2014.

Subprogram BayREN01 — Single Family Subprogram

The kWh, therms, kW, and overall BTU percent savings were determined for each upgrade measure. To determine the effect of a combination of measures, the second measure would apply its percent savings to the expected remaining household annual kWh, annual therms, or average avoided kW from the first measure. If there are additional measures, each measure's savings is applied to the expected remaining savings after the previous measure's savings had been applied.

To determine the average energy savings for the program from a given climate zone and vintage combination, the average total package savings was weighted by how common the package was in the Los Angeles County Flex Path program. A weighted average was calculated for the four Bay Area climate zones, using the number of detached single-family units per climate zone to weight the savings for each zone (as provided by the 2010 U.S. Census).

Single-Family Advanced Whole House Upgrade Program: Savings estimates for projects pursuing the PG&E WHUP Advanced Package are based upon actual post-installation modeled savings for approximately 1,000 completed Advanced Package projects through the PG&E WHUP in the Bay Area from June 2011–June 2012. All projects were located in the 9-County Bay Area. KW estimates were based upon Energy Pro modeling runs of the most common installed measures in Advanced Package projects.

ii. *Indicate work paper status for subprogram measures*

BayREN01 Table 4: Work Paper Status

#	Work Paper Number/Measure Name	Approved	Pending Approval	Submitted but Awaiting Review	Not Yet Submitted
1	Flex Package Energy Savings				X

Subprogram BayREN01 — Single Family Subprogram

10. Program Implementation Details

a) Timelines

BayREN01 Table 5: Subprogram Milestones and Timeline

Milestone	Date
Project Initiation Meeting	11/1/2012
Audit Incentive Program Design Created	12/1/2012
RFP Issued for Home Upgrade Advisor, Audit Incentive, Flex Package, and Marketing Consultant, Training Organizations	12/1/2012
All Subcontractors Selected	1/15/2012
Regional Marketing Strategy Developed	2/15/2013
Flex Package Program Design Created	2/15/2013
Home Upgrade Advisor Program Design Created	3/1/2013
Audit Incentive Setup and Launch	4/1/2013
Local, Regional Marketing Launch	4/1/2013
Flex Package Program Systems Setup and Launch	4/1/2013
Home Upgrade Advisor Program Launched	4/1/2013
Contractor Trainings Initiated	5/1/2013
Final Home Upgrade Advisor New Participants	9/30/2014
All Incentives Closed to New Applications	10/31/2014
Final Training	11/15/2014
Final Projects Completed	11/30/2014
Final Incentives Issued	12/8/2014
Quarterly Progress Reports	3/31/2013 – 12/8/2014

b) Geographic Scope

BayREN01 Table 6: Geographic Regions Where the Subprogram Will Operate

Geographic Region	Single-Family Subprogram	Geographic Region	Single-Family Subprogram
CEC Climate Zone 1		CEC Climate Zone 9	
CEC Climate Zone 2	X	CEC Climate Zone 10	
CEC Climate Zone 3	X	CEC Climate Zone 11	
CEC Climate Zone 4	X	CEC Climate Zone 12	X
CEC Climate Zone 5		CEC Climate Zone 13	
CEC Climate Zone 6		CEC Climate Zone 14	
CEC Climate Zone 7		CEC Climate Zone 15	
CEC Climate Zone 8		CEC Climate Zone 16	

Subprogram BayREN01 — Single Family Subprogram

c) Program Administration

BayREN01 Table 7: Program Administration of Subprogram Components

Program Name	Subprogram Component	Implemented by BayREN staff	Implemented by contractors to be selected by competitive bid process	Implemented by contractors NOT selected by competitive bid process	Implemented by local government or other entity (X = Yes)
Flex Package Incentive Program	Program Administration	X			
	Contractor Recruitment and Engagement		X		X
	Program Design and Setup		X		
	Marketing/Outreach/ Professional Engagement		X		X
	Program Implementation: Desktop and Quality Assurance		X		
	Program Reporting	X	X		
PG&E WHUP Support Program	Program Administration	X	X		
	Home Upgrade Advisor		X		X
	Marketing/Outreach/ Professional Engagement		X		X
	Audit Incentive Program Implementation		X		
	Contractor Training Management				X
	Contractor Training: Implementation		X	X	
	Program Reporting	X	X		

Subprogram BayREN01 — Single Family Subprogram

d) Program Eligibility Requirements

i. Customers

BayREN01 Table 8: Customer Eligibility Requirements

Customer Eligibility Requirement
Single-Family Detached Housing
Property located in the 9-County Bay Area
Homes must meet pre-upgrade standards, which vary by measure (e.g., to qualify for points for the attic insulation measure, a home must have less than R-11 prior to installation)

ii. Contractors/Participants

BayREN01 Table 9: Contractor/Participant Eligibility Requirements

Contractor Eligibility Requirement
Must be a PG&E WHUP Participating Contractor for the Basic or Advanced Package, including meeting all license and certification requirements

e) Program Partners

i. Manufacturer/Retailer/Distributor partners

This subprogram will not include any upstream activities, and therefore will not include any manufacturer/retailer/distributor partners.

BayREN01 Table 10: Manufacturer/Retailer/Distributor Partners (Not Included)

Manufacturer/Retailer/Distributor Partner Information	BayREN01
Manufacturers enrolled in program	None
Manufacturers targeted for enrollment in program	None
Retailers enrolled in program	None
Retailers enrolled in program	None
Retailers targeted for enrollment in program	None
Distributors enrolled in program	None
Distributors targeted for enrollment in program	None

Subprogram BayREN01 — Single Family Subprogram

ii. Other key subprogram partners

City and County of San Francisco	Pacific Gas & Electric Company
City of Suisun City	Professional Building Trade Associations
County of Contra Costa	Professional Training Organizations
County of Marin	Real Estate Professional/Associations
County of Napa	Sonoma County Regional Climate Protection Authority
County of San Mateo	Sonoma County Energy Independence Program
County of Santa Clara	
Green Building Associations/Green Building Labeling Programs	StopWaste.Org (Alameda County Waste Management Authority)
Local Workforce Investment Boards	Water Utility Districts
Marin Clean Energy Authority	Working Partnerships USA

f) Measures and Incentive Levels

The Single-Family Subprogram will offer two incentive programs:

o Flex Package Incentive Program:

To complement the Basic and Advanced Package upgrade options currently offered through the PG&E WHUP, the BayREN will offer the Flex Package Upgrade Incentive to single-family customers within the BayREN territory. The Flex Package Program is designed to fill a gap in the current PG&E WHUP design, offering an on-ramp for homeowners and contractors to pursue multi-measure energy upgrades at an accessible cost through a simple to understand program. The Flex Package has been successfully piloted in Los Angeles County, and is outperforming the Advanced Package program (600 applications between January and June 2012), demonstrating its simplicity and accessibility.

The Flex Package Incentive allows homeowners to receive an incentive by installing two or more measures in their home. The measures are selected by the homeowner and contractor from a list of measures that have been modeled for energy savings and assigned a certain “points” value. Points values reflect the pre-modeled energy savings, as well as scope and process considerations of installing the measure. When homeowners have selected enough measures to reach a certain points value (summed amongst all selected measures), they are eligible to receive the incentive. In this way, homeowners have flexibility to choose measures that fit their energy and comfort needs.

Application for Flex Package Incentives will be handled online, where homeowners will complete a simple form, which provides homeowner consent, property and project details, and proof of eligibility. Once projects have been completed, contractors will submit post-installation documentation to prove the job was completed according to the required specifications. Desktop quality assurance will be conducted on all jobs, and

Subprogram BayREN01 — Single Family Subprogram

field verification will be conducted based upon Home Performance with Energy Star Protocols to ensure property installation, and compliance with health and safety code.

o Whole-House Audit Incentive Program

During the SEP period, BayREN members identified the initial cost of an energy audit as a key market barrier to market penetration of whole-house upgrades. To reduce this barrier, the BayREN will provide incentives to offset the cost of test-in energy audits for customers that are eligible for the PG&E WHUP within the BayREN territory. The Audit Incentive Program will provide incentives for audits that follow Building Performance Institute (BPI) and PG&E WHUP protocols, and are performed by Energy Upgrade Participating Contractors.

Once an audit is completed, homeowners or contractors will be able to submit an application for an incentive, along with required documentation. All applications will undergo desktop quality assurance to ensure the property is eligible for an incentive. Since no measures will be installed, no field verification will be conducted through this program.

BayREN01 Table 11: Summary Table of Measures, Incentive Levels, and Verification Rates

Measure Group	Market Actor Receiving Incentive or Rebate	BayREN01	
		Incentive Level	Installation Sampling Rate
Insulation and Air Sealing	Property Owner (can sign for direct payment to contractor)	\$1,500 when combined measure points equals 100 or more	Follows Home Performance with ENERGY STAR Protocols ⁹ as minimum, plus 100% witness for combustion safety when air sealing included in scope
HVAC			Follows Home Performance with ENERGY STAR Protocols as minimum
Window Replacement			
Water Efficiency and Hot Water Heating			
Lighting			
Cool Roof			
Pre-Upgrade Audit Incentives	Property Owner (can sign for direct payment to contractor)	\$300	Field verification will not be included in program.

⁹ “The minimum on-site job inspection rate is set at 5% (1 in every 20 jobs). NOTE: It is recommended that the Partner establish an adjustable on-site inspection rate for contractors based on job experience and performance. This inspection rate reduces as the contractor gains experience in the program and as on-site inspections show the contractor is performing well. Contractors may drop down a tier if performance slips. Here is the recommended set of tiers: a. Tier 1 Contractor - The first 3-5 jobs will be inspected on-site or mentored; b. Tier 2 Contractor - 20% of the next 20 jobs are inspected on-site (4 out of 20); c. Tier 3 Contractor - 5% of all jobs inspected on-site (1 in 20).” Protocols are available at http://www.energystar.gov/ia/home_improvement/downloads/HPwES_Partnership_Agreement.pdf?3b67-80af

g) Additional Services

Home Upgrade Advisor Service

To fill a significant gap in the current Energy Upgrade California model, BayREN will provide a free, objective, unbiased third-party “Home Upgrade Advisor” (HUA) service that will act as a facilitator, educator, and advocate for homeowners pursuing upgrades. HUAs will provide a high-level of dedicated support to participants before, during, and after an upgrade, using, but going well beyond, such services as the PG&E Energy Advisor service (see below). The HUA service will be developed in coordination with Participating Contractors to ensure that services provided flow seamlessly within the standard bid and contracting process and relieve existing contractor burdens.

The HUA will be able to serve as a first point of contact for leads through a call center, and will use that first point of contact to provide basic energy efficiency and other “green home” education to the interested homeowner, including enrolling the participant in the PG&E Energy Advisor online services. If the participant requests more information and goes through pre-screening, education and initial outreach may include a site visit and initial home survey, whereby the HUA will provide the homeowner with an energy efficiency kit and perform installation of basic measures (e.g., CFL, faucet aerators), walk the homeowner through the various energy efficiency and green program and financing options (in coordination with PG&E Energy Advisor), including those options offered through the BayREN program (see BAYREN04 for details). In this manner, the HUA program will integrate all utility, local government, and other Demand-Side Management program (DSM) offerings, following guidance provided by the Commission to the IOUs to integrate plug load, appliance, and other DSM programs into Energy Upgrade California.

If the homeowner proceeds with work, either through the PG&E WHUP or Flex Package programs, the HUA may act as a customer advocate to (1) interface with the contractor, financing, and incentive program administrator, (2) provide incentive application assistance, and (3) perform other functions that facilitate the process for the homeowner. A key to the entire process is that each homeowner will have a dedicated HUA, which will allow the Advisor and customer to develop a relationship of trust, thereby significantly improving the likelihood of program participation, as well as efficiency behaviors following the program.

Following the upgrade process, the Advisor will continue to act as a source of information, conflict resolution, and support for the homeowner. Importantly, the HUA will leverage the homeowner relationship to encourage and increase post-upgrade efficiency behavior on the part of the homeowner.

It is important to note the differences between the PG&E Energy Advisor and the BayREN Home Upgrade Advisor programs. PG&E’s Energy Advisor program is focused largely on surveys, especially online surveys, to provide behavioral and program recommendations to customers based upon their energy usage. There may be some phone and in-home work conducted by PG&E’s Energy Advisors, but the expectation is that this service is largely online and requires the completion of a home energy survey to initiate the service. In contrast, the BayREN Home Upgrade Advisor program is a full-service customer support

Subprogram BayREN01 — Single Family Subprogram

experience designed to provide education and options to homeowners as well as trusted third-party advocacy and guidance throughout the upgrade process should homeowners have concerns or issues with their contractor. The HUA service, by filling a key gap in PG&E's program offerings, has the potential to dramatically increase uptake of projects by interested homeowners.

BayREN will actively work with the PG&E Energy Advisor program to ensure that HUAs can use the Energy Advisor tools to support customers and as a lead-generation platform. BayREN also proposes that PG&E direct their in-home and call center efforts outside of the Bay Area region, to ensure as little duplication as possible.

Real Estate Partnerships and Green Labeling

In 2011–2012, BayREN members made significant progress toward engaging real estate professional communities agents as part of the ARRA SEP efforts. BayREN local governments are therefore uniquely positioned to lead future real estate partnership building in 2013–2014 to solidify industry support for energy efficiency and green upgrades:

- Local governments have a vested interest in the health and resource consumption (energy, water, IAQ, etc.) of their community's buildings
- Local governments have a vested interest in the valuation of their buildings and how that can be increased through green labeling
- As the main actor in marketing efforts for Energy Upgrade California, BayREN local governments have and will continue to access real estate professionals as a key outreach channel
- BayREN members developed and delivered trainings for 164 real estate professionals
- BayREN members are currently facilitating a real estate committee to discuss issues related to green labeling, market valuation, and adding green labels to the Multiple Listing Service
- Additionally, BayREN members have funded a rigorous academic study to understand the relationship between green labels and market valuation in residential properties (to be released July 19, 2012), which demonstrates a 9% price premium for homes that have received green labels in California

In their 2013–2014 Residential Portfolio, PG&E has proposed that the IOUs lead real estate outreach and engagement efforts for 2013–2014. BayREN argues that in the Bay Area, for the reasons indicated above, the BayREN is in a much better position to continue real estate industry engagement and discussion regarding market valuation, and has a stronger vested interest in having this partnership succeed. BayREN would welcome coordination with PG&E and all other relevant market actors.

Subprogram BayREN01 — Single Family Subprogram

BayREN01 Table 12: Additional Services

Additional Services that the Subprogram Will Provide	To Which Market Actors	BayREN
Home Upgrade Advisor	Single-Family Property Owners	Fully incented
Post-upgrade services for behavior change and savings maintenance (as part of Home Upgrade Advisor)	Single-Family Property Owners	Fully incented
Premium contractor list (through Home Upgrade Advisor)	Single-Family Property Owners	N/A
Real Estate Partnerships and Green Labeling	Real Estate Industry (Brokers, Realtor Associations, etc.)	N/A

h) Subprogram Specific Marketing and Outreach

As part of the SEP program, BayREN participants have previously coordinated targeted marketing and outreach efforts at both the county and regional level. Combined with local government incentives offered in addition to IOU rebates, these efforts have been successful in creating awareness and driving upgrades. For 2013–2014, BayREN will continue the successful marketing and outreach tactics piloted in 2011–2012.

The key elements which will contribute to future success include:

- Message consistency and **brand awareness** through targeted regional advertising
- Locally-managed outreach teams conducting **targeted outreach**
- Collaboration with **local contractors** to expand marketing reach
- **Local customization of the Energy Upgrade website** to create a more useful tool supporting homeowners' engagement and education
- **Outreach through relevant market actors**, especially real estate professionals and associations, residential green labeling organizations, renewable energy and other direct install programs

BayREN is ready to increase customer awareness and drive participation in the Flex Package and the PG&E WHUP. Strategic plans for the placement of advertising in coordination with outreach are still relevant to the current market, and the BayREN members have existing marketing and outreach assets in place that can be deployed quickly and effectively.

Subprogram BayREN01 — Single Family Subprogram

Local Outreach and Education

Marketing and outreach funds will be distributed by BayREN to participating counties for community outreach activities. Outreach efforts will be broad and will include, but not be limited to:

- In-home open houses
- Homeowner workshops (coordinated with PG&E workshops as appropriate)
- Contractor outreach and support
- Community events participation and presentations to local organizations
- Leveraging local Better Building Program (BBP) pilots, including:
 - Energize for the Prize: a school and nonprofit pilot in Alameda County promoting upgrades through local community based organizations.
 - Green Labeling: a time-of-sale pilot promoting green and energy efficient upgrades

Online Advertising and Search Engine Marketing

In the first phase of Energy Upgrade California, BayREN members committed funds to promote the program through online media outlets and channels. This successful tactic will be expanded and will include:

- Online display ads
- Pandora ads
- Google Adwords
- Search engine marketing

Audiences and messages are highly targeted and can be adjusted on an ongoing basis. It is anticipated that online ads could be launched within two weeks of receiving funds and show immediate results.

Broadcast (Radio and Television)

In 2011–2012, BayREN members developed relationships with local and regional television and radio channels enabling them to increase both earned and paid media time, both of which are critical to building demand. BayREN proposes to continue a regional approach to reaching consumers through these channels.

Effective 30-second television ads, case study vignettes, PSAs and radio ads are in place and will be reused. Previously, the local TV stations were exceptionally innovative and able to offer a great deal of additional exposure. We anticipate being able to launch a broadcast campaign within several weeks of receiving funds.

Subprogram BayREN01 — Single Family Subprogram

Website Content Customization

The Energy Upgrade website is a critical tool for transitioning consumers from being merely interested in energy upgrades to actually contacting a contractor. Local governments must be able to make the information on their county pages dynamic, up-to-date, and relevant, or funds spent on driving consumers to the website will be wasted. Each county will be allocated a set amount of funds to update their section of the site as necessary.

BayREN01 Figure 1: BayREN Marketing Activities

Task	Description	Objective
Locally implemented homeowner outreach	Range of outreach activities including in-home workshops, community events, contractor/ homeowner events, real estate industry partnerships and outreach. Public relations efforts to secure earned media placement.	Connect directly with homeowners to inspire them to conduct an upgrade; provide close-to-home outreach through trusted agents, leveraging existing local government and community networks.
Online advertising and Search Engine Marketing (SEM)	Targeted online advertising connected to key words related to the program.	Increase awareness, website visits, and connection to specific search activities, i.e., HVAC replacement.
Broadcast advertising	Targeted local advertising using existing ads and successful media outlets.	Increased brand awareness, drive demand and website visits.
Website customization	Provide funding for local governments to update and customize local county pages with new promotional and event information.	Provide local, custom flavor to website; provide forum for local programs and ideas to be promoted.

i) Subprogram Specific Training

The success of the whole-building upgrade industry and Energy Upgrade incentive programs depends upon Participating Contractors' ability to navigate and excel within an evolving marketplace and deliver high quality upgrades.

In the SEP period, BayREN members coordinated with training organizations such as the California Building Performance Contractors Association, Build It Green, EnergySoft, and others to develop and deliver in-class trainings and field mentoring that addressed gaps in contractors' skills and practices, as well as delivered green building certifications, and BPI-BA certification. As a result of these efforts, 780 professionals were trained during 2011 and 2012.

In 2012, BayREN members identified the need to build upon prior training efforts to increase contractor training and mentoring in building modeling and non-technical skills to

Subprogram BayREN01 — Single Family Subprogram

efficiently deliver high-quality upgrades.¹⁰ Additionally in 2011, the University of California, Berkeley, conducted a statewide workforce needs assessment for the energy efficiency sector that identified significant issues with the quality of installations in residential energy efficiency projects, especially related to HVAC equipment installations. Proper training, code enforcement (addressed through BayREN03), and proper incentive program design, were identified as keys to addressing installation quality.¹¹

In 2013–2014, BayREN will expand the training and mentoring efforts started during the SEP period to address the gaps identified above. BayREN will collaborate with workforce and training organizations to identify needs and will use existing or new trainings to fill critical skills gaps. Trainings will be delivered in concert with the PG&E trainings, and announced through BayREN and IOU contactor outreach channels. Using this approach, BayREN will be able to train a minimum of 500 building professionals in the 2013–2014 period in the following areas:

- Quality Installations
- Sales and Marketing
- Client Management Before, During and After a Project
- Business Management and Administration
- Energy Pro Modeling
- BPI Field Mentoring—job sequencing, proper equipment use

j) Subprogram Software and/or Additional Tools

i. Software Tools Required

For the Flex Package Incentive Program, savings for installed measures are deemed. Therefore, contractors participating in the Flex Package Program will not be required to conduct energy modeling for individual properties, and no energy modeling software will be required.

The Audit Incentive Program will continue to require CEC-approved energy modeling software in order to conduct energy audits. As possible and appropriate, BayREN will consider promoting new technologies available to Participating Contractors to facilitate their energy modeling activities.

¹⁰ *Recommendations for Energy Upgrade California in the Bay Area*. ABAG, 2012.

¹¹ Zabin, C. et. al. *California Workforce Education & Training Needs Assessment For Energy Efficiency, Distributed Generation, and Demand Response*. Donald Vial Center on Employment in the Green Economy, Institute for Research on Labor and Employment, University of California, Berkeley. 2011.

Subprogram BayREN01 — Single Family Subprogram

ii. *Audit Requirements*

Flex Package Program:¹²

Pre-implementation audit required ___ Yes X No

Post-implementation audit required ___ Yes X No

Audit Incentive Program

Pre-implementation audit required X Yes ___ No

Post-implementation audit required ___ Yes ___ No X N/A

iii. *Audit Incentives*

BayREN01 Table 13: Pre-Implementation Audits

Levels at Which Program Related Audits Are Rebated or Funded	Who Receives the Rebate/Funding (Customer or Contractor)
\$300	Customer or Contractor (Customer may sign incentive over to contractor)

¹² While not generally required, a test-in and test-out will be required if the scope of work for a particular project includes envelope air sealing or duct sealing and insulation. If envelope air sealing is performed, a combustion safety test and blower door test will be required. If duct insulation and sealing is performed, a duct blaster test will be required.

Subprogram BayREN01 — Single Family Subprogram

k) Subprogram Quality Assurance Provisions

BayREN01 Table 14: Quality Assurance Provisions

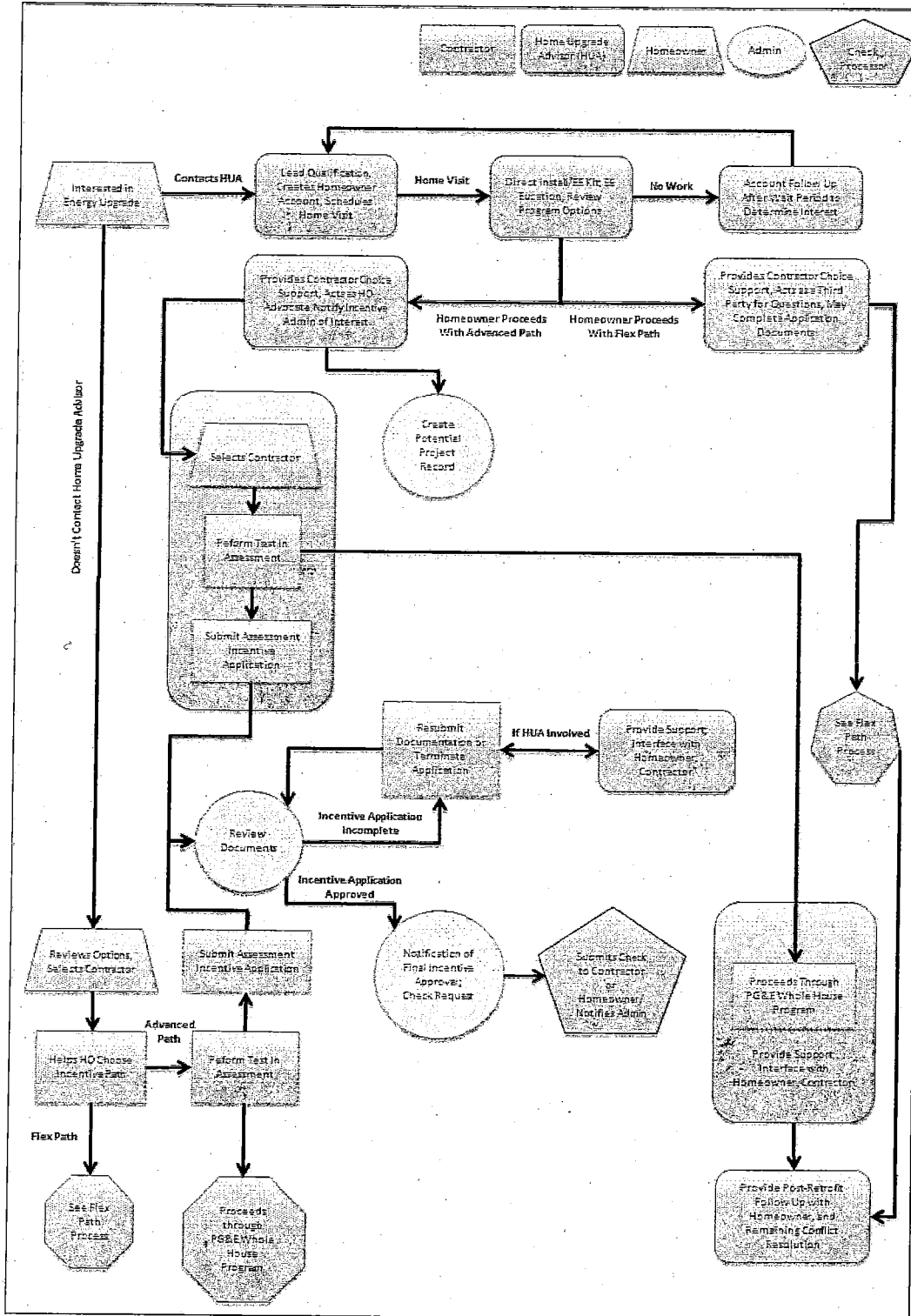
Program Element	QA Requirements	QA Sampling Rate (Indicate Pre/Post Sample)	QA Personnel Certification Requirements
Flex Package Incentive Program	Property must meet eligibility requirements for measures installed	100% pre/post	BPI-BA
	Contractor holds valid license and meets eligibility requirements (Energy Upgrade Participating Contractor)	100% pre/post	None
	Project meets requirements of program	100% pre/post	BPI-BA
	Field Verification of Measures Installed	Post: Home Performance w/ENERGY STAR Protocols (3 of first 5, 5% after initial jobs assuming initial three projects pass field inspection)	BPI-BA
	Field Verification of Combustion Safety Test for Air Sealing	Post: 100% of all projects	BPI-BA
Audit Incentive Program	Property must meet eligibility requirements	100% pre	None
	Contractor holds valid license and meets eligibility requirements (Energy Upgrade Participating Contractor or participant in other qualified program)	100% pre	None

l) Subprogram Delivery Method and Measure Installation/Marketing or Training

Home Upgrade Advisors will be qualified and trained to provide high-quality services and advice to homeowners by the implementing organization. Training and qualifications will be determined based upon final program design.

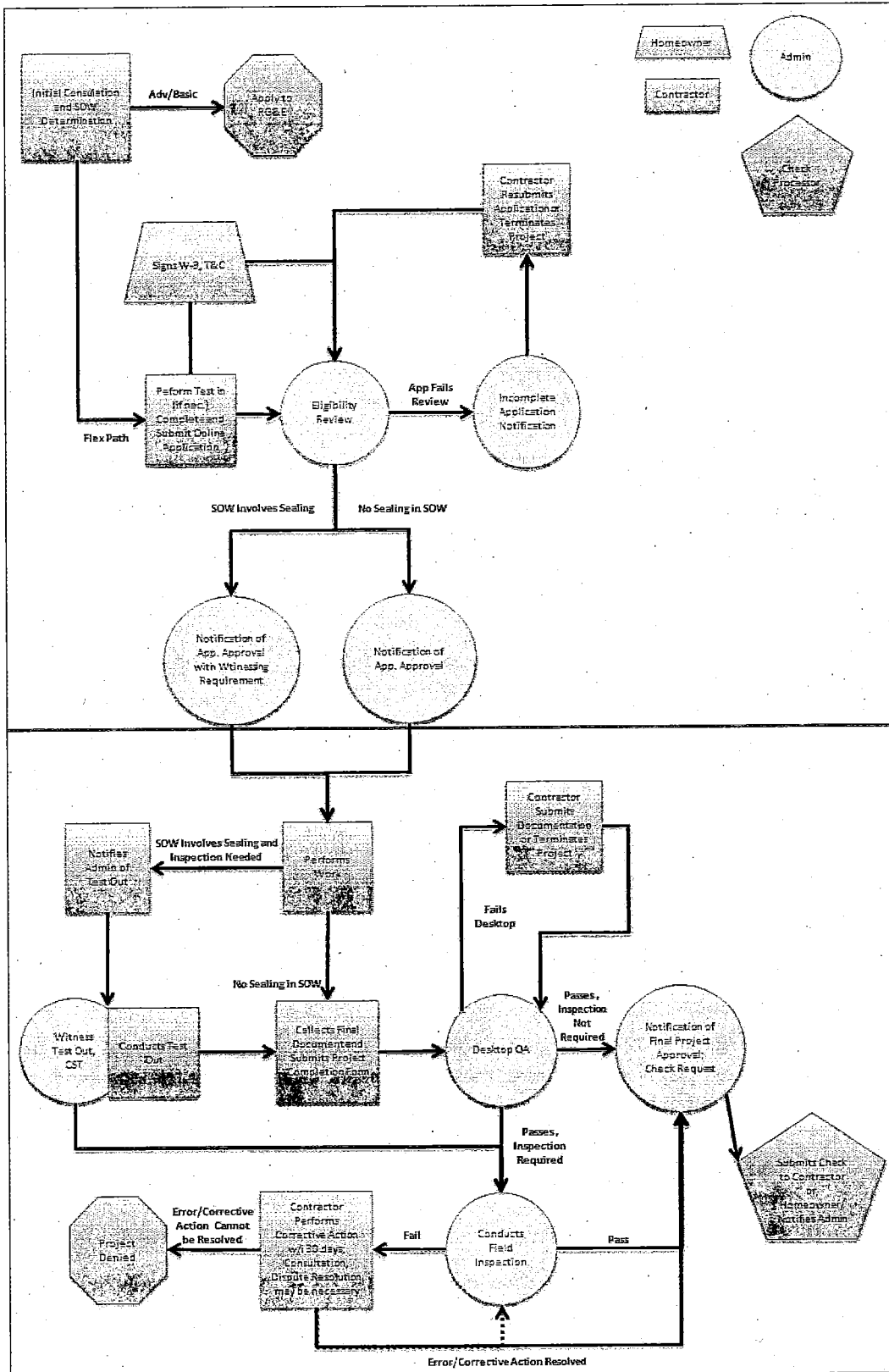
m) Subprogram Process Flow Chart

BayREN01 Figure 2: PG&E WHUP Support Program Process Flow Chart



Subprogram BayREN01 — Single Family Subprogram

BayREN01 Figure 3: Flex Package Incentive Program Process Flow Chart



Subprogram BayREN01 — Single Family Subprogram

n) **Cross-Cutting Subprogram and Non-IOU Partner Coordination**

BayREN01 Table 15: Cross-Cutting Subprogram and Non-IOU Partner Coordination

BayREN Single-Family Subprogram		
Other REN Subprograms	Coordination Mechanism	Expected Frequency
Financing	Project referrals	As requested by contractor/homeowner or determined by Home Upgrade Advisor
Codes and Standards	Meetings, other regular communication	As needed to ensure consistency of message and increase efficiency of local government outreach
IOU Programs	Coordination Mechanism	Expected Frequency
PG&E Whole-House Energy Upgrade Program (Energy Upgrade California)	Meetings, communication, participating contractor and QA updates	Monthly
Coordination Partners Outside the Commission	Coordination Mechanism	Expected Frequency
Low-Income Weatherization Programs	Project referrals	As requested by contractor/homeowner or determined by Home Upgrade Advisor
Non-BayREN Financing Programs	Project referrals, meetings, other regular communication	Quarterly or as needed
Local Workforce Investment Boards	Meetings, other regular communication	Quarterly or as needed
Building Trade Associations	Meetings, other regular communication	As needed as part of marketing efforts
Real Estate Associations	Association meetings, trainings	As needed as part of marketing efforts
Green Building Labeling Organizations	Meetings, other regular communication	As needed as part of marketing efforts
Local Retailers, Suppliers	Meetings, other regular communication	As needed as part of marketing efforts
Community Based Organizations, Religious Institutions, Educational Institutions	Meetings, other regular communication	As needed as part of marketing efforts

o) **Logic Model**

Logic Model provided in Attachment 1.

The BayREN Single-Family Upgrade Subprogram builds largely upon experience of local governments conducting activities and pilots in support of Energy Upgrade California from 2009–2012. In this time, local governments supported the PG&E WHUP through marketing, contractor training, customer support, incentives, professional outreach, and a host of other activities. Through these activities, the BayREN members identified strategies for addressing market barriers in the next iteration of Energy Upgrade California. The market barriers are described above. These strategies were identified in the *Recommendations for Energy Upgrade California in the Bay Area*, and included many of the strategies described in this subprogram and the other BayREN subprograms.

As described above, the desired outcome of the BayREN Single-Family Subprogram is to address these significant market barriers by:

Subprogram BayREN01 — Single Family Subprogram

- Lowering cost, education, and process barriers to boost participation in the PG&E WHUP by providing audit incentives, conducting broad awareness and targeted customer outreach, and providing an independent third party to advocate for the customer.
- Providing a viable alternative to the Advanced Package incentive that is inexpensive, simple to understand, and easy to sell, to act as an on-ramp to whole house upgrades for both customers and contractors.
- Through training and mentoring activities, equipping contractors with the skills to successfully penetrate the market and navigate the complicated energy efficiency program landscape while providing quality services to clients.

Subprogram BayREN01 — Single Family Subprogram

11. Additional Subprogram Information

a) Advancing Strategic Plan Goals and Objectives

BayREN01 Figure 4: Strategic Plan Alignment

BayREN Single-Family Subprogram Alignment with CA Long-Term Energy Efficiency Strategic Plan		
Residential		
Strategy Number	Strategy	BayREN SF Subprogram Strategy
1-5	Encourage local, regional, and statewide leadership groups to support pilots and foster communication among pioneering homeowners and builders	BayREN will conduct contractor, other building professional, real estate, and other trade outreach to spread brand awareness and facilitate dialogues among industry partners to support the program.
2-2	Promote effective decision making to create widespread demand for energy efficiency measures	BayREN will conduct broad outreach and awareness campaigns to customers and provide support around decision making through Home Upgrade Advisor, including potential for home energy ratings and green labels.
3-2	In coordination with Strategy 2-2 above, develop public awareness of and demand for highly efficient products	See strategy 2-2 above.
DSM Coordination and Integration		
Strategy Number	Strategy	BayREN SF Subprogram Strategy
1-1	Carry out integrated marketing of DSM opportunities across all customer classes	BayREN marketing efforts will be coordinated with IOU Whole House Program, Local Government Partnerships, Weatherization Programs, etc. Home Upgrade Advisor to conduct free mini-audits and support customer through DSM program offerings. Audit incentive support will increase opportunities for homeowners to undergo no-commitment BPI audits as a basis to learn about energy saving opportunities.
Marketing, Education and Outreach		
Strategy Number	Strategy	BayREN SF Subprogram Strategy
1-3	Use social marketing techniques to build awareness and change consumer attitudes and perceptions	BayREN marketing campaign will include use of community based organizations, schools, religious institutions and other organizations as drivers of energy efficient behaviors. Campaign will also use online social networking platforms.
1-5	Conduct public communications campaigns, alongside longer-term supporting school education initiatives to deliver the efficiency message	BayREN will coordinate with BBP Pilots that activate schools as “Energy Ambassadors” to spread energy efficiency message to students and parents.
Local Government Goals		
Strategy Number	Strategy	BayREN SF Subprogram Strategy
4-4	Develop local projects that integrate energy efficiency, DSM, and water/wastewater end uses	Home Upgrade Advisor service will promote cross-resource DSM offerings and promote green labels (e.g., Green Point Rated Existing Home), as well as perform direct installations of water conservation measures. BayREN marketing will be coordinated with cross-resource BBP pilots such as the Pay-As-You-Save® on-water bill pilot in Sonoma County.
5-2	Develop model approaches to assist local governments participating in regional coordinated efforts for energy efficiency, DSM, renewables, green buildings, and zoning	BayREN members will engage local governments at multiple levels to support outreach campaigns and ensure local government is aware of BayREN and other DSM program offerings. Will be coordinated with Codes & Standards program (BayREN03).

Subprogram BayREN01 — Single Family Subprogram

b) Integration

i. Integrated/Coordinated Demand Side Management

Through efforts conducted during the SEP period, BayREN members strengthened existing and developed new relationships with water efficiency and green building programs to help cross-promote services and increase customer awareness of all efficiency options. These efforts will be expanded in the 2013–2014 period, as BayREN will continue to identify opportunities to promote indoor and outdoor water efficiency, green product rebates, and other programs to consumers. BayREN will also promote green building upgrades, which focus on additional concerns such as indoor air quality and resource conservation, as a viable long-term strategy for increasing property value and occupant health and quality of life.

BayREN will promote cross-program services through two efforts. First, the Home Upgrade Advisor services offered through BayREN will provide an integrated, one-stop service for customers to learn about all IOU, local government, water utility, and other DSM offerings. Advisors will be well positioned to engage with customers when they are most receptive to hearing about how to improve their home, and will provide them with options for any upgrades they are interested in pursuing. In addition, a significant part of homeowner marketing will be cross promotion efforts by various DSM programs to ensure that, whether through media, collateral, or targeted outreach, homeowners are made aware of all program options and provided with opportunities to participate in all relevant DSM programs.

BayREN01 Table 16: Non-Energy Efficiency Subprogram Information

Single-Family Upgrade Subprogram		
Non-Energy Efficiency Subprogram	Budget	Rationale and General Approach for Integrating Across Resource Types
Water Utility Indoor Water Efficiency Incentive Programs	Vary	Cross promotion, integration into Home Upgrade Advisor services
Local Government Outdoor Water Efficiency Programs (e.g. Lawn conversion rebates, Bay-Friendly Landscaping and Gardening)	Vary	Cross promotion, integration into Home Upgrade Advisor services
EPA WaterSense	Unavailable	Promotion of brand, installation of products (e.g., aerators) by Home Upgrade Advisor
Green Point Rated Existing Home	Unavailable	Cross promotion of label, incentives offered through BBP pilots

ii. *Integration across resource types*

See above for a description of cross-marketing efforts to be conducted by BayREN. In addition to marketing activities, contractor training opportunities will integrate cross-resource consideration and promote awareness among building professionals of water conservation, air quality, and other considerations, as well as customer offerings.

The Flex Package Incentive Program will include measures associated with non-energy savings, especially those related to indoor water conservation. Points will be awarded to measures including such water efficiency measures as low-flow showerheads, faucet aerators, high efficiency toilets, etc. In addition, Home Upgrade Advisors will perform free installations of faucet aerators and other simple water efficiency devices when conducting home visits and supporting the customer in their energy efficiency choices.

c) **Leveraging of Resources**

In D 12-05-015, the Commission determined that a key role for local governments was to “leverage additional state and federal resources so that energy efficiency programs are offered at lower costs to ratepayers.” To that end, the BayREN Single-Family Upgrade Subprogram program leverages the following programs:

- Local government ARRA-funded programs (BBP Pilots)
- CPUC/CEC Energy Upgrade California Brand
- PG&E WHUP
- PG&E Local Government Partnerships and Energy Watches
- Water utility incentives and programs
- Other local government energy and sustainability efforts and campaigns
- Other local government agencies and bureaus, such as building, permitting, and inspection departments

d) **Trials/Pilots**

Flex Package pilots are currently complete or being launched throughout the State using ARRA funds provided by DOE, and these pilots have demonstrated significant success. The County of Los Angeles recently completed a 500-project pilot, and has reached the 500-application goal in 5 months (and is currently above 700 applications). In the San Francisco Bay Area, StopWaste.Org is preparing for the launch of a 250-project Flex Package pilot in Alameda County in August 2012, and the Sonoma County Regional Climate Protection Authority is planning a small pilot to be launched in Fall 2012.

For the PY 2013–2014, it is expected that the Flex Package Incentive Program will take advantage of the lessons learned from these pilots. For this reason, it is expected that the

Subprogram BayREN01 — Single Family Subprogram

2013 version of Flex Package will be ready for full implementation and will not need a pilot phase.

In addition, the efforts conducted through BayREN will be coordinated with 2013 pilot efforts conducted by BayREN members under BBP. These include the Pay-As-You-Save® (PAYS®) On-Water-Bill Pilot conducted in Sonoma County (www.windsorefficiencypays.com), and the community-based social marketing program Energize for the Prize in Alameda County (www.energizeforthepize.org). Results from these pilots will inform marketing and other offerings to be conducted in 2014 and beyond.

e) **Knowledge Transfer**

BayREN staff and partners will regularly track challenges, lessons learned, and necessary adjustments for all technical, administrative, and marketing aspects of program implementation. These challenges will be transmitted to local government partners operating similar programs (e.g., County of Los Angeles) through regular meetings of local government forums (such as LGSEC, Local Government Commission, Urban Sustainability Directors Network, etc.), regional NGO and institutional partners (e.g., Joint Venture Silicon Valley, etc.), and through program updates provided to Commission and program partners.

12. **Market Transformation Information:**

a) **Market Transformation Objectives**

The market transformation objectives of the BayREN Single-Family Upgrade Subprogram are the following:

- Increase general knowledge and awareness among homeowners of energy efficiency and green upgrade practices and benefits, and encourage a long-term transition toward energy efficient behaviors and purchases.
- Raise awareness of energy efficiency and green upgrades among relevant professional industries, including real estate, building trades, manufacturing/supply, and other industries.
- Streamline coordination of DSM programs across IOUs, local governments, and other organizations.
- Develop a skilled and motivated professional building workforce that incorporates energy efficient and green upgrade best practices into standard service delivery.

Subprogram BayREN01 — Single Family Subprogram

b) Market Description

Market actors include:

- **Building Performance Contractors** — Deliver whole-house energy u and green upgrades to residential property owners
- **General Contractors** — Oversee delivery of residential remodels, other installation work. May perform direct installation or subcontract to specialty contractors. May be associated with whole house performance upgrades and Energy Upgrade California.
- **Specialty Contractors** — Have specialty license in HVAC and insulation. Deliver specialty installations, and may also perform whole house and general contracting duties. May be associated with whole house performance upgrades and Energy Upgrade California.
- **Green Building Professionals** — Building professionals, including general and specialty contractors, who are trained in delivering or assessing technical work that incorporates additional green building concerns beyond energy efficiency, such as outdoor water efficiency, indoor air quality, resource conservation, and low-impact development/site water management. Serve as private contractors or on behalf of green building rating and incentive programs.
- **Single-Family Residential Property Owners**
- **IOUs** — Run energy efficiency incentive programs, especially Energy Upgrade California. Conduct contractor management, quality assurance, program administration for Energy Upgrade California.
- **Local Governments** — Set greenhouse gas emissions, energy savings, and other sustainability goals and implement programs to meet those goals. Support IOU energy efficiency programs through professional and customer outreach, coordination among local actors, and enforcement of code. Conduct or support pilot energy efficiency programs.
- **Other Energy Efficiency Programs** — IOU third party and local government partnership programs that implement direct install, weatherization, and other incentive programs.
- **Workforce Training Organizations** — Community colleges, professional training organizations, workforce investment boards, and nonprofit programs that provide job training and placement services for new professionals.
- **Non-Energy Efficiency and Conservation Programs** — Water utility, local government, green building, and other programs that promote and

Subprogram BayREN01 — Single Family Subprogram

incent resource conservation, air quality, green products, and other non-energy efficiency efforts.

- **Other Relevant Professional Trades** —All professional industries and associations that may affect property owner and building professional choices, including real estate professionals, product manufacturers and suppliers. These actors affect behavior of their clients through the services they offer and products they provide.

c) **Market Characterization and Assessment**

Many of the market barriers associated with the single-family energy efficiency and whole house markets are described above in the Subprogram Description and Theory. The following market characterization and assessment is adapted from the analysis provided by BayREN members in the *Recommendations for Energy Upgrade California in the Bay Area* report.

i. *Homeowner Awareness and Behavior*

While the Energy Upgrade California website and local marketing campaigns have achieved an initial measure of homeowner education, most homeowners are not aware of how their homes work or the economic and environmental benefits of energy efficiency. Building broader awareness and deeper knowledge will be a key to future program implementation and market transformation.

Homeowners vary in their motivations for undertaking energy efficiency work in their homes, including saving money, increasing comfort and health, and protecting the environment (among others). Given these different motivations, as well as demographic, geographic, economic, and ethnic diversity in the BayREN region, there is no one single marketing approach that will reach or resonate with everyone. Thus, there is a need to market to different segments with different strategies — social media, print, radio, TV, tabling events, workshops, etc. Such multi-faceted marketing should be employed in future programs. Additionally, marketing and outreach are inherently local, and marketing success in generating leads must leverage the character of a community, local events, and trusted messengers.

Currently, most marketing efforts for single-family energy upgrade programs are relatively uncoordinated, with PG&E providing little direct marketing and Participating Contractors varying significantly in their messaging and focus, as well as the veracity of their information regarding program options and incentives. Additionally, awareness amongst other industry actors is relatively low, and energy efficiency considerations have not yet entered into standard business practice for any relevant market actors.

Additionally, market barriers as described in the Subprogram Description and Theory, including high cost, lack of adequate financing, program complexity, and customer distrust of the contracting community, have dissuaded many interested customers from participating in the PG&E WHUP. As of yet, no simple coordinated solution has been provided to address many of these barriers.

Subprogram BayREN01 — Single Family Subprogram

ii. *Professional Industry Awareness*

Successful program implementation depends on a robust partnership between program administrators (IOUs or local governments) and those working in the industries related to those programs. Through the services these industries provide, they have a dramatic effect on homeowner and professional valuation of energy efficiency products and services. In D 12-05-015, the Commission directed the IOUs to take a strong role in engaging industry partners, especially those in the real estate industry. Local governments have been performing this work for several years, and stand poised to continue strengthening connections in these industries in partnership with the IOUs.

In 2011–2012, BayREN members conducted a concerted effort to make inroads into the real estate sector, and, to a lesser extent, the supplier market. Through the SEP period, BayREN members have engaged these actors, developed and delivered trainings for realtors, discussed approaches for listing and valuation of energy efficient and green-labeled homes, coordinated on strategic marketing approaches with local retailers, and developed pilot approaches for securing reduced costs for energy efficient and green products for Participating Contractors.

This work has created inroads into industries that are vital for long-term market transformation. That said, energy efficiency and green upgrades are still tangential considerations for most professionals in these industries, and are not yet part of the central message conveyed to customers and clients. In order to ensure that opportunities created within the last few years are not lost, local governments and IOUs must continue outreach and engagement, and develop models and messages that serve the core needs of these industries while promoting energy efficiency and other cross-resource conservation options. Through the Single-Family Upgrade Subprogram, BayREN members will continue to engage these actors through cross-promotion and marketing efforts, so energy efficiency can be a core consideration of these actors.

iii. *Coordination of DSM Programs*

Similarly, the ARRA period dramatically expanded the role of local governments within energy efficiency, and provided an unprecedented opportunity for collaboration and streamlining between local government actors, IOUs and third-party program providers (third-party providers, water utilities, nonprofit advocates, etc.). The ARRA period was successful in more firmly establishing relationships between these actors, and led to some successes in collaboration and streamlining between actors, most notably through the use of a common program brand and statewide website.

The ARRA period also demonstrated the significant challenges associated with coordination among large bureaucracies, and the marketplace confusion that can result from the involvement of so many actors. Notable examples include the coordination of marketing and outreach messages, coordination of incentive program offerings and messaging around those offerings, and sharing of program

data amongst organizations for program evaluation. It is clear that continued coordination, as well as the long-term development of governance structures that can effectively manage such issues, is required for the market to mature and effectively penetrate into professional and customer awareness.

iv. *Professional Building Workforce*

To successfully penetrate the market, Energy Upgrade California needs to provide a distinct advantage to building industry professionals over business as usual. In its current program design, Energy Upgrade California fails to make a convincing case for professionals to provide energy efficiency services and develop the systems necessary to work with Energy Upgrade California. Because of this fundamental challenge, efforts to recruit, train, and place new professionals have been impaired.

Energy Upgrade California's failure to provide a strong business case to building professionals has significant impacts that go beyond the success of the program. As identified by UC Berkeley in 2011,¹³ proper incentive program design is a key to increasing the overall quality of any installation in the residential sector (especially HVAC installations) and shifting the "low-road" environment of residential energy efficiency to one that values the quality of installations over the cost of the installation. In the energy efficiency sector, since the quality of installations affects the energy use of a building, it becomes vital to the long-term mission of the Commission to ensure that Energy Upgrade California and other incentive programs are attractive to residential building professionals.

To increase the business proposition of Energy Upgrade California, program implementers need to remove the market barriers that stand in the way of market penetration. This would include such coordinated actions as a re-evaluation of the program design and introduction of accessible upgrade packages, more effective marketing, strong consumer advocacy and support, targeted contractor support, introduction of viable financing mechanisms and reduction of other cost and process barriers.

If implementers can remove these barriers in the coming years, consumer interest will create a demand for qualified and trained professionals, which can be filled by trainers and other workforce actors, working alongside program implementers.

¹³ Zabin, C. et al. *California Workforce Education & Training Needs Assessment For Energy Efficiency, Distributed Generation, and Demand Response*. Donald Vial Center on Employment in the Green Economy, Institute for Research on Labor and Employment, University of California, Berkeley. 2011.

Subprogram BayREN01 — Single Family Subprogram

d) Proposed Interventions

Proposed interventions have been described throughout this subprogram description. Along with the Financing Subprogram (BayREN04), all proposed interventions are focused on reducing the technical, cost, and process barriers to making Energy Upgrade California a successful program. A summary is provided in the table below.

BayREN01 Figure 5: Market Transformation Barriers and Interventions

Barrier	Proposed Intervention
Program design barriers—required audit, program complexity	Audit incentives, Flex Package incentive, Home Upgrade Advisor
Program cost barriers	Audit incentives, Flex Package incentive, financing (BayREN04)
Lack of customer awareness	Broad and targeted marketing campaign, contractor sales training
Lack of professional/industry awareness	Professional outreach as part of marketing campaign
Contractor skills gap	Contractor sales, administrative, installation, and other technical trainings; Home Upgrade Advisor to support contractor sales

e) Program Logic Model: See Program Logic Model in Attachment 1

f) Market Transformation Indicators (MTIs) and Evaluation Plans

Resolution E-485 (December 2, 2010) Appendix B, lists adopted Market Transformation Indicators for the 2010–2012 Energy Efficiency Portfolio, which were then amended by Energy Division in 2011 at the direction of the Commission. To ensure consistency with adopted Market Transformation Indicators and Program Evaluation strategies, BayREN proposes the following Market Transformation Indicator (based upon the Adopted Whole House Retrofit MTIs, adapted for multi-family properties, and PG&E’s 2013–2014 WHUP Subprogram PIP):

- o Whole House MTI 2: The proportion of households that elect to perform comprehensive energy upgrades. Metric Type 3.

Program evaluation will be conducted in coordination with evaluation, measurement, and verification (EM&V) activities conducted on behalf of the Commission and PG&E. BayREN members will participate as possible in all data collection and interpretation activities, as directed by the Commission.

13. Additional information as required by Commission decision or ruling or as needed: N/A

III. SUBPROGRAM BAYRENO2

1. Subprogram Name: BayREN Comprehensive Multi-Family Subprogram
2. Subprogram ID number: BayREN02
3. Type of Subprogram: Regional Energy Network
4. Market sector or segment that this subprogram is designed to serve:

a) Residential

Including Low Income? Yes No

Including Moderate Income? Yes No

Including or specifically multi-family buildings Yes No

Including or specifically Rental units? Yes No

b) Commercial (List applicable NAIC codes: _____)

c) Industrial (List applicable NAIC codes: _____)

d) Agricultural (List applicable NAIC codes: _____)

5. Is this subprogram primarily a:

a) Non-resource program Yes No

b) Resource acquisition program Yes No

c) Market Transformation Program Yes No

6. Indicate the primary intervention strategies:

- a) Upstream ___ Yes X No
- b) Midstream ___ Yes X No
- c) Downstream X Yes ___ No
- d) Direct Install ___ Yes X No
- e) Non Resource ___ Yes X No

7. Projected Subprogram Total Resource Cost (TRC) and Program Administrator Cost (PAC)

TRC 1.00 PAC 1.70

8. Projected Subprogram Budget

BayREN02 Table 1: Projected Subprogram Budget, by Calendar Year¹⁴

BayREN02 Multi-Family	Program Year		
	2013	2014	Total
Admin (\$)	\$150,000	\$150,000	\$300,000
General Overhead (\$)	\$0	\$0	\$0
Incentives (\$)	\$1,500,000	\$4,600,000	\$6,100,000
Direct Install Non-Incentives (\$)	\$1,450,000	\$1,450,000	\$2,900,000
Marketing & Outreach (\$)	\$250,000	\$75,000	\$325,000
Education & Training	\$60,000	\$40,000	\$100,000
Total Budget	\$3,410,000	\$6,315,000	\$9,725,000

¹⁴ See BayREN01, Table 1- Projected Subprogram Budget, by Calendar Year for category definitions.

9. Subprogram Description, Objectives and Theory

a) Subprogram Description and Theory

The goal of the BayREN Comprehensive Multi-Family Subprogram is to increase the number of multi-family upgrades for energy efficiency and other resource conservation measures. The subprogram will achieve this goal by providing customized technical assistance, supporting participation in a wide range of existing programs, and providing a low-cost multiple-measure incentive to fill an existing gap in energy efficiency incentives available to the multi-family sector. The program components consist of:

- Targeted outreach
- Customized technical assistance (see Additional Services section below)
- Bundled measure incentives — requiring two or more measures, yielding an average of 15% energy savings (see Measures and Incentive Levels section below)
- Workforce development support for multi-family-specific trades

Through these components, the BayREN Comprehensive Multi-Family Subprogram addresses the following market barriers to comprehensive upgrades:

- **Market confusion around which programs will apply to the various multi-family building subsectors and upgrade scopes.** Technical assistance (TA) will walk properties owners through the steps of initiating an energy upgrade, and introduce them to the appropriate programs. TA will refer projects to the PG&E single-point-of-contact, as well as relevant non-IOU energy and non-energy programs. In particular, the TA will leverage low-income government programs and water utility programs. The TA providers will be familiar with the eligibility requirements and program offerings of the wide variety of available programs, and will coordinate closely with program administrators to ensure a seamless referral experience to the property owner.
- **Lack of utility data tracking and analysis by property owners/managers.** TA will include entering properties into utility tracking and benchmarking software, in order to inform project-specific decision making and add to the development of a robust database of local multi-family energy use profiles.
- **Lack of accessible analytical methodologies,** which leaves property owners ill-equipped to evaluate the technical and economic potential for upgrading their properties. TA will use energy savings analysis software specifically designed for the multi-family sector to identify each project's opportunities.

Subprogram BayREN02 — Comprehensive Multi-Family Subprogram

- **Lack of access to affordable capital to pursue upgrading opportunities.** TA will connect property owners interested in upgrades to financing options and incentives that can offset the capital requirements. TA will assist property owners in evaluating financing options, including PG&E on-bill financing or MF financing products (when available), BayREN Multi-Family Capital Advance Pilot, commercial PACE programs, BayREN PAYS[®] Financing Pilot, and other public or private sources of financing.
- **Lack of long-term energy planning with property owners/managers.** Create a long-term investment plan for each client to achieve the full energy efficiency potential. The plan may extend beyond the program cycle, in order to show how full implementation of the plan will continue to provide positive cash flow for the owner. BayREN will provide post-installation guidance to encourage property owners to undertake further upgrades. BayREN will track and maintain contact with customers about continued implementation of the plan beyond the program cycle (assuming there is continued funding).
- **Lack of energy efficiency knowledge in the multi-family-specific building trades.** Training will be provided to the key multi-family-specific trade of central HVAC and DHW contractors.
- **Diversity of building types, which prevents a single approach for all buildings.** This program features customized TA that will offer guidance specific to each building's particularities.
- **Diversity of upgrade triggers within the lifetime of a multi-family building.** During a multi-family building's lifecycle, there are specific times when it is most cost-effective and convenient for the owners to make energy and green upgrades. TA providers will be cognizant of these trigger times and will recommend approaches that effectively leverage these opportunities.
- **Split incentives that prevent property owner investments and prevent tenants from receiving energy efficiency benefits.** TA will be tailored to the metering configurations and needs of each building. It can include assistance with green lease agreements and capital expense pass-through mechanisms as ways of balancing the split incentive. Utility tracking assistance may include guidance on obtaining utility bill data for tenant meters to inform decisions about in-unit upgrades. TA will also evaluate opportunities to use innovative on-bill financing mechanisms (e.g., BayREN PAYS[®] Financing Pilot) that may allow responsibility for repayment to be assigned to tenants.

Subprogram BayREN02 -- Comprehensive Multi-Family Subprogram

b) Subprogram Energy and Demand Objectives

BayREN02 Table 2: Projected Subprogram Net Energy and Demand Impacts, by Calendar Year¹⁵

	Program Years		Total
	2013	2014	
BayREN Comprehensive Multi-Family Program			
GWh	0.94	2.96	3.90
Peak MW	0.67	2.09	2.76
Therms (millions)	0.04	0.14	0.18

c) Program Non-Energy Objectives

i. SMART non-energy objectives of the subprogram

- During the period 2013–2014, 50 contractors in the multi-family building trades will be trained. Metric Type 2b.
- During the period 2013–2014, 6,000 units will undergo energy efficiency upgrades through the BayREN Bundled Measures Program. Metric Type 2b.
- During the period 2013–2014, 300 projects, representing 12,000 units, will receive technical assistance through the BayREN subprogram.
- During the period 2013–2014, 400 property owners or managers will participate in outreach events or activities (each property owner may own multiple properties). Metric Type 2b.

ii. See above.

iii. Relevant baseline data

- With State Energy Program funding, approximately 70 auditors and 30 building operators were trained over three trainings.
- The State Energy Program tracked approximately 800 multi-family units in completed upgrade projects in the Bay Area.¹⁶
- With the Better Buildings Program funding, approximately 30 projects representing 2,000 units have received some form of technical assistance in Alameda County over 18 months.

¹⁵ Net energy savings calculations were based upon the weighted to date energy savings generated through the BayREN Multi-Family E-3 calculator.

¹⁶ *Recommendations for Energy Upgrade California in the Bay Area*. ABAG, 2012.

Subprogram BayREN02 — Comprehensive Multi-Family Subprogram

- With ARRA funding, approximately 261 projects representing approximately 10,000 units have received some form of technical assistance in San Francisco over 22 months.
- The Alameda County program’s outreach activities engaged 60 property owners, resulting in 50 project interest forms received during the same period.

These baseline estimates represent a program that was run in one or two counties, in the absence of substantial whole-building or bundled measure-style incentives.

iv. *Quantitative Subprogram targets (PPMs)*

BayREN02 Table 3: Quantitative Subprogram Targets (PPMs)

Target	2013	2014
Number of units incented	1,500	4,500
Number of multi-family contractors trained	25	25
Number of projects & units receiving technical assistance	100 projects 4,000 units	200 projects 8,000 units
Number of property owners reached by outreach activities	200	200

d) Cost-Effectiveness/Market Need

Cost-effectiveness for this subprogram was established using the E-3 Calculator, identifying expected projects and associated modeled savings (see below) by climate zone. The number and distribution of projects was estimated based upon program goals and expected uptake as well as U.S. Census data on the number of multi-family units within the region. Projects entered in the E-3 calculator included those in the Bundled Measures Incentive Program and the PG&E WHUP Kicker Incentive Pilot.

e) Measure Savings/ Work Papers

- i. *Indicate data source for savings estimates for program measures (DEER, custom measures, etc.)*

For the multi-family energy savings calculations, typical upgrade packages and the associated costs were determined each of the climate zones. Separate cases were prepared to account for the presence of a gas furnace, heat pump, or electric resistance heater. Also, separate cases were prepared to represent low-rise and high-rise multi-family buildings. Each package scenario was modeled in EnergyPro using a typical unit configuration, thus accounting for interactive effects of implementing multiple measures. The kWh savings, therms savings, and average kW avoided were then tabulated, and the distribution of projects across these scenarios was determined from U.S. Census data of existing multi-family housing present within the BayREN portion of the target climate zones.

Subprogram BayREN02 — Comprehensive Multi-Family Subprogram

ii. Indicate work paper status for subprogram measures

BayREN02 Table 4: Work Paper Status

#	Work Paper Number/Measure Name	Approved	Pending Approval	Submitted but Awaiting Review	Not Yet Submitted
1	Bundled Measure Incentive Program				X

10. Program Implementation Details

a) Timelines

BayREN02 Table 5: Subprogram Milestones and Timeline

Milestone	Date
Project Initiation Meeting	1/1/2013
RFPs Issued — software, training, TA provider	2/1/2013
Technical consultants selected and contracted	3/31/2013
Technical assistance services set up	5/30/2013
Bundled measures program collateral developed	5/30/2013
Software development completed	6/30/2013
Workforce training session 1 completed	6/30/2013
TA and bundled measure roll-out	7/1/2013
Kicker incentive pilot projects completed	12/31/2013
Workforce training session 2 completed	3/31/2014
Installations completed	10/31/2014
Conclude pilot program	12/31/2014
Quarterly progress reports	3/31/2013 – 12/8/2014

b) Geographic Scope

BayREN02 Table 6: Geographic Regions Where the Subprogram Will Operate

Geographic Region	Multi-Family Subprogram	Geographic Region	Multi-Family Subprogram
CEC Climate Zone 1		CEC Climate Zone 9	
CEC Climate Zone 2	X	CEC Climate Zone 10	
CEC Climate Zone 3	X	CEC Climate Zone 11	
CEC Climate Zone 4	X	CEC Climate Zone 12	X
CEC Climate Zone 5		CEC Climate Zone 13	
CEC Climate Zone 6		CEC Climate Zone 14	
CEC Climate Zone 7		CEC Climate Zone 15	
CEC Climate Zone 8		CEC Climate Zone 16	

Subprogram BayREN02 — Comprehensive Multi-Family Subprogram

c) Program Administration

BayREN02 Table 7: Program Administration of Program Components

Program Name	Subprogram Component	Implemented by BayREN staff	Implemented by contractors to be selected by competitive bid process	Implemented by contractors NOT selected by competitive bid process	Implemented by local government or other entity (X = Yes)
Bundled Measures Incentive Program	Targeted Outreach				X
	Technical Assistance		Energy efficiency consultants		X ¹⁷
	Bundled Measure Rebates				X
	Software development			X, TBD based on software specifications	
	Site visit conducted by Site Surveyors		X		X ¹⁸
	Workforce Development, Outreach and Training		X		X

d) Subprogram Eligibility Requirements

i. Customers

BayREN02 Table 8: Customer Eligibility Requirements

Customer Eligibility Requirement
Five or more attached dwelling units
Property located in the 9-County Bay Area
Market rate, low-income, and affordable housing are all eligible

¹⁷ Where existing staff are qualified.

¹⁸ Where existing staff are qualified.

Subprogram BayREN02 — Comprehensive Multi-Family Subprogram

ii. *Contractors/Participants*

BayREN02 Table 9: Contractor/Participant Eligibility Requirements

Role	Eligibility Requirement
TA Provider	Qualifications equivalent to a professional firm delivering comprehensive multi-family building audits. Audit team must have the ability to provide comprehensive TA, including advice and referrals for non-energy efficiency DSM measures and non-energy measures. TA Provider will be selected by RFP process for regional implementation except in counties where existing multi-family program staff meets TA Provider qualifications.
Site Surveyor	HERS II Multi-Family Rater or equivalent qualified professionals with supplemental software training (i.e., completed California Multi-family Existing Building training with either GreenPoint Rated Existing Multi-family or BPI Multi-family Building Analyst certification).
Installation Contractors	Licensed in appropriate trade
QA Provider	Same as TA Provider (may be same entity or subcontracted to another entity with equivalent qualifications)

e) **Program Partners:**

i. *Manufacturer/Retailer/Distributor partners*

This subprogram will not include any upstream activities, and therefore will not include any manufacturer/retailer/distributor partners.

BayREN02 Table 10: Manufacturer/Retailer/Distributor Partners

Manufacturer/Retailer/Distributor Partner Information	BayREN02
Manufacturers enrolled in program	None
Manufacturers targeted for enrollment in program	None
Retailers enrolled in program	None
Retailers enrolled in program	None
Retailers targeted for enrollment in program	None
Distributors enrolled in program	None
Distributors targeted for enrollment in program	None

Subprogram BayREN02 — Comprehensive Multi-Family Subprogram

ii. Other key subprogram partners

Building Owners and Managers Association	Marin Clean Energy Authority
California Apartment Association	National Apartment Association
City and County of San Francisco	Other Industry associations
City of Suisun City	Pacific Gas& Electric
County of Contra Costa	Public Agencies
County of Marin	Property owners
County of Napa	Service providers
County of San Mateo	Sonoma County Energy Independence Program
County of Santa Clara	Sonoma County Regional Climate Protection Authority
County Tax Assessors Offices	StopWaste.Org (Alameda County Waste Management Authority)
HERS Providers (CHEERS, CalCERTS)	Contractor Associations (EGIA, ACCA, etc.)
IOU program implementation organizations	

f) Measures and Incentive Levels

Bundled Measures Incentive

The BayREN proposes to pilot a bundled measure incentive that is aimed at filling the market gap between single-measure and whole building utility programs. The bundled measure approach is designed to capture projects that have smaller budgets and scope of work, and encourage installation of two or more measures that will result in a program average of 15% whole-building energy savings.

The bundled measure approach is appropriate for the medium-scope trigger events, ranging from:

- Replacement of one or more pieces of equipment — other measures may be added to increase total energy savings of project scope
- Unit turnover allowing access to several units — consider a bundle of in-unit measures in addition to some central systems/common area work
- Upgrade — depending on the extent of the upgrade and how many building components are affected, this could be a bundled measure or whole building approach

The bundled measures pilot provides a customized list of measures based on utility bill information, existing building characteristics, and a site survey. The TA provider will utilize program software to calculate projected savings. The estimated energy savings per

Subprogram BayREN02 — Comprehensive Multi-Family Subprogram

measure will vary by building type and take into account interactive effects. The pilot is designed to offer the following solutions:

- Incorporates actual utility usage data to inform measure recommendations
- Offers an alternative to costly energy audits for smaller project scopes and smaller buildings
- Provides property managers with basic energy savings information that may help them justify pursuing a more comprehensive audit later
- Reduces reliance on costly audits, which may depend upon energy models with questionable accuracy (they may not necessarily provide more savings assurance than a refined deemed savings calculation)
- Can motivate further or more extensive work, by layering complementary or additional measures onto a planned single measure
- Allows property owners to choose from a broad range of energy efficiency measures and utilize contractors that they trust
- Allows property owners to include emerging technologies in their upgrade scopes, and allows the program to obtain data to track their energy saving performance (see asterisked measures in Figure 1 below)

Measures eligible under the bundled measures incentive include those listed below, and may include additional measures identified to achieve energy savings. The list will be refined based on program monitoring and feedback.

BayREN02 Figure 1: Bundled Measure Program Eligible Measures

Domestic Hot Water (Individual and Central)	
Natural gas storage DHW	Pipe insulation
Electric storage DHW	Solar thermal
DHW heaters/boilers	Showerhead
Boiler controls	Faucet aerators
Recirculation controls	Tank insulation
Condensing gas water heater*	Combined space and water heater*
Space Heating and Cooling (Individual and Central)	
Natural gas hydronic heat boiler/space heating hot water boilers	Ducted evaporative cooling
Natural gas steam heat boiler/space heating low pressure steam boilers	Duct insulation/pipe insulation
Natural gas furnace	Duct testing and sealing
Boilers for steam heating	Refrigerant charge verification
Cogeneration systems	System airflow verification
Package terminal heat pump	System fan wattage verification
Package terminal air conditioner	Variable speed motor
Room air conditioner	Programmable thermostat

Subprogram BayREN02 — Comprehensive Multi-Family Subprogram

BayREN02 Figure 1 continued

Bathroom fans	Indoor thermostat and time clock
Thermostatic radiator valves (TRVs)	Steam traps and air vents/advanced steam trap systems*
Condensate receiver/boiler feedwater systems	Tank insulation
Ductless air-conditioning for common areas	Improved air-flow management
Variable refrigerant flow for common areas	High performance rooftop unit*
Water-cooled heat exchangers*	
Appliances	
Clothes washer (in-unit and common area)	Dishwasher (in-unit)
Refrigerator (in-unit)	Vending Machine Controller (cooled; common area)
Bathroom fans	Indoor thermostat and time clock
Thermostatic radiator valves (TRVs)	Steam traps and air vents/advanced steam trap systems*
Condensate receiver/boiler feedwater systems	Tank insulation
Lighting (In-unit and Common Area; Interior and Exterior)	
CFL bulb (screw-in)	Cold cathode lamps
CFL fixture (hard-wired)	Ceiling fans
Screw-in CFL reflector bulb	LED exit signs
Linear fluorescent fixtures and bulbs	Timer
Occupancy sensor	Bi-Level lighting
LED night lights	Occupancy sensors
De-lamping	Photocells
LED interior lighting*	LED site lighting*
Advanced HID lighting for site lighting*	Advanced lighting controls
Building Envelope	
Attic/roof insulation	Utility gaskets
Wall insulation	Attic access weather-stripping
Floor insulation	Cool roof
Air sealing	Radiant barrier
Weather-stripping	Windows
Pools	
Pool and spa heater	Solar thermal for pools
Filtration pump and motor	

*Emerging technologies

BayREN02 Table 11: Summary Table of Measures, Incentive Levels, and Verification Rates

Measure Group	Market Actor Receiving Incentive or Rebate	BayREN	
		Incentive Level	Installation Sampling Rate
Bundled Measures — Average 15%	Property owner	\$1,000/Unit	100%

g) **Additional Services**

Technical Assistance to Identify Approach and Potential Measures, Begin Utility Tracking, and Refer to Resources

The technical assistance offered through this subprogram is intended to serve a broad range of properties at different points in a multi-family building's life cycle. It will assist property owners by providing them with customized recommendations and facilitating their participation in rebate and financing programs. TA will be provided as a live phone-based service from a centralized location. In jurisdictions where in-person TA is available through other complementary programs, the BayREN TA provider may refer projects to the local in-person TA provider as appropriate.

Depending on the needs of each property and its owner/manager, TA can include property analysis and upgrade approach/measure recommendations, program and financing referral and guidance, and project management guidance.

Upgrade Approach and Measure Recommendation

Technical assistance begins with a consultation on the property owner's interests and property characteristics. The technical advisors will leverage newly developed IT tools and additional analytic methodologies to identify appropriate approach and upgrade measures for each building. They will then connect property owners to incentive and assistance programs relevant to their properties, including the IOU programs (through the single-point-of-contact), non-IOU energy (low-income resources, weatherization, etc.), and non-energy resource programs, like water utility incentives and green building programs. The project management component may include comparison of contractor bids and referral to certification programs that qualify energy auditors/raters.

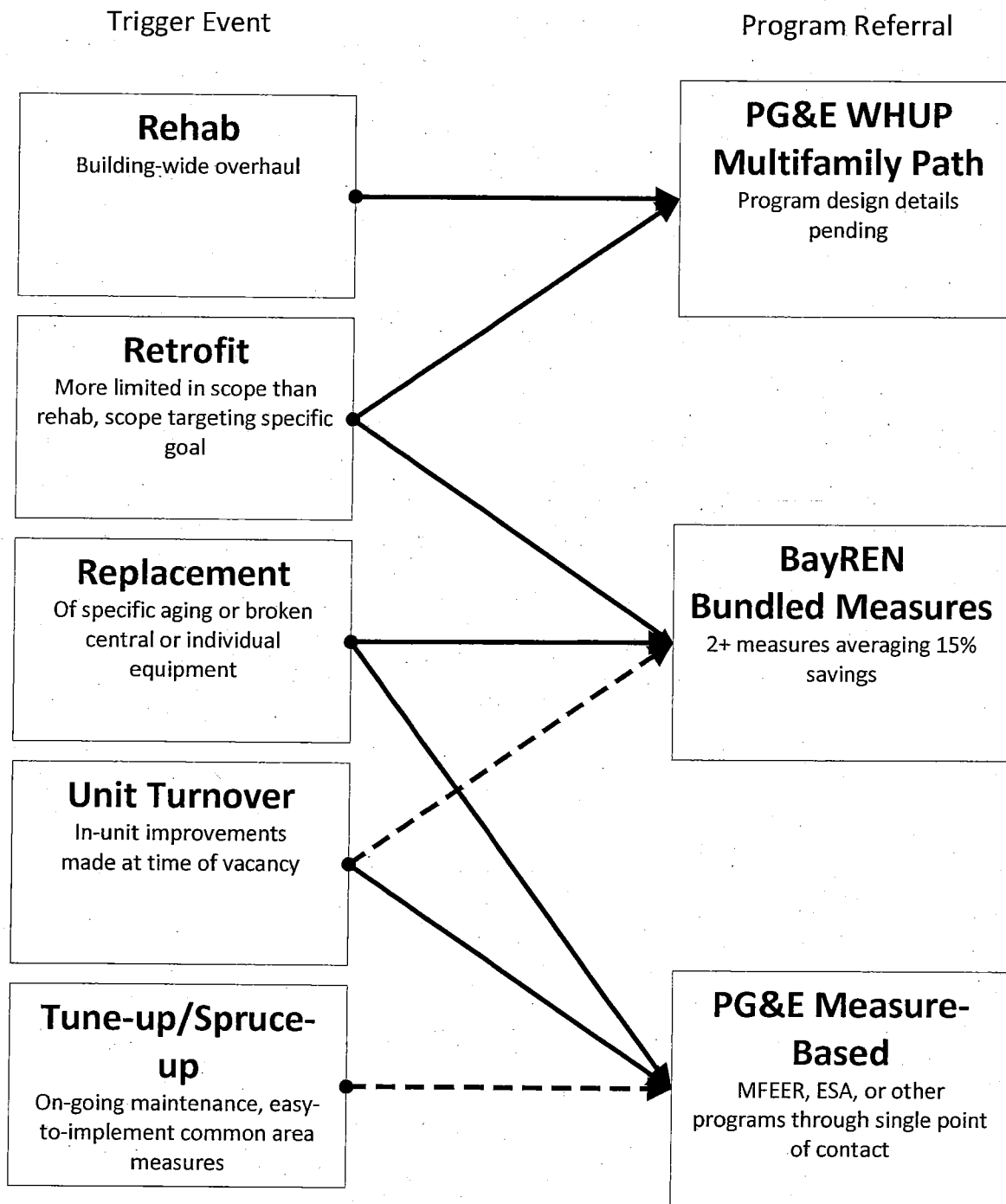
Program Referral

Technical advisors will refer projects to the appropriate utility programs, or single-point-of-contact where applicable. Figure 2 below shows the likely pathways for project referrals in the program, based on trigger events for making improvements.

Technical assistance providers will screen projects appropriate for whole-building upgrades, which will typically be those that have a significant upgrade or rehabilitation scope or work. For these projects, TA will support the project's participation in the PG&E WHUP Multi-Family Path.

The opportunity to participate at the whole-building level is limited to a relatively small portion of the building stock. Without major planned work already budgeted, the capital requirements of a whole-building upgrade are a major barrier. Utility rebate amounts will generally not be sufficient to justify an owner pursuing major improvements. For property owners interested in pursuing a moderate scope of improvements, TA will offer assistance with the bundled measure approach.

BayREN02 Figure 2: Trigger Event Related Program Direction Through Technical Assistance



Subprogram BayREN02 — Comprehensive Multi-Family Subprogram

For smaller scopes consisting of individual measures or very limited budgets, TA will refer projects to the PG&E single-point-of-contact for further assessment of eligibility for Multi-Family Energy Efficiency Rebates (MFEER), Energy Savings Assistance (ESA), and other PG&E programs. However, these programs do not include all measures that are of interest to building owners, and the incentive levels are based on individual measures, not the overall energy savings that can be achieved by pursuing multiple measures. The program will be tracking the participation of projects and expects that property owners will come back to do additional improvements throughout the life cycle of the building. Where appropriate, the technical advisor will refer projects to the utility single-measure rebate program (MFEER, ESA).

Program Referral for Low-Income Sector Services

The referral component will serve properties with low-income tenants with specific referral to the income-based programs. The advisor can provide guidance on the steps required to qualify the property based on tenant income documentation. See Table 15 for specific income-qualified programs that may be included in the referral service.

Program Referral to Water Efficiency Programs

The TA will include recommendations and program referral for water efficiency measures. In the multi-family sector, water heating represents a significant portion of total energy use. Water efficiency devices such as efficiency clothes washers, low-flow showerheads, and faucet aerators will save both water heating energy and water consumption. Reduced water consumption also represents additional upstream energy savings related to water treatment and distribution. The TA will approach water conservation comprehensively to include other measures, such as low-flow toilets. Program referral will direct property owners to the appropriate water utility programs for rebates or direct install opportunities.

Coordination with PG&E Local Government Partnership or CCA Energy Efficiency Programs

Jurisdictions in a few counties in the BayREN region also have access to multi-family services through PG&E Local Government Partnership (LGP) or CCA energy efficiency programs. The BayREN multi-family program will coordinate closely with the LGP implementers to ensure that the offerings to a property owner are complementary and not duplicative. BayREN's multi-family program focuses on leveraging ARRA-funded online tools with phone-based technical consultations, an alternative multi-family incentive program, and a Capital Advance financing pilot. The county-level multi-family programs may include in-person technical assistance, subsidies for audits, single-measure or performance-based rebates and additional marketing and outreach. These services are complementary of BayREN and can be leveraged for greater overall program participation.

Subprogram BayREN02 — Comprehensive Multi-Family Subprogram

Specifically, BayREN's Comprehensive Multi-family Subprogram delivery will be coordinated with:

- San Francisco Energy Watch (San Francisco)
- East Bay Energy Watch (Alameda County, Contra Costa County)
- Marin Energy Authority (Marin County, City of Richmond)

Financial Analysis and Referral to Financing Options

The financial analysis component will include comparison of financing options, and may incorporate a cash flow analysis and a long-term capital plan including all feasible energy efficiency measures. Projects undertaking work under either the bundled measures approach or the PG&E WHUP will be offered assistance with financing options. The TA provider will be familiar with the eligibility criteria, benefits, and limitations of several financial products. In particular, the TA provider will be able to provide guidance on the PG&E On-bill financing or multi-family financing products (when available); BayREN's Multi-Family Capital Advance Pilot, commercial PACE options, PAYS[®] Pilot; and financing offered by other public or private sources.

Site Visit for Bundled Measure Projects

For projects applying for the bundled measure incentive, the TA provider will schedule a site visit by a qualified Site Surveyor. The site visit will consist of verifying the existing building conditions that were described to the TA provider, and confirming the appropriateness of the bundled measures identified for the project.

BayREN02 Table 12: Additional Services

Additional Services that the Subprogram Will Provide	To Which Market Actors	BayREN
Technical assistance	Property owner	Fully incented
Bundled measures – site visit	Property owner	Fully incented

h) Subprogram Specific Marketing and Outreach

The targeted outreach will build upon lessons learned through previous multi-family efforts, and focus on developing compelling messaging and strategic delivery through highly targeted channels. The outreach will leverage the existing Funding Finder and marketing collateral developed through SEP that studied energy upgrade messaging in the multi-family sector.

Developing Compelling Messaging and Collateral

Feedback from the multi-family sector indicates an interest in a centralized resource and a customized approach to upgrades. The messaging regarding the BayREN Comprehensive Multi-Family Subprogram will therefore emphasize:

- The presence of an incentive option to fit any multi-family property
- The technical assistance available to help decide on the best approach
- Testimonials and case studies from successfully complete upgrades

Collateral will be available in multiple media, including PDFs, web pages, some print, and text available for inclusion in industry newsletters.

Utilizing Existing Channels

Targeted outreach will leverage existing organizational structures and communication channels, specifically industry associations, local government departments, and service providers and property management associations.

- Multi-family industry organizations, including rental housing associations, property management associations, the California Apartment Association, apartment owner associations, the nonprofit Housing Association of Northern California, the East Bay Housing Organization, and individual homeowners associations and real estate investment trusts
- Public agencies and programs with a housing-related mission, including local government departments or agencies for housing and community/economic development. Materials will be provided for distribution to their lists
- Service providers, including property management companies, HVAC maintenance companies, mechanical engineers, general contractors, etc.

Leveraging Trigger Events

The trigger events identified earlier are often accompanied by an opportunity for interfacing with a property owner. Specifically, two points of interaction with government are:

- Affordable housing projects undertaking public finance through local or state entities
- Building department permits for one or more improvement measures that could lead to participation in a bundled measure upgrade

i) Subprogram Specific Training

In multi-family buildings, water heating systems account for a much higher portion of energy consumption compared to single-family buildings. Additionally, the central system trades have been underserved by single-family oriented contractor training opportunities. To ensure that a pool of knowledgeable central systems contractors is available to support the demand created by the incentive, training will be offered for these trades. Because of the sheer number of specialized subcontractors on any given comprehensive multi-family rehab project, it does not make sense to require a single contractor certification for all contractors and sub-trades. Rather, it will be more effective to target very specific professional training at the sub-trade that has the greatest potential for delivering efficiency improvements: contractors who work on central HVAC and water heating systems in multi-family buildings.

The program will offer targeted training to license boiler contractors (C-4 contractors), HVAC contractors (C-20 contractors), plumbers (C-36 contractors) and related building operators. The training will cover methods of redesigning existing systems to increase efficiency and conducting system tune-up inspections and repairs.

Specialized training will give these contractors the expertise needed to optimize the design, specifications and operations of these systems. This training will focus less on the verification methods and more on the efficiency gains to be made to conventional construction and operation practices. This training also includes combustion safety measures, and could incorporate retro-commissioning. The focus on water heating also provides an opportunity to include water efficiency training, which will promote energy savings on-site as well as in upstream water treatment and distribution energy.

j) Subprogram Software and/or Additional Tools

i. Subprogram Software

The subprogram will leverage existing energy analysis software to develop an energy savings assessment and tracking tool that will provide feedback data for refining the bundled measures list and projected savings. Through ARRA funding, a suite of multi-family tools was developed, including the Funding finder and Compass Portfolio Tracker. The Funding Finder makes general upgrade recommendations based on basic information on existing building characteristics, and connects users to applicable

Subprogram BayREN02 — Comprehensive Multi-Family Subprogram

incentive programs. Compass Portfolio Tracker allows utility data tracking and upgrade project tracking.

Building upon the functionalities in these existing tools, the new tool will serve two main purposes:

- Provide property owners with prioritized measures based on estimated energy savings that are informed by project-specific details
- Provide program administrators with feedback on actual savings per bundle of measures to refine savings estimates credited toward measures included in future projects applying for bundled measures

The assessment and tracking tool will utilize some modeling calculations based on basic information about the existing building and proposed improvements. These assumptions and algorithms will align with industry accepted modeling tools. However, the data input requirements will be less extensive than full modeling software programs, and will not require a full on-site audit. This assessment tool is designed to reduce the barrier to upgrades caused by the cost and time investment required to complete a full audit and energy model run. The tool will be designed for data exchange compatibility with existing local government CRM systems.

The tracking tool will also provide a mechanism for feedback to refine measures. Combined with a sampling of extensive on-site verification and gathering of building metric data by the QA providers, this tracking mechanism will provide a robust dataset for analyzing and improving the understanding of multi-family upgrade measures. As needed, adjustments will be made based on the findings on the appropriate level of complexity of data input for the energy savings estimates of bundled measures.

ii. *Audit Requirements*

Pre-implementation audit required ___ Yes X No

Post-implementation audit required ___ Yes X No

iii. *Audit Incentives*

While the BayREN subprogram does not offer audit incentives, TA will refer property owners to other sources that may offer audit incentives. Investment grade audit costs can also be covered by multi-family financing.

BayREN02 Table 13: Post-implementation Audits

Levels at Which Program Related Audits Are Rebated or Funded	Who Receives the Rebate/Funding (Customer or Contractor)
None	N/A

k) Subprogram Quality Assurance Provisions

BayREN02 Table 14: Quality Assurance Provisions

QA Requirements	QA Sampling Rate (Indicate Pre/Post Sample)	QA Personnel Certification Requirements
Site visit — by program site surveyor	100% of bundled measure (pre)	HERS II MF Rater
QA on post-installation to verify installation and quality	100% of bundled measures (post)	See TA provider qualifications

QA for pre- and post-installation will be conducted on-site and verify the (1) existence, (2) quantity/specifications, and (3) quality of installation. In addition to verifying and approving the completed work, this post-installation interface offers an opportunity to encourage property owners to continue with further upgrades. This will be particularly applicable in jurisdictions where the TA and QA are provided by the same entity, and a long-term upgrade plan was outlined as part of the TA.

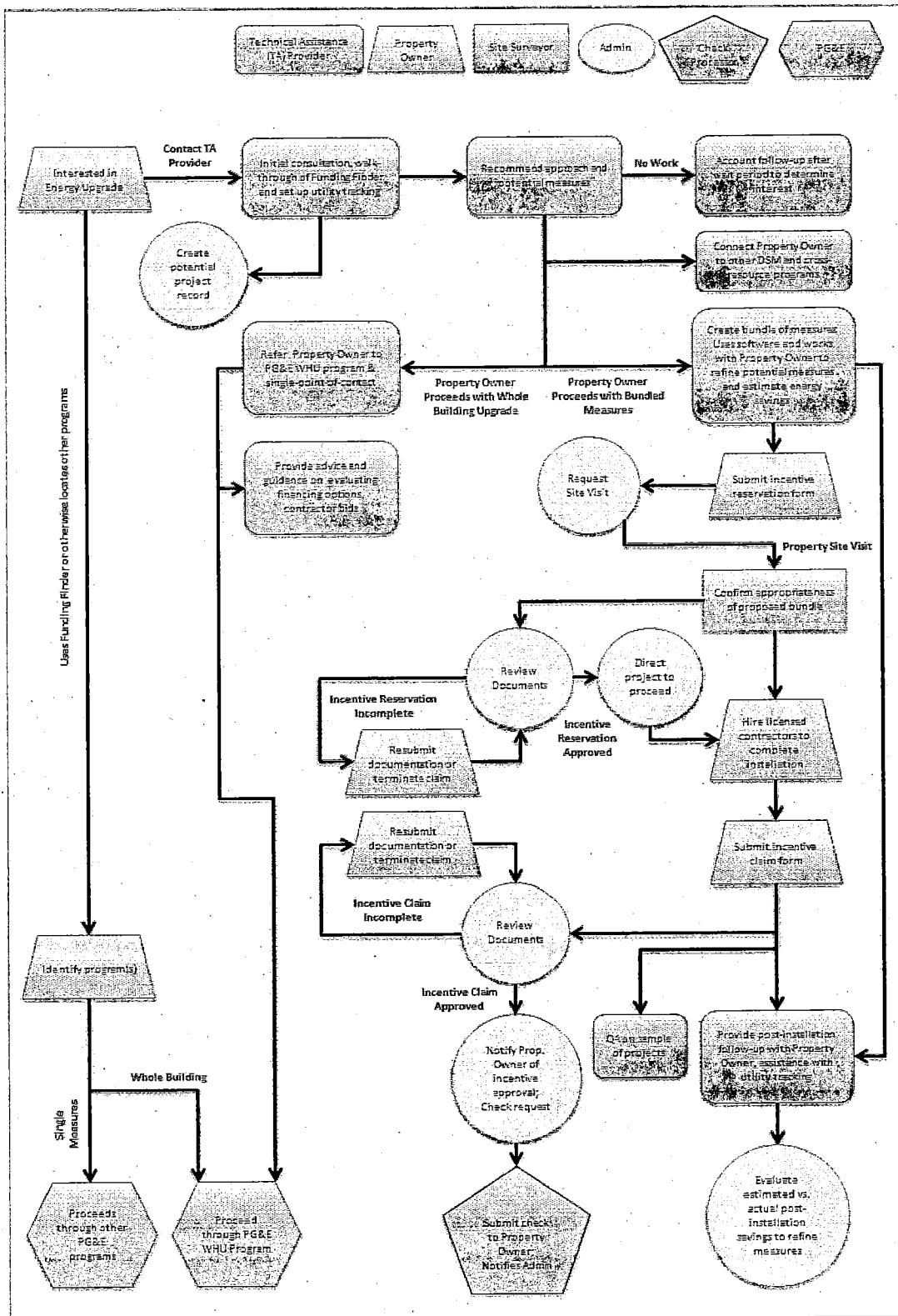
l) Subprogram Delivery Method and Measure Installation /Marketing or Training

No additional marketing or training will be provided for participants in the Bundled Measures program beyond that described above.

Subprogram BayREN02 — Comprehensive Multi-Family Subprogram

m) Subprogram Process Flow Chart

BayREN02 Figure 3: Subprogram Process Flow Chart



n) **Cross-cutting Subprogram and Non-IOU Partner Coordination**

BayREN02 Table 15: Cross-cutting Subprogram and Non-IOU Partner Coordination

Multi-Family Subprogram		
Other BayREN Subprograms	Coordination Mechanism	Expected Frequency
Codes & Standards	Coordination on compliance	Ongoing
Financing - Multi-Family Capital Advance Pilot; Commercial PACE; PAYS® Financing Pilot	Project referral through TA	As appropriate, based on projects in TA
Other IOU/PUC Subprograms		
PG&E WHUP Multi-Family Path	Direct referral or referral through single point of contact	As appropriate, based on projects in TA; and quarterly or as needed
PG&E Single Point of Contact (including coordination with MFEER and ESAP)	Direct project referrals	As appropriate, based on projects in TA; and quarterly or as needed
PG&E Multi-Family Financing (TBD)	Project referral through TA	As appropriate, based on projects in TA
PG&E Local Government Partnership Programs	Project referrals, meetings, other regular communication	As appropriate, based on projects in TA; and quarterly or as needed
Coordination Partners Outside CPUC (non-REN and non-IOU)		
Government weatherization assistance programs	Direct referral for TA recipients	As appropriate, based on projects in TA
Municipal utility programs	Project referrals, meetings, other regular communication	As appropriate, based on projects in TA; and quarterly or as needed
Community Choice Aggregation (Marin Energy Authority) energy efficiency programs	Project referrals, meetings, other regular communication	As appropriate, based on projects in TA; and quarterly or as needed
Non-BayREN Financing Programs	Project referrals, meetings, other regular communication	Quarterly or as needed
Local Trade Associations	Meetings, other regular communication	Quarterly or as needed; as needed as part of outreach efforts
Green Building Labeling Organizations	Project referrals, meetings, other regular communication	As needed as part of outreach efforts

Subprogram BayREN02 — Comprehensive Multi-Family Subprogram

o) **Logic Model**

Logic Model provided in Attachment 1.

The logic informing the BayREN Comprehensive Multi-Family Subprogram design is aligned with recommendations from industry stakeholders and best practices from existing programs. During 2010–2011, the Home Energy Retrofit Coordinating Committee’s Multi-family Subcommittee was convened to gather the insights and recommendations from industry experts and professionals.

This subprogram’s design largely reflects the findings from that stakeholder process, which have been compiled in the report *Improving California’s Multi-family Buildings: Opportunities and Recommendations for Green Retrofit & Rehab programs: Findings from the Multi-family Subcommittee of the California Home Energy Retrofit Coordinating Committee* dated April 11, 2011.

The subprogram logic draws from the experience of local governments in administering pilot programs and built multi-family upgrade infrastructure through Energy Upgrade California. During this time, local governments provided outreach, customized technical assistance, rater training, and software development. The local programs were summarized in the report *Recommendations for Energy Upgrade California in the Bay Area* dated April 13, 2011.

Additionally, stakeholder input has been gathered by the local governments of Berkeley, Oakland, and Emeryville through a grant to study the multi-family sector and its barriers, particularly split incentive. Their research included a survey of local government actions and policy options and compiled feedback from owners and tenants of multi-family properties. A report summarizing the policy options was published in October 2011 titled *Increasing Energy Efficiency in Existing Multi-family Buildings*.

The findings across these publications identify the components of this subprogram as key strategies to removing barriers to multi-family upgrades. As describe above, the desired outcome of the BayREN Comprehensive Multi-Family Subprogram is to address market barriers by:

- Providing customized technical assistance to overcome the diversity of building types and energy usage and billing configurations, and providing assistance with analyzing potential upgrade measures;
- Providing guidance through the complicated initial assessment of upgrade potential that could lead to a whole-building upgrade approach, and referring projects to existing utility programs;
- Providing a long-term energy upgrade and cash flow plan that fits with the building’s capital improvement plan;
- Providing a viable alternative to the whole-building performance-based incentive that is less capital intensive yet customized;

Subprogram BayREN02 — Comprehensive Multi-Family Subprogram

- Training trades that represent a large opportunity for energy savings in multi-family buildings, and are underserved by single-family training initiatives
- Creating a mechanism for data feedback on the actual performance of implemented upgrade measures to refine the accuracy of energy savings estimates used in multi-family energy modeling and a better understanding of highest opportunity measures

11. Additional Subprogram Information

a) Advancing Strategic Plan Goals and Objectives

The Strategic Plan states that non-low-income multi-family units were not specifically addressed in the first Plan and recognizes that the market must be addressed in future iterations of the Plan (s2-p11). In the BayREN region, with high concentrations of urban areas, this market composes a significantly larger proportion of the residential sector than the statewide average.

BayREN02 Figure 4: Strategic Plan Alignment

BayREN Comprehensive Multi-Family Subprogram Alignment with CA Long-Term Energy Efficiency Strategic Plan		
Residential		
Strategy Number	Strategy	BayREN Multi-Family Subprogram Strategy
2-2	Promote effective decision making to create widespread demand for energy efficiency measures	The TA is designed to provide multi-family property owners with the expertise and analytical tools needed to make an informed decision
Low Income		
Strategy Number	Strategy	BayREN Multi-Family Subprogram Strategy
2-1	Increase collaboration and leveraging of other low-income programs and services	The TA will refer eligible and interested projects to IOU and other low-income specific programs
2-4	Identifying segmented concentrations of customers to improve delivery	The strategic development for targeted outreach will include a sector study of the Bay Area multi-family sector
Local Government		
Strategy Number	Strategy	BayREN Multi-Family Subprogram Strategy
4-4	Develop local projects that integrate energy efficiency, DSM, and water/wastewater end uses	Projects that integrate measures in all categories are an intended outcome of the comprehensive TA, which provides non-program-specific advice and connection to a wide of an array of energy efficiency, DSM, and non-energy resources and programs.
5-1	Create a menu of products, services, approved technologies and implementation channels to guide local governments that currently lack deep expertise in energy efficiency	The utility tracking and measure energy saving refinement process will result in a better understanding of multi-family measures
5-2	Develop model approaches to assist local governments participating in regional coordinated efforts for energy efficiency, DSM, renewables, green buildings, and zoning	The BayREN programs will model several approaches for local governments to coordinate regionally around energy efficiency, DSM, renewable, and green building

Subprogram BayREN02 — Comprehensive Multi-Family Subprogram

b) Integration

i. Integrated/coordinated Demand Side Management

The program’s targeted outreach and technical assistance are designed specifically to promote customer education and awareness of existing DSM programs and to support participation in the most appropriate DSM options.

BayREN02 Table 16: Non-Energy Efficiency Subprogram Information

Comprehensive Multi-Family Subprogram		
Non-Energy Efficiency Subprogram	Budget	Rationale and General Approach for Integrating Across Resource Types
California Solar Initiative		Refer eligible and interested projects
Multi-Family Affordable Solar Housing (if made available)		Refer eligible and interested projects
Automated Benchmarking Service		Set up interested projects during utility analysis service of technical assistance

ii. Integration across resource types

BayREN02 Figure 5: Integration of Cross-Resource DSM programs

Non-Energy Efficiency Programs — across resource types	
Non-Energy Programs	Rationale and General Approach for Integrating Across Resource Types
Water utility rebates	Leverage water utility rebates for hot water energy measures; refer to water utilities for other eligible measures
Indoor air quality programs	Refer interested projects, assist with explanation of program and indoor air quality measures
Green labeling programs	Refer to green labeling programs (GreenPoint Rated, LEED-EBOM, LEED-NC), assist with preliminary checklists review
Third-party green product labeling programs	Inform interested participants about green product directories and third-party labels for identifying and looking for environmentally preferable attributes

c) Leveraging of Resources

The program will leverage infrastructure that was developed through ARRA funding, including:

- Outreach sources:
 - Market analysis methodology
 - Established local association relationships
- Technical assistance:
 - Design of effective technical assistance services
- Funding Finder and Compass Portfolio Tracker software tools
- Trained raters/auditors (TBD)

The subprogram will also leverage other sources of funding:

- ARRA Better Buildings Program funding in 2013
- Local public agency funding for property owner green certification stipends

d) Trials/ Pilots

- Kicker Incentive

The BayREN Comprehensive Multi-Family Subprogram will pilot an additional incentive for a limited number of projects that addresses energy savings expressed in kBtu per square foot. A selected number of projects that enroll in the program early, pursue deep upgrades, and commit to monitoring building performance will be eligible to participate. The projects must benchmark their utility usage and complete the upgrade in time to track post-upgrade utility usage during the program cycle.

The kicker incentive is intended to incentivize deeper savings, benchmarking, and proper post-installation equipment operation. By expressing whole-building energy usage and savings in kBtu, the program will encourage participating property owners to consider continuous improvement toward lowering kBtu per square foot.

e) Knowledge Transfer

BayREN staff and members will regularly track challenges, lessons learned, and necessary adjustments for all technical, administrative, and marketing aspects of program implementation. These challenges will be transmitted to local government partners operating similar programs (e.g., County of Los Angeles) through regular meetings of local government forums (such as LGSEC, Local Government Commission, Urban Sustainability Directors Network, etc.), regional NGO and institutional partners (e.g., Joint Venture Silicon Valley, etc.), and through program updates provided to Commission and program partners.

12. Market Transformation Information:

a) Market Transformation Objectives

The market transformation objectives of the BayREN Comprehensive Multi-Family Subprogram are the following:

- Increase general knowledge and awareness amongst property owners and managers of energy efficiency practices and benefits, and encourage a long-term transition toward energy efficient property improvements
- Raise awareness of energy efficiency among relevant professional industries, including central system contractors, industry associations, and other multi-family service providers
- Streamline coordination of DSM programs across IOUs, local governments, and other organizations

b) Market Description

Market actors include:

- **General Contractors** — Oversee delivery of upgrades, other installation work; May perform direct installation or subcontract to specialty contractors; Not qualified or trained by BayREN Comprehensive Multi-Family Subprogram.
- **Specialty Contractors** — Have specialty license in central HVAC or DHW. Training will be available, but not required, to specialty contractors performing work under the BayREN Comprehensive Multi-Family Subprogram.
- **Green Building Professionals** — Building professionals, including general and specialty contractors, who are trained in delivering or assessing technical work that incorporates additional green building concerns beyond energy efficiency, such as outdoor water efficiency, indoor air quality, resource conservation, and low-impact development/site water management. Serve as private contractors or on behalf of green building rating and incentive programs.
- **Multi-family Property Owners** (or ownership entities and relevant asset managers).
- **Multi-family Property Managers** (or management companies)- Management responsibilities vary widely. In some cases, upgrades/investment decisions are assessed by the management entity that will make recommendations to the property owner. Proper ongoing operations are also important to realizing the potential energy savings from upgrades.

Subprogram BayREN02 — Comprehensive Multi-Family Subprogram

- **IOUs** — Administer energy efficiency incentive programs, including Energy Upgrade California, single-measure multi-family energy efficiency rebates, and low-income programs.
- **Local Governments** — Set greenhouse gas emissions, energy savings, and other sustainability goals and implement programs to meet those goals. Support IOU energy efficiency programs through professional and customer outreach, coordination amongst local actors, enforcement of code. Pilot energy efficiency programs.
- **Other Energy Efficiency Programs** — IOU third party and local government partnership programs that implement direct install, weatherization, and other incentive programs.
- **Non-Energy Efficiency and Conservation Programs** — Water utility, local government, green building, and other programs that promote and incent resource conservation, air quality, green products, and other non-energy efficiency efforts.
- **Product Manufacturers and Suppliers** — These actors affect behavior of their clients through the services they offer and products they provide.
- **Financing Sources** — Both public and private sources of development capital influence decisions made by those receiving their funds through prerequisites or preferential terms for energy efficiency or other green building features.

c) **Market Characterization and Assessment**

The market barriers associated with the multi-family energy upgrades are described above in the Subprogram Description and Theory. More in-depth discussion may be found in the previous reference report *Improving California's Multi-family Buildings: Opportunities and Recommendations for Green Retrofit & Rehab programs: Findings from the Multi-family Sub-Committee of the California Home Energy Retrofit Coordinating Committee* dated April 11, 2011.

Programs currently serving the multi-family market have been unable to overcome barriers to widespread adoption of whole-building upgrades. Property owners require significant hand-holding to pursue whole-building upgrades. While this level of assistance is effective at serving a few properties, additional infrastructure development is needed to transform the market. The BayREN Comprehensive Multi-Family Subprogram provides customized assistance at a regionalized, wider scale, while developing lasting infrastructure through contractor training, software enhancements to increase ease of use, and piloting an incentive approach that is designed in response to the needs expressed by the market.

d) Proposed Interventions

Proposed interventions have been described throughout this program description. Along with the Financing Subprogram (BayREN04), all proposed interventions are focused on reducing the technical, cost, and process barriers toward making Energy Upgrade California a successful program. A summary is provided in the table below.

BayREN02 Figure 6: Market Transformation Barriers and Interventions

Barrier	Proposed Intervention
Complexity of multi-family upgrades and programs	Customized technical assistance that generates a recommended approach, measure list (if bundled measures) and connection to <i>appropriate</i> programs and resources
Upgrade cost barriers	Bundled measure program option that eliminates up-front audit costs and provides an incentive designed for moderate and customized upgrade scopes, financing (BayREN04)
Central systems contractor energy efficient design and operations training gap	Targeted training for multi-family-specific trades: central HVAC and DHW

e) Program Logic Model: See Program Logic Model in Attachment 1

f) Market Transformation Indicators (MTIs) and Evaluation Plans

Resolution E-485 (December 2, 2010) Appendix B, lists adopted Market Transformation Indicators for the 2010–2012 Energy Efficiency Portfolio. To ensure consistency with adopted Market Transformation Indicators and Program Evaluation strategies, BayREN proposes the following Market Transformation Indicator (based upon the Adopted Whole House Retrofit MTIs, adapted for multi-family properties, and PG&E’s 2013–2014 WHUP Subprogram PIP):

- o Whole House MTI 2: The proportion of multi-family properties that elect to perform comprehensive energy upgrades. Metric Type 3.

Program evaluation will be coordinated with EM&V activities conducted on behalf of the Commission and PG&E. BayREN members will participate as possible in all data collection and interpretation activities, as directed by the Commission.

13. Additional information as required by Commission decision or ruling or as needed:

N/A

IV. SUBPROGRAM BAYRENO3

1. Subprogram Name: BayREN Codes and Standards Program

2. Subprogram ID number: BAYREN03

3. Type of Subprogram: Regional Energy Network

4. Market sector or segment that this subprogram is designed to serve:

Residential and non-residential; applies to all occupancies where local jurisdictions are responsible for enforcing Title 24 Part 6 CA Energy Standards and Title 20 Appliance Standards.

a) Residential

Including Low Income? Yes No

Including Moderate Income? Yes No

Including or specifically Multi-family buildings Yes No

Including or specifically Rental units? Yes No

b) Commercial (List applicable NAIC codes: _____)

o All NAIC codes for Commercial Buildings

c) Industrial (List applicable NAIC codes: _____)

o All NAIC codes for Industrial Buildings

d) Agricultural (List applicable NAIC codes: _____)

o All NAIC codes for Agricultural Buildings

5. Is this subprogram primarily a:

a) Non-resource program Yes No

b) Resource acquisition program Yes No

c) Market Transformation Program Yes No

6. Indicate the primary intervention strategies:

- a) Upstream Yes No
- b) Midstream Yes No
- c) Downstream Yes No
- d) Direct Install Yes No
- e) Non Resource Yes No

7. Projected Subprogram Total Resource Cost (TRC) and Program Administrator Cost (PAC)

TRC 1.05 PAC 3.96

8. Projected Subprogram Budget

BayREN03 Table 1: Projected Subprogram Budget, by Calendar Year¹⁹

BAYREN03 Codes and Standards	Program Year		
	2013	2014	Total
Admin (\$)	\$167,450	\$167,450	\$334,900
General Overhead (\$)			
Incentives (\$)			
Direct Install Non-Incentives (\$)	\$1,018,929	\$758,571	\$1,777,500
Marketing & Outreach (\$)	\$145,800	\$145,800	\$291,600
Education & Training(\$)	\$459,643	\$485,357	\$945,000
Total Budget	\$1,791,821	\$1,557,179	\$3,349,000

9. Subprogram Description, Objectives and Theory

a) Subprogram Description and Theory

Energy codes and standards help California meet its ambitious goals for energy efficiency through strong and cost-effective energy efficiency regulations, and by supporting local reach codes that exceed statewide minimum requirements. Similarly, state and local climate, water, and green building goals are reliant on the enactment of sound regulations that push the market in the direction of supporting a more sustainable future. However, codes and standards only deliver the expected results if they are thoroughly understood by local authorities, developers, designers, and builders, and if they are properly and consistently enforced. In recent years, the IOUs have increasingly relied on codes and standards to achieve their energy savings goals; codes and standards contributed 19% of

¹⁹ See BayREN01, Table 1- Projected Subprogram Budget, by Calendar Year for category definitions.

Subprogram BayREN03 — Codes and Standards Subprogram

portfolio energy savings in 2010–12. Although these programs undergo measurement and verification to protect ratepayer investments, they have not provided information on which measures are working successfully in a given jurisdiction, or provided data that could support improvements.

BayREN proposes an integrated, measurement-driven management process for enhancing energy code compliance. We will establish code compliance baselines for jurisdictions in the 9-County Bay Area, utilize baseline data to inform and target training in order to institutionalize regular actionable feedback to local officials by tracking compliance over time, and to inform efforts to standardize reach codes in the region based on observed best practices. The effort is modeled after private sector tools such as Six Sigma and Total Quality Management, which establish performance benchmarks in order to inform and drive efforts for continuous improvement. The BayREN Codes and Standards group will leverage the expertise and direct alliances among its local governments in order to:

- Enhance the enforcement of energy, water, and green building codes
- Establish and institutionalize measurement of code compliance
- Share expertise and best practices on development of reach codes and work to align policies and enforcement across jurisdictions
- Prepare to implement future code updates

BayREN proposes to meet these milestones and goals by establishing and supporting compliance quality assurance programs at individual jurisdictions, developing and delivering local trainings that target data-driven priorities for enhancing enforcement, and developing forums for sharing best practices, resources, and tools. The theory underlying the BayREN Codes and Standards Subprogram is that the most effective way for the Commission to attain the expected goals in this area is to enable those with the greatest expertise and core competency to manage and implement the appropriate program activities. BayREN can play a primary or supportive role in the following areas:

Compliance and Enforcement (Lead)

Local governments, not utilities, are responsible for enforcing code compliance. Local government staff have the relationships and understanding of internal processes to engage with policymakers and enforcement personnel and to identify and overcome institutional barriers where external parties, including IOUs, cannot. The combination of financial resources via the BayREN and fresh strategies for leveraging the internal capacities of local agencies are essential to establishing performance measurement and supporting ongoing improvement in codes and standards enforcement. Key elements best accomplished within the local governments include needs assessment, peer-to-peer training, buy-in from departmental and elected leaders, and interaction with local builders and contractors.

BayREN's position is that solutions informed by field measurements will increase the quality of inspections through better technology, training, and new approaches to institutional problems in the inspection process. By delivering services through local

Subprogram BayREN03 — Codes and Standards Subprogram

governments, BayREN will support building departments and inspectors with key training and technical and verification resources to enforce the code more effectively. This, in turn, will enhance the training of contractors and other essential stakeholders in the building industry.

Reach Codes (Lead)

A number of BayREN members have been developing and passing reach codes in their respective jurisdictions for years. They possess the knowledge not only of the rules governing code development, but also of the stakeholder process necessary to achieve the political support to have codes adopted. Among the activities listed in PG&E's C&S PIP for 2013–14 are: providing a “road map” of policy guidelines for adopting a reach code; providing a “reach code ordinance template”; facilitating public workshops and presentations to interested stakeholders; and working with market actors to conduct “outreach to local governments” regarding code assistance. It is BayREN's position that these and related activities would be more effectively conducted by the pool of experts within the local governments on a peer-to-peer basis. With resources to establish a BayREN support system that could serve all nine counties, the potential for adoption of new, more consistent codes would be greatly increased. This regional approach would serve the interests of contractors, industry stakeholders, and policymakers alike. The model could be extended to include adjoining counties and also be replicated in regions throughout the state.

Advocacy for Statewide Codes and Standards (Support)

In the development of codes and standards, there are many levels of interaction, and each party has strengths to contribute. While members of BayREN are active in some of the key agencies, organizations,²⁰ and decision making processes at the national and state level—our greatest expertise and influence is at the local level. Emphasizing core strengths of local governments, IOUs, state agencies, and other stakeholders will be the best strategy for advancing the adoption of effective regulations going forward. Therefore, we propose a model that leverages the strengths of local governments in advocacy work for stricter Codes and Standards that will help jurisdictions meet their own sustainability goals, which ultimately contribute to the State's goals. Contributions local governments would make include: documenting and sharing the results of reach code implementation from all BayREN jurisdictions where such codes are in place; presenting case studies of any emerging technology efforts being carried out in the region; participating in stakeholder meetings where new codes and standards opportunities are being assessed; and using local administrative incentives to pilot new reach codes and enforcement approaches.

Local jurisdictions have successfully used local administrative incentives to pilot new code approaches in the recent past. Prior to adopting reach codes, several Bay Area jurisdictions offered priority in permitting queues, increased floor area ratio, or other incentives in return for voluntary commitment to obtain green building certifications. Obtaining commitment that a project would, for example, earn GreenPoint Rated certification yielded

²⁰ See BayREN03 Table 15.

a specific code compliance margin (typically 15%), while commitment to LEED Gold yielded commissioning and associated documentation. Offering voluntary priority permitting for Net Zero Energy Building certification, or similar, would provide the jurisdiction experience with a fundamentally new approach to energy codes. A Net Zero Energy standard is met by verifying the building is designed and built (and ideally operated) to achieve a fixed energy use intensity (total kWh or kBtu per square foot per year consumed by the building), rather than incremental improvement relative to current code.

Market Barriers.

The following represent the chief barriers to effective code compliance and enforcement that BayREN will address:

- **Gaps in understanding extent of code compliance.** There is a knowledge/research gap in the industry. Energy code compliance rates are known to be low; however, an accurate baseline has not been established. Code compliance studies are cost prohibitive to individual local governments, requiring staff time for study shadowing as well as study design and execution. Concerns about repercussions if a lack of compliance is documented make baselining/assessment activities a low priority for code officials. Therefore, it is difficult to know how effective or efficient code enforcement is across jurisdictions, code sections (e.g., specific energy measures vs. plumbing vs. green codes), and enforcement agencies (zoning, planning, inspections).
- **Patchwork of standards and their interpretation.** Differences in energy code permit processing, builder sophistication and compliance, building code amendments, and application forms/processes across jurisdictions yield a patchwork of standards and—still more problematic—inconsistent interpretation. California green building codes are new, and enforcement officials are at the front end of a steep learning curve. Issues like commissioning, as well as new technologies like demand response automation, will require education and experience to master. Complex requirements with no local and timely data to inform action tend to encourage resistance and non-compliance, thereby compromising intended savings.
- **Priority given to life-safety issues.** Building code officials are the linchpin for ensuring compliance with Title 24 and Title 20 standards, but must deliver inspection and plan review services within the political limitations of cost-recovery fee structures. Given limited time and resources, their first priority is appropriately ensuring life-safety and fire standards are met.

Subprogram BayREN03 — Codes and Standards Subprogram

- **Lack of effective training.** Training offerings for energy efficiency, water efficiency, and green building codes are scarce, not customized to the specific audiences (e.g., topics that would best aid local enforcement efforts), and are not offered at times and locations conducive to broad engagement by code enforcement agencies.
- **Lack of consistent sharing of best practices and policies.** Elected and executive level government officials have existing peer-to-peer networks for sharing best practices, but regional coordination of energy/water/green building policies and technological opportunities is infrequent. Peer-to-peer networks could benefit from increased attention on shared polices and implementation of best practices with regard to energy/green/water. While senior building officials have organizations such as CALBO, local staff have limited opportunities to learn from one another, and sharing opportunities are limited.

Actions that Address These Barriers:

The three categories listed below include activities that address a number of barriers simultaneously or at some point in a continuum. For example, baseline metrics and tracking will inform methods of improving compliance and will also support training efforts. Many of the gaps, on the other hand, will be addressed with targeted, data-driven training and/or policy support and advocacy activities.

Compliance Baseline and Tracking

Quantitative metrics are essential to improving code enforcement. To efficiently use the extremely limited time and resources dedicated to enforcing energy-related codes, it is critical to raise the baseline level of compliance for common measures and to enhance inspector efficiency. We manage what we measure. Data-driven training and quality assurance programs are proven tools for enhancing productivity in many industries, but have yet to be applied to energy code enforcement. Local governments have direct knowledge of the institutional connections that are essential to achieving higher levels of compliance in code enforcement and overcoming the barriers and challenges to increased compliance. BayREN's Compliance and Tracking component will include:

- Compliance audits, including field testing, to establish baselines and improve energy code compliance in the 9-County Bay Area.
- Regular compliance checks to institutionalize quality assurance as a fundamental practice in enforcement agency management. Provide code compliance assessments to staff as tools to study and improve contractor performance first and foremost, and not as a critique of the inspector's performance.
- Utilization of networks to access compliance officials to develop compliance metrics and establish compliance baseline conditions in order

to prioritize future training and technical support, as well as better attribute energy savings to improved code enforcement.

- Establish a steering committee or network composed of local officials to engage local staff, drive buy-in, and ensure metrics are meaningful within the context of their duties.
- Focus on value-add propositions (such as on-site training, new managerial tools, and more efficient compliance checks) in return for access and establishment of reliable local baselines of compliance with energy/water/green building codes and policies.
- Use on-site verification as a mechanism to determine levels of compliance and knowledge. Use assessments to design trainings to improve the performance of both contractors and inspectors.
- As local governments, we are particularly attuned to the political landscape in which a measurement system must be designed. It is critical that the QA program be sensitive to agency political reality, recognize that agency resources are limited, and be designed to enhance compliance without penalizing jurisdictions that can most benefit from improved outcomes.

Education and Training

As local governments, we can provide trainings that will be well received by building and related departments and staff. We can also design trainings (informed by metrics) to increase enforcement and compliance with energy/water/green building codes and policies using a comprehensive approach. To optimize compliance, all market actors—designers, builders, inspectors, state and local regulators, and IOUs—must understand current performance levels and have effective feedback to motivate improvement. Some identified needs are:

- Begin to provide quality assurance for code enforcement by using sampling methods to audit compliance throughout the process—from application/plan check to site inspection and certificate of occupancy or final permit approval.
- Provide quarterly regional trainings that address basics of compliance and enforcement to a wide audience. Invite contractors and other outside stakeholders as appropriate. Include field-training exercises.
- Provide monthly local trainings to line and field staff on energy codes, technologies, and implementation of best practices. Focus trainings on measures and enforcement practices with the greatest potential for improvement and energy savings (such as HVAC, lighting, plumbing/hot water, and commissioning). Hold trainings in locations and at times that dovetail with staff training hours in order to minimize travel and increase participation.

Subprogram BayREN03 — Codes and Standards Subprogram

- Provide monthly local specialized workshops targeting the responsibilities of specialist staff, such as plumbing and electrical inspectors, to verify energy and water efficiency.
- Include subcontracted third-party verification entities for training assistance where practical (building inspection consultants, green building raters, etc.).
- Deliver training addressing the water-energy nexus in partnership with water utilities (e.g., trainings on solar hot water, efficient plumbing fixtures and fittings, and irrigation systems commissioning).
- Train building permit staff in current energy efficiency and green building techniques, technologies, regulations, and incentive programs such as the PG&E WHUP and Flex Package, so they can be frontline representatives for property owners seeking to remodel, upgrade, or build new structures.
- Offer co-training/certification programs and industry update workshops to provide an opportunity for building code officials, planners, engineers, building trade professionals, and technology vendors to learn together and share knowledge.
- Provide co-training opportunities for building code officials, planners, engineers, building trade professionals, technology vendors, and contractors to encourage better understanding of the needs of the other parties, facilitate effective working relationships, and find opportunities to save time and expedite projects.
- Engage with the California Contractors State Licensing Board to notify contractors about the new quality assurance efforts, training opportunities, and enhanced enforcement campaign. Widespread understanding that energy codes will receive greater enforcement attention is the most powerful tool available to increase compliance.
- A regional body of elected officials and local government staff, sophisticated in energy efficiency and green building principles and measures, can be a highly-effective communications resource across the greater constituencies of the Bay Area. These actors have unique opportunities for sharing key ideas and benefits with the public, whether in public meetings, civic events, or during the regular course of business. This model also promotes better policymaking because implementation is considered during adoption.
- Establish regular opportunities to educate and train municipal staff at the local site. Provide workshops around the Bay Area, such that each jurisdiction can attend within a 20 minute commute or less.
- Provide ongoing educational programs for government elected officials on energy policies, regulations, and funding opportunities.

- As codes change, it is critical to ensure that enforcement staff are expert in the specifics of such changes. However, the pace of change in energy and green building codes is much more dramatic than in other building standards. Peer-to-peer training and forums for professional exchange among inspection staff will help leverage and reinforce existing training resources for contractors and design professionals. Since the most costly system is one that must be installed multiple times, enhancing the perception of inspector priority on energy codes will help motivate the industry to understand and comply with requirements.

Policy Support and Advocacy

The Bay Area is home to some of the most innovative energy policies in the country, and the BayREN will utilize its collective expertise to propagate regional efforts for better and more consistent code enforcement and standards development. Local governments can learn more from one another than is often possible from third-party consultants.

- Provide “train the trainer” meetings to regional leaders to enable them to deliver best practices and expert content at trainings and site visits provided to peer agencies
- Leverage, evolve, and promote existing policy resources and toolkits
- Support a public agency forum and convene quarterly forums for sharing best practices such as interagency coordination or adoption of building labeling and disclosure policies
- Engage CEC and CalBO in alignment of interpretation of state codes by local officials (e.g., installation of insulation triggers a permit and inspection in some communities, but not others)
- Coordinate and engage in the code development processes, such as Title 24 and Title 20 energy standards, CALGreen, and IgCC
- Share experience and lessons learned in development of reach codes with local government peers
- Advocate for statewide codes and standards by presenting results of regional reach codes

b) Subprogram Energy and Demand Objectives

BayREN03 Table 2: Projected Subprogram Net Energy and Demand Impacts, by Calendar Year

	Program Years		Total
	2013	2014	
Codes and Standards Program			
GWh	2.67	4.96	7.63
Peak MW	0.33	0.62	0.95
Therms (millions)	0.07	0.12	0.19

c) Program Non-Energy Objectives

i. SMART non-energy objectives of the program

Compliance Baseline & Tracking:

- During the period 2013–2014, all nine counties will establish a compliance baseline
- During the period 2013–2014, develop a regional plan for measurement-driven energy code compliance quality assurance

Code Enforcement Education & Training

- During the period 2013–2014, 71 workshops will be conducted throughout the nine Bay Area counties. Metric Type 2b.
- During the period 2013–2014, 7 professional forums will be conducted within the nine Bay Area counties. Metric Type 2b.
- Establish local government marketing and outreach coordinators in all 9 counties.

Reach Codes (Local Adoption and Implementation)

- During the period 2013–2014, all 9 counties will receive updated model policy tools for adopting reach codes.
- During the period 2013–2014, provide four “train the trainer” meetings to engage regional leaders to deliver best practices and expert content at trainings and site visits provided to peer agencies.

Policy Support and Advocacy (Statewide and Reach Codes)

- During the period 2013–2014 engage in stakeholder processes with the CEC, Building Standards Commission, Housing and Community Development, and other state agencies responsible for codes and standards development.

ii. See above.

iii. Relevant baseline data

Compliance Baseline & Tracking

Compliance baseline and savings potential from compliance enhancement are informed by PG&E 2013–2014 Codes and Standards Program Implementation Plan, with supporting details from the Commission’s Energy Division Proposal for 2013–2014 Energy Efficiency Goals, and the potential study embedded therein.

Local compliance baselines do not exist but will be developed through this program.

Code enforcement education and training

Objectives for training were drawn from prior work in Alameda, San Francisco, and Sonoma Counties and scaled regionally.

Reach Codes, & Policy Support and Advocacy

In 2004, Bay Area local governments formed a Public Agency Council to coordinate the development of green building codes. This policy forum was hosted by Build It Green and met quarterly through 2010, and numerous local governments participated over the six years. In 2010–2011, the Bay Area Climate Collaborative—a public-private consortium including 16 major regional jurisdictions and 25 corporate and non-profit partners—assessed the status of local green building code adoption, and provided recommendations for consistent reach codes informed by local experience and the then-new California Green Building Standards.

iv. Quantitative program targets

BayREN03 Table 3: Quantitative Program Targets

Target	2013	2014
Compliance Baseline and Tracking (With improved metrics for compliance tracking)	9 counties	9 counties
Code Enforcement Education and Training	33 trainings/ 750 trainees	38 trainings/ 900 trainees
Policy Support and Advocacy	150 forum participants	200 forum participants

d) Cost-Effectiveness/Market Need:

There is substantial precedent recognizing the value of enforcement and verification as sources of energy savings. Codes and standards have been recognized in ratepayer funded portfolios, and—for example—contributed to 19% of projected IOU 2010–2012 portfolio energy (kWh) savings.²¹ We propose that savings attributable to the BayREN Codes and Standards Subprogram be a function of the documented change in code compliance from baseline to the end of the program delivery period.

Cost-effectiveness calculations have been substantially informed by the methodology applied by IOU Codes and Standards enhancement programs.

The “Addendum to the 2011 Potential Study in Support of the [Commission Staff]’s Goals Proposal” suggested a statewide compliance rate for post-2005 Title 24 building standards of 83%, and a goal of achieving 100% compliance in 6 years, or two code cycles. The gross energy savings target for code compliance enhancement in PG&E’s 2013–2014 Codes and Standards Implementation Plan (42 GWh) is significantly less than the savings

²¹ http://docs.cpuc.ca.gov/PUBLISHED/FINAL_DECISION/166830-10.htm#P1907_425870

Subprogram BayREN03 — Codes and Standards Subprogram

required to be on track to meet the Commission's goals (125.9 GWh) within two code cycles.

We propose increasing ratepayer investment in codes and standards within the BayREN in order to make substantial progress toward the Commission's goal of 100% compliance. More fundamentally, we propose to engage local governments in an integrated, measurement-driven management process, which will be necessary to achieve the Commission's goal.

For further justification of market need, refer to Quantec (2007), (http://www.energycodes.gov/publications/research/documents/codes/ca_codes_standards_adopt_noncompliance.pdf), and to the decision establishing this proposal opportunity.

e) **Measure Savings/ Work Papers**

i. *Indicate data source for savings estimates for program measures (DEER, custom measures, etc.).*

To determine the BayREN Codes & Standards Subprogram target energy savings, a top-down approach was utilized to derive these figures based on PG&E net projected savings for their 2013–2014 C&S Program as summarized in Table 6 of the PG&E “2013–2014 Energy Efficiency Portfolio Statewide Program Implementation Plan Codes and Standards.” For this approach, we first determined the percentage of total PG&E customer population within the BayREN region, which provided weighted target savings for the BayREN region as compared to PG&E's complete service territory estimates. Once we established the customer percentage break-out for the BayREN region, we extracted the PG&E C&S target savings from Table 6, as mentioned above for PG&E's Compliance Improvement and Reach Codes subprograms, and applied the BayREN population factor to these energy savings goals.

Because the BayREN proposed C&S energy savings were determined as a specific percentage of the PG&E C&S efforts, the BayREN E3 calculator entries for codes and standards follow a similar approach as that used by PG&E.

For instance, all of the parameters describing the nature of the program were kept the same as for PG&E (e.g., the net-to-gross ratio, the load profile, etc.) with the following exceptions: 1) the overall net cost for the measure installation is proportionally the same as that proposed by PG&E, 2) the “number of units” were defined to properly distribute the anticipated energy savings between quarters, and 3) the per-unit savings were defined to produce the overall expected savings. As in the PG&E submission a “unit” of effort was not specified, because the program targets are defined in terms of combined savings per quarter.

Subprogram BayREN03 — Codes and Standards Subprogram

ii. Indicate work paper status for program measures

BayREN03 Table 4: Work Paper Status

#	Work Paper Number/Measure Name	Approved	Pending Approval	Submitted but Awaiting Review
1	None Planned			

10. Program Implementation Details

a) Timelines

BayREN03 Table 5: Subprogram Milestones and Timeline

Milestone	Date
Project Initiation Meeting	11/1/2012
RFPs for Regional/Local Training Providers	12/1/2012
Compliance Baseline Tracking Strategy Developed	1/31/2013
Marketing/Outreach Strategy Developed	1/31/2013
Policy Support and Advocacy Strategy Developed	1/31/2013
Compliance Baseline Tracking Launch	2/1/2013
Marketing/Outreach Launch	2/1/2013
Public Agency Forum Launch	3/1/2013
RFPs for Specialty Training Providers	3/1/2013
Regional and Local Trainings Launched	4/1/2013
Specialty Trainings Launched	7/1/2013
Enhanced Tools and Metric for Compliance Developed	9/30/2013
Compliance Assessments Initiated	10/1/2013
Quarterly Progress Reports	3/31/2013 – 12/8/2014

b) Geographic Scope

BayREN03 Table 6: Geographic Regions Where the Program Will Operate

Geographic Region	Codes and Standards Program	Geographic Region	Codes and Standards Program
CEC Climate Zone 1		CEC Climate Zone 9	
CEC Climate Zone 2	X	CEC Climate Zone 10	
CEC Climate Zone 3	X	CEC Climate Zone 11	
CEC Climate Zone 4	X	CEC Climate Zone 12	X
CEC Climate Zone 5		CEC Climate Zone 13	
CEC Climate Zone 6		CEC Climate Zone 14	
CEC Climate Zone 7		CEC Climate Zone 15	
CEC Climate Zone 8		CEC Climate Zone 16	

Subprogram BayREN03 — Codes and Standards Subprogram

c) Program Administration

BayREN03 Table 7: Program Administration of Program Components

Program Name	Program Component	Implemented by BayREN staff	Implemented by contractors to be selected by competitive bid process	Implemented by contractors NOT selected by competitive bid process	Implemented by local government or other entity (X = Yes)
Codes and Standards Program	Compliance baseline and tracking				X
	Develop tools and metrics for compliance		X		
	Conduct compliance assessments				X
	Quarterly regional trainings		X		
	Local trainings		X		X
	Specialty trainings		X		X
	Marketing/Outreach for training (1 lead per county)		X		X
	Develop a public agency forum	X	X		X
	Leverage, evolve, and promote existing policy resources and toolkits				X
	Engage in the codes and standards development processes	X	X		X
	Quarterly Reporting	X	X		X

d) Program Eligibility Requirements

- i. Customers — Utility customers will not be a targeted population for this subprogram.

BayREN03 Table 8: Customer Eligibility Requirements

Customer Eligibility Requirement
N/A

Subprogram BayREN03 — Codes and Standards Subprogram

ii. *Contractors/Participants:*

BayREN03 Table 9: Contractor/Participant Eligibility Requirements

Contractor Eligibility Requirement
Licensed Contractors performing building improvements targeted by codes and standards addressed by the program (B, C20, C10, etc.).
Building and specialty (electrical, plumbing, etc.) inspectors and building department staff in Bay Area municipalities

e) **Program Partners**

i. *Manufacturer/Retailer/Distributor partners*

This subprogram will not include any upstream activities, and therefore will not include any manufacturer/retailer/distributor partners.

BayREN03 Table 10: Manufacturer/Retailer/Distributor Partners

Manufacturer/Retailer/Distributor Partner Information	BayREN03
Manufacturers enrolled in program	None
Manufacturers targeted for enrollment in program	None
Retailers enrolled in program	None
Retailers enrolled in program	None
Retailers targeted for enrollment in program	None
Distributors enrolled in program	None
Distributors targeted for enrollment in program	None

Subprogram BayREN03 — Codes and Standards Subprogram

ii. *Other key program partners*

Effective enforcement requires the collaboration of local governmental agencies, IOUs, and public-private organizations. Our existing relationships with the following groups will be utilized to foster greater collaboration and enforcement of energy/water codes and standards.

CALBO and other regional building official networks	City and County of San Francisco
California State Contractor Licensing Board	City of Suisun City
Planning department professional networks	County of Contra Costa
Water utilities and retailers	County of Marin
PG&E Codes and Standards group	County of Napa
California Energy Commission	County of San Mateo
Bay Area Climate Collaborative	County of Santa Clara
Build It Green	Marin Clean Energy Authority
US Green Building Council	Pacific Gas& Electric
ASHRAE, NFRC, CRRRC, etc. national organizations	Sonoma County Regional Climate Protection Authority
	StopWaste.Org (Alameda County Waste Management Authority)

f) **Measures and Incentive Levels**

No incentives will be offered by this subprogram.

BayREN03 Table 11: Summary Table of Measures, Incentive Levels and Verification Rates

Measure Group	Market Actor Receiving Incentive or Rebate	BayREN	
		Incentive Level	Installation Sampling Rate
N/A			

Subprogram BayREN03 — Codes and Standards Subprogram

g) Additional Services

BayREN03 Table 12: Additional Services

Additional Services that the Subprogram Will Provide	To Which Market Actors	BayREN
Compliance baseline and tracking	Building Officials/Departments	Fully Funded
Develop tools and metrics for compliance	Building Officials/Departments	Fully Funded
Conduct compliance assessments	Building Officials/Departments	Fully Funded
Develop a public agency forum	Building Officials/Departments; Contractors; Code Enforcement Training Organizations	Fully Funded
Leverage, evolve, and promote existing policy resources and toolkits	Building Officials/Departments; Contractors; Code Enforcement Training Organizations	Fully Funded
Engage in the codes and standards development processes	Building Officials/Departments; CALBO; CEC; CalGREEN; IgCC	Fully Funded

h) Subprogram Specific Marketing and Outreach

Program specific Marketing and Outreach will be directed at the local level in each of the nine Bay Area counties. These activities will primarily focus on conducting outreach to individual building departments within county municipalities to tailor training deployment to be aligned with local needs and to drive participation in the trainings.

BayREN03 Figure 1: Marketing Timeline

Obj.	Description	2013				2014			
		Q1	Q2	Q3	Q4	Q1	Q2	Q3	Q4
2	Code Enforcement Education & Training — Informed by Metrics								
2.1	Quarterly regional trainings		X	X	X	X	X	X	
2.2	Local trainings		X	X	X	X	X	X	X
2.3	Specialty trainings			X	X	X	X	X	X
2.4	Marketing/Outreach for training (1 lead per county)	X	X	X	X	X	X	X	X

Subprogram BayREN03 — Codes and Standards Subprogram

i) Subprogram Specific Training

Benefits: Informed constituents. A regional body of elected officials and local government staff, sophisticated in energy efficiency and green building principles and measures, can be a highly-effective communications force across the greater constituencies of the Bay Area. These actors have a unique ability for sharing key ideas and benefits with the public, whether in public meetings, civic events, or during the regular course of business. This model also promotes better policymaking since implementation is considered during adoption.

- Establish regular opportunities to educate and train municipal staff at the local site. Provide workshops around the Bay Area, such that each jurisdiction can attend within a 20 minute commute or less.
- Provide ongoing educational programs for government elected officials on energy policies, regulations, and funding opportunities.
- Train building permit staff in current energy efficiency and green building techniques, technologies, regulations, and incentives programs such as Energy Upgrade California, so they can become frontline representatives for property owners seeking to remodel, upgrade, or build new structures.

Co-Training:

Benefits: Training/certification programs and industry update workshops provide an opportunity for building code officials, planners, engineers, building trade professionals, and technology vendors to learn together and share knowledge.

- Provide co-training opportunities for building code officials, planners, engineers, building trade professionals, technology vendors, and contractors to encourage better understanding of the needs of the other parties, facilitate effective working relationships, and find opportunities to save time and expedite projects.

BayREN03 Figure 2: Training Timeline

Obj.	Description	2013				2014			
		Q1	Q2	Q3	Q4	Q1	Q2	Q3	Q4
2	Code Enforcement Education & Training — Informed by Metrics								
2.1	Quarterly regional trainings		X	X	X	X	X	X	
2.2	Local trainings		X	X	X	X	X	X	X
2.3	Specialty trainings			X	X	X	X	X	X
2.4	Marketing/Outreach for training (1 lead per county)	X	X	X	X	X	X	X	X

Subprogram BayREN03 — Codes and Standards Subprogram

j) Subprogram Software and/or Additional Tools

i. Software

Software and/or technology based solutions (paperless/tablet PC inspection forms, etc.) will be identified through the program's Compliance Assessment activities.

ii. Audits

Pre-implementation audit required ___ Yes X No

Post-implementation audit required ___ Yes X No

iii. As applicable, indicate levels at which such audits shall be rebated or funded, and to whom such rebates/funding will be provided (i.e. to customer or contractor).

No funding will be provided to incent audits in this subprogram.

BayREN03 Table 13: Post-implementation Audits

Levels at Which Program Related Audits Are Rebated or Funded	Who Receives the Rebate/Funding (Customer or Contractor)
None	N/A

k) Subprogram Quality Assurance Provisions

BayREN03 Table 14: Quality Assurance Provisions

Program Element	QA Requirements	QA Sampling Rate (Indicate Pre/Post Sample)	QA Personnel Certification Requirements
Codes and Standards	None	N/A	N/A

l) Subprogram Delivery Method and Measure Installation /Marketing or Training: No additional marketing or training will be provided.

m) Subprogram Process Flow Chart

A process flow chart was not included for this subprogram as there is no direct program process flow for this subprogram.

Subprogram BayREN03 — Codes and Standards Subprogram

n) Cross-cutting Subprogram and Non-IOU Partner Coordination

BayREN 03 Table 15: Cross-cutting Subprogram and Non-IOU Partner Coordination

Codes and Standards Subprogram		
IOU Program Name	Coordination Mechanism	Expected Frequency
IOU energy efficiency rebates, direct install programs, demand response, local government partnerships, etc.	Regional coordination, rebate coordination,	Quarterly
PG&E Codes and Standards Group	Regional coordination, cross promotion	Quarterly
Coordination Partners Outside the Commission	Coordination Mechanism	Expected Frequency
California Energy Commission	Standards monitoring, training coordination, outreach	Quarterly
CALBO and other regional building official networks	Regional coordination, training assistance, marketing/outreach, peer-to-peer network	Quarterly
Planning department professional networks	Regional coordination, training assistance, marketing/outreach, peer-to-peer network	Quarterly
Water utilities and retailers	Regional coordination, rebate coordination	Quarterly
Build It Green	Standards monitoring, training coordination, outreach	Quarterly
Bay Area Climate Collaborative/Silicon Valley Leadership Group	Regional coordination, training assistance, marketing/outreach, peer-to-peer network	Quarterly
California Building Standards Commission/Housing and Community Development	CalGREEN development process; training engagement/partnerships	Quarterly
California State Contractor Licensing Board	Coordination, outreach	Quarterly
Bay Area Green Business Program	Regional coordination, integrated services	Quarterly
U.S. Green Building Council	Training, standards monitoring and development	Quarterly
Energy Star	Standards monitoring and development assistance	Quarterly
ASHRAE, NFRC, CRRC, other national organizations	Standards monitoring and development assistance	Quarterly

Subprogram BayREN03 — Codes and Standards Subprogram

o) Logic Model

Logic Model provided in Attachment 1.

The logic informing the BayREN Codes and Standards Subprogram design is shaped by existing local government code enforcement activities and known challenges. BayREN proposes to meet its C&S milestones and goals by establishing and supporting compliance quality assurance programs at individual jurisdictions, developing and delivering local trainings that target data-driven priorities for enhancing enforcement, and developing forums for sharing best practices, resources, and tools. The theory underlying the BayREN Codes and Standards Subprogram is that the most effective way for the Commission to attain the expected goals in this area is to enable those with the greatest expertise and core competency to manage and implement the appropriate program activities.

11. Additional Subprogram Information

a) Advancing Strategic Plan Goals and Objectives

BayREN03 Figure 3: Strategic Plan Alignment

BayREN Codes and Standards Program Alignment with California Long-Term Energy Efficiency Strategic Plan		
Local Governments		
Strategy Number	Strategy	BayREN Program Strategy
1-1	Develop, adopt, and implement model building energy codes (and/or other green codes) more stringent than Title 24's requirements, on both a mandatory and voluntary basis; adopt one or two additional tiers of increasing stringency	Coordination on these topics will be part of Objective 3: Policy Support & Advocacy
1-2	Establish expedited permitting and entitlement approval processes, fee structures, and other incentives for green buildings and other above-code developments	Coordination on these topics will be part of Objective 3: Policy Support & Advocacy
1-3	Develop, adopt, and implement model point-of-sale and other point-of-transactions relying on building ratings to increase efficiency in existing buildings	Coordination on these topics will be part of Objective 3: Policy Support & Advocacy
1-5	Develop broad education program and peer-to-peer support to local governments to adopt and implement model "reach" codes and/or point-of-sale policies	Part of Objective 3: Policy Support & Advocacy
1-7	Develop energy efficiency related "carrots" and "sticks" using local zoning and development authority	Coordination on these topics will be part of Objective 3: Policy Support & Advocacy
2-1	Statewide assessment of local government code enforcement and recommendations for change	Regional assessment is part of Objective 1: Compliance Baseline & Tracking
2-2	Dramatically improve compliance with and enforcement of Title 24, including HVAC permitting and inspection requirements (including focus on peak load reductions in inland areas)	Objective 1: Compliance Baseline & Tracking; Objective 2: Code Enforcement Education & Training; sharing of best practices via Objective 3: Policy Support &

Subprogram BayREN03 — Codes and Standards Subprogram

BayREN Codes and Standards Program Alignment with California Long-Term Energy Efficiency Strategic Plan		
		Advocacy
2-3	Local inspectors and contractors hired by local governments shall meet the requirements of the energy component of their professional licensing (as such energy components are adopted)	Objective 2: Code Enforcement Education & Training will inform these processes at the local level
4-3	Statewide liaison to assist local governments in energy efficiency, sustainability, and climate change programs	Objective 3: Policy Support & Advocacy
4-4	Develop local projects that integrate energy efficiency, DSM, and water/wastewater end uses	Objective 3: Policy Support & Advocacy
5-1	Create a menu of products, services, approved technologies, and implementation channels to guide local governments that currently lack deep expertise in energy efficiency	Objective 3: Policy Support & Advocacy
5-2	Develop model approaches to assist local governments participating in regional coordinated efforts for energy efficiency, DSM, renewables, green buildings, and zoning	Objective 3: Policy Support & Advocacy

b) Integration

i. Integrated/coordinated Demand Side Management

BayREN03 Table 16: Non-Energy Efficiency Subprogram Information

Codes and Standards		
Non-Energy Efficiency Subprogram	Budget	Rationale and General Approach for Integrating Across Resource Types
Water Utility Indoor Water Efficiency Incentive Programs	Vary	Coordination of training, standards monitoring and development
Local Government Outdoor Water Efficiency Programs (e.g., Lawn Conversion Rebates, Bay-Friendly Landscaping and Gardening)	Vary	Coordination of training, standards monitoring and development
Green Point Rated	Unavailable	Coordination of training, standards monitoring and development
U.S. Green Building Council	Unavailable	Coordination of training, standards monitoring and development

ii. Integration across resource types (included in Table 16 above)

c) Leveraging of Resources

Alameda County, San Francisco County, and Sonoma County have each made significant investments in codes and standards, which will be leveraged for this effort.

Alameda County (StopWaste.Org): Since 2001, StopWaste.Org has provided green building education, grants, and technical assistance to showcase leadership from the public sector. StopWaste.Org has assisted or given out grants and services totaling more than \$3.5 million to civic and non-profits projects, provided training seminars and scholarships to hundreds of city/county staff, and helped establish green building ordinances (or “reach” codes) in every municipality in Alameda County. StopWaste.Org’s green building program was recently recognized by the U.S. Green Building Council as the “Most Market Transforming” local government program in California, (see www.usgbc.org/california10). Features and accomplishments of StopWaste.Org include:

- Supplemental Verification Manual for CalGREEN Tiers that reduces ambiguity for inspectors and is compatible with 3rd party rating systems.
- Field-based building inspector training in verifying energy efficiency and green building measures.
- Mandatory policy toolkit for reach codes, including model findings for the California Building Standards Commission, a countywide cost-effectiveness study (now replicated by PG&E for its entire territory).
- Convened and sponsored regional policy networks and training sessions such as the Build It Green Public Agency Council and annual green building update seminars (2008-present).
- Funded development of verification checklists and rating systems to increase accountability: Build It Green’s GreenPoint Rated, Bay-Friendly Coalition’s rating system for landscapes, and the Small Commercial Checklist for Alameda County.
- Formed the Alameda County Water Supplier’s Council to address water/energy planning, such as rebate coordination, codes and standards tracking, and training opportunities.
- Engaged in creating standardized tools and model policies for energy/green labeling and disclosure for commercial and residential buildings through an Innovator Pilot grant .

San Francisco: The City and County of San Francisco has been a national leader in adopting energy efficiency and green building policies. In 2011, the World Green Building Council awarded San Francisco its highest Leadership Award for “Excellence in City Policy for Green Building.” In 2011 and 2010, San Francisco was recognized as the top office market in the United States in the Northwest Energy Efficiency Alliance/Cushman & Wakefield Green Building Opportunity Index, and was recognized by Siemens and the

Subprogram BayREN03 — Codes and Standards Subprogram

Economist Business Intelligence Unit as the greenest major city in the United States and Canada Green City Index. San Francisco has received these honors in part because it:

- Developed and implemented San Francisco's Green Building Ordinance, which includes all California Green Building Standards Code requirements, and:
 - Requires all buildings to beat Title 24 Energy Standards by at least 15%, to meet stricter requirements for storm water management, irrigation, and construction and demolition debris diversion.
 - Requires all new residential buildings to meet GreenPoint Rated standards.
 - Requires that all new large commercial buildings, as well as certain large tenant improvements, be designed and built to the LEED Gold standard.
 - The Existing Commercial Buildings Energy Performance Ordinance requires non-residential buildings larger than 10,000 gross square feet to annually benchmark energy performance with Energy Star Portfolio manager, and to obtain an energy audit or retrocommissioning at least once every five years.
 - Passed and implemented a Commercial Lighting Efficiency Ordinance that sets performance requirements for all 4' and 8' fluorescent fixtures, interior and exterior, including multi-family common areas.

Sonoma County: The *2010 Sonoma County Solar Implementation Plan* and the stakeholder process leading to its completion helped instigate a move to streamline green codes countywide. Currently all Sonoma County governments have adopted CalGREEN Tier 1. Local building officials used the Redwood Empire Association of Code Officials (REACO) as a platform to educate electeds, building staff, and most importantly designers, architects, builders, developers, and builders exchanges and other trade groups about the benefits of adopting the new CalGREEN codes. REACO has a green code committee that acts as an advisory body for local officials. They have a successful model for building local support. This is an example that BayREN could leverage for wider participation.

http://www4.eere.energy.gov/solar/sunshot/resource_center/sites/default/files/solar_implementation_plan_final-05-10-10.pdf

- REACO partners also developed “checklists” including a generic list and jurisdiction-specific lists that include sections for related code issues that must remain custom to each government, such as water-related codes
- REACO promoted CalGREEN adoption and enlisted 42 fire districts to adopt uniform fire codes as well; fire code overlaps energy upgrades in several areas including solar installations.
- Developed a standard solar permit that is used throughout the County.

Subprogram BayREN03 — Codes and Standards Subprogram

- Local remodeling goal: Locally, some jurisdictions have set minimum code compliance at 500 square feet, which encompasses many remodeling projects and promotes upgrades in existing building stock

d) **Trials/ Pilots**

No trials or pilots will be operated as part of this program.

e) **Knowledge Transfer**

As one of its core activities, this program will utilize several strategies to disseminate best practices and lessons learned, including: Support a public agency forum, and convene seven (7) quarterly forums, for sharing best practices, such as interagency coordination or adoption of building labeling and disclosure policies

- Provide “train the trainer” engagement to engage regional leaders to deliver best practices and expert content at trainings and site visits provided to peer agencies.
- Leverage, evolve, and promote existing policy resources and toolkits
- Engage CALBO in alignment of interpretation of state codes by local officials. (Examples: Installation of insulation triggers a permit and inspection in some communities, but not others.)
- Coordinate and engage in the code development processes, such as Title 24 energy standards, CalGREEN, and IgCC.

12. **Market Transformation Information**

a) **Market Transformation Objectives**

The market transformation objectives of the BayREN Codes and Standards Program are the following:

- Increased general knowledge, understanding, and measurement of baselines of code compliance with existing energy/water/green building codes and policies.
- Improved metrics for compliance tracking, enhanced compliance understanding and enforcement, and increased documentation of code compliance quality assurance/verification in the nine BayREN counties and encompassed municipalities.
- Increased standardization of local reach codes across BayREN counties and incorporation of same reach codes into code development processes, such as Title 24 energy standards, CALGreen.

b) Market Description

Market actors include:

- **Local Governments** — Set greenhouse gas emissions, energy savings, and other sustainability goals and implement programs to meet those goals. Support IOU energy efficiency programs through professional and customer outreach, coordination amongst local actors, enforcement of code. Pilot energy efficiency programs.
- **Building and Specialty Inspectors/Code Officials** — Professionals employed in the establishment and enforcement of building codes, including life and fire safety, energy, and other codes and standards.
- **Local Policy Makers** — Local government staff, department heads, and elected officials charged with setting local codes and standards.
- **General Contractors** — Oversee delivery of residential remodels, other installation work. May perform direct installation or subcontract to specialty contractors. May be associated with whole house/building performance upgrades and Energy Upgrade California.
- **Specialty Contractors** — Have specialty license in HVAC, Insulation and deliver installation. May also perform whole house/building and general contracting duties. May or may not be associated with whole house/building performance upgrades and Energy Upgrade California.
- **Green Building Professionals** — Building professionals, including general and specialty contractors, who are trained in delivering or assessing technical work that incorporates additional green building concerns beyond energy efficiency, such as outdoor water efficiency, indoor air quality, resource conservation, and low-impact development/site water management. Serve as private contractors or on behalf of green building rating and incentive programs.
- **Energy Consultants/Raters** — Provide energy analysis and modeling services to owners and builders for code compliance. Includes HERS raters.
- **Professional boards and organizations (CALBO, CSLB, etc.)** — Centralize outreach channels to facilitate communication to targeted communities including building officials, contractors, and policy makers.
- **Code development agencies and organizations (CEC, CALGreen, and IgCC)** — Influence new code and standards development.
- **IOUs** — Run energy efficiency incentive programs. Conduct contractor management, quality assurance, program administration for these programs.

- **Workforce Training Organizations** — Community colleges, professional training organizations, workforce investment boards, and nonprofit programs that provide job training and placement services for new professionals.
- **Non-Energy Efficiency and Conservation Programs** — Water utility, local government, green building, and other programs that promote and incent resource conservation, air quality, green products, and other non-energy efficiency efforts.
- **Other Relevant Professional Trades** — Includes all professional industries and associations that may affect property owner and building professional choices, including real estate professionals, product manufacturers and suppliers. These actors affect behavior of their clients through the services they offer and products they provide.

c) **Market Characterization and Assessment**

Many of the market barriers associated with energy efficient codes and standards are described above in the Subprogram Description and Theory. Recognizing these barriers, California has come to increasingly depend upon codes and standards to cost-effectively save energy and reduce greenhouse gas emissions. Nineteen percent of energy savings attributed to ratepayer funded programs are derived from codes and standards.²² However, there is room for improvement. The best statewide energy code enforcement study in recent years revealed noncompliance rates ranging from 28% for residential hardwired lighting to 100% for non-residential duct sealing.²³ Updates to make the state energy requirements and local reach codes more stringent have received significant attention and support in recent years. Codes are fundamental to achieving California's Zero Net Energy and greenhouse gas emission reduction goals. However, laws and regulations alone do not save energy. The intended energy savings can only be realized if code requirements are effectively enforced. To optimize compliance, all market actors—designers, builders, inspectors, state and local regulators, and IOUs—must understand their current performance and have effective feedback to motivate improvement. On the other hand, the *status quo*—complex requirements with no local and timely data to inform action—discourages compliance and erodes potential savings from more effective codes.

Building code officials, who are critical for ensuring compliance with Title 24 standards, must deliver inspection and plan review services within the political limitations of cost-recovery fee structures. Given limited time and resources, their first priority is to ensure that life-safety and fire standards are met. To efficiently use the extremely limited time and resources dedicated to enforcing energy-related codes, it is critical to raise the baseline

²² http://docs.cpuc.ca.gov/PUBLISHED/FINAL_DECISION/166830-10.htm#P1907_425870

²³ Quantec (2007),

http://www.energycodes.gov/publications/research/documents/codes/ca_codes_standards_adapt_noncompliance.pdf

While the study provided a crucial snapshot of enforcement across the state, a single study that included only one Bay Area jurisdiction (Sonoma County) does not provide specific, actionable information or a record of performance over time. A better baseline is needed to truly gauge the compliance or noncompliance of energy and water provisions of the codes.

Subprogram BayREN03 — Codes and Standards Subprogram

level of compliance for common measures and to enhance inspector efficiency. Data-driven training and quality assurance programs, which are proven tools for enhancing productivity in many industries, have yet to be applied to energy code enforcement.

As codes change, it is also critical to ensure that enforcement staff is expert in the specifics of such changes. However, the pace of change in energy and green building codes is much more dramatic than in other building standards. Peer-to-peer training and forums for professional exchange among inspection staff will help leverage and reinforce existing training resources for contractors and design professionals.

d) Proposed Interventions

Proposed interventions have been described throughout this subprogram description. A summary is provided in the table below.

BayREN01 Figure 4: Market Transformation Barriers and Interventions

Barrier	Proposed Intervention
Existing gaps in understand of code compliance	Code compliance baseline and tracking
Existing patchwork of standards and their interpretation	Audit incentives, Flex Package incentive, financing (BayREN04)
Lack of effective training	Multiple and accessible trainings to increase code enforcement and compliance
Lack of consistent sharing of best practices and policies	Best practice forums for building officials and policy makers and “train the trainer” engagement
Lack of local jurisdiction engagement in code and standards adoption processes	Build upon existing policy resources and toolkits and align local official interpretation of state codes

e) Program Logic Model: See Program Logic Model in Attachment 1

f) Market Transformation Indicators (MTIs) and Evaluation Plans

Resolution E-485 (December 2, 2010) Appendix B, lists adopted Market Transformation Indicators for the 2010-2012 Energy Efficiency Portfolio, which were then amended by Energy Division in 2011 at the direction of the Commission. To ensure consistency with adopted Market Transformation Indicators and Program Evaluation strategies, BayREN proposes the following Market Transformation Indicators, based upon the proposed amended Codes and Standards MTIs proposed by Energy Division in 2011:

- Codes and Standards MTI 3: Compliance rates of remodels triggering T24 in existing (a) homes and (b) commercial buildings in California. Metric Type 3.
- Codes and Standards MTI 4: Compliance rates of T24 in (a) new homes (b) new commercial buildings in California. Metric Type 3.
- Codes and Standards MTI 5: Percent of building departments (jurisdictions) that adopt and use tools identified as industry best practices to improve

Subprogram BayREN03 — Codes and Standards Subprogram

permit application, tracking, and inspection processes and increase regional consistency. Metric Type 3.

- Codes and Standards MTI 6: Number of measures from Voluntary beyond code standards and rating systems (LEED, CHPS, 189) that are incorporated into mandatory T24 Standards in the Residential and Commercial Sectors. Metric Type 3.
- Codes and Standards MTI 8: Number and percent of eligible jurisdictions participating in the compliance enhancement program.

Program evaluation will be conducted in coordination with EM&V activities conducted on behalf of the Commission and PG&E. BayREN partners will participate as possible in all data collection and interpretation activities, as directed by the Commission.

13. Additional information as required by Commission decision or ruling or as needed: N/A

V. SUBPROGRAM BAYRENO4

1. Subprogram Name: BayREN Energy Efficiency Financing Portfolio
2. Subprogram ID number: BayREN04
3. Type of Subprogram: Regional Energy Network
4. Market sector or segment that this subprogram is designed to serve:

a) X Residential

Including Low Income? X Yes No

Including Moderate Income? X Yes No

Including or specifically Multi-family buildings X Yes No

Including or specifically Rental units? X Yes No

b) X Commercial (List applicable NAIC codes):

- o 531312 — Non-Residential Property Managers
- o 236220 — Commercial/Institutional Building Construction (includes additions, alterations, and renovations)
- o 522110 — Commercial Banking
- o 531120 — Commercial Buildings Rental/Leasing

c) X Industrial (List applicable NAIC codes):

- o See above for Commercial; plus 236210 — Industrial Building Construction

d) X Agricultural (List applicable NAIC codes):

- o Included in Commercial/Industrial

Subprogram BayREN04 — Financing Subprogram

5. Is this subprogram primarily a:

- a) Non-resource program Yes No
- b) Resource acquisition program Yes No
- c) Market Transformation Program Yes No

6. Indicate the primary intervention strategies:

- a) Upstream Yes No
- b) Midstream Yes No
- c) Downstream Yes No
- d) Direct Install Yes No
- e) Non Resource Yes No

7. Projected Subprogram Total Resource Cost (TRC) and Program Administrator Cost (PAC)

TRC and PAC will not be calculated for this subprogram.

8. Projected Subprogram Budget

BayREN04 Table 1: Projected Subprogram Budget, by Calendar Year ²⁴

Subprogram	Program Year		
	2013	2014	Total
Admin (\$)	\$780,000	\$700,000	\$1,480,000
General overhead (\$)	\$0	\$0	\$0
Incentives (\$)	\$148,310	\$275,440	\$423,750
Direct Install Non-Incentives (\$)	\$2,810,000	\$5,170,000	\$7,980,000
Marketing and Outreach (\$) ²⁵	\$335,000	\$305,000	\$640,000
Education and Training (\$) ²⁶	\$0	\$0	\$0
Total Budget	\$4,073,310	\$6,450,440	\$10,523,750

²⁴ See BayREN01, Table 1- Projected Subprogram Budget, by Calendar Year for category definitions.

²⁵ A separate but targeted budget for the Finance Portfolio Subprogram has been included to provide ME&O specific to this program, e.g., cooperative advertising with lenders, specific lender-based collateral, and marketing directed at home financing and refinancing options.

²⁶ Education and Training under the Finance Portfolio Subprogram, e.g., for contractors, appraisers, realtors, etc., is provided for in the budgets of the Single-Family, and Multi-Family Subprograms.

9. Subprogram Description, Objectives and Theory

a) Subprogram — Financing Portfolio Elements

The BayREN Energy Efficiency Financing Portfolio (the Financing Portfolio) will provide a variety of financing options to serve diverse consumer markets (residential and non-residential) across the 9-County region. Through a cross-leveraged, multi-option financing menu, and tiered systems that scale loan and credit enhancements to energy performance, the Financing Portfolio will address gaps that emerged as key impediments to broader uptake and deeper efficiencies during the ARRA SEP. Incentives specific to the Financing Portfolio (linked to the Commercial Property Assessed Clean Energy [PACE] Program) have been designed to overcome a key commercial market barrier, while serving as high-yield, cost-effective inducements. In addition, the Financing Portfolio connects lenders, local governments, contractors, professional and trade organizations, and the utility in common messaging and marketing of the BayREN programs, featuring cash-positive and cash-neutral financing options, the value of benefits and co-benefits (including public health), and expanding the understanding and deployment of energy efficiency to the full “energy system,” as well as addressing substantial energy consumption embedded in other building systems such as water.

Specifically, the BayREN Financing Portfolio will consist of:

- o B1. Residential loan loss reserve program in Support of Energy Upgrade California Single-Family Home Projects (EUC SF-LLR)

\$3,825,000. This financing option is structured to stimulate uptake in single-family home energy efficiency projects by way of a Loan Loss Reserve (LLR), partially tiered to increase the reserve ratio for deeper projects assessed for higher efficiency improvements. This model introduces a security/assurance mechanism to promote increased lender engagement and motivate competitive interest rates. The EUC SF-LLR will stimulate demand by leveraging a common regional design and application, enhanced by the capacity of local governments to augment the program with district, agency, foundational and/or federal grants, and additional inducements (such as matched water district incentives). Similar programs established by Los Angeles County and Santa Barbara County, and national programs in Wisconsin, Missouri, Washington, Maryland, and North Carolina, demonstrate the promise of loan loss reserves to suppress default risks and lower interest rates. The funds requested would support a region-wide Bay Area program, and facilitate private sector financing for approximately 1,690 energy upgrade loans worth approximately \$25 million.

- o B2. Residential Multi-Family Capital Advance Program Pilot In Support of Energy Upgrade California Projects (EUC MF-CAP)

\$2,000,000. The EUC MF-CAP Program will be available for eligible owners of multi-family properties with at least 5 units, who undertake upgrade projects with a scope defined by the bundled measure incentive program (see BayREN02) or the PG&E WHUP Multifamily Path. The EUC MF-CAP Program will advance to participating lenders up to \$5,000 per unit or 50% of the total loan principal, at 0%. This

Subprogram BayREN04 — Financing Subprogram

arrangement results in an effective interest rate of about half of the lender's interest rate, significantly reducing the cost of capital for the property owner. The underwriting criteria and loan terms are negotiated directly with the lender, which makes the program more attractive to financial institutions, and reduces the administrative burden for program implementation. The property owner is obligated to repay the total principal, and BayREN will receive a pro rata share of each payment. The repaid funds will be available to provide principal capital for additional projects. This model has been successfully implemented by the State of New York under the NYSERDA Multi-Family Home Performance Program, and demonstrates a model that is competitive and attractive to both lenders and multi-family building owners.

The EUC MF-CAP Program is projected to reach a minimum of 1,200 units.

These program funds will be used for credit enhancement, further program development, and program administration.

The Financing Subprogram will also leverage the BayREN02 Comprehensive Multi-Family Subprogram's technical assistance to offer guidance to property owners on which financing option is appropriate for each project.

- B3. Expansion of Commercial PACE Options throughout the BayREN Area (Commercial PACE Program)

\$3,625,000. Commercial PACE programs are projected to drive energy efficiency upgrades in large-scale, commercial, industrial, and even agricultural buildings and facilities, and are presently being implemented in the Counties of San Francisco and Sonoma, as well as Los Angeles County. The BayREN model is committed to an "open market" model that will also allow property owners to arrange their own financing but which requires that they reach agreement with the primary mortgage holder on superior position of the PACE lien. The Commercial PACE Program will also independently recruit participating lenders and equity funds, and maintain a current database on Commercial PACE options as part of BayREN's one-stop Energy Efficiency Programs website.

The Commercial PACE Program will also refine and streamline program administration, sustain project momentum, track results, and improve operational efficiency and scale through web-based processes. A prudent system of audit offsets and recoupable advances—developed from lessons that have emerged from existing programs—will be applied (see B5 below) to accelerate awareness of and uptake in the subprogram. A web-based programmatic tool will consolidate, in one resource, coordinated databases that provide:

- A directory of capital providers and contractors (continuously updated)
- An automated project financing clearinghouse
- Web-based energy audit tracking
- Clearinghouse of financing options, including opportunities for cash-positive or cash-neutral project scaling

Subprogram BayREN04 — Financing Subprogram

- Reference database for lenders that will cross-reference other REN program indicators and performance

Further, the Program will deploy a dedicated Commercial PACE Loan Loss Reserve/Debt Service Reserve Fund, as an assurance fund that reduces risk to lenders and translates into lowered interest rates for property owners. Final terms and conditions on open market PACE financing deals will be examined to determine the debt service reserve impact on interest rates. A Commercial PACE LLR/Debt Service Reserve Fund also reduces foreclosure risks to first mortgage holders by providing liquidity support, and promotes acceptance by original mortgage lenders of a superiorly positioned PACE lien.

- o B4. Pay-as-You-Save[®] Energy/Water Efficiency Pilot

Up to \$650,000. The Pay-as-You-Save (PAYS[®]) Energy/Water Efficiency Pilot creates an innovative program at the water-energy nexus, targeted at measurable strategies that address the substantial energy usage embedded in residential water use. PAYS[®] is a market-based system in which customers, vendors, and capital providers, acting in their own interests, produce unprecedented resource efficiency investment that is also in society's interest. The Pilot will cover one to three jurisdictions, which will elect either to secure a third-party capital fund partner or to self-fund, to advance the costs of Basic and Basic-Plus packages of bundled measures to eligible, qualifying residential property owners (to serve homeowners and renters), with the option to expand to non-residential properties. This pilot will deploy a Certification Agent to verify eligibility based upon various factors, most importantly whether projected energy/water efficiency improvements will generate monthly bill savings in excess of the monthly project surcharge. Participants will repay project costs through a surcharge that covers the cost of measures, installation, and program administration. The surcharge is applied to water utility bills over a term of years assigned to the bundled package. Advanced measures (e.g., hot water-recirculation pumps and high-efficiency refrigerators) fall under the Pilot but are subject to a co-pay arrangement with property owners. The repayment obligation attaches to the property itself so that subsequent owners or tenants are responsible for outstanding balances, but also reap the water and energy efficiency benefits of the efficiency installations. This subprogram is forecast to execute 2,000 projects

- o B5. Financial Portfolio Commercial PACE Subprogram Incentives

\$ 423,750. Based on the experience of the San Francisco County and Sonoma County Commercial PACE Programs, the Commercial PACE Subprogram features general- and investment-quality audit incentives, which are incorporated into the budget of the Financing Portfolio Subprogram and separately described here. The incentives are structured in two classes: (1) an incentive for general audits (i.e., ASHRAE Level 1), and (2) a repayable cash advance for investment-quality audits (i.e., ASHRAE Level 2 or 3). The investment-quality audit will also require a letter of intent to (1) undertake advanced energy system (including water) improvements, failing which the audit incentive must be repaid, and (2) repay the incentive upon securing financing, which will include the full cost of an investment-grade audit (PACE financing can include

Subprogram BayREN04 — Financing Subprogram

project development costs, including the audit). The Financing Portfolio Commercial PACE incentives are designed to provide building owners return-on-investment data (not available from “walk-through audits) to minimize market barriers and drive greater demand and uptake in deep and substantial commercial-grade building improvements. The investment-quality audit may also serve as a precursor to a long-term energy efficiency plan.

Specific concerns and gaps addressed by the BayREN Financing Portfolio include:

- **Limited Access to Financing** – Due to loan and funding products, a majority of advanced package energy upgrades during the SEP Period were financed either personally or through pre-existing home equity lines of credit. The BayREN Financing Portfolio provides credit enhancement mechanisms that will act as independent and responsible assurances for banks and other lenders, mitigate risk, and promote expansion of new energy upgrade loan programs among banks, credit unions, and other lending institutions. Moreover, it will provide residential and non-residential property owners with compelling and competitive arrangements for financing energy efficiency.
- **High Interest Rates** – Studies reveal interest-rate ranges that have an inverse effect on consumer uptake of energy efficiency loan products and programs.²⁷ Energy efficiency LLR programs established in 2011 by the Counties of Santa Barbara and Los Angeles indicate that an LLR acts to mitigate lender risk and counter the existing market’s credit barrier. By scaling LLR ratios to energy upgrade performance, the Financing Portfolio Program will drive the dual priorities of increasing demand and program uptake, and stimulating the market in higher efficiency projects. The Multi-Family Capital Advance Pilot is modeled after the Green Jobs Green New York multi-family low-interest loan program, and pilots an innovative mechanism to reduce the effective interest rate by 50%.
- **Burdensome Loan Processes** – The Financing Portfolio will streamline the loan application and enrollment processes, and offer customers and contractors continuity, consistency, and support, thus enabling a wider, deeper reach for energy efficiency upgrades. In particular, banks and lenders prefer a streamlined, web-based loan application and enrollment process.

²⁷ *Energy Efficiency Financing in California*. Rep. The California Public Utilities Commission, Energy Division and Harcourt Brown & Carey, July 2011; Grand Designs Great British Refurb Campaign Survey (2011); Philadelphia ENERGYWORKS Better Buildings Neighborhood Program; “Financing Residential Energy Efficiency: Assessing Opportunities and Coverage Gaps in the American Recovery and Reinvestment Act of 2009”; “Report to the Oregon Utility Commission on Pilot Programs for the Energy Efficiency and Sustainable Technology Act of 2009”, Energy Trust of Oregon Public Purpose Fund Administrator (October 1, 2010). During the SEP Program, Los Angeles County determined that without a Loan Loss Reserve, the interest rate for an unsecured loan increased by 170 points.

Subprogram BayREN04 — Financing Subprogram

- **Lack of Regional Consistency, Continuity, and Economies of Scale Through Aggregation and Leveraging** – Promotion of a centrally financed and administered portfolio will drive broader and deeper penetration of energy efficiency upgrades, capture hard-to-reach consumer markets, and lower energy efficiency project and program costs. This will reinforce and broaden public awareness and understanding of Energy Upgrade California programs, where a complex pattern of customized programs across the State previously frustrated contractors and confused the public.
- **Split Incentive Barrier** (between building owners and tenants) – Commonly, owners are reluctant to pay for building improvements that appear to only benefit tenants. The BayREN Program will address this market barrier by quantifying benefits and co-benefits of whole building upgrades (including water systems), financing options and incentives, and demonstrating cash-neutral or cash-positive outcomes (upgrades that provide cost avoidance volume that surpasses monthly loan expenses). Commercial PACE offers a solution in multi-tenanted buildings since taxes and assessments qualify as a pass-through expense in many leases.
- **External Leverage-Deficit** – The ability of local governments to (1) provide unique government incentives such as fast-track review and permitting, and (2) compound leveraging of district, agency, foundational, and/or federal grant programs, allows for additional inducements to increase demand. Also, local governments will incorporate the BayREN programs into public messaging, marketing, and outreach with other programs, including air quality, climate action, and sustainability programs and projects.

Regarding the BayREN Financing Portfolio Subprogram, in the Decision governing the 2013–2014 cycle, the Commission did refer to Sempra Utilities the responsibility of securing consultant(s) to produce a white paper on financing options and programs that might be implemented on a statewide basis. The BayREN Financing Portfolio Subprogram is based upon existing financing pilots and projects running within the Bay Area region and in other California jurisdictions, as well as in local and state programs throughout the United States. Lessons learned and elements of success have been designed into the BayREN Subprogram, which may provide additional institutional history to energy efficiency financing programs and serve as a financing laboratory for the Commission's future, more comprehensive plans for the State.

Subprogram BayREN04 — Financing Subprogram

b) Subprogram Energy and Demand Objectives

BayREN04 Table 2: Projected Subprogram Net Energy and Demand Impacts, by Calendar Year²⁸

	Program Years		Total
	2013	2014	
Energy Efficiency Financing Portfolio			
GWh	0	0	0
Peak MW	0	0	0
Therms (millions)	0	0	0

c) Program Non-Energy Objectives

i. *SMART non-energy objectives of the subprogram*

- During the period 2013–2014, the BayREN Financing Subprogram will facilitate loans aggregating \$10,000,000 in the single-family PG&E WHUP and Flex Package Program. Metric Type 2b.
- During the period 2013–2014, the BayREN Financing Subprogram will facilitate loans aggregating \$3,000,000 in the Comprehensive Multi-Family Subprogram. Metric Type 2b.
- During the period 2013–2014, the BayREN Financing Subprogram will facilitate loans aggregating \$11,400,000 through Commercial PACE. Metric Type 2b.
- The Program will serve the other BayREN Subprograms to increase conversion rates by no less than 15%, average energy efficiency improvement by no less than 5%; and number of projects by 20% (as compared to the 2011-2012).

ii. *See above.*

iii. *Relevant baseline data*

Compliance baselines are to be developed through this program.

²⁸ Energy savings have been estimated for this subprogram but are not being included here because they may be duplicative of energy savings claimed in other programs. Energy savings estimates can be provided upon request of the Commission.

Subprogram BayREN04 — Financing Subprogram

iv. *Quantitative Subprogram Targets*

BayREN01 Table 3: Quantitative Subprogram Targets

Target	2013	2014
Percentage of Flex Package Projects facilitated through the Financing Portfolio Subprogram	12%	17%
Percentage of single-family PG&E WHUP projects facilitated through the Financing Portfolio Subprogram	14%	18%
Number of multi-family projects (and units) served by the Multi-Family-CAP Financing Pilot	10 projects (400 units)	30 projects (800 units)
Total Amount Financed through the Commercial PACE Option of the Financing Portfolio Subprogram	\$ 3,600,000	\$7,800,000
Number of Projects forecast under the PAYS® Subprogram		2,000 projects

d) Cost Effectiveness/Market Need

Methods used in the Standard Practice Manual.

The framework for the BayREN Financing Portfolio Subprogram combines expanded lending options, risk management mechanisms, conventional incentives, and tiered performance-based incentives aligned to energy improvements to promote centrally-administered, high-yield, and cost-effective programs. Key elements of the Financing Portfolio have been recognized in a number of studies and white papers, as well as programs in other states. In addition, current financing gaps and the downward pressure these gaps impose upon energy efficiency program outputs has been clearly documented, in state, national, and international sources. Among sources for these assumptions, please note:

Scaling Energy Efficiency in the Heart of the Residential Market: Increasing Middle America's Access to Capital for Energy Improvements, Clean Energy Financing Policy Brief. Zimring, M., M.G. Borgeson, I. Hoffman, C. Goldman, E. Stuart, A. Todd and M. Billingsley (Lawrence Berkeley National Laboratories, April 4, 2012).

The Role of Local Governments and Community Organizations as Energy Efficiency Implementation Partners: Case Studies and a Review of Trends, American Council for an Energy Efficient Economy and the Energy Efficiency Strategy Project/ Massachusetts Institute of Technology (February 2012).

Energy Efficiency Financing in California. The California Public Utilities Commission, Energy Division and Harcourt Brown & Carey, July 2011.

Grand Designs Great British Refurb Campaign Survey (2011).

Philadelphia ENERGYWORKS Better Buildings Neighborhood Program.

Financing Residential Energy Efficiency: Assessing Opportunities and Coverage Gaps in the American Recovery and Reinvestment Act of 2009, National Housing Conference and the Center for Housing Policy (September 2009).

Subprogram BayREN04 — Financing Subprogram

Report to the Oregon Utility Commission on Pilot Programs for the Energy Efficiency and Sustainable Technology Act of 2009, Energy Trust of Oregon Public Purpose Fund Administrator (October 1, 2010).

Expanding North Carolina Energy Efficiency and Renewable Lending Programs: Market Snapshot, Environmental Finance Center at University of North Carolina at Chapel Hill (September 2010).

e) Measure Savings/ Work Papers

- i. *Indicate data source for savings estimates for program measures (DEER, custom measures, etc.).*

Savings estimates and projected value of single-family residential jobs are based upon actual energy efficiency improvement and investments from Advanced Package projects conducted in the Bay Area between June 2011 and June 2012. Savings estimates and projected value of multi-family building improvements are based upon multi-family pilots managed by Alameda and San Francisco Counties during the ARRA-funded cycle of Energy Upgrade California 2010–2012. Savings estimates and projected value of Commercial PACE-funded projects are based upon early performance of said programs in San Francisco, Sonoma, Santa Barbara, and Los Angeles Counties. In the absence of substantive historical data, the projected impact of loan loss reserve funds to energy efficiency programs is based on research and programs recently adopted in the States of California, North Carolina, Maryland, Washington, and Wisconsin, as well as studies (see referenced above in subsection (d)).

- ii. *Indicate work paper status for program measures*

BayREN04 Table 4: Work Paper Status

Work Paper Number/Measure Name	Approved	Pending Approval	Submitted but Awaiting Review	Not Yet Submitted
<i>Workpapers not required</i>				

10. Program Implementation Details

a) Timelines

BayREN 04 Table 5: Subprogram Milestones and Timeline (example)

Milestone	Date
Program(s) Initiation Meeting – Steering Committee	12/01/2012
Single-Family LLR Administrator RFP issued	11/15/2012
Multi-Family CAP Administrator RFP issued	11/15/2012
Commercial PACE Program Administrator RFP issued	11/15/2012
Marketing RFP issued	12/15/2012
Necessary Jurisdictional Resolutions Adopted	12/31/2012
All consultants and contractors selected and contracted	02/15/2012
Initial Banks/Lenders Enrolled in Program(s)	02/28/2012
PAYS [®] Utility Enrollment/Program Design Development Launch	02/01/13
PAYS [®] Program Team Confirmed/Utility Approval(s)	12/01/13
PAYS [®] Pilot(s) Launch	01/01/14
Installations completed	11/15/2014
Conclude Pilot Program	12/31/2014
Quarterly Progress Reports	3/31/2013 – 12/8/2014

b) Geographic Scope

BayREN04 Table 6: Geographic Regions Where the Program Will Operate

Geographic Region	PG&E WHUP Support Program	Geographic Region	PG&E WHUP Support Program
CEC Climate Zone 1		CEC Climate Zone 9	
CEC Climate Zone 2	X	CEC Climate Zone 10	
CEC Climate Zone 3	X	CEC Climate Zone 11	
CEC Climate Zone 4	X	CEC Climate Zone 12	X
CEC Climate Zone 5		CEC Climate Zone 13	
CEC Climate Zone 6		CEC Climate Zone 14	
CEC Climate Zone 7		CEC Climate Zone 15	
CEC Climate Zone 8		CEC Climate Zone 16	

Subprogram BayREN04 — Financing Subprogram

c) Program Administration

BayREN04 Table 7: Program Administration of Program Components

Program Name	Program Component	Implemented by BayREN staff	Implemented by contractors to be selected by competitive bid process	Implemented by contractors NOT selected by competitive bid process	Implemented by local government or other entity (X = Yes)
Financing Portfolio Program	Program Administration	Supervisory Administration	Primary Program Administrators		X
	Program Quality Control/Quality Assurance		Primary Program Administrators	X	X
	Project Tracking & EMV		Primary Program Administrators		X
	Consumer Eligibility		Primary Program Administrators		X
	Financial Portfolio Tracking		Primary Program Administrators		X
	Audit Incentive Program Implementation		Consulting Program Administrator		X
	Intra-Program Leveraging and Tracking		Primary Program Administrators		X
	Financial Portfolio Marketing		Primary Marketing Program Development & Administration		X
	Financial Portfolio Outreach – Target Markets		X		X
	PAYS® Program Administration		X	X	X
Program Reporting	X	Consulting Program Administrator		X	

Subprogram BayREN04 – Financing Subprogram

d) Program Eligibility Requirements

i. Customers

BayREN04 Table 8: Customer Eligibility Requirements (Joint Utility Table)

Subprogram	Eligibility Requirements
Single-Family PG&E WHUP LLR	Single-Family Detached Home
	Located in 9-County BayREN Region
	Meets Responsible Lending Criteria ²⁹
	Energy Efficiency Improvement Threshold
Multi-Family-Capital Advance Program Pilot	Multi-Family Building of at least 5 Units
	Located in 9-County BayREN Region
	Meets Eligibility Criteria ³⁰
Single-Family Flex Package LLR	Located in 9-County BayREN Region
	Meets Responsible Lending Criteria
	Energy Efficiency Improvement Thresholds (scaled)
Commercial PACE	Located in 9-County BayREN Region
	Meets Responsible Lending Criteria
	Energy Efficiency Improvement Threshold
	Meets Definition of “Commercial” Building/Facility
PAYS® Pilot	Located in 9-County BayREN Region
	Meets PAYS® Eligibility Criteria
	Property owner or tenant/renter

ii. Contractors/Participants

BayREN04 Table 9: Contractor/Participant Eligibility Requirements

Contractor Eligibility Requirement
Must be a PG&E WHUP Participating Contractor, including meeting all license and certification requirements
Bid Proposals
With regard to the PAYS® Pilot under the Financing Portfolio Sub-Program, PAYS® Certified Contractors pre-qualified pursuant to skills and services, including measures installation, codes, insurance, and bonding

²⁹ See Exhibit I for Single-Family LLR Subprogram Lending Criteria.

³⁰ See Exhibit II for Multi-Family LLR Subprogram Lending Criteria.

Subprogram BayREN04 — Financing Subprogram

e) **Program Partners**

i. *Manufacturer/Retailer/Distributor Partners*

BayREN04 Table 10: Manufacturer/Retailer/Distributor Partners

Manufacturer/Retailer/Distributor Partner Information	BayREN03
Manufacturers enrolled in program	None
Manufacturers targeted for enrollment in program	None
Retailers enrolled in program	None
Retailers enrolled in program	None
Retailers targeted for enrollment in program	None
Distributors enrolled in program	None
Distributors targeted for enrollment in program	None

ii. *Other key program partners*

City and County of San Francisco	Marin Clean Energy Authority
City of Suisun City	Pacific Gas & Electric
County of Contra Costa	Professional Building Operation and Management Companies and Organizations
County of Marin	Professional Building Trade Associations
County of Napa	Real Estate Professional/Associations
County of San Mateo	Sonoma County Energy Independence Program
County of Santa Clara	Sonoma County Regional Climate Protection Authority
Joint Venture Silicon Valley	StopWaste.Org (Alameda County Waste Management Authority)
Lawrence Berkeley National Laboratories	Local Water Districts
Lenders (including without limitation banks, credit unions, PACE Equity and Wheel Funds)	Local Workforce Investment Boards

f) **Measures and Incentive Levels**

BayREN04 Table 11: Summary Table of Measures, Incentive Levels and Verification Rates

Measure Group	Market Actor Receiving Incentive or Rebate	BayREN	
		Incentive Level	Installation Sampling Rate
Commercial PACE General and Investment-Scale Audits	Property Owner and/or Operations Manager (can sign for direct payment to contractor)	\$1500 - \$11,000, depending upon level of audit (general or investment-grade) and projected energy efficiency improvements	100%

Subprogram BayREN04 — Financing Subprogram

g) Additional Services

Additional services described here will be extended to all single-family subprograms (BayREN01), as well as multi-family and commercial buildings (BayREN02).

BayREN04 Table 12: Summary Table of Measures, Incentive Levels and Verification

Additional Services that the Subprogram Will Provide		To Which Market Actors	BayREN	
<i>Recipient Subprogram</i>	<i>Additional Services</i>	<i>Recipient Market Actors</i>	<i>Expected Charges</i>	<i>Incentives</i>
Single-family PG&E WHUP	Financial toolkit LLR option	Homeowners	Service fees	Up to 35% LLR ratio for projects estimated to attain more than 35% energy performance improvement, with a repayment term of at least 10 years
Multi-family	Financial toolkit CAP option	Property Owners	Service fees	Capital advance of 50% of loan principal at 0% interest rate
Flex Package	Cross-leveraging with LLR option	Homeowners, Property Owners	Service fees	From 15% to 35% LLR ratio depending upon energy efficiency improvement and loan repayment terms.
Commercial PACE	BPI Building Analyst or RESNET HERS, to ASHRAE Level II Standards	Property Owners (with option to sign over directly to contractor)	Service fees	50% incentive against general-level audit 25% advance against investment-level audit, recoupable if threshold energy upgrade is not implemented
PAYS® Pilot	Certification Agent	Property Owners and Eligible Tenants Within Pilot IOUs' Service Areas	Measure Costs and Service Fees	Full set of rebates measures pending utility measures selection ³¹

³¹ PAYS® participants pay for full cost of measures, installation, and program administration through a water utility surcharge that constitutes 75% of the estimated energy/water savings. Existing rebate programs for landscaping (such as turf removal) may be applied to drought resistant landscaping option, if the participating water utility wants to include drought resistance landscaping and existing rebates funds are already available through the participating water utility.

h) Subprogram Specific Marketing and Outreach

The Financing Portfolio Subprogram has been designed to overcome market barriers erected by a lack of credit and financing options. The Subprogram will be supported by performance-based, fiscally-prudent incentives and will be aggressively promoted through marketing, outreach, and education (ME&O) for customers, stakeholders, and partners in the single-family, multi-family, and commercial sectors. Under the Financing Portfolio Subprogram, ME&O will target existing and potential lender clients and customers (conventional, credit union, and foundational) to raise community awareness and define the BayREN Program as a strategically placed driver to increase customer demand, facilitate streamlined (electronic) processes for loan application and enrollment, and provide multiple options (which may cross-cut and leverage each other).

In addition to direct energy efficiency, energy cost, and financing options benefits, the Financing Portfolio Subprogram ME&O will promote:

- o Increased inclusiveness under a diversity of Bay Area program options
- o Social and environmental co-benefits (e.g., stabilize energy infrastructure, improved indoor air quality and healthier living spaces)
- o Economic co-benefits (decreased costs, higher building performance, governmental incentives relating to plan review, permitting and inspection, and new valuations on energy efficiency such as Green MLS ratings)
- o Accessible and regionally consistent Financing Portfolio options and contractor/supplier incentives
- o Energy efficiency achieved through improvements under the water-energy nexus
- o Streamlined loan application and enrollment processes

Under the Multi-Family Capital Advance and Commercial PACE options, ME&O will also target building owners, operators, and managers. Commonly, owners are reluctant to pay for building improvements that appear to only benefit tenants. The BayREN ME&O will address this market barrier with a campaign that demonstrates the benefits and co-benefits of whole building upgrades that achieve energy and water efficiency. The campaign will highlight financing options and incentives, as well as cash-neutral or cash-positive outcomes (upgrades that provide cost avoidance volume that surpasses monthly loan expenses).

i) Subprogram Specific Training

The Financing Portfolio Subprogram will engage skilled consultants, contractors, and implementers, and will not require independent training.

j) Subprogram Software and/or Additional Tools

- i. No software or tools will be required.

Subprogram BayREN04 — Financing Subprogram

ii. Indicate if pre and/or post implementation audits will be required for the subprogram. Yes X No

Pre-implementation audit required ___ Yes X No

Post-implementation audit required ___ Yes X No

BayREN04 Table 13: Post-implementation Audits

Levels at Which Program Related Audits Are Rebated or Funded	Who Receives the Rebate/Funding (Customer or Contractor)
Not applicable	

k) Subprogram Quality Assurance Provisions

BayREN04 Table 14: Quality Assurance Provisions

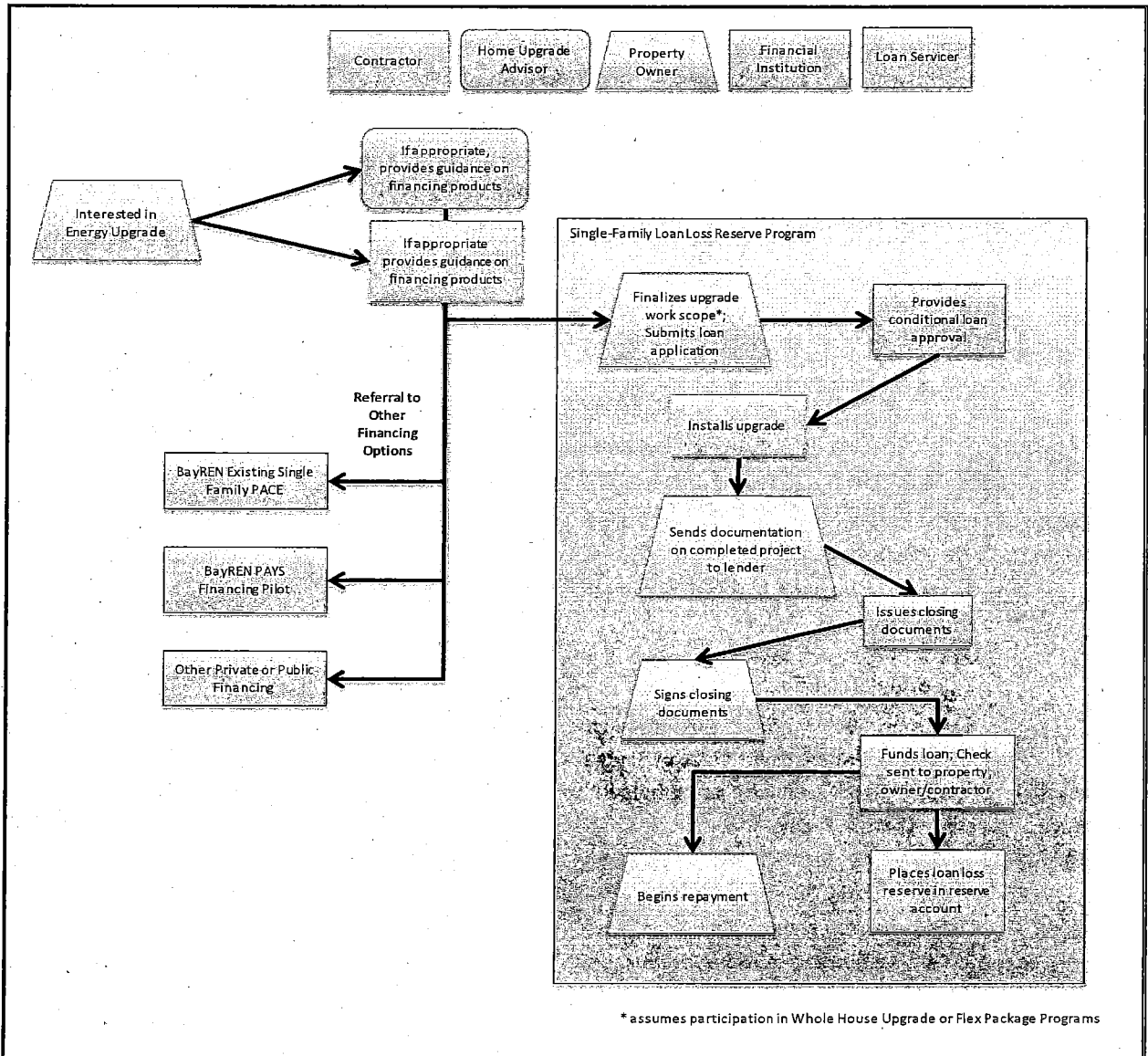
Program Element	QA Requirements	QA Sampling Rate (Indicate Pre/Post Sample)	QA Personnel Certification Requirements
Financing Portfolio	Property must meet eligibility requirements	100% pre-sampling	None
	Property Owners Must Meet Responsible Lending Criteria	100% pre-sampling	None
	Contractor holds valid license and meets eligibility requirements (Energy Upgrade Participating Contractor or participant in other qualified program)	100% pre/post sampling (initial and routine verification)	None
	PAYS®	100% pre/post sampling	Certification Agent
	Project meets requirements of program	100% pre/post	BPI-BA
	Field Verification of Measures Installed	100% post-sample	BPI-BA
	Field Verification of Combustion Safety Test for Air Sealing (relevant projects)	100%	BPI-BA

l) Subprogram Delivery Method and Measure Installation /Marketing or Training

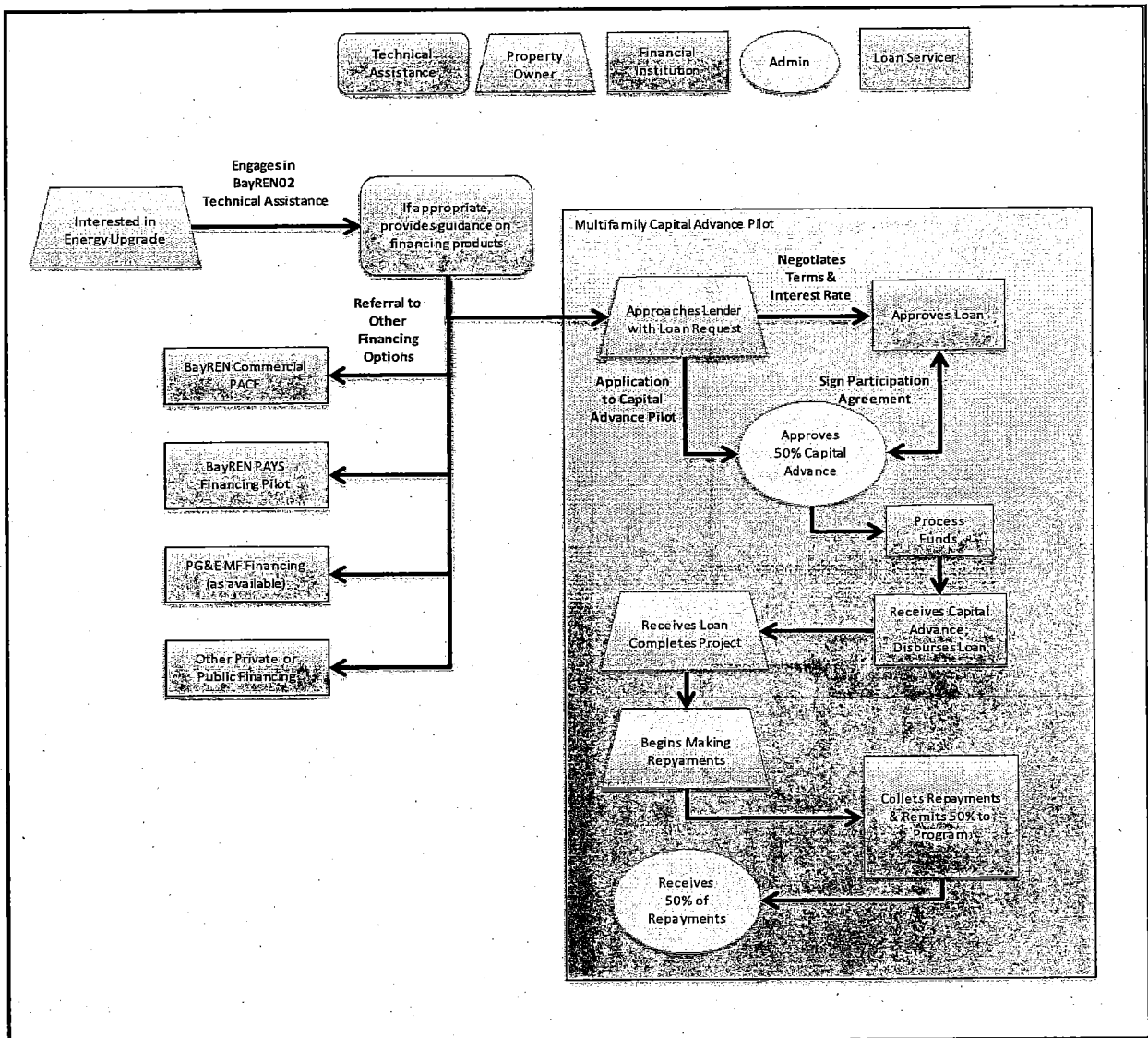
No additional marketing or training will be provided; excepting training text manual for the PAYS® Subprogram.

m) Subprogram Process Flow Chart

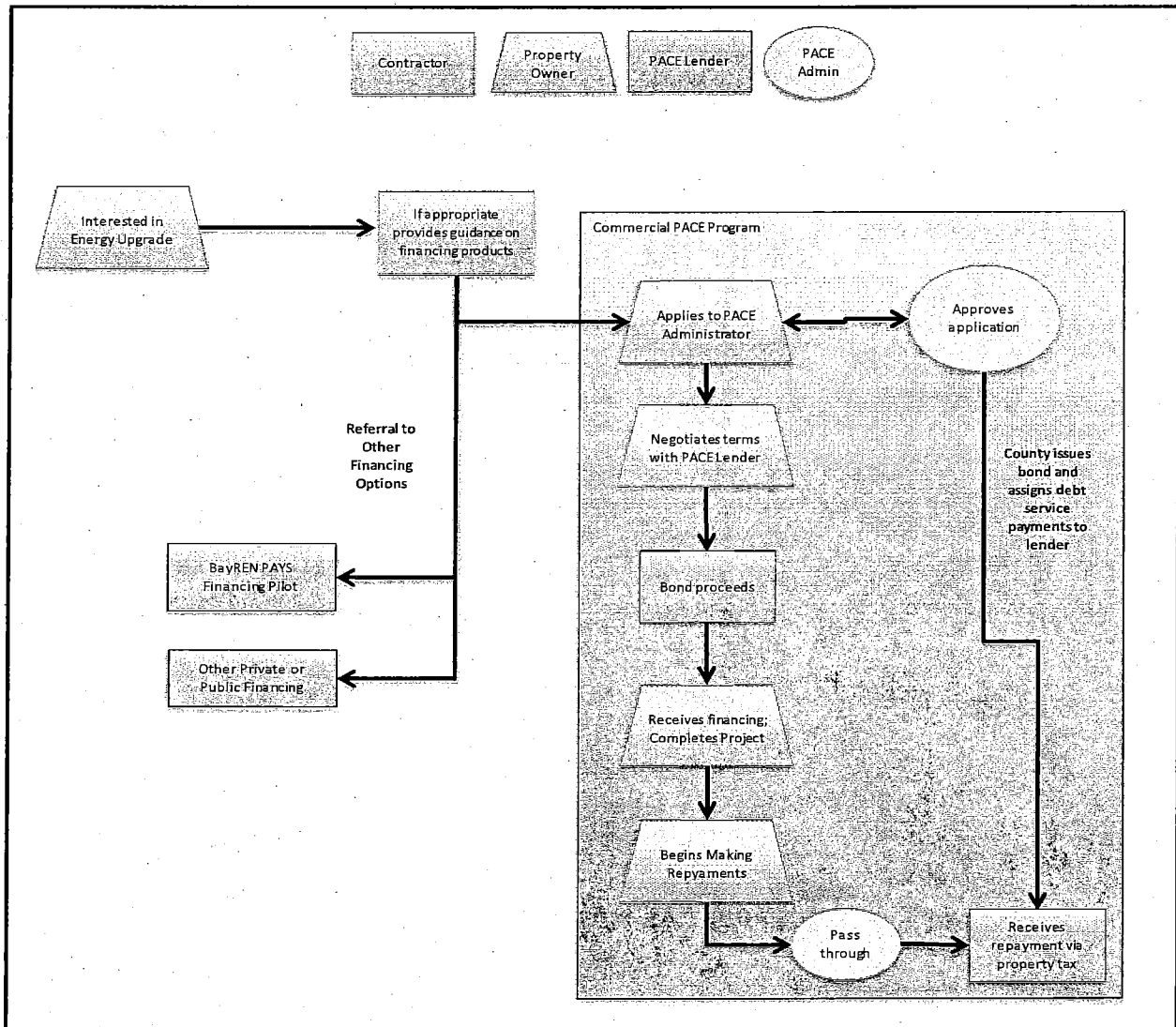
BayREN04 Figure 1: Financing Portfolio Single-Family Loan Loss Reserve Program Process Flow Chart



BayREN04 Figure 2: Financing Portfolio Multi-Family Capital Advance Pilot Process Flow Chart



BayREN04 Figure 3: Financing Portfolio Commercial PACE Program Process Flow Chart



Subprogram BayREN04 — Financing Subprogram

n) Cross-cutting Subprogram and Non-IOU Partner Coordination

BayREN04 Table 15: Cross-cutting Subprogram and Non-IOU Partner Coordination

Financing Portfolio Subprogram		
Other REN Subprograms	Coordination Mechanism	Expected Frequency
Single-Family	Project Referrals	All potential projects, either through Energy Advisor, the Local Government, or Contractors
Multi-Family	Project Referrals	All potential projects, either through Energy Advisor, the Local Government, or Contractors
Codes and Standards	Local Governments Marketing of Internal Incentives (e.g., fast-track permitting)	All applicable projects
IOU Program Name	Coordination Mechanism	Expected Frequency
PG&E WHUP, energy efficiency rebates, direct install programs, demand response, local government partnerships, etc.	Meetings, communication, participating contractor and QA updates, regional coordination, rebate coordination	Monthly
Coordination Partners Outside CPUC	Coordination Mechanism	Expected Frequency
Banks, Credit Unions and Lending Institutions	Meetings, regional coordination, cross-marketing, outreach and communications, communications	Monthly
Bay Area Green Business Programs	Regional coordination, cross-marketing, stakeholder forums and communications	Quarterly
CAEATFA Loan Loss Reserve Program partners	Meetings, communication, participating contractor and QA updates, regional coordination,	Quarterly
CALBO	Regional coordination, training collateral, marketing/outreach	Quarterly
California Community Services and Development Dept.	Regional coordination with Weatherization Assistance Programs	Quarterly
Climate Institutions (Bay Area Climate Collaborative, Joint Venture Silicon Valley, Silicon Valley Leadership Group, Sustainable Silicon Valley)	Regional coordination, cross-marketing, stakeholder forums and communications	Quarterly
Workforce organizations and institutions (e.g., NARI, Working Partnerships USA), and PG&E WHUP Participating Contractors	Regional coordination; cross-marketing; workforce training and collateral	
Water Utilities and Districts	Regional rebate coordination, cross-marketing, and mapping coordination	Bi-Monthly

Subprogram BayREN04 — Financing Subprogram

o) Logic Model

Logic Model provided in Attachment 1.

11. Additional Subprogram Information

The BayREN Financial Portfolio Subprogram advances the following goals, strategies, and objectives of the California Long Term Energy Efficiency Strategic Plan:

a) Advancing Strategic Plan Goals and Objectives

BayREN04 Figure 4: Strategic Plan Alignment

Bay-REN Financing Portfolio Subprogram Alignment With the California Long-Term Energy Efficiency Strategic Plan		
Residential and Low Income		
Strategy Number	Strategy	BayREN Financing Portfolio Subprogram Strategy
1-4	Develop innovative financing programs for the construction of energy efficient homes	The Financing Portfolio provides a variety of financing options that provide risk assurances to lenders and competitive choices to consumers and building owners.
1-5	Encourage local, regional and statewide leadership groups to support pilots and foster communication among pioneering homeowners and builders	The Financing Portfolio Subprogram’s marketing, outreach, and education campaign will expand beyond homeowners associations to lending institutions, builders, building operation and management associations, and other relevant trade and professional groups.
2-1	Deploy full-scale Whole-Home Programs	The Financing Portfolio will drive and facilitate greater demand and uptake in whole-home energy efficiency projects.
2-4	Develop financial products and programs such as on-bill financing to encourage demand for energy efficiency building products, home systems, and appliances.	The Financing Portfolio designs, monitors, implements, and seeks to continuously expand and improve financial products and programs for whole-home energy efficiency.
Commercial Sector		
Strategy Number	Strategy	BayREN Financing Portfolio Subprogram Strategy
2-6	Develop effective financial tools for energy efficiency improvements to existing buildings	The Financing Portfolio refines, develops, and cross-leverages financing instruments for broad market reach.

BayREN04 Figure 3 continued

Local Governments		
Strategy Number	Strategy	BayREN Financing Portfolio Subprogram Strategy
1-2	Establish expedited permitting and entitlement approval processes, fee structures, and other incentives for green buildings and other above-code developments	This 9-County program allows for systemic implementation throughout the Bay Area of government-driven incentives such as fast-track permitting, reduced fees, etc.
1-3	Develop, adopt and implement model point-of-sale and other point-of transactions relaying on building ratings to increase efficiency in existing buildings	The Financing Portfolio ME&O campaign will feature a full compendium of co-benefits—both social, environmental and economic—including home and building valuation increases through energy efficiency (and water) upgrades, impacts of enhanced home or building performance, and cost-neutral and/or cost-positive options.
1-4	Create assessment districts or other mechanisms so property owners can fund energy efficiency through local bonds and pay back on property taxes; develop other local energy efficiency financing tools	The Financing Portfolio includes an “open-market” Commercial PACE subprogram, supported by audit incentives and a LLR/DSR; to increase participation by banks, credit unions, and lending institutions (including lenders holding original mortgage instruments).
4-1	Local governments lead their communities with innovative programs for energy efficiency, sustainability, and climate change	The BayREN jurisdictions led highly-successful upgrade, marketing, and workforce programs during the SEP 2010–2012 cycle. Building upon those successes, the BayREN will expand its work in innovative programs, diverse financing options, and integration of expanding energy efficiency programs and messages (including public health benefits) with its local and regional climate, greenhouse gas, sustainability and adaptation programs, and grant-funded projects (e.g., Strategic Growth Council-funded projects).
4-4	Develop local projects that integrate energy efficiency, DSM, and water/wastewater end uses.	The BayREN program will serve this Strategic Plan through multiple subprograms, including single-family and multi-family, a Commercial PACE whole-systems approach, and the PAYS® pilot.
5-1	Create a menu of products, services, approved technologies and implementation channels to guide local governments that currently lack deep expertise in energy efficiency	The 9-County Steering Committee model for BayREN was effectively implemented during 2011-2012 to provide equitable and uniform access by and responsiveness to all cities within the governing area. This model will be expanded during the 2013–4 Energy Efficiency Program Cycle. This approach provides parity of programs, technology, and information regardless of municipal internal resources, and avoids balkanization of energy efficiency among jurisdictions.

b) Integration

i. Integrated/coordinated Demand Side Management

The Financing Portfolio Subprogram represents:

1. An expansion of funding options launched during the initial SEP period
2. Increased cross-leveraging of upgrade programs with compatible financing options
3. Innovative yet cost-effective response to existing market barriers and the unique demands of distinct consumer groups
4. Variable options to promote greater incorporation of reductions in energy use embedded in water consumption and distribution

The Financing Portfolio extends the coordination between the nine Counties of the BayREN Region to achieve programmatic continuity and consistency and increase market scope and saturation for deep energy upgrades. These efforts will be expanded in the 2013–2014 period, as BayREN will continue to identify high-yield, cost-conscious means of driving regional consumer demand by deploying competitive financing options, effective sector marketing, and enhancing contractor-lender relationships. The Financing Portfolio will restate the benefits of other energy efficiency and green building programs to consumers, including benefits such as indoor and outdoor water efficiency, green product rebates, improved building performance, and increased property values. BayREN will cross-market with other programs such as California FIRST and CAEATFA's Loan Loss Reserve Program and will optimize program performance through added government incentives such as fast-track review and permitting.

BayREN04 Table 16: Non-Energy Efficiency Subprogram Information (TBD)

Financing Portfolio		
Non-Energy Efficiency Subprogram	Budget	Rationale and General Approach for Integrating Across Resource Types
Water Utility Indoor Water Efficiency Incentive Programs	Vary	Cross promotion, integration into Energy Advisor services
Local Government Outdoor Water Efficiency Programs (e.g., Lawn Conversion Rebates, Bay-Friendly Landscaping and Gardening)	Vary	Cross promotion, integration into Energy Advisor services
Local and Regional Government Green Business Programs	Vary	Cross promotion; sector profiling for energy and water use
EPA WaterSense	Unavailable	Promotion of brand, installation of products (e.g., aerators) by Energy Advisor
Green Point Rated Existing Home	Unavailable	Cross promotion of label, incentives offered through BBP pilots

ii. Integration across resource types

See above for a description of intended program and cross-marketing partners and efforts, which bring together actors in the lending, local government, contractor, utility, water agency, professional realty and other trades, and commercial and residential sectors.

c) Leveraging of Resources:

The Financing Portfolio program leverages the following programs:

- o CPUC/CEC Energy Upgrade California Brand
- o Sonoma County Energy Independence Program
- o San Francisco County's PACE Program
- o Energy Upgrade California Statewide Marketing Program (California Center for Sustainability Energy)
- o Weatherization Programs
- o California Solar Initiative
- o Technology Credit Union's Green Home Loan Program

Subprogram BayREN04 — Financing Subprogram

- Matador Credit Union's Loan Loss Reserve Program
- City of Windsor Efficiency PAYS® Program
- PG&E Whole House Incentive Program-Basic Contractor Credentials Quality Assurance Support, Marketing Channels
- PG&E Local Government Partnerships and Energy Watches-Co-Marketing Channels
- Other local government energy and sustainability efforts and campaigns
- Other local government programs within relevant agencies and bureaus, such as building, permitting, and inspection departments
- Water Districts and Agency Programs
- Regional and local BBP Programs
- Additional grant and alternative funds leveraging by BayREN jurisdictions

d) Trials/ Pilots

The MF-CAP and PAYS® Pilots described above will be implemented 2013–14.

e) Knowledge Transfer

BayREN staff and members will regularly assess program outcomes, benchmarks, and milestones, and will track challenges, lessons learned, and necessary adjustments for all technical, administrative, and marketing aspects of program implementation. These data sets will be organized and transmitted to local government partners operating similar programs (e.g., County of Los Angeles). Knowledge transfer will occur through: regular meetings of local government forums (such as the Governor's Office of Planning and Research, the LGSEC, Local Government Commission, Urban Sustainability Directors Network, etc.); meetings with regional NGO and institutional partners (e.g., Joint Venture Silicon Valley, Los Angeles Regional Collaborative for Climate Action and Sustainability, the Bay Region Joint Policy Council, the Bay Area Climate Collaborative); and through program updates provided to the Commission and program partners.

12. Market Transformation Information:

a) Market Transformation Objectives

The market transformation objectives of the BayREN Financing Subprogram are the following:

- Decrease the number of households unable to participate in whole-house program due to lack of available financing
- Deliver integrated demand-side energy management options that include efficiency, demand response, energy management, and self-generation measures through coordinated marketing and regulatory integration
- Increase general knowledge and awareness amongst property owners and managers of energy efficiency practices and benefits, and encourage a long-term transition toward energy efficient property improvements
- Increase awareness of energy efficiency among relevant professional industries, including central system contractors, industry associations, and other multi-family service providers
- Create streamlined coordination of DSM programs across IOUs, local governments, and other organizations

b) Market Description

Market actors include:

- **Banks, Lenders, Credit Unions (Lending Institutions)** – To work with the BayREN Program Administrators to offer, market, and cross-leverage the financing choices, incentives, and customer-group tailored funding options for installation of single- and multi-family residential and commercial energy and “energy system” (e.g., water) efficiencies.
- **Other Energy Efficiency and Renewable Programs** – Such as CFI, BBP, and Weatherization Programs, as leveraging partners in energy and energy system upgrades.
- **Water Agency/District Programs** – To maximize energy efficiency outcomes through partnering with water agency programs and promoting improvements in the efficiency of energy embedded in water distribution, collection, and processing.
- **Building Performance Auditors** – Partner with the BayREN Program to increase residential and commercial building owner awareness of energy efficiency’s return-on-investment, cash-positive and cash-neutral energy efficiency improvements, and benefits of whole-building improvements.
- **Building Performance Contractors** – Deliver information to residential and commercial customers on financing options and incentives.
- **General Contractors** – Oversee delivery of residential upgrades and other installation work. May perform direct installation or subcontract to

specialty contractors. Assist in data gathering of customer and upgrade information.

- **Green Building Professionals** — Building professionals, including general and specialty contractors, who are trained to deliver or assess technical work that incorporates additional green building concerns beyond energy efficiency, such as outdoor water efficiency, indoor air quality, resource conservation, and low-impact development/site water management. Serve as private contractors or on behalf of green building rating and incentive programs.
- **Single-Family Residential Property Owners**
- **IOUs** — Run energy efficiency incentive programs, especially WHUP. Conduct contractor management, quality assurance, program administration for WHUP.
- **Local Governments** — Set greenhouse gas emissions, energy savings, and other sustainability goals and implement programs to meet those goals. Support IOU energy efficiency programs through professional and customer outreach, coordination amongst local actors, enforcement of code. Pilot energy efficiency programs.
- **Other Energy Efficiency Programs** — IOU third party and local government partnership programs that implement direct install, weatherization, and other incentive programs.
- **Non-Energy Efficiency and Conservation Programs** — Water utility, local government, green building, Green Business, and other programs that promote and incent resource conservation, air quality, green products, and other non-energy efficiency efforts.
- **Other Relevant Professional Trades** — This includes all professional industries and associations that may affect property owner and building professional choices, including real estate professionals, product manufacturers, and suppliers. These actors affect behavior of their clients through the services they offer and products they provide.
- **Organizations, Foundations, and Institutions** — This includes CBOs, as well as organizations implementing community, climate action, sustainability, adaptation, and economic development missions.

c) Market Characterization and Assessment

In order to develop a Program Implementation Plan that addresses key market barriers, the BayREN members have referred to a number of sources that have characterized and assessed challenges to the State's principal energy efficiency long-term transformative goal. These resources include *Recommendations for Energy Upgrade California in the Bay Area Final Report* April 2012 (ABAG Report), the White Paper on Financing from the Home Performance Resource Center, March 2010 (HPRC Financing White Paper), and Recommendations filed by the California Center for Sustainable Energy with the Commission on February 22, 2012, following the February 2012 Energy Upgrade California Financing Workshop (CCSE Financing Comments). These considerations have

informed the BayREN's approach to developing a responsive Program Implementation Plan:

ABAG Report. The ABAG Report identified limited upgrade options, limited financing options, and lack streamlined, reliable processes as key impediments to greater uptake in the PG&E WHUP. Based on these findings, it made the following recommendations:

- **Launch regional financing strategies that make Energy Efficiency Affordable and Accessible.** Offer financing mechanisms, including both Property Assessed Clean Energy (PACE) and alternative financing, to address the high upfront cost of energy upgrades. More specifically, the ABAG Report recommends a regional program of affordable financing to fund building upgrade projects such as credit enhancement tools (e.g., loan loss reserve), interest rate buy-down programs, and PACE programs. Contractor financing/growth capital to purchase equipment and manage cash flow problems caused by IOU rebate processing times was also recommended.
- **Pilot “a la carte” menu-based incentive program.** Local governments are in the best position to launch a pilot program using an “a la carte” menu approach of energy-savings-based point-weighted measures such as Flex Path in Los Angeles County. Local governments can be more flexible than PG&E and can streamline and implement efficiencies by quickly launching a simpler program design, which reduces overall administrative burden and job processing time. A menu-based incentive program can replace the existing IOU Basic Package, allowing the IOUs to focus their efforts on a performance-based program that offers higher levels of incentives.
- **Increase incentive offerings and conduct research on effectiveness.** Offer regional audit rebates and evaluate their effectiveness. Offer rebates for audits or project “kicker” to encourage participation in the IOUs PG&E WHUP and evaluate how effective the rebates are in leading to completed upgrades. By administering audit rebates (for test-in and test-out), local governments have access to real-time feedback on project participation, which enables fine-tuning of consumer marketing strategies and contractor support. Until broader data sharing obstacles with the IOUs are resolved, the only way for local governments to conduct meaningful program EM&V is by using the project data obtained by administering a rebate.
- **Provide “third party” property owner and contractor support.** Provide neutral “third party” assistance and advice to property owners as they enter and navigate the energy upgrade process and apply for associated rebates. Provide the same type of assistance and advice to contractors applying for local government rebates. This role could be served by local governments or non-profit organizations.
- **Streamlined Processes** for participants, contractors, lenders, and administrators in order to reduce transaction costs and build a quality green workforce. Reduce duplicative paperwork and data entry for incentive and other program processing.
- **Address Split-Incentive Issues** with multiple approaches including Green Labeling, return-on-investment analyses, and quantification of benefits and co-benefits.
- **Utilize local government incentives to complement the utility program design and incentive.** Local government incentives can best promote existing utility programs and/or improve the value proposition of upgrades incentivized by utility programs by requiring no additional property owner and contractor burden.

HPRC Financing White Paper: The HPRC Financing White Paper also focused its recommendations on the variety of financing options (including low-interest mechanisms), clarity and simplicity of processes, strategic layering of options with incentives, and greater support to performance-based, deep upgrades over upgrades motivated by products or services. The BayREN Financing Portfolio has addressed each of these market barriers with a diverse, accessible, layered and performance-based menu of funding choices.

CCSE Financing Comments: CCSE's comments below represent its responses and recommendations to direct questions posed in the *Administrative Law Judge's Ruling Regarding Energy Efficiency Financing (R. 09-11-014)*, including the three-day workshop held at the Commission on February 8-10, 2012, regarding energy efficiency financing. Queries raised in the Ruling deal directly with financing market barriers, audits, and options. CCSE's responses have also influenced the concept and design of the BayREN Financing Portfolio, which has been similarly structured as curative measures to the challenges reflected in the ALJ's interrogatories:

B3. Should IOUs be able to propose to be loan originators? Why or why not? For what types of customers? "IOUs should not be allowed to originate loans, as this is a task that falls well outside of the core skill set of IOUs and could create any number of limitations on participation in the program."

B10. Should there be some advantageous underwriting or interest subsidy for projects that involve "deeper" levels or more "comprehensive" efficiency improvements?

"The Commission should definitely provide some form of funding assistance to encourage deeper retrofits, as this is crucial to developing the whole building performance market, which is needed to meet California's energy and climate goals. As evidenced by the input given by various financial institutions at the workshops, interest rates for projects with long payback periods will not even be in the single digits without major credit enhancements. Therefore, any EE financing mechanism implemented by the Commission should make credit enhancements available for these deeper retrofit projects such that interest rates are closer to 7%, or lower, to attract participation."

B19-22. Questions regarding use of ratepayer dollars for credit enhancement purposes

"Ratepayer support for credit enhancements of various flavors (loan-loss reserve, underwriting, interest rate buy-downs, etc.) are a vital component of any EE loan mechanism, as currently available EE mortgages and other EE loan products are not offering the necessary terms to spur widespread participation in deeper energy retrofit projects. In order to reach significant participation levels, credit enhancements will be needed to support projects undertaken by customers with lower credit scores (650 and below) in order to secure reasonable terms for these projects. A number of workshop participants recommended specific tiered credit enhancement levels based on a customer's FICO score, and these could serve as a model for ratepayer supported credit enhancement program."

C4. What entity or entities should be sought to administer a loan loss reserve form of subsidy or an interest rate write-down subsidy? (e.g., a state agency, nonprofit, governmental, utility, or private financial entity? Or a specific entity such as CAEATFA?)

“Administration of any ratepayer funded loan loss reserve, interest rate buy-down, or other financing subsidy *should be overseen at a local/regional level by local government and nonprofit entities (emphasis added)*. The Ruling identifies a number of tasks such as contractor training, marketing and outreach, quality assurance, and others that are not core competencies of IOUs and which must be done at the local level in order to respond and adapt to conditions on the ground. Local governments and mission-driven organizations are already doing this through ARRA-funded programs including Energy Upgrade California, PACE, and loan-loss reserve programs. There are existing examples of this third-party approach in coordination with local governments already underway. . . . Through partnerships with state and federal agencies, local governments, financial institutions, community based organizations, workforce developers, residents and utilities, this regional approach has developed a strong foundation and remains the ideal vehicle for further program administration and integration.

“This model is successful and should be further supported as this industry continues to develop and the need for greater program and resource integration becomes necessary. As evidenced in CCSE’s approach to the Building Performance industry, continued coordination and integration of local, statewide and federally based programming will ultimately result in a more efficient and less overlapping set of resources available to our communities. This includes not only the coordination of technical standards broadly, but specifically the additional involvement of existing services such as PACE and local loan-loss reserve programs.”

C5. What roles, if any, should utilities play in informing customers about financing available and/ or actively promoting specific or all financing mechanisms?

“Experience with EUC efforts across the state have shown that the IOUs cannot be expected to market programs that are not directly related to their own core programs. Certainly utility inclusion of information and messaging on financing would be welcome, but it should not be the core channel. Marketing and outreach related to EE financing should be handled by local governments and mission-driven organizations.”

C19. How should private or local government entities be encouraged to offer loans not otherwise available (e.g., to reach target markets)?

“As previously stated in these and other comments within this proceeding, there are many local and regional energy financing efforts underway throughout California. These programs are being driven by local governments and non-profit organizations that are closely connected to the communities they serve. . . . The Commission should recognize these efforts and funnel ratepayer money to support local PACE programs, loan-loss reserves, and other EE financing mechanisms currently being set up by local governments. . . . EE financing is still needed and the Commission should take

Subprogram BayREN04 — Financing Subprogram

advantage of the local and regional infrastructure that has been established to help spur further participation in these programs and maximize the energy savings resulting from such programs. Such funding could be used for credit enhancement at the local level and for standardization of programs across regions in order to ensure consistency and lessen confusion for participants throughout the state. Through credit enhancements and marketing and outreach funds, local governments and non-profits could reach out to appropriate target markets with a variety of financial options to achieve greater penetration of whole building retrofits.”

d) Proposed Interventions

Proposed interventions have been described throughout this program description, and are focused on securing the success of Energy Upgrade California by expanding financing options to address market barriers specific to multiple consumer groups, establishing cost-effective performance-based incentives, and reducing technical, cost, and process barriers. A summary is provided in the table below.

BayREN04 Figure 6: Market Transformation Barriers and Interventions

Barrier	Proposed Intervention
Program design barriers-Required audit, program complexity, lack of program options	Audits incentives, Flex Package incentive, Energy Advisor
Lack of Lender Uptake in Energy Efficiency Programs	LLR and DSR accounts that attract lender participation and promote deployment of credit enhancements
Program Cost Barriers	Audits incentives, Flex Package incentive, financing (BayREN04) options and credit enhancements
Ledger Sheet Barriers to Commercial Projects	Commercial PACE options allow commercial building owners to carry improvements as annual operational costs rather than debt
Limited customer awareness of benefits, co-benefits and return-on-investment	Broad and targeted marketing campaign, contractor sales training; and audit incentives
Lack of professional/industry awareness	Professional outreach as part of marketing campaign
Contractors limited by financing options	See above under Program Cost Barriers; Home Upgrade Advisor to support contractor sales

e) Program Logic Model: See Program Logic Model in Attachment 1

f) Market Transformation Indicators (MTIs) and Evaluation Plans

Resolution E-485 (December 2, 2010) Appendix B, lists adopted Market Transformation Indicators for the 2010–2012 Energy Efficiency Portfolio, which were then amended by Energy Division in 2011 at the direction of the Commission. To ensure consistency with adopted Market Transformation Indicators and Program Evaluation strategies, BayREN proposes the following Market Transformation Indicators, based upon the proposed amended Whole House Upgrade and IDSM MTIs proposed by Energy Division in 2011:

- Commercial/Industrial/Agricultural Combined (CEI) MTI 1: Number and percent of Calculated Incentive participants who go on to implement a long-term energy plan under the Continuous Energy Improvement program. Metric Type 3.
- Commercial/Industrial/Agricultural Combined (NRA) MTI 4: Percent of NRA participants that implement recommended measures without receiving an IOU incentive. Metric Type 3.
- Whole-House MTI 2: Proportion (%) of households that elect not to perform comprehensive energy upgrades due to various barriers such as a slack of available financing, lack of qualified contractors, undesirable payback period, lack of urgency, “hassle” of upgrade, or uncertainty that the upgrades will provide appreciable benefit. Metric Type 3.
- Whole House MTI 3: The number of IOU customer households that undergo a deep upgrade (Advanced and/or IDSM) audit through IOU programs. Metric Type 3.
- IDSM MTI 2b: Percent of customers in each customer class who have received an integrated audit and percent of these customers (by audit type) who have implemented one or more of the audit recommendations (indicate how many incentivized vs. non-incentivized). Metric Type 3.
- IDSM MTI 3: Percent of customers in each customer classes who are aware of integrated programs or incentive opportunities. Metric Type 3.
- IDSM MTI 5: Water conservation, , and waste reduction strategies are incorporated into integrated program offerings. Metric Type 3.
- Program evaluation will be conducted in coordination with EM&V activities conducted on behalf of the Commission and PG&E. BayREN members will participate as possible in all data collection and interpretation activities, as directed by the Commission.

13. Additional information as required by Commission decision or ruling or as needed: N/A.

