

**DCYF  
YOUTH  
WORKFORCE  
DEVELOPMENT  
PORTFOLIO  
2024-2029  
FUNDING  
CYCLE**

**April 22, 2026**



**Old Skool Cafe**



**Life Learning Academy**



**San Francisco Fire Youth Academy**

DCYF funding is organized around **Results**, or the outcomes we seek for children, youth, TAY/A, and families.



**Supported by nurturing families and communities**



**Physically and emotionally healthy**



**Ready to learn and succeed in school**



**Ready for college, work and productive adulthood**

Within each Result, DCYF's Service Areas provide a range of funding strategies and initiatives.



- EDUCATIONAL SUPPORTS
- ENRICHMENT & SKILL BUILDING
- JUSTICE SERVICES
- YOUTH EMPOWERMENT
- YOUTH WORKFORCE DEVELOPMENT**

# The YWD Service Area includes funded services implemented by CBOs and City departments

**Grants to CBOs  
FY 25/26 - \$20.9M**

**Workorders to City Depts  
FY 25/26 - \$2.4M**

STRATEGY/ INITIATIVE	ALLOCATION	PROGRAMS
High School Partnerships	\$2.7M	5
Mayor’s Youth Employment & Education Program (MYEEP)	\$6.4M	1
Youth Workforce Development - General	\$6.7M	22
Youth Workforce Development – TAY/A	\$4.9M	12

DEPARTMENT	ALLOCATION
Dept. of Public Health	\$802.8K
Dept. of Public Works	\$200K
Office of Civic Engagement & Immigrant Affairs	\$482.5K
Recreation & Parks	\$885.5K

DCYF grants provide a **continuum of tiered career exposure** and work-based learning opportunities

**High School Partnerships**

Work based learning embedded in SFUSD high schools and connected to the school day



**Target Schools:**

Downtown HS  
John O'Connell HS  
June Jordan  
Phillip & Sala Burton HS  
SF International HS

**MYEEP**

Job readiness training and work-based learning for youth with no work experience



**Target Population:**

SF high school students in grades 9-12

**YWD - General**

Job readiness training, career exposure and work-based learning



**Target Populations:**

SF youth ages 14-17  
SF justice-involved youth ages 14-17  
SF high school at-risk or system-involved youth ages 14-17

**YWD - TAY/A**

Job readiness, job placements, career exposure and transition planning



**Target Populations:**

SF TAY/A ages 18-24  
SF TAY/A ages 18-24 who are justice system involved

## DCYF workorder funding supports the youth workforce development programs of our City partners

### DPH

DCYF supports the **TAY System of Care's** workforce training program



Participants gain skills for employment in behavioral health and receive certification and placement

### DPW

DCYF supports summer jobs for youth in **DPW's Urban Forestry program**



Participants learn plant care while helping maintain trees and green spaces.

### OCEIA

DCYF supports the **DreamSF Fellows Program** for immigrant SF youth



Fellows gain job skills and leadership experience through paid fellowships.

### RPD

DCYF supports youth workforce programs including **Greenagers and Workreation**

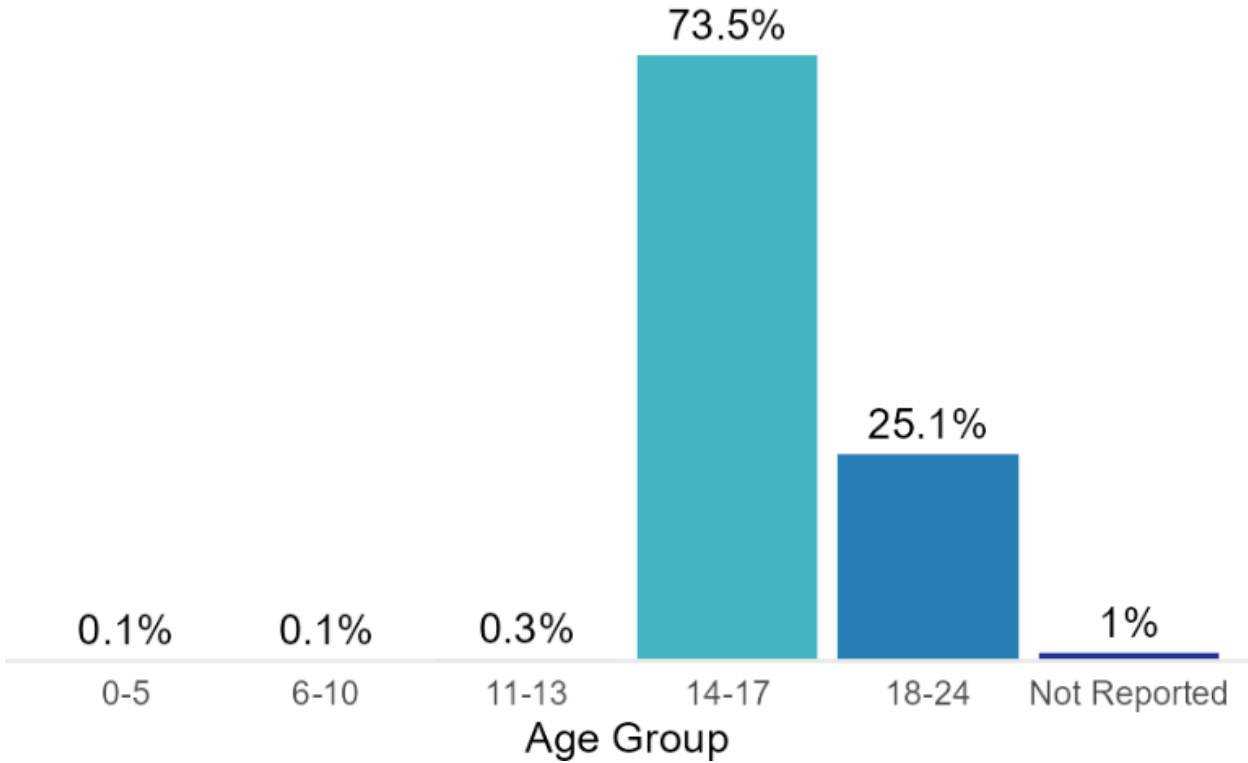


Participants gain job skills and placement at RPD sites

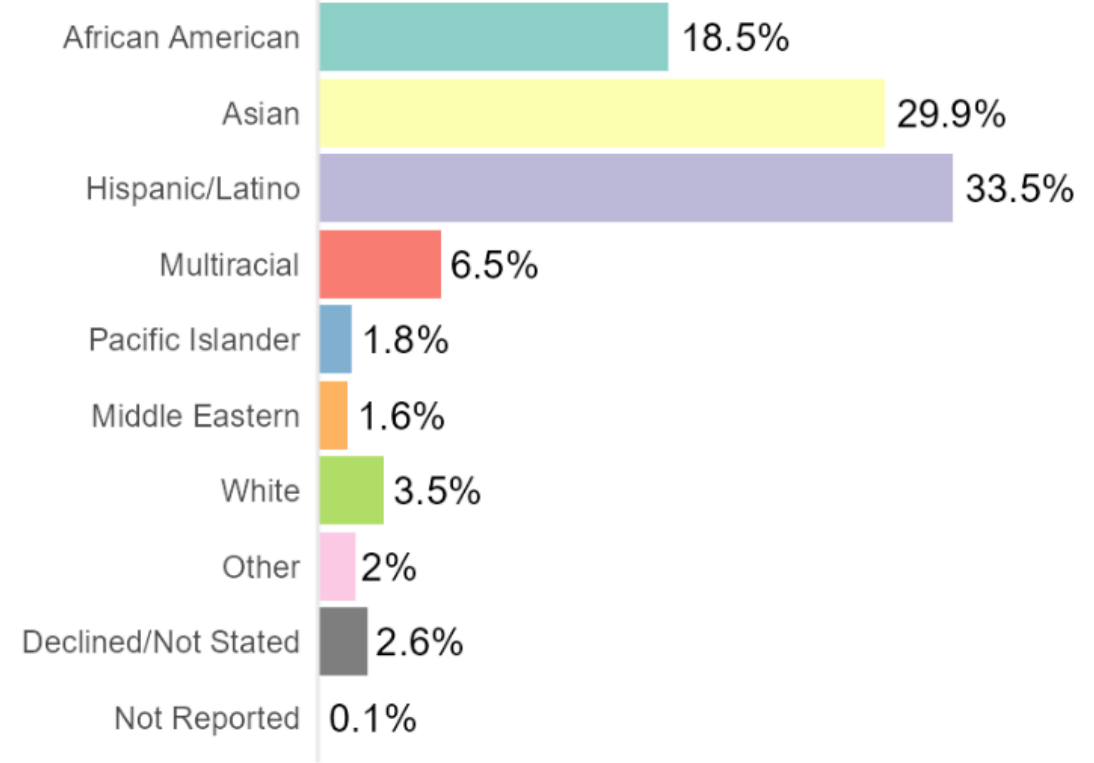
# FY24/25 YWD Grantee Year End Reports Highlights

In FY 24/25 DCYF YWD grantees **served 3,764 unique participants**

### AGE GROUP



### RACE/ETHNICITY



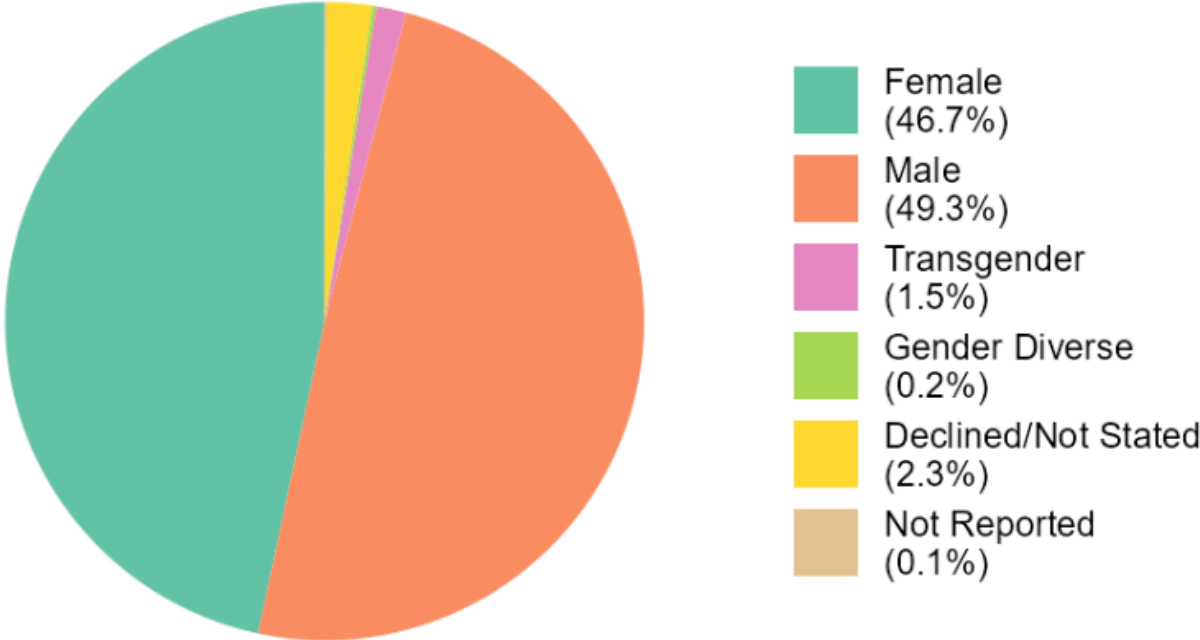
Access DCYF's Grantee Year End Reports: [https://apps.dcyf.org/granteereports2429/fy2425-sa-youth\\_workforce\\_development.html](https://apps.dcyf.org/granteereports2429/fy2425-sa-youth_workforce_development.html)

# FY24/25 YWD Grantee Year End Reports Highlights

## DISTRICT

District	%
1	3.2%
2	2.7%
3	4.6%
4	4.3%
5	8.2%
6	7.7%
7	4.2%
8	2.7%
9	13.1%
10	25.8%
11	18.4%
Other	5.2%

## GENDER



# FY24/25 YWD Grantee Year End Reports Highlights

## JOB PLACEMENTS

Job Type	Internship	Job Shadow	Work Experience
In-House Placement	104	12	115
Private - for profit	84	2	312
Private - non-profit	978	7	339
Public/government	41	11	18

## YOUTH SURVEY RESULTS

### 87% of respondents

Reported developing **education or career goals** and understanding the steps needed to achieve their goals as a result of the program.

### 79% of respondents

Reported developing **job search skills**, such as resume writing and interviewing, as a result of the program.

### 69% of respondents

Reported developing **financial literacy skills**, such as opening a bank account and making a budget, as a result of the program.



# FY24/25 YWD Grantee Year End Reports Highlights

DCYF measures YWD grantee performance using a common set of measures across workforce strategies

PERFORMANCE MEASURE	TARGET	HIGH SCHOOL PARTNERSHIPS	MYEEP	YWD-GENERAL	YWD-TAY/A
Participants served vs. projected	90%	146%	104%	109%	142%
Work-based learning experiences	85%	29%	102%	65%	56%
Transition plan completion	90%	26%	61%	45%	22%
Quality improvement completion (YPQI)	100%	100%	0%	75%	0%
Youth feel supported by adults	75%	92%	92%	93%	88%
Education/career goal development	75%	87%	87%	90%	84%
Job readiness skills gained	75%	66%	83%	80%	80%
Financial literacy skills gained	75%	45%	85%	69%	54%
Employment at program completion*	75%	—	—	—	6%

\* Only measured for YWD-TAY/A



[www.dcyf.org](http://www.dcyf.org)