

1 [Appropriation - Proceeds from CleanPowerSF Revenue and California Public Utilities
2 Commission Grant Funds for CleanPowerSF Capital Improvements - \$1,607,220 - FY2023-
3 2024]

4 **Ordinance appropriating \$759,000 CleanPowerSF revenue for CleanPowerSF Capital**
5 **Improvements and \$848,220 in California Public Utilities Commission grant funds to**
6 **implement the Disadvantaged Communities Green Tariff and Community Solar Green**
7 **Tariff Programs for Fiscal Year (FY) 2023-2024.**

8
9 Note: **Unchanged Code text and uncodified text** are in plain Arial font.
10 **Additions to Codes** are in *single-underline italics Times New Roman font*.
11 **Deletions to Codes** are in *strikethrough italics Times New Roman font*.
12 **Board amendment additions** are in double-underlined Arial font.
13 **Board amendment deletions** are in ~~strikethrough Arial font~~.
14 **Asterisks (* * *)** indicate the omission of unchanged Code
15 Subsections or parts of tables.

16 Be it ordained by the People of the City and County of San Francisco:

17 Section 1. The sources of funding outlined below are herein appropriated to reflect the
18 funding available for Fiscal Year 2023-2024.

19 **SOURCES Appropriation**

1	Fund /	Project & Activity /	Account	Description	Amount
2	Department ID	Authority			
3	24761	10036187-0001	495045	ITI from	\$759,000
4	CleanPowerSF Cap	CleanPowerSF	ITI Fr 5Q-	CleanPowerSF	
5	Revenue Fund /	Capital Budget /	Cleanpowersf Funds	Funds	
6	198644 HHP	21297 Capital			
7	CleanPowerSF	Program			
8		CleanPowerSF			
9					
10	25160 CLPSF Public	10038863-0001 DAC	479902 Public	Other Revenues	\$848,220
11	Purpose Prog/	Solar Program/	Purpose Program		
12	198644 HHP	22235 DAC Solar			
13	CleanPowerSF	Program			
14					
15	Total SOURCES Appropriation				\$1,607,220

17 Section 2. The uses of funding outlined below are herein appropriated in Account 584030
18 (Capital Renewal Projects) and reflects the projected uses of funding to support the
19 CleanPowerSF Capital Improvement Program at the San Francisco Public Utilities Commission
20 for Fiscal Year 2023-2024.

21
22
23
24
25

1 **USES Appropriation**

2	Fund /	Project & Activity /	Account	Description	Amount
3	Department ID	Authority			
4	24761	10036106-0001	584030	Local Renewable	\$759,000
5	CleanPowerSF Cap	Local Renewable	Capital Renewal	Energy Program	
6	Revenue Fund /	Energy Program /	Projects		
7	198644 HHP	21785			
8	CleanPowerSF	Local Renewable			
9		Energy Program			
10					
11	25160 CLPSF Public	10038863-0001 DAC	584030	DAC Solar Program	\$848,220
12	Purpose Prog/	Solar Program/	Capital Renewal		
13	198644 HHP	22235 DAC Solar	Projects		
14	CleanPowerSF	Program			
15					
16	Total USES Appropriation				\$1,607,220

17
18
19
20
21
22
23
24
25

Section 3. The Controller is authorized to record transfers between funds and adjust the accounting treatment of sources and uses appropriated in this ordinance as necessary to conform to Generally Accepted Accounting Principles and other laws.

1 APPROVED AS TO FORM:
2 DAVID CHIU, City Attorney

FUNDS AVAILABLE
BEN ROSENFELD, Controller

3 By: /s/ _____
4 JON GIVNER
Deputy City Attorney

By: /s/ _____
BEN ROSENFELD
Controller

5
6
7
8
9
10
11
12
13
14
15
16
17
18
19
20
21
22
23
24
25

<p>Item 17 File 23-0653</p>	<p>Department: Public Utilities Commission</p>
<p>EXECUTIVE SUMMARY</p>	
<p style="text-align: center;">Legislative Objectives</p> <ul style="list-style-type: none"> • File 23-0653 is an ordinance appropriating \$759,000 in CleanPowerSF revenues to fund capital projects and \$848,220 in California Public Utilities Commission grant funds to fund the Disadvantaged Communities Green Tariff and Community Solar Green Tariff programs in FY 2023-24. The total appropriation is \$1,607,220. <p style="text-align: center;">Key Points</p> <ul style="list-style-type: none"> • According to the SFPUC’s 10-Year Financial Plan (adopted in February 2023), the CleanPowerSF Capital Improvement Plan includes funding of approximately \$73 million from FY 2023-24 to FY 2032-33. Of the \$73 million, \$48.8 million will fund the Local Renewable Energy Program, \$12.1 million will fund the Customer Program, and \$12.2 million will fund the Disadvantaged Community and Green Tariff Solar Program. • The Local Renewable Energy Program funds the development of new renewable energy (solar) and battery storage facilities to help CleanPowerSF meet its renewable energy mix targets. • The CleanPowerSF Customer Program provides incentives to customers for solar installations, solar water heating, and electric vehicles. • The Disadvantaged Communities Green Tariff and Community Solar Green Tariff Programs provide funding for discounts to participating customers that meet eligibility criteria. <p style="text-align: center;">Fiscal Impact</p> <ul style="list-style-type: none"> • CleanPowerSF revenues come from customers. According to the SFPUC’s 10-Year Financial Plan for FY 2022-23 – FY 2032-33, retail rates are projected to decrease by 10.8 percent in FY 2022-23, increase by 15 percent in FY 2023-24 and then decrease by 3 percent total between FY 2024-25 through FY 2032-33. <p style="text-align: center;">Recommendation</p> <ul style="list-style-type: none"> • Approve the proposed ordinance. 	

MANDATE STATEMENT

Charter Section 9.105 states that the Board of Supervisors shall approve by ordinance all amendments to the Annual Appropriation Ordinance after the Controller certifies the availability of funds.

Charter Section F1.113 states that 0.2 percent of the City's budget, excluding bond debt, must be set-aside for the Controller's audit fund.

BACKGROUND

CleanPowerSF

CleanPowerSF, operated by the San Francisco Public Utilities Commission (SFPUC) Power Enterprise, provides electricity generated from renewable sources to approximately 380,000 San Francisco customers. In 2016, CleanPowerSF began serving customers after the enactment of California Public Utilities Code Section 331.1(c) and 366.2 in 2002 authorizing local governments to create community choice aggregators to provide electricity to customers using the existing investor-owned utility's billing, transmission, and distribution infrastructure. Between 2004 and 2015, the Board of Supervisors approved a series of legislation supporting implementation of CleanPowerSF as the City's community choice aggregator.¹ In February 2021, the Board of Supervisors authorized CleanPowerSF to join a nine-member Joint Powers Agreement (JPA) with other community choice aggregators in Northern California (Ordinance 25-21).² The JPA, called California Community Power or "CC Power," was formed in April 2021.

DETAILS OF PROPOSED LEGISLATION

File 23-0653 is an ordinance appropriating \$759,000 in CleanPowerSF revenues to fund capital projects and \$848,220 in California Public Utilities Commission grant funds to fund the Disadvantaged Communities Green Tariff and Community Solar Green Tariff programs in FY 2023-24. The total appropriation is \$1,607,220.

¹ See Ordinance Nos. 86-04, 147-07, 232-09, 45-10, 200-12, and 78-14; and Resolution Nos. 348-12, 331-13, and 75-15.

² According to the Budget and Legislative Analyst's report to the January 27, 2021 Budget and Finance Committee, the JPA was to be made up of Clean Power SF; Central Coast Community Power (serving parts of Monterey, San Benito, Santa Cruz, San Luis Obispo and Santa Barbara counties); East Bay Community Energy Authority (Alameda County); Marin Clean Energy Authority (serving Contra Costa, Marin, Napa and Solano counties as well as towns and cities within those counties); San Jose Clean Energy (City of San Jose); Redwood Coast Energy Authority (Humboldt County); Peninsula Clean Energy (San Mateo County and incorporated cities); Silicon Valley Clean Energy Authority (parts of Santa Clara County); and Sonoma Clean Power Authority (Sonoma and Mendocino Counties).

CleanPowerSF Capital Plan

According to the SFPUC's 10-Year Financial Plan (adopted in February 2023), the CleanPowerSF Capital Improvement Plan includes funding of approximately \$73 million from FY 2023-24 to FY 2032-33. Of the \$73 million, \$48.8 million will fund the Local Renewable Energy Program, \$12.1 million will fund the Customer Program, and \$12.2 million will fund the Disadvantaged Community and Green Tariff Solar Program.

The SFPUC's 2022 fund balance requires that require that CleanPowerSF maintain at least 150 days of cash on hand (or 41% of operating expenditures) and has a reserve target of 180 days cash on hand (or 49% of operating expenditures). If the Fund Balance Reserve ends the fiscal year below the target of 180 days cash on hand, budgets and rates must be set to build back up to the target within three fiscal years. According to the FY 2023-24 to FY 2032-33 Ten Year Financial Plan, the CleanPowerSF fund balance is projected to be 31% of operating expenditures in FY 2023-24 and 50% in FY 2024-25 than remain above 50% through FY 3032-33.

Local Renewable Energy Program

The Local Renewable Energy Program funds the development of new renewable energy (solar) and battery storage facilities to help CleanPowerSF meet its renewable energy mix targets. Funding would go towards planning, design, construction management and environmental review. The facilities will be initially operated by third-parties (through power purchase agreements) but may be purchased by CleanPowerSF in the future through a buy-out option for the City.

Customer Program

The CleanPowerSF Customer Program provides incentives to customers for solar installations, solar water heating, and electric vehicles.

California Public Utilities Commission Disadvantaged Communities Green Tariff and Community Solar Green Tariff Programs

As directed by Assembly Bill 327, the California Public Utilities Commission (CPUC) created the Disadvantaged Communities Green Tariff and Community Solar Green Tariff Programs to increase the use of renewable energy in disadvantaged communities.


Eligible customers participating in the Disadvantaged Communities Green Tariff and Community Solar Green Tariff programs will receive 100 percent renewable energy at a 20 percent discount off their monthly electricity bill.

FISCAL IMPACT

CleanPowerSF revenues come from customers. According to the SFPUC's 10-Year Financial Plan for FY 2022-23 – FY 2032-33, retail rates are projected to decrease by 10.8 percent in FY 2022-23, increase by 15 percent in FY 2023-24 and then decrease by 3 percent total between FY 2024-25 through FY 2032-33.

RECOMMENDATION

Approve the proposed ordinance.



SFPUC 23-24 Operating Budget midcycle changes and Capital Budget

June 14, 2023



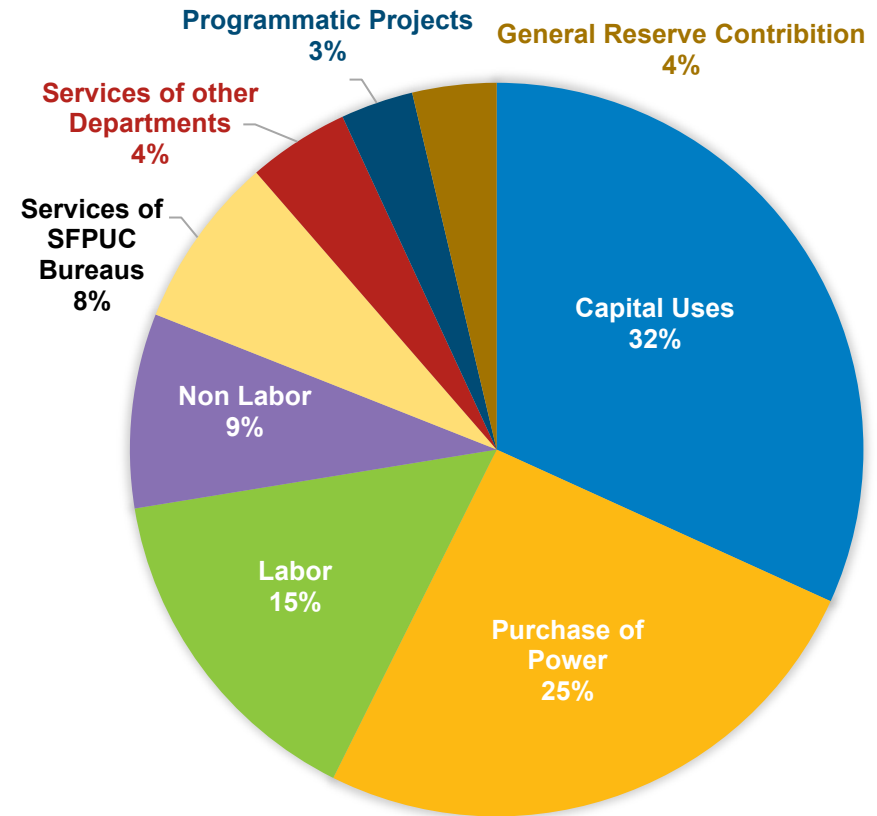
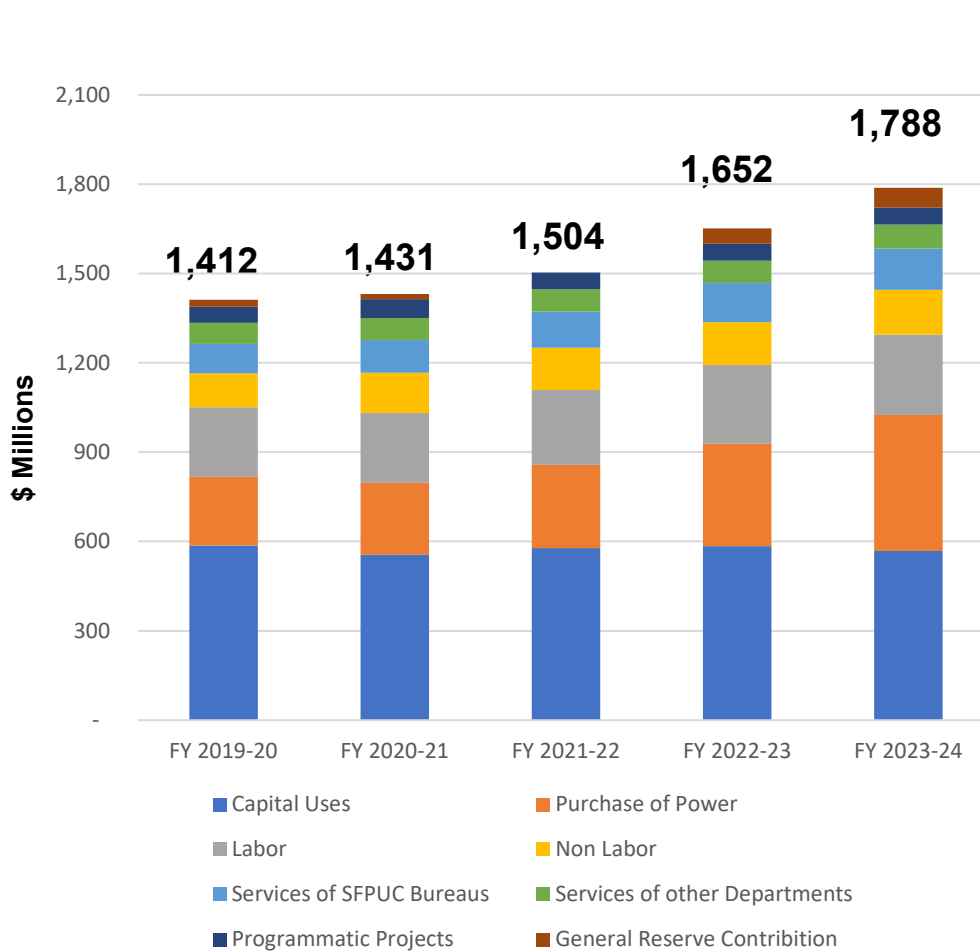
San Francisco
**Water
Power
Sewer**



Budget Update

- Fixed 2-year operating budget was adopted last year. Now making minimal mid-cycle changes
- Last year we only adopted a 1-year capital budget so we could work intensively on rightsizing our capital plan for ratepayer affordability and deliverability
- That work is done, and we reduced our capital plan by over \$1 billion
- Asking for approval of FY 23-24 Capital Budget

Operating Budget Overview



FY 2023-24



Midcycle Operating Budget Changes

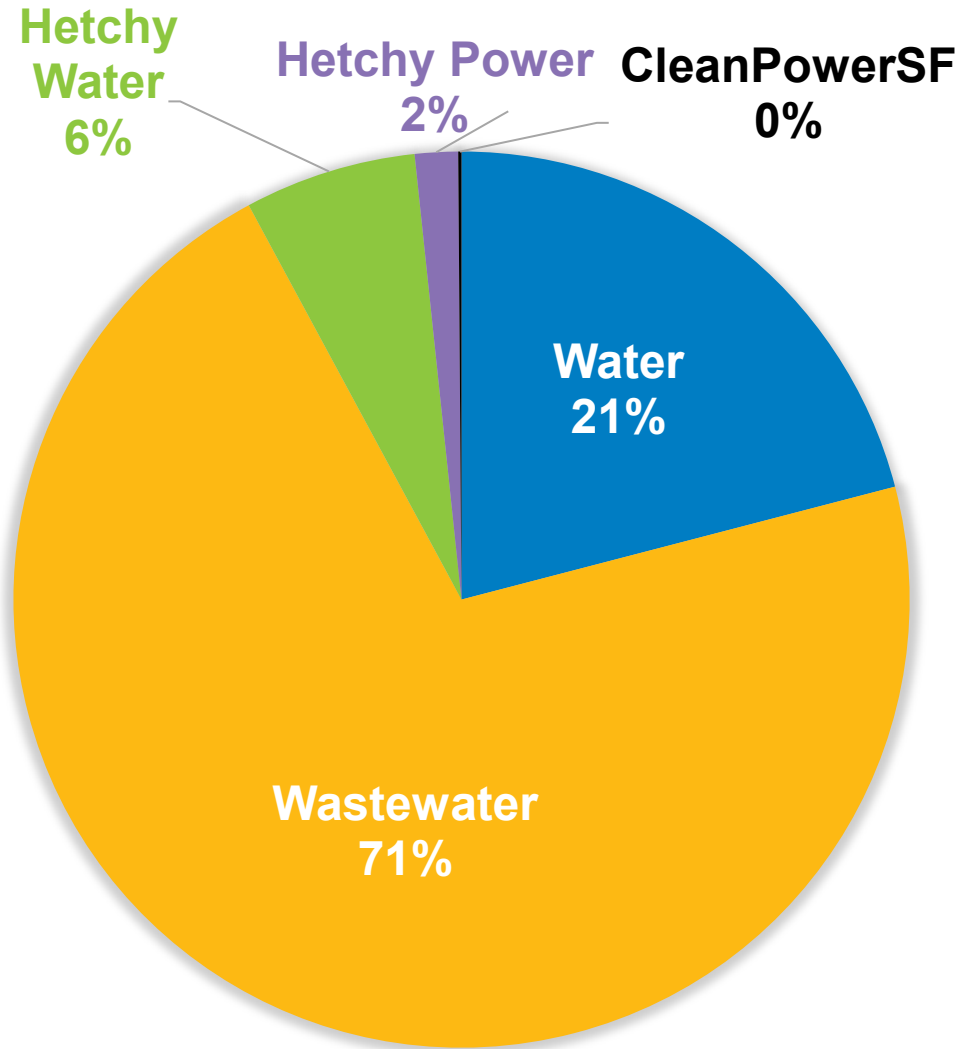
List of major changes from original FY 2023-24 budget

Item	\$
Increases in power purchase costs	123.7
Debt Service savings	(27.7)
Savings in Revenue Funded Capital	(14.2)
Increase to COWCAP	2.4
Recycled Water Plant operating costs	2.1
Mandatory Fringe Benefit increases	1.8
Other changes	(0.7)
Change in General Reserve contribution	9.3
Total	\$97 Million



FY 2023-24 Capital Budget

\$ million	FY 23-24 Capital Budget
Water	290.0
Wastewater	985.5
Hetchy-Water	85.9
Hetchy-Local Power	21.5
CleanPowerSF	1.6
Total	1,384.5



+ Bond Financing Authorizations



Key Capital Projects

- Southeast Plant Biosolids Digester Facilities
- Treasure Island Wastewater Treatment
- Repair and replacement of sewer and water mains
- Folsom and Lower Alemany stormwater upgrades
- Mountain Tunnel Improvements
- San Joaquin Pipeline Life Extension
- Sunol Valley Treatment Plant Improvements
- Millbrae Yard Improvements
- Redevelopment Power Distribution
- Public Power Expansion



Constraining Costs

- Capital is largest – and growing – share of operating costs
- Growing power purchase costs put pressure on Power's rates

Cost saving measures:

- No rate increases in FY 2022-23 in response to pandemic
- Massive agency-wide effort over last year to prioritize capital plan
 - Reduced 10-year capital plan by **over a billion dollars** compared to prior plan
- Successfully applying for low-interest state and federal loans
 - Results in interest savings vs. issuing our own bonds
 - \$2.4 billion in executed loans and grants, resulting in potential projected **savings of up to \$1.5 billion**
 - \$804 million in additional loan applications pending



SFPUC Capital Supplemental and Debt Authorization Legislation

1. [File 230656](#): AAO Amendment for the SFPUC FY 2023-2024 Operating Budget
2. [File 230652](#): Supplemental Appropriations for the Hetch Hetchy Water & Power Capital Program
3. [File 230653](#): Supplemental Appropriations for CleanPowerSF Capital Program
4. [File 230654](#): Supplemental Appropriations for Water Capital Program
5. [File 230655](#): Supplemental Appropriations for Wastewater Capital Program
6. [File 230665](#): Authorization to issue Water Revenue Bonds
7. [File 230666](#): Authorization to issue Wastewater Revenue Bonds
8. [File 230667](#): Authorization to issue Power Revenue Bonds

Questions?



Attachment A - Water Enterprise

Authority		Funding Source					FY 2023-24	
Roll Up	Authority ID	Project	Activity	Dept.	Fund	Account	Description of Appropriation or Fund	(Revised)
17731	17731	10026501	0001	232396	26418	480111	Proceeds from Sale of Bonds	184,090,089
17731	17731	10026501	0001	232396	26419	480111	Proceeds from Sale of Bonds	97,811,259
19133	15680	10015493	0001	232396	26603	495030	Water Enterprise Revenue	25,000,000
19133	15680	10015493	0001	232396	25960	495030	Water Enterprise Revenue	20,579,658
19063	15526	10015134	0001	232396	26510	479993	Water Capacity Fees	4,797,000
TOTAL - Funding Source								332,278,006

Authority		Use of Funds					FY 2023-24	
Roll Up	Authority ID	Project	Activity	Dept.	Fund	Account	Description of Appropriation or Fund	(Revised)
Regional Water								
19056	15479	10015056	0001	232421	26418	567000	Regional Water Treatment Program	150,892,971
19056	15479	10015056	0001	232421	26603	584030	Regional Water Treatment Program	2,164,877
19058	15492	10015089	0001	232421	26603	584030	Water Supply and Storage	4,764,596
19059	15499	10015102	0001	232421	26603	584030	Watersheds and Land Management	12,158,483
19060	15513	10015117	0001	232421	26603	584030	Communications and Monitoring	1,998,767
19061	15516	10015123	0001	232421	26418	567000	Buildings & Ground Regional	5,583,605
19061	15516	10015123	0001	232421	26603	584030	Buildings & Ground Regional	3,513,277
19069	15549	10015233	0001	232421	26603	584030	Long Term Monitoring & Permit Program	400,000

Local Water								
80119	20711	10034505	0001	232406	26419	567000	Water Supply Projects Local	2,336,692
19063	15531	10015134	0001	232406	26510	584030	Local Water Conveyance/Distribution	4,797,000
19063	15531	10015134	0001	232406	25960	584030	Local Water Conveyance/Distribution	16,746,216
19063	15531	10015134	0001	232406	26419	567000	Local Water Conveyance/Distribution	66,246,594
19065	22139	10038792	0001	232406	25960	584030	System Monitoring & Control	3,833,442
19066	15538	10015222	0001	232406	26419	567000	Local Reservoir & Tank Improvements	10,582,000
19067	15543	10015227	0001	232406	26419	567000	Pump Station Improvements	859,859
19112	15612	10015425	0001	232406	26419	567000	Automated Meter Reading System	3,114,425
TOTAL - Project Costs								289,992,804

17731	17731	10026501	0001	232396	26418	573110	Financing Cost	27,208,515
17731	17731	10026501	0001	232396	26418	581130	Controller's Audit Fund	312,953
17731	17731	10026501	0001	232396	26418	567000	Revenue Bond Oversight Committee	92,045
TOTAL - Regional Financing/Other Cost								27,613,513

17731	17731	10026501	0001	232396	26419	573110	Financing Cost	14,456,504
17731	17731	10026501	0001	232396	26419	581130	Controller's Audit Fund	166,279
17731	17731	10026501	0001	232396	26419	567000	Revenue Bond Oversight Committee	48,906
TOTAL - Local Financing/Other Cost								14,671,689

17731	17731	10026501	0001	232396	26603	581130	Controller's Audit Fund	0
17731	17731	10026501	0001	232396	25960	581130	Controller's Audit Fund	0
17731	17731	10026501	0001	232396	26510	581130	Controller's Audit Fund	0

TOTAL - Use of Funds **332,278,006**

Attachment A - Wastewater Enterprise

Funding Source

Authority								FY 2023-24
Roll Up	Authority ID	Project	Activity	Dept	Fund	Account	Description of Appropriation or Fund	(Revised)
19471	17732	10026508	0001	229267	20720	480111	Proceeds Sale of Bonds	915,923,953
19471	17732	10026508	0001	229267	20707	480111	Proceeds Sale of Bonds	131,364,333
19141	15722	10031235	0001	229267	20550	495022	Wastewater Enterprise Revenue	81,338,116
19141	15722	10031235	0001	229267	20530	479993	Wastewater Capacity Fee	13,971,000
TOTAL - Funding Source								1,142,597,402

Use of Funds

Authority								FY 2023-24
Roll Up	Authority ID	Project	Activity	Dept	Fund	Account	Description of Appropriation or Fund	(Revised)
19142	15733	10029731	0002	229267	20720	567000	SSIP Program-Wide Management	18,000,000
19142	15728	10015795	0001	229267	20720	567000	Biosolids Digester Project	535,788,474
19142	15735	10026823	0001	229267	20720	567000	Treatment Plants - Southeast	47,996,135
19142	15736	10015813	0001	229267	20720	567000	Treatment Plants - Other	25,443,455
SSIP - Treatment Facilities Program								609,228,064
19142	15726	10015791	0001	229267	20720	567000	Collection System Improvements	83,121,607
SSIP - Sewer/Collection System Program								83,121,607
19142	15729	10002780	0001	229267	20720	567000	Green Infrastructure Projects	24,836,303
19142	15730	10015801	0001	229267	20720	567000	Flood Resilience-Hydraulic	43,349,386
SSIP - Storm Water/Flood Control Program								68,185,689
TOTAL - SSIP								778,535,360
19141	15722	10031235	0001	229267	20550	584030	R & R Collection System	74,975,947
19141	15722	10031235	0001	229267	20530	584030	R & R Collection System	13,971,000
19141	15724	10031247	0001	229267	20550	584030	R & R Collection System	6,199,493
19134	15707	10015546	0001	229267	20707	567000	WW Treasure Island Capital Improvements	111,659,683
TOTAL - Non SSIP								206,806,123
TOTAL - Project Costs								985,341,483
19471	17732	10026508	0001	229267	20720	573110	Financing Costs	135,373,560
19471	17732	10026508	0001	229267	20720	581130	Controller's Audit Fund	1,557,071
19471	17732	10026508	0001	229267	20720	567000	Revenue Bond Oversight Committee	457,962
TOTAL - SSIP Financing/Other Costs								137,388,593
19471	17732	10026508	0001	229267	20707	573110	Financing Costs	19,415,648
19471	17732	10026508	0001	229267	20707	581130	Controller's Audit Fund	223,320
19471	17732	10026508	0001	229267	20707	567000	Revenue Bond Oversight Committee	65,682
TOTAL - Non-SSIP Financing/Other Costs								19,704,650
19471	17732	10026508	0001	229267	20550	581130	Controller's Audit Fund	162,676
19471	17732	10026508	0001	229267	20530	581130	Controller's Audit Fund	0
TOTAL - Use of Funds								1,142,597,402

Attachment A - Hetchy Hetchy

Funding Source

Authority Roll Up	Authority ID	Project	Activity	Dept.	Fund	Account	Description of Appropriation or Fund	FY 2023-24 (Revised)
15366	15366	10014121	0001	231621	25337	480111	Proceeds from Sale of Bonds	17,070,463
15366	15366	10014121	0001	231621	25337	480111	Proceeds from Sale of Bonds	23,960,904
15366	15366	10014121	0001	231621	26602	480111	Proceeds from Sale of Bonds	77,084,105
15405	15405	10014672	0001	231621	24990	495029	Hetch Hetchy Revenue	5,015,000
15404	15404	10014665	0001	298648	24990	479988	Cap and Trade Revenue	890,000
TOTAL								124,020,472

Use of Funds

Authority Roll Up	Authority ID	Project	Activity	Dept.	Fund	Account	Description of Appropriation or Fund	FY 2023-24 (Revised)
80427	22141	10014226	0001	298648	25337	567000	Distribution Services Retail	9,122,894
15377	15377	10014281	0001	298648	24990	584030	Streetlight Replacement	2,815,000
15404	15404	10014665	0001	298648	24990	584030	General Fund Energy Efficiency	890,000
15383	15383	10034512	0001	298648	24990	584030	Public Power Expansion Project	2,200,000
15383	15383	10034512	0001	298648	25337	567000	Public Power Expansion Project	5,387,000

TOTAL - Power 20,414,894

15363	15363	10014065	0001	298646	26602	567000	Hetchy Water - Water Infrastructure	48,857,770
15365	15365	10014093	0001	298646	26602	567000	Hetchy Joint Projects - Water	16,663,719
15365	15365	10014093	0001	298646	25337	567000	Hetchy Joint Projects - Power	20,366,768

TOTAL - Water 85,888,257

TOTAL - Project Costs 106,303,151

15366	15366	10014121	0001	298646	26602	573110	Hetchy Water Financing Costs	11,393,031
15366	15366	10014121	0001	298646	26602	581130	Controller's Audit Fund	131,043
15366	15366	10014121	0001	298646	26602	567000	Revenue Bond Oversight Committee	38,542

TOTAL - Financing/Other Costs 11,562,616

15366	15366	10014121	0001	298647	25337	573110	Hetchy Power Financing Costs	6,134,189
15366	15366	10014121	0001	298647	25337	581130	Controller's Audit Fund	0
15366	15366	10014121	0001	298647	25337	567000	Revenue Bond Oversight Committee	20,516

TOTAL - Financing/Other Costs 6,154,705

15366	15366	10014121	0001	298646	24990	581130	Controller's Audit Fund	0
-------	-------	----------	------	--------	-------	--------	-------------------------	---

TOTAL - Use of Funds 124,020,472

Authority Roll Up	Authority ID	Project	Activity	Dept.	Fund	Account	De-Appropriation or Fund	
15371	15371	10014221	0001	298648	25353	567000	Alice Griffith/Candlestick Point	(7,814,332)
15391	15391	10014576	0001	298648	25353	567000	Treasure Island Capital Improvement	(1,707,065)
15391	15391	10014576	0001	298648	25337	567000	Treasure Island Capital Improvement	(8,915,086)
Total-Uses of Fund								(18,436,483)

Authority Roll Up	Authority ID	Project	Activity	Dept.	Fund	Account	Re-Appropriation or Fund	
80427	22141	10014221	0001	298648	25353	567000	Alice Griffith/Candlestick Point	7,814,332
80427	22142	10014576	0001	298648	25353	567000	Treasure Island Capital Improvement	1,707,065
80427	22142	10014576	0001	298648	25337	567000	Treasure Island Capital Improvement	8,915,086
Total-Uses of Fund								18,436,483

Authority Roll Up	Authority ID	Project	Activity	Dept.	Fund	Account	De-Appropriation or Fund	
15378	15378	10014335	0001	298646	24990	584030	Rim Fire	6,935,994.48

Authority Roll Up	Authority ID	Project	Activity	Dept.	Fund	Account	Re-Appropriation or Fund	
10000	10000	10029992	0004	231621	24970	598040	Hetchy Operating Fund Balance	6,935,994.48

Attachment A - CleanPowerSF

Funding Source

Authority Roll Up	Authority ID	Project	Activity	Dept.	Fund	Account	Description of Appropriation or Fund	FY 2023-24
80233	21297	10036187	0001	198644	24761	495045	ITI from CleanPowerSF Funds	759,000
80444	22235	10038863	0001	198644	25160	479902	Other Revenues	848,220
TOTAL-Source of Fund								1,607,220

Use of Funds

Authority Roll Up	Authority ID	Project	Activity	Dept.	Fund	Account	Description of Appropriation or Fund	FY 2023-24
80233	21785	10036106	0001	198644	24761	584030	Local Renewable Energy Program	759,000
80444	22235	10038863	0001	198644	25160	584030	DAC Solar Program	848,220
Total-Uses of Fund								1,607,220

REQUEST FOR SUPPLEMENTAL APPROPRIATION

DEPARTMENT: SFPUC – CleanPowerSF Enterprise **DATE:** 5/11/2023

To the Mayor:

Request is hereby made for supplemental appropriation from the following appropriation(s) or fund(s) in the amount(s) indicated;

APPROPRIATION NUMBER	DESCRIPTION OF APPROPRIATION OR FUND	AMOUNT
Fund Department ID Authority Project Activity Account	See Attachment A	

to the credit of the following appropriation(s) or fund(s) in the amount(s) indicated:

APPROPRIATION NUMBER	DESCRIPTION OF APPROPRIATION OR FUND	AMOUNT
Fund Department ID Authority Project Activity Account	See Attachment A	


There are no surpluses in any of this department's appropriations available for transfer for the requested purpose(s). Complete detail as to the necessity for THIS appropriation is stated in attached letter.


APPLICABLE BOXES MUST BE CHECKED

- This request included capital projects (s.o. 06700 OR 06700); a separate copy has been sent to the Chair, Capital Improvement Advisory Committee.
- These funds have not been previously requested.
- These funds were previously requested by:

() <i>Supplemental Appropriation</i>	or	() <i>Budget Estimate</i>	and were
() <i>reduced</i> or	() <i>denied</i>	by The Mayor, or The Board of Supervisors.	

CERTIFIED AS TO FACTS AND AMOUNTS AS ABOVE STATED, AND

RECOMMENDED:  (Department Head)
Nancy L. Horn, AGM Business Services, SFPUC

APPROVED:  (Board or Commission)
Dennis Herrera, General Manager, SFPUC

Recorded Controller's Budget Division

By: _____ Date: _____ Request No. _____

FOR MAYOR'S USE

To the Controller:

The above request meets with my approval; as indicated above. You are hereby requested to prepare the necessary appropriation ordinance.

APPROVED:
Mayor London N. Breed BY: _____ DATE: _____

OFFICE OF THE MAYOR
SAN FRANCISCO



RECEIVED
LONDON N. BREED
SAN FRANCISCO MAYOR
2023 MAY 31 9:05 AM
PH 2:31
BY *[Signature]*

To: Angela Calvillo, Clerk of the Board of Supervisors
From: Anna Duning, Mayor's Budget Director
Date: June 1, 2023
Re: Mayor's FY 2023-24 and FY 2024-25 Budget Submission

Madam Clerk,

In accordance with City and County of San Francisco Charter, Article IX, Section 9.100, the Mayor's Office hereby submits the Mayor's proposed budget by June 1st, corresponding legislation, and related materials for Fiscal Year (FY) 2023-24 and FY 2024-25.

In addition to the Mayor's Proposed FY 2023-24 and FY 2024-25 Budget Book, the following items are included in the Mayor's submission:

- The Annual Appropriation Ordinance and Annual Salary Ordinance, along with Administrative Provisions
- The proposed budget for the Office of Community Investment and Infrastructure for FY 2023-24
- The Airport Annual Salary Ordinance Supplemental for FY 2023-24
- The Port of San Francisco Annual Salary Ordinance Supplemental for FY 2023-24 and Annual Appropriation Ordinance Supplemental for FY 2023-24
- The Public Utilities Commission Capital Budget for FY 2023-24 and Annual Appropriation Ordinance Supplemental for FY 2023-24
- 34 separate pieces of trailing legislation (see list attached)
- A Transfer of Function letter detailing the transfer of positions from one City department to another
- An Interim Exception letter
- A letter addressing funding levels for nonprofit corporations or public entities for the coming two fiscal years
- Memo to the Board President requesting for 30-day rule waivers on ordinances

Please note the following:

- Technical adjustments to the June 1 budget are being prepared, but are not submitted with this set of materials.

Sincerely,

[Signature]
Anna Duning
Mayor's Budget Director

cc: Members of the Board of Supervisors
Budget & Legislative Analyst's Office
Controller

RECEIVED
BOARD OF SUPERVISORS
SAN FRANCISCO
2023 JUN - 1 PM 2:34
BY *[Signature]*

DEPT	Item	Description	Type of Legislation	File #
ADM	Code Amendment	Amending the Administrative Code to eliminate the Annual Joint Fundraising Drive	Ordinance	230648
ADM	Code Amendment	Amending the Administrative and Environment Codes to reduce reporting burdens, so as to update insurance manuals when requested or necessary, instead of on an annual basis, and eliminating some scheduled reports	Ordinance	230647
ADM	Code Amendment	Amending the Administrative Code relating to Technology Commodities and Services Procurements, to eliminate the Tech Marketplace fee	Ordinance	230649
ADM	Continuing Prop J	City Administrator's Office convention facility management services, Real Estate custodial services, and Fleet and Real Estate security services	Resolution	230672
BOS	Continuing Prop J	Board of Supervisors Budget and Legislative Analyst Services for FY 2023-24	Resolution	230672
CON	Access Line Tax (ALT) Tax Rates	Sets Access Line Tax in line with 2023 Consumer Price Index. Revenues assumed in budget.	Ordinance	230676
CON	Neighborhood Beautification Fund	Neighborhood Beautification and Graffiti Clean-Up Fund Option (now known as the Community Challenge Grant Program)	Ordinance	230668
DBI	Department of Building Inspection Fee Changes	Changing the fee structure for DBI fees that are charged for permitting and inspection	Ordinance	230658
DEC	Early Care and Education Commercial Rents Tax Baseline	Amending the baseline funding requirements for early care and education programs to enable the City to use Early Care and Education Commercial Rents Tax revenues for those programs	Ordinance	230661
DEC	Early Care and Education, Commercial Rents Tax Deductions	Amending the Business and Tax Regulations Code relating to the Early Care and Education Commercial Rents Tax Sublessor Deduction	Ordinance	230660
DEM	EMSA Fee Changes	Updating medical services fees due to annual adjustments for the purposes of funding trauma and pediatric centers. Fees also required for certain additional services.	Ordinance	230659

DPH	Patient Rates	Amending the Health Code to set patient rates and rates for other services provided by the Department of Public Health.	Ordinance	230662
DPH	Recurring State Grants	Accept and expend for annual, recurring state grant funds.	Resolution	230677
DPH	Managed Care Rates	Amending the Health Code to set managed care rates provided by the Department of Public Health.	Ordinance	230650
DPH	Public Health Foundation MOU	MOU between DPH and San Francisco Public Health Foundation to establish roles and responsibilities for purposes of fundraising and capital projects	Resolution	230673
DPH	Hospital Foundation MOU	MOU between DPH and San Francisco General Hospital Foundation to establish roles and responsibilities for purposes of fundraising and capital projects	Resolution	230674
DPH	Mobile Crisis Grant	Grant agreement between DPH and Advocates for Human Potential Inc. for anticipated revenue that support behavioral health mobile crisis and non-mobile crisis services	Resolution	230679
DPH	Continuing Prop J	Department of Public Health Security Services	Resolution	230672
DPW	Continuing Prop J	Department of Public Works Security Services for FY 2023-24	Resolution	230672
ECN	Contract Amendment - MidMarket Foundation	Contract amendment to reflect budgeted funding levels for the Mid-Market Foundation - Mid-Market/Tenderloin Community-Based Safety Program	Resolution	230681
ECN	Contract Amendment – San Francisco Tourism Improvement District Management Corporation	Contract amendment to reflect budgeted funding levels for the San Francisco Tourism Improvement District Management Corporation – Downtown Welcome Ambassador Program	Resolution	230680
ECN	Film Commission Fee Changes	Increase of filming fees for the SF Film Commission	Ordinance	230651
HOM	CAAP Legislation	Annual legislation for CAAP housing, required if appropriations for HSH fund exceed \$11.9 million, including expenditure details and explanation of benefits provided	Resolution	230675
HOM	Continuing Prop J	Homelessness and Supportive Housing security services	Resolution	230672

HSA	Continuing Prop J	Human Services Agency Security Services for FY 2023-24	Resolution	230672
HSH/ DPH	Funding Reallocation - Our City, Our Home Homelessness Gross Receipts Tax	Ordinance reallocating approximately \$60,000,000 in unencumbered revenues from the Our City, Our Home Fund to allow the City to use revenues from the Homelessness Gross Receipts Tax to provide services to prevent homelessness.	Ordinance	230657
LIB	Friends of the Library A&E	Annual Accept & Expend legislation for the SFPL's Friends of the Library Fund	Resolution	230678
MOHCD	Continuing Prop J	Mayor's Office of Housing and Community Development security services for undeveloped real property	Resolution	230672
OCII	OCII Interim Budget Resolution	OCII Interim Budget Resolution	Resolution	230670
	Citywide Tax Changes	Gross Receipts Tax Rate Increase Postponement and Credits for Opening City Location	Ordinance (Introduced)	File No. 230155
REG	Continuing Prop J	Department of Elections Envelope Assembly Services for FY 2023-24	Resolution	230672
REG	Ballot Arguments Opt-Out	Legislation for CCSF opt out of arguments on ballots required in AB 1416	Ordinance	230663
SHF	Continuing Prop J	Sheriff's Department County Jails Food Services for FY 2023-24	Resolution	230672
TTX	First Year Free	Continues waiving certain small business first-year permit, license, and business registration fees	Ordinance	230664

OFFICE OF THE MAYOR
SAN FRANCISCO



LONDON N. BREED
MAYOR

TO: Aaron Peskin, President of the Board of Supervisors; Angela Calvillo, Clerk of
the Board of Supervisors
FROM: Tom Paulino
RE: 30-day Waiver Request for 7 Ordinances Related to Budget
DATE: June 2, 2023

A formal request to waive the 30-day hold on the following 7 ordinances introduced along with the budget on Thursday, June 1, 2023:

- Interim AAO
- Interim ASO
- Proposed AAO
- Proposed ASO
- Airport ASO Supplemental
- Port ASO Supplemental
- PUC Capital Budget and AAO Supplemental

Should you have any questions, please contact Tom Paulino at 415-554-6153.

President, District 3
BOARD of SUPERVISORS



City Hall
1 Dr. Carlton B. Goodlett Place, Room 244
San Francisco, CA 94102-4689
Tel. No. 554-7450
Fax No. 554-7454
TDD/TTY No. 544-6546

Aaron Peskin

PRESIDENTIAL ACTION

Date:

To: Angela Calvillo, Clerk of the Board of Supervisors

Madam Clerk,

Pursuant to Board Rules, I am hereby:

Waiving 30-Day Rule (Board Rule No. 3.23)

File No.

(Primary Sponsor)

Title.

Transferring (Board Rule No 3.3)

File No.

(Primary Sponsor)

Title.

From:

Committee

To:

Committee

Assigning Temporary Committee Appointment (Board Rule No. 3.1)

Supervisor:

Replacing Supervisor:

For:

Meeting

(Date)

(Committee)

Start Time:

End Time:

Temporary Assignment: Partial

Full Meeting

Aaron Peskin, President
Board of Supervisors

**Board of Supervisors
Legislation Introduced**

Legislation Introductions - 6/6/23					
Number	Requests or IA	File No.	Sponsor	File Type	Description
	30-Day	230642	Mayor	O	Proposed Interim Budget and Annual Appropriation Ordinance (AAO)
	30-Day	230643	Mayor	O	Proposed Interim Annual Salary Ordinance (ASO)
	30-Day	230644	Mayor	O	Proposed Budget and Annual Appropriation Ordinance (AAO)
	30-Day	230645	Mayor	O	Proposed Annual Salary Ordinance (ASO)
	30 Day Waiver	230646	Mayor	O	Admin Code - Minimum Compensation Ordinance
	30 Day Waiver	230647	Mayor	O	Admin & Environment Codes - Reducing Reporting Burdens
	30 Day Waiver	230648	Mayor	O	Admin Code - Eliminating Annual Joint Fundraising Drive
	30 Day Waiver	230649	Mayor	O	Admin Code - Technology Commodities and Services Procurements
	30 Day Waiver	230650	Mayor	O	Admin Code - DPH Managed Care Contracts
	30 Day Waiver	230651	Mayor	O	Admin Code - Film Commission Programs
	30-Day	230652	Mayor	O	Appropriation - \$124,020,472 in Proceeds from Revenue Bonds, Hetch Hetchy Revenue, Cap and Trade Allowance - FY 2023-24
	30-Day	230653	Mayor	O	Appropriation - Proceeds from CleanPowerSF Revenue and CPUC Grant Funds for CleanPowerSF Capital Improvements - \$1,607,220 - FY2023-24
	30-Day	230654	Mayor	O	Appropriation - \$332,278,006 in Proceeds from Revenue Bonds, State Loan or Grant Funds, Water Revenues, and Water Capacity Fees - FY2023-24
	30-Day	230655	Mayor	O	Appropriation - Proceeds from Revenue Bonds, State Loans or Grant Funds, Wastewater Revenues, and Wastewater Capacity Fees for Wastewater Capital Improvements - \$1,142,597,402 - FY2023-24
	30-day	230656	Mayor	O	Appropriation - Port Commission - \$501,908 - PUC - \$97,057,341 - FY2023-24
	30 Day Waiver	230657	Mayor	O	Funding Reallocation - Our City, Our Home Homelessness Gross Receipts Tax
	30 Day Waiver	230658	Mayor	O	Building Code - Fees
	30 Day Waiver	230659	Mayor	O	Business & Tax Regulations, Health Codes - Emergency Medical Services Fees
	30 Day Waiver	230660	Mayor	O	Business & Tax Regulations Code - Early Care and Education Commerical Rents Tax Sublessor Deduction
	30 Day Waiver	230661	Mayor	O	Business & Tax Regulations Code - Early Care and Education Commerical Rents Tax Baseline
	30 Day Waiver	230662	Mayor	O	Health Code - Patient Rates for FY 2023-24 and 2024-25
	30 Day Waiver	230663	Mayor	O	Municipal Elections Code - Supporters and Opponents in Ballot Questions for Local Measures
	30 Day Waiver	230664	Mayor	O	Business & Tax Regulations Code - Waiver of Permit, License, and Business Registration Fees for Certain Small Businesses

**Board of Supervisors
Legislation Introduced**

Legislation Introductions - 6/6/23					
Number	Requests or IA	File No.	Sponsor	File Type	Description
	30-Day	230665	Mayor	O	SFPUC Water Revenue Bond and Other Forms of Indebtedness Issuance - NTE \$358,985,453
	30-Day	230666	Mayor	O	SFPUC Wastewater Revenue Bond Issuance - NTE \$1,047,288,286
	30-Day	230667	Mayor	O	SFPUC Power Revenue Bond and Other Forms of Indebtedness Issuance - NTE \$41,031,367
	30 Day Waiver	230668	Mayor	O	Neighborhood Beautification and Graffiti Clean-Up Fund Tax Designation Ceiling
	30-Day	230669	Mayor	O	Public Employment - Amendment to the Salary Ordinance for the Port Commission and the Airport Commission - FY2023-24

OFFICE OF THE MAYOR
SAN FRANCISCO



LONDON N. BREED
MAYOR

TO: Angela Calvillo, Clerk of the Board of Supervisors
FROM: Tom Paulino, Liaison to the Board of Supervisors
RE: Appropriation - Proceeds from CleanPowerSF Revenue and California Public
Utilities Commission Grant Funds for CleanPowerSF Capital Improvements
\$1,607,220 - FY2023-2024
DATE: June 1, 2023

Ordinance appropriating \$759,000 CleanPowerSF revenue for CleanPowerSF Capital Improvements and \$848,220 in California Public Utilities Commission grant funds to implement the Disadvantaged Communities Green Tariff and Community Solar Green Tariff Programs for Fiscal Year (FY) 2023-2024.

Should you have any questions, please contact Tom Paulino at 415-554-6153.