

File No. 150459

Committee Item No. 11
Board Item No. _____

COMMITTEE/BOARD OF SUPERVISORS
AGENDA PACKET CONTENTS LIST

Committee: Budget & Finance Committee

Date May 20, 2015

Board of Supervisors Meeting

Date _____

Cmte Board

- | | | |
|-------------------------------------|--------------------------|--|
| <input type="checkbox"/> | <input type="checkbox"/> | Motion |
| <input type="checkbox"/> | <input type="checkbox"/> | Resolution |
| <input checked="" type="checkbox"/> | <input type="checkbox"/> | Ordinance |
| <input type="checkbox"/> | <input type="checkbox"/> | Legislative Digest |
| <input checked="" type="checkbox"/> | <input type="checkbox"/> | Budget and Legislative Analyst Report |
| <input type="checkbox"/> | <input type="checkbox"/> | Youth Commission Report |
| <input type="checkbox"/> | <input type="checkbox"/> | Introduction Form |
| <input checked="" type="checkbox"/> | <input type="checkbox"/> | Department/Agency Cover Letter and/or Report |
| <input type="checkbox"/> | <input type="checkbox"/> | MOU |
| <input type="checkbox"/> | <input type="checkbox"/> | Grant Information Form |
| <input type="checkbox"/> | <input type="checkbox"/> | Grant Budget |
| <input type="checkbox"/> | <input type="checkbox"/> | Subcontract Budget |
| <input type="checkbox"/> | <input type="checkbox"/> | Contract/Agreement |
| <input type="checkbox"/> | <input type="checkbox"/> | Form 126 – Ethics Commission |
| <input type="checkbox"/> | <input type="checkbox"/> | Award Letter |
| <input type="checkbox"/> | <input type="checkbox"/> | Application |
| <input type="checkbox"/> | <input type="checkbox"/> | Public Correspondence |

OTHER (Use back side if additional space is needed)

<input type="checkbox"/>	<input type="checkbox"/>	_____
<input type="checkbox"/>	<input type="checkbox"/>	_____
<input type="checkbox"/>	<input type="checkbox"/>	_____
<input type="checkbox"/>	<input type="checkbox"/>	_____
<input type="checkbox"/>	<input type="checkbox"/>	_____
<input type="checkbox"/>	<input type="checkbox"/>	_____
<input type="checkbox"/>	<input type="checkbox"/>	_____
<input type="checkbox"/>	<input type="checkbox"/>	_____
<input type="checkbox"/>	<input type="checkbox"/>	_____
<input type="checkbox"/>	<input type="checkbox"/>	_____
<input type="checkbox"/>	<input type="checkbox"/>	_____
<input type="checkbox"/>	<input type="checkbox"/>	_____
<input type="checkbox"/>	<input type="checkbox"/>	_____

Completed by: Linda Wong Date May 15, 2015
Completed by: Linda Wong Date _____

1 [Appropriation - General Obligation Bond Proceeds for Transportation and Road Improvement
2 Projects - \$67,540,000 - FY2014-2015]

3 **Ordinance appropriating \$67,540,000 of the 2015B Series Transportation and Road**
4 **Improvement General Obligation Bond proceeds in FY2014-2015, including \$8,698,132**
5 **to the Department of Public Works for Better Market Street Projects and \$58,841,868 to**
6 **the Municipal Transportation Agency for Muni Forward Rapid Network Improvement**
7 **Projects, Pedestrian Safety Improvement Projects, and the Caltrain Communications**
8 **Based Overlay Signal System Positive Train Control System; adopting findings under**
9 **the California Environmental Quality Act (CEQA), CEQA Guidelines, and Administrative**
10 **Code, Chapter 31; and placing these funds on Controller’s Reserve pending the sale of**
11 **the bonds.**

12
13 Note: Additions are *single-underline italics Times New Roman*;
14 deletions are ~~*italics Times New Roman*~~.
15 Board amendment additions are double underlined.
Board amendment deletions are ~~strikethrough-normal~~.

16 Be it ordained by the People of the City and County of San Francisco:
17

18 Section 1. The sources of funding outlined below are herein appropriated to
19 reflect the projected sources of funding for FY2014-2015.
20
21
22
23
24
25

1 **SOURCES Appropriation**

2	Fund	Index/Project Code	Subobject	Description	Amount
3	3C SIF XXX	XXXXXX	80111	General Obligation	\$8,698,132
4	Capital Projects –	CJTT14 XXXXXX		Bond Proceeds	
5	Street Improvement				
6	Fund				
7					
8	Subtotal – Department of Public Works				\$8,698,132
9					
10	5M CPF XXX	XXXXXX	80111	General Obligation	\$5,100,517
11	Municipal Railway –	CJTT14 XXXXXX		Bond Proceeds	
12	Capital Projects Fund				
13					
14	5M CPF XXX	XXXXXX	80111	General Obligation	\$7,940,882
15	Municipal Railway –	CJTT14 XXXXXX		Bond Proceeds	
16	Capital Projects Fund				
17					
18	5N CPF XXX	XXXXXX	80111	General Obligation	\$45,800,469
19	Parking & Traffic –	CJTT14 XXXXXX		Bond Proceeds	
20	Capital Project Fund				
21					
22	Subtotal - Municipal Transportation Agency				\$58,841,868
23					
24	Total SOURCES Appropriation				\$67,540,000
25					

1 Section 2. The uses of funding outlined below are herein appropriated in FY2014-2015
 2 and reflect the projected uses of funding to support the Department of Public Works and the
 3 Municipal Transportation Agency for Better Market Street Projects, Muni Forward Rapid
 4 Network Improvement Projects, Pedestrian Safety Improvement Projects, and the Caltrain
 5 Communications Based Overlay Signal System (CBOSS) Positive Train Control System.
 6

7 **USES Appropriation**

8	Fund	Index/Project Code	Subobject	Description	Amount
9	3C SIF XXX	XXXXXX	06700	Better Market Street	\$8,500,000
10	Capital Projects –	CJTT14 XXXXXX		Projects	
11	Street Improvement				
12	Fund				
13					
14	3C SIF XXX	XXXXXX	07311	Cost of Issuance	\$64,704
15	Capital Projects –	CJTT14 XXXXXX			
16	Street Improvement				
17	Fund				
18					
19	3C SIF XXX	XXXXXX	07311	Cost of Issuance,	\$21,530
20	Capital Projects –	CJTT14 XXXXXX		Underwriter's Discount	
21	Street Improvement				
22	Fund				
23					
24					
25					

	Fund	Index/Project Code	Subobject	Description	Amount
2	3C SIF XXX	XXXXXX	07311	Cost of Issuance,	\$86,286
3	Capital Projects –	CJTT14 XXXXXX		Reserve Pending Bond	
4	Street Improvement			Sale	
5	Fund				
7	3C SIF XXX	XXXXXX	081GO	City Services Auditor	\$8,612
8	Capital Projects –	CJTT14 XXXXXX		0.1% allocation for the	
9	Street Improvement			General Obligation Bond	
10	Fund			Oversight Committee	
12	3C SIF XXX	XXXXXX	081C4	City Services Auditor	\$17,000
13	Capital Projects –	CJTT14 XXXXXX		0.2% allocation for the	
14	Street Improvement			Controller's Audit Fund	
15	Fund				
17	Subtotal – Department of Public Works				\$8,698,132
19	5M CPF XXX	XXXXXX	06700	Muni Forward	\$4,984,334
20	Municipal Railway –	CJTT14 XXXXXX		Improvements	
21	Capital Project Fund				
23	5M CPF XXX	XXXXXX	07311	Cost of Issuance	\$37,942
24	Municipal Railway –	CJTT14 XXXXXX			
25	Capital Project Fund				

	Fund	Index/Project Code	Subobject	Description	Amount
1					
2	5M CPF XXX	XXXXXX	07311	Cost of Issuance,	\$12,625
3	Municipal Railway –	CJTT14 XXXXXX		Underwriter's Discount	
4	Capital Project Fund				
5					
6	5M CPF XXX	XXXXXX	07311	Cost of Issuance,	\$50,597
7	Municipal Railway –	CJTT14 XXXXXX		Reserve Pending Bond	
8	Capital Project Fund			Sale	
9					
10	5M CPF XXX	XXXXXX	081GO	City Services Auditor	\$5,050
11	Municipal Railway –	CJTT14 XXXXXX		0.1% allocation for the	
12	Capital Project Fund			General Obligation Bond	
13				Oversight Committee	
14					
15	5M CPF XXX	XXXXXX	081C4	City Services Auditor	\$9,969
16	Municipal Railway –	CJTT14 XXXXXX		0.2% allocation for the	
17	Capital Project Fund			Controller's Audit Fund	
18					
19	5N CPF XXX	XXXXXX	06700	Muni Forward &	\$44,757,200
20	Parking & Traffic –	CJTT14 XXXXXX		Pedestrian Safety	
21	Capital Project Fund			Improvements	
22					
23	5N CPF XXX	XXXXXX	07311	Cost of Issuance	\$340,701
24	Parking & Traffic –	CJTT14 XXXXXX			
25	Capital Project Fund				

	Fund	Index/Project Code	Subobject	Description	Amount
2	5N CPF XXX	XXXXXX	07311	Cost of Issuance,	\$113,365
3	Parking & Traffic –	CJTT14 XXXXXX		Underwriter's Discount	
4	Capital Project Fund				
6	5N CPF XXX	XXXXXX	07311	Cost of Issuance,	\$454,343
7	Parking & Traffic –	CJTT14 XXXXXX		Reserve Pending Bond	
8	Capital Project Fund			Sale	
10	5N CPF XXX	XXXXXX	081GO	City Services Auditor	\$45,346
11	Parking & Traffic –	CJTT14 XXXXXX		0.1% allocation for the	
12	Capital Project Fund			General Obligation Bond	
13				Oversight Committee	
15	5N CPF XXX	XXXXXX	081C4	City Services Auditor	\$89,514
16	Parking & Traffic –	CJTT14 XXXXXX		0.2% allocation for the	
17	Capital Project Fund			Controller's Audit Fund	
19	5M CPF XXX	XXXXXX	06700	CBOSS – San Francisco	\$7,760,000
20	Municipal Railway –	CJTT14 XXXXXX		Contribution	
21	Capital Project Fund				
23	5M CPF XXX	XXXXXX	07311	Cost of Issuance	\$59,071
24	Municipal Railway –	CJTT14 XXXXXX			
25	Capital Project Fund				

	Fund	Index/Project Code	Subobject	Description	Amount
1					
2	5M CPF XXX	XXXXXX	07311	Cost of Issuance,	\$19,655
3	Municipal Railway –	CJTT14 XXXXXX		Underwriter's Discount	
4	Capital Project Fund				
5					
6	5M CPF XXX	XXXXXX	07311	Cost of Issuance,	\$78,774
7	Municipal Railway –	CJTT14 XXXXXX		Reserve Pending Bond	
8	Capital Project Fund			Sale	
9					
10	5M CPF XXX	XXXXXX	081GO	City Services Auditor	\$7,862
11	Municipal Railway –	CJTT14 XXXXXX		0.1% allocation for the	
12	Capital Project Fund			General Obligation Bond	
13				Oversight Committee	
14					
15	5M CPF XXX	XXXXXX	081C4	City Services Auditor	\$15,520
16	Municipal Railway –	CJTT14 XXXXXX		0.2% allocation for the	
17	Capital Project Fund			Controller's Audit Fund	
18					
19	Subtotal - Municipal Transportation Agency				\$58,841,868
20					
21	Total USES Appropriation				\$67,540,000
22					

23 Section 3. The uses of funding outlined above for \$67,540,000 are herein placed on
24 Controller's Reserve pending the sale of the General Obligation Bonds.
25

1 Section 4. The Controller is authorized to record transfers between funds and adjust
2 the accounting treatment of sources and uses appropriated in this ordinance as necessary to
3 conform with Generally Accepted Accounting Principles.
4

5 Section 5. The Board hereby adopts and incorporates by reference the findings
6 required by the California Environmental Quality Act ("CEQA"), California Public Resources
7 Code Sections 21000 et seq., the CEQA Guidelines, 15 Cal, Administrative Code Sections
8 15000 et seq., ("CEQA Guidelines"), and Chapter 31 of the Administrative Code, all as set
9 forth in Ordinance No. _____ for funding of the Muni Forward Rapid Network
10 Improvement Projects and the Caltrain Communications Based Overlay Signal System
11 Positive Train Control System. The funding approved by this ordinance for Pedestrian Safety
12 Improvement Projects and Better Market Street Projects is for planning, design and related
13 outreach, which are actions not subject to CEQA. No bond proceeds shall be spent on
14 Pedestrian Safety Improvement Projects and Better Market Street Projects until such time as
15 the City has decided to proceed with such projects and the necessary environmental review
16 under CEQA is complete and any necessary CEQA findings and determinations have been
17 made in accordance with law.
18
19
20
21
22
23
24
25

1
2
3
4
5
6
7
8
9
10
11
12
13
14
15
16
17
18
19
20
21
22
23
24
25

APPROVED AS TO FORM:
DENNIS J. HERRERA, City Attorney

By: BEW
BUCK DELVENTHAL
Deputy City Attorney

FUNDS AVAILABLE
BEN ROSENFELD, Controller

By: [Signature]
TODD RYDSTROM
Deputy Controller

<p>Items 11, 12 and 13 Files 15-0459, 15-0466 & 15-0467</p>	<p>Department: Municipal Transportation Agency (MTA)</p>
--	--

EXECUTIVE SUMMARY

Legislative Objectives

- **File 15-0467:** The proposed resolution would approve the issuance of \$500,000,000 of 2014 Transportation and Road Improvement General Obligation (GO) Bonds.
- **File 15-0466:** The proposed resolution would authorize the sale of \$67,540,000 of 2014 Transportation and Road Improvement GO Bonds Series 2015B.
- **File 15-0459:** The proposed ordinance would (1) appropriate \$67,540,000 of the 2015B Series Bond proceeds; (b) adopt findings under the California Environmental Quality Act (CEQA); and (c) place these funds on Controller’s Reserve pending the sale of the bonds.

Key Points

- The \$500 million Transportation and Road Improvement GO Bond is dedicated to constructing, redesigning, and rebuilding streets and sidewalks to increase Muni service reliability, ease traffic congestion, reduce vehicle travel times, enhance pedestrian and bicycle safety, and improve disabled access.
- The Office of Public Finance plans to sell \$67,540,000 in Series 2014B bonds in July 2015.
- The proposed \$67,540,000 appropriation includes (a) \$50,900,986 to the SFMTA for Muni Forward Rapid Network improvements and \$7,940,882 to satisfy a portion of the City’s contribution to Caltrain positive train control safety upgrades; and (b) \$8,698,132 to DPW for the Better Market Street Project.

Fiscal Impact

- Estimated average annual debt service on the bonds is \$4,502,500. Total estimated interest payments are \$23,180,000, resulting in total principal and interest payments of \$90,050,000 over the 20-year life of the bonds.
- As of April 1, 2015, outstanding GO bonds total \$2.05 billion, equal to 1.13 percent of the net assessed value of property in the City. Issuance of \$67,540,000 in new GO Bonds increases outstanding bonds by 0.03 percent to 1.16 percent of total net assessed value of property in San Francisco.

Policy Consideration

- According to information provided by SFMTA and DPW, the two departments use different methods to calculate direct and indirect labor rates charged to capital projects. SFMTA’s rates charged to capital projects are one-third higher than rates charged by DPW

Recommendations

- Request the Controller to evaluate SFMTA’s methodology to calculate direct and indirect labor rates and make recommendations concerning these rates prior to the next issuance of Transportation and Road Improvement Bonds, anticipated in May 2016.
- Approve the proposed resolution (File 15-0467).
- Approve the proposed resolution (File 15-0466).
- Approve the proposed ordinance (File 15-0459).

MANDATE STATEMENT / BACKGROUND

Mandate Statement

Section 9.105 of the City's Charter provides that the issuance and sale of General Obligation (GO) bonds is subject to Board of Supervisors approval in accordance with State law or local procedures adopted by ordinance.

City Charter Section 9.105 states that amendments to the Annual Appropriation Ordinance are subject to Board of Supervisors approval by ordinance after the Controller certifies the availability of funds.

Background

On November 4, 2014, a two-thirds majority of voters of the City approved Proposition A, the San Francisco Transportation and Road Improvement General Obligation (GO) Bond to finance the construction, acquisition, and improvement of various transportation and transit-related improvements, and other related costs. Proposition A authorizes the City to issue \$500,000,000 in GO Bonds to implement various infrastructure repairs and improvements identified by the Transportation 2030 Task Force. The projects to be funded through the proposed bond sale include: pedestrian and bicycle safety improvements, San Francisco Municipal Transportation Agency (SFMTA) facility upgrades, accessibility improvements, traffic signal improvements, Muni Forward Rapid Network improvements, street infrastructure improvements, Caltrain upgrades, streetscape and other transit corridor improvements.

DETAILS OF PROPOSED LEGISLATION

File 15-0467: The proposed resolution would (a) authorize the issuance of not to exceed \$500,000,000 aggregate principal amount of City and County of San Francisco General Obligation (GO) Bonds (Transportation and Road Improvement Bonds, 2014); (b) authorize the execution, authentication, and registration of said bonds; (c) provide for the levy of a tax to pay the principal and interest thereof; (d) provide for the appointment of depositories and other agents for said bonds; (e) provide for the establishment of accounts related thereto; (f) ratify certain actions previously taken; and (g) grant general authority to City officials to take necessary actions in connection with the authorization, issuance, sale and delivery of said bonds.

File 15-0466: The proposed resolution would (a) authorize and direct the sale of not to exceed \$67,540,000 aggregate principal amount of City and County of San Francisco General Obligation (GO) Bonds (Transportation and Road Improvement Bonds, 2014), Series 2015B; (b) prescribe the form and terms of said bonds; (c) authorize the execution, authentication, and registration of said bonds; (d) provide for the appointment of depositories and other agents for said bonds; (e) provide for the establishment of accounts related to said bonds; (f) provide for the manner of sale of said bonds by competitive sale; (g) approve the forms of Official Notice of Sale and Notice of Intention to Sell Bonds; direct the publication of the Notice of Intention to Sell Bonds; (h) approve the form of the Preliminary Official Statement and the form and execution of the Official Statement relating to the sale of said bonds; (i) approve the form of the Continuing

Disclosure Certificate; (j) authorize and approve modifications to documents; (k) waive the deadline for submission of Bond Accountability Reports; (l) adopt findings under the California Environmental Quality Act ("CEQA"), CEQA Guidelines and Chapter 31 of the Administrative Code; (m) ratifying certain actions previously taken; and (n) granting general authority to City officials to take necessary actions in connection with the authorization, issuance, sale, and delivery of said bonds.

File 15-0459: The proposed ordinance would (a) appropriate \$67,540,000 of the 2015B Series Transportation and Road Improvement General Obligation Bond proceeds in FY2014-2015, including \$8,698,132 to the Department of Public Works for Better Market Street Projects and \$58,841,868 to the Municipal Transportation Agency for Muni Forward Rapid Network Improvement Projects, Pedestrian Safety Improvement Projects, and the Caltrain Communications Based Overlay Signal System Positive Train Control System; (b) adopt findings under the California Environmental Quality Act (CEQA), CEQA Guidelines, and Administrative Code, Chapter 31; and (c) place these funds on Controller's Reserve pending the sale of the bonds.

Authorization to Issue \$500,000,000 in GO Bonds (File 15-0467)

The proposed resolution would authorize the issuance of Transportation and Road Improvement GO Bonds in maximum aggregate amount of \$500,000,000, to be issued in multiple series. According to Ms. Sonali Bose, SFMTA Chief Financial Officer, the tentative schedule of issuance involves four series that will extend until November, 2018, as shown in Table 1, below. These dates may change depending on the timing of actual funding needs of the eligible projects.

**Table 1: Transportation and Road Improvement
GO Bond Issuance Schedule**

Date	Amount	Series
July, 2015	\$67,540,000	Series 2015B
May, 2016	\$112,800,000	To be determined
May, 2017	\$219,320,000	To be determined
Nov., 2018	\$100,340,000	To be determined
Total	\$500,000,000	

Sale of \$67,540,000 2015B Series Transportation and Road GO Bonds (File 15-0466)

The proposed resolution would authorize the sale of 2015B Series Transportation and Road Improvement GO Bonds in the amount of \$67,540,000, and approve accompanying documentation announcing and providing for the sale of the bonds through competitive bidding.

Financing Parameters for Series 2015B

According to Ms. Nadia Sesay, Director of Public Finance, based on current project cost estimates and schedules, the Office of Public Finance (OPF) expects to issue \$66,870,000 under conservative assumptions of market conditions prevailing at the expected time of sale. The additional authorized amount of \$670,000 above the expected issuance amount allows for

fluctuations in market conditions from the date of authorization by the Board of Supervisors to the time of the sale of the Bonds. Table 2 below outlines anticipated sources and uses for the Bonds.

Table 2: Sources and Uses Series 2015B GO Bonds

Sources	
Par Amount	\$66,870,000
Reserve Proceeds	\$670,000
Total Not-To-Exceed Amount	\$67,540,000
Uses	
<u>Project</u>	
Transportation & Road Improvement Project Funds	\$66,001,534
Controller's Audit Fund	\$132,003
Projects Subtotal	\$66,133,537
Costs of Issuance	\$502,418
Underwriter's Discount	\$167,175
Citizens' GO Bond Oversight Committee	\$66,870
Costs of Issuance Subtotal	\$736,463
Subtotal Uses	\$66,870,000
Reserve Pending Bond Sale	\$670,000
Total Uses	\$67,540,000

\$67,540,000 Appropriation (File 15-0459)

The proposed ordinance would appropriate the \$67,540,000 in funds generated from the sale of Series 2015B GO Bonds for specific projects within SFMTA and the Department of Public Works (DPW) as follows:

- \$50,900,986 or 75.4% of the total to SFMTA for Muni Forward Rapid Network¹, and Pedestrian Safety Improvement Projects;
- \$7,940,882 or 11.8% to SFMTA for a portion of San Francisco's contribution to Caltrain system upgrades for the Communications Based Overlay Signal System (CBOSS) Positive Train Control (PTC) system²; and
- \$8,698,132 or 12.9% to DPW for the Better Market Street Project³. The cost of each project and the associated costs of bond issuance are summarized in Table 3 below.

¹ SFMTA's Muni Forward project is based on the Transit Effectiveness Project (TEP), a planning process using technology, technical expertise, and community outreach to identify needed improvements to the Municipal Railway (Muni) system. Muni Forward includes the Rapid Network, which creates rapid bus and light rail lines on heavily travelled transit lines.

² The CBOSS PTC is an advanced signal system that can monitor and control train movements and provide safety enhancements, mandated by the Federal Rail Safety Act of 2008.

Table 3: SFMTA and DPW Project and Associated Costs

	SFMTA		DPW	Total
	Muni Forward and Pedestrian Safety Improvements	Contribution to Caltrain CBOSS	Better Market Street Project	
Project Cost	\$49,741,534	\$7,760,000	\$8,500,000	\$66,001,534
Cost of Issuance	\$378,643	\$59,071	\$64,704	\$502,418
Underwriter's Discount	\$125,990	\$19,655	\$21,530	\$167,175
Reserve	\$504,940	\$78,774	\$86,286	\$670,000
Oversight & Audit Funds	\$149,879	\$23,382	\$25,612	\$198,873
Project Total	\$50,900,986	\$7,940,882	\$8,698,132	\$67,540,000

The funds generated by the sale of Series 2015B GO Bonds will fund 21 total projects, including 14 Muni Forward transportation improvements, five pedestrian safety improvements, San Francisco's contribution to Caltrain upgrades, and DPW's Better Market Street Project. These projects are summarized in Attachment I.

Environmental Review and California Environmental Quality Act (CEQA) Provisions

Muni Forward Rapid Network Improvements and Pedestrian Safety Improvements:

Attachment II, prepared by SFMTA, shows the status of environmental review and SFMTA Board of Directors approval of the Muni Forward Rapid Network Improvements and Pedestrian Safety Improvements, which make up \$50,900,986 of the requested appropriation.

Caltrain Upgrades for CBOSS:

On June 29, 2009, the Peninsula Joint Powers Board found that the CBOSS was exempt from CEQA under Public Resources Code section 21080(b)(10) and CEQA Guidelines section 15301(f). The portion of the requested appropriation dedicated to this upgrade is \$7,940,882.

Better Market Street:

The Department of Public Works is the project lead for the Better Market Street Project, which will cost an estimated \$400 million in total. DPW is requesting \$8,698,132 from this appropriation to begin the design phase for this project. The Planning Department is currently preparing an environmental impact report (EIR) on the Better Market Street Project in compliance with CEQA. DPW will perform initial design while the project is under environmental review. According to Ms. Simone Jacques, Budget Manager for DPW, the EIR is expected to be published at the end of 2016, and be certified in February 2017. After the EIR is certified, DPW can pursue final design and clear the project through the National

³ The Better Market Street project is sponsored by DPW in coordination with the Planning Department and SFMTA to redesign and provide various transportation and streetscape improvements to Market Street between Octavia Boulevard and the Embarcadero.

Environmental Policy Act (NEPA). NEPA clearance is needed to make the project eligible for federal funding.

According to Ms. Bose, SFMTA and DPW decided to move forward with the Better Market Street Project even though the EIR will not be finalized until February 2017 in order to begin planning and design for the project. The SFMTA Board of Directors will have to approve the project components pertaining to traffic changes, street striping and other transit-related issues, while DPW will retain overall leadership on the project. Cost estimates for positions dedicated to the Better Market Street Project are shown in Table 4, below, which was provided by DPW.

**Table 4: Better Market Street Planning and Design Positions
Funded by GO Bond Series 2015B**

Staff	FY 2015-16	Description
Public Works Engineers and Landscape Architects	\$2,500,000	Assumes average cost of \$250,000 per FTE, 4 people starting in January 2016 and 8 people starting July 2015.
SFMTA Engineers (Transit Elements)	\$4,676,300	Assumes average cost of \$463,000 per FTE, 4 FTE starting in January 2016 and 8 FTEs starting July 2015.
Project Management	\$1,319,050	Assumes average cost of \$350,000 per FTE with mix of 3.7 Public Works Project Managers, SFMTA Project Managers, Project Manager Assistants and Analysts.
Total	\$8,495,350	

Outside Contracting

Attachment III, provided by SFMTA, shows the plan for the competitive selection of contractors for the Muni Forward Rapid Network Improvements and Pedestrian Safety Improvements projects.

According to Ms. Jacques, there are no plans under the Better Market Street Project to utilize consultants or outside contractors with the \$8,495,350 funded with 2015B Series GO Bonds.

FISCAL IMPACT

Annual Debt Service

Based upon a conservative estimate of 3.15% interest rate, OPF estimates that average annual debt service on the 2015B Series Transportation and Road Improvement GO Bonds is approximately \$4,502,500. The anticipated total par value of \$66,870,000 is estimated to result in approximately \$23,180,000 in interest payments over the life of the Bonds. The total estimated principal and interest payment over the approximate 20-year life of the Bonds is approximately \$90,050,000. Based on market conditions expected to exist at the time of the sale, the Bonds could be structured with a 25-year life.

Debt Limit

Section 9.106 of the City Charter limits the amount of GO Bonds the City can have outstanding at any given time to 3 percent of the total assessed value of property in San Francisco. The City

calculates its debt limit on the basis of total assessed valuation net of non-reimbursable and homeowner exemptions. On this basis, the City's gross general obligation debt limit for FY 2014-15 is approximately \$5.45 billion, based on a net assessed valuation of approximately \$181.8 billion. As of April 1, 2015, the City had outstanding approximately \$2.05 billion in aggregate principal amount of General Obligation bonds, which equals approximately 1.13 percent of the net assessed valuation for fiscal year 2014-15. If all of the City's authorized and unissued bonds were issued, the total debt would be 1.83 percent of the net assessed value of property in the City. If the Board of Supervisors approves the sale of \$67,540,000 in Series 2015B GO Bonds, the debt ratio would increase by 0.03 percentage points to 1.16, well under the 3 percent limit.

Property Tax Rates

Under financial constraints adopted by the Capital Planning Committee, debt service on approved and issued GO bonds may not increase property owners' long-term property tax rates above FY 2005-06 levels. The FY 2005-06 property tax rate for the GO bond fund was \$0.1201 per \$100 of assessed value.

The current property tax rate for the GO bond fund is \$0.1157 per \$100 of assessed value. If the Board of Supervisors approves the issuance of \$67,540,000 in Series 2015B Bonds, the GO bond fund property tax rate would increase by \$0.00317 per \$100 of assessed valuation. The total property tax rate for the general obligation bond fund in FY 2015-16 would be \$0.1189 per \$100 of assessed valuation, which is less than the Capital Planning Committee's financial constraint of \$0.1201 per \$100.

The owner of a single-family residence with an assessed value of \$500,000, assuming a homeowner's exemption of \$7,000, would pay average annual additional Property Taxes to the City of \$15.63 per year if the anticipated \$66,870,000 Transportation and Road Improvement General Obligation Bonds are sold.

POLICY CONSIDERATION

According to information provided by SFMTA and DPW, the two departments use different methods to calculate direct and indirect labor rates charged to capital projects. SFMTA's rates charged to capital projects are one-third higher than rates charged by DPW. Table 5 below shows the difference in total direct and indirect labor rates charged by SFMTA and DPW for two positions: 5502 Project Manager I and 5203 Assistant Engineer. As shown in Table 5, SFMTA's annual labor rate for the Project Manager I position is \$157,529 or 34% higher than DPW's annual labor rate. SFMTA's annual labor rate for the Assistant Engineer is \$133,513 or 35% higher than DPW's annual labor rate.

Table 5: Comparison of SFMTA and DPW Annual Labor Rate Charged to Capital Projects

<u>SFMTA Annual Labor Rate</u>			<u>DPW Annual Labor Rate</u>		
	Project Manager	Assistant Engineer		Project Manager	Assistant Engineer
Salary	\$124,686	\$99,944	Salary	\$124,686	\$99,944
Fringe Benefits	<u>\$71,121</u>	<u>\$60,045</u>	Fringe Benefits (42.52%)	\$53,016	\$42,496
Total Compensation	\$195,807	\$159,989	Bureau Overhead (51.79%)	\$64,575	\$51,761
Overhead (138.50%)	\$271,193	\$221,585	Department Overhead (53.89%)	\$67,193	\$53,860
Annual Labor Rate	\$467,000	\$381,574	Annual Labor Rate	\$309,471	\$248,061
Difference in Annual Labor Rate (SFMTA-DPW)					
Amount	\$157,529	\$133,513			
Percent	34%	35%			

The Budget and Legislative Analyst recommends that the Board of Supervisors request the Controller to evaluate SFMTA’s methodology to calculate direct and indirect labor rates and make recommendations concerning these rates prior to the next issuance of Transportation and Road Improvement Bonds, anticipated in May 2016.

RECOMMENDATIONS

1. Request the Controller to evaluate SFMTA’s methodology to calculate direct and indirect labor rates and make recommendations concerning these rates prior to the next issuance of Transportation and Road Improvement Bonds, anticipated in May 2016
2. Approve the proposed resolution (File 15-0467).
3. Approve the proposed resolution (File 15-0466).
4. Approve the proposed ordinance (File 15-0459).

Attachment I: MTA and DPW Projects Detail

Project Category	Project Name	Description	Amount
Muni Forward Rapid Network Improvements	7 Haight-Noriega: Haight Street Rapid Project	The 7 Haight-Noriega is one of Muni’s busiest routes, serving about 13,000 customers every day and is an important east-west bus route. This project includes optimizing transit stop locations, adding transit bulbs, creating signalized transit queue jumps, and replacing all-way STOP-controlled intersections with traffic signals. The changes are expected to reduce transit travel time by 20% in the corridor.	\$10,700,000
Muni Forward Rapid Network Improvements	10 Townsend: Sansome Contraflow Signals	The 10 Townsend’s route currently travels via an indirect path as it turns south because Sansome Street is a one-way northbound street north of Washington Street. This results in longer than necessary travel time and causes route unreliability. This project will construct a Muni contraflow lane on Sansome Street south of Washington Street to Market Street. This requires the modification of three existing traffic signals from Broadway to Washington Street. Curb ramps will also be installed at each of the four corners at three intersections along this section of Sansome Street. This will result in reduced travel time and improved operating conditions by enabling a right turn from Broadway directly onto Sansome Street.	\$1,900,000
Muni Forward Rapid Network Improvements	9 San Bruno: 11th St and Bayshore Blvd Rapid Project	The 9 San Bruno is one of Muni’s busiest routes, serving about 12,000 customers every day and is an important north-south bus route. This project includes implementing various street improvements, such as optimized stop placements, bus bulbs, pedestrian improvements, bicycle paths behind bus stops, and other changes that help transit vehicles navigate safely and efficiently. The changes in this project, combined with improvements on Potrero Avenue are expected to reduce transit travel time by 20%.	\$4,400,000
Muni Forward Rapid Network Improvements	5 Fulton: East of 6th Ave (Inner) Rapid Project	The 5 Fulton is a Rapid Network route and an important connector between the Richmond District and Downtown. The route's reliability and travel time are hampered in this segment by traffic congestion and closely spaced stops. This project will implement various enhancements throughout the corridor, including new bus bulbs, transit stop optimization, removing all-way stop controls at intersections, adding turn pockets, and building new pedestrian bulbs. The changes will reduce transit travel time and improve reliability on the 5 Fulton corridor.	\$4,800,000

Project Category	Project Name	Description	Amount
Muni Forward Rapid Network Improvements	N Judah: Arguello to 9th Ave Rapid Project	The N Judah rail line has one of the highest riderships in the Muni network and carries approximately 45,000 daily customers on an average weekday. The main causes of delay to the N Judah include long passenger boarding and alighting times, a high number of stop signs along the route and areas of closely spaced transit stops. This project will build transit priority lanes with efficient stop spacing, create better boarding zones to make it safer and faster for passengers to get on board, and make it easier to find stops and shelters with improved signage. The project will reduce transit travel time and improve reliability.	\$2,800,000
Muni Forward Rapid Network Improvements	30 Stockton: East of Van Ness Ave Transit Priority Project	The 30 Stockton is one of Muni's busiest routes, serving about 28,000 customers every day. The corridor faces significant congestion and other obstacles that frequently prevent efficient transit vehicle movement. This project includes optimizing bus stop locations, adding new transit bulbs and extending existing transit bulbs, establishing transit-only lanes, and widening travel lanes. Implement engineering changes to reduce travel time and improve reliability on the 30 Stockton corridor between the intersection of Van Ness Avenue and Chestnut Street and Market Street.	\$2,700,000
Muni Forward Rapid Network Improvements	30 Stockton: Chestnut St (W of VN) Transit Priority Project	The 30 Stockton is one of Muni's busiest routes, serving about 28,000 customers every day. This project includes optimizing bus stop locations, adding new transit bulbs and extending existing transit bulbs, establishing transit-only lanes, and widening travel lanes. The changes will make it safer to walk, increase the frequency and reliability of service, and enhance the customer experience along Chestnut, Broderick, Divisadero and Jefferson streets, west of Van Ness Avenue. This would improve an east-west portion of the Rapid Network connecting the future Van Ness Bus Rapid Transit with the 30 Stockton.	\$5,400,000
Muni Forward Rapid Network Improvements	14 Mission: Division to Randall (Inner) Rapid Project	Mission Street is a Rapid Corridor and carries some of the heaviest loads in the Muni system. Primary causes of delay include long passenger boarding and alighting times, friction between parking and loading vehicles, double-parked vehicles, getting stuck behind right-turning cars, narrow lanes, and areas of closely spaced transit stops. This project will construct traffic engineering changes and related improvements for the 14 Mission on Mission Street between South Van Ness Avenue and Cesar Chavez Street. Changes include new transit lanes and enhancements to existing transit lanes, bus bulbs and pedestrian improvements, signalized transit queue-jump lanes, turn pockets, and optimized transit stop placements. Together, the proposed changes are anticipated to reduce the travel time of the 14 Mission by about 8-10 minutes in each direction (16-20 minutes total) within the study area (12-14 percent reduction), improving the average operating speed to 7-8 miles per hour and improving service reliability.	\$500,000

Project Category	Project Name	Description	Amount
Muni Forward Rapid Network Improvements	22 Fillmore: Overhead Catenary System on Church/Duboce (overhead lines)	The 22 Fillmore passes through red transit-only lanes along Church Street to improve route reliability. In this segment, the overhead wires are not directly overhead resulting in delays when buses lose contact with these wires. This project will modify the alignment overhead wires for the 22 Fillmore along Church Street to provide more reliable transit service.	\$800,000
Muni Forward Rapid Network Improvements	22 Fillmore: Overhead Catenary System on 16th St & Kansas (overhead lines)	This project will construct overhead bypass wires on Kansas between 17th and 16th Streets for the 22 Fillmore to enable the 33 Stanyan to provide service to Potrero Hill.	\$800,000
Muni Forward Rapid Network Improvements	33 Stanyan: Overhead Catenary System on Guerrero (overhead lines)	The 33 Stanyan currently travels north on Mission Street as it travels between 16th and 18th streets. This segment of Mission Street is crowded with numerous Mission corridor Muni routes resulting in delays to the 33 Stanyan when it attempts to travel through. The additional buses also cause delays to the higher-ridership Mission corridor Muni routes. This project will construct new overhead wires along Guerrero Street between 16th and 18th streets to alleviate transit congestion on Mission Street and provide better connections with the 22 Fillmore. Further outreach will determine the final alignment.	\$2,900,000
Muni Forward Rapid Network Improvements	28 19th Avenue: 19th Ave Rapid Project	The 28 19th Avenue corridor along Park Presidio and 19th Avenue faces significant congestion and other obstacles that frequently prevent efficient transit vehicle movement. This project will construct, in coordinated with a Caltrans repaving project, various enhancements throughout the corridor, such as stop placement optimization, turn pockets, and bus bulbs. The changes will result in 20% reduced travel times and improved reliability on the 28 19th Avenue corridor between the intersections of California Street and Park Presidio and Junipero room Serra Boulevard and 19th Avenue.	\$4,100,000
Muni Forward Rapid Network Improvements	14 Mission: Mission & S Van Ness Transit Priority Project	Mission Street is a Rapid Corridor and carries some of the heaviest loads in the Muni system. Primary causes of delay include long passenger boarding and alighting times, friction between parking and loading vehicles, double-parked vehicles, getting stuck behind right-turning cars, narrow lanes, and areas of closely spaced transit stops. This project will construct traffic engineering changes and related improvements for the 14 Mission on Mission Street east of South Van Ness Ave. Changes include new transit lanes and enhancements to existing transit lanes, bus bulbs and pedestrian improvements, signalized transit queue-jump lanes, turn pockets, and optimized transit stop placements. Together, the proposed changes are anticipated to reduce the travel time of the 14 Mission by about 8-10 minutes in each direction (16-20 minutes total) within the study area (12-14 percent reduction), improving the average operating speed to 7-8 miles per hour and improving service reliability.	\$1,400,000

Project Category	Project Name	Description	Amount
Muni Forward Rapid Network Improvements	30 Stockton: Terminal Overhead Catenary System Upgrades (overhead lines)	Modify the Overhead Catenary System at the 30 Stockton Terminal in the Marina to reverse the route of the bus. Scope includes modifying locations of poles and the overhead centenary wires. This will enable more efficient terminal operations and provide a more suitable location for bus layovers.	\$500,000
Total Muni Forward			\$43,700,000
Pedestrian Safety Improvements	New Signals on High Injury Corridors (10 intersections)	Project to plan and design new traffic signals at 8 locations and 2 flashing beacon systems at these Walkfirst Pedestrian High Injury Corridors. Project includes planning and design of pedestrian countdown signals, conduits, new poles, vehicular signal heads, mast-arms where justified, curb ramps where not already present, street lighting, new controllers and Rectangular Rapid Flash Beacons (RRFB).	\$500,000
Pedestrian Safety Improvements	Add PCS to High Injury Corridors (18 locations)	Project to plan and design upgrade traffic signals at 18 locations so that Pedestrian Countdown Signals (PCS) can be added on Walkfirst Pedestrian High Injury Corridors. Project includes planning and designing for PCS infrastructure including conduits, new poles, vehicular signal heads, mast-arms where justified, curb ramps where not already present, street lighting, and new controllers.	\$800,000
Pedestrian Safety Improvements	Curb Bulbs on High Injury Corridors (19 Intersections)	The Scope of work includes planning and designing permanent measures identified through the WalkFirst Process, including bulbs-outs.	\$1,200,000
Pedestrian Safety Improvements	Geary Pedestrian Improvements	This project includes the planning and design of pedestrian safety measures such as bulbs and countdown signals along the Geary corridor.	\$300,000
Pedestrian Safety Improvements	Pedestrian Safety Improvements Related to Muni Forward	This project will implement permanent pedestrian improvements in conjunction with Muni Forward projects. Specific intersections and treatments will be determined as the projects proceed through design.	\$3,300,000
Total Pedestrian Safety Improvements			\$6,100,000
Total SFMTA for SFMTA Projects			\$49,800,000
Caltrain	Communications Based Overlay Signal System	Satisfy a portion of the City's \$39 million total contribution to Caltrain for upgrades for the Communications Based Overlay Signal System (CBOSS) Positive Train Control (PTC) system.	\$7,800,000
Total Appropriation to SFMTA for SFMTA and Caltrain projects			\$57,600,000

Project Category	Project Name	Description	Amount
Major Transit Corridor Improvements	Better Market Street Project (Appropriation to Public Works)	Market Street serves as the spine of the City's transportation system, with approximately 250,000 transit boardings and alightings on Market Street each weekday. As such, transit improvements on Market Street have significant benefits to transit service system-wide. The proposed \$400 million project includes bus bulbs, enhancement to transit stops, stop spacing, and accessibility improvements, including widening boarding platforms, and rehabilitation of Muni Rail and Overhead Lines, which can significantly improve mobility and safety for all users, and improve travel time while increasing accessibility. The money allocated for this proposed project would provide funding for additional planning, design and related outreach.	\$8,500,000
Total Appropriation to Public Works			\$8,500,000
Total Appropriation to SFMTA & Public Works			\$66,100,000

Attachment II: MTA and DPW Project Approval and CEQA Status

Project Category	Project Name	Included in the Transit Effectiveness Project (TEP)/ Muni	Date of SFMTA Board of Directors Approval	Approval Date for CEQA determination by Planning
		Forward? (Yes, No)		
MTA Projects				
Muni Forward Rapid Network Improvements	7 Haight-Noriega: Haight Street Rapid Project	Yes	November 18, 2014 ¹	March 27, 2014 ²
Muni Forward Rapid Network Improvements	10 Townsend: Sansome Contraflow Lane Extension	Yes	September 2, 2014 ³	March 27, 2014 ²
Muni Forward Rapid Network Improvements	9 San Bruno: 11th St and Bayshore Blvd Rapid Project	Yes	October 7, 2014 ⁴	March 27, 2014 ²
Muni Forward Rapid Network Improvements	5 Fulton: East of 6th Ave (Inner) Rapid Project	Yes	March 28, 2014 ⁵	March 27, 2014 ²
Muni Forward Rapid Network Improvements	N Judah: Arguello to 9th Ave Rapid Project	Yes	March 28, 2014 ⁵	March 27, 2014 ²
Muni Forward Rapid Network Improvements	30 Stockton: East of Van Ness Ave Transit Priority Project	Yes	March 28, 2014 ⁵	March 27, 2014 ²
Muni Forward Rapid Network Improvements	30 Stockton: Chestnut St (W of VN) Transit Priority Project	Yes	March 28, 2014 ⁵	March 27, 2014 ²
Muni Forward Rapid Network Improvements	14 Mission: Division to Randall (Inner) Rapid Project	Yes	March 28, 2014 ⁵	March 27, 2014 ²
Muni Forward Rapid Network Improvements	22 Fillmore: Overhead Catenary System on Church/ Duboce (overhead lines)	Yes	March 28, 2014 ⁵	March 27, 2014 ²

Project Category	Project Name	Included in the Transit Effectiveness Project (TEP)/ Muni Forward? (Yes, No)	Date of SFMTA Board of Directors Approval	Approval Date for CEQA determination by Planning
Muni Forward Rapid Network Improvements	22 Fillmore: Overhead Catenary System on 16th St & Kansas (overhead lines)	Yes	March 28, 2014 ⁵	March 27, 2014 ²
Muni Forward Rapid Network Improvements	33 Stanyan: Overhead Catenary System on Guerrero (overhead lines)	Yes	March 28, 2014 ⁵	March 27, 2014 ²
Muni Forward Rapid Network Improvements	28 19th Avenue: 19th Ave Rapid Project	Yes	March 28, 2014 ⁵	March 27, 2014 ²
Muni Forward Rapid Network Improvements	14 Mission: Mission & S Van Ness Transit Priority Project	Yes	March 28, 2014 ⁵	March 27, 2014 ²
Muni Forward Rapid Network Improvements	30 Stockton: Terminal Overhead Catenary System Upgrades (overhead lines)	Yes	March 28, 2014 ⁵	March 27, 2014 ²
Pedestrian Safety Improvements	New Signals on High Injury Corridors (10 intersections)	No	Approval pending completion of planning, design and environmental review.	Not completed. GO Bond will fund planning, design, outreach and completing environmental review.
Pedestrian Safety Improvements	Add PCS to High Injury Corridors (18 locations)	No	Approval pending completion of planning, design and environmental review.	Not completed. GO Bond will fund planning, design, outreach and completing environmental review.

Project Category	Project Name	Included in the Transit Effectiveness Project (TEP)/ Muni Forward? (Yes, No)	Date of SFMTA Board of Directors Approval	Approval Date for CEQA determination by Planning
Pedestrian Safety Improvements	Curb Bulbs on High Injury Corridors (19 Intersections)	No	Approval pending completion of planning, design and environmental review.	Not completed. GO Bond will fund planning, design, outreach and completing environmental review.
Pedestrian Safety Improvements	Geary Pedestrian Improvements	No	Approval pending completion of planning, design and environmental review.	Not completed. GO Bond will fund planning, design, outreach and completing environmental review.
Pedestrian Safety Improvements	Pedestrian Safety Improvements Related to Muni Forward	Yes	March 28, 2014 ⁵	March 27, 2014 ²
Caltrain	Communications Based Overlay Signal System	No	Memorandum of Understanding entered into by City and County of San Francisco, January 15, 2013.	CEQA Exemption per Peninsula Joint Powers Board, June 29, 2009.
DPW Projects				
Major Transit Corridor Improvements	Better Market Street Project	No	Portions of project that require SFMTA Board approval will come before board as needed.	Funding in this appropriation is for planning and design stages; EIR expected late 2016.

¹ MTA Board Resolution 14-166.

² TEP EIR was approved on March 27, 2014 in Planning Commission Motion No. 19105.

³ MTA Board Resolution 14-137.

⁴ MTA Board Resolution 14-148.

⁵ This TEP project category was approved on March 28, 2014 in SFMTA Board Resolution 14-041. However, not all of the specific projects have been approved by the SFMTA Board of Directors.

Attachment III: Contracting Plan for MTA Projects

Project Category	Project Name	Amount	Total Project (as % of Total)		Delivery Mechanism	Phase(s) of Work Funded with Series 2015B Appropriation
			Soft Costs (Design, Permitting)	Hard Costs (Construction)		
Muni Forward Rapid Network Improvements	7 Haight-Noriega: Haight Street Rapid Project	\$10,700,000	29%	71%	Competitively bid contract overseen by DPW	Construction
Muni Forward Rapid Network Improvements	10 Townsend: Sansome Contraflow Signals	\$1,900,000	17%	83%	Competitively bid contract overseen by DPW	Construction
Muni Forward Rapid Network Improvements	9 San Bruno: 11th St and Bayshore Blvd Rapid Project	\$4,400,000	24%	76%	Competitively bid contract overseen by DPW	Construction
Muni Forward Rapid Network Improvements	5 Fulton: East of 6th Ave (Inner) Rapid Project	\$4,800,000	27%	73%	Competitively bid contract overseen by SFMTA	Construction
Muni Forward Rapid Network Improvements	N Judah: Arguello to 9th Ave Rapid Project	\$2,800,000	25%	75%	Competitively bid contract overseen by SFMTA	Construction
Muni Forward Rapid Network Improvements	30 Stockton: East of Van Ness Ave Transit Priority Project	\$2,700,000	20%	80%	Competitively bid contract overseen by DPW	Construction
Muni Forward Rapid Network Improvements	30 Stockton: Chestnut St (W of VN) Transit Priority Project	\$5,400,000	24%	74%	Competitively bid contract overseen by DPW	Design and Construction
Muni Forward Rapid Network Improvements	14 Mission: Division to Randall (Inner) Rapid Project	\$500,000	20%	80%	Competitively bid contract overseen by DPW	Design and Construction
Muni Forward Rapid Network Improvements	22 Fillmore: Overhead Catenary System on Church/ Duboce (overhead lines)	\$800,000	26%	74%	Competitively bid contract overseen by SFMTA	Design and Construction

Project Category	Project Name	Amount	Total Project (as % of Total)		Delivery Mechanism	Phase(s) of Work Funded with Series 2015B Appropriation
			Soft Costs (Design, Permitting)	Hard Costs (Construction)		
Muni Forward Rapid Network Improvements	22 Fillmore: Overhead Catenary System on 16th St & Kansas (overhead lines)	\$800,000	26%	74%	Competitively bid contract overseen by SFMTA	Design and Construction
Muni Forward Rapid Network Improvements	33 Stanyan: Overhead Catenary System on Guerrero (overhead lines)	\$2,900,000	27%	73%	Competitively bid contract overseen by SFMTA	Design and Construction
Muni Forward Rapid Network Improvements	28 19th Avenue: 19th Ave Rapid Project	\$4,100,000	26%	74%	Competitively bid contract overseen by DPW	Construction
Muni Forward Rapid Network Improvements	14 Mission: Mission & S Van Ness Transit Priority Project	\$1,400,000	23%	77%	Competitively bid contract overseen by DPW	Construction
Muni Forward Rapid Network Improvements	30 Stockton: Terminal Overhead Catenary System Upgrades (overhead lines)	\$500,000	26%	74%	Competitively bid contract overseen by SFMTA	Design
Pedestrian Safety Improvements	New Signals on High Injury Corridors (10 intersections)	\$500,000	Split for total project not yet available; Series 2015B issuance is 100% for soft costs		Delivery mechanism will be finalized when construct phase funds requested	Planning and Design
Pedestrian Safety Improvements	Add PCS to High Injury Corridors (18 locations)	\$800,000	Split for total project not yet available; Series 2015B issuance is 100% for soft costs		Delivery mechanism will be finalized when construct phase funds requested	Planning and Design
Pedestrian Safety Improvements	Curb Bulbs on High Injury Corridors (19 Intersections)	\$1,200,000	Split for total project not yet available; Series 2015B issuance is 100% for soft costs		Delivery mechanism will be finalized when construct phase funds requested	Planning and Design

Project Category	Project Name	Amount	Total Project (as % of Total)		Delivery Mechanism	Phase(s) of Work Funded with Series 2015B Appropriation
			Soft Costs (Design, Permitting)	Hard Costs (Construction)		
Pedestrian Safety Improvements	Geary Pedestrian Improvements	\$300,000	Split for total project not yet available; Series 2015B issuance is 100% for soft costs		Delivery mechanism will be finalized when construct phase funds requested	Planning and Design
Pedestrian Safety Improvements	Pedestrian Safety Improvements Related to Muni Forward	\$3,300,000	30%	70%	Will be delivered under associated Muni Forward contracts.	Construction





CITY AND COUNTY OF SAN FRANCISCO
OFFICE OF THE CONTROLLER


Ben Rosenfield
Controller

Todd Rydstrom
Deputy Controller

Nadia Sesay
Director
Office of Public Finance

MEMORANDUM

TO: Honorable Members, Board of Supervisors

FROM: Nadia Sesay, Director of Public Finance 

SUBJECT: City and County of San Francisco General Obligation Bonds, (Transportation and Road Improvement Bonds, 2014), Series 2015B

DATE: May 1, 2015

I respectfully request that the Board of Supervisors consider for review and adoption the resolution authorizing the sale and issuance of general obligation bonds financing the Transportation and Road Improvement program.

In connection with this request, legislation approving the issuance and sale of the bonds, supplemental appropriation ordinance to appropriate the bond proceeds, and related supporting documents are expected to be introduced at the Board of Supervisors meeting on Tuesday, May 5, 2015, and we respectfully request that the items be heard at the scheduled May 13, 2015 meeting of the Budget and Finance Committee.

Background:

On July 8, 2014, the Board of Supervisors passed a resolution declaring that the public interest and necessity demands the acquisition, construction, and improvement of street, transportation and related infrastructure. On July 24, 2014, the Board of Supervisors approved an ordinance calling and providing for a special election to be held on November 4, 2014 for the purpose of submitting to San Francisco voters a proposition to incur \$500,000,000 of bonded debt of the City and County to finance the construction, acquisition, and improvement of certain transportation and transit related improvements, and related costs. On November 4, 2014, a two-thirds majority of voters of the City approved Proposition A, the San Francisco Transportation and Road Improvement General Obligation Bond. Proposition A authorizes the City and County of San Francisco to issue \$500,000,000 in General Obligation Bonds to implement many of the infrastructure repairs and improvements identified by Mayor Ed Lee's Transportation 2030 Task Force (the "2014 Proposition A"). The projects to be funded through the proposed bond sale include: pedestrian safety improvements, SFMTA facility upgrades, accessibility improvements, traffic signal improvements, Muni Forward Rapid Network improvements,

street infrastructure improvements, Caltrain upgrades, streetscape and other transit corridor improvements (the "Project").

The proposed resolutions authorize the issuance of not-to-exceed \$500,000,000 aggregate principal amount of City and County of San Francisco General Obligation Bonds, as well as the sale of not-to-exceed \$67,540,000 of City and County of San Francisco General Obligation Bonds (Transportation and Road Improvement Bonds, 2014), Series 2015B (the "Bonds"). The Bonds will be the first series of bonds to be issued under the 2014 Proposition A.

As described more fully in the 2014 Proposition A Bond Status Report, dated January 22, 2015, proceeds from the Bonds will partially finance the following:

- Muni Forward Rapid Network Improvements – The proceeds will support design and construction on the first set of efficiency and connectivity improvement projects on Muni's high ridership lines.
- Caltrain Upgrades - The proceeds will allow San Francisco to contribute its share toward the Communications-Based Overlay Signal System (CBOSS) or Positive Train Control project, which will enhance Caltrain safety and operating performance.
- Major Transit Corridor Improvements - The proceeds will allow for upgrades for streets that form the trunk of the transit system, to increase transit speed and reliability along major corridors.
- Pedestrian Safety Improvements – The proceeds will initiate capital improvements that will address safety issues at the most dangerous intersections or corridors in San Francisco to create a safer, more welcoming environment for pedestrians and make progress towards San Francisco's Vision Zero initiative.

The remaining authorization under the 2014 Proposition A will be issued subject to review by the Capital Planning Committee, the consideration and adoption by the Board of Supervisors, and approval by the Mayor of subsequent authorizing resolutions.

Financing Parameters:

The proposed resolution authorizes the sale of not-to-exceed par amount of \$67,540,000. Based on current project cost estimates and schedules, the Office of Public Finance expects to issue \$66,870,000 under conservative assumptions of market conditions prevailing at the expected time of sale. The additional authorized amount above the expected issuance amount allows for fluctuations in market conditions from the date of authorization by the Board to the time of the sale of the Bonds.

The Bonds are anticipated to contribute approximately \$66,001,534 to transportation and road projects. Table 1 outlines anticipated sources and uses for the Bonds.

Table 1: Anticipated Sources and Uses for the Bonds.

Sources	
Par Amount	\$66,870,000
Reserve Proceeds	\$670,000
Total Not-To-Exceed Amount	\$67,540,000
Uses	
<u>Projects</u>	
Transportation & Road Improvement Project Funds	66,001,534
Controller's Audit Fund	132,003
Projects Subtotal	66,133,537
<u>Other Costs of Issuance</u>	
Costs of Issuance	502,418
Underwriter's Discount	167,175
Citizens' General Obligation Bond Oversight Committee	66,870
Costs of Issuance Subtotal	736,463
Total Uses	\$66,870,000
Reserve Pending Bond Sale ¹	\$670,000
Total Uses with Reserve	\$67,540,000

Based upon a conservative estimate of 3.15% interest rate, OPF estimates that average fiscal year debt service on the Bonds is approximately \$4,503,000. The anticipated total par value of \$66,870,000 is estimated to result in approximately \$23,180,000 in interest payments over the life of the Bonds. The total principal and interest payment over the approximate 20-year life of the Bonds is approximately \$90,050,000. Based on market conditions expected to exist at the time of the sale coupled with the Capital Planning Committee constraints, the Bonds could be structured with a 25-year life.

In addition, a portion of the Bonds will pay certain expenses incurred in connection with their issuance and delivery and the periodic oversight and review of the Project by the Citizens' General Obligation Bond Oversight Committee ("CGOBOC"). Detailed descriptions of the Project financed with proceeds of the Bonds are included in the Bond Reports prepared by the San Francisco Municipal Transportation Agency (SFMTA).

Debt Limit:

The City Charter imposes a limit on the amount of general obligation bonds the City can have outstanding at any given time. That limit is 3.00% of the assessed value of property in the City. For purposes of this provision of the Charter, the City calculates its debt limit on the basis of total assessed valuation net of non-reimbursable and homeowner exemptions. On this basis, the City's gross general obligation debt limit for fiscal year 2014-15 is approximately \$5.45 billion, based on a net assessed valuation of approximately \$181.8 billion. As of April 1, 2015, the City had outstanding approximately

¹ The Reserve Pending Sale accounts for variations in interest rates prior to the sale of the proposed Bonds.

\$2.05 billion in aggregate principal amount of general obligation bonds, which equals approximately 1.13% of the net assessed valuation for fiscal year 2014-15. If all of the City's authorized and unissued bonds were issued, the total debt burden would be 1.83% of the net assessed value of property in the City. If the Board of Supervisors approves the issuance of the Bonds, the debt ratio would increase by 0.03% to 1.16%— within the 3.00% legal debt limit.

Property Tax Impact

For Series 2015B, repayment of the annual debt service will be recovered through increases in the annual Property Tax rate, which, according to the Controller's Office, would average \$0.00317 per \$100 or \$3.17 per \$100,000 of assessed valuation over the anticipated 20-year term of the bonds. The owner of a residence with an assessed value of \$500,000, assuming a homeowner's exemption of \$7,000, would pay average annual additional Property Taxes to the City of \$15.63 per year if the anticipated \$66,870,000 Transportation and Road Improvement General Obligation Bonds are sold.

Capital Plan:

The Capital Planning Committee approved a financial constraint regarding the City's planned use of general obligation bonds such that debt service on approved and issued general obligation bonds would not increase property owners' long-term property tax rates above fiscal year 2006 levels. The fiscal year 2006 property tax rate for the general obligation bond fund was \$0.1201 per \$100 of assessed value. If the Board of Supervisors approves the issuance of the Bonds, the property tax rate for general obligation bonds for fiscal year 2015-16 would be maintained below the fiscal year 2006 rate and within the Capital Planning Committee's approved financial constraint.

Additional Information:

The legislation is expected to be introduced at the Board of Supervisors meeting on Tuesday, May 5, 2015. The related financing documents—including the Notice of Intention to Sell, Official Notice of Sale, Official Statement, Appendix A and Continuing Disclosure Certificate and related documents—will also be submitted.

Official Notice of Sale: The Official Notice of Sale for the Bonds announces the date and time of the competitive bond sale, including the terms relating to the Bonds; the terms of sale, form of bids, and delivery of bids; and closing procedures and documents. Pending market conditions, the Bonds may be bid separately by series or bids may be received for all of the Bonds.

Exhibit A to the Official Notice of Sale is the form of the official bid for the purchase of the Bonds. Pursuant to the Resolutions, the Controller is authorized to award the Bonds to the bidder whose bid represents the lowest true interest cost to the City in accordance with the procedures described in the Official Notice of Sale.

Notice of Intention to Sell: The Notice of Intention to Sell provides legal notice to prospective bidders of the City's intention to sell the 2015B Bonds. Such Notice of Intention to Sell will be published once in "The Bond Buyer" or another financial publication generally circulated throughout the State of California.

Official Statement: The Official Statement provides information for prospective bidders and investors in connection with the public offering by the City of the Bonds. The Official Statement describes the Bonds, including sources and uses of funds; security for the Bonds; risk factors; and tax and other legal matters, among other information. The Official Statement also includes the City's Appendix A, the most recent Comprehensive Annual Financial Report of the City, the City's Investment Policy, and other forms of legal documents for the benefit of investors, holders and owners of the Bonds.

A *Preliminary Official Statement* is distributed to prospective bidders prior to the sale of the Bonds and within seven days of the public offering, the *Final Official Statement* (adding certain sale results including the offering prices, interest rates, selling compensation, principal amounts, and aggregate principal amounts) is distributed to the initial purchasers of the Bonds.

The Board of Supervisors and the Mayor, in adopting and approving the Resolutions, approve and authorize the use and distribution of the Official Statement by the co-financial advisors with respect to the Bonds. For purposes of the Securities and Exchange Act of 1934, the Controller certifies, on behalf of the City, that the Preliminary and Final Official Statements are final as of their dates.

Appendix A: The City prepares the Appendix A: "City and County of San Francisco—Organization and Finances" (the "Appendix A") for inclusion in the Official Statement. The Appendix A describes the City's government and organization, the budget, property taxation, other City tax revenues and other revenue sources, general fund programs and expenditures, employment costs and post-retirement obligations, investment of City funds, capital financing and bonds, major economic development projects, constitutional and statutory limitations on taxes and expenditures, and litigation and risk management. Pursuant to the Resolution, City staff will revise the Official Statement, including the Appendix A.

Continuing Disclosure Certificate: The City covenants to provide certain financial information and operating data relating to the City (the "Annual Report") not later than 270 days after the end of the fiscal year and to provide notices of the occurrence of certain enumerated events, if material. The Continuing Disclosure Certificate describes the nature of the information to be contained in the Annual Report or the notices of material events. These covenants have been made in order to assist initial purchasers of the Bonds in complying with the Securities and Exchange Commission Rule 15c2-12(b)(5).

Financing Timeline:

The Bonds are expected to be issued and delivered in July 2015. Schedule milestones in connection with the financing may be summarized as follows:

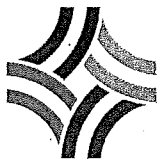
Milestone	Date*
Consideration by the Capital Planning Committee	May 4, 2015
Introduction of authorizing legislation and supporting materials to the Board	May 5, 2015
Issuance and delivery of the Bonds	July 2015

*Please note that dates are estimated unless otherwise noted.

Your consideration of this matter is greatly appreciated. Please contact me at 554-5956 if you have any questions. Thank you.

CC:
(via email)

- Angela Calvillo, Clerk of the Board**
- Harvey Rose, Budget Analyst**
- Ben Rosenfield, Controller**
- Nicole Elliott, Mayor's Office**
- Kate Howard, Mayor's Budget Office**
- Harvey Rose, Budget Analyst**
- Ken Roux, Deputy City Attorney**
- Alicia John-Baptiste, San Francisco Municipal Transportation Agency**
- Sonali Bose, San Francisco Municipal Transportation Agency**
- John Thomas, Department of Public Works**
- Ariel Espiritu Santo, San Francisco Municipal Transportation Agency**



SFMTA
Municipal
Transportation
Agency

Edwin M. Lee, *Mayor*

Tom Nolan, *Chairman*

Gwyneth Borden, *Director*

Jerry Lee, *Director*

Cristina Rubke, *Director*

Cheryl Brinkman, *Vice-Chairman*

Malcolm Heinicke, *Director*

Joël Ramos, *Director*

Edward D. Reiskin, *Director of Transportation*

April 29, 2015

**The Honorable Members of the Board of Supervisors
City and County of San Francisco
1 Dr. Carlton Goodlett Place, Room 244
San Francisco, CA 94102**

Subject: First issuance of the 2014 Transportation and Road Improvement General Obligation Bond (GO Bond), Series 2015A

Honorable Members of the Board of Supervisors:

The San Francisco Municipal Transportation Agency (SFMTA) is requesting that the Board of Supervisors appropriate \$49.8 million from the first issuance and sale of the 2014 Transportation and Road Improvement General Obligation Bond (GO Bond), Series 2015A for Muni Forward Rapid Network improvements and pedestrian safety improvements, appropriate \$8.5 million from the GO bond proceeds to the Department of Public Works (Public Works) for the Better Market Street Project, and appropriate \$7.8 million from GO Bond sale proceeds to the SFMTA to be used to satisfy the City's contribution to Caltrain for upgrades for the Communications Based Overlay Signal System (CBOSS) Positive Train Control (PTC) system..

The Controller's Office of Public Finance will be overseeing the issuance of the GO Bond and will be submitting the information related to the financing to you under separate cover, which will include the financing costs related to the transaction.

Background

In November 2014, San Francisco voters approved a \$500 million Transportation and Road Improvement General Obligation Bond. Bond proceeds may be expended to construct, redesign and rebuild streets and sidewalks for infrastructure improvements that increase Muni service reliability, ease traffic congestion, reduce vehicle travel times, enhance pedestrian and bicycle safety, and improve disabled access. The ballot language related to the GO Bond specified that proceeds would be used for the following representative purposes:

- Construct transit-only lanes and separated bikeways;
- Install new boarding islands, accessible platforms, and escalators at Muni/BART stops;
- Install new traffic signals, pedestrian countdown signals, and audible pedestrian signals;
- Install sidewalk curb bulb-outs, raised crosswalks, median islands, and bicycle parking;
- and
- Upgrade Muni maintenance facilities.

Project Detail

Based on project funding needs, SFMTA recommends that the Board of Supervisors appropriate the projects and the amounts in the table below from the GO Bond.

PROJECT CATEGORY	PROJECT NAME	PROJECT DESCRIPTION	PROJECT AMOUNT (\$ MILLIONS)
Muni Forward Rapid Network Improvements	7 Haight-Noriega: Haight Street Rapid Project	The 7 Haight-Noriega is one of Muni's busiest routes, serving about 13,000 customers every day and is an important east-west bus route. This project includes optimizing transit stop locations, adding transit bulbs, creating signalized transit queue jumps, and replacing all-way STOP-controlled intersections with traffic signals. The changes are expected to reduce transit travel time by 20% in the corridor.	\$10.7
Muni Forward Rapid Network Improvements	10 Townsend: Sansome Contraflow Signals	The 10 Townsend's route currently travels via an indirect path as it turns south because Sansome Street is a one-way northbound street north of Washington Street. This results in longer than necessary travel time and causes route unreliability. This project will construct a Muni contraflow lane on Sansome Street south of Washington Street to Market Street. This requires the modification of three existing traffic signals from Broadway to Washington Street. Curb ramps will also be installed at each of the four corners at three intersections along this section of Sansome Street. This will result in reduced travel time and improved operating conditions by enabling a right turn from Broadway directly onto Sansome Street.	\$1.9
Muni Forward Rapid Network Improvements	9 San Bruno: 11th St and Bayshore Blvd Rapid Project	The 9 San Bruno is one of Muni's busiest routes, serving about 12,000 customers every day and is an important north-south bus route. This project includes implementing various street improvements, such as optimized stop placements, bus bulbs, pedestrian improvements, bicycle paths behind bus stops, and other changes that help transit vehicles navigate safely and efficiently. The changes in this project, combined with improvements on Potrero Avenue are expected to reduce transit travel time by 20%.	\$4.4
Muni Forward Rapid Network Improvements	5 Fulton: East of 6th Ave (Inner) Rapid Project	The 5 Fulton is a Rapid Network route and an important connector between the Richmond District and Downtown. The route's reliability and travel time are hampered in this segment by traffic congestion and closely spaced stops. This project will implement various enhancements throughout the corridor, including new bus bulbs, transit stop optimization, removing all-way stop controls at intersections, adding turn pockets, and building new pedestrian bulbs. The changes will reduce transit travel time and improve reliability on the 5 Fulton corridor.	\$4.8
Muni Forward Rapid Network Improvements	N Judah: Arguello to 9th Ave Rapid Project	The N Judah rail line has one of the highest riderships in the Muni network and carries approximately 45,000 daily customers on an average weekday. The main causes of delay to the N Judah include long passenger boarding and	\$2.8

PROJECT CATEGORY	PROJECT NAME	PROJECT DESCRIPTION	PROJECT AMOUNT (\$ MILLIONS)
		alighting times, a high number of stop signs along the route and areas of closely spaced transit stops. This project will build transit priority lanes with efficient stop spacing, create better boarding zones to make it safer and faster for passengers to get on board, and make it easier to find stops and shelters with improved signage. The project will reduce transit travel time and improve reliability.	
Muni Forward Rapid Network Improvements	30 Stockton: East of Van Ness Ave Transit Priority Project	The 30 Stockton is one of Muni's busiest routes, serving about 28,000 customers every day. The corridor faces significant congestion and other obstacles that frequently prevent efficient transit vehicle movement. This project includes optimizing bus stop locations, adding new transit bulbs and extending existing transit bulbs, establishing transit-only lanes, and widening travel lanes. Implement engineering changes to reduce travel time and improve reliability on the 30 Stockton corridor between the intersection of Van Ness Avenue and Chestnut Street and Market Street.	\$2.7
Muni Forward Rapid Network Improvements	30 Stockton: Chestnut St (W of VN) Transit Priority Project	The 30 Stockton is one of Muni's busiest routes, serving about 28,000 customers every day. This project includes optimizing bus stop locations, adding new transit bulbs and extending existing transit bulbs, establishing transit-only lanes, and widening travel lanes. The changes will make it safer to walk, increase the frequency and reliability of service, and enhance the customer experience along Chestnut, Broderick, Divisadero and Jefferson streets, west of Van Ness Avenue. This would improve an east-west portion of the Rapid Network connecting the future Van Ness Bus Rapid Transit with the 30 Stockton	\$5.4
Muni Forward Rapid Network Improvements	14 Mission: Division to Randall (Inner) Rapid Project	Mission Street is a Rapid Corridor and carries some of the heaviest loads in the Muni system. Primary causes of delay include long passenger boarding and alighting times, friction between parking and loading vehicles, double-parked vehicles, getting stuck behind right-turning cars, narrow lanes, and areas of closely spaced transit stops. This project will construct traffic engineering changes and related improvements for the 14 Mission on Mission Street between South Van Ness Avenue and Cesar Chavez Street. Changes include new transit lanes and enhancements to existing transit lanes, bus bulbs and pedestrian improvements, signalized transit queue-jump lanes, turn pockets, and optimized transit stop placements. Together, the proposed changes are anticipated to reduce the travel time of the 14 Mission by about 8-10 minutes in each direction (16-20 minutes total) within the study area (12- 14 percent reduction), improving the average operating speed to 7-8 miles per hour and improving service reliability.	\$0.5
Muni Forward Rapid Network Improvements	22 Fillmore: Overhead Catenary System	The 22 Fillmore passes through red transit-only lanes along Church Street to improve route reliability. In this segment, the overhead wires are not directly overhead resulting in	\$0.8

PROJECT CATEGORY	PROJECT NAME	PROJECT DESCRIPTION	PROJECT AMOUNT (\$ MILLIONS)
	on Church/ Duboce (overhead lines)	delays when buses lose contact with these wires. This project will modify the alignment overhead wires for the 22 Fillmore along Church Street to provide more reliable transit service.	
Muni Forward Rapid Network Improvements	22 Fillmore: Overhead Catenary System on 16th St & Kansas (overhead lines)	This project will construct overhead bypass wires on Kansas between 17th and 16th Streets for the 22 Fillmore to enable the 33 Stanyan to provide service to Potrero Hill.	\$0.8
Muni Forward Rapid Network Improvements	33 Stanyan: Overhead Catenary System on Guerrero (overhead lines)	The 33 Stanyan currently travels north on Mission Street as it travels between 16th and 18th streets. This segment of Mission Street is crowded with numerous Mission corridor Muni routes resulting in delays to the 33 Stanyan when it attempts to travel through. The additional buses also cause delays to the higher-ridership Mission corridor Muni routes. This project will construct new overhead wires along Guerrero Street between 16th and 18th streets to alleviate transit congestion on Mission Street and provide better connections with the 22 Fillmore. Further outreach will determine the final alignment.	\$2.9
Muni Forward Rapid Network Improvements	28 19th Avenue: 19th Ave Rapid Project	The 28 19th Avenue corridor along Park Presidio and 19th Avenue faces significant congestion and other obstacles that frequently prevent efficient transit vehicle movement. This project will construct, in coordinated with a Caltrans repaving project, various enhancements throughout the corridor, such as stop placement optimization, turn pockets, and bus bulbs. The changes will result in 20% reduced travel times and improved reliability on the 28 19th Avenue corridor between the intersections of California Street and Park Presidio and Junipero room Serra Boulevard and 19th Avenue.	\$4.1
Muni Forward Rapid Network Improvements	14 Mission: Mission & S Van Ness Transit Priority Project	Mission Street is a Rapid Corridor and carries some of the heaviest loads in the Muni system. Primary causes of delay include long passenger boarding and alighting times, friction between parking and loading vehicles, double-parked vehicles, getting stuck behind right-turning cars, narrow lanes, and areas of closely spaced transit stops. This project will construct traffic engineering changes and related improvements for the 14 Mission on Mission Street east of South Van Ness Ave. Changes include new transit lanes and enhancements to existing transit lanes, bus bulbs and pedestrian improvements, signalized transit queue-jump lanes, turn pockets, and optimized transit stop placements. Together, the proposed changes are anticipated to reduce the travel time of the 14 Mission by about 8-10 minutes in each direction (16-20 minutes total) within the study area (12-14 percent reduction), improving the average operating speed to 7-8 miles per hour and improving service reliability	\$1.4

PROJECT CATEGORY	PROJECT NAME	PROJECT DESCRIPTION	PROJECT AMOUNT (\$ MILLIONS)
Muni Forward Rapid Network Improvements	30 Stockton: Terminal Overhead Catenary System Upgrades (overhead lines)	Modify the Overhead Catenary System at the 30 Stockton Terminal in the Marina to reverse the route of the bus. Scope includes modifying locations of poles and the overhead centenary wires. This will enable more efficient terminal operations and provide a more suitable location for bus layovers.	\$0.5
Total Muni Forward Rapid Network Improvements			\$43.7
Pedestrian Safety Improvements	New Signals on High Injury Corridors (10 intersections)	Project to plan and design new traffic signals at 8 locations and 2 flashing beacon systems at these Walkfirst Pedestrian High Injury Corridors. Project includes planning and design of pedestrian countdown signals, conduits, new poles, vehicular signal heads, mast-arms where justified, curb ramps where not already present, street lighting, new controllers and Rectangular Rapid Flash Beacons (RRFB).	\$0.5 For Planning and Design and Outreach efforts only.
Pedestrian Safety Improvements	Add PCS to High Injury Corridors (18 locations)	Project to plan and design upgrade traffic signals at 18 locations so that Pedestrian Countdown Signals (PCS) can be added on Walkfirst Pedestrian High Injury Corridors. Project includes planning and designing for PCS infrastructure including conduits, new poles, vehicular signal heads, mast-arms where justified, curb ramps where not already present, street lighting, and new controllers.	\$0.8 For Planning and Design and Outreach efforts only.
Pedestrian Safety Improvements	Curb Bulbs on High Injury Corridors (19 Intersections)	The Scope of work includes planning and designing permanent measures identified through the WalkFirst Process, including bulbs-outs.	\$1.2 For Planning and Design and Outreach efforts only.
Pedestrian Safety Improvements	Geary Pedestrian Improvements	This project includes the planning and design of pedestrian safety measures such as bulbs and countdown signals along the Geary corridor.	\$0.3 For Planning and Design and Outreach efforts only.
Pedestrian Safety Improvements	Pedestrian Safety Improvements Related to Muni Forward	This project will implement permanent pedestrian improvements in conjunction with Muni Forward projects. Specific intersections and treatments will be determined as the projects proceed through design.	\$3.3
Total Pedestrian Safety Improvements			\$6.1
Total Appropriation to SFMTA for SFMTA projects			\$49.8
Caltrain		Satisfy a portion of the City's \$39 million total contribution to Caltrain for upgrades for the Communications Based Overlay Signal System (CBOSS) Positive Train Control (PTC) system	\$7.8
Total Appropriation to SFMTA for SFMTA and Caltrain projects			\$57.6
Major Transit Corridor Improvements	Better Market Street Project (Appropriation to Public Works)	Market Street serves as the spine of the City's transportation system, with approximately 250,000 transit boardings and alightings on Market Street each weekday. As such, transit improvements on Market Street have significant benefits to transit service system-wide. The proposed \$400 million project includes bus bulbs, enhancement to transit stops,	\$8.5


PROJECT CATEGORY	PROJECT NAME	PROJECT DESCRIPTION	PROJECT AMOUNT (\$ MILLIONS)
		stop spacing, and accessibility improvements, including widening boarding platforms, and rehabilitation of Muni Rail and Overhead Lines, which can significantly improve mobility and safety for all users, and improve travel time while increasing accessibility. The money allocated for this proposed project would provide funding for additional planning, design and related outreach	
		Total Appropriation to Public Works	\$8.5
		Total Appropriation to SFMTA & Public Works	\$66.1

Many of these projects will continue through their respective community processes to finalize design and implementation details. We will continue to work with your offices throughout those processes.

On May 5, 2015, the SFMTA Board will be taking action to recommend that the Board of Supervisors approve the appropriation of \$49.8 million from the first issuance of GO Bond Series 2015A for Muni Forward Rapid Network improvements and pedestrian safety improvements, \$8.5 million from the GO bond proceeds to the Department of Public Works for the Better Market Street Project, and appropriate \$7.8 million from GO Bond proceeds to the SFMTA to be used to satisfy the City's contribution to Caltrain for upgrades for the Communications Based Overlay Signal System (CBOSS) Positive Train Control (PTC) system.

Thank you for your consideration of the GO bond and the inclusion of the above projects in the issuance and for your continued support for the SFMTA and transportation.

Sincerely,



Edward D. Reiskin
Director of Transportation

cc: SFMTA Board of Directors
 Kate Howard, Mayor's Budget Director
 Ben Rosenfield, City Controller

OFFICIAL NOTICE OF SALE

and

OFFICIAL BID FORM

\$67,540,000*

**CITY AND COUNTY OF SAN FRANCISCO
GENERAL OBLIGATION BONDS
(TRANSPORTATION AND ROAD IMPROVEMENT BONDS, 2014),
SERIES 2015B**

The City and County of San Francisco will receive sealed bids and electronic bids for the above-referenced bonds at the place and up to the time specified below:

SALE DATE: _____, _____, 2015
(Subject to postponement, cancellation, modification or amendment in accordance with this Official Notice of Sale)

TIME: 8:30 a.m., California time

PLACE: Controller's Office of Public Finance
1 Dr. Carlton B. Goodlett Place, Room 336,
San Francisco, California 94102

DELIVERY DATE: _____, _____*

* Preliminary, subject to change.

OFFICIAL NOTICE OF SALE

\$67,540,000*

**CITY AND COUNTY OF SAN FRANCISCO
GENERAL OBLIGATION BONDS
(TRANSPORTATION AND ROAD IMPROVEMENT BONDS, 2014),
SERIES 2015B**

NOTICE IS HEREBY GIVEN that electronic bids and sealed bids will be received in the manner described below, in the case of electronic bids, through the Ipreo LLC's BiDCOMP™/PARITY® System ("Parity"), and in the case of sealed bids, at the Controller's Office of Public Finance, 1 Dr. Carlton B. Goodlett Place, Room 336, San Francisco, California 94102, by the City and County of San Francisco (the "City") for the purchase of \$67,540,000* aggregate principal amount of City and County of San Francisco General Obligation Bonds (Transportation and Road Improvement Bonds, 2014), Series 2015B (the "Bonds"). Bidding procedures and sale terms are as follows:

- Issue:** The Bonds are described in the City's Preliminary Official Statement for the Bonds dated _____, 2015 (the "Preliminary Official Statement").
- Time:** Bids for the Bonds must be received by the City by 8:30 a.m., California time, on _____, 2015.
- Place:** Sealed, hand-delivered bids for the Bonds must be delivered to Office of Public Finance, 1 Dr. Carlton B. Goodlett Place, Room 336, San Francisco, California 94102. Instead of sealed, hand-delivered bids, bidders may submit electronic bids in the manner and subject to the terms and conditions described under "TERMS OF SALE—Form of Bids; Delivery of Bids" below, but no bid will be received after the time for receiving bids specified above.

THE RECEIPT OF BIDS ON _____, 2015 MAY BE POSTPONED OR CANCELLED AT OR PRIOR TO THE TIME BIDS ARE TO BE RECEIVED. NOTICE OF SUCH POSTPONEMENT OR CANCELLATION WILL BE COMMUNICATED BY THE CITY THROUGH THOMSON REUTERS AND BLOOMBERG BUSINESS NEWS (COLLECTIVELY, THE "NEWS SERVICES") AND/OR PARITY (AS DESCRIBED IN "TERMS OF SALE—FORM OF BIDS; DELIVERY OF BIDS" BELOW) AS SOON AS PRACTICABLE FOLLOWING SUCH POSTPONEMENT OR CANCELLATION. Notice of the new date and time for receipt of bids shall be given through Parity and/or the News Services as soon as practicable following a postponement and no later than 1:00 p.m., California time, on the business day preceding the new date for receiving bids.

* Preliminary, subject to change.

As an accommodation to bidders, notice of such postponement and of the new sale date and time will be given to any bidder requesting such notice from: (i) Acacia Financial Group, Inc., 1441 Broadway, 5th Floor, New York, NY 10018, telephone: (212) 432-4020; Attention: Rich Lopatin, email: rlopatin@acaciafin.com, or (ii) Backstrom McCarley Berry & Co., LLC, 115 Sansome Street, Mezzanine A, San Francisco, CA 94104, telephone: (415) 392-5505, Attention: Vincent McCarley, email: vmccarley@bmcbbc.com, (collectively, “**Co-Financial Advisors**”), provided, however, that failure of any bidder to receive such supplemental notice shall not affect the sufficiency of any such notice or the legality of the sale. See “TERMS OF SALE—Postponement or Cancellation of Sale.”

The City reserves the right to modify or amend this Official Notice of Sale in any respect, including, without limitation, increasing or decreasing the principal amount of any serial maturity or mandatory sinking fund payment for the Bonds and adding or deleting serial or term maturity and mandatory sinking fund payment dates, along with corresponding principal amounts with respect thereto; provided, that any such modification or amendment will be communicated to potential bidders through the News Services and/or Parity not later than 1:00 p.m., California time, on the business day preceding the date for receiving bids. Failure of any potential bidder to receive notice of any modification or amendment will not affect the sufficiency of any such notice or the legality of the sale. Bidders are required to bid upon the Bonds as so modified or amended. See “TERMS OF SALE—Right to Modify or Amend.”

Bidders are referred to the Preliminary Official Statement, for additional information regarding the City, the Bonds, the security for the Bonds and other matters. See “CLOSING PROCEDURES AND DOCUMENTS—Official Statement.” Capitalized terms used and not defined in this Official Notice of Sale shall have the meanings ascribed to them in the Preliminary Official Statement.

This Official Notice of Sale will be submitted for posting to Parity (as described in “TERMS OF SALE—Form of Bids; Delivery of Bids” below). In the event the summary of the terms of sale of the Bonds posted on Parity conflicts with this Official Notice of Sale in any respect, the terms of this Official Notice of Sale shall control, unless a notice of an amendment is given as described herein.

TERMS RELATING TO THE BONDS

THE AUTHORITY FOR ISSUANCE, PURPOSES, PAYMENT OF PRINCIPAL AND INTEREST, REDEMPTION, DEFEASANCE, SOURCES AND USES OF FUNDS, SECURITY AND SOURCES OF PAYMENT, FORM OF LEGAL OPINIONS OF CO-BOND COUNSEL AND OTHER INFORMATION REGARDING THE BONDS ARE PRESENTED IN THE PRELIMINARY OFFICIAL STATEMENT, WHICH EACH BIDDER IS DEEMED TO HAVE OBTAINED AND REVIEWED PRIOR TO BIDDING FOR THE BONDS. THIS OFFICIAL NOTICE OF SALE GOVERNS ONLY THE TERMS OF SALE, BIDDING, AWARD AND CLOSING PROCEDURES FOR THE BONDS. THE DESCRIPTION OF THE BONDS CONTAINED IN THIS OFFICIAL NOTICE OF SALE IS QUALIFIED IN ALL RESPECTS BY THE DESCRIPTION OF THE BONDS CONTAINED IN THE PRELIMINARY OFFICIAL STATEMENT.

Issue. The Bonds will be issued as fully registered bonds without coupons in book-entry form in denominations of \$5,000 or any integral multiple of that amount, as designated by the successful bidder (the “**Purchaser**”), all dated the date of delivery, which is expected to be _____, 2015. If the sale is postponed, notice of the new date of the sale will also set forth the new expected date of delivery of the Bonds.

Book-Entry Only. The Bonds will be registered in the name of a nominee of The Depository Trust Company (“**DTC**”), New York, New York. DTC will act as securities depository for the Bonds. Individual purchases will be made in book-entry form only, and the Purchaser will not receive certificates representing its interest in the Bonds purchased. As of the date of award of the Bonds, the Purchaser must either participate in DTC or must clear through or maintain a custodial relationship with an entity that participates in DTC.

Interest Rates. Interest on the Bonds will be payable on December 15, 2015, and semiannually thereafter on June 15 and December 15 of each year (each an “**Interest Payment Date**”). Interest shall be calculated on the basis of a 30-day month, 360-day year from the dated date of the Bonds. Bidders may specify any number of separate rates, and the same rate or rates may be repeated as often as desired, provided:

- (i) each interest rate specified in any bid for the Bonds must be a multiple of one-eighth or one-twentieth of one percent (1/8 or 1/20 of 1%) per annum;
- (ii) the maximum interest rate bid for any maturity shall not exceed ten percent (10%) per annum;
- (iii) no Bond shall bear a zero rate of interest;
- (iv) each Bond shall bear interest from its dated date to its stated maturity date at the single rate of interest specified in the bid;
- (v) all Bonds maturing at any one time shall bear the same rate of interest; and
- (vi) each Bond maturing on or after June 15, 20__ must bear interest at a rate of 4% per annum or higher.

See the Preliminary Official Statement – “THE BONDS – Payment of Interest and Principal.”

Par and Premium Bids; No Net Discount Bids. All bids for the Bonds shall be for par or more; no net discount bids for the Bonds will be accepted. Individual maturities of the Bonds may be reoffered at par, a premium or a discount.

Principal Payments. The Bonds shall be serial and/or term Bonds, as specified by each bidder, and principal shall be payable on June 15 of each year, commencing on June 15, 20__ as shown below. Subject to the City’s right to modify or amend this Notice of Sale (see “**TERMS OF SALE—Right to Modify or Amend**”), the final maturity of the Bonds shall be June 15, 2030. The principal amount of the Bonds maturing or subject to mandatory sinking fund redemption in any year shall be in integral multiples of \$5,000. For any term Bonds specified, the principal

amount for a given year may be allocated only to a single term Bond and must be part of an uninterrupted annual sequence from the first mandatory sinking fund payment to the term Bond maturity. The aggregate amount of the principal amount of the serial maturity or mandatory sinking fund payment for the Bonds is shown below for information purposes only. **Bidders for the Bonds will provide bids for all of the Bonds Principal Amounts.** Subject to the City's right to modify or amend this Notice of Sale (see "TERMS OF SALE—Right to Modify or Amend"), and to adjustment as provided in this Notice of Sale (see "—Adjustment of Principal Payments"), the aggregate principal amount of the serial maturity or mandatory sinking fund payment for the Bonds in each year is as follows:

Maturity Date (June 15)	Principal Amount*
	\$

TOTAL	\$
-------	----

Adjustment of Principal Payments. The principal amounts set forth in this Official Notice of Sale reflect certain estimates of the City with respect to the likely interest rates of the winning bid and the premium contained in the winning bid. **The City reserves the right to change the principal payment schedule set forth above after the determination of the successful bidder, by adjusting one or more of the principal payments of the Bonds, in increments of \$5,000, as determined in the sole discretion of the City. Any such adjustment of principal payments with respect to the Bonds shall be based on the schedule of principal payments provided by the City to be used as the basis of bids for the Bonds. Any such adjustment will not change the average per Bond dollar amount of the underwriter's discount. In the event of any such adjustment, no rebidding or recalculation of the bids submitted will be required or permitted and no successful bid may be withdrawn.**

See also "TERMS OF SALE—Right to Modify or Amend," regarding the City's right to modify or amend this Official Notice of Sale in any respect including, without limitation, increasing or decreasing the principal amount of any serial maturity or

* Preliminary, subject to change.

mandatory sinking fund payment for the Bonds and adding or deleting serial or term maturity and mandatory sinking fund payment dates, along with corresponding principal amounts with respect thereto.

A BIDDER AWARDED THE BONDS BY THE CITY WILL NOT BE PERMITTED TO WITHDRAW ITS BID, CHANGE THE INTEREST RATES IN ITS BID OR THE REOFFERING PRICES IN ITS REOFFERING PRICE CERTIFICATE AS A RESULT OF ANY CHANGES MADE TO THE PRINCIPAL PAYMENTS OF SUCH BONDS IN ACCORDANCE WITH THIS OFFICIAL NOTICE OF SALE.

Redemption.

(i) Optional Redemption of the Bonds. The Bonds maturing on or before June 15, 20__, will not be subject to optional redemption prior to their respective stated maturity dates. The Bonds maturing on or after June 15, 20__, are subject to optional redemption prior to their respective stated maturity dates, at the option of the City, from any source of available funds (other than mandatory sinking fund payments), as a whole or in part on any date, on or after June 15, 20__, at the redemption price equal to the principal amount of the Bonds redeemed, together with accrued interest to the date fixed for redemption, without premium. See the Preliminary Official Statement – “THE BONDS—Redemption—Optional Redemption of the Bonds.”

(ii) Mandatory Redemption. The Bonds will not be subject to redemption prior to their respective stated maturity dates from mandatory sinking fund payments prior to June 15, 20__. Term Bonds, if any, are subject to redemption prior to their respective stated maturity dates, in part, by lot from mandatory sinking fund payments, on each June 15 on or after June 15, 20__, designated by the successful bidder as a date upon which a mandatory sinking fund payment is to be made, at a redemption price equal to the principal amount thereof plus accrued interest thereon to the date fixed for redemption, without premium. No term Bonds may be redeemed from mandatory sinking fund payments until all term Bonds maturing on preceding term maturity dates, if any, have been retired. See the Preliminary Official Statement – “THE BONDS—Redemption—Mandatory Redemption.”

Legal Opinions and Tax Matters. Upon delivery of the Bonds, Kutak Rock LLP and Rosales Law Partners LLP, Co-Bond Counsel to the City (“**Co-Bond Counsel**”), will deliver their separate legal opinions that, under existing law (i) assuming continuing compliance with certain covenants and the accuracy of certain representations, interest on the Bonds is excluded from gross income for federal income tax purposes and is not an item of tax preference for purposes of the federal alternative minimum tax imposed on individuals and corporations; and (ii) interest on the Bonds is exempt from present State of California personal income taxes.

A complete copy of the proposed form of opinion of Co-Bond Counsel is set forth in Appendix F to the Preliminary Official Statement. Copies of the opinions of Co-Bond Counsel will be furnished to the Purchaser upon delivery of the Bonds.

See the Preliminary Official Statement – “TAX MATTERS.”

TERMS OF SALE

Par and Premium Bids; No Net Discount Bids. All bids for the Bonds shall be for par or more; no net discount bids for the Bonds will be accepted. Individual maturities of the Bonds may be reoffered at par, a premium or a discount.

Form of Bids; Delivery of Bids. Each bid for the Bonds must be: (1) for not less than all of the Bonds offered for sale, (2) unconditional, and (3) either submitted (i) on the Official Bid Form attached hereto as Exhibit A and signed by the bidder, or (ii) via Parity, along with a facsimile transmission by the winning bidder, after the verbal award, of the completed and signed applicable Official Bid Form conforming to the Parity bid, with any adjustments made by the City pursuant hereto, by not later than 11:00 a.m., California time, on the sale date. Electronic bids must conform to the procedures established by Parity. Sealed bids must be enclosed in a sealed envelope, delivered to the City at the address set forth on the cover and clearly marked "Bid for the City and County of San Francisco General Obligation Bonds (Transportation and Road Improvement Bonds)" or words of similar import, as hereinafter described and received by 8:30 a.m., California time, on _____, 2015, at the offices of the Office of Public Finance, c/o Nadia Sesay, 1 Dr. Carlton B. Goodlett Place, Room 336, San Francisco, California 94102; telephone: (415) 554-5956. No bid submitted to the City shall be subject to withdrawal or modification by the bidder.

All bids will be deemed to incorporate all of the terms of this Official Notice of Sale. If the sale of the Bonds is canceled or postponed, all bids for the Bonds shall be rejected. No bid submitted to the City shall be subject to withdrawal or modification by the bidder. No bid will be accepted after the time for receiving bids. The City retains absolute discretion to determine whether any bidder is a responsible bidder and whether any bid is timely, legible and complete and conforms to this Official Notice of Sale. The City takes no responsibility for informing any bidder prior to the time for receiving bids that its bid is incomplete, illegible or nonconforming with this Official Notice of Sale or has not been received.

Solely as an accommodation to bidders, electronic bids will be received exclusively through Parity in accordance with this Official Notice of Sale. For further information about Parity, potential bidders may contact either of the Co-Financial Advisors at the numbers provided above or Parity at: (212) 404-8107.

Warnings Regarding Electronic Bids. Bids for the Bonds may be submitted electronically via Parity. The City will attempt to accommodate bids submitted electronically via Parity. However, the City does not endorse or encourage the use of such electronic bidding service. None of the City, the City Attorney, the Co-Financial Advisors or Co-Bond Counsel assumes any responsibility for any error contained in any bid submitted electronically or for failure of any bid to be transmitted, received or opened by the time for receiving bids, and each bidder expressly assumes the risk of any incomplete, illegible, untimely or nonconforming bid submitted by electronic transmission by such bidder, including, without limitation, by reason of garbled transmissions, mechanical failure, engaged telecommunications lines, or any other cause arising from submission by

electronic transmission. The time for receiving bids will be determined by the City at the place of bid opening, and the City will not be required to accept the time kept by Parity.

If a bidder submits an electronic bid for the Bonds through Parity, such bidder thereby agrees to the following terms and conditions: (1) if any provision in this Official Notice of Sale with respect to the Bonds conflicts with information or terms provided or required by Parity, this Official Notice of Sale, including any amendments or modifications issued through Parity and/or the News Services, will control; (2) each bidder will be solely responsible for making necessary arrangements to access Parity for purposes of submitting its bid in a timely manner and in compliance with the requirements of this Official Notice of Sale; (3) the City will not have any duty or obligation to provide or assure access to Parity to any bidder, and the City will not be responsible for proper operation of, or have any liability for, any delays, interruptions or damages caused by use of Parity or any incomplete, inaccurate or untimely bid submitted by any bidder through Parity; (4) the City is permitting use of Parity as a communication mechanism, and not as an agent of the City, to facilitate the submission of electronic bids for the Bonds; Parity is acting as an independent contractor, and is not acting for or on behalf of the City; (5) the City is not responsible for ensuring or verifying bidder compliance with any procedures established by Parity; (6) the City may regard the electronic transmission of a bid through Parity (including information regarding the purchase price for the Bonds or the interest rates for any maturity of the Bonds) as though the information were submitted on the Official Bid Form and executed on the bidder's behalf by a duly authorized signatory; (7) if the bidder's bid is accepted by the City, the signed, completed and conforming Official Bid Form submitted by the bidder by facsimile transmission after the verbal award, this Official Notice of Sale and the information that is transmitted electronically through Parity will form a contract, and the bidder will be bound by the terms of such contract; and (8) information provided by Parity to bidders will form no part of any bid or of any contract between the Purchaser and the City unless that information is included in this Official Notice of Sale or the Official Bid Form.

Basis of Award. Unless all bids are rejected, the Bonds will be awarded to the responsible bidder who submits a conforming bid that represents the lowest true interest cost to the City. The true interest cost will be that nominal interest rate that, when compounded semiannually and applied to discount all payments of principal and interest payable on the Bonds to the dated date of the Bonds, results in an amount equal to the principal amount of the Bonds plus the amount of any net premium. For the purpose of calculating the true interest cost, mandatory sinking fund payments for any term Bonds specified by a bidder will be treated as Bonds maturing on the dates of such mandatory sinking fund payments. In the event that two or more bidders offer bids for the Bonds at the same true interest cost, the City will determine by lot which bidder will be awarded the Bonds. Bid evaluations or rankings made by Parity are not binding on the City.

Estimate of True Interest Cost. Each bidder is requested, but not required, to supply an estimate of the true interest cost based upon its bid, which will be considered as informative only and not binding on either the bidder or the City.

Multiple Bids. In the event multiple bids with respect to the Bonds are received from a single bidder by any means or combination thereof, the City shall be entitled to accept the bid representing the lowest true interest cost to the City, and each bidder agrees by submitting multiple bids to be bound by the bid representing the lowest true interest cost to the City.

Good Faith Deposit. To secure the City from any loss resulting from the failure of the apparent winning bidder to comply with the terms of its bid, a good faith deposit in the amount of \$ _____ (the "Good Faith Deposit") must be provided to the City by the apparent winning bidder.

Upon the determination by the City of the apparent winning bidder of the Bonds, the Co-Financial Advisors will (i) provide to the apparent winning bidder of the Bonds the wire transfer information and (ii) request the apparent winning bidder to immediately wire the Good Faith Deposit to the City. No later than ninety (90) minutes from the time the Co-Financial Advisors request the apparent winning bidder to wire the Good Faith Deposit to the City, the apparent winning bidder of the Bonds must wire the Good Faith Deposit to the City and provide the Federal wire reference number of such Good Faith Deposit to the Co-Financial Advisors. In the event that the apparent winning bidder does not wire the Good Faith Deposit to the City or does not provide the Federal wire reference number of such Good Faith Deposit to the Co-Financial Advisors within the time specified above, the City may reject the bid of the apparent winning bidder and award Bonds to a responsible bidder that submitted a conforming bid that represents the next lowest true interest cost to the City.

No interest will be paid upon the Good Faith Deposit made by any bidder. The Good Faith Deposit of the Purchaser will immediately become the property of the City. The Good Faith Deposit will be held and invested for the exclusive benefit of the City. The Good Faith Deposit, without interest thereon, will be credited against the purchase price of the Bonds purchased by the Purchaser at the time of delivery thereof.

If the purchase price is not paid in full upon tender of the Bonds, the City shall retain the Good Faith Deposit and the Purchaser will have no right in or to the Bonds or to the recovery of its Good Faith Deposit, or to any allowance or credit by reason of such deposit, unless it shall appear that the Bonds would not be validly delivered to the Purchaser in the form and manner proposed, except pursuant to a right of cancellation. See "CLOSING PROCEDURES AND DOCUMENTS—Right of Cancellation." In the event of nonpayment for the Bonds by a successful bidder, the City reserves any and all rights granted by law to recover the full purchase price of the Bonds and, in addition, any damages suffered by the City.

Reoffering Prices and Certificate. The Purchaser of the Bonds must actually reoffer all of the Bonds to the general public (excluding bond houses, brokers or similar persons or organizations acting in the capacity of underwriters or wholesalers). As soon as is practicable, but not later than one hour after the award of the Bonds, the successful bidder shall provide to the City a completed certificate in the form attached hereto as Exhibit B (a "Reoffering Price Certificate"), which will state the initial offering prices at which it has offered all of the Bonds of each maturity to the general public (excluding bond houses, brokers, or similar persons acting in the capacity of underwriters or wholesalers), in a bona fide public offering. In addition, on the day prior to delivery of the Bonds, the Purchaser shall provide to the City; Kutak Rock LLP,

1801 California Street, Suite 3000, Denver, Colorado 80202; fax: (303) 292-7770; Attention: Michael Thomas, Esq.; email: michael.thomas@kutakrock.com; and Rosales Law Partners LLP, fax: (415) 766-4510; Attention: Michelle Sexton.; email: michelle@rosaleslawpartners.com, a certificate substantially in the form attached hereto as Exhibit C, which shall be dated the date of the closing and include such additional information as may be requested by Co-Bond Counsel including information necessary to complete IRS Form 8038-G and information regarding its sales of the Bonds. For the purposes of this paragraph, sales of the Bonds to the other securities brokers or dealers will not be considered sales to the general public.

Electronic Bids; Delivery of Form of Bids. If the City accepts a bidder's bid that was submitted through Parity, the successful bidder shall submit a signed, completed and conforming Official Bid Form by facsimile transmission to Director of Public Finance, fax: (415) 554-4864, as soon as practicable, but not later than one hour after the verbal award of the Bonds.

Right of Rejection and Waiver of Irregularity. The City reserves the right, in its sole discretion, to reject any and all bids and to waive any irregularity or informality in any bid which does not materially affect such bid or change the ranking of the bids.

Right to Modify or Amend. Other than with respect to postponement or cancellation as described in this Official Notice of Sale, and in addition to the City's right to adjust the payment amounts of the Bonds as provided in "TERMS RELATING TO THE BONDS—Adjustment of Principal Payments" the City reserves the right to modify or amend this Official Notice of Sale in any respect including, without limitation, increasing or decreasing the principal amount of any serial maturity or mandatory sinking fund payment for the Bonds and adding or deleting serial or term maturity and mandatory sinking fund payment dates, along with corresponding principal amounts with respect thereto; provided, that, subject to the terms of this Notice of Sale (see "TERMS RELATING TO THE BONDS—Adjustment of Principal Payments") any such modification or amendment will be communicated to potential bidders through Parity and/or the News Services not later than 1:00 p.m., California time, on the business day preceding the date for receiving bids. Failure of any potential bidder to receive notice of any modification or amendment will not affect the sufficiency of any such notice or the legality of the sale.

Postponement or Cancellation of Sale. The City may postpone or cancel the sale of the Bonds at or prior to the time for receiving bids. Notice of such postponement or cancellation shall be given through Parity and/or the News Services as soon as practicable following such postponement or cancellation. If a sale is postponed, notice of a new sale date will be given through Parity and/or the News Services as soon as practicable following a postponement and no later than 1:00 p.m., California time, on the business day preceding the new date for receiving bids. Failure of any potential bidder to receive notice of postponement or cancellation will not affect the sufficiency of any such notice.

Prompt Award. The Controller of the City will take official action awarding the Bonds or rejecting all bids with respect to the Bonds not later than thirty (30) hours after the time for receipt of bids for the Bonds, unless such time period is waived by the Purchaser.

Equal Opportunity. Pursuant to the spirit and intent of the City's Local Business Enterprise ("LBE") Ordinance, Chapter 14B of the Administrative Code of the City, the City

strongly encourages the inclusion of Local Business Enterprises certified by the San Francisco Human Rights Commission in prospective bidding syndicates. A list of certified LBEs may be obtained from the San Francisco Human Rights Commission, 25 Van Ness Avenue, Room 800, San Francisco, California 94102; telephone: (415) 252-2500.

CLOSING PROCEDURES AND DOCUMENTS

Delivery and Payment. Delivery of the Bonds will be made through the facilities of DTC in New York, New York, and is presently expected to take place on or about _____, 2015*. Payment for the Bonds (including any premium) must be made at the time of delivery in immediately available funds to the City Treasurer. Any expense for making payment in immediately available funds shall be borne by the Purchaser. The City will deliver to the Purchaser, dated as of the delivery date, the legal opinions with respect to the Bonds described in APPENDIX F – “PROPOSED FORM OF OPINIONS OF CO-BOND COUNSEL” to the Preliminary Official Statement.

Qualification for Sale. The City will furnish such information and take such action not inconsistent with law as the Purchaser may request and the City may deem necessary or appropriate to qualify the Bonds for offer and sale under the Blue Sky or other securities laws and regulations of such states and other jurisdictions of the United States of America as may be designated by the Purchaser; provided, that the City will not execute a general or special consent to service of process or qualify to do business in connection with such qualification or determination in any jurisdiction. By submitting its bid for the Bonds, the Purchaser assumes all responsibility for qualifying the Bonds for offer and sale under the Blue Sky or other securities laws and regulations of the states and jurisdictions in which the Purchaser offers or sells the Bonds, including the payment of fees for such qualification. Under no circumstances may the Bonds be sold or offered for sale or any solicitation of an offer to buy the Bonds be made in any jurisdiction in which such sale, offer or solicitation would be unlawful under the securities laws of the jurisdiction.

No Litigation. The City will deliver a certificate stating that no litigation of any nature is pending, or to the knowledge of the officer of the City executing such certificate, threatened, restraining or enjoining the sale, issuance or delivery of the Bonds or any part thereof, or the entering into or performance of any obligation of the City, or concerning the validity of the Bonds, the ability of the City to levy and collect the ad valorem tax required to pay debt service on the Bonds, the corporate existence or the boundaries of the City, or the entitlement of any officers of the City who will execute the Bonds to their respective offices.

Right of Cancellation. The Purchaser will have the right, at its option, to cancel this contract if the City fails to execute the Bonds and tender the same for delivery within thirty (30) days from the sale date, and in such event the Purchaser will be entitled only to the return of the Good Faith Deposit, without interest thereon.

CUSIP Numbers. It is anticipated that CUSIP numbers will be printed on the Bonds, but neither the failure to print such numbers on any Bond nor any error with respect thereto will

* Preliminary; subject to change.

constitute cause for a failure or refusal by the Purchaser of the Bonds to accept delivery of and pay for such Bonds in accordance with the terms of this contract. The Purchaser, at its sole cost, will obtain separate CUSIP numbers for each maturity of the Bonds. CUSIP is a registered trademark of American Bankers Association. CUSIP data is provided by Standard and Poor's CUSIP Service Bureau, a division of The McGraw-Hill Companies, Inc. CUSIP data is not intended to create a database and does not serve in any way as a substitute for the CUSIP Service. CUSIP numbers are provided for convenience of reference only. The City takes no responsibility for the accuracy of such CUSIP numbers. CUSIP numbers are provided only for the convenience of the Purchaser of the Bonds.

Expenses of the Successful Bidder. CUSIP Service Bureau charges, California Debt and Investment Advisory Commission fees (under California Government Code Section 8856), Depository Trust Company charges and all other expenses of the successful bidder will be the responsibility of the successful bidder. Pursuant to Section 8856 of the California Government Code, the Purchaser must pay to the California Debt and Investment Advisory Commission, within sixty (60) days from the sale date, the statutory fee for the Bonds purchased.

Official Statement. Copies of the Preliminary Official Statement with respect to the Bonds will be furnished or electronically transmitted to any potential bidder upon request to the Office of Public Finance or to either of the Co-Financial Advisors. (The contact information for the Co-Financial Advisors is set forth above in this Official Notice of Sale.) In accordance with Rule 15c2-12 of the Securities and Exchange Commission ("**Rule 15c2-12**"), the City deems the Preliminary Official Statement final as of its date, except for the omission of certain information permitted by Rule 15c2-12. Within seven business days after the date of award of the Bonds, the Purchaser of the Bonds will be furnished with a reasonable number of copies (not to exceed 50) of the final Official Statement, without charge, for distribution in connection with the resale of the Bonds. The Purchaser of the Bonds must notify the City in writing within two days of the sale of the Bonds if the Purchaser requires additional copies of the final Official Statement to comply with applicable regulations. The cost for such additional copies will be paid by the Purchaser requesting such copies.

By submitting a bid for the Bonds, the Purchaser of the Bonds agrees: (1) to disseminate to all members of the underwriting syndicate, if any, copies of the final Official Statement, including any supplements, (2) to promptly file a copy of the final Official Statement, including any supplements, with the Municipal Securities Rulemaking Board, and (3) to take any and all other actions necessary to comply with applicable Securities and Exchange Commission and Municipal Securities Rulemaking Board rules governing the offering, sale and delivery of the Bonds to the Purchaser, including, without limitation, the delivery of a final Official Statement, including any supplements, to each investor who purchases Bonds.

The form and content of the final Official Statement is within the sole discretion of the City. The name of a Purchaser of the Bonds will not appear on the cover of the final Official Statement.

Certificate Regarding Official Statement. At the time of delivery of the Bonds, the Purchaser will receive a certificate, signed by an authorized representative of the City, confirming to the Purchaser that (i) such authorized representative has determined that, to the

best of such authorized representative's knowledge and belief, the final Official Statement (excluding reoffering information, information relating to The Depository Trust Company and its book-entry system, as to which no view will be expressed) did not as of its date, and does not as of the date of closing, contain any untrue statement of a material fact or omit to state a material fact necessary in order to make the statements made therein, in the light of the circumstances under which they were made, not misleading, (ii) such authorized representative knows of no material adverse change in the condition or affairs of the City that would make it unreasonable for such Purchaser of the Bonds to rely upon the final Official Statement in connection with the resale of the Bonds, and (iii) the City authorizes the Purchaser of the Bonds to distribute copies of the final Official Statement in connection with the resale of the Bonds.

Purchaser Certificate Concerning Official Statement. As a condition of delivery of the Bonds, the Purchaser of the Bonds will be required to execute and deliver to the City, prior to the date of closing, a certificate to the following effect:

- (i) The Purchaser has provided to the City the initial reoffering prices or yields on the Bonds as printed in the final Official Statement, and the Purchaser has made a bona fide offering of the Bonds to the public at the prices and yields so shown.
- (ii) The Purchaser has not undertaken any responsibility for the contents of the final Official Statement. The Purchaser, in accordance with and as part of its responsibilities under the federal securities laws, has reviewed the information in the final Official Statement and has not notified the City of the need to modify or supplement the final Official Statement.
- (iii) The foregoing statements will be true and correct as of the date of closing.

Continuing Disclosure. In order to assist bidders in complying with Rule 15c2-12, the City will undertake, pursuant to a Continuing Disclosure Certificate, to provide certain annual financial information, operating data and notices of the occurrence of certain events. A description of this undertaking is set forth in the Preliminary Official Statement and will also be set forth in the final Official Statement.

Additional Information. Prospective bidders should read the entire Preliminary Official Statement, copies of which may be obtained in electronic form from the City.

Sales Outside of the United States. The Purchaser must undertake responsibility for compliance with any laws or regulations of any foreign jurisdiction in connection with any sale of the Bonds to persons outside the United States.

Insurance. No bids with municipal bond insurance will be accepted.

Dated: _____, 2015.

EXHIBIT A

BID TIME: 8:30 a.m. (California time) _____, _____, 2015

**OFFICIAL BID FORM FOR THE PURCHASE OF
\$67,540,000*
CITY AND COUNTY OF SAN FRANCISCO
GENERAL OBLIGATION BONDS
(TRANSPORTATION AND ROAD IMPROVEMENT BONDS, 2014),
SERIES 2015B**

Controller
City and County of San Francisco
c/o Office of Public Finance
1 Dr. Carlton B. Goodlett Place, Room 336
San Francisco, California 94102
Confirm Number: (415) 554-6643

BIDDING FIRM'S NAME: _____

Subject to the provisions and in accordance with the terms of the Official Notice of Sale, dated _____, 2015, which is incorporated herein and made a part of this proposal, we have reviewed the Preliminary Official Statement relating to, among other things, the above-referenced Bonds (the "Bonds") and hereby offer to purchase all of the \$67,540,000* aggregate principal amount of the Bonds dated the date of their delivery on the following terms, including the submission of the required Good Faith Deposit in the amount of \$ _____ by wire transfer; and to pay therefor the price of \$ _____ (such amount being the "Purchase Price"), which is equal to the aggregate principal amount of the Bonds, plus a net original issue premium of \$ _____. The Bonds shall mature and be subject to mandatory sinking fund redemption (if term bonds are specified below) in the amounts and years and bear interest at the rates per annum (in multiples of 1/8 or 1/20 of 1%), as set forth in the schedule below. Mandatory sinking fund payments (if term bonds are specified below) may not commence earlier than June 15, 20 _____. Each Bond maturing on or after June 15, 20 ____ must bear interest at a rate of 4% per annum or higher.

Maturity Date (June 15)	Principal Payment†	(Check one) ⁽¹⁾			Maturity Date (June 15)	Principal Payment†	(Check one) ⁽¹⁾		
		Serial Maturity	Mandatory Sinking Fund Redemption ⁽²⁾	Interest Rate			Serial Maturity	Mandatory Sinking Fund Redemption ⁽²⁾	Interest Rate
	\$	X	_____		\$	X	_____		
		X	_____			_____	_____		
		X	_____			_____	_____		
		X	_____			_____	_____		
		X	_____			_____	_____		
		X	_____			_____	_____		
		X	_____			_____	_____		

† Subject to adjustment in accordance with the Official Notice of Sale.
⁽¹⁾ Circle the final maturity of each term bond specified.
⁽²⁾ Mandatory sinking fund payments may not commence earlier than June 15, 20 ____.

Authorized Signatory
 Title: _____
 Phone Number: _____ True Interest Cost (optional and not binding): _____
 Fax Number: _____

THE BIDDER EXPRESSLY ASSUMES THE RISK OF ANY INCOMPLETE, ILLEGIBLE, UNTIMELY OR OTHERWISE NONCONFORMING BID. THE CITY RETAINS ABSOLUTE DISCRETION TO DETERMINE WHETHER ANY BID IS TIMELY, LEGIBLE, COMPLETE AND CONFORMING. NO BID SUBMITTED WILL BE CONSIDERED TIMELY UNLESS, BY THE TIME FOR RECEIVING BIDS, THE ENTIRE BID FORM HAS BEEN RECEIVED BY THE DELIVERY METHOD PROVIDED IN THE NOTICE OF SALE.

The City reserves the right to modify or amend this Bid Form, in any respect, including, without limitation, increasing or decreasing the principal amount at any serial maturity or mandatory sinking fund by payment for the Bonds and adding or deleting serial or term maturity and mandatory sinking fund and payment dates, along with corresponding principal amounts with respect thereto as provided in "TERMS RELATING TO THE BONDS—Adjustment of Principal Payments" and "TERMS OF SALE—Right to Modify or Amend" in the Official Notice of Sale.

EXHIBIT B

FORM OF REOFFERING PRICE CERTIFICATE

(TO BE DELIVERED AND COMPLETED BY THE PURCHASER OF THE BONDS, AS DESCRIBED UNDER "REOFFERING PRICES AND CERTIFICATE" IN THE OFFICIAL NOTICE OF SALE)

This Certificate is being delivered by [insert name], the purchaser (the "Purchaser"), in connection with its purchase of the \$[] aggregate principal amount of City and County of San Francisco General Obligation Bonds (Transportation and Road Improvement Bonds, 2014), Series 2015B and (the "Bonds"). The Purchaser hereby certifies and represents the following:

A. Issue Price.

1. All the Bonds of all maturities were actually offered by the Purchaser to the public (excluding bond houses, brokers, or similar persons acting in the capacity of underwriters or wholesalers) in a bona fide offering at prices not higher than, or, in the case of obligations sold on a yield basis, at yields not lower than, those set forth in Schedule I attached hereto, which the Purchaser believes is not more than the fair market value of each maturity as of _____, 2015, the date of sale of the Bonds.

2. On the date of the sale of the Bonds, the Purchaser sold or reasonably expected to sell to the public (excluding bond houses and brokers or similar persons or organizations acting in the capacity of underwriters or wholesalers) at least ten percent (10%) of each maturity of the Bonds at prices not higher than, or, in the case of obligations sold on a yield basis, at yields not lower than, those set forth in Schedule I attached hereto.

3. As of the date hereof, neither the Purchaser nor any affiliate of the Purchaser has participated in offering any derivative product with respect to the Bonds.

B. Compensation.

All compensation received by the Purchaser for underwriting services (which includes certain expenses) in connection with the sale and delivery of the Bonds will be paid in the form of a purchase discount in the amount of \$ _____, and no part of such compensation includes any payment for any property or services other than underwriting services relating to sale and delivery of the Bonds.

The signer is an authorized representative of the Purchaser and is duly authorized by the Purchaser to execute and deliver this Certificate on behalf of the Purchaser. The Purchaser understands that the representations contained in this Certificate will be relied on by the City and County of San Francisco in making certain of its representations in its Tax Certificate for the Bonds and in completing and filing the Information Return for the Bonds with the Internal Revenue Service, and by Kutak Rock LLP and Rosales Law Partners LLP, Co-Bond Counsel to

the City and County of San Francisco, in rendering certain legal opinions in connection with the issuance of the Bonds.

Dated: _____
[Sale Date]

By: _____
(Name of Purchaser)

Execution by: _____

Type Name: _____

Title: _____

SCHEDULE I
CERTIFICATE OF PURCHASER

Maturity Dates (June 15)*	Principal Amount*	Interest Rate†	Offering Price or Yield†
	\$		

* Subject to adjustment in accordance with the Official Notice of Sale.
† To be completed by Purchaser.

EXHIBIT C

FORM OF CERTIFICATE OF PURCHASER

\$ _____
City and County of San Francisco
General Obligation Bonds
(Transportation and Road Improvement Bonds, 2014)
Series 2015B

CERTIFICATE OF THE PURCHASER

The undersigned, on behalf of [PURCHASER], as the initial purchaser (the "Purchaser") of the \$ _____ City and County of San Francisco, General Obligation Bonds (Transportation and Road Improvement Bonds, 2014) Series 2015B (the "Bonds") hereby represents that:

(a) As of _____, 2015 (the "Sale Date"), the Purchaser reasonably expected to offer and sell all of the Bonds to the general public (excluding bond houses, brokers, or similar persons or organizations acting in the capacity of underwriters or wholesalers) in a bona fide public offering at the yields set forth on the inside front cover of the final Official Statement, dated _____, 2015, with respect to the Bonds (the "Official Statement").

(b) Such offering yields represent a fair market value for each respective maturity of the Bonds as of the Sale Date.

(c) As of the Sale Date, all of the Bonds were actually offered to the general public (excluding bond houses, brokers, or similar persons or organizations acting in the capacity of underwriters or wholesalers) at such yields in a bona fide public offering.

(d) As of the Sale Date, at least 10% of each maturity of the Bonds was first sold, or was expected to be first sold, at such yields to the general public (excluding bond houses, brokers, or similar persons or organizations acting in the capacity of underwriters or wholesalers) prior to the sale, allocation or allotment of any of the Bonds to any purchasers at yields other than those set forth on the inside front cover of the Official Statement.

(e) I understand that this Certificate shall form a part of the basis for the opinions, dated the date hereof, of Kutak Rock LLP and Rosales Law Partners LLP, Co-Bond Counsel, to the effect that interest on the Bonds is excluded from gross income of the recipients thereof for purposes of federal income taxation under existing laws, regulations, rulings and judicial decisions; provided however, the Purchaser expresses no view regarding the legal sufficiency or the correctness of any legal interpretation made by Co-Bond Counsel, nothing herein represents the Purchaser's interpretation of any laws,

and in particular, regulations under the Code, and the Purchaser expresses no view regarding the legal sufficiency of any representations made herein.

Terms not otherwise defined herein shall have the meanings ascribed thereto in the Tax Compliance Certificate, dated _____, 2015 (the "Tax Compliance Certificate"), executed by the City and County of San Francisco in connection with the issuance of the Bonds.

IN WITNESS WHEREOF, the undersigned has set their hand as of the date set forth below.

Dated: _____, 2015

[PURCHASER] , as Purchaser

By: _____
Name: _____
Title: _____

NOTICE OF INTENTION TO SELL

\$67,540,000*

**CITY AND COUNTY OF SAN FRANCISCO
GENERAL OBLIGATION BONDS**

(TRANSPORTATION AND ROAD IMPROVEMENT BONDS, 2014), SERIES 2015B

NOTICE IS HEREBY GIVEN that the City and County of San Francisco (the "City") intends to offer for public sale on _____, 2015, at 8:30 a.m. (California time) \$67,540,000* aggregate principal amount of City and County of San Francisco General Obligation Bonds (Transportation and Road Improvement Bonds, 2014), Series 2015B (the "Bonds") by sealed bids at the Controller's Office of Public Finance, 1 Dr. Carlton B. Goodlett Place, City Hall, Room 336, San Francisco, California 94102 and by electronic bids through Ipreo LLC's BiDCOMP™/PARITY® System ("Parity").

The City reserves the right to postpone or cancel the sale of the Bonds or change the terms thereof upon notice given through Thomson Reuters and Bloomberg Business News (collectively, the "News Services") and/or Parity. In the event that no bid is awarded for the Bonds, the City may reschedule the sale of the Bonds to another date or time by providing notification through Parity and/or the News Services.

The Bonds will be offered for public sale subject to the terms and conditions of the Official Notice of Sale, dated on or around _____, 2015 (the "Official Notice of Sale") relating to the Bonds. Additional information regarding the proposed sale of the Bonds, including copies of the Preliminary Official Statement for the Bonds, dated on or around _____, 2015 (the "Preliminary Official Statement"), and the Official Notice of Sale, are expected to be available electronically at www.http://_____ on or around _____, 2015, and may also be obtained from either of the City's Co-Financial Advisors: (i) Acacia Financial Group, Inc.; 1441 Broadway, 5th Floor, New York, NY 10018, telephone: (212) 432-4020, Attention: Rich Lopatin, e-mail: rlopatin@acaciafin.com; or (ii) Backstrom McCarley Berry & Co., LLC, 115 Sansome Street, Mezzanine A, San Francisco, CA 94104, telephone: (415) 392-5505, Attention: Vincent McCarley e-mail: vmccarley@bmcaco.com. Failure of any bidder to receive such notice shall not affect the legality of the sale.

Other than with respect to postponement or cancellation as described above, the City reserves the right to modify or amend the Official Notice of Sale in any respect, as more fully described in the Official Notice of Sale; provided, that any such modification or amendment will be communicated to potential bidders through Parity and/or the News Services not later than 1:00 p.m. (California time) on the business day preceding the date for receiving bids for the Bonds or as otherwise described in the Official Notice of Sale. Failure of any potential bidder to receive notice of any modification or amendment will not affect the sufficiency of any such notice or the legality of the sale. The City reserves the right, in its sole discretion, to reject any and all bids and to waive any irregularity or informality in any bid which does not materially affect such bid or change the ranking of the bids.

Dated: _____, 2015

* Preliminary, subject to change.

APPENDIX A

CITY AND COUNTY OF SAN FRANCISCO
ORGANIZATION AND FINANCES

This Appendix contains information that is current as of April 1, 2015.

This Appendix A to the Official Statement of the City and County of San Francisco (the "City" or "San Francisco") covers general information about the City's governance structure, budget processes, property taxation system and other tax and revenue sources, City expenditures, labor relations, employment benefits and retirement costs, and investments, bonds and other long-term obligations.

The various reports, documents, websites and other information referred to herein are not incorporated herein by such references. The City has referred to certain specified documents in this Appendix A which are hosted on the City's website. A wide variety of other information, including financial information, concerning the City is available from the City's publications, websites and its departments. Any such information that is inconsistent with the information set forth in this Official Statement should be disregarded and is not a part of or incorporated into this Appendix A. The information contained in this Official Statement, including this Appendix A, speaks only as of its date, and the information herein is subject to change. Prospective investors are advised to read the entire Official Statement to obtain information essential to the making of an informed investment decision.

TABLE OF CONTENTS

	<u>Page</u>
CITY GOVERNMENT.....	3
City Charter.....	3
Mayor and Board of Supervisors	3
Other Elected and Appointed City Officers	4
CITY BUDGET	5
Overview.....	5
Budget Process.....	5
November 2009 Charter Amendment Instituting Two-Year Budgetary Cycle.....	6
Role of Controller; Budgetary Analysis and Projections	7
General Fund Results; Audited Financial Statements	7
Five-Year Financial Plan.....	12
City Budget Adopted for Fiscal Years 2014-15 and 2015-16.....	13
Impact of the State of California Budget on Local Finances	13
Impact of Federal Budget Tax Increases and Expenditure Reductions on Local Finances	14
Budgetary Reserves and Economic Stabilization.....	14
Rainy Day Reserve.....	14
Budget Stabilization Reserve	15
THE SUCCESSOR AGENCY.....	16
Authority and Personnel.....	16
Effect of the Dissolution Act.....	16
Oversight Board.....	16
Department of Finance Finding of Completion	17
State Controller Asset Transfer Review	17
Continuing Activities	17
PROPERTY TAXATION.....	18
Property Taxation System – General	18
Assessed Valuations, Tax Rates and Tax Delinquencies	18
Tax Levy and Collection.....	20
Taxation of State-Assessed Utility Property	22
OTHER CITY TAX REVENUES	253
Business Taxes.....	23

Transient Occupancy Tax (Hotel Tax).....	24
Real Property Transfer Tax.....	275
Sales and Use Tax.....	26
Utility Users Tax.....	27
Emergency Response Fee; Access Line Tax.....	297
Parking Tax.....	308
INTERGOVERNMENTAL REVENUES	308
State - Realignment.....	308
Public Safety Sales Tax.....	319
Other Intergovernmental Grants and Subventions	319
Charges for Services	319
CITY GENERAL FUND PROGRAMS AND EXPENDITURES	29
General Fund Expenditures by Major Service Area.....	30
Baselines	30
EMPLOYMENT COSTS; POST-RETIREMENT OBLIGATIONS	31
Labor Relations	32
San Francisco Employees' Retirement System ("SFERS" or "Retirement System").....	34
Medical Benefits	39
Total City Employee Benefits Costs	43
INVESTMENT OF CITY FUNDS	44
CAPITAL FINANCING AND BONDS	46
Capital Plan.....	46
Tax-Supported Debt Service	47
General Obligation Bonds.....	48
Lease Payments and Other Long-Term Obligations	50
Commercial Paper Program	52
Board Authorized and Unissued Long-Term Obligations.....	52
Overlapping Debt.....	53
MAJOR ECONOMIC DEVELOPMENT PROJECTS.....	55
Hunters Point Shipyard (Phase 1 and 2) and Candlestick Point.....	56
Treasure Island.....	56
Mission Bay Blocks 29-32-Warrior's Multipurpose Recreation and Entertainment Venue.....	56
Transbay.....	57
Mission Bay	57
Seawall Lot (SWL) 337 and Pier 48 (Mission Rock).....	57
Pier 70.....	58
Cruise Terminal.....	58
Moscone Convention Center.....	59
CONSTITUTIONAL AND STATUTORY LIMITATIONS ON TAXES AND EXPENDITURES	59
Article XIII A of the California Constitution	59
Article XIII B of the California Constitution	60
Articles XIII C and XIII D of the California Constitution	60
Statutory Limitations.....	61
Proposition 1A	61
Proposition 22	62
Proposition 26	62
Future Initiatives and Changes in Law.....	63
LITIGATION AND RISK MANAGEMENT	63
Pending Litigation.....	63
Risk Retention Program	63

CITY GOVERNMENT

City Charter

San Francisco is governed as a city and county chartered pursuant to Article XI, Sections 3, 4, 5 and 6 of the Constitution of the State of California (the "State"), and is the only consolidated city and county in the State. In addition to its powers under its charter in respect of municipal affairs granted under the State Constitution, San Francisco generally can exercise the powers of both a city and a county under State law. On April 15, 1850, several months before California became a state, the original charter was granted by territorial government to the City. New City charters were adopted by the voters on May 26, 1898, effective January 8, 1900, and on March 26, 1931, effective January 8, 1932. In November 1995, the voters of the City approved the current charter, which went into effect in most respects on July 1, 1996 (the "Charter").

The City is governed by a Board of Supervisors consisting of eleven members elected from supervisorial districts (the "Board of Supervisors"), and a Mayor elected at large who serves as chief executive officer (the "Mayor"). Members of the Board of Supervisors and the Mayor each serve a four-year term. The Mayor and members of the Board of Supervisors are subject to term limits as established by the Charter. Members of the Board of Supervisors may serve no more than two successive four-year terms and may not serve another term until four years have elapsed since the end of the second successive term in office. The Mayor may serve no more than two successive four-year terms, with no limit on the number of non-successive terms of office. The City Attorney, Assessor-Recorder, District Attorney, Treasurer and Tax Collector, Sheriff, and Public Defender are also elected directly by the citizens and may serve unlimited four-year terms. The Charter provides a civil service system for most City employees. School functions are carried out by the San Francisco Unified School District (grades K-12) ("SFUSD") and the San Francisco Community College District (post-secondary) ("SFCCD"). Each is a separate legal entity with a separately elected governing board.

Under its original charter, the City committed itself to a policy of municipal ownership of utilities. The Municipal Railway, when acquired from a private operator in 1912, was the first such city-owned public transit system in the nation. In 1914, the City obtained its municipal water system, including the Hetch Hetchy watershed near Yosemite. In 1927, the City dedicated Mill's Field Municipal Airport at a site in what is now San Mateo County 14 miles south of downtown San Francisco, which would grow to become today's San Francisco International Airport (the "Airport"). In 1969, the City acquired the Port of San Francisco (the "Port") in trust from the State. Substantial expansions and improvements have been made to these enterprises since their original acquisition. The Airport, the Port, the Public Utilities Commission ("Public Utilities Commission") (which now includes the Water Enterprise, the Wastewater Enterprise and the Hetch Hetchy Water and Power Project), the Municipal Transportation Agency ("MTA") (which operates the San Francisco Municipal Railway or "Muni" and the Department of Parking and Traffic ("DPT"), including the Parking Authority and its five public parking garages), and the City-owned hospitals (San Francisco General and Laguna Honda), are collectively referred to herein as the "enterprise fund departments", as they are not integrated into the City's General Fund operating budget. However, certain of the enterprise fund departments, including San Francisco General Hospital, Laguna Honda Hospital and the MTA receive significant General Fund transfers on an annual basis.

The Charter distributes governing authority among the Mayor, the Board of Supervisors, the various other elected officers, the City Controller and other appointed officers, and the boards and commissions that oversee the various City departments. Compared to the governance of the City prior to 1995, the Charter concentrates relatively more power in the Mayor and Board of Supervisors. The Mayor appoints most commissioners subject to a two-thirds vote of the Board of Supervisors, unless otherwise provided in the Charter. The Mayor appoints each department head from among persons nominated to the position by the appropriate commission, and may remove department heads.

Mayor and Board of Supervisors

Edwin M. Lee is the 43rd and current Mayor of the City. The Mayor is the chief executive officer of the City, with responsibility for general administration and oversight of all departments in the executive branch of the City. Mayor Lee was elected to his current four-year term as Mayor on November 8, 2011. Prior to being elected, Mayor Lee was appointed by the Board of Supervisors in January 2011 to fill the remaining year of former Mayor Gavin Newsom's term when Mayor Newsom was sworn in as the State's Lieutenant Governor. Mayor Lee served as the

City Administrator from 2005 up until his appointment to Mayor. He also previously served in each of the following positions: the City's Director of Public Works, the City's Director of Purchasing, the Director of the Human Rights Commission, the Deputy Director of the Employee Relations Division, and coordinator for the Mayor's Family Policy Task Force.

Table A-1 lists the current members of the Board of Supervisors. The Supervisors are elected for staggered four-year terms and are elected by district. Vacancies are filled by appointment by the Mayor.

TABLE A-1

**City and County of San Francisco
Board of Supervisors**

Name	First Elected or Appointed	Current Term Expires
Eric Mar, <i>District 1</i>	2008	2017
Mark Farrell, <i>District 2</i>	2010	2019
Julie Christensen, <i>District 3</i>	2015	2016
Katy Tang, <i>District 4</i>	2013	2019
London Breed, <i>Board President, District 5</i>	2012	2017
Jane Kim, <i>District 6</i>	2010	2019
Norman Yee, <i>District 7</i>	2012	2017
Scott Wiener, <i>District 8</i>	2010	2019
David Campos, <i>District 9</i>	2008	2017
Malia Cohen, <i>District 10</i>	2010	2019
John Avalos, <i>District 11</i>	2008	2017

Other Elected and Appointed City Officers

Dennis J. Herrera was re-elected to his third four-year term as City Attorney in November 2009. The City Attorney represents the City in legal proceedings in which the City has an interest. Mr. Herrera was first elected City Attorney in December 2001. Before becoming City Attorney, Mr. Herrera had been a partner in a private law firm and had served in the Clinton Administration as Chief of Staff of the U.S. Maritime Administration. He also served as president of the San Francisco Police Commission and was a member of the San Francisco Public Transportation Commission.

Carmen Chu was elected Assessor-Recorder of the City in November 2013. The Assessor-Recorder administers the property tax assessment system of the City. Before becoming Assessor-Recorder, Ms. Chu was elected in November 2008 and November 2010 to the Board of Supervisors, representing the Sunset/Parkside District 4 after being appointed by then-Mayor Newsom in September 2007.

José Cisneros was re-elected to a four-year term as Treasurer of the City in November 2013. The Treasurer is responsible for the deposit and investment of all City moneys, and also acts as Tax Collector for the City. Mr. Cisneros has served as Treasurer since September 2004, following his appointment by then-Mayor Newsom. Prior to being appointed Treasurer, Mr. Cisneros served as Deputy General Manager, Capital Planning and External Affairs for the MTA.

Benjamin Rosenfield was appointed to a ten-year term as Controller of the City by then-Mayor Newsom in March 2008, and was confirmed by the Board of Supervisors in accordance with the Charter. The City Controller is responsible for timely accounting, disbursement, and other disposition of City moneys, certifies the accuracy of budgets, estimates the cost of ballot measures, provides payroll services for the City's employees, and, as the Auditor for the City, directs performance and financial audits of City activities. Before becoming Controller, Mr. Rosenfield served as the Deputy City Administrator under former City Administrator Edwin Lee from 2005 to

2008. He was responsible for the preparation and monitoring of the City's ten-year capital plan, oversight of a number of internal service offices under the City Administrator, and implementing the City's 311 non-emergency customer service center. From 2001 to 2005, Mr. Rosenfield worked as the Budget Director for then-Mayor Willie L. Brown, Jr. and then-Mayor Newsom. As Budget Director, Mr. Rosenfield prepared the City's proposed budget for each fiscal year and worked on behalf of the Mayor to manage City spending during the course of each year. From 1997 to 2001, Mr. Rosenfield worked as an analyst in the Mayor's Budget Office and a project manager in the Controller's Office.

Naomi M. Kelly was appointed to a five-year term as City Administrator by Mayor Lee on February 7, 2012. The City Administrator has overall responsibility for the management and implementation of policies, rules and regulations promulgated by the Mayor, the Board of Supervisors and the voters. In January 2012, Mrs. Kelly became Acting City Administrator. From January 2011, she served as Deputy City Administrator where she was responsible for the Office of Contract Administration, Purchasing, Fleet Management and Central Shops. Mrs. Kelly led the effort to successfully roll out the City's new Local Hire program last year by streamlining rules and regulations, eliminating duplication and creating administrative efficiencies. In 2004, Mrs. Kelly served as the City Purchaser and Director of the Office of Contract Administration. Mrs. Kelly has also served as Special Assistant in the Mayor's Office of Neighborhood Services, in the Mayor's Office of Policy and Legislative Affairs and served as the City's Executive Director of the Taxicab Commission.

CITY BUDGET

Overview

This section discusses the City's budget procedures, while following sections of this Appendix A describe the City's various sources of revenues and expenditure obligations.

The City manages the operations of its nearly 60 departments, commissions and authorities, including the enterprise fund departments, through its annual budget. In July 2014, the City adopted a full two-year budget. The City's fiscal year 2014-15 adopted budget appropriates annual revenues, fund balance, transfers, and reserves of approximately \$8.58 billion, of which the City's General Fund accounts for approximately \$4.27 billion. In fiscal year 2015-16 appropriated revenues, fund balance, transfers and reserves total approximately \$8.56 billion and \$4.33 billion of General Fund budget. For a further discussion of the fiscal years 2014-15 and 2015-16 adopted budgets, see "City Budget Adopted for Fiscal Years 2014-15 and 2015-16" herein.

Each year the Mayor prepares budget legislation for the City departments, which must be approved by the Board of Supervisors. Revenues consist largely of local property taxes, business taxes, sales taxes, other local taxes, and charges for services. A significant portion of the City's revenues come in the form of intergovernmental transfers from the State and Federal governments. Thus, the City's fiscal situation is affected by the health of the local real estate market, the local business and tourist economy, and by budgetary decisions made by the State and Federal governments which depend, in turn, on the health of the larger State and national economies. All of these factors are almost wholly outside the control of the Mayor, the Board of Supervisors, and other City officials. In addition, the State Constitution strictly limits the City's ability to raise taxes and property-based fees without a two-thirds popular vote. See "CONSTITUTIONAL AND STATUTORY LIMITATIONS ON TAXES AND EXPENDITURES" herein. Also, the fact that the City's annual budget must be adopted before the State and federal budgets adds uncertainty to the budget process and necessitates flexibility so that spending decisions can be adjusted during the course of the Fiscal Year. See "CITY GENERAL FUND PROGRAMS AND EXPENDITURES" herein.

Budget Process

The City's fiscal year commences on July 1. The City's budget process for each fiscal year begins in the middle of the preceding fiscal year as departments prepare their budgets and seek any required approvals from the applicable City board or commission. Departmental budgets are consolidated by the City Controller, and then transmitted to the Mayor no later than the first working day of March. By the first working day of May, the Mayor is required to submit a proposed budget to the Board of Supervisors for certain specified departments, based on criteria set forth in the Administrative Code. On or before the first working day of June, the Mayor is required to submit the complete budget, including all departments, to the Board of Supervisors.

Under the Charter, following the submission of the Mayor's proposed budget, the City Controller must provide an opinion to the Board of Supervisors regarding the accuracy of economic assumptions underlying the revenue estimates and the reasonableness of such estimates and revisions in the proposed budget (the City Controller's "Revenue Letter"). The City Controller may also recommend reserves that are considered prudent given the proposed resources and expenditures contained in the Mayor's proposed budget. The City Controller's current Revenue Letter can be viewed online at www.sfcontroller.org. The Revenue Letter and other information from the said website are not incorporated herein by reference. The City's Capital Planning Committee also reviews the proposed budget and provides recommendations based on the budget's conformance with the City's adopted ten-year capital plan. For a further discussion of the Capital Planning Committee and the City's ten-year capital plan, see "CAPITAL FINANCING AND BONDS – Capital Plan" herein.

The City is required by the Charter to adopt a budget which is balanced in each fund. During its budget approval process, the Board of Supervisors has the power to reduce or augment any appropriation in the proposed budget, provided the total budgeted appropriation amount in each fund is not greater than the total budgeted appropriation amount for such fund submitted by the Mayor. The Board of Supervisors must approve the budget by adoption of the Annual Appropriation Ordinance (also referred to herein as the "Original Budget") by no later than August 1 of each year.

The Annual Appropriation Ordinance becomes effective with or without the Mayor's signature after ten days; however, the Mayor has line-item veto authority over specific items in the budget. Additionally, in the event the Mayor were to disapprove the entire ordinance, the Charter directs the Mayor to promptly return the ordinance to the Board of Supervisors, accompanied by a statement indicating the reasons for disapproval and any recommendations which the Mayor may have. Any Annual Appropriation Ordinance so disapproved by the Mayor shall become effective only if, subsequent to its return, it is passed by a two-thirds vote of the Board of Supervisors.

Following the adoption and approval of the Annual Appropriation Ordinance, the City makes various revisions throughout the fiscal year (the Original Budget plus any changes made to date are collectively referred to herein as the "Revised Budget"). A "Final Revised Budget" is prepared at the end of the fiscal year reflecting the year-end revenue and expenditure appropriations for that fiscal year.

November 2009 Charter Amendment Instituting Two-Year Budgetary Cycle

On November 3, 2009, voters approved Proposition A amending the Charter to make changes to the City's budget and financial processes which are intended to stabilize spending by requiring multi-year budgeting and financial planning.

Proposition A requires four significant changes:

- Specifies a two-year (biennial) budget, replacing the annual budget. Fixed two-year budgets were approved beginning in July 2012 by the Board of Supervisors for four departments: the Airport, the Port, the Public Utilities Commission, and MTA. In July 2014, the Board also approved fixed two year budgets for the Library, Retirement, and Child Support Services departments. All other departments prepared balanced, rolling two-year budgets.
- Requires a five-year financial plan, which forecasts revenues and expenses and summarizes expected public service levels and funding requirements for that period. The most recent five-year financial plan, including a forecast of expenditures and revenues and proposed actions to balance them in light of strategic goals, was issued by the Mayor, Budget Analyst for the Board of Supervisors and Controller's Office on December 9, 2014, for FY 2015-16 through FY 2019-20, to be considered by the Board of Supervisors. See "Five Year Financial Plan" below.
- Charges the Controller's Office with proposing to the Mayor and Board of Supervisors financial policies addressing reserves, use of volatile revenues, debt, and financial measures in the case of disaster recovery and requires the City to adopt budgets consistent with these policies once approved. The Controller's Office

may recommend additional financial policies or amendments to existing policies no later than October 1 of any subsequent year.

- Standardizes the processes and deadlines for the City to submit labor agreements for all public employee unions by May 15.

On April 13, 2010, the Board of Supervisors unanimously adopted policies to 1) codify the City's current practice of maintaining an annual General Reserve for current year fiscal pressures not anticipated in the budget and roughly double the size of the General Reserve by fiscal year 2015-16, and 2) create a new Budget Stabilization Reserve funded by excess receipts from volatile revenue streams to augment the existing Rainy Day Reserve to help the City mitigate the impact of multi-year downturns. On November 8 and 22, 2011, the Board of Supervisors unanimously adopted additional financial policies limiting the future approval of Certificates of Participation and other long-term obligations to 3.25% of discretionary revenue, and specifying that selected nonrecurring revenues may only be spent on nonrecurring expenditures. On December 16, 2014, the Board of Supervisors unanimously adopted financial policies to implement voter-approved changes to the City's Rainy Day Reserve, as well as changes to the General Reserve which would increase the cap from 2% to 3% of revenues and reduce deposit requirements during a recession. These policies are described in further detail below under "Budgetary Reserves." The Controller's Office may propose additional financial policies by October 1 of any year.

Role of Controller; Budgetary Analysis and Projections

As Chief Fiscal Officer and City Services Auditor, the City Controller monitors spending for all officers, departments and employees charged with receipt, collection or disbursement of City funds. Under the Charter, no obligation to expend City funds can be incurred without a prior certification by the Controller that sufficient revenues are or will be available to meet such obligation as it becomes due in the then-current fiscal year, which ends June 30. The Controller monitors revenues throughout the fiscal year, and if actual revenues are less than estimated, the City Controller may freeze department appropriations or place departments on spending "allotments" which will constrain department expenditures until estimated revenues are realized. If revenues are in excess of what was estimated, or budget surpluses are created, the Controller can certify these surplus funds as a source for supplemental appropriations that may be adopted throughout the year upon approval of the Mayor and the Board of Supervisors. The City's annual expenditures are often different from the estimated expenditures in the Annual Appropriation Ordinance due to supplemental appropriations, continuing appropriations of prior years, and unexpended current-year funds.

Charter Section 3.105 directs the Controller to issue periodic or special financial reports during the fiscal year. Each year, the Controller issues six-month and nine-month budget status reports to apprise the City's policymakers of the current budgetary status, including projected year-end revenues, expenditures and fund balances. The Controller issued the most recent of these reports, the fiscal year 2014-15 Six Month Budget Status Report (the "Six Month Report"), on February 10, 2015. In addition, under Proposition A of November 2009, the Mayor must submit a Five-Year Financial Plan every two years to the Board of Supervisors which forecasts revenues and expenditures for the next five fiscal years and proposes actions to balance them. On December 9, 2014, the Mayor, Budget Analyst for the Board of Supervisors and Controller's Office issued a proposed Five Year Financial Plan for FY 2015-16 through FY 2019-20, to be considered by the Board of Supervisors. For details see "Five Year Financial Plan" below. On March 12, 2015 the Mayor, Budget Analyst for the Board of Supervisors and the Controller's Office released an update to the City's proposed Five Year Financial Plan. Finally, as discussed above, the City Charter directs the Controller to annually report on the accuracy of economic assumptions underlying the revenue estimates in the Mayor's proposed budget. On June 10, 2014 the Controller released the Discussion of the Mayor's FY 2014-15 and FY 2015-16 Proposed Budget (the "Revenue Letter"). All of these reports are available from the Controller's website: www.sfcontroller.org. The information from said website is not incorporated herein by reference.

General Fund Results: Audited Financial Statements

The General Fund portions of the fiscal year 2014-15 and 2015-16 Original Budgets total \$4.27 billion, and \$4.33 billion respectively. This does not include expenditures of other governmental funds and enterprise fund departments such as the Airport, the MTA, the Public Utilities Commission, the Port, and the City-owned hospitals

(San Francisco General and Laguna Honda). Table A-2 shows Final Revised Budget revenues and appropriations for the City's General Fund for fiscal years 2011-12 through 2013-14 and the Original Budgets for fiscal years 2014-15 and 2015-16. See "PROPERTY TAXATION –Tax Levy and Collection," "OTHER CITY TAX REVENUES" and "CITY GENERAL FUND PROGRAMS AND EXPENDITURES" herein.

The City's most recently completed Comprehensive Annual Financial Report (the "CAFR" which includes the City's audited financial statements) for fiscal year 2013-14 was issued on November 28, 2014. The fiscal year 2013-14 CAFR reported that as of June 30, 2014, the General Fund available for appropriation in subsequent years was \$295 million (see Table A-4), of which \$136 million was assumed in the fiscal year 2014-15 Original Budget and \$137 million was assumed in the fiscal year 2015-16 Original Budget. This represents a \$55 million increase in available fund balance over the \$240 million available as of June 30, 2013 and resulted primarily from savings and greater-than-budgeted additional tax revenue, particularly property transfer tax, business tax, and state hospital revenues in fiscal year 2013-14. The fiscal year 2014-15 CAFR is scheduled to be completed in late November 2015.

TABLE A-2

CITY AND COUNTY OF SAN FRANCISCO
Budgeted General Fund Revenues and Appropriations for
Fiscal Years 2011-12 through 2015-16
(000s)

	FY 2011-12 Final Revised Budget	FY 2012-13 Final Revised Budget	FY 2013-14 Final Revised Budget	FY 2014-15 Original Budget ²	FY 2015-16 Original Budget ²
Prior-Year Budgetary Fund Balance & Reserves	\$427,886	\$557,097	\$156,426	\$193,583	\$149,823
Budgeted Revenues					
Property Taxes	\$1,028,677	\$1,078,083	\$1,153,417	\$1,232,927	\$1,290,500
Business Taxes	389,878	452,853	532,988	572,385	597,835
Other Local Taxes	602,455	733,295	846,924	910,430	922,940
Licenses, Permits and Franchises	24,257	25,378	25,533	27,129	27,278
Fines, Forfeitures and Penalties	7,812	7,194	4,994	4,242	4,265
Interest and Investment Earnings	6,219	6,817	10,946	6,853	8,253
Rents and Concessions	22,895	21,424	23,060	22,692	18,738
Grants and Subventions	680,091	721,837	799,188	861,933	882,270
Charges for Services	153,318	169,058	177,081	209,810	199,455
Other	14,803	13,384	14,321	20,538	19,651
Total Budgeted Revenues	\$2,930,405	\$3,229,323	\$3,588,452	\$3,868,938	\$3,971,185
Bond Proceeds & Repayment of Loans	589	627	1,105	29,151	29,043
Expenditure Appropriations					
Public Protection	\$991,840	\$1,058,324	\$1,102,667	\$1,173,977	\$1,190,234
Public Works, Transportation & Commerce	53,878	68,351	79,635	127,973	129,991
Human Welfare & Neighborhood Development	677,953	670,958	745,277	799,355	814,586
Community Health	573,970	635,960	703,092	736,916	733,506
Culture and Recreation	99,762	105,580	112,051	126,932	121,579
General Administration & Finance	190,014	190,151	199,709	293,107	293,686
General City Responsibilities ¹	99,274	86,527	86,519	158,180	146,460
Total Expenditure Appropriations	\$2,686,691	\$2,815,852	\$3,028,950	\$3,416,440	\$3,430,042
Budgetary reserves and designations, net	\$11,112	\$4,191	\$0	\$19,261	\$11,461
Transfers In	\$160,187	\$195,388	\$242,958	\$179,282	\$180,460
Transfers Out	(567,706)	(646,018)	(720,114)	(835,253)	(889,008)
Net Transfers In/Out	(\$407,519)	(\$450,630)	(\$477,156)	(\$655,971)	(\$708,548)
Budgeted Excess (Deficiency) of Sources					
Over (Under) Uses	\$253,558	\$516,375	\$239,876	\$0	\$0
Variance of Actual vs. Budget	299,547	146,901	184,184		
Total Actual Budgetary Fund Balance	\$553,105	\$663,276	\$424,060	\$0	\$0

¹ Over the past five years, the City has consolidated various departments to achieve operational efficiencies. This has resulted in changes in how departments were summarized in the service area groupings above for the time periods shown.

² FY 2014-15 and FY 2015-16 Original Budget Prior-Year Budgetary Fund Balance & Reserves will be reconciled with the previous year's Final Revised Budget.

Source: Office of the Controller, City and County of San Francisco.

The City prepares its budget on a modified accrual basis. Accruals for incurred liabilities, such as claims and judgments, workers' compensation, accrued vacation and sick leave pay are funded only as payments are required to be made. The audited General Fund balance as of June 30, 2014 was \$836 million (as shown in Table A-3 and Table A-4) using Generally Accepted Accounting Principles ("GAAP"), derived from audited revenues of \$3.7 billion. Audited General Fund balances are shown in Table A-3 on both a budget basis and a GAAP basis with comparative financial information for the fiscal years ended June 30, 2010 through June 30, 2014.

TABLE A-3

CITY AND COUNTY OF SAN FRANCISCO
Summary of Audited General Fund Balances
Fiscal Year Ended June 30¹
(000s)

	2010	2011	2012	2013	2014
Restricted for rainy day (Economic Stabilization account)	\$39,582	\$33,439	\$31,099	\$23,329	\$60,289 ²
Restricted for rainy day (One-time Spending account)	-	-	3,010	3,010	22,905 ²
Committed for budget stabilization (citywide)	-	27,183	74,330	121,580	132,264
Committed for Recreation & Parks expenditure savings reserve	4,677	6,248	4,946	15,907	12,862 ²
<u>Assigned, not available for appropriation</u>					
Assigned for encumbrances	69,562	57,846	62,699	74,815	92,269 ²
Assigned for appropriation carryforward	60,935	73,984	85,283	112,327	159,345 ²
Assigned for budget savings incentive program (citywide)	-	8,684	22,410	24,819	32,088 ²
Assigned for salaries and benefits (MOU)	4,198	7,151	7,100	6,338	10,040 ²
Total Fund Balance Not Available for Appropriation	\$178,954	\$214,535	\$290,877	\$382,125	\$522,062 ³
<u>Assigned and unassigned, available for appropriation</u>					
Assigned for litigation & contingencies	\$27,758	\$44,900	\$23,637	\$30,254	79,223 ⁴
Assigned for General reserve	-	-	\$22,306	\$21,818	-
Assigned for subsequent year's budget	105,328	159,390	104,284	122,689	135,938 ⁵
Unassigned for General Reserve	-	-	-	-	45,748
Unassigned - Budgeted for use second budget year	-	-	103,575	111,604	137,075
Unassigned - Available for future appropriation	-	9,061	12,418	6,147	21,656 ⁶
Total Fund Balance Available for Appropriation	\$133,086	\$213,351	\$266,220	\$292,512	\$419,640 ⁶
Total Fund Balance, Budget Basis	\$312,040	\$427,886	\$557,097	\$674,637	\$941,702
<u>Budget Basis to GAAP Basis Reconciliation</u>					
Total Fund Balance - Budget Basis	\$312,040	\$427,886	\$557,097	\$674,637	\$941,702
Unrealized gain or loss on investments	1,851	1,610	6,838	(1,140)	935
Nonspendable fund balance	14,874	20,501	19,598	23,854	24,022 ⁷
Cumulative Excess Property Tax Revenues Recognized on Budget Basis	(71,967)	(43,072)	(46,140)	(38,210)	(37,303)
Cumulative Excess Health, Human Service, Franchise Tax and other Revenues on Budget Basis	(55,938)	(63,898)	(62,241)	(93,910)	(66,415)
Deferred Amounts on Loan Receivables	(9,082)	(13,561)	(16,551)	(20,067)	(21,670)
Pre-paid lease revenue	-	(1,460)	(2,876)	(4,293)	(5,709)
Total Fund Balance, GAAP Basis	\$191,778	\$328,006	\$455,725	\$540,871	\$835,562

¹ Summary of financial information derived from City CAFRs. GASB Statement 54, issued in March 2009, and implemented in the City's FY 2010-11 CAFR, establishes a new fund balance classification based primarily on the extent to which a government is bound to observe constraints imposed on the use of funds. Subsequent footnotes in this table provide the former descriptive titles for 2011 fund balance amounts.

² Prior to 2011, each line item was titled "reserved" for the purpose indicated

³ Prior to 2011, titled "Total Reserved Fund Balance"

⁴ Prior to 2011, titled "Designated for litigation and contingencies"

⁵ Prior to 2011, titled "Unreserved, undesignated fund balance available for appropriation"

⁶ Prior to 2011, titled "Total Unreserved Fund Balance"

⁷ Prior to 2011, titled "Reserved for Assets Not Available for Appropriation"

Table A-4, entitled "Audited Statement of Revenues, Expenditures and Changes in General Fund Balances," is extracted from information in the City's CAFR for the five most recent fiscal years. Audited financial statements for the fiscal year ended June 30, 2014 are included herein as Appendix B – "COMPREHENSIVE ANNUAL FINANCIAL REPORT OF THE CITY AND COUNTY OF SAN FRANCISCO FOR THE YEAR ENDED JUNE 30, 2014." Prior years' audited financial statements can be obtained from the City Controller's website. Information from the City Controller's website is not incorporated herein by reference. Excluded from this Statement of General Fund Revenues and Expenditures in Table A-4 are fiduciary funds, internal service funds, special revenue funds (which relate to proceeds of specific revenue sources which are legally restricted to expenditures for specific purposes) and all of the enterprise fund departments of the City, each of which prepares separate audited financial statements.

[Remainder of Page Intentionally Left Blank.]

TABLE A-4

CITY AND COUNTY OF SAN FRANCISCO
Audited Statement of Revenues, Expenditures and Changes in General Fund Balances
Fiscal Year Ended June 30¹
(000s)

	2010	2011	2012	2013	2014
Revenues:					
Property Taxes	\$1,044,740	\$1,090,776	\$1,056,143	\$1,122,008	\$1,178,277
Business Taxes ²	353,471	391,057	435,316	479,627	562,896
Other Local Taxes	520,733	608,197	751,301	756,346	922,205
Licenses, Permits and Franchises	24,249	25,252	25,022	26,273	26,975
Fines, Forfeitures and Penalties	17,279	6,868	8,444	6,226	5,281
Interest and Investment Income	7,900	5,910	10,262	2,125	7,866
Rents and Concessions	18,733	21,943	24,932	35,273	25,501
Intergovernmental	651,074	657,238	678,808	720,625	827,750
Charges for Services	138,615	146,631	145,797	164,391	180,850
Other	21,856	10,377	17,090	14,142	9,760
Total Revenues	\$2,798,650	\$2,964,249	\$3,153,115	\$3,327,036	\$3,747,361
Expenditures:					
Public Protection	\$948,772	\$950,548	\$991,275	\$1,057,451	\$1,096,839
Public Works, Transportation & Commerce	40,225	25,508	52,815	68,014	78,249
Human Welfare and Neighborhood Development	632,713	610,063	626,194	660,657	720,787
Community Health	473,280	493,939	545,962	634,701	668,701
Culture and Recreation	94,895	99,156	100,246	105,870	113,019
General Administration & Finance	169,980	175,381	182,898	186,342	190,335
General City Responsibilities	87,267	85,422	96,132	81,657	86,968
Total Expenditures	\$2,447,132	\$2,440,017	\$2,595,522	\$2,794,692	\$2,954,898
Excess of Revenues over Expenditures	\$351,518	\$524,232	\$557,593	\$532,344	\$792,463
Other Financing Sources (Uses):					
Transfers In	\$94,115	\$108,072	\$120,449	\$195,272	\$216,449
Transfers Out	(559,263)	(502,378)	(553,190)	(646,912)	(720,806)
Other Financing Sources	3,733	6,302	3,682	4,442	6,585
Other Financing Uses	-	-	-	-	-
Total Other Financing Sources (Uses)	(\$461,415)	(\$388,004)	(\$429,059)	(\$447,198)	(\$497,772)
Extraordinary gain/(loss) from dissolution of the Redevelopment Agency			(815)	-	-
Excess (Deficiency) of Revenues and Other Sources Over Expenditures and Other Uses	(\$109,897)	\$136,228	\$127,719	\$85,146	\$294,691
Total Fund Balance at Beginning of Year	\$301,675	\$191,778	\$328,006	\$455,725	\$540,871
Total Fund Balance at End of Year -- GAAP Basis⁴	\$191,778	\$328,006	\$455,725	\$540,871	\$835,562
Fund Balance Available to Support Subsequent Year's Appropriations, Year End					
-- GAAP Basis	(\$2,050)	\$48,070	\$133,794	\$135,795	\$178,066
-- Budget Basis ⁵	\$105,328	\$168,451	\$220,277	\$240,410	\$294,669

¹ Summary of financial information derived from City CAFRs. Fund balances include amounts reserved for rainy day (Economic Stabilization and One-time Spending accounts), encumbrances, appropriation carryforwards and other purposes (as required by the Charter or appropriate accounting practices) as well as unreserved designated and undesignated available fund balances (which amounts constitute unrestricted General Fund balances).

² Does not include business taxes allocated to special revenue fund for the Community Challenge Grant program.

³ Prior to adoption of GASB Statement 54 in 2011, titled "Unreserved & Undesignated Balance, Year End"

⁴ Total FY 2012-13 amount is comprised of \$122.7 million in assigned balance subsequently appropriated for use in FY 2013-14 plus \$117.8 million unassigned balance available for future appropriations.

⁵ Beginning in FY 2013-14, CAFR reports year end General Reserve balance as unassigned but it is not considered available for subsequent year's appropriations.

Sources: Comprehensive Annual Financial Report; Office of the Controller, City and County of San Francisco.

Five-Year Financial Plan

The Five-Year Financial Plan is required under Proposition A, a Charter amendment approved by voters in November 2009. The Charter requires the plan to forecast expenditures and revenues for the next five fiscal years, propose actions to balance revenues and expenditures during each year of the plan, and discuss strategic goals and corresponding resources for City departments. Proposition A required that a Five-Year Financial Plan be adopted every two years. The City updates the plan annually.

On December 9, 2014, the Mayor, Budget Analyst for the Board of Supervisors and Controller's Office issued a proposed Five-Year Financial Plan for fiscal year 2015-16 through fiscal year 2019-20, to be considered by the Board of Supervisors. The Plan projected shortfalls of \$16 million, \$88 million, \$275 million, \$376 million, and \$418 million cumulatively for fiscal years 2015-16 through fiscal year 2019-20, respectively. On March 12, 2015, the Plan was updated with the most recent information on the City's fiscal condition. For General Fund Supported operations, the updated Plan projects budgetary shortfalls of \$21 million, \$67 million, \$289 million, and \$376 million and \$402 million cumulatively over the next five fiscal years.

The updated Plan projects a cumulative decrease in shortfall projections of \$16 million during the plan period. The updated Plan projects continued growth in General Fund revenues of 14%, primarily composed of growth in local tax sources, offset by projected increases in employee salaries and benefits, citywide operating expenses, and departmental costs of 24%. The Plan presents an array of fiscal strategies to constrain this increase in expenditures and bring revenues and expenditures into balance. To the extent budgets are balanced with ongoing savings or revenues, future shortfalls expected to decrease.

The City currently projects growth in General Fund sources of \$610 million over the five-year period, and expenditure growth of \$1.012 billion. Growth in citywide operating costs is responsible for the majority of the cost growth and projected annual shortfalls, growing by \$397 million during the plan period. Other costs projected to increase during the period include: employee wage and benefit cost increases of \$367 million, Charter mandated baseline and reserve changes of \$162 million, and individual department cost increases totaling \$86 million. These figures incorporate cost increases incurred due to voter approval of several November 2014 ballot measures:

Proposition B – Population-Based Adjustment to General Fund Appropriation to Transportation Fund: Starting in FY 2015-16, the City is required to adjust the baseline to the Municipal Transportation Agency annually by the percent increase in the San Francisco population. The estimated value of this transfer is \$23.6 million in FY 2015-16, increasing annually by the change in population thereafter.

Proposition C – Children and Families First Initiative: Voters approved the renewal of the Public Education Enrichment Fund (PEEF) and the Children's Amendment (The Children's Fund and the Children's Baseline) through Proposition C. PEEF and the Children's Amendment are local legislation that set aside General Fund dollars for services for San Francisco children and families. The Plan reflects an increase in the property tax set-aside for the Children's Fund, now the Children and Youth Fund, the removal of in-kind contributions to the San Francisco Unified School District through PEEF, and the bifurcation of the existing Rainy Day Reserve on January 1, 2015 into a City Reserve and a School Reserve. This will increase costs to the General Fund by approximately \$21 million annually by the end of the four-year phase in period.

Proposition J - Minimum Wage Increase: This report reflects the projected increases to the City's minimum wage mandated by Proposition J. Over the course of the next three years, the minimum wage in San Francisco will increase from \$11.05/hour, the minimum wage as of January 1, 2015 pursuant to the existing minimum wage legislation, to \$15.00/hour on July 1, 2018, and by CPI thereafter. This will increase City costs for In Home Supportive Services (IHSS) program workers at the Human Services Agency and employees of some City contractors by approximately \$11.3 million in FY 2015-16,

The Plan proposes the following strategies to restore fiscal stability: capital spending and debt restructuring; controlling wage and benefit costs; additional tax and fee revenues; limiting growth in contract and materials costs; and ongoing departmental revenues and savings initiatives.

New to the Plan is consideration of the potential impact of a recession on the City's five year outlook. The base case does not assume an economic downturn due to the difficulty of predicting recessions; however, the City has historically not experienced more than six consecutive years of expansion and the current economic expansion began over five years ago. The recession scenario projects a cumulative deficit of \$821 million in fiscal year 2019-20 as compared to the base case cumulative deficit of \$402 million in fiscal year 2019-20 as updated. At a high level, the recession scenario would necessitate much larger reductions in expenditures than the base case fiscal strategies section of the report. In the base case projection, the report assumes expenditure growth of 23%; in the fiscal strategies section a more modest growth rate of 18% over the next five years is assumed, which contains both revenue and expenditure solutions. In the recession scenario, expenditures grow by 9% over the next five years to match the slower projected rate of revenue growth.

City Budget Adopted for Fiscal Years 2014-15 and 2015-16

On July 23, 2014, Mayor Lee signed the Consolidated Budget and Annual Appropriation Ordinance (the "Original Budget") for fiscal years ending June 30, 2015 and June 30, 2016. This is the third two-year budget for the entire City. The adopted budget closed the \$67 million and \$133 million general fund shortfalls for fiscal year 2014-15 and fiscal year 2015-16 identified in the Five-Year Financial Plan update through a combination of increased revenues and expenditures savings, partially offset by expenditure increases including: (a) net citywide revenue increases of \$140 million and \$78 million, respectively; (b) a net citywide expenditure increase of \$31 million in fiscal year 2014-15 primarily from increased labor costs, followed by citywide expenditure savings of \$62 million in fiscal year 2015-16, made possible in part by lower than expected health costs and improved pension system returns; and, (d) increased departmental costs totaling \$43 million and \$7 million respectively, the largest component of which was one-time and ongoing operating costs of the new San Francisco General Hospital opening in December 2015.

On July 10, 2014 the Board of Supervisors Budget and Finance Committee unanimously approved the Mayor's proposed budget with minor revisions totaling \$19 million in fiscal year 2014-15 and \$13 million in fiscal year 2015-16. The revisions in fiscal year 2014-15 were funded by \$12 million in Committee reductions to the Mayor's budget and \$7 million in additional fiscal year 2014-15 state subvention revenue that became available after the state approved its budget. The revisions in fiscal year 2015-16 were funded by \$10 million in Committee reductions to the Mayor's budget, increased by an additional \$5 million of fiscal year 2014-15 and fiscal year 2015-16 expenditure reductions, and offset by increased expenditure requirements of \$2 million primarily from proposed increases to the Children's Fund property tax set-aside.

The Original Budget for fiscal years 2014-15 and 2015-16 totals \$8.58 billion and \$8.56 billion respectively, representing an increase of fiscal year 2014-15 over fiscal year 2013-14 of \$673 million and a decrease from fiscal year 2014-15 to fiscal year 2015-16 of \$24 million. The General Fund portion of each year's budget is \$4.27 billion in fiscal year 2014-15 and \$4.33 billion in fiscal year 2015-16 representing consecutive increases of \$321 million and \$60 million. There are 28,435 funded full time positions in the fiscal year 2014-15 Original Budget and 29,058 in the fiscal year 2015-16 Original Budget representing increases of 766 and 622 positions, respectively.

The budget for fiscal years 2014-15 and 2015-16 adheres to the City's policy limiting the use of certain nonrecurring revenues to nonrecurring expenses proposed by the Controller's Office and approved unanimously by the Board of Supervisors on November 22, 2011. The policy was approved by the Mayor on December 1, 2011 and can only be suspended for a given fiscal year by a two-thirds vote of the Board. Specifically, this policy limited the Mayor and Board's ability to use for operating expenses the following nonrecurring revenues: extraordinary year-end General Fund balance (defined as General Fund prior year unassigned fund balance before deposits to the Rainy Day Reserve or Budget Stabilization Reserve in excess of the average of the previous five years), the General Fund share of revenues from prepayments provided under long-term leases, concessions, or contracts, otherwise unrestricted revenues from legal judgments and settlements, and other unrestricted revenues from the sale of land or other fixed assets. Under the policy, these nonrecurring revenues may only be used for nonrecurring expenditures that do not create liability for or expectation of substantial ongoing costs, including but not limited to: discretionary funding of reserves, acquisition of capital equipment, capital projects included in the City's capital plans, development of affordable housing, and discretionary payment of pension, debt or other long term obligations.

Other Budget Updates

On February 10, 2015, the Controller's Office issued the Six-Month Report which projected the General Fund would end fiscal year 2014-15 with a balance of \$256.5 million. This represents a \$21.6 million improvement from the previously assumed ending balance of the adopted budget. The fund balance projection includes \$158.7 million in prior year ending fund balance, a projected \$96.9 million revenue surplus, \$34.2 million from departmental cost savings, offset by \$23 million in increased reserve deposits and \$10.3 million in increased contributions to baselines. The general revenue improvements are driven primarily by a significant increase in property transfer tax revenues, as well as hotel and business tax receipts higher than budgeted levels. The Nine-Month Budget Status Report, to be published in May 2015, will provide updated projections.

Impact of the State of California Budget on Local Finances

Revenues from the State represent approximately 16% of the General Fund revenues appropriated in the budget for fiscal years 2014-15 and 2015-16, and thus changes in State revenues could have a significant impact on the City's finances. In a typical year, the Governor releases two primary proposed budget documents: 1) the Governor's Proposed Budget required to be submitted in January; and 2) the "May Revise" to the Governor's Proposed Budget. The Governor's Proposed Budget is then considered and typically revised by the State Legislature. Following that process, the State Legislature adopts, and the Governor signs, the State budget. City policy makers review and estimate the impact of both the Governor's Proposed and May Revise Budgets prior to the City adopting its own budget.

On July 10, 2014, Governor Brown signed the fiscal year 2014-15 California State budget into law. Consistent with the statewide economic recovery spending in fiscal year 2014-15 is set to increase by 7% over fiscal year 2013-14, including a \$1.6 billion deposit to the newly created Rainy Day Reserve. The budget includes payments of local mandate debt if sales tax revenue exceeds set thresholds. Additional uncertainty remains related to the implementation of national health care reform (the Affordable Care Act, or ACA). The State's budget estimates State savings of \$725 million annually beginning in FY 2014-15. The savings are achieved by reducing realignment funding to county health departments of which the City's share is \$17 million. State savings estimates assume that costs for the care of uninsured will decrease as a result of the ACA, offsetting the impact of reduced realignment funding. The timing and extent to which reduced subventions will be offset by increased insurer reimbursements is not certain at this time, and budget adjustments may be required should the Mayor and the Board of Supervisors wish to backfill lost revenue and increased costs.

On January 9, 2015, the Governor released the 2015-16 Proposed State Budget, which projects fiscal year 2014-15 General Fund revenues and transfers of \$108.0 billion, total expenditures of \$111.7 billion and a year-end surplus of \$1.4 billion (inclusive of the \$5.1 billion fund balance in the State's General Fund from fiscal year 2013-14), of which \$971 million would be reserved for the liquidation of encumbrances and \$452 million would be deposited in a reserve for economic uncertainties. As required by the fiscal year 2014-15 California State budget, the Governor is proposing to pay local governments \$533 million for pre-2004 mandate debt, of which \$17 million is estimated to be received by the City. The Governor also proposed increases of \$150 million and \$240 million in fiscal years 2014-15 and 2015-16, respectively, for county Medi-Cal administration. The proposed budget estimates that counties will save \$724.9 million and \$698.2 million in fiscal years 2014-15 and 2015-16, respectively, in indigent health care costs under the ACA, all of which will be redirected to fund CalWORKs grant increases. The proposed budget also describes certain factors threatening the continuation of the In Home Supportive Services Maintenance of Effort ("MOE") negotiated by counties with the State in 2012. In fiscal year 2013-14, the county share of the MOE was approximately \$1 billion. The Governor will release a revised budget in May, at which time the City will evaluate the May revision to determine its impact on the City's finances.

Impact of Federal Budget Tax Increases and Expenditure Reductions on Local Finances

On December 26, 2013, the President signed a two-year federal budget. The budget partially repeals sequester-related budget cuts for Fiscal Years 2013-14 and 2014-15. The Controller's Office will continue to monitor federal budget changes and provide updates on City financial impacts as necessary in quarterly budget updates.

Budgetary Reserves

Under the Charter, the Treasurer, upon recommendation of the City Controller, is authorized to transfer legally available moneys to the City's operating cash reserve from any unencumbered funds then held in the City's pooled investment fund. The operating cash reserve is available to cover cash flow deficits in various City funds, including the City's General Fund. From time to time, the Treasurer has transferred unencumbered moneys in the pooled investment fund to the operating cash reserve to cover temporary cash flow deficits in the General Fund and other City funds. Any such transfers must be repaid within the same fiscal year in which the transfer was made, together with interest at the rate earned on the pooled funds at the time the funds were used. The City has not issued tax and revenue anticipation notes to finance short-term cash flow needs since fiscal year 1996-97. See "INVESTMENT OF CITY FUNDS – Investment Policy" herein.

The financial policies passed on April 13, 2010 codified the current practice of maintaining an annual General Reserve to be used for current-year fiscal pressures not anticipated during the budget process. The policy set the reserve equal to 1% of budgeted regular General Fund revenues in fiscal year 2012-13 and increasing by 0.25% each year thereafter until reaching 2% of General Fund revenues in fiscal year 2016-17. The Original Budget for fiscal years 2014-15 and 2015-16 includes starting balances of \$58 million and \$70 million for the General Reserve for fiscal years 2014-15 and 2015-16, respectively. On December 16, 2014, the Board of Supervisors adopted financial policies to further increase the City's General Reserve from 2% to 3% of General Fund revenues between FY 2017-18 and FY 2020-21 while reducing the required deposit to 1.5% of General Fund revenues during economic downturns. The intent of this policy change is to increase reserves available during a multi-year downturn.

In addition to the operating cash and general reserves the City maintains two types of reserves to offset unanticipated expenses and which are available for appropriation to City departments by action of the Board of Supervisors. These include the Salaries and Benefit Reserve (Original Budget for fiscal years 2014-15 and 2015-16 includes \$17 million in fiscal year 2014-15 and \$18 million in fiscal year 2015-16), and the Litigation Reserve (Original Budget for fiscal years 2014-15 and 2015-16 includes \$17 million in fiscal year 2014-15 and \$16 million in fiscal year 2015-16). Balances in both reflect new appropriations to the reserves and do not include carry-forward of prior year balances. The Charter also requires set asides of a portion of departmental expenditure savings in the form of a citywide Budget Savings Incentive Reserve and a Recreation and Parks Budget Savings Incentive Reserve.

The City also maintains Rainy Day and Budget Stabilization reserves whose balances carry-forward annually and whose use is allowed under select circumstances described below.

Rainy Day Reserve

In November 2003, City voters approved the creation of the City's Rainy Day Reserve into which the previous Charter-mandated cash reserve was incorporated. Charter Section 9.113.5 requires that if the Controller projects total General Fund revenues for the upcoming budget year will exceed total General Fund revenues for the current year by more than five percent, then the City's budget shall allocate the anticipated General Fund revenues in excess of that five percent growth into the following two accounts within the Rainy Day Reserve and for other lawful governmental purposes.

50 percent of the excess revenues to the Rainy Day Economic Stabilization account;
25 percent of the excess revenues to the Rainy Day One-Time or Capital Expenditures account; and
25 percent of the excess revenues to any lawful governmental purpose.

Fiscal year 2013-14 revenue exceeded the deposit threshold by \$86 million generating a deposit of \$64 million to the Rainy Day Reserve composed of \$43 million to the Economic Stabilization account and \$21 million to the One-Time Capital Expenditures account. The fiscal year 2014-15 and 2015-16 budgets do not anticipate deposits to the Rainy Day Reserve.

Deposits to the Rainy Day Reserve's Economic Stabilization account are subject to a cap of 10% of actual total General Fund revenues as stated in the City's most recent independent annual audit. Amounts in excess of that cap in any year will be allocated to capital and other one-time expenditures. Monies in the Rainy Day Reserve's Economic Stabilization account are available to provide a budgetary cushion in years when General Fund revenues are

projected to decrease from prior-year levels (or, in the case of a multi-year downturn, the highest of any previous year's total General Fund revenues). Monies in the Rainy Day Reserve's One-Time or Capital Expenditures account are available for capital and other one-time spending initiatives. Withdrawals of \$12 million and \$3 million from the One-Time Capital Expenditures account are budgeted in fiscal years 2014-15 and 2015-16 respectively leaving a balance of \$8 million at the end of fiscal year 2015-16.

If the Controller projects that per-pupil revenues for the SFUSD will be reduced in the upcoming budget year, the Board of Supervisors and Mayor may appropriate funds from the Rainy Day Economic Stabilization account to the SFUSD. This appropriation may not exceed the dollar value of the total decline in school district revenues, or 25% of the account balance, whichever is less. The fiscal year 2013-14 year-end balance of the Rainy Day Reserve's Economic Stabilization Account is \$60 million. The fiscal year 2014-15 budget includes an allocation of \$11 million to the SFUSD leaving a balance of \$49 million.

Effective January 1, 2015, Proposition C passed by the voters in November 2014, divides the existing Rainy Day Economic Stabilization Account into a City Rainy Day Reserve ("City Reserve") and a School Rainy Day Reserve ("School Reserve") with each reserve account receiving 50% of the January 1, 2015 balance. Beginning in fiscal year 2015-16, 25% of Rainy Day Reserve deposits will go to the School Reserve and 75% will go to the City Reserve. No withdrawals or deposits from the City Reserve are included in the Original Budget for fiscal year 2014-15 or fiscal year 2015-16 leaving a City Reserve budgeted balance of \$25 million at the end of FY 2015-16.

Budget Stabilization Reserve

On April 13, 2010, the Board of Supervisors unanimously approved the Controller's proposed financial policies on reserves and the use of certain volatile revenues. The policies were approved by the Mayor on April 30, 2010, and can only be suspended for a given fiscal year by a two-thirds vote of the Board. With these policies the City created two additional types of reserves: General Reserve, described above, and the Budget Stabilization Reserve.

The Budget Stabilization Reserve augments the existing Rainy Day Reserve and is funded through the dedication of 75% of certain volatile revenues, including Real Property Transfer Tax (RPTT) receipts in excess of the five-year annual average (controlling for the effect of any rate increases approved by voters), funds from the sale of assets, and year-end unassigned General Fund balances beyond the amount assumed as a source in the subsequent year's budget.

Fiscal year 2013-14 RPTT receipts exceeded the five-year annual average by \$44 million and ending general fund unassigned fund balance was \$56 million, triggering a \$75 million deposit. However, this deposit requirement was partially offset by the Rainy Day Reserve deposit of \$64 million, resulting in a required deposit of \$11 million and bringing the fiscal year 2013-14 Budget Stabilization Reserve ending balance to \$132 million. The fiscal year 2014-15 and fiscal year 2015-16 budgets project deposits of \$28 million and \$4 million, respectively, as a result of projected RPTT receipts in excess of the five-year annual average, bringing the projected ending balance in fiscal year 2015-16 to \$165 million. The Controller's Office will determine final deposits in October of each year based on actual receipts during the prior fiscal year.

The maximum combined value of the Rainy Day Reserve and the Budget Stabilization Reserve is 10% of General Fund revenues, which would be approximately \$389 million for fiscal year 2014-15. No further deposits will be made once this cap is reached, and no deposits are required in years when the City is eligible to withdraw. The Budget Stabilization Reserve has the same withdrawal requirements as the Rainy Day Reserve, however, there is no provision for allocations to the SFUSD. Withdrawals are structured to occur over a period of three years: in the first year of a downturn, a maximum of 30% of the combined value of the Rainy Day Reserve and Budget Stabilization Reserve could be drawn; in the second year, the maximum withdrawal is 50%; and, in the third year, the entire remaining balance may be drawn.

THE SUCCESSOR AGENCY

As described below, the Successor Agency was established by the Board of Supervisors of the City following dissolution of the former San Francisco Redevelopment Agency (the "Former Agency") pursuant to the Dissolution Act. Within City government, the Successor Agency is titled "The Office of Community Investment and Infrastructure as the Successor to the San Francisco Redevelopment Agency." Set forth below is a discussion of the history of the Former Agency and the Successor Agency, the governance and operations of the Successor Agency and its powers under the Redevelopment Law and the Dissolution Act, and the limitations thereon.

The Successor Agency maintains a website as part of the City's website. The information on such websites is not incorporated herein by reference.

Authority and Personnel

The powers of the Successor Agency are vested in its governing board (the "Successor Agency Commission"), referred to within the City as the "Commission on Community Investment and Infrastructure," which has five members who are appointed by the Mayor of the City with the approval of the Board of Supervisors. Members are appointed to staggered four-year terms (provided that two members have initial two-year terms). Once appointed, members serve until replaced or reappointed.

The Successor Agency currently employs approximately 50.6 full-time equivalent positions. The Executive Director, Tiffany Bohee, was appointed to that position in February 2012. The other principal full-time staff positions are the Deputy Executive Director, Community and Economic Development; the Deputy Executive Director, Finance and Administration; the Deputy Executive Director, Housing; and the Successor Agency General Counsel. Each project area in which the Successor Agency continues to implement redevelopment plans, is managed by a Project Manager. There are separate staff support divisions with real estate and housing development specialists, architects, engineers and planners, and the Successor Agency has its own fiscal, legal, administrative and property management staffs, including a separate staff to manage the South Beach Harbor Marina.

Effect of the Dissolution Act

AB 26 and AB 27. The Former Agency was established under the Community Redevelopment Law in 1948. The Former Agency was established under the Redevelopment Law in 1948. As a result of AB IX 26 and the decision of the California Supreme Court in the *California Redevelopment Association* case, as of February 1, 2012, all redevelopment agencies in the State were dissolved, including the Former Agency, and successor agencies were designated as successor entities to the former redevelopment agencies to expeditiously wind down the affairs of the former redevelopment agencies and also to satisfy "enforceable obligations" of the former redevelopment agency all under the supervision of a new oversight board, the State Department of the Finance and the State Controller.

Pursuant to Resolution No. 11-12 (the "Establishing Resolution") adopted by the Board of Supervisors of the City on January 24, 2012 and signed by the Mayor on January 26, 2012, and Sections 34171(j) and 34173 of the Dissolution Act, the Board of Supervisors of the City confirmed the City's role as successor to the Former Agency. On June 27, 2012, the Redevelopment Law was amended by AB 1484, which clarified that successor agencies are separate political entities and that the successor agency succeeds to the organizational status of the former redevelopment agency but without any legal authority to participate in redevelopment activities except to complete the work related to an approved enforceable obligation.

Pursuant to Ordinance No. 215-12 passed by the Board of Supervisors of the City on October 2, 2012 and signed by the Mayor on October 4, 2012, the Board of Supervisors (i) officially gave the following name to the Successor Agency: the "Successor Agency to the Redevelopment Agency of the City and County of San Francisco," (ii) created the Successor Agency Commission as the policy body of the Successor Agency, (iii) delegated to the Successor Agency Commission the authority to act in place of the Former Agency Commission to implement the surviving redevelopment projects, the replacement housing obligations and other enforceable obligations of the Former Agency and the authority to take actions that AB 26 and AB 1484 require or allow on behalf of the Successor Agency and (iv) established the composition and terms of the members of the Successor Agency Commission.

As discussed below, many actions of the Successor Agency are subject to approval by an "oversight board" and the review or approval by the California Department of Finance, including the issuance of bonds such as the Bonds.

Oversight Board

The Oversight Board was formed pursuant to Establishing Resolution adopted by the City's Board of Supervisors and signed by the Mayor on January 26, 2012. The Oversight Board is governed by a seven-member governing board, with four members appointed by the Mayor, and one member appointed by each of the Bay Area Rapid Transit District (BART), the Chancellor of the California Community Colleges, and the County Superintendent of Education.

Department of Finance Finding of Completion

The Dissolution Act established a process for determining the liquid assets that redevelopment agencies should have shifted to their successor agencies when they were dissolved, and the amount that should be available for remittance by the successor agencies to their respective county auditor-controllers for distribution to affected taxing entities within the project areas of the former redevelopment agencies. This determination process was required to be completed through the final step (review by the State Department of Finance) by November 9, 2012 with respect to affordable housing funds and by April 1, 2013 with respect to non-housing funds. Within five business days of receiving notification from the State Department of Finance, a successor agency must remit to the county auditor-controller the amount of unobligated balances determined by the State Department of Finance, or it may request a meet and confer with the State Department of Finance to resolve any disputes.

On May 23, 2013, the Successor Agency promptly remitted to the City Controller the amounts of unobligated balances relating to affording housing funds, determined by the State Department of Finance in the amount of \$10,577,932, plus \$1,916 in interest. On May 23, 2013, the Successor Agency promptly remitted to the City Controller the amount of unobligated balances relating to all other funds determined by the State Department of Finance in the amount of \$959,147. The Successor Agency has made all payments required under AB 1484 and has received its finding of completion from the State Department of Finance on May 29, 2013.

State Controller Asset Transfer Review

The Dissolution Act requires that any assertion of a former redevelopment agency transferred to a city, county or other local agency after January 1, 2011, be sent back to the successor agency. The Dissolution Act further requires that the State Controller review any such transfer. As of the date hereof, the Controller's review is pending. The Successor Agency does not expect the outcome of the State Controller's Asset Transfer Review to have a material adverse impact on the availability of Tax Revenues.

Continuing Activities

The Former Agency was organized in 1948 by the Board of Supervisors of the City pursuant to the Redevelopment Law. The Former Agency's mission was to eliminate physical and economic blight within specific geographic areas of the City designated by the Board of Supervisors. The Former Agency had redevelopment plans for nine (9) redevelopment project areas.

Because of the existence of enforceable obligations, the Successor Agency is authorized to continue to implement, through the issuance of tax allocation bonds, four major redevelopment projects that were previously administered by the Former Agency: (i) the Mission Bay North and South Redevelopment Project Areas, (ii) the Hunters Point Shipyard Redevelopment Project Area and Zone 1 of the Bayview Redevelopment Project Area, and (iii) the Transbay Redevelopment Project Area (collectively, the "Major Approved Development Projects"). In addition, the Successor Agency continues to manage Yerba Buena Gardens and other assets within the former Yerba Buena Center Redevelopment Project Area ("YBC"). The Successor Agency exercises land use, development and design approval authority for the Major Approved Development Projects and manages the former Redevelopment Agency assets in YBC in place of the Former Agency.

PROPERTY TAXATION

Property Taxation System – General

The City receives approximately one-third of its total General Fund operating revenues from local property taxes. Property tax revenues result from the application of the appropriate tax rate to the total assessed value of taxable property in the City. The City levies property taxes for general operating purposes as well as for the payment of voter-approved bonds. As a county under State law, the City also levies property taxes on behalf of all local agencies with overlapping jurisdiction within the boundaries of the City.

Local property taxation is the responsibility of various City officers. The Assessor computes the value of locally assessed taxable property. After the assessed roll is closed on June 30th, the City Controller issues a Certificate of Assessed Valuation in August which certifies the taxable assessed value for that fiscal year. The Controller also compiles a schedule of tax rates including the 1.0% tax authorized by Article XIII A of the State Constitution (and mandated by statute), tax surcharges needed to repay voter-approved general obligation bonds, and tax surcharges imposed by overlapping jurisdictions that have been authorized to levy taxes on property located in the City. The Board of Supervisors approves the schedule of tax rates each year by ordinance adopted no later than the last working day of September. The Treasurer and Tax Collector prepare and mail tax bills to taxpayers and collect the taxes on behalf of the City and other overlapping taxing agencies that levy taxes on taxable property located in the City. The Treasurer holds and invests City tax funds, including taxes collected for payment of general obligation bonds, and is charged with payment of principal and interest on such bonds when due. The State Board of Equalization assesses certain special classes of property, as described below. See "Taxation of State-Assessed Utility Property" below.

Assessed Valuations, Tax Rates and Tax Delinquencies

Table A-5 provides a recent history of assessed valuations of taxable property within the City. The property tax rate is composed of two components: 1) the 1.0% countywide portion, and 2) all voter-approved overrides which fund debt service for general obligation bond indebtedness. The total tax rate shown in Table A-5 includes taxes assessed on behalf of the City as well as SFUSD, SFCCD, the Bay Area Air Quality Management District ("BAAQMD"), and the San Francisco Bay Area Rapid Transit District ("BART"), all of which are legal entities separate from the City. See also, Table A-26: "Statement of Direct and Overlapping Debt and Long-Term Obligations" below. In addition to *ad valorem* taxes, voter-approved special assessment taxes or direct charges may also appear on a property tax bill.

Additionally, although no additional rate is levied, a portion of property taxes collected within the City is allocated to the Successor Agency (also known as the Office of Community Investment and Infrastructure or OCII). Property tax revenues attributable to the growth in assessed value of taxable property (known as "tax increment") within the adopted redevelopment project areas may be utilized by OCII to pay for outstanding and enforceable obligations, causing a loss of tax revenues from those parcels located within project areas to the City and other local taxing agencies, including SFUSD and SFCCD. Taxes collected for payment of debt service on general obligation bonds are not affected or diverted. The Successor Agency received \$132 million of property tax increment in fiscal year 2013-14, diverting about \$75 million that would have otherwise been apportioned to the City's discretionary general fund.

The percent collected of property tax (current year levies excluding supplementals) was 98.83% for fiscal year 2013-14. This table has been modified from the corresponding table in previous disclosures in order to make the levy and collection figures consistent with statistical reports provided to the State of California. Foreclosures, defined as the number of trustee deeds recorded by the Assessor-Recorder's Office, numbered 187 for fiscal year 2013-14 compared to 363 for fiscal year 2012-13, 802 in fiscal year 2011-12, 927 in fiscal year 2010-11, and 901 in fiscal year 2009-10. This represents 0.09%, 0.18%, 0.39%, 0.46%, and 0.45%, respectively, of total parcels in such fiscal years.

TABLE A-5

CITY AND COUNTY OF SAN FRANCISCO
Assessed Valuation of Taxable Property
Fiscal Years 2010-11 through 2014-15
(\$000s)

Fiscal Year	Net Assessed Valuation (NAV) ¹	% Change from Prior Year	Total Tax Rate per \$100 ²	Total Tax Levy ³	Total Tax Collected ³	% Collected June 30
2010-11	\$157,865,981	5.1%	1.164	\$1,888,048.26	\$1,849,460.12	97.96%
2011-12	158,649,888	0.5%	1.172	1,918,680	1,883,666	98.18%
2012-13	165,043,120	4.0%	1.169	1,997,645	1,970,662	98.65%
2013-14	172,489,208	4.5%	1.188	2,138,245	2,113,284	98.83%
2014-15	181,809,981	5.4%	1.174	2,134,995	n/a	n/a

¹ Based on preliminary assessed valuations for FY 2014-15. Net Assessed Valuation (NAV) is Total Assessed Value for Secured and Unsecured Rolls, less Non-reimbursable Exemptions and Homeowner Exemptions.

² Annual tax rate for unsecured property is the same rate as the previous year's secured tax rate.

³ The Total Tax Levy and Total Tax Collected through FY 2013-14 is based on year-end current year secured and unsecured levies as adjusted through roll corrections, excluding supplemental assessments, as reported to the State of California (available on the website of the California State Controller's Office).
Total Tax Levy for FY 2014-15 is based on NAV times the 1.1743% tax rate.

Note: This table has been modified from the corresponding table in previous bond disclosures to make levy and collection figures consistent with statistical reports provided to the State of California.

Source: Office of the Controller, City and County of San Francisco.

At the start of fiscal year 2014-15, the total net assessed valuation of taxable property within the City is \$181.8 billion. Of this total, \$171.1 billion (94.1%) represents secured valuations and \$10.7 billion (5.9%) represents unsecured valuations. (See "Tax Levy and Collection" below, for a further discussion of secured and unsecured property valuations.)

Proposition 13 limits to 2% per year any increase in the assessed value of property, unless it is sold or the structure is improved. The total net assessed valuation of taxable property therefore does not generally reflect the current market value of taxable property within the City and is in the aggregate substantially less than current market value. For this same reason, the total net assessed valuation of taxable property lags behind changes in market value and may continue to increase even without an increase in aggregate market values of property.

Under Article XIII A of the State Constitution added by Proposition 13 in 1978, property sold after March 1, 1975 must be reassessed to full cash value at the time of sale. Every year, some taxpayers appeal the Assessor's determination of their properties' assessed value, and some of the appeals may be retroactive and for multiple years. The State prescribes the assessment valuation methodologies and the adjudication process that counties must employ in connection with counties' property assessments.

The City typically experiences increases in assessment appeals activity during economic downturns and decreases in appeals as the economy rebounds. Historically, during severe economic downturns, partial reductions of up to approximately 30% of the assessed valuations appealed have been granted. Assessment appeals granted typically result in revenue refunds, and the level of refund activity depends on the unique economic circumstances of each fiscal year. Other taxing agencies such as SFUSD, SFCCD, BAAQMD, and BART share proportionately in the rest of any refunds paid as a result of successful appeals. To mitigate the financial risk of potential assessment appeal refunds, the City funds appeal reserves for its share of estimated property tax revenues for each fiscal year. In addition, appeals activity is reviewed each year and incorporated into the current and subsequent years' budget projections of property tax revenues. Refunds of prior years' property taxes from the discretionary General Fund appeal reserve fund for fiscal years 2009-10 through 2013-14 are listed in Table A-6 below.

TABLE A-6

CITY AND COUNTY OF SAN FRANCISCO
Refunds of Prior Years' Property Taxes
General Fund Assessment Appeals Reserve
(000s)

Year Ended	Amount Refunded
June 30, 2010	\$14,015
June 30, 2011	41,730
June 30, 2012	53,288
June 30, 2013	36,744
June 30, 2014	25,756

Source: Office of the Controller, City and County of San Francisco.

As of July 1, 2014, the Assessor granted 10,726 temporary reductions in property assessed values worth a total of \$640.3 million (equating to a reduction of about \$3.6 million in general fund taxes), compared to 18,409 temporary reductions with a value of \$2.02 billion (equating to a reduction of about \$11.4 million in discretionary general fund taxes) granted in Spring 2013. The 2014 \$640.3 million temporary reduction total represented 0.35% of the fiscal year 2014-15 Net Assessed Valuation of \$181.8 billion shown in Table A-5. All of the temporary reductions granted are subject to review in the following year. Property owners who are not satisfied with the valuation shown on a Notice of Assessed Value may have a right to file an appeal with the Assessment Appeals Board (AAB) within a certain period of time. For regular, annual secured property tax assessments, the time period for property owners to file an appeal typically falls between July 2nd and September 15th.

As of June 30, 2014, the total number of open appeals before the Assessment Appeals Board (AAB) was 6,279, compared to 7,421 open AAB appeals as of June 30, 2013, including 5,051 filed since July 1, 2013, with the balance pending from prior fiscal years. The difference between the current assessed value and the taxpayers' opinion of values for the open AAB appeals is \$27.9 billion. Assuming the City did not contest any taxpayer appeals and the Board upheld all of the taxpayers' requests, this represents a negative potential property tax impact of about \$331.1 million (based upon the FY 2013-14 tax rate) with an impact on the General Fund of about \$157.7 million. The volume of appeals is not necessarily an indication of how many appeals will be granted, nor of the magnitude of the reduction in assessed valuation that the Assessor may ultimately grant. City revenue estimates take into account projected losses from pending and future assessment appeals.

Tax Levy and Collection

As the local tax-levying agency under State law, the City levies property taxes on all taxable property within the City's boundaries for the benefit of all overlapping local agencies, including SFUSD, SFCCD, the Bay Area Air Quality Management District, and BART. The total tax levy for all taxing entities in fiscal year 2014-15 is estimated to produce about \$2.1 billion, not including supplemental, escape, and special assessments that may be assessed during the year. Of this amount, the City has budgeted to receive \$935.1 million into the General Fund and \$132.0 million into special revenue funds designated for children's programs, libraries and open space. SFUSD and SFCCD are estimated to receive about \$130.0 million and \$24.5 million, respectively, and the local ERAF is estimated to receive \$429.0 million (before adjusting for the State's Triple Flip sales tax and vehicle license fees ("VLF") backfill shifts). The Successor Agency will receive about \$131 million. The remaining portion is allocated to various other governmental bodies, various special funds, general obligation bond debt service funds, and other taxing entities. Taxes levied to pay debt service for general obligation bonds issued by the City, SFUSD, SFCCD, and BART may only be applied for that purpose.

General Fund property tax revenues in fiscal year 2013-14 were \$1.18 billion, representing an increase of \$24.8 million (2.2%) over fiscal year 2013-14 Original Budget and \$56.3 million (5.0%) over fiscal year 2012-13 actual

revenue. Property tax revenue is budgeted at \$1.23 billion in fiscal year 2014-15 representing an increase of \$54.7 million (4.6%) over FY 2013-14 actual receipts and \$1.29 billion in fiscal year 2015-16 representing an annual increase of \$57.6 million (4.7%) over fiscal year 2014-15 budget. Tables A-2 and A-3 set forth a history of budgeted and actual property tax revenues for fiscal years 2011-12 through 2013-14, and budgeted receipts for fiscal years 2014-15 and fiscal year 2015-16.

The City's General Fund is allocated about 48% of total property tax revenue before adjusting for the State's Triple Flip (whereby Proposition 57 dedicated 0.25% of local sales taxes, which were subsequently backfilled by a decrease to the amount of property taxes shifted to ERAF from local governments, thereby leaving the State to fund a like amount from the State's General Fund to meet Proposition 98 funding requirements for schools) and VLF backfill shifts.

Generally, property taxes levied by the City on real property become a lien on that property by operation of law. A tax levied on personal property does not automatically become a lien against real property without an affirmative act of the City taxing authority. Real property tax liens have priority over all other liens against the same property regardless of the time of their creation by virtue of express provision of law.

Property subject to ad valorem taxes is entered as secured or unsecured on the assessment roll maintained by the Assessor-Recorder. The secured roll is that part of the assessment roll containing State-assessed property and property (real or personal) on which liens are sufficient, in the opinion of the Assessor-Recorder, to secure payment of the taxes owed. Other property is placed on the "unsecured roll."

The method of collecting delinquent taxes is substantially different for the two classifications of property. The City has four ways of collecting unsecured personal property taxes: 1) pursuing civil action against the taxpayer; 2) filing a certificate in the Office of the Clerk of the Court specifying certain facts, including the date of mailing a copy thereof to the affected taxpayer, in order to obtain a judgment against the taxpayer; 3) filing a certificate of delinquency for recording in the Assessor-Recorder's Office in order to obtain a lien on certain property of the taxpayer; and 4) seizing and selling personal property, improvements or possessory interests belonging or assessed to the taxpayer. The exclusive means of enforcing the payment of delinquent taxes with respect to property on the secured roll is the sale of the property securing the taxes. Proceeds of the sale are used to pay the costs of sale and the amount of delinquent taxes.

A 10% penalty is added to delinquent taxes that have been levied on property on the secured roll. In addition, property on the secured roll with respect to which taxes are delinquent is declared "tax defaulted" and subject to eventual sale by the Treasurer and Tax Collector of the City. Such property may thereafter be redeemed by payment of the delinquent taxes and the delinquency penalty, plus a redemption penalty of 1.5% per month, which begins to accrue on such taxes beginning July 1 following the date on which the property becomes tax-defaulted.

In October 1993, the Board of Supervisors passed a resolution that adopted the Alternative Method of Tax Apportionment (the "Teeter Plan"). This resolution changed the method by which the City apportions property taxes among itself and other taxing agencies. This apportionment method authorizes the City Controller to allocate to the City's taxing agencies 100% of the secured property taxes billed but not yet collected. In return, as the delinquent property taxes and associated penalties and interest are collected, the City's General Fund retains such amounts. Prior to adoption of the Teeter Plan, the City could only allocate secured property taxes actually collected (property taxes billed minus delinquent taxes). Delinquent taxes, penalties and interest were allocated to the City and other taxing agencies only when they were collected. The City has funded payment of accrued and current delinquencies through authorized internal borrowing. The City also maintains a Tax Loss Reserve for the Teeter Plan as shown on Table A-7.

TABLE A-7

CITY AND COUNTY OF SAN FRANCISCO
Teeter Plan
Tax Loss Reserve Fund Balance
(000s)

Year Ended	Amount Funded
June 30, 2010	\$17,507
June 30, 2011	17,302
June 30, 2012	17,980
June 30, 2013	18,341
June 30, 2014	19,654

Source: Office of the Controller, City and County of San Francisco.

Assessed valuations of the aggregate ten largest assessment parcels in the City for the fiscal year beginning July 1, 2014 are shown in Table A-8. The City cannot determine from its assessment records whether individual persons, corporations or other organizations are liable for tax payments with respect to multiple properties held in various names that in aggregate may be larger than is suggested by the table.

TABLE A-8

CITY AND COUNTY OF SAN FRANCISCO
Top 10 Parcels Total Assessed Value
Fiscal Year 2014-15
(000s)

Assessee	Location	Parcel Number	Type	Total Assessed	
				Value ¹	% of Basis of Levy ²
HWA 555 Owners LLC	555 California St	0259 026	Commercial Office	\$945,282	0.52%
PPF Paramount One Market Plaza Owner LP	1 Market	3713 007	Commercial Office	774,392	0.42%
Union Investment Real Estate GMBH	555 Mission St	3721 120	Commercial Office	457,498	0.25%
Emporium Mall LLC	845 Market St	3705 056	Commercial Retail	432,617	0.24%
SPF China Basin Holdings LLC	185 Berry St	3803 005	Commercial Office	425,167	0.23%
SHC Embarcadero LLC	4 The Embarcadero	0233 044	Commercial Office	399,011	0.22%
Wells REIT II - 333 Market St LLC	333 Market St	3710 020	Commercial Office	397,044	0.22%
Post-Montgomery Associates	165 Sutter St	0292 015	Commercial Retail	389,025	0.21%
PPF Off One Maritime Plaza LP	300 Clay St	0204 021	Commercial Office	369,052	0.20%
S F Hilton Inc	1 Hilton Square	0325 031	Commercial Hotel	368,599	0.20%
				\$4,957,686	2.72%

¹ Represents the Total Assessed Valuation (TAV) as of the Basis of Levy, which excludes assessments processed during the fiscal year. TAV includes land & improvements, personal property, and fixtures.

² The Basis of Levy is total assessed value less exemptions for which the state does not reimburse counties (e.g. those that apply to nonprofit organizations).

Source: Office of the Assessor -Recorder, City and County of San Francisco.

Taxation of State-Assessed Utility Property

A portion of the City's total net assessed valuation consists of utility property subject to assessment by the State Board of Equalization. State-assessed property, or "unitary property," is property of a utility system with components located in many taxing jurisdictions assessed as part of a "going concern" rather than as individual parcels of real or personal property. Unitary and certain other State-assessed property values are allocated to the counties by the State Board of Equalization, taxed at special county-wide rates, and the tax revenues distributed to taxing jurisdictions (including the City itself) according to statutory formulae generally based on the distribution of taxes in the prior year. The fiscal year 2014-15 valuation of property assessed by the State Board of Equalization is \$2.72 billion.

OTHER CITY TAX REVENUES

In addition to the property tax, the City has several other major tax revenue sources, as described below. For a discussion of State constitutional and statutory limitations on taxes that may be imposed by the City, including a discussion of Proposition 62 and Proposition 218, see "CONSTITUTIONAL AND STATUTORY LIMITATIONS ON TAXES AND EXPENDITURES" herein.

The following section contains a brief description of other major City-imposed taxes as well as taxes that are collected by the State and shared with the City.

Business Taxes

Through tax year 2013 businesses in the City were subject to payroll expense and business registration taxes. Proposition E approved by the voters in the November 6, 2012 election changed business registration tax rates and introduced a gross receipts tax which phases in over a five-year period beginning January 1, 2014, replacing the current 1.5% tax on business payrolls over the same period. Overall, the ordinance increases the number and types of businesses in the City that pay business tax and registration fees from approximately 7,500 currently to 15,000. Current payroll tax exclusions will be converted into a gross receipts tax exclusion of the same size, terms and expiration dates.

The payroll expense tax is authorized by Article 12-A of the San Francisco Business and Tax Regulation Code. The 1.5% payroll tax rate in 2013 was adjusted to 1.35% in tax year 2014 and annually thereafter according to gross receipts tax collections to ensure that the phase-in of the gross receipts tax neither results in a windfall nor a loss for the City. The new gross receipts tax ordinance, like the current payroll expense tax, is imposed for the privilege of "engaging in business" in San Francisco. The gross receipts tax will apply to businesses with \$1 million or more in gross receipts, adjusted by the Consumer Price Index going forward. Proposition E also imposes a 1.4% tax on administrative office business activities measured by a company's total payroll expense within San Francisco in lieu of the Gross Receipts Tax, and increases annual business registration fees to as much as \$35,000 for businesses with over \$200 million in gross receipts. Prior to Proposition E, business registration taxes varied from \$25 to \$500 per year per subject business based on the prior year computed payroll tax liability. Proposition E increased the business registration tax rates to between \$75 and \$35,000 annually.

Business tax revenue in fiscal year 2013-14 was \$563 million, representing an increase of \$83 million (17%) over fiscal year 2012-13 revenue. Business tax revenue is budgeted at \$573 million in fiscal year 2014-15 representing an increase of \$10 million (2%) over fiscal year 2013-14 revenue. In fiscal year 2015-16, Business Tax revenue is budgeted at \$599 million, an increase of \$25 million (4%) from fiscal year 2014-15 budgeted revenue.

TABLE A-9

CITY AND COUNTY OF SAN FRANCISCO
Business Tax Revenues
Fiscal Years 2011-12 through 2015-16
All Funds
(000s)

Fiscal Year	Revenue	Change	
2011-12	\$437,677	\$45,898	11.7%
2012-13	480,131	42,454	9.7%
2013-14	563,406	83,275	17.3%
2014-15 budgeted	573,385	9,979	1.8%
2015-16 budgeted	598,835	25,450	4.4%

Includes Payroll Tax, portion of Payroll Tax allocated to special revenue funds for the Community Challenge Grant program, Business Registration Tax, and, beginning in FY 2013-14, Gross Receipts Tax revenues. Figures for FY 2011-12 through FY 2013-14 are audited actuals. Figures for FY 2014-15 and FY 2015-16 are Original Budget amounts.

Source: Office of the Controller, City and County of San Francisco.

Transient Occupancy Tax (Hotel Tax)

Pursuant to the San Francisco Business and Tax Regulation Code, a 14.0% transient occupancy tax is imposed on occupants of hotel rooms and is remitted by hotel operators monthly. A quarterly tax-filing requirement is also imposed. Hotel tax revenue growth is a function of changes in occupancy, average daily room rates (ADR) and room supply. Revenue per available room (RevPAR), the combined effect of occupancy and ADR, reached a historic high of \$273 in October of 2014, which is approximately 9% over October of the prior year. Increases in RevPAR are budgeted to continue at a slower pace through fiscal year 2015-16. Including amounts used to pay debt service on hotel tax revenue bonds hotel tax revenue for fiscal year 2013-14 was \$313 million, representing a \$71 million increase from FY 2012-13 revenue. Fiscal year 2014-15 is budgeted to be \$323 million, an increase of \$10 million (3%) from FY 2013-14 and FY 2015-16 is budgeted to be \$341 million, an increase of \$18 million (5%) from FY 2014-15 budget.

San Francisco and a number of other jurisdictions in California and the U.S. are currently involved in litigation with online travel companies regarding the companies' duty to remit hotel taxes on the difference between the wholesale and retail prices paid for hotel rooms. On February 6, 2013, the Los Angeles Superior Court issued a summary judgment concluding that the online travel companies had no obligation to remit hotel tax to San Francisco. The City has received approximately \$88 million in disputed hotel taxes paid by the companies. Under State law, the City is required to accrue interest on such amounts. The portion of these remittances that will be retained or returned (including legal fees and interest) will depend on the ultimate outcome of these lawsuits. San Francisco has appealed the judgment against it. That appeal has been stayed pending the California Supreme Court's decision in a similar case between the online travel companies and the City of San Diego.

In fiscal years prior to 2013-14, the allocation of hotel tax revenues was set by the Administrative provisions of the Annual Appropriation Ordinance, and all of the gain or loss in revenue from budgeted levels fell to the General Fund, contributing to the large variances from prior periods. Table A-10 sets forth a history of transient occupancy tax receipts for fiscal years 2011-12 through 2013-14 and budget projections for fiscal year 2014-15 through 2015-16. Beginning in fiscal year 2013-14, hotel tax budgeted in the General Fund in fiscal year 2013-14 increased by \$56 million because revenue previously budgeted in special revenue funds is now deposited to the General Fund.

TABLE A -10

CITY AND COUNTY OF SAN FRANCISCO
Transient Occupancy Tax Revenues
Fiscal Years 2011-12 through 2015-16
All Funds
(000s)

Fiscal Year	Tax Rate	Revenue	Change	
2011-12	14.00%	\$242,843	\$27,331	12.7%
2012-13	14.00%	241,961	(882)	-0.4%
2013-14	14.00%	313,138	71,177	29.4%
2014-15 budgeted	14.00%	323,456	10,318	3.3%
2015-16 budgeted	14.00%	341,134	17,678	5.5%

Figures for FY 2011-12 through FY 2013-14 are audited actuals and include the portion of hotel tax revenue used to pay debt service on hotel tax revenue bonds. Figures for FY 2014-15 and FY 2015-16 are Original Budget amounts.

Source: Office of the Controller, City and County of San Francisco.

Real Property Transfer Tax

A tax is imposed on all real estate transfers recorded in the City. Transfer tax revenue is more susceptible to economic and real estate cycles than most other City revenue sources. Current rates are \$5.00 per \$1,000 of the sale price of the property being transferred for properties valued at \$250,000 or less; \$6.80 per \$1,000 for properties valued more than \$250,000 and less than \$999,999; \$7.50 per \$1,000 for properties valued at \$1.0 million to \$5.0 million; \$20.00 per \$1,000 for properties valued more than \$5.0 million and less than \$10.0 million; and \$25 per \$1,000 for properties valued at more than \$10.0 million.

Real property transfer tax (RPTT) revenue in fiscal year 2013-14 was \$262 million, a \$29 million (13%) increase from FY 2012-13 revenue. FY 2014-15 RPTT revenue is budgeted to be \$235 million, approximately \$27 million (10%) less than the revenue received in fiscal year 2013-14 due to the expected slowing of market activity as a result of the decline in real property in inventory. This slowing is budgeted to continue into FY 2015-16 with RPTT revenue budgeted at \$220 million, a reduction of \$15 million (6%). The volume of transactions in FY 2013-14 is projected to result in a decline in inventory into fiscal year 2014-15 and FY 2015-16.

Table A-11 sets forth a history of real property transfer tax receipts for fiscal years 2011-12 through 2013-14, and budgeted receipts for fiscal years 2014-15 and fiscal year 2015-16.

TABLE A-11

CITY AND COUNTY OF SAN FRANCISCO
Real Property Transfer Tax Receipts
Fiscal Years 2011-12 through 2015-16
(000s)

Fiscal Year	Revenue	Change	
2011-12	233,591	98,407	72.8%
2012-13	232,730	(861)	-0.4%
2013-14	261,925	29,195	12.5%
2014-15 budgeted	235,000	(26,925)	-10.3%
2015-16 budgeted	220,000	(15,000)	-6.4%

Figures for FY 2011-12 through FY 2013-14 are audited actuals. Figures for FY 2014-15 and FY 2015-16 are Original Budget amounts.

Source: Office of the Controller, City and County of San Francisco.

Sales and Use Tax

The State collects the City's local sales tax on retail transactions along with State and special district sales taxes, and then remits the local sales tax collections to the City. The rate of tax is one percent; however, the State takes one-quarter of this, and replaces the lost revenue with a shift of local property taxes to the City from local school district funding. The local sales tax revenue is deposited in the City's General Fund.

Local sales tax collections in fiscal year 2013-14 were \$134 million, an increase of \$11 million (9%) from FY 2012-13 sales tax revenue. Revenue growth is budgeted to continue during FY 2014-15 with \$136 million budgeted, an increase of \$2 million (2%) from projected FY 2013-14 receipts. Continued growth is budgeted during FY 2015-16 with an assumption that the strong local economy will generate increased taxable sales across nearly all categories, with particularly strong performance in the construction industry, but at a slower rate to reach \$142 million, \$6 million (5%) more than FY 2014-15.

Historically, sales tax revenues have been highly correlated to growth in tourism, business activity and population. This revenue is significantly affected by changes in the economy. In recent years online retailers such as Amazon have contributed significantly to sales tax receipts. The budget assumes no changes from state laws affecting sales tax reporting for these online retailers. Sustained growth in sales tax revenue will depend on changes to state and federal law and order fulfillment strategies for online retailers.

Table A-12 reflects the City's actual sales and use tax receipts for fiscal years 2011-12 through 2013-14, and budgeted receipt for fiscal year 2014-15 and 2015-16, as well as the imputed impact of the property tax shift made in compensation for the one-quarter of the sales tax revenue taken by the State.

TABLE A-12

CITY AND COUNTY OF SAN FRANCISCO
Sales and Use Tax Revenues
Fiscal Years 2011-12 through 2015-16
(000s)

Fiscal Year	Tax Rate	City Share	Revenue	Change	
2011-12	8.50%	0.75%	\$117,071	\$10,769	10.1%
2011-12 adj. ¹	8.50%	1.00%	155,466	14,541	10.3%
2012-13	8.50%	0.75%	122,271	5,200	4.4%
2012-13 adj. ¹	8.50%	1.00%	162,825	7,359	4.7%
2013-14	8.75%	0.75%	133,705	11,434	9.4%
2013-14 adj. ¹	8.75%	1.00%	177,299	14,474	8.9%
2014-15 <i>budgeted</i> ²	8.75%	0.75%	136,080	2,375	1.8%
2014-15 adj. ¹ <i>budgeted</i>	8.75%	1.00%	180,370	3,071	1.7%
2015-16 <i>budgeted</i> ²	8.75%	0.75%	142,200	6,120	4.5%
2015-16 adj. ¹ <i>budgeted</i>	8.75%	1.00%	188,478	8,108	4.5%

Figures for FY 2011-12 through FY 2013-14 are audited actuals. Figures for FY 2014-15 and FY 2015-16 are Original Budget amounts.

¹Adjusted figures represent the value of the entire 1.00% local sales tax, which was reduced by 0.25% beginning in FY 2004-05 in order to repay the State's Economic Recovery Bonds as authorized under Proposition 57 in March 2004. This 0.25% reduction is backfilled by the State.

²In November 2012 voters approved Proposition 30, which temporarily increases the state sales tax rate by 0.25% effective January 1, 2013 through December 31, 2016. The City share did not change.

Source: Office of the Controller, City and County of San Francisco.

Utility Users Tax

The City imposes a 7.5% tax on non-residential users of gas, electricity, water, steam and telephone services. The Telephone Users Tax ("TUT") applies to charges for all telephone communications services in the City to the extent permitted by Federal and State law, including intrastate, interstate, and international telephone services, cellular telephone services, and voice over internet protocol (VOIP). Telephone communications services do not include Internet access, which is exempt from taxation under the Internet Tax Freedom Act.

Fiscal year 2013-14 Utility User Tax revenues were \$87 million, representing a decrease of \$5 million (7%) from fiscal year 2012-13 revenue. Fiscal year 2014-15 revenue is budgeted to be \$92 million, representing expected growth of \$5 million (7%) from fiscal year 2013-14. Fiscal year 2015-16 Utility User Tax revenues are budgeted at \$92 million, unchanged from fiscal year 2014-15 budget.

Emergency Response Fee; Access Line Tax

The City imposes an Access Line Tax ("ALT") on every person who subscribes to telephone communications services in the City. The ALT replaced the Emergency Response Fee ("ERF") in 2009. It applies to each telephone line in the City and is collected from telephone communications service subscribers by the telephone service supplier. Access Line Tax revenue for fiscal year 2013-14 was \$44 million, a \$1 million (2%) increase over the previous fiscal year. In fiscal year 2014-15, the Access Line Tax revenue is budgeted at \$43 million, a \$1 million (2%) decrease from fiscal year 2013-14 revenue. Fiscal year 2015-16 revenue is budgeted at \$44 million a \$1 million (2%) increase from fiscal year 2014-15 budget. Budgeted amounts in FY 2014-15 and fiscal year 2015-16 assume annual inflationary increases to the access line tax rate as required under Business and Tax Regulation Code Section 784.

Parking Tax

A 25% tax is imposed on the charge for off-street parking spaces. The tax is authorized by the San Francisco Business and Tax Regulation Code. The tax is paid by the occupants of the spaces, and then remitted monthly to the City by the operators of the parking facilities. Parking tax revenue is positively correlated with business activity and employment, both of which are projected to increase over the next two years as reflected in increases in business and sales tax revenue projections.

Fiscal year 2013-14 Parking Tax revenue was \$83 million, \$1 million (1%) above fiscal year 2012-13 revenue. Parking tax revenue is budgeted at \$85 million in fiscal year 2014-15, an increase of \$2 million (2%) over the fiscal year 2013-14. In fiscal year 2015-16, parking tax revenue is budgeted at \$87 million, \$2 million (3%) over the fiscal year 2014-15 budgeted amount. Parking tax growth estimates are commensurate with expected changes to the consumer price index (CPI) over the same period.

Parking tax revenues are deposited into the General Fund, from which an amount equivalent to 80 percent is transferred to the San Francisco Municipal Transportation Agency for public transit as mandated by Charter Section 16.110.

INTERGOVERNMENTAL REVENUES

State – Realignment

San Francisco receives three groups of allocations of State sales tax and Vehicle License Fee (VLF) revenue: 1991 Health and Welfare Realignment, 2011 Health and Human Services Realignment, and Public Safety Realignment.

1991 Health & Welfare Realignment. The Governor’s fiscal year 2013-14 budget assumed savings of \$300 million for counties statewide as a result of Affordable Care Act (ACA) implementation, and reduced realignment allocations to counties proportionally to recapture these savings for the state. These realignment reductions are expected to be ongoing and are reflected in fiscal year 2014-15 and 2015-16 budgeted amounts. A reconciliation of county costs is scheduled to take place starting January 2017.

In fiscal year 2013-14, General Fund 1991 realignment revenue was \$166 million, a decrease of \$9 million (5%) from FY 2012-13 as a result of a \$14 million (10%) reduction in sales tax distributions offset by an increase of \$5 million (18%) in VLF distributions. The decrease is primarily a result of reduced realignment funding from the AB 85 realignment ‘clawback’ offset by underlying growth in sales tax and VLF receipts. The realignment ‘clawback’ is budgeted to remain at the same level during fiscal year 2014-15 and fiscal year 2015-16 with budgeted realignment revenue of \$163 million and \$169 million, respectively.

2011 Health and Human Services Realignment. Beginning in FY 2011-12, counties received revenue allocations to pay for behavioral health and protective services programs formerly provided by the State. In fiscal year 2014-15 this revenue is budgeted at \$97 million, a \$7 million (8%) increase from fiscal year 2013-14. This increase includes anticipated growth of \$3 million in child welfare services subaccount funding and \$1 million of CalWORKs Maintenance of Effort (MOE) funding received by the Human Services Agency, and a \$2 million funding increase in community mental health service and \$1 million in state alcohol funds received by Department of Public Health. In fiscal year 2015-16 this revenue is budgeted at \$99 million, which is primarily comprised of an increase of \$2 million from the FY 2014-15 budget in the child protective services subaccount.

Public Safety Realignment. Public Safety Realignment (AB 109), enacted in early 2011, transfers responsibility for supervising certain kinds of felony offenders and state prison parolees from state prisons and parole agents to county jails and probation officers. This revenue is budgeted at \$32 million in fiscal year 2014-15, a \$2 million (5%) decrease from fiscal year 2013-14. This decrease resulted from projected reductions in both base amounts and growth amounts as the State budget reflects a temporary drop in funding to support implementation of AB109. The fiscal year 2015-16 budget assumes a \$4 million (14%) increase from fiscal year 2014-15.

Public Safety Sales Tax

State Proposition 172, passed by California voters in November 1993, provided for the continuation of a one-half percent sales tax for public safety expenditures. This revenue is a function of the City's proportionate share of statewide sales activity. Revenue from this source for fiscal year 2013-14 was \$87 million, an increase of \$4 million (5%) from fiscal year 2012-13 revenues. This revenue is budgeted at \$91 million in fiscal year 2014-15 and \$95 million in fiscal year 2015-16, representing annual growth of \$5 million (5%) and \$4 million (4%) respectively. These revenues are allocated to counties by the State separately from the local one-percent sales tax discussed above, and are used to fund police and fire services. Disbursements are made to counties based on the county ratio, which is the county's percent share of total statewide sales taxes in the most recent calendar year. The county ratio for San Francisco in fiscal year 2013-14 is 3% and is expected to remain at that level in fiscal year 2014-15 and fiscal year 2015-16.

Other Intergovernmental Grants and Subventions

In addition to those categories listed above, \$476 million is budgeted in fiscal year 2014-15 from grants and subventions from State and federal governments to fund public health, social services, and other programs in the General Fund. This represents a \$53 million (12%) increase from fiscal year 2013-14. The fiscal year 2015-16 budget is \$481 million, an increase of \$4 million (1%) from fiscal year 2014-15 Original Budget.

Charges for Services

Revenue from charges for services in the General Fund in fiscal year 2013-14 was \$172 million, an increase of \$19 million (13%) from fiscal year 2012-13 revenue. Charges for services revenue is budgeted at \$201 million in fiscal year 2014-15 and \$190 million in fiscal year 2015-16, representing growth of \$29 million (17%) and a reduction of \$10 million (5%) respectively from prior year.

Fiscal year 2014-15 growth reflects the following one-time revenues; (1) \$17 million in Public Health from a reallocation of Healthy San Francisco to the General Fund from San Francisco General Hospital; (2) \$7 million in Planning Department revenue, primarily from a one-time reduction in permit application backlogs and the expected increase in construction permit fees; (3) \$5 million in additional Fire Department revenue, including \$4 million in additional revenue from charges for providing services to the Presidio, which had previously been budgeted as an expenditure recovery, \$3 million in additional prior-year Ground Emergency Medical Transit (GEMT) revenue, and a \$1 million increase in plan check and inspection fees. These increases are offset by a \$4 million ongoing reduction in expected ambulance fees; and (4) \$5 million in Recreation and Park revenue, primarily from one-time events and including \$2 million from the disposition of assets from Candlestick Park. Fiscal year 2015-16 reduction reflects the following changes; (1) \$2 million less in Recreation and Park revenue, primarily due to the elimination of one-time revenue gains expected in FY 2014-15 from Candlestick Park; (2) \$2 million less in Planning Department revenue due to the elimination of one-time revenue gains from the FY 2014-15 backlog reduction; and (3) \$6 million less in Fire Department revenue due to the elimination of prior-year GEMT revenue in the form of ambulance fees.

CITY GENERAL FUND PROGRAMS AND EXPENDITURES

Unique among California cities, San Francisco as a charter city and county must provide the services of both a city and a county. Public services include police, fire and public safety; public health, mental health and other social services; courts, jails, and juvenile justice; public works, streets, and transportation, including port and airport; construction and maintenance of all public buildings and facilities; water, sewer, and power services; parks and recreation; libraries and cultural facilities and events; zoning and planning, and many others. Employment costs are relatively fixed by labor and retirement agreements, and account for approximately 50% of all City expenditures. In addition, the Charter imposes certain baselines, mandates, and property tax set-asides, which dictate expenditure or service levels for certain programs, and allocate specific revenues or specific proportions thereof to other programs, including MTA, children's services and public education, and libraries. Budgeted baseline and mandated funding is \$706 million in fiscal year 2014-15 and \$725 million in fiscal year 2015-16.

General Fund Expenditures by Major Service Area

San Francisco is a consolidated city and county, and budgets General Fund expenditures for both city and county functions in seven major service areas described in table A-13:

TABLE A-13

CITY AND COUNTY OF SAN FRANCISCO
Expenditures by Major Service Area
Fiscal Years 2011-12 through 2015-16
 (000s)

Major Service Areas	FY 2011-12 Original Budget	FY 2012-13 Original Budget	FY 2013-14 Original Budget	FY 2014-15 Original Budget	FY 2015-16 Original Budget
Public Protection	\$998,237	\$1,058,689	\$1,130,932	\$1,173,977	\$1,190,234
Human Welfare & Neighborhood Development	672,834	670,375	700,254	799,355	814,586
Community Health	575,446	609,892	701,978	736,916	733,506
General Administration & Finance	199,011	197,994	244,591	293,107	293,686
Culture & Recreation	100,740	111,066	119,579	126,932	121,579
General City Responsibilities	110,725	145,560	137,025	158,180	146,460
Public Works, Transportation & Commerce	51,588	67,529	80,797	127,973	129,991
Total*	\$2,708,581	\$2,861,106	\$3,115,155	\$3,416,440	\$3,430,042

*Total may not add due to rounding

Source: Office of the Controller, City and County of San Francisco.

Public Protection primarily includes the Police Department, the Fire Department, and the Sheriff's Office. These departments are budgeted to receive \$411 million, \$222 million and \$150 million of General Fund support respectively in fiscal year 2014-15 and \$416 million, \$223 million, and \$153 million respectively in fiscal year 2015-16. Within Human Welfare & Neighborhood Development, the Department of Human Services, which includes aid assistance and aid payments and City grant programs, is budgeted to receive \$234 million of General Fund support in the fiscal year 2014-15 and \$238 million in fiscal year 2015-16.

The Public Health Department is budgeted to receive \$614 million in General Fund support for public health programs and the operation of San Francisco General Hospital and Laguna Honda Hospital in fiscal year 2014-15 and \$636 million in fiscal year 2015-16.

For budgetary purposes, enterprise funds are characterized as either self-supported funds or General Fund-supported funds. General Fund-supported funds include the Convention Facility Fund, the Cultural and Recreation Film Fund the Gas Tax Fund, the Golf Fund, the Grants Fund, the General Hospital Fund, and the Laguna Honda Hospital Fund. The MTA is classified as a self-supported fund, although it receives an annual general fund transfer equal to 80% of general fund parking tax receipts pursuant to the Charter. This transfer is budgeted to be \$68 million in FY 2014-15 and \$70 million in FY 2015-16 Original Budget.

Baselines

The Charter requires funding for baselines and other mandated funding requirements. The chart below identifies the required and budgeted levels of appropriation funding for key baselines and mandated funding requirements. Revenue-driven baselines are based on the projected aggregate City discretionary revenues, whereas expenditure-driven baselines are typically a function of total spending.

TABLE A-14

CITY AND COUNTY OF SAN FRANCISCO
Baselines & Set-Asides
Fiscal Years 2014-15 & 2015-16
(Millions)

	FY 2014-15 Required	FY 2014-15 Original	FY 2015-16 Required	FY 2015-16 Original
Municipal Transportation Agency	\$180.3	\$180.3	\$186.3	\$186.3
Parking and Traffic Commission	\$67.6	\$67.6	\$69.9	\$69.9
Children's Services	\$134.1	\$148.5	\$138.6	\$139.2
Library Preservation	\$61.6	\$61.6	\$63.7	\$63.7
Public Education Enrichment Funding				
Unified School District	\$50.7	\$50.7	\$56.8	\$56.8
First Five Commission	\$27.5	\$27.5	\$28.4	\$28.4
City Services Auditor	\$14.9	\$14.9	\$14.8	\$14.8
Human Services Homeless Care Fund	\$14.9	\$14.9	\$14.8	\$14.8
<u>Property Tax Related Set-Asides</u>				
Municipal Symphony	\$2.3	\$2.3	\$2.4	\$2.4
Children's Fund Set-Aside	\$51.6	\$51.6	\$58.7	\$58.7
Library Preservation Set-Aside	\$43.0	\$43.0	\$45.3	\$45.3
Open Space Set-Aside	\$43.0	\$43.0	\$45.3	\$45.3
<u>Staffing and Service-Driven</u>				
Police Minimum Staffing		Requirement likely not met		Requirement likely not met
Fire Neighborhood Firehouse Funding		Requirement met		Requirement met
Treatment on Demand		Requirement likely met		Requirement likely met
Total Baseline Spending	\$691.45	\$705.83	\$724.88	\$725.49

Source: Office of the Controller, City and County of San Francisco.

With respect to Police Department staffing, the Charter mandates a police staffing baseline of not less than 1,971 full-duty officers. The Charter-mandated baseline staffing level may be reduced in cases where civilian hires result in the return of a full-duty officer to active police work. The Charter also provides that the Mayor and Board of Supervisors may convert a position from a sworn officer to a civilian through the budget process. With respect to the Fire Department, the Charter mandates baseline 24-hour staffing of 42 firehouses, the Arson and Fire Investigation Unit, no fewer than four ambulances, and four Rescue Captains (medical supervisors).

EMPLOYMENT COSTS; POST-RETIREMENT OBLIGATIONS

The cost of salaries and benefits for City employees represents approximately 50% of the City's expenditures, totaling \$4.3 billion in the fiscal year 2014-15 Original Budget (all-funds), and \$4.4 billion in the fiscal year 2015-16 Original Budget. Looking only at the General Fund, the combined salary and benefits budget was \$2.0 billion in the fiscal year 2014-15 and 2015-16 Original Budgets. This section discusses the organization of City workers into bargaining units, the status of employment contracts, and City expenditures on employee-related costs including salaries, wages, medical benefits, retirement benefits and the City's retirement system, and post-retirement health and medical benefits. Employees of SFUSD, SFCCD and the San Francisco Superior Court are not City employees.

Labor Relations

The City's budget for fiscal years 2014-15 and 2015-16 includes 27,669 and 29,053 budgeted City positions, respectively. City workers are represented by 37 different labor unions. The largest unions in the City are the Service Employees International Union, Local 1021 (SEIU); the International Federation of Professional and Technical Engineers, Local 21 (IFPTE); and the unions representing police, fire, deputy sheriffs and transit workers.

The wages, hours and working conditions of City employees are determined by collective bargaining pursuant to State law (the Meyers-Miliias-Brown Act, California Government Code Sections 3500-3511) and the Charter. Except for nurses and a few hundred unrepresented employees, the Charter requires that bargaining impasses be resolved through final and binding interest arbitration conducted by a panel of three arbitrators. The award of the arbitration panel is final and binding unless legally challenged. Wages, hours and working conditions of nurses are not subject to interest arbitration, but are subject to Charter-mandated economic limits. Strikes by City employees are prohibited by the Charter. Since 1976, no City employees have participated in a union-authorized strike.

The City's employee selection procedures are established and maintained through a civil service system. In general, selection procedures and other merit system issues, with the exception of discipline, are not subject to arbitration. Disciplinary actions are generally subject to grievance arbitration, with the exception of police, fire and sheriff's employees.

In May 2014, the City negotiated three-year agreements (for fiscal years 2014-15 through 2016-17) with most of its labor unions. In general, the parties agreed to: (1) annual wage increase schedules of 3% (October 11, 2014), 3.25% (October 10, 2015), and between 2.25% and 3.25% depending on inflation (July 1, 2016); and (2) some structural reforms of the City's healthcare benefit and cost-sharing structures to rebalance required premiums between the two main health plans offered by the City. These changes to health contributions build reforms agreed to by most unions during earlier negotiations.

In June 2013, the City negotiated a contract extension with the Police Officers' Association (POA), through June 30, 2018, that includes wage increases of 1% on July 1, 2015; 2% on July 1, 2016; and 2% on July 1, 2017. In addition, the union agreed to lower entry rates of pay for new hires in entry Police Officer classifications. In May 2014, the City negotiated a contract extension with the Firefighters Association through June 30, 2018, which mirrored the terms of POA agreement.

Pursuant to Charter Section 8A.104, the MTA is responsible for negotiating contracts for the transit operators and employees in service-critical bargaining units. These contracts are subject to approval by the MTA Board. In May 2014, the MTA and the union representing the transit operators (TWU, Local 250-A) agreed to a three-year contract that runs through June 30, 2017. Provisions in the contract include 14.25% in wage increases in exchange for elimination of the 7.5% employer retirement pick-up.

Table A-15 shows the membership of each operating employee bargaining unit and the date the current labor contract expires.

TABLE A-15

CITY AND COUNTY OF SAN FRANCISCO (All Funds)
Employee Organizations as of July 1, 2014

<u>Organization</u>	<u>Budgeted Positions</u>	<u>Expiration Date of MOU</u>
Automotive Machinists, Local 1414	429	June 30, 2017
Bricklayers, Local 3/Hod Carriers, Local 36	10	June 30, 2017
Building Inspectors Association	95	June 30, 2017
Carpenters, Local 22	110	June 30, 2017
Carpet, Linoleum & Soft Tile	3	June 30, 2017
CIR (Interns & Residents)	2	June 30, 2017
Cement Masons, Local 580	33	June 30, 2017
Deputy Sheriffs Association	780	June 30, 2017
District Attorney Investigators Association	41	June 30, 2017
Electrical Workers, Local 6	887	June 30, 2017
Glaziers, Local 718	10	June 30, 2017
International Alliance of Theatrical Stage Employees, Local 16	23	June 30, 2017
Ironworkers, Local 377	14	June 30, 2017
Laborers International Union, Local 261	1,027	June 30, 2017
Municipal Attorneys' Association	435	June 30, 2017
Municipal Executives Association	1,172	June 30, 2017
MEA - Police Management	6	June 30, 2018
MEA - Fire Management	9	June 30, 2018
Operating Engineers, Local 3	59	June 30, 2017
City Workers United	127	June 30, 2017
Pile Drivers, Local 34	24	June 30, 2017
Plumbers, Local 38	341	June 30, 2017
Probation Officers Association	157	June 30, 2017
Professional & Technical Engineers, Local 21	4,795	June 30, 2017
Roofers, Local 40	11	June 30, 2017
S.F. Institutional Police Officers Association	2	June 30, 2017
S.F. Firefighters, Local 798	1,737	June 30, 2018
S.F. Police Officers Association	2,502	June 30, 2018
SEIU, Local 1021	11,643	June 30, 2017
SEIU, Local 1021 Staff & Per Diem Nurses	1,616	June 30, 2016
SEIU, Local 1021 H-1 Rescue Paramedics	12	June 30, 2018
Sheet Metal Workers, Local 104	45	June 30, 2017
Sheriffs Managers and Supervisors Association	98	June 30, 2017
Stationary Engineers, Local 39	661	June 30, 2017
Supervising Probation Officers, Operating Engineers, Local 3	24	June 30, 2017
Teamsters, Local 853	162	June 30, 2017
Teamsters, Local 856 (Multi-Unit)	107	June 30, 2017
Teamsters, Local 856 (Supervising Nurses)	122	June 30, 2016
TWU, Local 200 (SEAM multi-unit & claims)	341	June 30, 2017
TWU, Local 250-A Auto Service Workers	117	June 30, 2017
TWU, Local 250-A Transit Fare Inspectors	74	June 30, 2017
TWU-250-A Miscellaneous	97	June 30, 2017
TWU-250-A Transit Operators	2,216	June 30, 2017
Union of American Physicians & Dentists	199	June 30, 2015
Unrepresented Employees	168	June 30, 2015
	32,543 ^[1]	

^[1] Budgeted positions do not include SFUSD, SFCCD, or Superior Court Personnel.

San Francisco City and County Employees' Retirement System ("SFERS" or "Retirement System")

History and Administration

SFERS is charged with administering a defined-benefit pension plan that covers substantially all City employees and certain other employees. The Retirement System was initially established by approval of City voters on November 2, 1920 and the California State Legislature on January 12, 1921 and is currently codified in the City Charter. The Charter provisions governing the Retirement System may be revised only by a Charter amendment, which requires an affirmative public vote at a duly called election.

The Retirement System is administered by the Retirement Board consisting of seven members, three appointed by the Mayor, three elected from among the members of the Retirement System, at least two of whom must be actively employed, and a member of the Board of Supervisors appointed by the President of the Board of Supervisors.

To aid in the administration of the Retirement System, the Retirement Board appoints an Executive Director and an Actuary. The Executive Director serves as chief executive officer, with responsibility extending to all divisions of the Retirement System. The Actuary's responsibilities include the production of data and a summary of plan provisions for the independent consulting actuarial firm retained by the Retirement Board to prepare an annual valuation report and other analyses as described below. The independent consulting actuarial firm is currently Cheiron, Inc., a nationally recognized firm selected by the Retirement Board pursuant to a competitive process.

In 2010, the Retirement System filed an application with the Internal Revenue Service ("IRS") for a Determination Letter. In March 2012, IRS issued a favorable Determination Letter for SFERS. Issuance of a Determination Letter constitutes a finding by the IRS that operation of the defined benefit plan in accordance with the plan provisions and documents disclosed in the application qualifies the plan for federal tax exempt status. A tax qualified plan also provides tax advantages to the City and to members of the Retirement System. The favorable Determination Letter included IRS review of all SFERS provisions, including the provisions of Proposition C approved by the City voters in November 2011.

Membership

Retirement System members include eligible employees of the City and County of San Francisco, the San Francisco Unified School District, the San Francisco Community College District, and the San Francisco Trial Courts.

The Retirement System estimates that the total active membership as of July 1, 2014 (the date of most recent valuation report) was 35,957, compared to 34,690 members a year earlier. Active membership includes 5,409 terminated vested members and 1,032 reciprocal members. Terminated vested members are former employees who have vested rights in future benefits from SFERS. Reciprocal members are individuals who have established membership in a reciprocal pension plan such as CalPERS and may be eligible to receive a reciprocal pension from the Retirement System in the future. Retirement allowances are paid to approximately 26,800 retired members and beneficiaries monthly. Benefit recipients include retired members, vested members receiving a vesting allowance, and qualified survivors.

Beginning July 1, 2008, the Retirement System had a Deferred Retirement Option Program (DROP) program for Police Plan members who were eligible and elected participation. The program "sunset" on June 30, 2011. A total of 354 eligible Police Plan members elected to participate in DROP during the three-year enrollment window. As of June 30, 2014, approximately 10 police officers are still enrolled in the program. All are expected to retire before the end of 2015.

Table A-16 displays total Retirement System participation (City and County of San Francisco, San Francisco Unified School District, San Francisco Community College District, and San Francisco Trial Courts) as of the five most recent actuarial valuation dates.

TABLE A-16

**SAN FRANCISCO CITY AND COUNTY
Employees' Retirement System
Fiscal Years 2009 - 10 through 2013 - 14**

As of 1-Jul	Active Members	Vested Members	Reciprocal Members	Total Non-retired	Retirees/ Continuants	Active to Retiree Ratio
2011	27,955	4,499	1,021	33,475	24,292	1.151
2012	28,097	4,543	1,015	33,655	25,190	1.115
2013	28,717	4,933	1,040	34,690	26,034	1.103
2014	29,516	5,409	1,032	35,957	26,852	1.099

Sources: SFERS' Actuarial Valuation reports as of July 1, 2014, July 1, 2013, July 1, 2012, July 1, 2011, and July 1, 2010.

Notes: Member counts exclude DROP participants.

Member counts are for the entire Retirement System and include non-City employees.

Funding Practices

The annual actuarial valuation of the Retirement System is a joint effort of the Retirement System and its independent consulting actuarial firm. City Charter prescribes certain actuarial methods and amortization periods to be used by the Retirement System in preparing the actuarial valuation. The Retirement Board adopts the economic and demographic assumptions used in the annual valuations. Demographic assumptions such as retirement, termination and disability rates are based upon periodic demographic studies performed by the consulting actuarial firm approximately every five years. Economic assumptions are reviewed each year by the Retirement Board after receiving an economic experience analysis from the consulting actuarial firm.

At the January 2015 Retirement Board meeting, the consulting actuarial firm recommended that the Board adopt the following economic assumptions for the July 1, 2014 actuarial valuation: long-term investment earnings assumption of 7.50%, long-term wage inflation assumption of 3.75% and long-term consumer price index assumption of 3.25%. After consideration of the analysis and recommendation, the Retirement Board voted to adopt these recommended assumptions.

Upon receipt of the consulting actuarial firm's valuation report, Retirement System staff provides a recommendation to the Retirement Board for their acceptance of the consulting actuary's valuation report. In connection with such acceptance, the Retirement Board acts to set the annual employer contribution rates required by the Retirement System as determined by the consulting actuarial firm and approved by the Retirement Board. This process is mandated by the City Charter.

Pursuant to the City Charter, the consulting actuarial firm and the Retirement Board set the actuarially required employer contribution rate using three related calculations:

First, the normal cost is established for the Retirement System. The normal cost of the Retirement System represents the portion of the actuarial present value of benefits that SFERS will be expected to fund that is attributable to a current year's employment. The Retirement System uses the entry age normal cost method, which is an actuarial method of calculating the anticipated cost of pension liabilities, designed to fund promised benefits over the working careers of the Retirement System members.

Second, the contribution calculation takes account of the amortization of a portion of the amount by which the actuarial accrued liability of the Retirement System exceeds the actuarial value of Retirement System assets, such amount being known as an "unfunded actuarial accrued liability" or "UAAL."

The UAAL can be thought of as a snapshot of the funding of benefits as of the valuation date. There are a number of assumptions and calculation methods that bear on each side of this asset-liability comparison. On the asset side, the actuarial value of Retirement System assets is calculated using a five-year smoothing technique, so that gains or losses in asset value are recognized over that longer period rather than in the immediate time period such gain or

loss is identified. On the liability side, assumptions must be made regarding future costs of pension benefits in addition to demographic assumptions regarding the Retirement System members including rates of disability, retirement, and death. When the actual experience of the Retirement System differs from the expected experience, the impacts on UAAL are called actuarial gains or losses. Under the Retirement Board's updated Actuarial Funding Methods Policy any such gain or loss is amortized over a closed 20-year period. Similarly, if the estimated liabilities change due to an update in any of the assumptions, the impact on UAAL is also amortized over a closed 20-year period. Prior to the updated Policy which became effective with the July 1, 2014 actuarial valuation, the amortization period for gains, losses, and assumption changes was 15 years at the valuation date.

Third, supplemental costs associated with the various SFERS benefit plans are amortized. Supplemental costs are additional costs resulting from the past service component of SFERS benefit increases. In other words, when the Charter is amended to increase benefits to some or all beneficiaries of the Retirement System, the Retirement System's liability is correspondingly increased in proportion to the amount of the new benefit associated with service time already accrued by the then-current beneficiaries. These supplemental costs are required to be amortized over no more than 20 years according to the Charter. The Board has adopted a 15-year closed period for changes to active member benefits and a 5-year closed period for changes to inactive or retired members effective for all changes on or after July 1, 2014. The prior Board Policy specified closed 20-year periods for all benefit changes.

The consulting actuarial firm combines the three calculations described above to arrive at a total contribution requirement for funding the Retirement System in the next fiscal year. This total contribution amount is satisfied from a combination of employer and employee contributions. Employee contribution rates are mandated by the Charter. Sources of payment of employee contributions (i.e. City or employee) may be the subject of collective bargaining agreements with each union or bargaining unit. The employer contribution rate is established by Retirement Board action each year and is expressed as a percentage of salary applied to all wages covered under the Retirement System.

Prospective purchasers of the City's bonds should carefully review and assess the assumptions regarding the performance of the Retirement System. There is a risk that actual results will differ significantly from assumptions. In addition, prospective purchasers of the City's bonds are cautioned that the information and assumptions speak only as of the respective dates contained in the underlying source documents, and are therefore subject to change.

Recent Voter Approved Changes to the Retirement Plan

The levels of SFERS plan benefits are established under the Charter and approved directly by the voters, rather than through the collective bargaining process. Changes to retirement benefits require a voter-approved Charter amendment.

In August 2012, Governor Brown signed the Public Employee Pension Reform Act of 2012 ("PEPRA"). Current plan provisions of SFERS are not subject to PEPRA although future amendments may be subject to these reforms.

Recent changes to SFERS plan benefits have been intended to reduce pension costs associated with future City employees. For example, in November 2011, the voters of San Francisco approved Proposition C which provided the following:

- a) New SFERS benefit plans for Miscellaneous and Safety employees commencing employment on or after January 7, 2012, which raise the minimum service retirement age for Miscellaneous members from 50 to 53; limit covered compensation to 85% of the IRC §401(a)(17) limits for Miscellaneous members and 75% of the IRC §401(a)(17) limits for Safety members; calculate final compensation using highest three-year average compensation; and decrease vesting allowances for Miscellaneous members by lowering the City's funding for a portion of the vesting allowance from 100% to 50%;
- b) Employees commencing employment on or after January 7, 2012 otherwise eligible for membership in CalPERS may become members of SFERS;
- c) Cost-sharing provisions which increase or decrease employee contributions to SFERS on and after July 1, 2012 for certain SFERS members based on the employer contribution rate set by the Retirement Board for that year. For example, Miscellaneous employees who earn between \$50,000 and \$100,000 per year pay a fluctuating contribution rate in the range of +4% to -4% of the Charter-mandated employee contribution

rate, while Miscellaneous employees who earn \$100,000 or more per year pay a fluctuating contribution rate in the range of +5% to -5% of the Charter-mandated employee contribution rate. Similar fluctuating employee contributions are also required from Safety employees; and

- d) Effective July 1, 2012, no Supplemental COLA will be paid unless SFERS is fully funded on a market value of assets basis and, for employees hired on or after January 7, 2012, Supplemental COLA benefits will not be permanent adjustments to retirement benefits - in any year when a Supplemental COLA is not paid, all previously paid Supplemental COLAs will expire. A retiree organization has brought a legal action against the requirement to be fully funded in order to pay the Supplemental COLA. In that case, *Protect our Benefits (POB) v. City of San Francisco* (1st DCA Case No. A140095), the Court of Appeals held that changes to the Supplemental COLA adopted by the voters in November 2011 under Proposition C could not be applied to current City and County employees and those who retired after November 1996 when the Supplemental COLA provisions were originally adopted, but could be applied to SFERS members who retired before November 1996. The decision is not final and both sides can appeal. If the Appellate ruling becomes the final judgment, it is estimated that the actuarial liabilities of the Plan will increase approximately 1.8% for back payment of the Supplemental COLAs payable for 2013 and 2014.

The impact of Proposition C is incorporated in the actuarial valuations beginning with the July 1, 2012 Actuarial Valuation report.

Since 2009, the voters of San Francisco have approved one other retirement plan amendment:

- Proposition D enacted in June 2010, which enacted new SFERS retirement plans for Miscellaneous and Safety employees commencing on or after July 1, 2010, which changed average final compensation used in the benefit formula from highest one-year average compensation to highest two-year average compensation, increased the employee contribution rate for City safety and CalPERS members hired on or after July 1, 2010 from 7.5% of covered pay to 9.0%, and provides that, in years when the City's required contribution to SFERS is less than the employer normal cost as described above, the amount saved would be deposited into the Retiree Health Care Trust Fund.

SFERS Recent Funding Performance and City Employer Contribution History

Fiscal year 2012-13 total City employer contributions to the Retirement System were \$423.3 million which included \$183.4 million from the general fund. Fiscal year 2013-14 total City employer contributions were \$507.6 million which included \$228 million from the general fund. For fiscal year 2014-15, total City employer contributions to the Retirement System are budgeted at \$571.2 million which includes \$255.1 million from the General Fund. These budgeted amounts are based upon the fiscal year 2014-15 employer contribution rate of 26.76% (estimated to be 22.4% after taking into account the 2011 Proposition C cost-sharing provisions). The fiscal year 2015-16 employer contribution rate is 22.80% per the July 1, 2014 actuarial valuation report. The decline in employer contribution rate from 26.76% to 22.80% results from 1) overall investment gains in the last five fiscal years between July 1, 2009 and June 30, 2014, and 2) large investment losses from the 2008-09 fiscal year being fully reflected in the actuarial value of assets after a five-year smoothing period.

Table A-17 shows total Retirement System assets, liabilities, and percent funded for the last five actuarial valuations as well as contributions for the fiscal years 2009-10 through 2013-14. Information is shown for all employers in the Retirement System (City and County of San Francisco, San Francisco Unified School District, San Francisco Community College District, and San Francisco Trial Courts). "Market Value of Assets" reflects the fair market value of assets held in trust for payment of pension benefits. "Actuarial Value of Assets" refers to the value of assets held in trust adjusted according to the Retirement System's actuarial methods as summarized above. "Pension Benefit Obligation" reflects the actuarial accrued liability of the Retirement System. The "Market Percent Funded" column is determined by dividing the market value of assets by the Pension Benefit Obligation. The "Actuarial Percent Funded" column is determined by dividing the actuarial value of assets by the Pension Benefit Obligation. "Employee and Employer Contributions" reflects the total of mandated employee contributions and employer Actuarial Retirement Contributions received by the Retirement System in the fiscal year ended June 30th prior to the July 1st valuation date.

TABLE A-17

**SAN FRANCISCO CITY AND COUNTY
Employees' Retirement System (in \$000s)
Fiscal Years 2009-10 through 2013-14**

As of 1-Jul	Market Value of Assets	Actuarial Value of Assets	Pension Benefit Obligation	Market Percent Funded	Actuarial Percent Funded	Employee & Employer Contribution	Employer Contribution Rates ^[1]
2010	\$13,136,786	\$16,069,100	\$17,643,400	74.5%	91.1%	\$413,562	9.49%
2011	15,598,839	16,313,100	18,598,700	83.9	87.7	490,578	13.56%
2012	15,293,700	16,027,700	19,393,900	78.9	82.6	608,957	18.09%
2013	17,011,500	16,303,400	20,224,800	84.1	80.6	701,596	20.71%
2014	19,920,600	18,012,100	21,122,600	94.3	85.3	821,902	24.82%

^[1] Employer contribution rates for fiscal years 2014-15 and 2015-16 are 26.76% and 22.80%, respectively.

Sources: SFERS' audited financial statements and supplemental schedules June 30, 2013, 2012, 2011, 2010, and 2009.
SFERS' actuarial valuation report as of July 1, 2013, July 1, 2012, July 1, 2011, July 1, 2010, and July 1, 2009.

Table A-17 shows that the Actuarial Percent Funded ratio increased from 80.6% to 85.3%. In general, this indicates that for every dollar of benefits promised, the Retirement System has approximately \$0.85 of assets available for payment based on the actuarial value of assets as of July 1, 2014. The Market Percent Funded ratio increased from 84.1% to 94.3% and is now higher than the Actuarial Percent Funded ratio which does not yet fully reflect all asset gains from the last five fiscal years.

Asset Management and Actuarial Valuation

The assets of the Retirement System, (the "Fund") are invested in a broadly diversified manner across the institutional global capital markets. In addition to U.S. equities and fixed income securities, the Fund holds international equities, global sovereign and corporate debt, global public and private real estate and an array of alternative investments including private equity and venture capital limited partnerships. See page 70 of the CAFR, attached as Appendix B to this Official Statement, for a breakdown of the asset allocation as of June 30, 2014. The Fund did not hold hedge funds as of June 30, 2014. The Board approved a 5% allocation to hedge funds at its January 2015 meeting. The investments, their allocation, transactions and proxy votes are regularly reviewed by the Retirement Board and monitored by an internal staff of investment professionals who in turn are advised by external consultants who are specialists in the areas of investments detailed above. A description of the Retirement System's investment policy, a description of asset allocation targets and current investments, and the Annual Report of the Retirement System are available upon request from the Retirement System by writing to the San Francisco Retirement System, 1145 Market Street, 5th Floor, San Francisco, California 94103, or by calling (415) 487-7020. Certain documents are available at the Retirement System website at www.mysfers.org. These documents are not incorporated herein by reference.

The actuarial accrued liability of the Retirement System (the Pension Benefit Obligation) is measured annually by an independent consulting actuary in accordance with Actuarial Standards of Practice. In addition, an actuarial audit is conducted every five years in accordance with Retirement Board policy.

Recent Changes in the Economic Environment and the Impact on the Retirement System

As of June 30, 2014, the audited market value of Retirement System assets was \$19.9 billion. This value represents, as of the date specified, the estimated value of the Retirement System's portfolio if it were liquidated on that date. The Retirement System cannot be certain of the value of certain of its portfolio assets and, accordingly, the market value of the portfolio could be more or less. Moreover, appraisals for classes of assets that are not publicly traded are based on estimates which typically lag changes in actual market value by three to six months. Representations of market valuations are audited at each fiscal year end as part of the annual audit of the Retirement System's financial statements.

The Retirement System investment portfolio is structured for long-term performance. The Retirement System continually reviews investment and asset allocation policies as part of its regular operations and continues to rely on an investment policy which is consistent with the principles of diversification and the search for long-term value. Market fluctuations are an expected investment risk for any long-term strategy. Significant market fluctuations are expected to have significant impact on the value of the Retirement System investment portfolio.

A decline in the value of SFERS Trust assets over time, without a commensurate decline in the pension liabilities, will result in an increase in the contribution rate for the City. No assurance can be provided by the City that contribution rates will not increase in the future, and that the impact of such increases will not have a material impact on City finances.

Other Employee Retirement Benefits

As noted above, various City employees are members of CalPERS, an agent multiple-employer public employee defined benefit plan for safety members and a cost-sharing multiple-employer plan for miscellaneous members. The City makes certain payments to CalPERS in respect of such members, at rates determined by the CalPERS board. Such payment from the General Fund equaled \$19.2 million in fiscal year 2012-13 and \$20.0 million in fiscal year 2013-14. For fiscal year 2014-15, the City prepaid its annual CalPERS obligation at a level of \$25.2 million. Further discussion of the City's CalPERS plan obligations are summarized in Note 9 to the City's CAFR, as of June 30, 2014, attached to this Official Statement as Appendix B. A discussion of other post-employment benefits, including retiree medical benefits, is provided below under "Medical Benefits – *Post-Employment Health Care Benefits and GASB 45.*"

Medical Benefits

Administration through Health Service System; Audited System Financial Statements

Medical benefits for eligible active City employees and eligible dependents, for retired City employees and eligible dependents, and for surviving spouses and domestic partners of covered City employees (the "City Beneficiaries") are administered by the City's Health Service System (the "Health Service System" or "HSS") pursuant to City Charter Sections 12.200 *et seq.* and A8.420 *et seq.* Pursuant to such Charter Sections, the Health Service System also administers medical benefits to active and retired employees of San Francisco Unified School District (SFUSD), San Francisco Community College District (SFCCD), and the San Francisco Superior Court (collectively the "System's Other Beneficiaries"). However, the City is not required to fund medical benefits for the System's Other Beneficiaries and therefore this section focuses on the funding by the City of medical and dental benefits for City Beneficiaries. The Health Service System is overseen by the City's Health Service Board (the "Health Service Board"). The seven member Health Service Board is composed of members including a seated member of the City's Board of Supervisors, appointed by the Board President; an individual who regularly consults in the health care field, appointed by the Mayor; a doctor of medicine, appointed by the Mayor; a member nominated by the Controller and approved by the Health Service Board, and three members of the Health Service System, active or retired, elected from among their members. The plans (the "HSS Medical Plans") for providing medical care to the City Beneficiaries and the System's Other Beneficiaries (collectively, the "HSS Beneficiaries") are determined annually by the Health Service Board and approved by the Board of Supervisors pursuant to Charter Section A8.422.

The Health Service System oversees a trust fund (the "Health Service Trust Fund") established pursuant to Charter Sections 12.203 and A8.428 through which medical benefits for the HSS Beneficiaries are funded. The Health Service System issues annually a publicly available, independently audited financial report that includes financial statements for the Health Service Trust Fund. This report may be obtained on the HSS website, or by writing to the San Francisco Health Service System, 1145 Market Street, Third Floor, San Francisco, California 94103, or by calling (415) 554-1727. Audited annual financial statements for several years are also posted on the HSS website. The information available on such website is not incorporated in this Official Statement by reference.

As presently structured under the City Charter, the Health Service Trust Fund is not a fund through which assets are accumulated to finance post-employment healthcare benefits (an "OPEB trust fund"). Thus, the Health Service Trust

Fund is not currently affected by Governmental Accounting Standards Board ("GASB") Statement Number 45, *Financial Reporting for Postemployment Benefit Plans Other Than Pensions* ("GASB 45"), which applies to OPEB trust funds.

Determination of Employer and Employee Contributions for Medical Benefits

According to the City Charter Section A8.428, the City's contribution towards HSS Medical Plans is determined by the results of a survey annually of the amount of premium contributions provided by the 10 most populous counties in California (other than the City). The survey is commonly called the 10-County Average Survey (Average) and used to determine "the average contribution made by each such County toward the providing of health care plans, exclusive of dental or optical care, for each employee of such County." Under City Charter Section A8.428, the City is required to contribute to the Health Service Trust Fund an amount equal to such "average contribution" for each City Beneficiary.

In the June 2014 collective bargaining the Average was eliminated in the calculation of premiums for Active employees represented by most unions, in exchanged for a percentage based employee premium contribution. The long term impact of the premium contribution model is anticipated to be a reduction in the relative proportion of the projected increases in the City's contributions for Healthcare, stabilization of the medical plan membership and maintenance of competition among plans. The contribution amounts are paid by the City into the Health Service Trust Fund. The Average is still used as a basis for calculating all retiree premiums. To the extent annual medical premiums exceed the contributions made by the City as required by the Charter and union agreements, such excess must be paid by HSS Beneficiaries or, if elected by the Health Service Board, from net assets also held in the Health Service Trust Fund. Medical benefits for City Beneficiaries who are retired or otherwise not employed by the City (e.g., surviving spouses and surviving domestic partners of City retirees) ("Nonemployee City Beneficiaries") are funded through contributions from such Nonemployee City Beneficiaries and the City as determined pursuant to Charter Section A8.428. The Health Service System medical benefit eligibility requirements for Nonemployee City Beneficiaries are described below under "*Post-Employment Health Care Benefits and GASB 45.*"

Contributions relating to Nonemployee City Beneficiaries are also based on the negotiated methodologies found in the most of the union agreements and, when applicable, the City contribution of the "average contribution" corresponding to such Nonemployee City Beneficiaries as described in Charter Section A8.423 along with the following:

Monthly contributions from Nonemployee City Beneficiaries in amounts equal to the monthly contributions required from active employees excluding health coverage or subsidies for health coverage paid for active employees as a result of collective bargaining. However, such monthly contributions from Nonemployee City Beneficiaries covered under Medicare are reduced by an amount equal to the amount contributed monthly by such persons to Medicare.

In addition to the average contribution the City contributes additional amounts in respect of the Nonemployee City Beneficiaries sufficient to defray the difference in cost to the Health Service System in providing the same health coverage to Nonemployee City Beneficiaries as is provided for active employee City Beneficiaries, excluding health coverage or subsidies for health coverage paid for active employees as a result of collective bargaining.

After application of the calculations described above, the City contributes 50% of monthly contributions required for the first dependent.

Health Care Reform

On March 23, 2010, President Obama signed into law the Patient Protection and Affordable Care Act (Public Law 111-114), and on March 30, 2010 signed the Health Care and Education Reconciliation of 2010 (collectively, the "Health Care Reform Law"). The Health Care Reform Law is intended to extend health insurance to over 32 million uninsured Americans by 2019, and includes other significant changes with respect to the obligation to carry health insurance by individuals and the provision of health care by private and public employers, such as the City. Due to the complexity of the Health Care Reform Law it is likely that additional legislation will be considered and enacted in future years.

The Health Care Reform Law is designed to be implemented in phases from 2010 to 2018. The provisions of the Health Care Reform Law include, the expansion of Medicaid, subsidies for health insurance for certain individuals, mandates that require most Americans obtain health insurance, and incentives for employers with over 50 employees to provide health insurance for their employees or pay a fine. Many aspects of the law have yet to be clarified and will require substantial regulation or subsequent legislative action. On June 28, 2012 the U.S. Supreme Court ruled to uphold the employer mandate, the individual mandate and the state Medicaid expansion requirements.

Provisions of Health Care Reform already implemented by HSS include discontinued eligibility for non-prescription drugs reimbursement through flexible spending accounts (FSAs) in 2011, eliminated copayments for wellness visits, eliminated life-time caps on coverage, and expanded eligibility to cover member dependent children up to age 26 in 2011, eliminated copayments for women's preventative health including contraception in 2012, W-2 reporting on total healthcare premium costs, implementation of a medical loss ratio rebate on self-insured plans, issuance of a separate summary of benefits to every member and provided to every new member and providing information on State Exchanges to both employees currently on COBRA and future COBRA recipients. As of 2014 and 2015, and beyond, healthcare flexible spending accounts (FSAs) are limited to \$2,500 annually.

The change to the definition of a full time employee will be implemented 2015. The City modified health benefit eligibility to employees who are employed, on average, at least 30 hours of service per week or 130 hours in a calendar month.

The Automatic Enrollment requirement in the Health Care Reform was deferred until 2016. This requires that employers automatically enroll new full-time employees in one of the employer's health benefit plans (subject to any waiting period authorized by law). Further it is required than employees be given adequate notice and the opportunity to opt out of any coverage in which they were automatically enrolled. It is uncertain when final guidance will be issued by the Department of Labor.

As a result of the federal Health Care Reform Law there are two direct fees and one tax that have been factored into the calculation of medical premium rates and premium equivalents for the 2015 plan year. The three fees are the Federal Health Insurer Tax (HIT), Patient Centered Outcomes Research Institute (PCORI) fee, and the Transitional Reinsurance Fee. The total impact on the CCSF in 2015 is \$15.06 million.

The Federal HIT tax is a fixed-dollar amount distributed across health insurance providers for fully insured plans. The 2015 plan year premiums for Kaiser Permanente and Blue Shield of California included the impact of the HIT tax. The impact on the CCSF only in 2015 is \$11.91 million.

Beginning in 2013, the Patient Center Outcomes Research Institute (PCORI) Fee was assessed at the rate of \$2.00 per enrollee per year was assessed per year to all participants in the Self-Insured medical-only plan (approximately 8,600). The fee is charged directly to the Health Service System. In 2014 the rate was \$2.10 and is approximately \$2.22 in 2015. The 2015 impact of PCORI is \$0.20 million, HSS pays this fee directly to the Internal Revenue Service (IRS) and the fee will increase with health care inflation until it sunsets in 2019.

The Transitional Reinsurance Fee decreases from \$63/year fee on each Health Service System beneficiary for plan year 2014. The Transitional Reinsurance Fee will be \$44.00 in 2015 and the impact on CCSF only is \$2.95 million.

Local Elections:

Proposition B (2008) Changing Qualification for Retiree Health and Pension Benefits and Establishing a Retiree Health Care Trust Fund

On June 3, 2008, the San Francisco voters approved Proposition B, a charter amendment that changed the way the City and current and future employees share in funding SFERS pension and health benefits. With regard to health benefits, elected officials and employees hired on or before January 9, 2009, contribute up to 2% of pre-tax compensation toward their retiree health care and the City contributes up to 1%. The impact of Proposition B on standard retirements occurred in 2014.

Proposition C (2011) City Pension and Health Care Benefit

On November 8, 2011, the San Francisco voters approved Proposition C, a charter amendment that made additional changes to the way the City and current and future employees share in funding SFERS pension and health benefits. The Proposition limits the 50% coverage for dependents to employees who left the workforces (without retiring) prior to 2001. The Health Service System is in the process of programming eligibility changes to comply with Proposition C.

Employer Contributions for Health Service System Benefits

For fiscal year 2013-14, based on the most recent audited financial statements, the Health Service System received approximately \$644.1 million from participating employers for Health Service System benefit costs. Of this total, the City contributed approximately \$540.3 million; approximately \$160.8 million of this \$540.3 million amount was for health care benefits for approximately 27,213 retired City employees and their eligible dependents and approximately \$379.5 million was for benefits for approximately 62,206 active City employees and their eligible dependents. For Plan Year 2015, the Health Service System has budgeted to receive approximately \$644.6 million from participating employers for Health Service System benefit costs.

The 2015 aggregate plan costs for the City decreased by 2.78%. This flattening of the healthcare cost curve is due to a number of factors including lower use of healthcare during recessions, aggressive contracting by HSS that maintains competition among our vendors, implementing Accountable Care Organizations (ACO's) that reduced utilization and increased use of generic prescription rates and changing our Blue Shield plan from a fully-funded to a flex-funded product. Flex-funding allows lower premiums to be set by our actuarial consultant, AON-Hewitt, without the typical margins added by Blue Shield; however, more risk is assumed by the City and reserves are required to protect against this risk. The Health Service Board also approved the use of \$8.8 million in Health Service Trust Fund assets to decrease both the employee and employer premium costs for the Blue Shield of California (Flex-Funded). The flatten trend is anticipated to continue.

Post-Employment Health Care Benefits and GASB 45

Eligibility of former City employees for retiree health care benefits is governed by the Charter. In general, employees hired before January 10, 2009 and a spouse or dependent are potentially eligible for health benefits following retirement at age 50 and completion of five years of City service. Proposition B, passed by San Francisco voters on June 3, 2008, tightened post-retirement health benefit eligibility rules for employees hired on or after January 10, 2009, and generally requires payments by the City and these employees equal to three percent of salary into a new retiree health trust fund.

Proposition A, passed by San Francisco voters on November 5, 2013 restricted the City's ability to withdraw funds from the retiree health trust fund. The restrictions allow payments from the fund only when two of the three following conditions are met:

- The City's account balance in any fiscal year is fully funded. The account is fully funded when it is large enough to pay then-projected retiree health care costs as they come due; and,
- The City's retiree health care costs exceed 10% of the City's total payroll costs in a fiscal year. The Controller, Mayor, Trust Board, and a majority of the Board of Supervisors must agree to allow payments from the Fund for that year. These payments can only cover retiree health care costs that exceed 10% of the City's total payroll cost. The payments are limited to no more than 10% of the City's account; or,
- The Controller, Mayor, Trust Board, and two-thirds of the Board of Supervisors approve changes to these limits.

GASB 45 Reporting Requirements. The City was required to begin reporting the liability and related information for unfunded post-retirement medical and other benefits ("OPEBs") in the City's financial statements for the fiscal year ending June 30, 2008. This reporting requirement is defined under Governmental Accounting Standards Board Statement 45 ("GASB 45"). GASB 45 does not require that the affected government agencies, including the City, actually fund any portion of this post-retirement health benefit liability – rather, GASB 45 requires government agencies to determine on an actuarial basis the amount of its total OPEB liability and the annual contributions

estimated to fund such liability over 30 years. Any underfunding in a year is recognized as a liability on the government agency's balance sheet.

City's Estimated Liability. The City is required by GASB 45 to prepare a new actuarial study of its post-retirement benefits obligation every two years. In its September 9, 2014 draft, Cheiron, Inc. estimated that the City's unfunded liability was approximately \$4.00 billion as of July 1, 2012. This estimate assumed a 4.45% return on investments and had an ARC for fiscal year 2013-14 of approximately \$341.4 million. The ARC represents a level of funding that, if paid on an ongoing basis, is projected to cover the normal cost of each year and any unfunded actuarial liabilities (or funding excesses) amortized over thirty years. The ARC was determined based on the July 1, 2012 actuarial valuation. The covered payroll (annual payroll of active employees covered by the plan) was \$2.5 billion and the ratio of the unfunded actuarial accrued liability to the covered payroll was 162.0%.

The difference between the estimated ARC and the amount expended on post-retirement medical benefits in any year is the amount by which the City's overall liability for such benefits increases in that year. The City's most recent CAFR estimated that the 2013-14 annual OPEB cost was \$353.2 million, of which the City funded \$166.6million which caused, among other factors, the City's long-term liability to increase by \$186.6 million (as shown on the City's balance sheet and below). The annual OPEB cost consists of the ARC, one year of interest on the net OPEB obligation, and recognition of one year of amortization of the net OPEB obligation. While GASB 45 does not require funding of the annual OPEB cost, any differences between the amount funded in a year and the annual OPEB cost are recorded as increases or decreases in the net OPEB obligation. See Note 9(c) and (d) to the City's CAFR, as of June 30, 2014, included as Appendix B to this Official Statement. Four-year trend information is displayed in Table A-18 (dollars in thousands):

TABLE A-18

CITY AND COUNTY OF SAN FRANCISCO
Five-year Trend
(000s)

Fiscal Year Ended	Annual OPEB	Percentage of Annual OPEB Cost Funded	Net OPEB Obligation
6/30/2010	\$374,214	33.9%	\$852,782
6/30/2011	392,151	37.2%	1,099,177
6/30/2012	405,850	38.5%	1,348,883
6/30/2013	418,539	38.3%	1,607,130
6/30/2014	353,251	47.2%	1,793,753

The September 2014 draft Cheiron Report estimates that the total long-term actuarial liability will reach \$5.7 billion by 2030. The calculations in the Cheiron Report are sensitive to a number of critical assumptions, including, but not limited to, the projected rate of increase in health plan costs.

Actuarial projections of the City's OPEB liability will be affected by Proposition B as well as by changes in the other factors affecting that calculation. For example, the City's actuarial analysis shows that by 2031, Proposition B's three-percent of salary funding requirement will be sufficient to cover the cost of retiree health benefits for employees hired after January 10, 2009. See "Retirement System – Recent Voter Approved Changes to the Retirement Plan" above. As of June 30, 2014, the fund balance in the Retiree Health Care Trust Fund established by Proposition B was \$49.0 million. Future projections of the City's GASB 45 liability will be lowered by the HSS implementation of the Employer Group Waiver Plan (EGWP) prescription benefit program for City Plan retirees. See "– Local Elections: Proposition C (2011)."

Total City Employee Benefits Costs

The City budgets to pay its ARC for pension and has established a Retiree Health Care Trust Fund into which both the City and employees are required to contribute funds as retiree health care benefits are earned. Currently, these Trust deposits are only required on behalf of employees hired after 2009, and are therefore limited, but will grow as

the workforce retires and this requirement is extended to all employees in 2016. Proposition A, passed by San Francisco voters on November 5, 2013 restricted the City's ability to make withdrawals from the Retiree Health Care Trust Fund.

The balance in the Retiree Health Care Trust Fund as of June 30, 2014 is approximately \$49 million. The City will continue to monitor and update its actuarial valuations of liability as required under GASB 45. Table A-19 provides a five-year history for all health benefits costs paid including pension, health, dental and other miscellaneous benefits. For all fiscal years shown, a "pay-as-you-go" approach was used by the City for health care benefits.

Table A-19 below provides a summary of the City's employee benefit actual and budgeted costs from fiscal years 2011-12 to fiscal year 2015-16.

TABLE A-19

CITY AND COUNTY OF SAN FRANCISCO
Employee Benefit Costs, All Funds
Fiscal Years 2011-12 through 2015-16
(000s)

	FY 2011-12	FY 2012-13	FY 2013-14	FY 2014-15	FY 2015-16
	Actual	Actual	Actual	Budget	Budget
SFERS and PERS Retirement Contributions	\$428,263	\$452,325	\$535,309	\$590,013	\$541,989
Social Security & Medicare	147,682	156,322	160,288	174,497	182,525
Health - Medical + Dental, active employees ¹	363,344	370,346	369,428	380,501	393,772
Health - Retiree Medical ¹	151,301	155,885	161,859	165,779	169,381
Other Benefits ²	21,766	16,665	16,106	20,775	21,506
Total Benefit Costs	\$1,112,355	\$1,151,543	\$1,242,990	\$1,331,565	\$1,309,172

FY 2008-09 through FY 2013-14 figures are audited actuals. FY 2014-15 and 2015-16 figures are original budget.

¹ Does not include Health Service System administrative costs. Does include flexible benefits that may be used for health insurance.

² "Other Benefits" includes unemployment insurance premiums, life insurance, and other miscellaneous employee benefits.

Source: Office of the Controller, City and County of San Francisco.

INVESTMENT OF CITY FUNDS

Investment Pool

The Treasurer of the City and County of San Francisco (the "Treasurer") is authorized by Charter Section 6.106 to invest funds available under California Government Code Title 5, Division 2, Part 1, Chapter 4. In addition to the funds of the City, the funds of various City departments and local agencies located within the boundaries of the City, including the school and community college districts, airport and public hospitals, are deposited into the City and County's Pooled Investment Fund (the "Pool"). The funds are commingled for investment purposes.

Investment Policy

The management of the Pool is governed by the Investment Policy administered by the Office of the Treasurer and Tax Collector in accordance with California Government Code Sections 27000, 53601, 53635, et. al. In order of priority, the objectives of this Investment Policy are safety, liquidity, and return on investments. Safety of principal is the foremost objective of the investment program. The investment portfolio maintains sufficient liquidity to meet all expected expenditures for at least the next six months. The Office of the Treasurer and Tax Collector also attempts to generate a market rate of return, without undue compromise of the first two objectives.

The Investment Policy is reviewed and monitored annually by a Treasury Oversight Committee established by the Board of Supervisors. The Treasury Oversight Committee meets quarterly and is comprised of members drawn from (a) the Treasurer; (b) the Controller; (c) a representative appointed by the Board of Supervisors; (d) the County Superintendent of Schools or his/her designee; (e) the Chancellor of the Community College District or his/her designee; and (f) Members of the general public. See "APPENDIX – City and County of San Francisco Office of

the Treasurer – Investment Policy" for a complete copy of the Treasurer's Investment Policy, dated October 2014. The Investment Policy is also posted at the Treasurer's website. The information available on such website is not incorporated herein by reference.

Investment Portfolio

As of February 28, 2015, the City's surplus investment fund consisted of the investments classified in Table A-20, and had the investment maturity distribution presented in Table A-21.

TABLE A-20

City and County of San Francisco			
Investment Portfolio			
Pooled Funds			
As of February 28, 2015			
<u>Type of Investment</u>	<u>Par Value</u>	<u>Book Value</u>	<u>Market Value</u>
U.S. Treasuries	\$ 585,000,000	\$ 585,066,602	\$ 588,151,550
Federal Agencies	4,690,587,000	4,694,542,429	4,698,647,491
State and Local Obligations	169,110,000	171,100,019	169,738,571
Public Time Deposits	240,000	240,000	240,000
Negotiable Certificates of Deposit	455,500,000	455,486,775	455,545,317
Banker's Acceptances	-	-	-
Commercial Paper	100,000,000	99,997,472	99,997,917
Medium Term Notes	537,570,000	540,569,174	538,946,734
Money Market Funds	50,095,150	50,095,150	50,095,150
Total	\$ 6,588,102,150	\$ 6,597,097,621	\$ 6,601,362,730

February 2015 Earned Income Yield: 0.79%

Sources: Office of the Treasurer & Tax Collector, City and County of San Francisco

From Citibank-Custodial Safekeeping, SunGard Systems-Inventory Control Program.

TABLE A-21

City and County of San Francisco				
Investment Maturity Distribution				
Pooled Funds				
As of February 28, 2015				
<u>Maturity in Months</u>			<u>Par Value</u>	<u>Percentage</u>
0	to	1	\$217,114,150	3.30%
1	to	2	50,240,000	0.76%
2	to	3	115,425,000	1.75%
3	to	4	55,500,000	0.84%
4	to	5	44,665,000	0.68%
5	to	6	71,815,000	1.09%
6	to	12	847,986,000	12.87%
12	to	24	2,569,542,000	39.00%
24	to	36	1,838,940,000	27.91%
36	to	48	437,200,000	6.64%
48	to	60	339,675,000	5.16%
			\$6,588,102,150	100.00%

Weighted Average Maturity: 695 Days

Sources: Office of the Treasurer & Tax Collector, City and County of San Francisco

From Citibank-Custodial Safekeeping, SunGard Systems-Inventory Control Program.

Further Information

A report detailing the investment portfolio and investment activity, including the market value of the portfolio, is submitted to the Mayor and the Board of Supervisors monthly. The monthly reports and annual reports are available on the Treasurer's web page: www.sftreasurer.org. The monthly reports and annual reports are not incorporated by reference herein.

Additional information on the City's investments, investment policies, and risk exposure as of June 30, 2014 are described in Appendix B: "COMPREHENSIVE ANNUAL FINANCIAL REPORT OF THE CITY AND COUNTY OF SAN FRANCISCO FOR THE FISCAL YEAR ENDED JUNE 30, 2014," Notes 2(d) and 5.

CAPITAL FINANCING AND BONDS

Capital Plan

In October 2005, the Board of Supervisors adopted, and the Mayor approved, Ordinance No. 216-05, which established a new capital planning process for the City. The legislation requires that the City develop and adopt a ten-year capital expenditure plan for City-owned facilities and infrastructure. It also created the Capital Planning Committee ("CPC") and the Capital Planning Program ("CPP"). The CPC, composed of other City finance and capital project officials, makes recommendations to the Mayor and Board of Supervisors on all of the City's capital expenditures. To help inform CPC recommendations, the CPP staff, under the direction of the City Administrator, review and prioritize funding needs; project and coordinate funding sources and uses; and provide policy analysis and reports on interagency capital planning.

The City Administrator, in conjunction with the CPC, is directed to develop and submit a ten-year capital plan every other fiscal year for approval by the Board of Supervisors. The Capital Plan is a fiscally constrained long-term finance strategy that prioritizes projects based on a set of funding principles. It provides an assessment of the City's infrastructure needs over ten years, highlights investments required to meet these needs and recommends a plan of finance to fund these investments. Although the Capital Plan provides cost estimates and proposes methods to finance such costs, the document does not reflect any commitment by the Board of Supervisors to expend such amounts or to adopt any specific financing method. The Capital Plan is required to be updated and adopted biennially, along with the City's Five Year Financial Plan and the Five-Year Information & Communication Technology Plan. The CPC is also charged with reviewing the annual capital budget submission and all long-term financing proposals, and providing recommendations to the Board of Supervisors relating to the compliance of any such proposal or submission with the adopted Capital Plan.

The Capital Plan is required to be submitted to the Mayor and the Board of Supervisors by each March 1 in odd-numbered years and adopted by the Board of Supervisors and the Mayor on or before May 1 of the same year. The fiscal year 2016-2025 Capital Plan was approved by the CPC on March 2, 2015 and was adopted by the Board of Supervisors in April 2015. The Capital Plan contains \$32 billion in capital investments over the coming decade for all City departments, including \$5.1 billion in projects for General Fund-supported departments. The Capital Plan proposes \$1.66 billion for General Fund pay-as-you-go capital projects over the next ten years. The amount for General Fund pay-as-you-go capital projects is assumed to grow to over \$200 million per year by fiscal year 2025-26. Major capital projects for General Fund-supported departments included in the Capital Plan consist of upgrades to public health, police, fire and park facilities; street and right-of-way improvements; the removal of barriers to accessibility; park improvements; the replacement of the Hall of Justice; and seismic upgrades to the Veteran's Memorial Building, among other capital projects. Approximately \$1.8 billion of the capital projects of General Fund supported departments are expected to be financed with general obligation bonds and other long-term obligations. The balance is expected to be funded by federal and State funds, the General Fund, and other sources.

In addition to the City General Fund-supported capital spending, the Capital Plan recommends \$18.2 billion in enterprise fund department projects to continue major transit, economic development and public utility projects such as the Central Subway project, runway and terminal upgrades at San Francisco International Airport, Pier 70 infrastructure investments, and the Sewer System Improvement Program, among others. Approximately \$12.2 billion of enterprise fund department capital projects is financed with voter-approved revenue bonds and other long-term obligations. The balance is expected to be funded by federal and State funds, user/operator fees, General Fund, and other sources.

While significant investments are proposed in the City's adopted ten-year capital plan, identified resources remain below those necessary to maintain and enhance the City's physical infrastructure. As a result, over \$8.5 billion in capital needs are deferred from the plan's horizon. Over two-thirds of these unfunded needs are for the City's transportation and waterfront infrastructure, where core maintenance investments have lagged for decades. Mayor Edwin Lee has convened a taskforce to recommend funding mechanisms to bridge a portion of the gaps in the City's transportation needs, but it is likely that significant funding gaps will remain even assuming the identification of significant new funding sources for these needs.

Failure to make the capital improvements and repairs recommended in the Capital Plan may have the following impacts: (i) failing to meet federal, state, or local legal mandates; (ii) failing to provide for the imminent life, health, safety and security of occupants and the public; (iii) failing to prevent the loss of use of the asset; (iv) impairing the value of the City's assets; (v) increasing future repair and replacement costs; and (vi) harming the local economy.

Tax-Supported Debt Service

Under the State Constitution and the Charter, City bonds secured by *ad valorem* property taxes ("general obligation bonds") can only be authorized with a two-thirds approval of the voters. As of April 1, 2015, the City had approximately \$2.05 billion aggregate principal amount of general obligation bonds outstanding.

Table A-22 shows the annual amount of debt service payable on the City's outstanding general obligation bonds.

TABLE A-22

CITY AND COUNTY OF SAN FRANCISCO
General Obligation Bonds Debt Service
As of April 1, 2015 ^{1 2}

Fiscal Year	Principal	Interest	Annual Debt Service
2015	\$165,859,884	\$44,554,130	\$210,414,014
2016	123,173,046	86,766,286	209,939,332
2017	111,929,110	81,281,872	193,210,982
2018	108,828,225	75,766,419	184,594,644
2019	108,070,545	70,556,949	178,627,494
2020	106,636,232	65,251,012	171,887,244
2021	103,445,457	60,059,487	163,504,944
2022	108,633,401	55,282,324	163,915,725
2023	111,475,251	50,195,006	161,670,257
2024	113,201,206	44,789,781	157,990,987
2025	113,181,476	39,221,281	152,402,757
2026	107,681,279	33,662,671	141,343,950
2027	112,200,840	28,619,511	140,820,351
2028	116,384,035	23,391,846	139,775,881
2029	116,131,751	18,303,143	134,434,894
2030	111,590,095	13,269,617	124,859,712
2031	72,826,950	8,388,702	81,215,652
2032	75,415,000	5,494,800	80,909,800
2033	40,100,000	2,564,600	42,664,600
2034	14,875,000	912,250	15,787,250
2035	5,330,000	266,500	5,596,500
TOTAL ³	\$2,046,968,783	\$808,598,187	\$2,855,566,970

¹ This table does not reflect any debt other than City direct tax-supported debt, such as any assessment district indebtedness or any redevelopment agency indebtedness.

² Totals reflect rounding to nearest dollar.

³ Section 9.106 of the City Charter limits issuance of general obligation bonds of the City to 3% of the assessed value of all real and personal assessment district indebtedness or any redevelopment agency indebtedness.

Source: Office of Public Finance, City and County of San Francisco.

General Obligation Bonds

Certain general obligation bonds authorized by the City's voters as discussed below have not yet been issued. Such bonds may be issued at any time by action of the Board of Supervisors, without further approval by the voters.

In November 1992, voters approved Proposition A, which authorized the issuance of up to \$350.0 million in general obligation bonds to provide moneys to fund the City's Seismic Safety Loan Program (the "Loan Program"). The purpose of the Loan Program is to provide loans for the seismic strengthening of privately-owned unreinforced masonry buildings in San Francisco for affordable housing and market-rate residential, commercial and institutional purposes. In April 1994, the City issued \$35.0 million in taxable general obligation bonds to fund the Loan Program and in October 2002, the City redeemed all outstanding bonds remaining from such issuance. In February 2007, the Board of Supervisors approved the issuance of additional indebtedness under this authorization in an amount not to exceed \$35.0 million. Such issuance would be achieved pursuant to the terms of a Credit Agreement with Bank of America, N.A. (the "Credit Bank"), under which the Credit Bank agreed to fund one or more loans to the City from time to time as evidenced by the City's issuance to the Credit Bank of the Taxable General Obligation Bond (Seismic Safety Loan Program), Series 2007A. The funding by the Credit Bank of the loans at the City's request and the terms of repayment of such loans are governed by the terms of the Credit Agreement. Loan funds received by the City from the Credit Bank are in turn used to finance loans to Seismic Safety Loan Program borrowers. In March 2007, the City initiated an initial borrowing of \$2.0 million, and in October 2007, the City borrowed approximately \$3.8 million from the Credit Bank. In January 2008, the City borrowed approximately \$3.9 million and in November 2008, the City borrowed \$1.3 million from the Credit Bank. Further borrowings under the Credit Agreement with the Credit Bank (up to the \$35.0 million not-to-exceed amount) are expected as additional loans to Seismic Safety Loan Program borrowers are approved.

In February 2008, voters approved Proposition A, which authorized the issuance of up to \$185.0 million in general obligation bonds for the construction, reconstruction, purchase, and/or improvement of park and recreation facilities located in the City and under the jurisdiction of the Recreation and Parks Commission or under the jurisdiction of the Port Commission. The City issued the first series of bonds under Proposition A in the amount of approximately \$42.5 million in August 2008. The City issued the second series in the amount of approximately \$60.4 million in March 2010 and the third series in the amount of approximately \$73.4 million in March 2012.

In June 2010, voters approved Proposition B, which authorized the issuance of up to \$412.3 million in general obligation bonds to provide funds to finance the construction, acquisition, improvement, and retrofitting of neighborhood fire and police stations, the auxiliary water supply system, a public safety building, and other critical infrastructure and facilities for earthquake safety and related costs. The City issued the first series of bonds under Proposition B in the amount of \$79.5 million in December 2010 and the second series of bonds in the amount of \$183.3 million in March 2012. The City issued the third series in the amount of approximately \$38.3 million in August 2012 and the fourth series of bonds in the amount of \$31.0 million in June 2013, and the fifth series in the amount of \$54.9 million was issued in October 2014.

In November 2011, voters approved Proposition B, which authorized the issuance of up to \$248.0 million in general obligation bonds to provide funds to repair and repave City streets and remove potholes; strengthen and seismically upgrade street structures; redesign street corridors by adding or improving pedestrian signals, lighting, sidewalk extensions, bicycle lanes, trees and landscaping; construct and renovate curb ramps and sidewalks to increase accessibility and safety for everyone, including persons with disabilities; and add and upgrade traffic signals to improve MUNI service and traffic flow. The City issued the first series of bonds under Proposition B in the amount of approximately \$74.3 million in March 2012 and the second series of bonds in the amount of \$129.6 million in June 2013.

In November 2012, voters approved Proposition B, which authorized the issuance of up to \$195.0 million in general obligation bonds to provide funds for the construction, reconstruction, renovation, demolition, environmental remediation and/or improvement of park, open space, and recreation facilities located in the City and under the jurisdiction of the Recreation and Parks Commission or under the jurisdiction of the Port Commission. The City issued the first series of bonds under Proposition B in the amount of approximately \$71.9 million in June 2013.

In June 2014, voters approved Proposition A, which authorized the issuance of up to \$400.0 million in general obligation bonds to provide funds to finance the construction, acquisition, improvement, and retrofitting of

neighborhood fire and police stations, emergency firefighting water system, medical examiner facility, traffic company & forensic services division and other critical infrastructure and facilities for earthquake safety and related costs. The City issued the first series of bonds in the amount of \$100.6 million in October 2014.

In November 2014, voters approved Proposition A, which authorized the issuance of up to \$500 million in general obligation bonds to provide funds to finance the construction, acquisition, and improvement of certain transportation and transit related improvements and other related costs.

Refunding General Obligation Bonds

The Board of Supervisors adopted Resolution No. 272-04 on May 11, 2004 (the "2004 Resolution"). The Mayor approved the 2004 Resolution on May 13, 2004. The 2004 Resolution authorized the issuance of not to exceed \$800.0 million aggregate principal amount of its General Obligation Refunding Bonds from time to time in one or more series for the purpose of refunding all or a portion of the City's then outstanding General Obligation Bonds. On November 1, 2011, the Board of Supervisors adopted, and the Mayor approved, Resolution No. 448-11 (the "2011 Resolution," and together with the 2004 Resolution, the "Refunding Resolutions"). The 2011 Resolution authorized the issuance of not to exceed \$1.356 billion aggregate principal amount of the City's General Obligation Refunding Bonds from time to time in one or more series for the purpose of refunding certain outstanding General Obligation Bonds of the City. The City has issued eight series of refunding bonds under the Refunding Resolutions, as shown on Table A-23.

TABLE A-23

**CITY AND COUNTY OF SAN FRANCISCO
General Obligation Refunding Bonds**

Series Name	Date Issued	Principal Amount Issued (Millions)
2006-R1	October 2006	90.7
2006-R2	December 2006	66.6
2008-R1	May 2008	232.1
2008-R2	July 2008	39.3
2008-R3	July 2008	118.1
2011-R1 ¹	November 2011	339.4
2015-R1 ²	February 2015	293.9

¹ Series 2004-R1 Bonds were refunded by the 2011-R1 Bonds in November 2011

² Series 2006-R1, 2006-R2, and 2008-R3 Bonds were refunded by the 2015-R1 Bonds in February 2015.

Series 2008-R3 Bonds were partially refunded.

**CITY AND COUNTY OF SAN FRANCISCO
General Obligation Refunding Bonds**

Series Name	Date Issued	Principle Amount Issued (Millions)
2006-R1	October 2006	90.7
2006-R2	December 2006	66.6
2008-R1	May 2008	232.1
2008-R2	July 2008	39.3
2008-R3	July 2008	118.1
2011-R1 ¹	November 2011	339.4

¹ Series 2004-R1 Bonds were refunded by the 2011-R1 Bonds in November 2011

Table A-24 below lists for each of the City's voter-authorized general obligation bond programs the amount originally authorized, the amount issued and outstanding, and the amount of remaining authorization for which bonds have not yet been issued. Series are grouped by program authorization in chronological order. The authorized and unissued column refers to total program authorization that can still be issued, and does not refer to any particular series. As of April 1, 2015, the City had authorized and unissued general obligation bond authority of approximately \$1.285 billion.

TABLE A-24

CITY AND COUNTY OF SAN FRANCISCO
General Obligation Bonds (as of April 1, 2015)

<u>Description of Issue (Date of Authorization)</u>	<u>Series</u>	<u>Issued</u>	<u>Outstanding</u> ¹	<u>Authorized & Unissued</u> ²
Seismic Safety Loan Program (11/3/92)	2007A	\$30,315,450	\$25,193,783	\$284,684,550
Branch Library Facilities Improvement (11/7/00)	2008A	31,065,000	1,315,000	
Clean & Safe Neighborhood Parks (2/5/08)	2008B	42,520,000	1,805,000	
	2010B	24,785,000	11,960,000	
	2010D	35,645,000	35,645,000	
	2012B	73,355,000	58,010,000	8,695,000
San Francisco General Hospital and Trauma Center (11/4/08)	2009A	131,650,000	25,210,000	
	2010A	120,890,000	58,335,000	
	2010C	173,805,000	173,805,000	
	2012D	251,100,000	184,380,000	
	2014A	209,955,000	198,680,000	
Earthquake Safety and Emergency Response Bond (6/8/10)	2010E	79,520,000	49,605,000	
	2012A	183,330,000	145,205,000	
	2012E	38,265,000	35,415,000	
	2013B	31,020,000	27,235,000	
	2014C	54,950,000	54,950,000	25,215,000
Road Repaving & Street Safety (11/8/11)	2012C	74,295,000	59,385,000	
	2013C	129,560,000	113,730,000	44,145,000
Clean & Safe Neighborhood Parks (11/6/12)	2013A	71,970,000	63,175,000	123,030,000
Earthquake Safety and Emergency Response Bond (6/3/14)	2014D	100,670,000	100,670,000	299,330,000
Transportation and Road Improvement (11/4/14)				500,000,000
SUB TOTALS		\$1,888,665,450	\$1,423,708,783	\$1,285,099,550
General Obligation Refunding Bonds:				
Series 2006-R1 issued 10/31/06		\$90,690,000	\$0	
Series 2006-R2 issued 12/18/06		66,565,000	-	
Series 2008-R1 issued 5/29/08		232,075,000	35,200,000	
Series 2008-R2 issued 5/29/08		39,320,000	21,195,000	
Series 2008-R3 issued 7/30/08		118,130,000	-	
Series 2011-R1 issued 11/9/12		339,475,000	272,955,000	
Series 2015-R1 issued 2/25/15		293,910,000	293,910,000	
SUB TOTALS		1,180,165,000	623,260,000	
TOTALS		\$3,068,830,450	\$2,046,968,783	\$1,285,099,550

¹ Section 9.106 of the City Charter limits issuance of general obligation bonds of the City to 3% of the assessed value of all taxable real and personal property, located within the City and County.

² Of the \$35,000,000 authorized by the Board of Supervisors in February 2007, \$30,315,450 has been drawn upon to date pursuant to the Credit Agreement described under "General Obligation Bonds."

Source: Office of Public Finance, City and County of San Francisco.

Lease Payments and Other Long-Term Obligations

The Charter requires that any lease-financing agreements with a nonprofit corporation or another public agency must be approved by a majority vote of the City's electorate, except (i) leases approved prior to April 1, 1977, (ii) refunding lease financing expected to result in net savings, and (iii) certain lease financing for capital equipment. The Charter does not require voter approval of lease financing agreements with for-profit corporations or entities.

Table A-25 sets forth the aggregate annual lease payment obligations supported by the City's General Fund with respect to outstanding lease revenue bonds and certificates of participation as of April 1, 2015. Note that the annual payment obligations reflected in Table A-25 reflect the fully accreted value of any capital appreciation obligations as of the payment dates.

TABLE A-25

CITY AND COUNTY OF SAN FRANCISCO
Lease Revenue Bonds and Certificates of Participation
As of April 1, 2015

Fiscal Year	Principal	Interest	Annual Payment Obligation
2015	\$8,770,000	\$6,788,900	\$15,558,900
2016	64,585,000	48,009,207	112,594,207
2017	60,500,000	45,247,295	105,747,295
2018	59,015,000	42,476,466	101,491,466
2019	51,030,000	40,008,234	91,038,234
2020	42,310,000	37,896,276	80,206,276
2021	44,455,000	35,981,834	80,436,834
2022	44,250,000	34,011,070	78,261,070
2023	46,185,000	32,044,432	78,229,432
2024	47,685,000	30,007,359	77,692,359
2025	47,275,000	27,869,306	75,144,306
2026	46,975,000	25,791,909	72,766,909
2027	49,155,000	23,608,266	72,763,266
2028	49,630,000	21,330,462	70,960,462
2029	51,880,000	18,993,964	70,873,964
2030	51,410,000	16,578,701	67,988,701
2031	42,705,000	14,210,744	56,915,744
2032	31,950,000	12,050,087	44,000,087
2033	30,995,000	10,480,656	41,475,656
2034	32,465,000	8,852,743	41,317,743
2035	20,155,000	7,383,525	27,538,525
2036	18,420,000	6,313,469	24,733,469
2037	16,450,000	5,322,520	21,772,520
2038	17,180,000	4,404,563	21,584,563
2039	17,935,000	3,446,211	21,381,211
2040	18,735,000	2,441,919	21,176,919
2041	19,565,000	1,393,151	20,958,151
2042	11,490,000	499,473	11,989,473
2043	1,900,000	95,000	1,995,000
TOTAL ¹	\$1,045,055,000	\$563,537,742 ²	\$1,608,592,742

¹ Totals reflect rounding to nearest dollar.

² For purposes of this table, the interest rate on the Lease Revenue Bonds Series 2008-1, and 2008-2 (Moscone Center Expansion Project) is assumed to be 3.25%. These bonds are in variable rate mode.

Source: Office of Public Finance, City and County of San Francisco.

The City electorate has approved several lease revenue bond propositions, some of which have authorized but unissued bonds. The following lease programs have remaining authorization:

In 1987, voters approved Proposition B, which authorizes the City to lease finance (without limitation as to maximum aggregate par amount) the construction of new parking facilities, including garages and surface lots, in eight of the City's neighborhoods. In July 2000, the City issued \$8.2 million in lease revenue bonds to finance the construction of the North Beach Parking Garage, which was opened in February 2002. There is no current plan to issue any more bonds under Proposition B.

In 1990, voters approved Proposition C, which amended the Charter to authorize the City to lease-purchase equipment through a nonprofit corporation without additional voter approval but with certain restrictions. The City and County of San Francisco Finance Corporation (the "Corporation") was incorporated for that purpose. Proposition C provides that the outstanding aggregate principal amount of obligations with respect to lease financings may not exceed \$20.0 million, with such amount increasing by five percent each fiscal year. As of April 1, 2015 the total authorized amount for such financings was \$64.5 million. The total principal amount outstanding as of April 1, 2015 was \$14.2 million.

In 1994, voters approved Proposition B, which authorized the issuance of up to \$60.0 million in lease revenue bonds for the acquisition and construction of a combined dispatch center for the City's emergency 911 communication system and for the emergency information and communications equipment for the center. In 1997 and 1998, the Corporation issued \$22.6 million and \$23.3 million of Proposition B lease revenue bonds, respectively, leaving \$14.0 million in remaining authorization. There is no current plan to issue additional series of bonds under Proposition B.

In June 1997, voters approved Proposition D, which authorized the issuance of up to \$100.0 million in lease revenue bonds for the construction of a new football stadium at Candlestick Park, the previous home of the San Francisco 49ers football team. If issued, the \$100.0 million of lease revenue bonds would be the City's contribution toward the total cost of the stadium project and the 49ers would be responsible for paying the remaining cost of the stadium construction project. There is no current plan to issue the Proposition D bonds.

On March 7, 2000, voters approved Proposition C, which extended a two and one half cent per \$100.0 in assessed valuation property tax set-aside for the benefit of the Recreation and Park Department (the "Open Space Fund"). Proposition C also authorizes the issuance of lease revenue bonds or other forms of indebtedness payable from the Open Space Fund. The City issued approximately \$27.0 million and \$42.4 million of such Open Space Fund lease revenue bonds in October 2006 and October 2007, respectively.

In November 2007, voters approved Proposition D, which amended the Charter and renewed the Library Preservation Fund. Proposition D continues the two and one half cent per \$100.0 in assessed valuation property tax set-aside and establishes a minimum level of City appropriations, moneys that are maintained in the Library Preservation Fund. Proposition D also authorizes the issuance of revenue bonds or other evidences of indebtedness. The City issued the first series of lease revenue bonds in the amount of approximately \$34.3 million in March 2009.

Commercial Paper Program

The Board authorized on March 17, 2009 and the Mayor approved on March 24, 2009 the establishment of a not-to-exceed \$150.0 million Lease Revenue Commercial Paper Certificates of Participation Program, Series 1 and 1-T and Series 2 and 2-T (the "CP Program"). Commercial Paper Notes (the "CP Notes") are issued from time to time to pay approved project costs in connection with the acquisition, improvement, renovation, and construction of real property and the acquisition of capital equipment and vehicles in anticipation of long-term or other take-out financing to be issued when market conditions are favorable. Projects are eligible to access the CP Program once the Board and the Mayor have approved the project and the long-term, permanent financing for the project. In June 2010, the City obtained letters of credit securing the CP Notes issued by J.P. Morgan Chase Bank, N.A. with a maximum principal amount of \$50 million and by U.S. Bank, N.A. with a maximum principal amount of \$50 million. The letters of credit expire June 2016.

The Board authorized on July 16, 2013 and the Mayor approved on July 25, 2013 an additional \$100.0 million Lease Revenue Commercial Paper Certificates of Participation Program, Series 3 and 3-T and Series 4 and 4-T that increases the total authorization of the CP Program to \$250.0 million. The Series 3 and 3-T and 4 and 4-T are secured by a letter of credit issued by State Street Bank and Trust Company expiring June 2016.

As of April 2015, the outstanding principal amount of CP Notes is \$156.6 million. The weighted average interest rate for the CP Notes is approximately 0.08%.

Board Authorized and Unissued Long-Term Obligations

The Board of Supervisors authorized on October 26, 2010 and the Mayor approved on November 5, 2010 the issuance of not to exceed \$38,000,000 in City and County of San Francisco certificates of participation to partially

finance the rebuilding of severely distressed public housing sites, while increasing affordable housing and ownership opportunities and improving the quality of life for existing residents and the surrounding communities (the HOPE SF Project). The City anticipates issuing the certificates in the Fall of 2015.

The Board of Supervisors authorized on July 26, 2011 and the Mayor approved on August 1, 2011 the issuance of not to exceed \$170,000,000 in City and County of San Francisco certificates of participation to finance the construction and installation of certain improvements in connection with the renovation of the San Francisco War Memorial Veterans Building. The City anticipates issuing the certificates in the Summer of 2015.

The Board of Supervisors authorized on February 12, 2013 and the Mayor approved on February 15, 2013 the issuance of not to exceed \$507.9 million of City and County of San Francisco Certificates of Participation (Moscone Expansion Project) payable from Moscone Expansion District assessments to finance the costs of additions and improvements to the George R. Moscone Convention Center. The City anticipates issuing the certificates in 2017.

The Board of Supervisors authorized October 8, 2013 and the Mayor approved October 11, 2013 the issuance of not to exceed \$13.5 million of City and County of San Francisco Certificates of Participation (Treasure Island Improvement Project) to finance the cost of additions and improvements to the utility infrastructure at Treasure island.

Overlapping Debt

Table A-26 shows bonded debt and long-term obligations as of April 1, 2015 sold in the public capital markets by the City and those public agencies whose boundaries overlap the boundaries of the City in whole or in part. Long-term obligations of non-City agencies generally are not payable from revenues of the City. In many cases, long-term obligations issued by a public agency are payable only from the general fund or other revenues of such public agency. In the table, lease obligations of the City which support indebtedness incurred by others are included. As noted below, the Charter limits the City's outstanding general obligation bond debt to 3% of the total assessed valuation of all taxable real and personal property within the City.

TABLE A-26

CITY AND COUNTY OF SAN FRANCISCO
Statement of Direct and Overlapping Debt and Long-Term Obligations

2014-2015 Assessed Valuation (net of non-reimbursable & homeowner exemptions):	\$181,809,981,276	
	Outstanding	
<u>DIRECT GENERAL OBLIGATION BOND DEBT</u>	4/1/2015	
General City Purposes Carried on the Tax Roll	\$2,046,968,783	
GROSS DIRECT DEBT	\$2,046,968,783	
<u>DIRECT LEASE PAYMENT AND LONG-TERM OBLIGATIONS</u>		
San Francisco COPs, Series 2001A (30 Van Ness Ave. Property)	\$26,920,000	
San Francisco Finance Corporation, Equipment LRBs Series 2010A, 2011A, 2012A, and 2013A	14,225,000	
San Francisco Finance Corporation Emergency Communication Refunding Series, 2010-R1	13,815,000	
San Francisco Finance Corporation Moscone Expansion Center, Series, 2008-1, 2008-2	116,020,000	
San Francisco Finance Corporation LRBs Open Space Fund (Various Park Projects) Series 2006, 2007	52,770,000	
San Francisco Finance Corporation LRBs Library Preservation Fund Series, 2009A	29,960,000	
San Francisco COPs, Series 2007A (City Office Buildings - Multiple Properties)	137,185,000	
San Francisco COPs, Series 2009A Multiple Capital Improvement Projects (Laguna Honda Hospital)	137,585,000	
San Francisco COPs, Series 2009B Multiple Capital Improvement Projects (Street Improvement Project)	33,270,000	
San Francisco COPs, Series 2009C Office Project (525 Golden Gate Avenue) Tax Exempt	29,560,000	
San Francisco COPs, Series 2009D Office Project (525 Golden Gate Avenue) Taxable BABs	129,550,000	
San Francisco Refunding Certificates of Participation, Series 2010A	116,165,000	
San Francisco COPs, Refunding Series 2011AB (Moscone)	67,825,000	
San Francisco COPs, Series 2012A Multiple Capital Improvement Projects (Street Improvement Project)	39,415,000	
San Francisco COPs, Series 2013A Moscone Center Improvement	22,135,000	
San Francisco COPs, Series 2013BC Port Facilities	34,355,000	
San Francisco COPs, Series 2014-R1 (Courthouse Project), 2014-R2 (Juvenile Hall Project)	44,300,000	
LONG-TERM OBLIGATIONS	\$1,045,055,000	
GROSS DIRECT DEBT & LONG-TERM OBLIGATIONS	\$3,092,023,783	
<u>OVERLAPPING DEBT & LONG-TERM OBLIGATIONS</u>		
Bayshore Hester Assessment District	\$625,000	
San Francisco Bay Area Rapid Transit District (33%) Sales Tax Revenue Bonds	86,486,667	
San Francisco Bay Area Rapid Transit District (29%) General Obligation Bonds, Series 2005A, 2007B	105,251,150	
San Francisco Community College District General Obligation Bonds - Election of 2001, 2005	328,550,000	
San Francisco Redevelopment Agency Hotel Tax Revenue Bonds - 2011	40,635,000	
San Francisco Redevelopment Agency Obligations (Property Tax Increment)	858,437,852 ¹	
San Francisco Redevelopment Agency Obligations (Special Tax Bonds)	106,098,939	
Association of Bay Area Governments Obligations (Special Tax Bonds)	19,005,000	
San Francisco Unified School District General Obligation Bonds, Series Election of 2003, 2006, and 2011	613,130,000	
TOTAL OVERLAPPING DEBT & LONG-TERM OBLIGATIONS	\$2,158,219,608	
GROSS COMBINED TOTAL OBLIGATIONS	\$5,250,243,391 ²	
<u>Ratios to Assessed Valuation:</u>	Actual Ratio	Charter Req.
Gross Direct Debt (General Obligation Bonds)	1.13%	< 3.00% ³
Gross Direct Debt & Long-Term Obligations	1.70%	n/a
Gross Combined Total Obligations	2.89%	n/a

¹ The accreted value as of July 1, 2014 is \$6,705,001

² Excludes revenue and mortgage revenue bonds and non-bonded third party financing lease obligations. Also excludes tax allocation bonds sold in August, 2009.

³ Section 9.106 of the City Charter limits issuance of general obligation bonds of the City to 3% of the assessed value of all real and personal property within the City's boundaries that is subject to

Source: Office of Public Finance, City and County of San Francisco.

On November 4, 2003, voters approved Proposition A. Proposition A of 2003 authorized the SFUSD to issue up to \$295.0 million of general obligation bonds to repair and rehabilitate school facilities, and various other improvements. The SFUSD issued \$58.0 million of such authorization in October 2004, \$130.0 million in October 2005, and \$92.0 million in October 2006, leaving \$15.0 million authorized but unissued. In March 2012, the SFUSD issued \$116.1 million in refunding general obligation bonds that refunded \$137.4 million in general obligation bonds authorized under Proposition A of 2003.

On November 2, 2004, voters approved Proposition AA. Proposition AA authorized the San Francisco BART to issue general obligation bonds in one or more series over time in an aggregate principal amount not to exceed \$980.0 million to strengthen tunnels, bridges, overhead tracks and the underwater Transbay Tube for BART facilities in Alameda and Contra Costa counties and the City. Of the \$980.0 million, the portion payable from the levy of *ad valorem* taxes on property within the City is approximately 29.0% or \$282.0 million. Of such authorization, BART issued \$100.0 million in May 2005 and \$400.0 million in July 2007, of which the allocable City portion is approximately \$29.0 million and \$116.0 million, respectively.

On November 7, 2006, voters approved Proposition A. Proposition A of 2006 authorized the SFUSD to issue an aggregate principal amount not to exceed \$450.0 million of general obligation bonds to modernize and repair up to 64 additional school facilities and various other improvements. The SFUSD issued the first series in the aggregate principal amount of \$100 million under the Proposition A authorization in February 2007. The SFUSD issued the second series in the aggregate principal amount of \$150.0 million under the Proposition A authorization in January 2009. The SFUSD issued the third series in the aggregate principal amount of \$185.0 million under the Proposition A authorization in May 2010.

On November 8, 2011, voters approved Proposition A. Proposition A of 2011 authorized the SFUSD to issue an aggregate principal amount not to exceed \$531.0 million of general obligation bonds to repair and rehabilitate school facilities to current accessibility, health, safety, and instructional standards, and where applicable, replace worn-out plumbing, electrical and other major building systems, replace aging heating, ventilation and air handling systems, renovate outdated classrooms and training facilities, construct facilities to replace aging modular classrooms. The SFUSD issued the first series in the aggregate principal amount of \$115.0 million under the Proposition A of 2011 authorization in March 2012.

MAJOR ECONOMIC DEVELOPMENT PROJECTS

Numerous development and construction projects are in progress throughout the City at any given time. This section describes several of the most significant privately owned and managed real estate developments currently under way in the City in which there is City participation, generally in the form of a public/private partnership. The information in this section has been prepared by the City based on City-approved plans as well as unofficial plans and representations of the developer in each case, and includes forward-looking statements. These forward-looking statements consist of expressions of opinion, estimates, predictions, projections, plans and the like; such forward-looking statements in this section are those of the developers and not of the City. The City makes no prediction, representation or assurance that the plans and projects described will actually be accomplished, or the time frame in which the developments will be completed, or as to the financial impact on City real estate taxes, developer fees, other tax and fee income, employment, retail or real estate activity, or other consequences that might be expected or projected to result from the successful completion of each development project. Completion of development in each case may depend on the local economy, the real estate market, the financial health of the developer and others involved in the project, specific features of each development and its attractiveness to buyers, tenants, and others, as well as the financial health of such buyers, tenants, and others. Completion and success of each development will also likely depend on other factors unknown to the City.

Hunters Point Shipyard (Phase 1 and 2) and Candlestick Point

The Hunters Point Shipyard Phase 1 and 2 and Candlestick Point project area will deliver approximately 12,100 new homes, approximately 32 percent of which will be below market rate and will include the rebuilding of the Alice Griffith public housing development consistent with the City's HOPE SF program, up to 3 million square feet of research and development space, and more than 350 acres of new parks in the southeast portion of San Francisco (the "Project"). In total, the Project will generate over \$6 billion of new economic activity to the City, more than

12,000 permanent jobs, hundreds of new construction jobs each year, new community facilities, new transit infrastructure, and provide approximately \$90 million in community benefits. The Project's full build out will occur over 20 to 30 years. In the next five years over 1,000 units of housing and 26 acres of parks will be completed in the first phase of the Shipyard.

The first phase of development has begun at the Hunters Point Shipyard site with over 300 units currently under construction, and an additional 150 units will begin construction in 2015-2016. In late 2014 construction of horizontal infrastructure began for the first 184 affordable units in the Candlestick Point area. Also, in 2015, the design process will begin for a 635,000 square foot mixed-use retail center, 150,000 square foot hotel at the former Candlestick Stadium site and an additional 1200 residential units, including 230 stand alone affordable units and up to 100 inclusionary units. Two hillside open space areas at the base of Bayview Hill will be improved and a new wedge park plaza will also be constructed, adding a total of 7.5 acres of open space adjacent to the new retail and residential development.

Treasure Island

Former Naval Station Treasure Island is located in the San Francisco Bay and connected to the City by the San Francisco-Oakland Bay Bridge. The former base, which ceased operations in 1997, consists of approximately 405 acres on Treasure Island and 90 acres on adjoining Yerba Buena Island. Development plans for the islands include up to 8,000 new homes, 25% of which will be offered at below-market rates; up to 500 hotel rooms; a 400 slip marina; restaurants; retail and entertainment venues; and a world-class 300-acre parks and open space system. The compact mixed-use transit-oriented development is centered around a new ferry terminal connecting the island to downtown San Francisco and is designed to prioritize walking, biking and public transit. The development plans include green building standards and best practices in low-impact development.

The first major land transfer from the Navy to the Treasure Island Development Authority (TIDA) will occur in early 2015 and will include the northern half of Yerba Buena Island and more than half of the area of Treasure Island. The developer, Treasure Island Community Development (TICD), is performing the preliminary engineering and pursuing the permits required to begin construction before the end of 2015. The first phase of development will include extensive horizontal infrastructure improvements (utilities, roadway improvements, site preparation, etc.) as well as the initial vertical developments. The complete build-out of the project is anticipated to occur over fifteen to twenty years.

Mission Bay Blocks 29-32-- Warriors Multipurpose Recreation and Entertainment Venue

The Golden State Warriors, a National Basketball Association (NBA) team, is proposing to develop a multipurpose recreation and entertainment venue and associated development the former Salesforce site in Mission Bay. The site is bordered by Third Street to the West, Terry Francois Boulevard to the East, 16th Street to the South and South Street to the North. The Warriors propose constructing a state-of-the-art multi-purpose recreation and entertainment venue for Warriors' home games, concerts, and family shows. The site will also have two live performance theatres, restaurants retail, office space, bike valet, public plazas and a limited amount of parking. The project will trigger the Mission Bay master developer's construction of a new 3.5 acre Bay Front Park between the new arena and the Bay. Environmental review is currently underway with the goal of opening in time for the 2018-2019 basketball season.

Transbay

The Transbay Project Redevelopment Project Area was adopted in 2005 with the purpose of redeveloping 10 acres of property owned by the State of California in order to generate funding for the new Transbay Transit Center. In 2012 the Transit Center District Plan, the guiding document for the area surrounding the Transit Center, was approved by the Planning Commission and by the Board of Supervisors. The Transit Center District Plan includes additional funding sources for the Transbay Transit Center. The Transbay Transit Center Project will replace the outdated Transbay Terminal at First and Mission Streets with a modern transit hub and extend the Caltrain commuter rail line underground 1.3 miles into the Financial District. The Transbay Transit Center broke ground on August 11, 2010, and is scheduled to open by the end of 2017. Demolition of existing structures on the site was completed in August 2011.

The area surrounding the Transbay Transit Center is being redeveloped with plans for 4,500 new homes, 1,200 to be affordable below-market rate homes, 6 million square feet of new office space, over 11 acres of new parks and open space, and a new retail boulevard on Folsom Street. Much of this new development will occur on the publicly-owned parcels within the district. Recently completed in the neighborhood is Rene Cazenave Apartments which is 120 units of permanent affordable housing for formerly homeless individuals. There are over 470 units currently under construction on Folsom and Beale Streets, with three new construction projects along Folsom Street totaling over 1,800 units expected to break ground within the next two years. There is also over 2 million square feet of commercial space currently under construction, with several new projects expected to break ground in the coming years.

The Pelli Clarke Pelli Architects-designed Transit Center will serve more than 100,000 people per day through nine transportation systems, including future California High Speed Rail, which will be designed to connect San Francisco to Los Angeles in less than 2-1/2 hours. The Center is designed to embrace the goals of green architecture and sustainability. The heart of the Transbay Transit Center, "City Park," a 5.4-acre public park that will sit atop the facility, and there will be a living green roof for the transit facility. The Center will have a LEED rating of Silver. The project is estimated to create more than 48,000 jobs in its first phase of construction, which will last seven years. The \$4.2 billion Transbay Transit Center Project is funded by various public and private funding partners, including the federal government, the State, the Metropolitan Transportation Commission, the San Francisco County and San Mateo County Transportation Authorities, and AC Transit, among others. In March 2013, the TJPA sold the TJPA property adjacent to the Transbay Transit Center to Hines Corporation and Boston Properties, paving the way for construction of the 61-story Transbay Transit Tower, which will contain 1.4 million square feet of office space, for \$190 million.

Mission Bay

The development plans for Mission Bay include a new University of California-San Francisco (UCSF) research campus containing 3.15 million square feet of building space on 46 acres of land, of which 43 acres were donated by the Mission Bay Master Developer and the City; UCSF's 550-bed hospital; 3.4 million square feet of biotech, 'cleantech' and health care office space; 6,400 housing units, with 1,850 (29%) affordable to moderate-, low-, and very low-income households; 425,000 square feet of retail space; a 250-room hotel with up to 25,000 square feet of retail entertainment uses; 49 acres of public open space, including parks along Mission Creek and San Francisco Bay and eight acres of open space within the UCSF campus; a new 500-student public school; and a new fire and police station and police headquarters. Mission Bay is approximately 50% complete.

Over 4,067 units have been completed with an additional 900 units under construction, along with several new parks. Another 550 housing units, a 250-room hotel and several new commercial buildings will break ground in 2015. As discussed above, the design development process has also begun for that Golden State Warriors project.

Seawall Lot (SWL) 337 and Pier 48 (Mission Rock)

Mission Rock is a proposed mixed-use development at Seawall Lot 337 and Pier 48, Port-owned property comprising approximately 25 acres. The Port, OEWD in its capacity as lead negotiator, and Mission Rock's competitively-selected master developer, Seawall Lot 337 Associates, LLC, have agreed on a development concept and corresponding financial terms for Mission Rock, which are reflected in a non-binding Term Sheet that the Port

Commission and Board of Supervisors have endorsed and which will be finalized in a Development Agreement following environmental review.

The proposed development plan for Mission Rock set forth in the term sheet includes: approximately 8 acres of public parks and open spaces, including a 5-acre regional waterfront park; 650 to 1,500 new housing units, 15 percent of which will be affordable to low-income households; 1.3 to 1.7 million square feet of commercial space; 150,000 to 250,000 square feet of retail space, approximately 3,000 parking spaces within mixed-use buildings and a dedicated parking structure, which will serve San Francisco Giants baseball team patrons as well as Mission Rock occupants and visitors; and the rehabilitation and reuse of historic Pier 48 as a new brewery/distillery for Anchor Steam Brewing Company.

In the wake of the passage of Proposition B on the June 2013 ballot, the developer, Port and OEWD staff have continued to engage relevant agencies and stakeholders to further refine the project plan. The environmental review process was initiated in January 2014 and is expected to last until early to mid-2016. That process will be accompanied by negotiation of transaction agreements and approval of any needed height limit and zoning changes which will likely determine the final approval schedule (currently expected on or after early 2017).

Pier 70

Plans for Pier 70 call for substantial development, including major parks and historic building rehabilitation, on this 69-acre site to achieve a number of goals, including preservation and adaptive reuse of historic structures; retention of the ship repair operations; provision of new open space; reactivation and economic development on the site; and needed infrastructure and site remediation. The Port, which controls Pier 70, and OEWD, in its capacity as lead negotiator, have initiated preliminary negotiations with Forest City, the developer selected to build a new mixed-use neighborhood on a 25-acre portion of Pier 70 known as the Waterfront Site. The parties have agreed on a development concept and corresponding financial terms for the Waterfront Site, which are reflected in a non-binding Term Sheet that the Port Commission and Board of Supervisors have endorsed and which will be finalized in a Development Agreement following community and environmental review. In November 2014, Proposition F was approved by the voters, authorizing an increase of height limits on Pier 70 from 40 feet to 90 feet.

Current development plans for the Pier 70 Waterfront Site call for 7 acres of parks and up to 3.25 million square feet of above-grade construction (not including parking) which may include up to 1.7 million square feet of office space; up to 400,000 square feet of retail, small-scale production, arts space intended to establish the new district as destination with unique character; and between 935 and 1825 housing units, with as many as 30% percent of them made available to low- and middle- income households. This built area includes three historic industrial buildings that will be rehabilitated as part of the Waterfront Site development.

Cruise Terminal

On September 25, 2014 the Port opened the new James R. Herman cruise ship terminal at Pier 27. Formerly the base for the America's Cup races in the summer of 2013, the Cruise Terminal includes 91,000 square feet in a two-story building with views to the Bay Bridge and back to the City skyline and Telegraph Hill. Sized for 2,600 passengers and able to handle ships with up to 4,000 passengers, the Cruise Terminal is designed for the evolving trends in the passenger cruise industry. It includes the latest passenger and perimeter security features while also transitioning to an event center for the City on non-cruise days. The site also includes a 2.5 acre Cruise Terminal Plaza along the Embarcadero, creating a new open space amenity and strengthening connection between the Bay and the base of Telegraph Hill.

The James R. Herman Cruise Terminal has been designed to meet modern ship and operational requirements of the cruise industry and expects to receive a LEED Silver designation for its environmental design.

The Cruise Terminal contributes to San Francisco's economy by attracting 40-80 cruise calls a year, bringing visitors and tax revenue to the City's General Fund. It is estimated that the cruise industry in San Francisco supports \$31.2 million annually in economic activity and generates 300 jobs within San Francisco. The facility will continue to be used for maritime events, such as Fleet Week, foreign naval diplomatic calls, Tall Ship festivals and visits by oceanic research vessels. When there are no cruise calls, the cruise terminal will provide approximately 60,000 square feet of designated space for shared uses, including meetings and special events.

San Francisco Public Works, along with the Port were responsible for construction management of the new cruise terminal. Contractor for the construction project was Turner Construction and Designers/Architects were KMD Kaplan McLaughlin Diaz, Pfau Long Architecture, JV Bermello Ajamil & Partners and cruise terminal design consultants.

Moscone Convention Center

The Moscone Center Expansion Project will add approximately 300,000 square feet and repurpose an additional 120,000 square feet to the portion of the existing Moscone Center located on Howard Street between 3rd and 4th Streets in the Yerba Buena Gardens neighborhood of San Francisco. Nearly 140,000 square feet of this additional space would be created by excavating and expanding the existing below-grade exhibition halls that connect the Moscone North and South buildings under Howard Street, with the remaining consisting of new and repurposed lobby area, new multi-purpose/meeting room area, and new and repurposed building support area.

In addition to adding new rentable square footage, the project architects propose an iconic sense of arrival that enhances Moscone's civic presence on Howard Street and reconnects it to the surrounding neighborhood through the creation of reintroduced lost mid-block passageways. As such, the project proposes a new mid-block pedestrian entrance from Third St and a replacement pedestrian bridge connecting Yerba Buena Gardens with the cultural facilities and children's playground to the south. An additional enclosed pedestrian bridge would provide enhanced circulation for Moscone convention attendees and reduce on-street congestion.

A May 2012 analysis by Jones Lang Lasalle Hotels estimated that the City would lose up to \$2 billion in foregone revenue over the next decade if Moscone was not expanded. The project allows the City to recover approximately \$734 million of this future revenue and create 3,480 local jobs through a phased construction schedule that keeps Moscone in continuous revenue generating operation.

The proposed project is a joint partnership between the City and the hotel industry, acting through the Tourist Improvement District Management Corporation, with the City paying approximately one-third of all expansion costs and the hotel community paying approximately two-thirds. The Board of Supervisors unanimously approved the creation of the Moscone Expansion District and the issuance of \$507 million in Certificates of Participation on February 5, 2013 and the Planning Commission unanimously approved the project on August 15, 2014. Pre-construction began in December 2014 with major construction scheduled to begin in the spring of 2015 and continue intermittently around existing convention reservations through 2018.

CONSTITUTIONAL AND STATUTORY LIMITATIONS ON TAXES AND EXPENDITURES

Several constitutional and statutory limitations on taxes, revenues and expenditures exist under State law which limits the ability of the City to impose and increase taxes and other revenue sources and to spend such revenues, and which, under certain circumstances, would permit existing revenue sources of the City to be reduced by vote of the City electorate. These constitutional and statutory limitations, and future limitations, if enacted, could potentially have an adverse impact on the City's general finances and its ability to raise revenue, or maintain existing revenue sources, in the future. However, *ad valorem* property taxes required to be levied to pay debt service on general obligation bonds was authorized and approved in accordance with all applicable constitutional limitations. A summary of the currently effective limitations is set forth below.

Article XIII A of the California Constitution

Article XIII A of the California Constitution, known as "Proposition 13," was approved by the California voters in June of 1978. It limits the amount of *ad valorem* tax on real property to 1% of "full cash value," as determined by the county assessor. Article XIII A defines "full cash value" to mean the county assessor's valuation of real property as shown on the 1975-76 tax bill under "full cash value," or thereafter, the appraised value of real property when "purchased, newly constructed or a change in ownership has occurred" (as such terms are used in Article XIII A) after the 1975 assessment. Furthermore, all real property valuation may be increased or decreased to reflect the inflation rate, as shown by the consumer price index or comparable data, in an amount not to exceed 2% per year, or may be reduced in the event of declining property values caused by damage, destruction or other factors. Article XIII A provides that the 1% limitation does not apply to *ad valorem* taxes to pay interest or redemption charges on 1) indebtedness approved by the voters prior to July 1, 1978, 2) any bonded indebtedness for the

acquisition or improvement of real property approved on or after July 1, 1978, by two-thirds of the votes cast by the voters voting on the proposition, or 3) bonded indebtedness incurred by a school district or community college district for the construction, reconstruction, rehabilitation or replacement of school facilities or the acquisition or lease of real property for school facilities, approved by 55% of the voters of the district voting on the proposition, but only if certain accountability measures are included in the proposition.

The California Revenue and Taxation Code permits county assessors who have reduced the assessed valuation of a property as a result of natural disasters, economic downturns or other factors, to subsequently "recapture" such value (up to the pre-decline value of the property) at an annual rate higher or lower than 2%, depending on the assessor's measure of the restoration of value of the damaged property. The California courts have upheld the constitutionality of this procedure.

Since its adoption, Article XIII A has been amended a number of times. These amendments have created a number of exceptions to the requirement that property be assessed when purchased, newly constructed or a change in ownership has occurred. These exceptions include certain transfers of real property between family members, certain purchases of replacement dwellings for persons over age 55 and by property owners whose original property has been destroyed in a declared disaster, and certain improvements to accommodate persons with disabilities and for seismic upgrades to property. These amendments have resulted in marginal reductions in the property tax revenues of the City. Both the California State Supreme Court and the United States Supreme Court have upheld the validity of Article XIII A.

Article XIII B of the California Constitution

Article XIII B was enacted by California voters as an initiative constitutional amendment in November 1979. Article XIII B limits the annual appropriations from the proceeds of taxes of the State and any city, county, school district, authority or other political subdivision of the State to the level of appropriations for the prior fiscal year, as adjusted for changes in the cost of living, population, and services rendered by the governmental entity. However, no limit is imposed on the appropriation of local revenues and taxes to pay debt service on bonds existing or authorized by January 1, 1979, or subsequently authorized by the voters. Article XIII B includes a requirement that if an entity's revenues in any year exceed the amount permitted to be spent, the excess would have to be returned by revising tax or fee schedules over the next two years.

Articles XIII C and XIII D of the California Constitution

Proposition 218, an initiative constitutional amendment, approved by the voters of the State in 1996, added Articles XIII C and XIII D to the State Constitution, which affect the ability of local governments, including charter cities such as the City, to levy and collect both existing and future taxes, assessments, fees and charges. Proposition 218 does not affect the levy and collection of taxes for voter-approved debt. However, Proposition 218 affects the City's finances in other ways. Article XIII C requires that all new local taxes be submitted to the electorate for approval before such taxes become effective. Taxes for general governmental purposes of the City require a majority vote and taxes for specific purposes require a two-thirds vote. Under Proposition 218, the City can only continue to collect taxes that were imposed after January 1, 1995 if voters subsequently approved such taxes by November 6, 1998. All of the City's local taxes subject to such approval have been either reauthorized in accordance with Proposition 218 or discontinued. The voter approval requirements of Article XIII C reduce the City's flexibility to manage fiscal problems through new, extended or increased taxes. No assurance can be given that the City will be able to raise taxes in the future to meet increased expenditure requirements.

In addition, Article XIII C addresses the initiative power in matters of local taxes, assessments, fees and charges. Pursuant to Article XIII C, the voters of the City could, by initiative, repeal, reduce or limit any existing or future local tax, assessment, fee or charge, subject to certain limitations imposed by the courts and additional limitations with respect to taxes levied to repay bonds. The City raises a substantial portion of its revenues from various local taxes which are not levied to repay bonded indebtedness and which could be reduced by initiative under Article XIII C. No assurance can be given that the voters of the City will disapprove initiatives that repeal, reduce or prohibit the imposition or increase of local taxes, assessments, fees or charges. See "OTHER CITY TAX REVENUES" herein, for a discussion of other City taxes that could be affected by Proposition 218.

With respect to the City's general obligation bonds (City bonds secured by *ad valorem* property taxes), the State Constitution and the laws of the State impose a duty on the Board of Supervisors to levy a property tax sufficient to pay debt service coming due in each year. The initiative power cannot be used to reduce or repeal the authority and obligation to levy such taxes which are pledged as security for payment of the City's general obligation bonds or to otherwise interfere with performance of the duty of the City with respect to such taxes which are pledged as security for payment of those bonds.

Article XIII D contains several provisions making it generally more difficult for local agencies, such as the City, to levy and maintain "assessments" (as defined in Article XIII D) for local services and programs. The City has created a number of special assessment districts both for neighborhood business improvement purposes and community benefit purposes, and has caused limited obligation bonds to be issued in 1996 to finance construction of a new public right of way. The City cannot predict the future impact of Proposition 218 on the finances of the City, and no assurance can be given that Proposition 218 will not have a material adverse impact on the City's revenues.

Statutory Limitations

On November 4, 1986, California voters adopted Proposition 62, an initiative statute that, among other things, requires (i) that any new or increased general purpose tax be approved by a two-thirds vote of the local governmental entity's legislative body and by a majority vote of the voters, and (ii) that any new or increased special purpose tax be approved by a two-thirds vote of the voters.

In *Santa Clara County Local Transportation Authority v. Guardino*, 11 Cal. 4th 220 (1995) (the "*Santa Clara* decision"), the California Supreme Court upheld a Court of Appeal decision invalidating a one-half cent countywide sales tax for transportation purposes levied by a local transportation authority. The California Supreme Court based its decision on the failure of the authority to obtain a two-thirds vote for the levy of a "special tax" as required by Proposition 62. The *Santa Clara* decision did not address the question of whether it should be applied retroactively. In *McBrearty v. City of Brawley*, 59 Cal. App. 4th 1441 (1997), the Court of Appeal, Fourth District, concluded that the *Santa Clara* decision is to be applied retroactively to require voter approval of taxes enacted after the adoption of Proposition 62 but before the *Santa Clara* decision.

The *Santa Clara* decision also did not decide, and the California Supreme Court has not otherwise decided, whether Proposition 62 applies to charter cities. The City is a charter city. Cases decided by the California Courts of Appeal have held that the voter approval requirements of Proposition 62 do not apply to certain taxes imposed by charter cities. See *Fielder v. City of Los Angeles*, 14 Cal. App. 4th 137 (1993) and *Fisher v. County of Alameda*, 20 Cal. App. 4th 120 (1993).

Proposition 62, as an initiative statute, does not have the same level of authority as a constitutional initiative, but is analogous to legislation adopted by the State Legislature, except that it may be amended only by a vote of the State's electorate. Since it is a statute, it is subordinate to the authority of charter cities to impose taxes derived from the State Constitution. Proposition 218 (discussed above), however, incorporates the voter approval requirements initially imposed by Proposition 62 into the State Constitution.

Even if a court were to conclude that Proposition 62 applies to charter cities, the City's exposure under Proposition 62 may not be significant. The effective date of Proposition 62 was November 1986. Proposition 62 contains provisions that apply to taxes imposed on or after August 1, 1985. Since August 1, 1985, the City has collected taxes on businesses, hotel occupancy, utility use, parking, property transfer, stadium admissions and vehicle rentals. See "OTHER CITY TAX REVENUES" herein. Only the hotel and stadium admissions taxes have been increased since that date. The increases in these taxes were ratified by the voters on November 3, 1998 pursuant to the requirements of Proposition 218. With the exception of the vehicle rental tax, the City continues to collect all of the taxes listed above. Since these remaining taxes were adopted prior to August 1, 1985, and have not been increased, these taxes would not be subject to Proposition 62 even if Proposition 62 applied to a charter city.

Proposition 1A

Proposition 1A, a constitutional amendment proposed by the State Legislature and approved by the voters in November 2004, provides that the State may not reduce any local sales tax rate, limit existing local government authority to levy a sales tax rate, or change the allocation of local sales tax revenues, subject to certain exceptions.

As set forth under the laws in effect as of November 3, 2004, Proposition 1A generally prohibits the State from shifting any share of property tax revenues allocated to local governments for any fiscal year to schools or community colleges. Any change in the allocation of property tax revenues among local governments within a county must be approved by two-thirds of both houses of the Legislature. Proposition 1A provides, however, that beginning in fiscal year 2008-09, the State may shift to schools and community colleges up to 8% of local government property tax revenues, which amount must be repaid, with interest, within three years, if the Governor proclaims that the shift is needed due to a severe state financial hardship, the shift is approved by two-thirds of both houses and certain other conditions are met. The State may also approve voluntary exchanges of local sales tax and property tax revenues among local governments within a county.

Proposition 1A also provides that if the State reduces the annual vehicle license fee rate below 0.65% of vehicle value, the State must provide local governments with equal replacement revenues. Further, Proposition 1A requires the State to suspend State mandates affecting cities, counties and special districts, excepting mandates relating to employee rights, schools or community colleges, in any year that the State does not fully reimburse local governments for their costs to comply with such mandates.

Proposition 1A may result in increased and more stable City revenues. The magnitude of such increase and stability is unknown and would depend on future actions by the State. However, Proposition 1A could also result in decreased resources being available for State programs. This reduction, in turn, could affect actions taken by the State to resolve budget difficulties. Such actions could include increasing State taxes, decreasing aid to cities and spending on other State programs, or other actions, some of which could be adverse to the City.

Proposition 22

Proposition 22 ("Proposition 22") which was approved by California voters in November 2010, prohibits the State, even during a period of severe fiscal hardship, from delaying the distribution of tax revenues for transportation, redevelopment, or local government projects and services and prohibits fuel tax revenues from being loaned for cash-flow or budget balancing purposes to the State General Fund or any other State fund. In addition, Proposition 22 generally eliminates the State's authority to temporarily shift property taxes from cities, counties, and special districts to schools, temporarily increase a school and community college district's share of property tax revenues, prohibits the State from borrowing or redirecting redevelopment property tax revenues or requiring increased pass-through payments thereof, and prohibits the State from reallocating vehicle license fee revenues to pay for State-imposed mandates. In addition, Proposition 22 requires a two-thirds vote of each house of the State Legislature and a public hearing process to be conducted in order to change the amount of fuel excise tax revenues shared with cities and counties. Proposition 22 prohibits the State from enacting new laws that require redevelopment agencies to shift funds to schools or other agencies (but see "San Francisco Redevelopment Agency Dissolution" above). While Proposition 22 will not change overall State and local government costs or revenues by the express terms thereof, it will cause the State to adopt alternative actions to address its fiscal and policy objectives.

Due to the prohibition with respect to the State's ability to take, reallocate, and borrow money raised by local governments for local purposes, Proposition 22 supersedes certain provisions of Proposition 1A (2004). However, borrowings and reallocations from local governments during 2009 are not subject to Proposition 22 prohibitions. In addition, Proposition 22 supersedes Proposition 1A of 2006. Accordingly, the State is prohibited from borrowing sales taxes or excise taxes on motor vehicle fuels or changing the allocations of those taxes among local governments except pursuant to specified procedures involving public notices and hearings.

Proposition 26

On November 2, 2010, the voters approved Proposition 26 ("Proposition 26"), revising certain provisions of Articles XIII A and XIII C of the California Constitution. Proposition 26 re-categorizes many State and local fees as taxes, requires local governments to obtain two-thirds voter approval for taxes levied by local governments, and requires the State to obtain the approval of two-thirds of both houses of the State Legislature to approve State laws that increase taxes. Furthermore, pursuant to Proposition 26, any increase in a fee beyond the amount needed to provide the specific service or benefit is deemed to be a tax and the approval thereof will require a two-thirds vote. In addition, for State-imposed charges, any tax or fee adopted after January 1, 2010 with a majority vote which would

have required a two-thirds vote if Proposition 26 were effective at the time of such adoption is repealed as of November 2011 absent the re-adoption by the requisite two-thirds vote.

Proposition 26 amends Article XIII C of the State Constitution to state that a "tax" means a levy, charge or exaction of any kind imposed by a local government, except (1) a charge imposed for a specific benefit conferred or privilege granted directly to the payor that is not provided to those not charged, and which does not exceed the reasonable costs to the local government of conferring the benefit or granting the privilege; (2) a charge imposed for a specific government service or product provided directly to the payor that is not provided to those not charged, and which does not exceed the reasonable costs to the local government of providing the service or product; (3) a charge imposed for the reasonable regulatory costs to a local government for issuing licenses and permits, performing investigations, inspections and audits, enforcing agricultural marketing orders, and the administrative enforcement and adjudication thereof; (4) a charge imposed for entrance to or use of local government property or the purchase rental or lease of local government property; (5) a fine, penalty, or other monetary charge imposed by the judicial branch of government or a local government as a result of a violation of law, including late payment fees, fees imposed under administrative citation ordinances, parking violations, etc.; (6) a charge imposed as a condition of property development; or (7) assessments and property related fees imposed in accordance with the provisions of Proposition 218. Fees, charges and payments that are made pursuant to a voluntary contract that are not "imposed by a local government" are not considered taxes and are not covered by Proposition 26.

Proposition 26 applies to any levy, charge or exaction imposed, increased, or extended by local government on or after November 3, 2010. Accordingly, fees adopted prior to that date are not subject to the measure until they are increased or extended or if it is determined that an exemption applies.

If the local government specifies how the funds from a proposed local tax are to be used, the approval will be subject to a two-thirds voter requirement. If the local government does not specify how the funds from a proposed local tax are to be used, the approval will be subject to a fifty percent voter requirement. Proposed local government fees that are not subject to Proposition 26 are subject to the approval of a majority of the governing body. In general, proposed property charges will be subject to a majority vote of approval by the governing body although certain proposed property charges will also require approval by a majority of property owners.

Future Initiatives and Changes in Law

The laws and Constitutional provisions described above were each adopted as measures that qualified for the ballot pursuant to the State's initiative process. From time to time other initiative measures could be adopted, further affecting revenues of the City or the City's ability to expend revenues. The nature and impact of these measures cannot be anticipated by the City.

On April 25, 2013, the California Supreme Court in *McWilliams v. City of Long Beach* (April 25, 2013, No. S202037), held that the claims provisions of the Government Claims Act (Government Code Section 900 *et. seq.*) govern local tax and fee refund actions (absent another State statute governing the issue), and that local ordinances were without effect. The effect of the *McWilliams* case is that local governments could face class actions over disputes involving taxes and fees. Such cases could expose local governments to significant refund claims in the future. The City cannot predict whether any such class claims will be filed against it in the future, the outcome of any such claim or its impact on the City.

LITIGATION AND RISK MANAGEMENT

Pending Litigation

There are a number of lawsuits and claims routinely pending against the City, including those summarized in Note 16 to the City's CAFR as of June 30, 2014, attached as Appendix B to this Official Statement. Included among these are a number of actions which if successful would be payable from the City's General Fund. In the opinion of the City Attorney, such suits and claims presently pending will not impair the ability of the City to make debt service payments or otherwise meet its General Fund lease or debt obligations, nor materially impair the City's ability to fund current operations.

Risk Retention Program

Citywide risk management is coordinated by the Office of Risk Management Division within the City's General Services Agency, which is under the supervision of the City Administrator. With certain exceptions, it is the general policy of the City not to purchase commercial insurance for the risks of losses to which it is exposed but rather to first evaluate self-insurance for such risks. The City's policy in this regard is based on its analysis that it is more economical to manage its risks internally and administer, adjust, settle, defend, and pay claims from budgeted resources (i.e., "self-insurance"). The City obtains commercial insurance in certain circumstances, including when required by bond or lease financing covenants and for other limited purposes. The City actuarially determines liability and workers' compensation risk exposures as permitted under State law. The City does not maintain commercial earthquake coverage, with certain minor exceptions.

The City's property risk management approach varies depending on various factors including whether the facility is currently under construction or if the property is owned by a self-supporting enterprise fund department. For new construction projects, the City has utilized traditional insurance, owner-controlled insurance programs or contractor-controlled insurance programs. Under the latter two approaches, the insurance program provides coverage for the entire construction project. When a traditional insurance program is used, the City requires each contractor to provide its own insurance, while ensuring that the full scope of work be covered with satisfactory levels to limit the City's risk exposure. The majority of the City's commercial insurance coverage is purchased for enterprise fund departments and other similar revenue-generating departments (the Airport, MTA, the SF Public Utilities Commission, the Port and Convention Facilities, etc.). The remainder of the commercial insurance coverage is for General Fund departments that are required to provide coverage for bond-financed facilities, coverage for collections at City-owned museums and to meet statutory requirements for bonding of various public officials, and other limited purposes where required by contract or other agreement.

Through coordination with the City Controller and the City Attorney's Office, the City's general liability risk exposure is actuarially determined and is addressed through appropriations in the City's budget and also reflected in the CAFR. The appropriations are sized based on actuarially determined anticipated claim payments and the projected timing of disbursement.

The City actuarially estimates future workers' compensation costs to the City according to a formula based on the following: (i) the dollar amount of claims; (ii) yearly projections of payments based on historical experience; and (iii) the size of the department's payroll. The administration of workers' compensation claims and payouts are handled by the Workers' Compensation Division of the City's Department of Human Resources. The Workers' Compensation Division determines and allocates workers' compensation costs to departments based upon actual payments and costs associated with a department's injured workers' claims. Statewide workers' compensation reforms have resulted in City budgetary savings in recent years. The City continues to develop and implement programs to lower or mitigate workers' compensation costs. These programs focus on accident prevention, transitional return to work for injured workers, improved efficiencies in claims handling and maximum utilization of medical cost containment strategies.

The City's estimated liability and workers' compensation risk exposures are summarized in Note 16 to the City's CAFR, attached to this Official Statement as Appendix B.

PRELIMINARY OFFICIAL STATEMENT DATED JUNE __, 2015

NEW ISSUE – BOOK-ENTRY ONLY

RATINGS: Moody's: ___
S&P: ___
Fitch: ___

(See "Ratings" herein)

In the opinion of Kutak Rock LLP and Rosales Law Partners LLP, Co-Bond Counsel to the City, under existing laws, regulations, rulings and judicial decisions and assuming the accuracy of certain representations and continuing compliance with certain covenants, interest on the Bonds is excluded from gross income for federal income tax purposes and is not a specific preference item for purposes of the federal alternative minimum tax. Co-Bond Counsel are further of the opinion that interest on the Bonds is exempt from present State of California personal income taxes. See "TAX MATTERS" herein.



\$(Par Amount)*
CITY AND COUNTY OF SAN FRANCISCO
GENERAL OBLIGATION BONDS
(TRANSPORTATION AND ROAD IMPROVEMENT BONDS, 2014),
SERIES 2015B

Dated: Date of Delivery

Due: June 15, as shown in the inside cover

This cover page contains certain information for general reference only. It is not intended to be a summary of the security for or the terms of the Bonds. Investors are advised to read the entire Official Statement to obtain information essential to the making of an informed investment decision.

The City and County of San Francisco General Obligation Bonds (Transportation and Road Improvement Bonds, 2014), Series 2015B (the "Bonds") are being issued under the Government Code of the State of California and the Charter of the City and County of San Francisco (the "City"). The issuance of the Bonds has been authorized by a resolution adopted by the Board of Supervisors of the City and duly approved by the Mayor of the City, as described under "THE BONDS – Authority for Issuance; Purposes."

The Board of Supervisors has the power and is obligated to levy *ad valorem* taxes without limitation as to rate or amount upon all property subject to taxation by the City (except certain property which is taxable at limited rates) for the payment of the Bonds and the interest thereon when due. See "SECURITY FOR THE BONDS."

The proceeds of the Bonds will be used to finance improvements to the City's transportation system, streets and roads as described herein, and to pay certain costs related to the issuance of the Bonds. See "PLAN OF FINANCE" and "SOURCES AND USES OF FUNDS."

The Bonds will be issued only in fully registered form without coupons, and when issued will be registered in the name of Cede & Co., as nominee of The Depository Trust Company ("DTC"). Individual purchases of the Bonds will be made in book-entry form only, in denominations of \$5,000 or any integral multiple thereof. Payments of principal of and interest on the Bonds will be made by the City Treasurer, as paying agent, to DTC, which in turn is required to remit such principal and interest to the DTC Participants for subsequent disbursement to the beneficial owners of the Bonds. See "THE BONDS – Form and Registration." The Bonds will be dated and bear interest from their date of delivery until paid in full at the rates shown in the maturity schedule on the inside cover hereof. Interest on the Bonds will be payable on June 15 and December 15 of each year, commencing December 15, 2015. Principal will be paid at maturity as shown on the inside cover. See "THE BONDS – Payment of Interest and Principal."

The Bonds will be subject to redemption prior to maturity, as described herein. See "THE BONDS – Redemption."

MATURITY SCHEDULE
(See Inside Cover)

The Bonds are offered when, as and if issued by the City and accepted by the initial purchaser, subject to the approval of legality by Kutak Rock LLP, Denver, Colorado, and Rosales Law Partners LLP, San Francisco, California, Co-Bond Counsel, and certain other conditions. Certain legal matters will be passed upon for the City by its City Attorney and by Hawkins Delafield & Wood LLP, San Francisco, California, Disclosure Counsel. It is expected that the Bonds in book-entry form will be available for delivery through the facilities of DTC on or about July __, 2015.

Dated: June __, 2015.

* Preliminary, subject to change.

This Preliminary Official Statement and the information contained herein are subject to completion or amendment without notice. Under no circumstances shall this Preliminary Official Statement constitute an offer to sell or the solicitation of an offer to buy, nor shall there be any sale of these securities, in any jurisdiction in which such offer, solicitation, or sale would be unlawful prior to registration or qualification under the securities laws of such jurisdiction.

MATURITY SCHEDULE
(Base CUSIP Number: 797646[†])

\$ _____
2015B Serial Bonds

Maturity Date (June 15)	Principal Amount	Interest Rate	Price/Yield ¹	CUSIP ² Suffix
-------------------------------	---------------------	------------------	--------------------------	------------------------------

\$ _____ % Term Bonds due June 15, 20__ – Price/Yield¹ ___ % CUSIP² Number: 797646__

¹ Reoffering prices / yields furnished by the initial purchaser. The City takes no responsibility for the accuracy thereof.

² CUSIP is a registered trademark of the American Bankers Association. CUSIP data herein is provided by CUSIP Global Services, managed by Standard and Poor's Financial Services LLC on behalf of the American Bankers Association. CUSIP numbers are provided for convenience of reference only. Neither the City nor the initial purchaser take any responsibility for the accuracy of such numbers.

No dealer, broker, salesperson or other person has been authorized by the City to give any information or to make any representation other than those contained herein and, if given or made, such other information or representation must not be relied upon as having been authorized by the City. This Official Statement does not constitute an offer to sell or the solicitation of an offer to buy, nor shall there be any sale of the Bonds, by any person in any jurisdiction in which it is unlawful for such person to make such an offer, solicitation or sale.

The information set forth herein other than that provided by the City, although obtained from sources which are believed to be reliable, is not guaranteed as to accuracy or completeness. The information and expressions of opinion herein are subject to change without notice and neither delivery of this Official Statement nor any sale made hereunder shall, under any circumstances, create any implication that there has been no change in the affairs of the City since the date hereof.

The City maintains a website. The information presented on such website is *not* incorporated by reference as part of this Official Statement and should not be relied upon in making investment decisions with respect to the Bonds. Various other websites referred to in this Official Statement also are not incorporated herein by such references.

This Official Statement is not to be construed as a contract with the initial purchaser of the Bonds. Statements contained in this Official Statement which involve estimates, forecasts or matters of opinion, whether or not expressly so described herein, are intended solely as such and are not to be construed as representations of facts.

The issuance and sale of the Bonds have not been registered under the Securities Act of 1933 in reliance upon the exemption provided thereunder by Section 3(a)(2) for the issuance and sale of municipal securities.

IN CONNECTION WITH THE OFFERING OF THE BONDS, THE INITIAL PURCHASER MAY OVERALLOT OR EFFECT TRANSACTIONS WHICH STABILIZE OR MAINTAIN THE MARKET PRICE OF THE BONDS AT LEVELS ABOVE THAT WHICH MIGHT OTHERWISE PREVAIL IN THE OPEN MARKET. SUCH STABILIZING, IF COMMENCED, MAY BE DISCONTINUED AT ANY TIME.

CITY AND COUNTY OF SAN FRANCISCO

MAYOR

Edwin M. Lee

BOARD OF SUPERVISORS

London Breed, *Board President, District 5*

Eric Mar, *District 1*
Mark Farrell, *District 2*
Julie Christensen, *District 3*
Katy Tang, *District 4*
Jane Kim, *District 6*

Norman Yee, *District 7*
Scott Wiener, *District 8*
David Campos, *District 9*
Malia Cohen, *District 10*
John Avalos, *District 11*

CITY ATTORNEY

Dennis J. Herrera

CITY TREASURER

José Cisneros

OTHER CITY AND COUNTY OFFICIALS

Naomi M. Kelly, *City Administrator*
Benjamin Rosenfield, *Controller*
Nadia Sesay, *Director of Public Finance*

PROFESSIONAL SERVICES

Paying Agent and Registrar

Treasurer of the City and County of San Francisco

Co-Bond Counsel

Kutak Rock LLP
Denver, Colorado

Rosales Law Partners LLP
Berkeley, California

Co-Financial Advisors

Acacia Financial Group, Inc.
New York, New York

Backstrom McCarley Berry & Co. LLC
San Francisco, California

Disclosure Counsel

Hawkins Delafield & Wood LLP
San Francisco, California



TABLE OF CONTENTS

INTRODUCTION	3
THE CITY AND COUNTY OF SAN FRANCISCO.....	3
THE BONDS	5
Authority for Issuance; Purposes	5
Form and Registration.....	6
Payment of Interest and Principal	6
Redemption	7
Defeasance.....	9
SOURCES AND USES OF FUNDS.....	11
Deposit and Investment of Bond Proceeds.....	11
DEBT SERVICE SCHEDULES	12
SECURITY FOR THE BONDS.....	13
General	13
Factors Affecting Property Tax Security for the Bonds.....	13
City Long-Term Challenges.....	14
Seismic Risks	15
Risk of Sea Level Changes and Flooding	16
Natural Gas Transmission and Distribution Pipelines	17
Other Natural Events	17
TAX MATTERS.....	17
OTHER LEGAL MATTERS	20
PROFESSIONALS INVOLVED IN THE OFFERING.....	21
ABSENCE OF LITIGATION	21
CONTINUING DISCLOSURE.....	21
RATINGS	22
SALE OF THE BONDS	22
MISCELLANEOUS	22

APPENDICES

APPENDIX A –	CITY AND COUNTY OF SAN FRANCISCO – ORGANIZATION AND FINANCES
APPENDIX B –	COMPREHENSIVE ANNUAL FINANCIAL REPORT OF THE CITY AND COUNTY OF SAN FRANCISCO FOR THE FISCAL YEAR ENDED JUNE 30, 2014
APPENDIX C –	CITY AND COUNTY OF SAN FRANCISCO, OFFICE OF THE TREASURER – INVESTMENT POLICY
APPENDIX D –	FORM OF CONTINUING DISCLOSURE CERTIFICATE
APPENDIX E –	DTC AND THE BOOK ENTRY ONLY SYSTEM
APPENDIX F –	PROPOSED FORM OF OPINION OF CO-BOND COUNSEL



OFFICIAL STATEMENT

\$[Par Amount]*
**CITY AND COUNTY OF SAN FRANCISCO
GENERAL OBLIGATION BONDS
(TRANSPORTATION AND ROAD IMPROVEMENT BONDS, 2014),
SERIES 2015B**

INTRODUCTION

This Official Statement, including the cover page and the appendices hereto, is provided to furnish information in connection with the public offering by the City and County of San Francisco (the "City") of its City and County of San Francisco General Obligation Bonds (Transportation and Road Improvement Bonds, 2014), Series 2015B (the "Bonds"). The Board of Supervisors of the City has the power and is obligated to levy *ad valorem* taxes without limitation as to rate or amount upon all property subject to taxation by the City (except certain property which is taxable at limited rates) for the payment of the principal of and interest on the Bonds when due. See "SECURITY FOR THE BONDS" herein.

This Official Statement speaks only as of its date, and the information contained herein is subject to change. Except as required by the Continuing Disclosure Certificate to be executed by the City with respect to the Bonds, the City has no obligation to update the information in this Official Statement. See "CONTINUING DISCLOSURE" and APPENDIX D – "FORM OF CONTINUING DISCLOSURE CERTIFICATE" herein.

Quotations from and summaries and explanations of the Bonds, the resolution providing for the issuance and payment of the Bonds, and provisions of the constitution and statutes of the State of California (the "State"), the charter of the City (the "Charter") and City ordinances, and other documents described herein, do not purport to be complete, and reference is made to said laws and documents for the complete provisions thereof. Copies of those documents and information concerning the Bonds are available from the City through the Office of Public Finance, 1 Dr. Carlton B. Goodlett Place, Room 336, San Francisco, California 94102-4682. Reference is made herein to various other documents, reports, websites, etc., which were either prepared by parties other than the City, or were not prepared, reviewed and approved by the City with a view towards making an offering of public securities, and such materials are therefore not incorporated herein by such references nor deemed a part of this Official Statement.

THE CITY AND COUNTY OF SAN FRANCISCO

The City is the economic and cultural center of the San Francisco Bay Area and northern California. The limits of the City encompass over 93 square miles, of which 49 square miles are land, with the balance consisting of tidelands and a portion of the San Francisco Bay (the "Bay"). The City is located at the northern tip of the San Francisco Peninsula, bounded by the Pacific Ocean to the west, the Bay and the San Francisco-Oakland Bay Bridge to the east, the entrance to the Bay and the Golden Gate Bridge to the north, and San Mateo County to the south. Silicon

* Preliminary, subject to change.

Valley is about a 40-minute drive to the south, and the wine country is about an hour's drive to the north. The City's 2014 population was approximately 849,200.

The San Francisco Bay Area consists of the nine counties contiguous to the Bay: Alameda, Contra Costa, Marin, Napa, San Francisco, San Mateo, Santa Clara, Solano and Sonoma Counties (collectively, the "Bay Area"). The economy of the Bay Area includes a wide range of industries, supplying local needs as well as the needs of national and international markets. Major business sectors in the Bay Area include retail, entertainment and the arts, conventions and tourism, service businesses, banking, professional and financial services, corporate headquarters, international and wholesale trade, multimedia and advertising, biotechnology and higher education.

The City is a major convention and tourist destination. According to the San Francisco Travel Association, a nonprofit membership organization, during the calendar year 2013, approximately 16.9 million people visited the City and spent an estimated \$9.38 billion during their stay. The City is also a leading center for financial activity in the State and is the headquarters of the Twelfth Federal Reserve District, the Eleventh District Federal Home Loan Bank, and the San Francisco Regional Office of Thrift Supervision.

The City benefits from a highly skilled, educated and professional labor force. The per-capita personal income of the City for fiscal year 2013-14 was \$76,886. The San Francisco Unified School District operates 8 transitional kindergarten schools, 72 elementary and K-8 school sites, 13 middle schools, 18 senior high schools (including two continuation schools and an independent study school), and 34 State-funded preschool sites, and sponsors 12 independent charter schools. Higher education institutions located in the City include the University of San Francisco, California State University – San Francisco, University of California – San Francisco (a medical school and health science campus), the University of California Hastings College of the Law, the University of the Pacific's School of Dentistry, Golden Gate University, City College of San Francisco (a public community college), the Art Institute of California – San Francisco, the San Francisco Conservatory of Music, the California Culinary Academy, and the Academy of Art University.

San Francisco International Airport ("SFO"), located 14 miles south of downtown San Francisco in an unincorporated area of San Mateo County and owned and operated by the City, is the principal commercial service airport for the Bay Area and one of the nation's principal gateways for Pacific traffic. In fiscal year 2013-14, SFO serviced approximately 46.1 million passengers and handled 370,525 metric tons of cargo. The City is also served by the Bay Area Rapid Transit District (electric rail commuter service linking the City with the East Bay and the San Francisco Peninsula, including SFO), Caltrain (a conventional commuter rail line linking the City with the San Francisco Peninsula), and bus and ferry services between the City and residential areas to the north, east and south of the City. San Francisco Municipal Railway, operated by the City, provides bus and streetcar service within the City. The Port of San Francisco (the "Port"), which administers 7.5 miles of Bay waterfront held in "public trust" by the Port on behalf of the people of the State, promotes a balance of maritime-related commerce, fishing, recreational, industrial and commercial activities and natural resource protection.

The City is governed by a Board of Supervisors elected from eleven districts to serve four-year terms, and a Mayor who serves as chief executive officer, elected citywide to a four-year term. Edwin M. Lee is the 43rd and current Mayor of the City, having been elected by the voters of the City in November 2011. The City's adopted budget for fiscal years 2014-15 and 2015-16 totals \$8.58 billion and \$8.56 billion, respectively. The General Fund portion of each year's adopted budget is \$4.27 billion in fiscal year 2014-15 and \$4.33 billion in fiscal year 2015-16, with the balance being allocated to all other funds, including enterprise fund departments, such as SFO, the San Francisco Municipal Transportation Agency, the Port Commission and the San Francisco Public Utilities Commission. The City employed 29,236 full-time-equivalent employees at the end of fiscal year 2013-14. According to the Controller of the City (the "Controller"), the fiscal year 2014-15 total net assessed valuation of taxable property in the City is approximately \$181.8 billion.

More detailed information about the City's governance, organization and finances may be found in APPENDIX A – "CITY AND COUNTY OF SAN FRANCISCO ORGANIZATION AND FINANCES" and in APPENDIX B – "COMPREHENSIVE ANNUAL FINANCIAL REPORT OF THE CITY AND COUNTY OF SAN FRANCISCO FOR THE FISCAL YEAR ENDED JUNE 30, 2014."

THE BONDS

Authority for Issuance; Purposes

The Bonds will be issued under the Government Code of the State and the Charter. The City authorized the issuance of the Bonds by Resolution No. ____, adopted by the Board of Supervisors of the City on June __, 2015, and duly approved by the Mayor of the City on June __, 2015 (the "Resolution").

The Bonds will constitute the first series of bonds to be issued from an aggregate authorized amount of \$500,000,000 of City and County of San Francisco General Obligation Bonds (Transportation and Road Improvement Bonds, 2014), duly approved by at least two-thirds of the voters voting on Proposition A at an election held on November 4, 2014 ("Proposition A"), to provide funds for the purposes authorized in Proposition A, which are summarized as follows: to construct, redesign and rebuild streets and sidewalks and to make infrastructure repairs and improvements that increase Muni service reliability, ease traffic congestion, reduce vehicle travel times, enhance pedestrian and bicycle safety, and improve disabled access.

The Administrative Code of the City (the "Administrative Code") and Proposition A provide that, to the extent permitted by law, 0.1% of the gross proceeds of all proposed bonds, including the Bonds, be deposited by the Controller and used to fund the costs of the City's independent citizens' general obligation bond oversight committee. The committee was created by the Administrative Code and is appointed by the Board of Supervisors of the City to inform the public concerning the expenditure of general obligation bond proceeds in accordance with the voter authorization.

Form and Registration

The Bonds will be issued in the principal amounts set forth on the inside cover hereof, in the denomination of \$5,000 each or any integral multiple thereof, and will be dated their date of delivery. The Bonds will be issued in fully registered form, without coupons. The Bonds will be initially registered in the name of Cede & Co. as registered owner and nominee for The Depository Trust Company ("DTC"), which is required to remit payments of principal and interest to the DTC Participants for subsequent disbursement to the beneficial owners of the Bonds. See APPENDIX E – "DTC AND THE BOOK-ENTRY ONLY SYSTEM."

Payment of Interest and Principal

The City Treasurer will act as paying agent and registrar with respect to the Bonds. Interest on the Bonds will be payable on each June 15 and December 15 to maturity or prior redemption, commencing December 15, 2015, at the interest rates shown on the inside cover hereof. Interest will be calculated on the basis of a 360-day year comprised of twelve 30-day months. The interest on the Bonds will be payable in lawful money of the United States to the person whose name appears on the Bond registration books of the City Treasurer as the owner thereof as of the close of business on the last day of the month immediately preceding an interest payment date (the "Record Date"), whether or not such day is a business day. Each Bond authenticated on or before November 30, 2015 will bear interest from the date of delivery. Every other Bond will bear interest from the interest payment date next preceding its date of authentication unless it is authenticated as of a day during the period from the Record Date next preceding any interest payment date to the interest payment date, inclusive, in which event it will bear interest from such interest payment date; provided, that if, at the time of authentication of any Bond, interest is then in default on the Bonds, such Bond will bear interest from the interest payment date to which interest has previously been paid or made available for payment on the Bonds.

The Bonds will mature on the dates shown on the inside cover page hereof. The Bonds will be subject to redemption prior to maturity, as described below. See "– Redemption" below. The principal of the Bonds will be payable in lawful money of the United States to the owner thereof upon the surrender thereof at maturity or earlier redemption at the office of the City Treasurer.

The registered owner of an aggregate principal amount of at least \$1,000,000 of the Bonds may submit a written request to the City Treasurer on or before a Record Date for payment of interest on the succeeding interest payment date and thereafter by wire transfer to a commercial bank located within the United States of America. For so long as the Bonds are held in book-entry form by a securities depository selected by the City, payment may be made to the registered owner of the Bonds designated by such securities depository by wire transfer of immediately available funds.

Redemption

Optional Redemption of the Bonds

The Bonds maturing on or before June 15, 20__ will not be subject to optional redemption prior to their respective stated maturity dates. The Bonds maturing on or after June 15, 20__ will be subject to optional redemption prior to their respective stated maturity dates, at the option of the City, from any source of available funds, as a whole or in part on any date (with the maturities to be redeemed to be determined by the City and by lot within a maturity), on or after June 15, 20__, at the redemption price equal to the principal amount of the Bonds redeemed, together with accrued interest to the date fixed for redemption (the "Redemption Date"), without premium.

*Mandatory Redemption**

The Bonds maturing on June 15, 20__ (the "20__ Term Bonds") will be subject to redemption prior to their stated maturity date, in part, by lot, from mandatory sinking fund payments, on each June 15, as shown in the table below, at a redemption price equal to the principal amount thereof plus accrued interest thereon to the Redemption Date, without premium.

Mandatory Sinking Fund Redemption Date (June 15)	Sinking Fund Payment Principal Amount
--	--

20__[†]

[†] Maturity

Selection of Bonds for Redemption

Whenever less than all of the outstanding Bonds are called for redemption on any one date, the City Treasurer will select the maturities of Bonds to be redeemed in the sole discretion of the City Treasurer, and whenever less than all the outstanding Bonds maturing on any one date are called for redemption on any date, the City Treasurer will select the Bonds or portions thereof by lot, in any manner which the City Treasurer deems fair. The Bonds may be redeemed in denominations of \$5,000 or any integral multiple thereof. If the Bonds to be optionally redeemed are also subject to mandatory redemption, the City Treasurer will designate the mandatory sinking fund payment or payments (or portions thereof) against which the principal amount of the Bonds optionally redeemed will be credited.

* Preliminary, subject to change.

Notice of Redemption

The City Treasurer will mail, or cause to be mailed, notice of any redemption of the Bonds, postage prepaid, to the respective registered owners thereof at the addresses appearing on the Bond registration books not less than 20 days and not more than 60 days prior to the Redemption Date.

Notice of redemption also will be given, or caused to be given, by the City Treasurer, by (i) registered or certified mail, postage prepaid, (ii) confirmed facsimile transmission, (iii) overnight delivery service, or (iv) to the extent applicable to the intended recipient, email or similar electronic means, to (a) all organizations registered with the Securities and Exchange Commission as securities depositories and (b) such other services or organizations as may be required in accordance with the Continuing Disclosure Certificate. See "CONTINUING DISCLOSURE" and APPENDIX D - "FORM OF CONTINUING DISCLOSURE CERTIFICATE" herein.

Each notice of redemption will (a) state the Redemption Date; (b) state the redemption price; (c) state the maturity dates of the Bonds called for redemption, and, if less than all of any such maturity is called for redemption, the distinctive numbers of the Bonds of such maturity to be redeemed, and in the case of a Bond redeemed in part only, the respective portions of the principal amount thereof to be redeemed; (d) state the CUSIP number, if any, of each Bond to be redeemed; (e) require that such Bonds be surrendered by the registered owners at the office of the City Treasurer or his or her agent; and (f) give notice that interest on such Bonds or portions of such Bonds to be redeemed will cease to accrue after the designated Redemption Date. Any notice of optional redemption may be conditioned on the receipt of funds or any other event specified in the notice. See "- Conditional Notice; Right to Rescind Notice of Optional Redemption" below.

The actual receipt by the owner of any Bond of such notice of redemption will not be a condition precedent to redemption of such Bond, and failure to receive such notice, or any defect in such notice, will not affect the validity of the proceedings for the redemption of such Bond or the cessation of the accrual of interest on such Bond on the Redemption Date.

Effect of Notice of Redemption

When notice of optional redemption has been given as described above, and when the amount necessary for the redemption of the Bonds called for redemption (principal, premium, if any and accrued interest to the Redemption Date) is set aside for that purpose in the redemption account for the Bonds (the "Redemption Account") established under the Resolution, the Bonds designated for redemption will become due and payable on the Redemption Date, and upon presentation and surrender of said Bonds at the place specified in the notice of redemption, those Bonds will be redeemed and paid at said redemption price out of the applicable Redemption Account. No interest will accrue on such Bonds called for redemption after the Redemption Date and the registered owners of such Bonds will look for payment of such Bonds only to the applicable Redemption Account. Moneys held in a Redemption Account will be invested by the City Treasurer pursuant to the City's policies and guidelines for investment of moneys in the

General Fund of the City. See APPENDIX C – "CITY AND COUNTY OF SAN FRANCISCO, OFFICE OF THE TREASURER – INVESTMENT POLICY."

Conditional Notice; Right to Rescind Notice of Optional Redemption

Any notice of optional redemption may provide that such redemption is conditioned upon: (i) deposit in the Redemption Account of sufficient moneys to redeem the applicable Bonds called for redemption on the anticipated Redemption Date, or (ii) the occurrence of any other event specified in the notice of redemption. In the event that such conditional notice of optional redemption has been given and on the scheduled Redemption Date (i) sufficient moneys to redeem the applicable Bonds have not been deposited in the Redemption Account or (ii) any other event specified in the notice of redemption did not occur, such Bonds for which notice of conditional optional redemption was given will not be redeemed and will remain Outstanding for all purposes and the redemption not occurring will not constitute a default under the Resolution.

In addition, the City may rescind any optional redemption and notice thereof for any reason on any date prior to any Redemption Date by causing written notice of the rescission to be given to the registered owner of all Bonds so called for redemption. Notice of such rescission of redemption will be given in the same manner notice of redemption was originally given. The actual receipt by the registered owner of any Bond of notice of such rescission will not be a condition precedent to rescission, and failure to receive such notice or any defect in such notice so mailed will not affect the validity of the rescission.

Defeasance

Payment of all or any portion of the Bonds may be provided for prior to such Bonds' respective stated maturities by irrevocably depositing with the City Treasurer (or any commercial bank or trust company designated by the City Treasurer to act as escrow agent with respect thereto): (a) an amount of cash equal to the principal amount of all of such Bonds or a portion thereof, and all unpaid interest thereon to maturity, except that in the case of Bonds which are to be redeemed prior to such Bonds' respective stated maturities and in respect of which notice of such redemption will have been given as described above or an irrevocable election to give such notice will have been made by the City, the amount to be deposited will be the principal amount thereof, all unpaid interest thereon to the Redemption Date, and premium, if any, due on such Redemption Date; or (b) Defeasance Securities (as defined below) not subject to call, except as described in the definition below, maturing and paying interest at such times and in such amounts, together with interest earnings and cash, if required, as will, without reinvestment, as certified by an independent certified public accountant, be fully sufficient to pay the principal and all unpaid interest to maturity, or to the Redemption Date, as the case may be, and any premium due on the Bonds to be paid or redeemed, as such principal and interest come due; provided, that, in the case of the Bonds which are to be redeemed prior to maturity, notice of such redemption will be given as described above or an irrevocable election to give such notice will have been made by the City; then, all obligations of the City with respect to said outstanding Bonds will cease and terminate, except only the obligation of the City to pay or cause to be paid from the funds deposited as described in this paragraph, to the owners of said Bonds all sums due with respect thereto, and the tax covenant obligations of the City with respect to such Bonds;

provided, that the City will have received an opinion of nationally recognized bond counsel that provision for the payment of said Bonds has been made as required by the Resolution.

As used in this section, the following terms have the meanings given below:

"Defeasance Securities" means any of the following which at the time are legal investments under the laws of the State of California for the moneys proposed to be invested therein: (1) United States Obligations (as defined below); and (2) Pre-refunded fixed interest rate municipal obligations meeting the following conditions: (a) the municipal obligations are not subject to redemption prior to maturity, or the trustee has been given irrevocable instructions concerning their calling and redemption and the issuer has covenanted not to redeem such obligations other than as set forth in such instructions; (b) the municipal obligations are secured by cash or United States Obligations (as defined below); (c) the principal of and interest on the United States Obligations (plus any cash in the escrow fund or the applicable Redemption Account) are sufficient to meet the liabilities of the municipal obligations; (d) the United States Obligations serving as security for the municipal obligations are held by an escrow agent or trustee; (e) the United States Obligations are not available to satisfy any other claims, including those against the trustee or escrow agent; and (f) the municipal obligations are rated (without regard to any numerical modifier, plus or minus sign or other modifier), at the time of original deposit to the escrow fund, by any two Rating Agencies (as defined below) not lower than the rating then maintained by the respective Rating Agency on such United States Obligations.

"United States Obligations" means (i) direct and general obligations of the United States of America, or obligations that are unconditionally guaranteed as to principal and interest by the United States of America, including without limitation, the interest component of Resolution Funding Corporation (REFCORP) bonds that have been stripped by request to the Federal Reserve Bank of New York in book-entry form, or (ii) any security issued by an agency or instrumentality of the United States of America that is selected by the Director of Public Finance that results in the escrow fund being rated by any two Rating Agencies (as defined below) at the time of the initial deposit to the escrow fund and upon any substitution or subsequent deposit to the escrow fund, no lower than the rating then maintained by the respective Rating Agency on United States Obligations described in (i) herein.

"Rating Agencies" means Moody's Investors Service, Inc., Fitch Ratings, and Standard and Poor's Rating Services, or any other nationally-recognized bond rating agency that is the successor to any of the foregoing rating agencies or that is otherwise established after the date of adoption of the Resolution.

SOURCES AND USES OF FUNDS

The following are the estimated sources and uses of funds in connection with the Bonds:

Sources

Principal Amount of Bonds
Net Original Issue Premium
Total Sources of Funds

Uses

Deposit to Project Subaccount
Deposit to Bond Subaccount
Oversight Committee
Underwriter's Discount
Costs of Issuance*
Total Uses of Funds

* Includes fees for services of rating agencies, Co-Financial Advisors, Co-Bond Counsel, Disclosure Counsel, costs to the City, printing costs, other miscellaneous costs associated with the issuance of the Bonds, and rounding amounts.

Deposit and Investment of Bond Proceeds

Any bid premium received upon the delivery of the Bonds, and all taxes collected for payment of the Bonds, will be deposited into a special subaccount established for the payment of the Bonds. The subaccount was created by the Resolution specifically for payment of principal of and interest on the Bonds (the "Bond Subaccount").

All remaining proceeds of the sale of the Bonds are required to be deposited by the City Treasurer into a special subaccount within the project account created by the City to hold proceeds of the sale of all of the Proposition A bonds, which proceeds are required to be applied exclusively to the purposes approved by the voters in Proposition A, and to pay costs of issuance of such bonds. See "THE BONDS – Authority for Issuance; Purposes." The subaccount was created by the Resolution specifically to hold the proceeds of the Bonds (the "Project Subaccount").

Under the Resolution, the Bond Subaccount and the Project Subaccount may each be invested in any investment of the City in which moneys in the General Fund of the City are invested. The City Treasurer may commingle any of the moneys held in any such subaccounts with other City moneys, or deposit amounts credited to such subaccounts into a separate fund or funds for investment purposes only; provided, however, all of the money held in such subaccounts (including interest earnings) will be accounted for separately notwithstanding any such commingling or separate deposit by the City Treasurer. All interest earned on any such account will be retained in that account. See APPENDIX C – "CITY AND COUNTY OF SAN FRANCISCO, OFFICE OF THE TREASURER – INVESTMENT POLICY."

A portion of the proceeds of the Bonds will be used to pay certain costs related to the issuance of the Bonds. Up to 0.1% of the proceeds of the Bonds are required to be appropriated to fund the Citizens' General Obligation Bond Oversight Committee, created to oversee various general obligation bond programs of the City. See "THE BONDS – Authority for Issuance; Purposes" herein.

DEBT SERVICE SCHEDULE

The scheduled debt service payable with respect to the Bonds is as follows:

<u>Payment Date</u>	<u>Principal</u>	<u>Interest</u>	<u>Total Principal and Interest</u>	<u>Fiscal Year Total</u>
---------------------	------------------	-----------------	---	--------------------------

Total

SECURITY FOR THE BONDS

General

The Board of Supervisors of the City has the power and is obligated, and under the Resolution has covenanted, to levy *ad valorem* taxes without limitation as to rate or amount upon all property subject to taxation by the City (except certain property which is taxable at limited rates) for the payment of the principal of and interest on the Bonds when due.

At the option of the Board of Supervisors, other available funds of the City that are not restricted by law to specific uses may be used to pay debt service on the Bonds.

Factors Affecting Property Tax Security for the Bonds

The annual property tax rate for repayment of the Bonds will be based on the total assessed value of taxable property in the City and the scheduled debt service on the Bonds in each year, less any other lawfully available funds applied by the City for repayment of the Bonds. Fluctuations in the annual debt service on the Bonds, the assessed value of taxable property in the City, and the availability of such other funds in any year, may cause the annual property tax rate applicable to the Bonds to fluctuate. Issuance by the City of additional authorized bonds payable from *ad valorem* property taxes may cause the overall property tax rate to increase.

Discussed below are certain factors that may affect the City's ability to levy and collect sufficient taxes to pay scheduled debt service on the Bonds each year. See APPENDIX A – "CITY AND COUNTY OF SAN FRANCISCO ORGANIZATION AND FINANCES" for additional information on these factors.

Total Assessed Value of Taxable Property in the City. The greater the assessed value of taxable property in the City, the lower the tax rate necessary to generate taxes sufficient to pay scheduled debt service on bonds. The total net assessed valuation of taxable property in the City in fiscal year 2014-15 is approximately \$181.8 billion. During economic downturns, declining real estate values, increased foreclosures, and increases in requests submitted to the Assessor and the Assessment Appeals Board for reductions in assessed value have generally caused a reduction in the assessed value of some properties in the City. See APPENDIX A – "CITY AND COUNTY OF SAN FRANCISCO ORGANIZATION AND FINANCES – PROPERTY TAXATION – Assessed Valuations, Tax Rates and Tax Delinquencies."

Natural and economic forces can affect the assessed value of taxable property in the City. The City is located in a seismically active region, and damage from an earthquake in or near the City could cause moderate to extensive or total damage to taxable property. See "Seismic Risks" below. Other natural or man-made disasters, such as flood, fire, toxic dumping or acts of terrorism, could also cause a reduction in the assessed value of taxable property within the City. Economic and market forces, such as a downturn in the Bay Area's economy generally, can also affect assessed values, particularly as these forces might reverberate in the residential housing and commercial property markets. In addition, the total assessed value can be reduced through the reclassification of taxable property to a class exempt from taxation, whether by ownership or

use (such as exemptions for property owned by State and local agencies and property used for qualified educational, hospital, charitable or religious purposes).

Concentration of Taxable Property Ownership. The more property (by assessed value) owned by any single assessee, the more exposure of tax collections to weakness in that taxpayer's financial situation and ability or willingness to pay property taxes. For fiscal year 2014-15, no single assessee owned more than 0.52% of the total taxable property in the City. See APPENDIX A – "CITY AND COUNTY OF SAN FRANCISCO ORGANIZATION AND FINANCES – PROPERTY TAXATION – Tax Levy and Collection."

Property Tax Rates. One factor in the ability of taxpayers to pay additional taxes for general obligation bonds is the cumulative rate of tax. The total tax rate per \$100 of assessed value (including the basic countywide 1% rate required by statute) is discussed further in APPENDIX A – "CITY AND COUNTY OF SAN FRANCISCO ORGANIZATION AND FINANCES – PROPERTY TAXATION – Assessed Valuations, Tax Rates and Tax Delinquencies."

Debt Burden on Owners of Taxable Property in the City. Another measure of the debt burden on local taxpayers is total debt as a percentage of taxable property value. Issuance of general obligation bonds by the City is limited under Section 9.106 of the Charter to 3.00% of the assessed value of all taxable real and personal property located within the City's boundaries. For purposes of this provision of the Charter, the City calculates its debt limit on the basis of total assessed valuation net of non-reimbursable and homeowner exemptions. On this basis, the City's gross general obligation debt limit for fiscal year 2014-15 is approximately \$5.45 billion, based on a net assessed valuation of approximately \$181.8 billion. As of April 1, 2015, the City had outstanding approximately \$2.05 billion in aggregate principal amount of general obligation bonds, which equals approximately [1.13]% of the net assessed valuation for fiscal year 2014-15. See APPENDIX A – "CITY AND COUNTY OF SAN FRANCISCO ORGANIZATION AND FINANCES – CAPITAL FINANCING AND BONDS."

Additional Debt; Authorized but Unissued Bonds. Issuance of additional authorized bonds can cause the overall property tax rate to increase. As of April 1, 2015, the City had voter approval to issue up to \$1.28 billion in additional aggregate principal amount of new bonds payable from *ad valorem* property taxes. See APPENDIX A – "CITY AND COUNTY OF SAN FRANCISCO ORGANIZATION AND FINANCES – CAPITAL FINANCING AND BONDS – General Obligation Bonds." In addition, the City expects that it will propose further bond measures to the voters from time to time to help meet its capital needs which are quantified in the City's most recent ten-year capital plan at \$32 billion. See APPENDIX A – "CITY AND COUNTY OF SAN FRANCISCO ORGANIZATION AND FINANCES – CAPITAL FINANCING AND BONDS – Capital Plan."

City Long-Term Challenges

The following discussion highlights certain long-term challenges facing the City and is not meant to be an exhaustive discussion of challenges facing the City. Notwithstanding the City's strong economic and financial performance during the recent recovery and despite significant City initiatives to improve public transportation systems, expand access to healthcare

and modernize parks and libraries, the City faces several long-term financial challenges and risks described below.

Significant capital investments are proposed in the City's adopted ten-year capital plan. However identified funding resources are below those necessary to maintain and enhance the City's physical infrastructure. As a result, over \$14 billion in capital needs are deferred from the capital plan's ten-year horizon. Over two-thirds of these unfunded needs relate to the City's transportation and waterfront infrastructure, where state of good repair investment has lagged for decades. Mayor Edwin Lee has convened a taskforce to recommend funding mechanisms and strategies to bridge a portion of the gaps in the City's transportation needs, but it is likely that significant funding gaps will remain even assuming the identification of significant new funding resources.

In addition, the City faces long term challenges with respect to the management of pension and post-employment retirement obligations. The City has taken significant steps to address long-term unfunded liabilities for employee pension and other post employment benefits, including retiree health obligations, yet significant liabilities remain. The most recent actuarial analyses estimate unfunded actuarial liabilities of over \$7 billion for these benefits, comprised of \$4.0 billion for retiree health obligations and \$3.4 billion for employee pension benefits. In recent years, the City and voters have adopted significant changes that should mitigate these unfunded liabilities over time, including adoption of lower-cost benefit tiers, increases to employee and employer contribution requirements, and establishment of a trust fund to set-aside funding for future retiree health costs. The financial benefit from these changes will phase in over time, however, leaving ongoing financial challenges for the City in the shorter term. Further, the size of these liabilities is based on a number of assumptions, including but not limited to assumed investment returns and actuarial assumptions. It is possible that actual results will differ materially from current assumptions, and such changes in investment returns or other actuarial assumptions could increase budgetary pressures on the City.

Lastly, while the City has adopted a number of measures to better position the City's operating budget for future economic downturns, these measures may not be sufficient. Economic stabilization reserves have grown significantly during the last three fiscal years and now exceed pre-recession peaks, but remain below adopted target levels of 10% of discretionary General Fund revenues.

There is no assurance that other challenges not discussed here may become material to investors in the future. For more information, see APPENDIX A – "CITY AND COUNTY OF SAN FRANCISCO ORGANIZATION AND FINANCES" and in APPENDIX B – "COMPREHENSIVE ANNUAL FINANCIAL REPORT OF THE CITY AND COUNTY OF SAN FRANCISCO FOR THE FISCAL YEAR ENDED JUNE 30, 2014."

Seismic Risks

The City is located in a seismically active region. Active earthquake faults underlie both the City and the surrounding Bay Area, including the San Andreas Fault, which passes about three miles to the southeast of the City's border; and the Hayward Fault, which runs under Oakland, Berkeley and other cities on the east side of San Francisco Bay, about 10 miles away.

Significant seismic events include the 1989 Loma Prieta earthquake, centered about 60 miles south of the City, which registered 6.9 on the Richter scale of earthquake intensity. That earthquake caused fires, building collapses, and structural damage to buildings and highways in the City and surrounding areas. The San Francisco-Oakland Bay Bridge, the only east-west vehicle access into the City, was closed for a month for repairs, and several highways in the City were permanently closed and eventually removed. On August 24, 2014, the San Francisco Bay Area experienced a 6.0 earthquake centered near Napa along the West Napa Fault. The City did not suffer any material damage as a result of this earthquake.

In March 2015, the Working Group on California Earthquake Probabilities (a collaborative effort of the U.S. Geological Survey (U.S.G.S.), the California Geological Survey, and the Southern California Earthquake Center) reported that there is a 72% chance that one or more quakes of about magnitude 6.7 or larger will occur in the San Francisco Bay Area before the year 2045. Such earthquakes may be very destructive. In addition to the potential damage to City-owned buildings and facilities (on which the City does not generally carry earthquake insurance), due to the importance of San Francisco as a tourist destination and regional hub of commercial, retail and entertainment activity, a major earthquake anywhere in the Bay Area may cause significant temporary and possibly long-term harm to the City's economy, tax receipts, and residential and business real property values.

Risk of Sea Level Changes and Flooding

In May 2009, the California Climate Change Center released a final paper, for informational purposes only, which was funded by the California Energy Commission, the California Environmental Protection Agency, the Metropolitan Transportation Commission, the California Department of Transportation and the California Ocean Protection Council. The title of the paper is "The Impacts of Sea-Level Rise on the California Coast." The paper posits that increases in sea level will be a significant consequence of climate change over the next century. The paper evaluated the population, infrastructure, and property at risk from projected sea-level rise if no actions are taken to protect the coast. The paper concluded that significant property is at risk of flooding from 100-year flood events as a result of a 1.4 meter sea level rise. The paper further estimates that the replacement value of this property totals nearly \$100 billion (in 2000 dollars). Two-thirds of this at-risk property is concentrated in San Francisco Bay, indicating that this region is particularly vulnerable to impacts associated with sea-level rise due to extensive development on the margins of the Bay. A wide range of critical infrastructure, such as roads, hospitals, schools, emergency facilities, wastewater treatment plants, power plants, and wetlands is also vulnerable. Continued development in vulnerable areas will put additional assets at risk and raise protection costs.

The City is unable to predict whether sea-level rise or other impacts of climate change or flooding from a major storm will occur, when they may occur, and if any such events occur, whether they will have a material adverse effect on the business operations or financial condition of the City and the local economy.

Natural Gas Transmission and Distribution Pipelines

In September 2010, a Pacific Gas and Electric Company ("PG&E") high pressure natural gas transmission pipeline exploded in San Bruno, California, with catastrophic results. There are numerous gas transmission and distribution pipelines owned, operated and maintained by PG&E throughout the City. The City cannot provide any assurances as to the condition of PG&E pipelines in the City, or predict the extent of damage to surrounding property that would occur if a PG&E pipeline located within the City were to explode.

Other Natural Events

Seismic events, wildfires and other calamitous events may damage City infrastructure and adversely impact the City's ability to provide municipal services. In August 2013, a massive wildfire in Tuolumne County and the Stanislaus National Forest burned over 257,135 acres (the "Rim Fire"), which area included portions of the City's Hetch Hetchy Project. The Hetch Hetchy Project is comprised of dams (including O'Shaughnessy Dam), reservoirs (including Hetch Hetchy Reservoir which supplies 85% of San Francisco's drinking water), hydroelectric generator and transmission facilities and water transmission facilities. Hetch Hetchy facilities affected by the Rim Fire included two power generating stations and the southern edge of the Hetch Hetchy Reservoir. There was no impact to drinking water quality. The City's hydroelectric power generation system was interrupted by the fire, forcing the San Francisco Public Utilities Commission to spend approximately \$1.6 million buying power on the open market and using existing banked energy with PG&E. The Rim Fire inflicted approximately \$40 million in damage to parts of the City's water and power infrastructure located in the region.

TAX MATTERS

General

In the opinion of Kutak Rock LLP and Rosales Law Partners LLP, Co-Bond Counsel to the City, under existing laws, regulations, rulings and judicial decisions, interest on the Bonds is excluded from gross income for federal income tax purposes and is not a specific preference item for purposes of the federal alternative minimum tax. The opinions described in the preceding sentence assume the accuracy of certain representations and compliance by the City with covenants designed to satisfy the requirements of the Internal Revenue Code of 1986, as amended (the "Code") that must be met subsequent to the issuance of the Bonds. Failure to comply with such requirements could cause interest on the Bonds to be included in gross income for federal income tax purposes retroactive to the date of issuance of the Bonds. The City will covenant to comply with such requirements. Co-Bond Counsel have expressed no opinion regarding other federal tax consequences arising with respect to the Bonds.

Notwithstanding Co-Bond Counsel's opinion that interest on the Bonds is not a specific preference item for purposes of the federal alternative minimum tax, such interest will be included in adjusted current earnings of certain corporations, and such corporations are required to include in the calculation of federal alternative minimum taxable income 75% of the excess of such corporations' adjusted current earnings over their federal alternative minimum taxable

income (determined without regard to such adjustment and prior to reduction for certain net operating losses).

Co-Bond Counsel are further of the opinion that interest on the Bonds is exempt from present State of California personal income taxes.

Special Considerations With Respect to the Bonds

The accrual or receipt of interest on the Bonds may otherwise affect the federal income tax liability of the owners of the Bonds. The extent of these other tax consequences will depend upon such owner's particular tax status and other items of income or deduction. Co-Bond Counsel have expressed no opinion regarding any such consequences. Purchasers of the Bonds, particularly purchasers that are corporations (including S corporations and foreign corporations operating branches in the United States), property or casualty insurance companies, banks, thrifts or other financial institutions, certain recipients of social security or railroad retirement benefits, taxpayers otherwise entitled to claim the earned income credit, taxpayers entitled to claim the refundable credit in Section 36B of the Code for coverage under a qualified health plan or taxpayers who may be deemed to have incurred or continued indebtedness to purchase or carry tax-exempt obligations, should consult their tax advisors as to the tax consequences of purchasing or owning the Bonds.

Backup Withholding

As a result of the enactment of the Tax Increase Prevention and Reconciliation Act of 2005, interest on tax-exempt obligations such as the Bonds is subject to information reporting in a manner similar to interest paid on taxable obligations. Backup withholding may be imposed on payments made to any bondholder who fails to provide certain required information including an accurate taxpayer identification number to any person required to collect such information pursuant to Section 6049 of the Code. The reporting requirement does not in and of itself affect or alter the excludability of interest on the Bonds from gross income for federal income tax purposes or any other federal tax consequence of purchasing, holding or selling tax-exempt obligations.

Changes in Federal and State Tax Law

From time to time, there are legislative proposals in the Congress and in the various state legislatures that, if enacted, could alter or amend federal and state tax matters referred to above or adversely affect the market value of the Bonds. It cannot be predicted whether or in what form any such proposal might be enacted or whether if enacted it would apply to bonds issued prior to enactment.

In addition, regulatory actions are from time to time announced or proposed and litigation is threatened or commenced which, if implemented or concluded in a particular manner, could adversely affect the market value of the Bonds. It cannot be predicted whether any such regulatory action will be implemented, how any particular litigation or judicial action will be resolved, or whether the Bonds or the market value thereof would be impacted thereby. Purchasers of the Bonds should consult their tax advisors regarding any pending or proposed legislation, regulatory initiatives or litigation. The opinions expressed by Co-Bond Counsel are

based upon existing legislation and regulations as interpreted by relevant judicial and regulatory authorities as of the date of issuance and delivery of the Bonds and Co-Bond Counsel have expressed no opinion as of any date subsequent thereto or with respect to any pending legislation, regulatory initiatives or litigation.

Tax Treatment of Original Issue Premium

The Bonds maturing on June 15, 20__ through, and including, June 15, 20__ (collectively, the "Premium Bonds") are being sold at a premium. An amount equal to the excess of the issue price of a Premium Bond over its stated redemption price at maturity constitutes premium on such Premium Bond. An initial purchaser of a Premium Bond must amortize any premium over such Premium Bond's term using constant yield principles, based on the purchaser's yield to maturity (or, in the case of Premium Bonds callable prior to their maturity, by amortizing the premium to the call date, based on the purchaser's yield to the call date and giving effect to the call premium). As premium is amortized, the amount of the amortization offsets a corresponding amount of interest for the period and the purchaser's basis in such Premium Bond is reduced by a corresponding amount resulting in an increase in the gain (or decrease in the loss) to be recognized for federal income tax purposes upon a sale or disposition of such Premium Bond prior to its maturity. Even though the purchaser's basis may be reduced, no federal income tax deduction is allowed. Purchasers of the Premium Bonds should consult with their tax advisors with respect to the determination and treatment of premium for federal income tax purposes and with respect to the state and local tax consequences of owning a Premium Bond.

Tax Treatment of Original Issue Discount

The Bonds maturing on June 15, 20__ through, and including, June 15, 20__ (collectively, the "Discount Bonds") are being sold at an original issue discount. The difference between the initial public offering prices of such Discount Bonds and their stated amounts to be paid at maturity constitutes original issue discount treated in the same manner for federal income tax purposes as interest, as described under "General" above.

The amount of original issue discount which is treated as having accrued with respect to such Discount Bond is added to the cost basis of the owner in determining, for federal income tax purposes, gain or loss upon disposition of such Discount Bond (including its sale, redemption or payment at maturity). Amounts received upon disposition of such Discount Bond which are attributable to accrued original issue discount will be treated as tax-exempt interest, rather than as taxable gain, for federal income tax purposes.

Original issue discount is treated as compounding semiannually, at a rate determined by reference to the yield to maturity of each individual Discount Bond, on days which are determined by reference to the maturity date of such Discount Bond. The amount treated as original issue discount on such Discount Bond for a particular semiannual accrual period is equal to the product of (i) the yield to maturity for such Discount Bond (determined by compounding at the close of each accrual period) and (ii) the amount which would have been the tax basis of such Discount Bond at the beginning of the particular accrual period if held by the original purchaser, less the amount of any interest payable for such Discount Bond during the accrual

period. The tax basis is determined by adding to the initial public offering price on such Discount Bond the sum of the amounts which have been treated as original issue discount for such purposes during all prior periods. If such Discount Bond is sold between semiannual compounding dates, original issue discount which would have been accrued for that semiannual compounding period for federal income tax purposes is to be apportioned in equal amounts among the days in such compounding period.

Owners of Discount Bonds should consult their tax advisors with respect to the determination and treatment of original issue discount accrued as of any date and with respect to the state and local tax consequences of owning a Discount Bond.

OTHER LEGAL MATTERS

Certain legal matters incident to the authorization, issuance and sale of the Bonds and with regard to the tax status of the interest on the Bonds (see "TAX MATTERS" herein) are subject to the legal opinions of Kutak Rock LLP, Denver, Colorado, and Rosales Law Partners LLP, San Francisco, California, Co-Bond Counsel to the City. The signed legal opinions of Co-Bond Counsel, dated and premised on facts existing and law in effect as of the date of original delivery of the Bonds, will be delivered to the initial purchaser of the Bonds at the time of original delivery of the Bonds.

The proposed forms of the legal opinions of Co-Bond Counsel are set forth in APPENDIX F hereto. The legal opinions to be delivered may vary that text if necessary to reflect facts and law on the date of delivery. The opinions will speak only as of their date, and subsequent distributions of them by recirculation of this Official Statement or otherwise will create no implication that Co-Bond Counsel have reviewed or express any opinion concerning any of the matters referred to in the respective opinions subsequent to their date. In rendering their opinions, Co-Bond Counsel will rely upon certificates and representations of facts to be contained in the transcript of proceedings for the Bonds, which Co-Bond Counsel will not have independently verified.

Co-Bond Counsel undertake no responsibility for the accuracy, completeness or fairness of this Official Statement.

Certain legal matters will be passed upon for the City by the City Attorney and by Hawkins Delafield & Wood LLP, San Francisco, California, Disclosure Counsel.

Hawkins Delafield & Wood LLP has served as disclosure counsel to the City and in such capacity has advised the City with respect to applicable securities laws and participated with responsible City officials and staff in conferences and meetings where information contained in this Official Statement was reviewed for accuracy and completeness. Disclosure Counsel is not responsible for the accuracy or completeness of the statements or information presented in this Official Statement and has not undertaken to independently verify any of such statements or information. Rather, the City is solely responsible for the accuracy and completeness of the statements and information contained in this Official Statement. Upon the delivery of the Bonds, Disclosure Counsel will deliver a letter to the City which advises the City, subject to the assumptions, exclusions, qualifications and limitations set forth therein, that no facts came to

attention of such firm which caused them to believe that this Official Statement as of its date and as of the date of delivery of the Bonds contained or contains any untrue statement of a material fact or omitted or omits to state any material fact necessary to make the statements therein, in light of the circumstances under which they were made, not misleading. No purchaser or holder of the Bonds, or other person or party other than the City, will be entitled to or may rely on such letter or Hawkins Delafield & Wood LLP's having acted in the role of disclosure counsel to the City.

PROFESSIONALS INVOLVED IN THE OFFERING

Acacia Financial Group, Inc., New York, New York, and Backstrom McCarley Berry & Co., LLC, San Francisco, California, have served as Co-Financial Advisors to the City with respect to the sale of the Bonds. The Co-Financial Advisors have assisted the City in the City's review and preparation of this Official Statement and in other matters relating to the planning, structuring, and sale of the Bonds. The Co-Financial Advisors have not independently verified any of the data contained herein nor conducted a detailed investigation of the affairs of the City to determine the accuracy or completeness of this Official Statement and assume no responsibility for the accuracy or completeness of any of the information contained herein. The Co-Financial Advisors, Co-Bond Counsel and Disclosure Counsel will all receive compensation from the City for services rendered in connection with the Bonds contingent upon the sale and delivery of the Bonds. The City Treasurer is acting as paying agent and registrar with respect to the Bonds.

ABSENCE OF LITIGATION

No litigation is pending or threatened concerning the validity of the Bonds, the ability of the City to levy the *ad valorem* tax required to pay debt service on the Bonds, the corporate existence of the City, or the entitlement to their respective offices of the officers of the City who will execute and deliver the Bonds and other documents and certificates in connection therewith. The City will furnish to the initial purchaser of the Bonds a certificate of the City as to the foregoing as of the time of the original delivery of the Bonds.

CONTINUING DISCLOSURE

The City has covenanted for the benefit of the holders and beneficial owners of the Bonds to provide certain financial information and operating data relating to the City (the "Annual Report") not later than 270 days after the end of the City's fiscal year (which currently ends on June 30), commencing with the report for fiscal year 2014-15, which is due not later than March 26, 2016, and to provide notices of the occurrence of certain enumerated events. The Annual Report will be filed by the City with the Municipal Securities Rulemaking Board ("MSRB"). The notices of enumerated events will be filed by the City with the MSRB. The specific nature of the information to be contained in the Annual Report or the notices of enumerated events is summarized in APPENDIX D – "FORM OF CONTINUING DISCLOSURE CERTIFICATE." These covenants have been made in order to assist the purchaser of the Bonds in complying with Securities and Exchange Commission Rule 15c2-12(b)(5) (the "Rule"). In the last five years, the City has not failed to comply in all material respects with any previous undertakings with regard to the Rule to provide annual reports or notices of enumerated events.

The City may, from time to time, but is not obligated to, post its Comprehensive Annual Financial Report and other financial information on the City Controller's web site at www.sfgov.org/controller.

RATINGS

Moody's Investors Service, Inc. ("Moody's"), Standard & Poor's Ratings Services ("S&P"), and Fitch Ratings ("Fitch"), have assigned municipal bond ratings of "___," "___," and "___," respectively, to the Bonds. Certain information not included in this Official Statement was supplied by the City to the rating agencies to be considered in evaluating the Bonds. The ratings reflect only the views of each rating agency, and any explanation of the significance of any rating may be obtained only from the respective credit rating agencies: Moody's, at www.moodys.com; S&P, at www.sandp.com; and Fitch, at www.fitchratings.com. The information presented on the website of each rating agency is not incorporated by reference as part of this Official Statement. Investors are advised to read the entire Official Statement to obtain information essential to the making of an informed investment decision. No assurance can be given that any rating issued by a rating agency will be retained for any given period of time or that the same will not be revised or withdrawn entirely by such rating agency, if in its judgment circumstances so warrant. Any such revision or withdrawal of the ratings obtained may have an adverse effect on the market price or marketability of the Bonds. The City undertakes no responsibility to oppose any such downward revision, suspension or withdrawal.

SALE OF THE BONDS

The Bonds were sold at competitive bid on June __, 2015. The Bonds were awarded to _____ (the "Purchaser"), which submitted the lowest true interest cost bid, at a purchase price of \$ _____. Under the terms of its bid, the Purchaser will be obligated to purchase all of the Bonds if any are purchased, the obligation to make such purchase being subject to the approval of certain legal matters by Co-Bond Counsel, and certain other conditions to be satisfied by the City.

The Purchaser has certified the reoffering prices or yields for the Bonds set forth on the inside cover of this Official Statement, and the City takes no responsibility for the accuracy of those prices or yields. Based on the reoffering prices, the original issue premium on the reoffering of the Bonds is \$ _____, and the Purchaser's gross compensation (or "spread") is \$ _____. The Purchaser may offer and sell Bonds to certain dealers and others at yields that differ from those stated on the inside cover. The offering prices or yields may be changed from time to time by the Purchaser.

MISCELLANEOUS

Any statements in this Official Statement involving matters of opinion, whether or not expressly so stated, are intended as such and not as representations of fact. This Official Statement is not to be construed as a contract or agreement between the City and the initial purchaser or owners and beneficial owners of any of the Bonds.

The preparation and distribution of this Official Statement have been duly authorized by the Board of Supervisors of the City.

**CITY AND COUNTY OF SAN
FRANCISCO**

By: _____
Benjamin Rosenfield
Controller

APPENDIX A

**CITY AND COUNTY OF SAN FRANCISCO
ORGANIZATION AND FINANCES**

APPENDIX B

**COMPREHENSIVE ANNUAL FINANCIAL REPORT
OF THE CITY AND COUNTY OF SAN FRANCISCO
FOR THE FISCAL YEAR ENDED JUNE 30, 2014**

APPENDIX C

**CITY AND COUNTY OF SAN FRANCISCO
OFFICE OF THE TREASURER
INVESTMENT POLICY**

APPENDIX D

FORM OF CONTINUING DISCLOSURE CERTIFICATE

§ _____
CITY AND COUNTY OF SAN FRANCISCO
GENERAL OBLIGATION BONDS
(TRANSPORTATION AND ROAD IMPROVEMENT BONDS, 2014),
SERIES 2015B

This Continuing Disclosure Certificate (the "Disclosure Certificate") is executed and delivered by the City and County of San Francisco (the "City") in connection with the issuance of the bonds captioned above (the "Bonds"). The Bonds are issued pursuant to Resolution No. _____, adopted by the Board of Supervisors of the City on June __, 2015, and duly approved by the Mayor of the City on June __, 2015 (the "Resolution"). The City covenants and agrees as follows:

SECTION 1. Purpose of the Disclosure Certificate. This Disclosure Certificate is being executed and delivered by the City for the benefit of the Holders and Beneficial Owners of the Bonds and in order to assist the Participating Underwriters in complying with Securities and Exchange Commission Rule 15c2-12(b)(5).

SECTION 2. Definitions. The following capitalized terms shall have the following meanings:

"Annual Report" shall mean any Annual Report provided by the City pursuant to, and as described in, Sections 3 and 4 of this Disclosure Certificate.

"Beneficial Owner" shall mean any person which: (a) has or shares the power, directly or indirectly, to make investment decisions concerning ownership of any Bonds (including persons holding Bonds through nominees, depositories or other intermediaries) including, but not limited to, the power to vote or consent with respect to any Bonds or to dispose of ownership of any Bonds; or (b) is treated as the owner of any Bonds for federal income tax purposes.

"Dissemination Agent" shall mean the City, acting in its capacity as Dissemination Agent under this Disclosure Certificate, or any successor Dissemination Agent designated in writing by the City and which has filed with the City a written acceptance of such designation.

"Holder" shall mean either the registered owners of the Bonds, or, if the Bonds are registered in the name of The Depository Trust Company or another recognized depository, any applicable participant in such depository system.

"Listed Events" shall mean any of the events listed in Section 5(a) and 5(b) of this Disclosure Certificate.

"MSRB" shall mean the Municipal Securities Rulemaking Board or any other entity designated or authorized by the Securities and Exchange Commission to receive reports pursuant

to the Rule. Until otherwise designated by the MSRB or the Securities and Exchange Commission, filings with the MSRB are to be made through the Electronic Municipal Market Access (EMMA) website of the MSRB currently located at <http://emma.msrb.org>.

"Participating Underwriter" shall mean any of the original underwriters or purchasers of the Bonds required to comply with the Rule in connection with offering of the Bonds.

"Rule" shall mean Rule 15c2-12(b)(5) adopted by the Securities and Exchange Commission under the Securities Exchange Act of 1934, as the same may be amended from time to time.

SECTION 3. Provision of Annual Reports.

(a) The City shall, or shall cause the Dissemination Agent to, not later than 270 days after the end of the City's fiscal year (which is June 30), commencing with the report for the 2014-15 Fiscal Year (which is due not later than March 26, 2016), provide to the MSRB an Annual Report which is consistent with the requirements of Section 4 of this Disclosure Certificate. If the Dissemination Agent is not the City, the City shall provide the Annual Report to the Dissemination Agent not later than 15 days prior to said date. The Annual Report must be submitted in electronic format and accompanied by such identifying information as is prescribed by the MSRB, and may cross-reference other information as provided in Section 4 of this Disclosure Certificate; *provided*, that if the audited financial statements of the City are not available by the date required above for the filing of the Annual Report, the City shall submit unaudited financial statements and submit the audited financial statements as soon as they are available. If the City's Fiscal Year changes, it shall give notice of such change in the same manner as for a Listed Event under Section 5(e).

(b) If the City is unable to provide to the MSRB an Annual Report by the date required in subsection (a), the City shall send a notice to the MSRB in substantially the form attached as Exhibit A.

(c) The Dissemination Agent shall (if the Dissemination Agent is other than the City), file a report with the City certifying the date that the Annual Report was provided to the MSRB pursuant to this Disclosure Certificate.

SECTION 4. Content of Annual Reports. The City's Annual Report shall contain or incorporate by reference the following information, as required by the Rule:

- (a) the audited general purpose financial statements of the City prepared in accordance with generally accepted accounting principles applicable to governmental entities;
- (b) a summary of budgeted general fund revenues and appropriations;
- (c) a summary of the assessed valuation of taxable property in the City;
- (d) a summary of the *ad valorem* property tax levy and delinquency rate;

(e) a schedule of aggregate annual debt service on tax-supported indebtedness of the City; and

(f) summary of outstanding and authorized but unissued tax-supported indebtedness of the City.

Any or all of the items listed above may be set forth in a document or set of documents, or may be included by specific reference to other documents, including official statements of debt issues of the City or related public entities, which are available to the public on the MSRB website. If the document included by reference is a final official statement, it must be available from the MSRB. The City shall clearly identify each such other document so included by reference.

SECTION 5. Reporting of Significant Events.

(a) The City shall give, or cause to be given, notice of the occurrence of any of the following events numbered 1-9 with respect to the Bonds not later than ten business days after the occurrence of the event:

1. Principal and interest payment delinquencies;
2. Unscheduled draws on debt service reserves reflecting financial difficulties;
3. Unscheduled draws on credit enhancements reflecting financial difficulties;
4. Substitution of credit or liquidity providers, or their failure to perform;
5. Issuance by the Internal Revenue Service of proposed or final determination of taxability or of a Notice of Proposed Issue (IRS Form 5701 TEB) or adverse tax opinions;
6. Tender offers;
7. Defeasances;
8. Rating changes; or
9. Bankruptcy, insolvency, receivership or similar event of the obligated person.

Note: for the purposes of the event identified in subparagraph (9), the event is considered to occur when any of the following occur: the appointment of a receiver, fiscal agent or similar officer for an obligated person in a proceeding under the U.S. Bankruptcy Code or in any other proceeding under State or federal law in which a court or governmental authority has assumed jurisdiction over substantially all of the assets or business of the obligated person, or if such jurisdiction has been assumed by leaving the existing governmental body and officials or officers in possession but subject to the supervision and orders of a court or governmental authority, or the entry of an order confirming a plan of reorganization, arrangement or liquidation by a court or governmental authority having supervision or jurisdiction over substantially all of the assets or business of the obligated person.

(b) The City shall give, or cause to be given, notice of the occurrence of any of the following events numbered 10-16 with respect to the Bonds not later than ten business days after the occurrence of the event, if material:

10. Unless described in paragraph 5(a)(5), other material notices or determinations by the Internal Revenue Service with respect to the tax status of the Bonds or other material events affecting the tax status of the Bonds;
11. Modifications to rights of Bond holders;
12. Unscheduled or contingent Bond calls;
13. Release, substitution, or sale of property securing repayment of the Bonds;
14. Non-payment related defaults;
15. The consummation of a merger, consolidation, or acquisition involving an obligated person or the sale of all or substantially all of the assets of the obligated person, other than in the ordinary course of business, the entry into a definitive agreement to undertake such an action or the termination of a definitive agreement relating to any such actions, other than pursuant to its terms; or
16. Appointment of a successor or additional trustee or the change of name of a trustee.

(c) The City shall give, or cause to be given, in a timely manner, notice of a failure to provide the annual financial information on or before the date specified in Section 3, as provided in Section 3(b).

(d) Whenever the City obtains knowledge of the occurrence of a Listed Event described in Section 5(b), the City shall determine if such event would be material under applicable federal securities laws.

(e) If the City learns of the occurrence of a Listed Event described in Section 5(a), or determines that knowledge of a Listed Event described in Section 5(b) would be material under applicable federal securities laws, the City shall within ten business days of occurrence file a notice of such occurrence with the MSRB in electronic format, accompanied by such identifying information as is prescribed by the MSRB. Notwithstanding the foregoing, notice of the Listed Event described in subsection 5(b)(12) need not be given under this subsection any earlier than the notice (if any) of the underlying event is given to Holders of affected Bonds pursuant to the Resolution.

SECTION 6. Termination of Reporting Obligation. The City's obligations under this Disclosure Certificate shall terminate upon the legal defeasance, prior redemption or payment in full of all of the Bonds. If such termination occurs prior to the final maturity of the Bonds, the City shall give notice of such termination in the same manner as for a Listed Event under Section 5(e).

SECTION 7. Dissemination Agent. The City may, from time to time, appoint or engage a Dissemination Agent to assist it in carrying out its obligations under this Disclosure Certificate, and may discharge any such Agent, with or without appointing a successor

Dissemination Agent. The Dissemination Agent shall have only such duties as are specifically set forth in this Disclosure Certificate.

SECTION 8. Amendment; Waiver. Notwithstanding any other provision of this Disclosure Certificate, the City may amend or waive this Disclosure Certificate or any provision of this Disclosure Certificate, provided that the following conditions are satisfied:

(a) If the amendment or waiver relates to the provisions of Sections 3(a), 3(b), 4, 5(a) or 5(b), it may only be made in connection with a change in circumstances that arises from a change in legal requirements, change in law, or change in the identity, nature or status of an obligated person with respect to the Bonds or the type of business conducted;

(b) The undertaking, as amended or taking into account such waiver, would, in the opinion of the City Attorney or nationally recognized bond counsel, have complied with the requirements of the Rule at the time of the original issuance of the Bonds, after taking into account any amendments or interpretations of the Rule, as well as any change in circumstances; and

(c) The amendment or waiver either (i) is approved by the owners of a majority in aggregate principal amount of the Bonds or (ii) does not, in the opinion of the City Attorney or nationally recognized bond counsel, materially impair the interests of the Holders.

In the event of any amendment or waiver of a provision of this Disclosure Certificate, the City shall describe such amendment in the next Annual Report, and shall include, as applicable, a narrative explanation of the reason for the amendment or waiver and its impact on the type (or in the case of a change of accounting principles, on the presentation) of financial information or operating data being presented by the City. In addition, if the amendment relates to the accounting principles to be followed in preparing financial statements: (i) notice of such change shall be given in the same manner as for a Listed Event under Section 5; and (ii) the Annual Report for the year in which the change is made should present a comparison (in narrative form and also, if feasible, in quantitative form) between the financial statements as prepared on the basis of the new accounting principles and those prepared on the basis of the former accounting principles.

SECTION 9. Additional Information. Nothing in this Disclosure Certificate shall be deemed to prevent the City from disseminating any other information, using the means of dissemination set forth in this Disclosure Certificate or any other means of communication, or including any other information in any Annual Report or notice of occurrence of a Listed Event, in addition to that which is required by this Disclosure Certificate. If the City chooses to include any information in any Annual Report or notice of occurrence of a Listed Event in addition to that which is specifically required by this Disclosure Certificate, the City shall have no obligation under this Disclosure Certificate to update such information or include it in any future Annual Report or notice of occurrence of a Listed Event.

SECTION 10. Remedies. In the event of a failure of the City to comply with any provision of this Disclosure Certificate, any Participating Underwriter, Holder or Beneficial Owner of the Bonds may take such actions as may be necessary and appropriate to cause the City to comply with its obligations under this Disclosure Certificate; provided that any such action may be instituted only in a federal or state court located in the City and County of San Francisco, State of California, and that the sole remedy under this Disclosure Certificate in the event of any failure of the City to comply with this Disclosure Certificate shall be an action to compel performance.

SECTION 11. Beneficiaries. This Disclosure Certificate shall inure solely to the benefit of the City, the Dissemination Agent, the Participating Underwriters and Holders and Beneficial Owners from time to time of the Bonds, and shall create no rights in any other person or entity.

Date: July __, 2015.

CITY AND COUNTY OF SAN
FRANCISCO

Benjamin Rosenfield
Controller

Approved as to form:

DENNIS J. HERRERA
CITY ATTORNEY

By: _____
Deputy City Attorney

CONTINUING DISCLOSURE CERTIFICATE EXHIBIT A

**FORM OF NOTICE TO THE
MUNICIPAL SECURITIES RULEMAKING BOARD
OF FAILURE TO FILE ANNUAL REPORT**

Name of City: CITY AND COUNTY OF SAN FRANCISCO

Name of Bond Issue: CITY AND COUNTY OF SAN FRANCISCO GENERAL
OBLIGATION BONDS (TRANSPORTATION AND ROAD
IMPROVEMENT BONDS, 2014), SERIES 2015B

Date of Issuance: July __, 2015

NOTICE IS HEREBY GIVEN to the Municipal Securities Rulemaking Board that the City has not provided an Annual Report with respect to the above-named Bonds as required by Section 3 of the Continuing Disclosure Certificate of the City and County of San Francisco, dated July __, 2015. The City anticipates that the Annual Report will be filed by _____.

Dated: _____

CITY AND COUNTY OF SAN
FRANCISCO

By: _____ [to be signed only if filed]
Title: _____

APPENDIX E

DTC AND THE BOOK ENTRY ONLY SYSTEM

The information in numbered paragraphs 1-10 of this Appendix E, concerning The Depository Trust Company ("DTC") and DTC's book-entry system, has been furnished by DTC for use in official statements and the City takes no responsibility for the completeness or accuracy thereof. The City cannot and does not give any assurances that DTC, DTC Participants or Indirect Participants will distribute to the Beneficial Owners (a) payments of interest or principal with respect to the Bonds, (b) certificates representing ownership interest in or other confirmation or ownership interest in the Bonds, or (c) redemption or other notices sent to DTC or Cede & Co., its nominee, as the registered owner of the Bonds, or that they will so do on a timely basis, or that DTC, DTC Participants or DTC Indirect Participants will act in the manner described in this Appendix. The current "Rules" applicable to DTC are on file with the Securities and Exchange Commission and the current "Procedures" of DTC to be followed in dealing with DTC Participants are on file with DTC. As used in this appendix, "Securities" means the Bonds, "Issuer" means the City, and "Agent" means the Paying Agent.

Information Furnished by DTC Regarding its Book-Entry Only System

1. The Depository Trust Company ("DTC") will act as securities depository for the securities (the "Securities"). The Securities will be issued as fully-registered securities registered in the name of Cede & Co. (DTC's partnership nominee) or such other name as may be requested by an authorized representative of DTC. One fully-registered Security certificate will be issued for the Securities, in the aggregate principal amount of such issue, and will be deposited with DTC.

2. DTC, the world's largest securities depository, is a limited-purpose trust company organized under the New York Banking Law, a "banking organization" within the meaning of the New York Banking Law, a member of the Federal Reserve System, a "clearing corporation" within the meaning of the New York Uniform Commercial Code, and a "clearing agency" registered pursuant to the provisions of Section 17A of the Securities Exchange Act of 1934. DTC holds and provides asset servicing for over 3.5 million issues of U.S. and non-U.S. equity issues, corporate and municipal debt issues, and money market instruments (from over 100 countries) that DTC's participants ("Direct Participants") deposit with DTC. DTC also facilitates the post-trade settlement among Direct Participants of sales and other securities transactions in deposited securities, through electronic computerized book-entry transfers and pledges between Direct Participants' accounts. This eliminates the need for physical movement of securities certificates. Direct Participants include both U.S. and non-U.S. securities brokers and dealers, banks, trust companies, clearing corporations, and certain other organizations. DTC is a wholly-owned subsidiary of The Depository Trust & Clearing Corporation ("DTCC"). DTCC is the holding company for DTC, National Securities Clearing Corporation and Fixed Income Clearing Corporation, all of which are registered clearing agencies. DTCC is owned by the users of its regulated subsidiaries. Access to the DTC system is also available to others such as both U.S. and non-U.S. securities brokers and dealers, banks, trust companies, and clearing corporations that clear through or maintain a custodial relationship with a Direct Participant, either directly or indirectly ("Indirect Participants"). DTC has a Standard & Poor's rating of AA+. The DTC

Rules applicable to its Participants are on file with the Securities and Exchange Commission. More information about DTC can be found at www.dtcc.com and www.dtc.org.

3. Purchases of Securities under the DTC system must be made by or through Direct Participants, which will receive a credit for the Securities on DTC's records. The ownership interest of each actual purchaser of each Security ("Beneficial Owner") is in turn to be recorded on the Direct and Indirect Participants' records. Beneficial Owners will not receive written confirmation from DTC of their purchase. Beneficial Owners are, however, expected to receive written confirmations providing details of the transaction, as well as periodic statements of their holdings, from the Direct or Indirect Participant through which the Beneficial Owner entered into the transaction. Transfers of ownership interests in the Securities are to be accomplished by entries made on the books of Direct and Indirect Participants acting on behalf of Beneficial Owners. Beneficial Owners will not receive certificates representing their ownership interests in Securities, except in the event that use of the book-entry system for the Securities is discontinued.

4. To facilitate subsequent transfers, all Securities deposited by Direct Participants with DTC are registered in the name of DTC's partnership nominee, Cede & Co., or such other name as may be requested by an authorized representative of DTC. The deposit of Securities with DTC and their registration in the name of Cede & Co. or such other DTC nominee do not effect any change in beneficial ownership. DTC has no knowledge of the actual Beneficial Owners of the Securities; DTC's records reflect only the identity of the Direct Participants to whose accounts such Securities are credited, which may or may not be the Beneficial Owners. The Direct and Indirect Participants will remain responsible for keeping account of their holdings on behalf of their customers.

5. Conveyance of notices and other communications by DTC to Direct Participants, by Direct Participants to Indirect Participants, and by Direct Participants and Indirect Participants to Beneficial Owners will be governed by arrangements among them, subject to any statutory or regulatory requirements as may be in effect from time to time.

6. Redemption notices shall be sent to DTC. If less than all of the Securities within an issue are being redeemed, DTC's practice is to determine by lot the amount of the interest of each Direct Participant in such issue to be redeemed.

7. Neither DTC nor Cede & Co. (nor any other DTC nominee) will consent or vote with respect to Securities unless authorized by a Direct Participant in accordance with DTC's MMI Procedures. Under its usual procedures, DTC mails an Omnibus Proxy to Issuer as soon as possible after the record date. The Omnibus Proxy assigns Cede & Co.'s consenting or voting rights to those Direct Participants to whose accounts Securities are credited on the record date (identified in a listing attached to the Omnibus Proxy).

8. Redemption proceeds, distributions, and dividend payments on the Securities will be made to Cede & Co., or such other nominee as may be requested by an authorized representative of DTC. DTC's practice is to credit Direct Participants' accounts upon DTC's receipt of funds and corresponding detail information from Issuer or Agent, on payable date in accordance with their respective holdings shown on DTC's records. Payments by Participants to Beneficial

Owners will be governed by standing instructions and customary practices, as is the case with securities held for the accounts of customers in bearer form or registered in "street name," and will be the responsibility of such Participant and not of DTC, Agent, or Issuer, subject to any statutory or regulatory requirements as may be in effect from time to time. Payment of redemption proceeds, distributions, and dividend payments to Cede & Co. (or such other nominee as may be requested by an authorized representative of DTC) is the responsibility of Issuer or Agent, disbursement of such payments to Direct Participants will be the responsibility of DTC, and disbursement of such payments to the Beneficial Owners will be the responsibility of Direct and Indirect Participants.

9. DTC may discontinue providing its services as depository with respect to the Securities at any time by giving reasonable notice to Issuer or Agent. Under such circumstances, in the event that a successor depository is not obtained, Security certificates are required to be printed and delivered.

10. Issuer may decide to discontinue use of the system of book-entry-only transfers through DTC (or a successor securities depository). In that event, Security certificates will be printed and delivered to DTC.

Discontinuation of Book-Entry Only System; Payment to Beneficial Owners

In the event that the book-entry system described above is no longer used with respect to the Bonds, the following provisions will govern the registration, transfer and exchange of the Bonds.

Payment of the interest on any Bond shall be made by check mailed on the interest payment date to the owner at the owner's address at it appears on the registration books described below as of the Record Date (as defined herein).

The City Treasurer will keep or cause to be kept, at the office of the City Treasurer, or at the designated office of any registrar appointed by the City Treasurer, sufficient books for the registration and transfer of the Bonds, which shall at all times be open to inspection, and, upon presentation for such purpose, the City Treasurer shall, under such reasonable regulations as he or she may prescribe, register or transfer or cause to be registered or transferred, on said books, Bonds as hereinbefore provided.

Any Bond may, in accordance with its terms, be transferred, upon the registration books described above, by the person in whose name it is registered, in person or by the duly authorized attorney of such person, upon surrender of such Bond for cancellation, accompanied by delivery of a duly executed written instrument of transfer in a form approved by the City Treasurer.

Any Bonds may be exchanged at the office of the City Treasurer for a like aggregate principal amount of other authorized denominations of the same interest rate and maturity.

Whenever any Bond or Bonds shall be surrendered for transfer or exchange, the designated City officials shall execute and the City Treasurer shall authenticate and deliver a new Bond or Bonds of the same series, interest rate and maturity, for a like aggregate principal

amount. The City Treasurer shall require the payment by any Bond owner requesting any such transfer of any tax or other governmental charge required to be paid with respect to such transfer or exchange.

No transfer or exchange of Bonds shall be required to be made by the City Treasurer during the period from the Record Date (as defined in this Official Statement) next preceding each interest payment date to such interest payment date or after a notice of redemption shall have been mailed with respect to such Bond.

APPENDIX F

PROPOSED FORM OF OPINION OF CO-BOND COUNSEL


[Closing Date]

Board of Supervisors
City and County of San Francisco
San Francisco, California

Re: \$_____ City and County of San Francisco General Obligation Bonds
(Transportation and Road Improvement Bonds, 2014), Series 2015B

[To come]

BOARD of SUPERVISORS



City Hall
1 Dr. Carlton B. Goodlett Place, Room 244
San Francisco 94102-4689
Tel. No. 554-5184
Fax No. 554-5163
TDD/TTY No. 554-5227

May 12, 2014

File No. 150459

Sarah Jones
Environmental Review Officer
Planning Department
1650 Mission Street, 4th Floor
San Francisco, CA 94103

Dear Ms. Jones:

On May 5, 2015, The Mayor introduced the following legislation:

File No. 150459

Ordinance appropriating \$67,540,000 of the 2015B Series Transportation and Road Improvement General Obligation Bond proceeds in FY2014-2015, including \$8,698,132 to the Department of Public Works for Better Market Street Projects and \$58,841,868 to the Municipal Transportation Agency for Muni Forward Rapid Network Improvement Projects, Pedestrian Safety Improvement Projects, and the Caltrain Communications Based Overlay Signal System Positive Train Control System; adopting findings under the California Environmental Quality Act (CEQA), CEQA Guidelines, and Administrative Code, Chapter 31; and placing these funds on Controller's Reserve pending the sale of the bonds.

This legislation is being transmitted to you for environmental review.

Angela Calvillo, Clerk of the Board

A handwritten signature in cursive script, appearing to read "Linda Wong".

By: Linda Wong, Assistant Clerk
Budget and Finance Sub-Committee

Attachment

c: Monica Pereira, Environmental Planning
Jeanie Poling, Environmental Planning

President, District 5
BOARD of SUPERVISORS



BOSII, COB, Leg Dep,
B+F, Deputy Mayor,
Aides,
City Hall
1 Dr. Carlton B. Goodlett Place, Room 244
San Francisco 94102-4689
Tel. No. 554-7630
Fax No. 554-7634
TDD/TTY No. 544-5227

London Breed

PRESIDENTIAL ACTION

Date:

To: Angela Calvillo, Clerk of the Board of Supervisors

Madam Clerk,

Pursuant to Board Rules, I am hereby:

Waiving 30-Day Rule (Board Rule No. 3.23)

File No. 150459 Mayor
(Primary Sponsor)

Title. General Obligation Bond Proceeds for Transportation & Road Improvement Projects -

Transferring (Board Rule No. 3.3)

File No. _____
(Primary Sponsor)

Title. _____

From: _____ Committee

To: _____ Committee

Assigning Temporary Committee Appointment (Board Rule No. 3.1)

Supervisor _____

Replacing Supervisor _____

For: _____ Meeting
(Date) (Committee)

London Breed

London Breed, President
Board of Supervisors

RECEIVED
BOARD OF SUPERVISORS
SAN FRANCISCO
2015 JAN - 7 PM 1:09

OFFICE OF THE MAYOR
SAN FRANCISCO



RECEIVED
BOARD OF SUPERVISORS
SAN FRANCISCO

EDWIN M. LEE
MAYOR

2015 MAY -5 PM 4:40

TO: Angela Calvillo, Clerk of the Board of Supervisors ^{BT}
FROM: Mayor Edwin M. Lee
RE: Appropriation – General Obligation Bond Proceeds of \$67,540,000 for
Transportation and Road Improvement Projects - FY2014-2015
DATE: May 5, 2015

Attached for introduction to the Board of Supervisors is an ordinance appropriating \$67,540,000 of the 2015B Series Transportation and Road Improvement General Obligation Bond Proceeds including \$8,698,132 to the Department of Public Works for Better Market Street Projects and \$58,841,868 to the Municipal Transportation Agency for Muni Forward Rapid Network Improvement Projects, Pedestrian Safety Improvement Projects, and the Caltrain Communications Based Overlay Signal System (CBOSS) Positive Train Control System and adopting findings under the California Environmental Quality Act ("CEQA"), CEQA Guidelines, and Chapter 31 of the Administrative Code in FY2014-2015 and placing these funds on Controller's Reserve pending the sale of the bonds.

I respectfully request that this item be calendared in Budget & Finance Committee on May 13th, 2015.

Should you have any questions, please contact Nicole Elliott (415) 554-7940.