

FY 25-26 Budget

BOS Budget &
Appropriations
Committee

June 11, 2025

Department of Technology

Our mission is to provide innovative, reliable and secure technology solutions that support the delivery of high-quality services for City operations and the public.

Innovating with AI and Emerging Tech

Responsibly adopting and integrating emerging technologies—such as AI and drones—to modernize government operations and deliver more effective, efficient, and responsive services to all San Franciscans.

Working to Close the Digital Divide

Providing free internet access to residents living in affordable housing with Fiber to Housing Program.

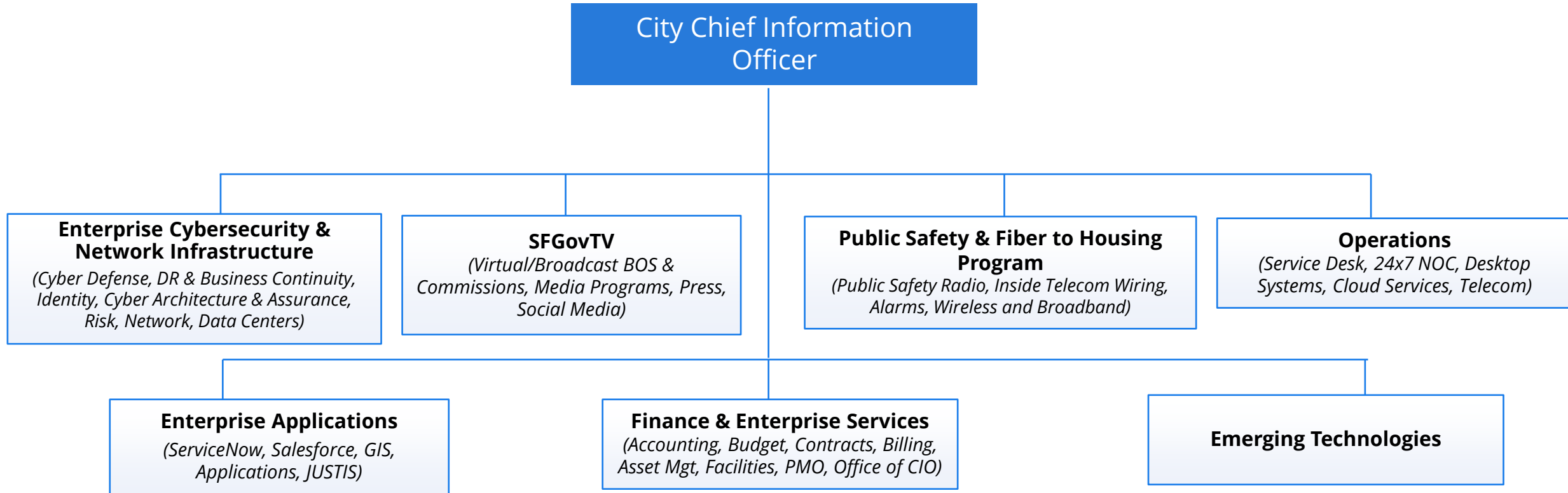
Promoting a Resilient San Francisco

Modernizing technology infrastructure to provide resilient and cost-effective foundation for City services.

Keeping San Francisco Cyber Safe

Securing the City's data, applications and infrastructure data through strong policies, practices, and technology.

DT Organization



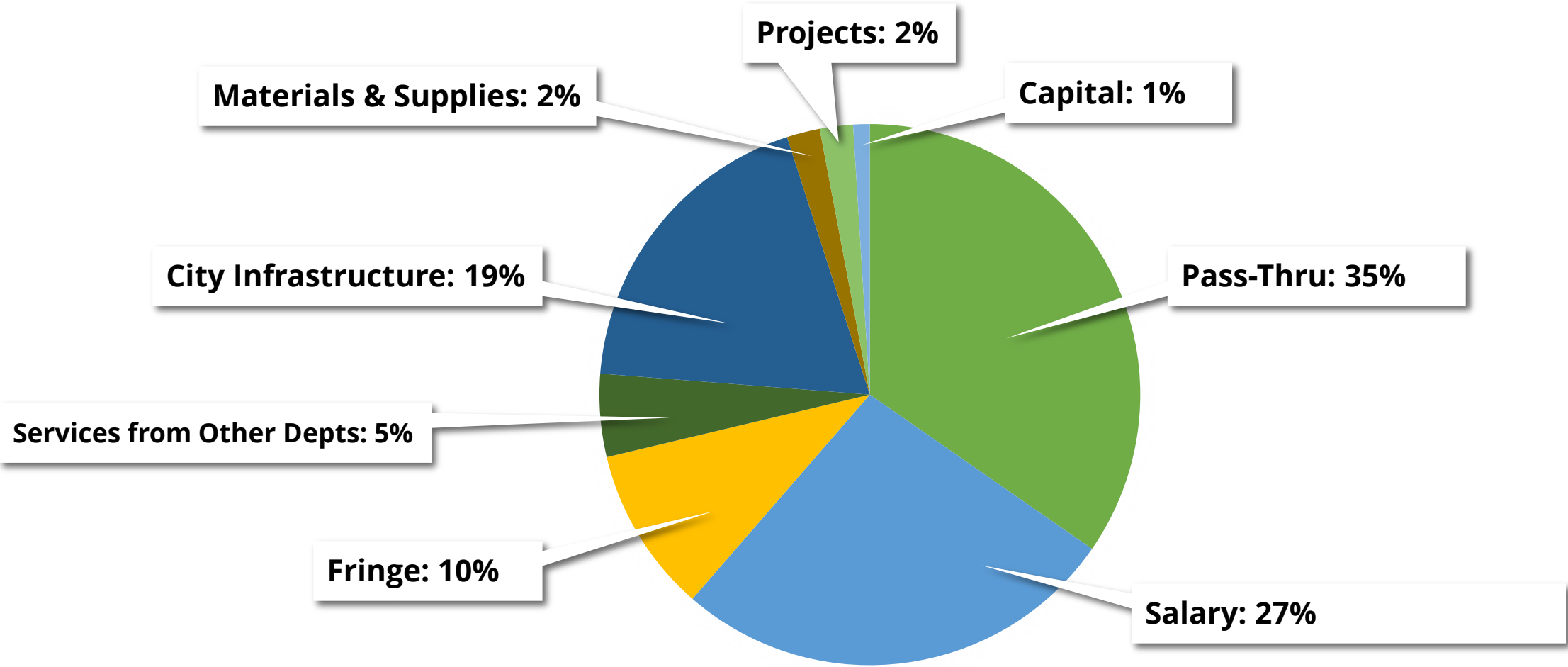
Budget Overview

	FY24-25	FY25-26	FY26-27
Operating Budget	\$164.5M	\$170.1M	\$177.7M
COIT & Tech Projects	\$3.1M	\$2.3M	\$3.5M
Capital Projects	\$1.0M	\$1.3M	\$0.7M
TOTAL BUDGET	\$168.6M	\$173.7M	\$181.9M

- The budget increase in FY26 and FY27 is due to contractual, capacity and compliance requirements, labor negotiated Cost of Living Adjustments (COLA) and transfer of functions/staff from other departments.

Budget Uses by Expenditure Type

Allocation of Cost Categories for FY 25-26



Expenditure levels for the cost categories have remained constant over three years.

DT Positions

FY25-26 Key FTE Changes

- Positions Deleted – 17
 - Funded – 13, Unfunded – 4
- Transfer of Functions to DT – 7

	FY19-20	FY20-21	FY21-22	FY22-23*	FY23-24	FY24-25	FY25-26
Total FTE Count	220.42	223.75	229.27	251.65	259.11	258.31	253.57

FY 25-26 Budgeted Positions	FTE
Filled – PCS	164.50
Filled – PEX	51.00
Vacant – In recruitment	32.00
Position Adjustments (Special Class, Attrition, etc.)	-0.93
Transfer of Functions	7.00
TOTAL FTEs	253.57

**FTE increases (~22 FTEs) resulting from mandated establishment of Office of Cyber Security, and adding temp FTEs for ongoing client work for Support Services and Public Safety*

Budget Reductions

Savings Category	FY25-26	FY26-27
Non-labor Operational Budget Reductions	(\$5.6M)	(\$5.6M)
Labor Reductions	(\$3.0M)	(\$3.0M)
Projects/Initiatives Reduction	(\$2.7M)	(\$2.7M)
Use of Fund Balance	(\$5.3M)	(\$6.0M)
Total Budget Reductions	(\$16.6M)	(\$17.3M)

Citywide Efficiency through Enterprise Agreements

Leveraging City’s Collective Buying Power

Citywide Enterprise Agreements (EAs) Negotiated in FY24-25	City Cost without EA	City Cost with EA	FY25-26 Cost Avoidance	FY25-28 Cost Avoidance
Palo Alto Networks (Cyber Security System)	\$10.7M/Year	\$6.8M/Year	\$3.9M	\$11.7M
ServiceNow (Workflows Automation)	\$4.2M/Year	\$3.5M/Year	\$700K	\$2.1M
Adobe (Creative & Document Management)	\$2.5M/year	\$1.8M/Year	\$661K	\$2.0M
ESRI (Geographic Information System)	\$1.4M/Year	\$740K/Year	\$625K	\$1.9M
DocuSign (e-Signature)	\$1.1M/Year	\$630K/Year	\$438K	\$1.3M
TOTAL Avoided Cost			\$6.3M	\$19.2M

THANK YOU!

Questions & Comments



SAN FRANCISCO
DEPARTMENT OF
TECHNOLOGY

Appendix A

Fiber to Housing Update

DT Organization Chart for FY25-26

Fiber to Affordable Housing Update

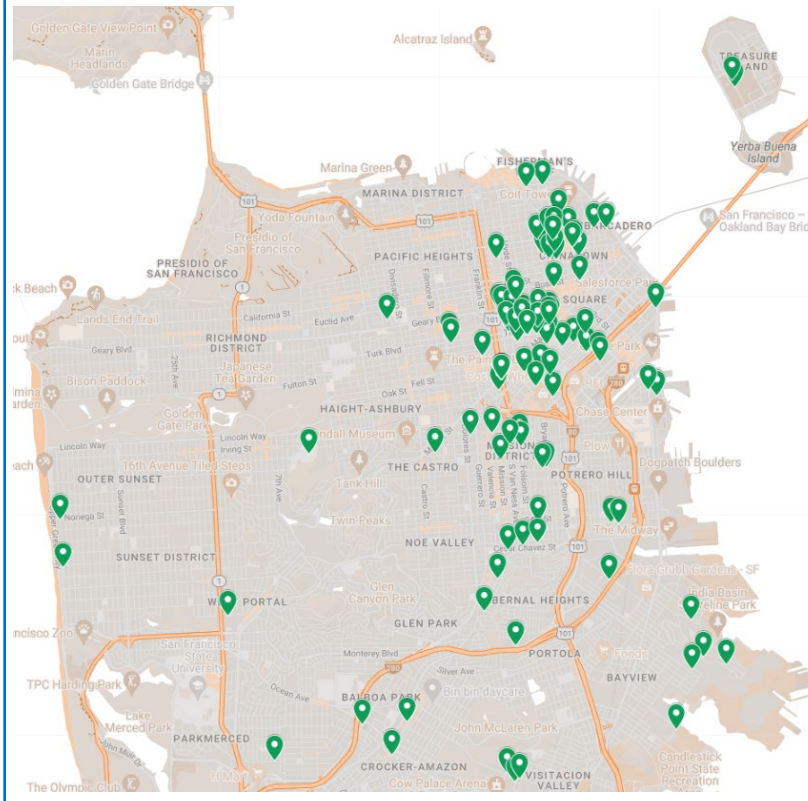
Free City Internet Service

Added 54 affordable housing sites in FY 24/25 (now serving 181 FTH sites with 19,310 residential units)

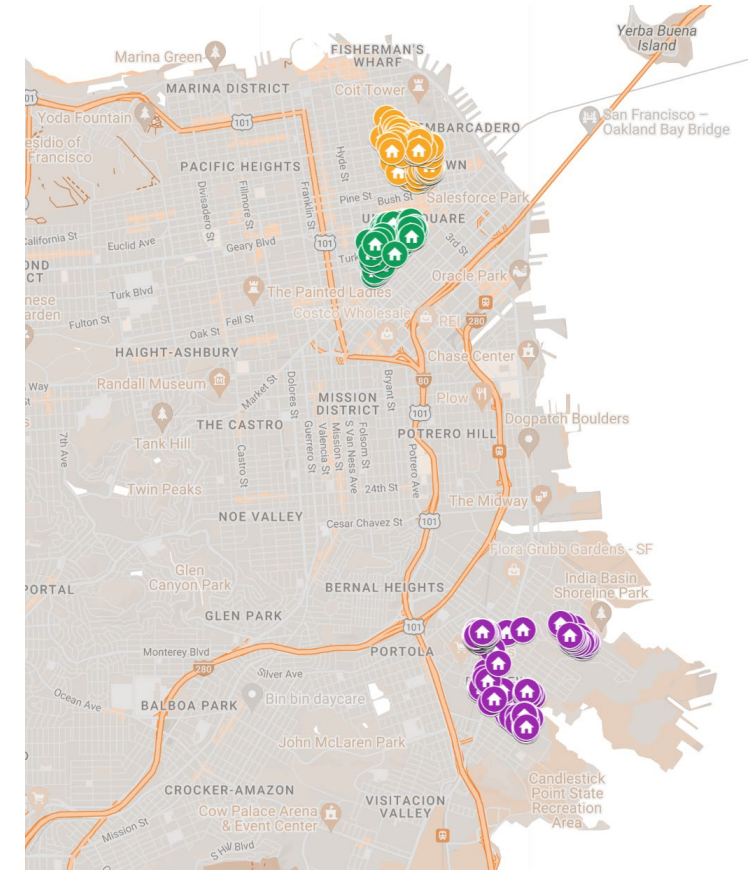
FY25/26 projected program budget is sufficient to connect ~20 new locations

FFA Program Grant of \$10.3 mil was awarded in Nov. 2024 and will allow for the expansion of internet infrastructure to unserved locations in Chinatown, Tenderloin, and Bayview

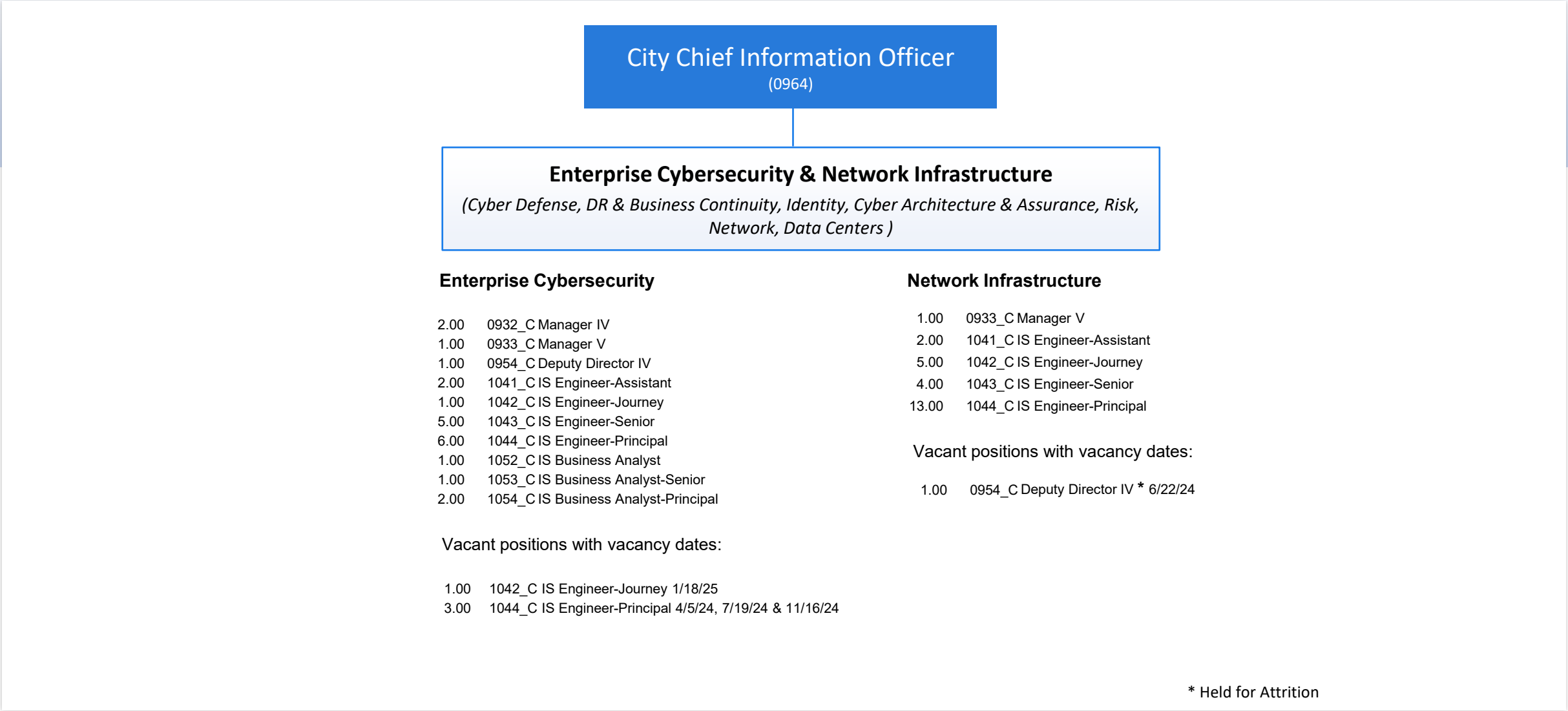
Installed Housing Sites



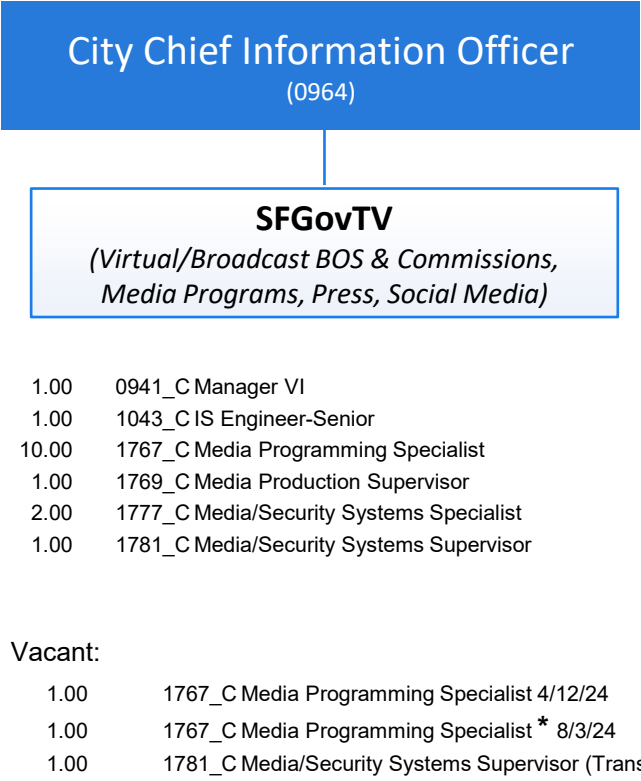
Future FFA Grant Sites



DT Organization



DT Organization



* Held for Attrition

DT Organization

City Chief Information Officer
(0964)

Public Safety & Fiber to Housing Program
(Public Safety Radio, Inside Telcom Wiring, Alarms, Wireless and Broadband)

5.00	0932_C Manager IV
1.00	0954_C Deputy Director IV
3.00	1052_C IS Business Analyst
0.80	1053_C IS Business Analyst-Senior
1.00	1054_C IS Business Analyst-Principal
1.00	1842_C Management Assistant
3.00	7257_C Communication Line Supervisor I
1.00	7273_C Communications Line Worker Supervisor II
14.00	7308_C Cable Splicer
8.00	7338_C Electrical Line Worker
18.60	7362_C Communications Systems Technician
7.60	7368_C Senior Communications Systems Technician
3.00	7432_C Electrical Line Helper
2.50	8234_C Fire Alarm Dispatcher
2.00	8236_C Chief Fire Alarm Dispatcher

Vacant:

2.00	7273_C Communications Line Worker Supervisor II 7/1/24 & 3/2/24
2.00	7257_C Communication Line Supervisor I 7/22/22 & 7/1/24
2.00	7308_C Cable Splicer 6/22/24 for both
1.00	7338_C Electrical Line Worker 2/17/24
4.00	7362_C Communications Systems Technician * 2/14/19, 3/30/24, 6/29/24 & 2/12/25
2.00	7368_C Senior Communications Systems Technician * 2/17/24 & 5/25/24

DT Organization



* Held for Attrition

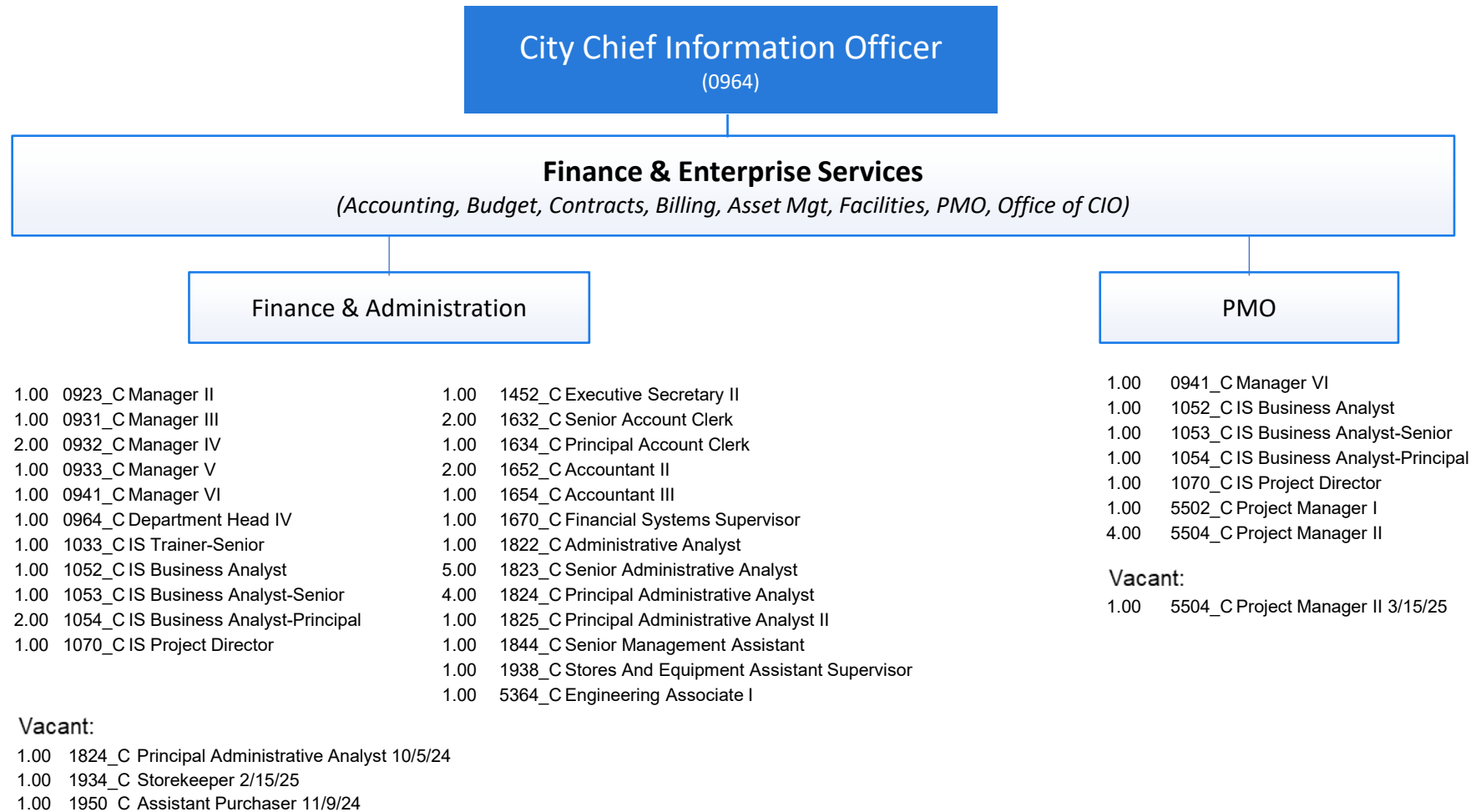
DT Organization



* Held for Attrition

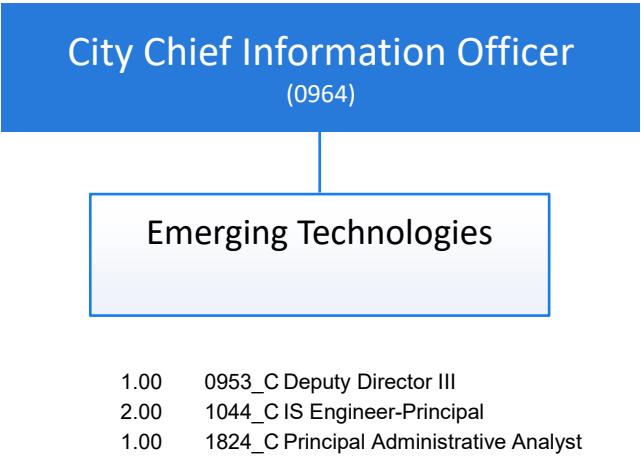


DT Organization



* Held for Attrition

DT Organization



* Held for Attrition

DT Organization

Office of Civic Innovation
(Managed by and Reporting to Mayor's Office)

1.00 1822 Administrative Analyst