

FILE NO: 170346

Petitions and Communications received from March 24, 2017, through April 3, 2017, for reference by the President to Committee considering related matters, or to be ordered filed by the Clerk on April 11, 2017.

**Personal information that is provided in communications to the Board of Supervisors is subject to disclosure under the California Public Records Act and the San Francisco Sunshine Ordinance. Personal information will not be redacted.**

From the Office of the Controller and the Office of the Treasurer and Tax Collector, submitting the SF Business Tax Reform: Annual Report 2016. Copy: Each Supervisor. (1)

From the Ethics Commission, pursuant to Section 1.156, of the Campaign and Governmental Code, submitting a report on San Francisco's Limited Public Financing Program for the November 2016 Election. Copy: Each Supervisor. (2)

From the Office of Early Care & Education (OECE), pursuant to Proposition C, submitting OECE 2017-2018 Public Education Enrichment Fund (PEEF) Proposed Expenditure Plan. Copy: Each Supervisor. (3)

From the Grants for the Arts, pursuant to Administrative Code, Chapter 10 and Give 2SF policy, submitting the Grants for the Arts' VACF donor list for 2016. Copy: Each Supervisor. (4)

From the Juvenile Probation Commission, submitting department Budget Letter. Copy: Each Supervisor. (5)

From the California Department of Fish and Game, submitting notice regarding Use of Dogs for Pursuit/Take of Mammals, Section 265, Title 14, California Code of Regulations; published in California Notice Register, November 18, 2016, Notice File No. Z2016-1108-06, Register 2016, No. 47-Z. Copy: Each Supervisor. (6)

From the California Fish and Game submitting notice regarding Central Valley Chinook Salmon Sport Fishing, Subsections (b)(5), (b)(68) and (b)(156.5) of Section 7.50, Title 14 of California Code of Regulations; published in California Notice Register, January 20, 2017, Notice Z2017-0109-02, Register 2017, No. 3-Z. Copy: Each Supervisor. (7)

From the Clerk of the Board, reporting that the following individuals submitted a Form 700 Statement: (8)

Dyanna Quizon – Legislative Aide – Annual  
Barbara Lopez – Legislative Aide – Annual  
Margaux Kelly – Legislative Aide – Annual  
Tak Wai Law – Legislative Aide – Annual  
April Ang – Legislative Aide – Leaving  
Jarlene Choy – Legislative Aide - Annual  
Jennifer Low – Legislative Aide – Annual  
Erica Maybaum – Legislative Aide – Annual  
Rosemary Dilger — Legislative Aide - Leaving

Severin Campbell – Budget and Legislative Analyst Office – Annual  
Lisa Kenny – Principal Accountant – Annual  
Debra Newman - Budget and Legislative Analyst Office – Annual

From the Clerk of the Board, pursuant to Public Works Code, Section 810(b)(4), submitting a Landmark Tree Nomination at 4 Montclair Terrace. Copy: Each Supervisor. (9)

From Mayor Lee, pursuant to Charter, Section 3.100.13, designating Supervisor Katy Tang as Acting-Mayor from Sunday, March 26, 2017, at 8:00 a.m., until Monday, March 27, 2017, at 10:00 p.m. Copy: Each Supervisor. (10)

From BART, regarding BART Board President Rebecca Saltzman's statement in response to the state's transportation funding proposal. Copy: Each Supervisor. (11)

From bebe, regarding the recent closure of its San Francisco Centre location. Copy: Each Supervisor. (12)

From the Drunken Monkey, Inc, dba Doc's Clocks, submitting an application for an ABC Type - 48 license transfer from 2575 Mission St. to 2417 Mission St. SF CA 94110. File No. 170338. (13)

From concerned citizens, regarding 650 Divisadero. File No. 151258. 18 letters. Copy: Each Supervisor. (14)

From Jamey Frank, regarding the SFMTA 7<sup>th</sup> & 8<sup>th</sup> Streets Safety Projects. Copy: Each Supervisor. (15)

From Bay Area Transportation Working Group, regarding bicycle lanes. Copy: Each Supervisor. (16)



**CITY AND COUNTY OF SAN FRANCISCO**  
**OFFICE OF THE CONTROLLER**

**Ben Rosenfield**  
**Controller**

**Todd Rydstrom**  
**Deputy Controller**

BOS-11  
Page

March 31, 2017

The Honorable Board of Supervisors  
City and County of San Francisco  
Room 244, City Hall

Angela Calvillo  
Clerk of the Board of Supervisors  
Room 244, City Hall

**Re: San Francisco Business Tax Reform: Annual Report for 2016**

Dear Madam Clerk and Members of the Board:

The Office of the Controller and Office of the Treasurer and Tax Collector are pleased to present you with their annual report on business tax reform for 2016. If you have any questions about this report, please contact me at (415) 554-5268.

Best Regards,

Ted Egan  
Chief Economist

REC'D  
2017 APR -9 AM 8:16  
OFFICE OF THE CONTROLLER  
CITY AND COUNTY OF SAN FRANCISCO

10

# San Francisco Business Tax Reform: Annual Report for 2016

City and County of San Francisco  
Office of the Controller  
Office of the Treasurer & Tax Collector

March, 2017

## Introduction

---

- Like many cities, San Francisco imposes a tax on companies doing business in the city. Between 2000 and 2013, this tax was levied at 1.5% of a business's payroll expense within San Francisco. San Francisco was the only large jurisdiction in the country whose primary business tax was based on payroll.
- In 2012, voters approved a change to the City's business tax system, which began to phase in a new structure, based on a business's gross receipts. This law increases gross tax rates on a fixed schedule over a five year period. To guard against revenue uncertainty for both the City and businesses during this implementation period, the payroll expense tax is reduced each year during this period based on actual gross receipt tax collections.
- This report is the second annual report reviewing the phase-in and implementation of the gross receipts tax, based on actual tax filings and payments for calendar years 2014 and 2015, the first two years of the five-year implementation period.

## Topics Covered in This Report

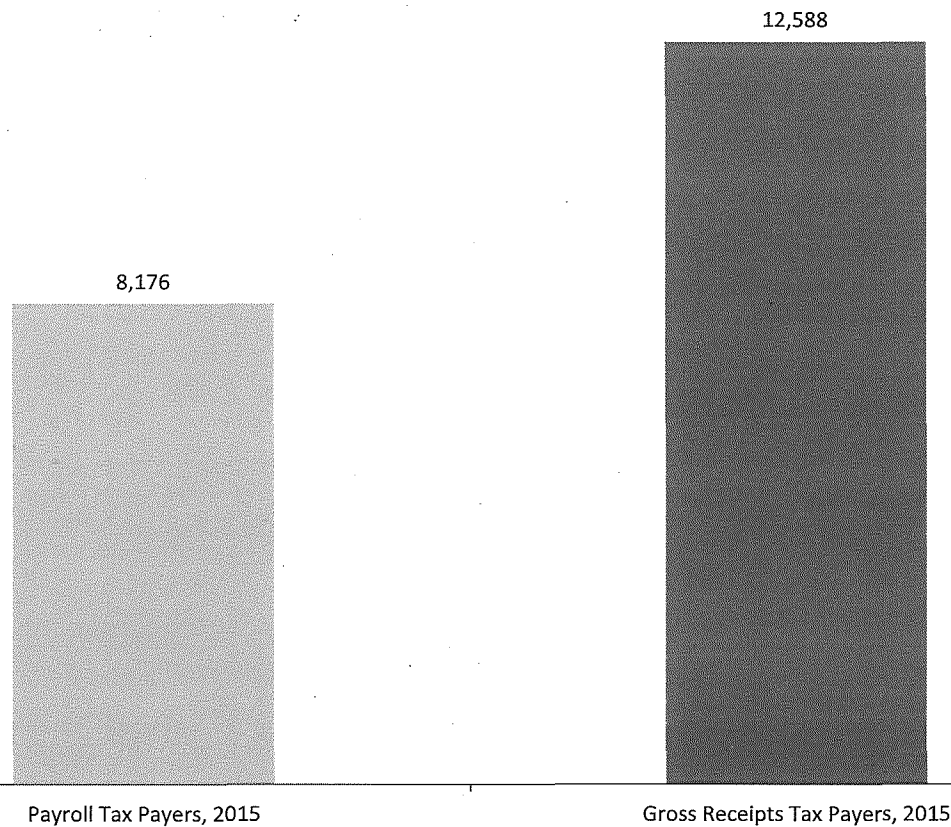
---

- Number of Tax Payers
- Progressivity of the Gross Receipts and Payroll Expense Taxes
- Average Gross Receipts Tax Rate by Industry
- Gross Receipts Tax Revenue: Expectations and Reality
- Projected Split of Gross Receipts Tax and Payroll Expense Tax Revenue Through 2018

## As Expected, the Switch to a Gross Receipts Tax is Broadening the Tax Base: 50% More Businesses Pay the Gross Receipts Tax

---

Number of Businesses Paying Each Business Tax, 2015



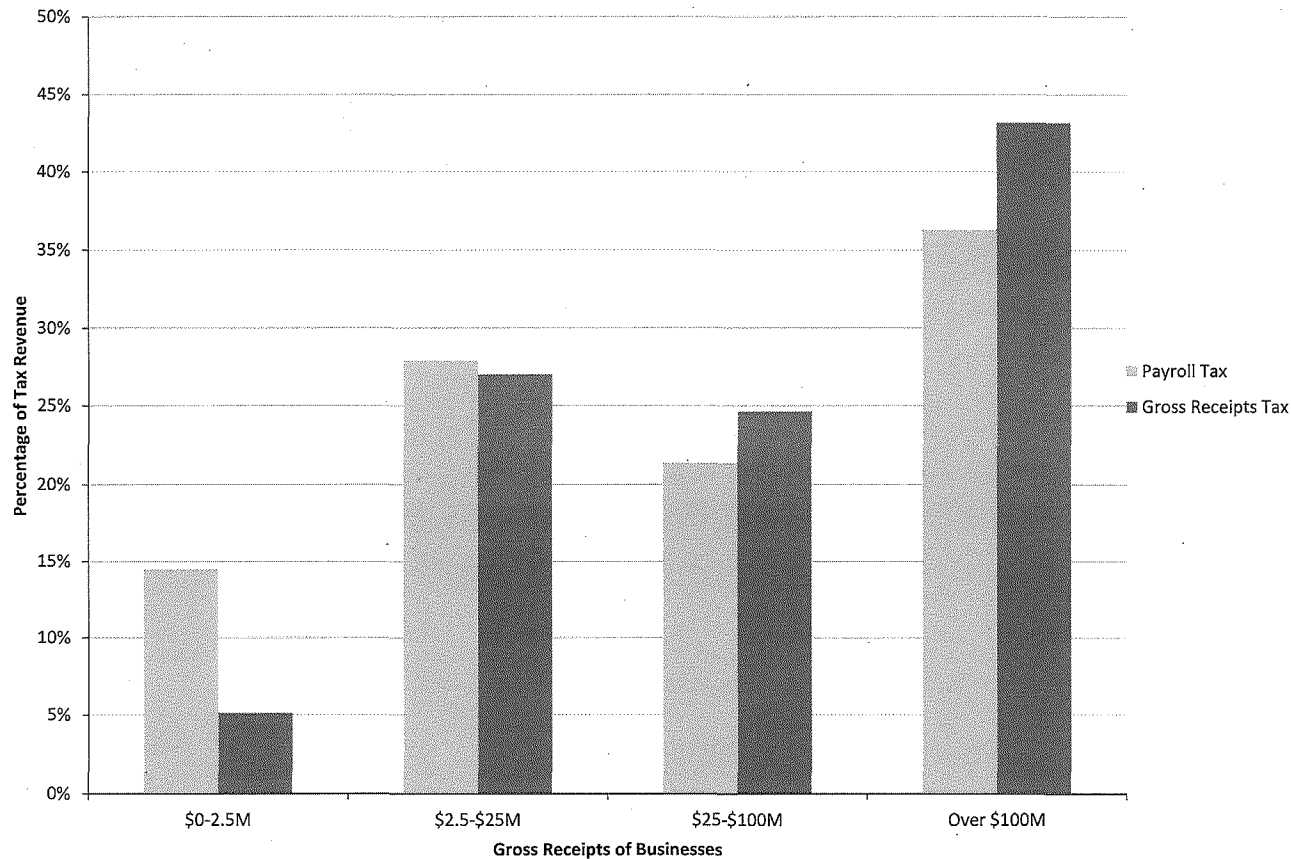
The City's payroll expense tax system includes a narrow base of payers, which has contributed to its volatility, and raised equity concerns.

In 2015, while over 66,000 San Francisco businesses paid a business registration fee, only 8,176 paid the payroll expense tax. 50% more, or 12,588, paid the gross receipts tax.

Despite the broadening of the tax base associated with the shift to a gross receipts tax, the vast majority of city businesses continue to benefit from a small business exemption, and do not pay either the payroll expense tax or gross receipts tax.

## As Expected, the Gross Receipts Tax is More Progressive: Businesses with over \$100 Million in in Gross Receipts Paid 43% of the Total

Distribution of 2015 Payroll and Gross Receipts Tax Revenue by Business Size Category



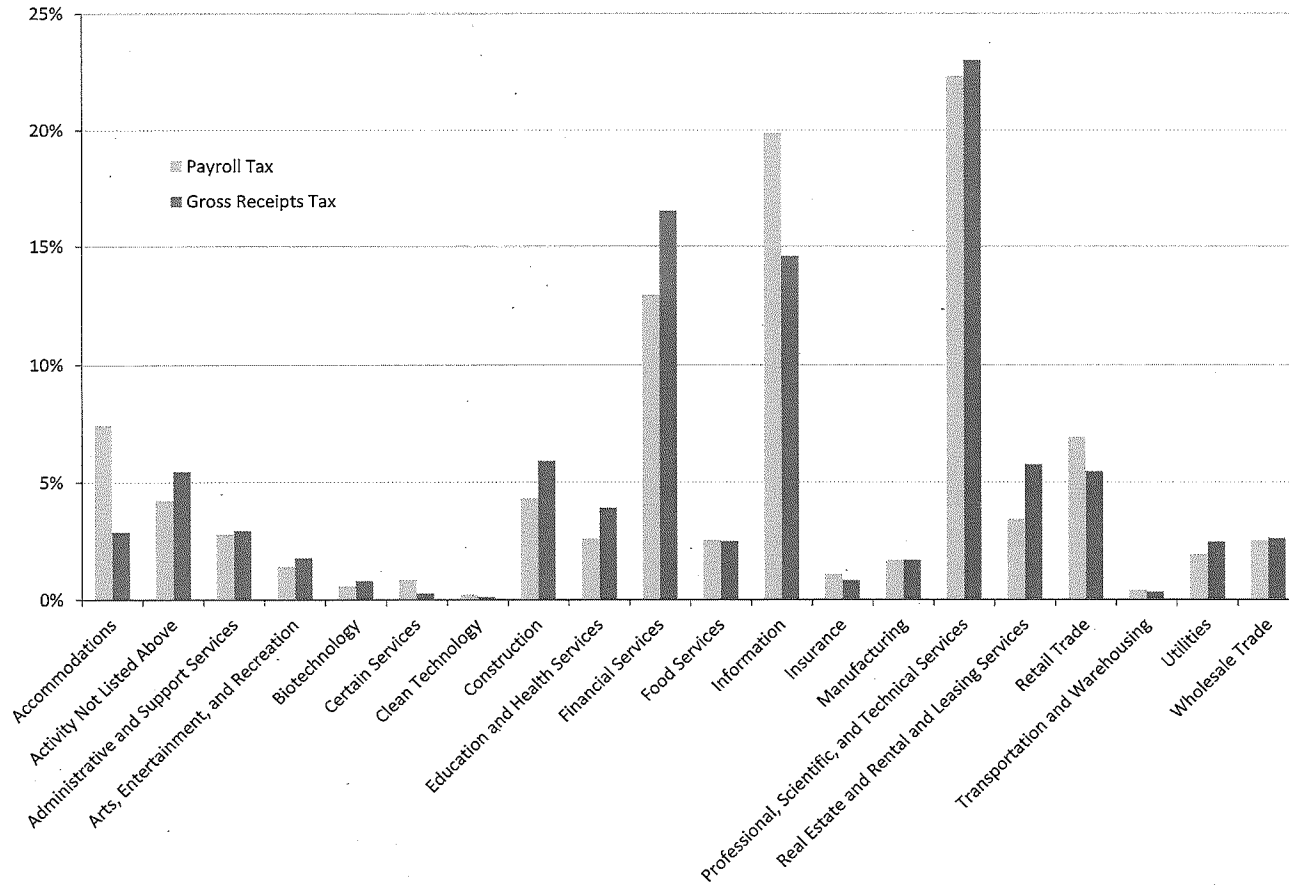
Making the City's business tax reflect a business's ability to pay was another established goal of the 2012 tax reform. While the payroll expense tax charges all affected businesses the same tax rate, larger businesses pay a higher gross receipts tax rate.

As expected, actual gross receipts tax payments reflect a more progressive tax structure. Businesses with more than \$100 million in gross receipts pay 43% of the gross receipts tax, compared with 36% of payroll tax revenue. On the other hand, businesses with less than \$2.5 million in gross receipts pay 5% of gross receipts revenue, compared with 14% of payroll tax revenue.



# The Business Tax Burden Across Industries is Changing in Ways That Were Largely Expected in 2012, But Some Changes Were Unanticipated

Distribution of Payroll and Gross Receipts Tax Payment by Industry, 2015



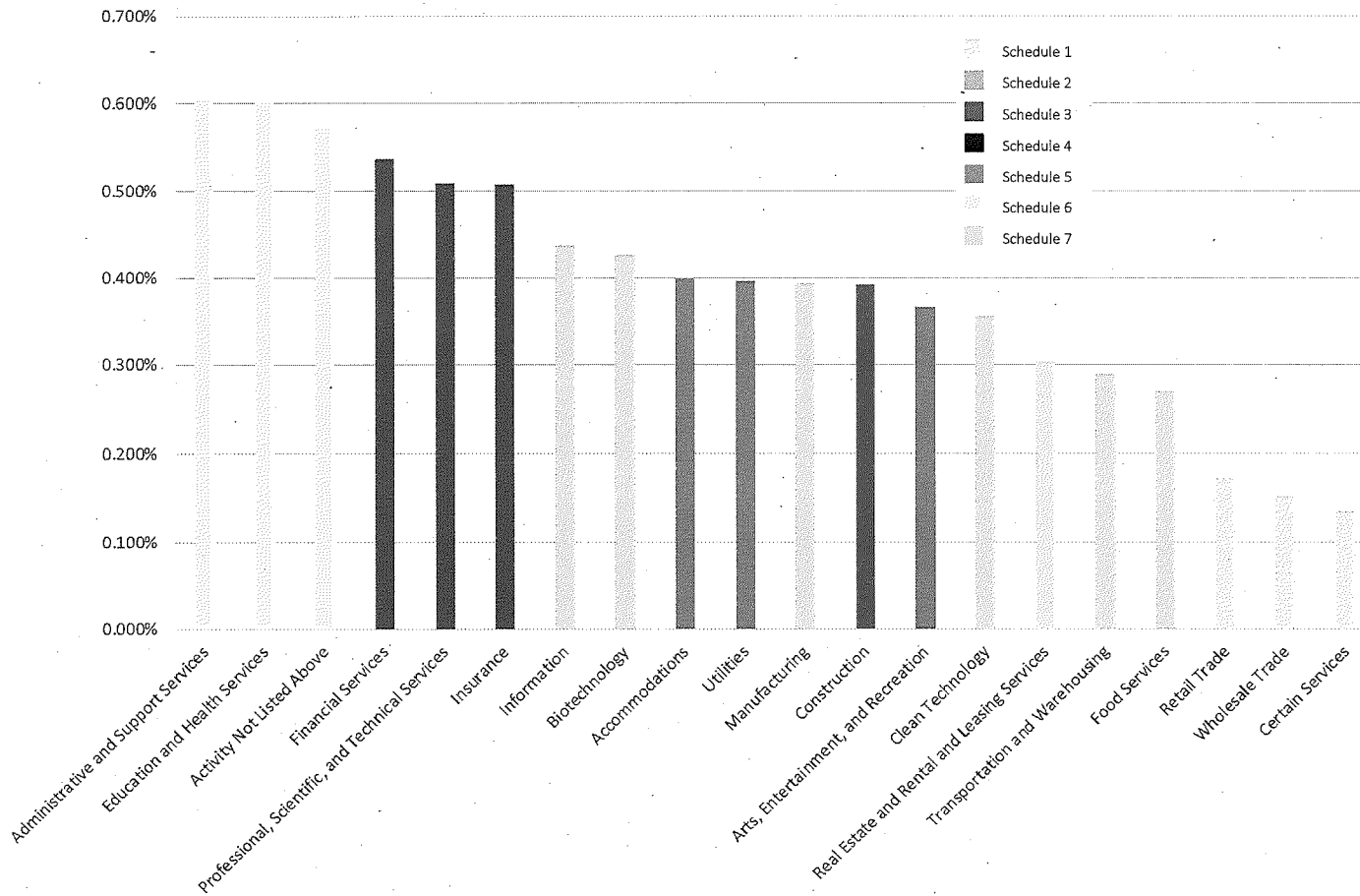
The chart to the left illustrates the distribution of payroll expense tax and gross receipts tax payments by industries in 2015. Comparing the two indicates how the business tax burden is shifting with the phasing in of the gross receipts tax, and the phasing out of the payroll expense tax.

Some shifts in tax burden were anticipated during the design of the gross receipts tax in 2012. The Real Estate and Financial Services industries are paying a higher share of gross receipts tax than of payroll expense tax, while the Information and Retail Trade industries are paying less.

Other changes were not anticipated. Accommodations is paying significantly less gross receipts tax, while Construction is paying more.

# Average Gross Receipts Tax Rates by Industry

**Average Gross Receipts Tax Rate by Industry and Rate Schedule**  
(rates shown are at maximum phase-in)

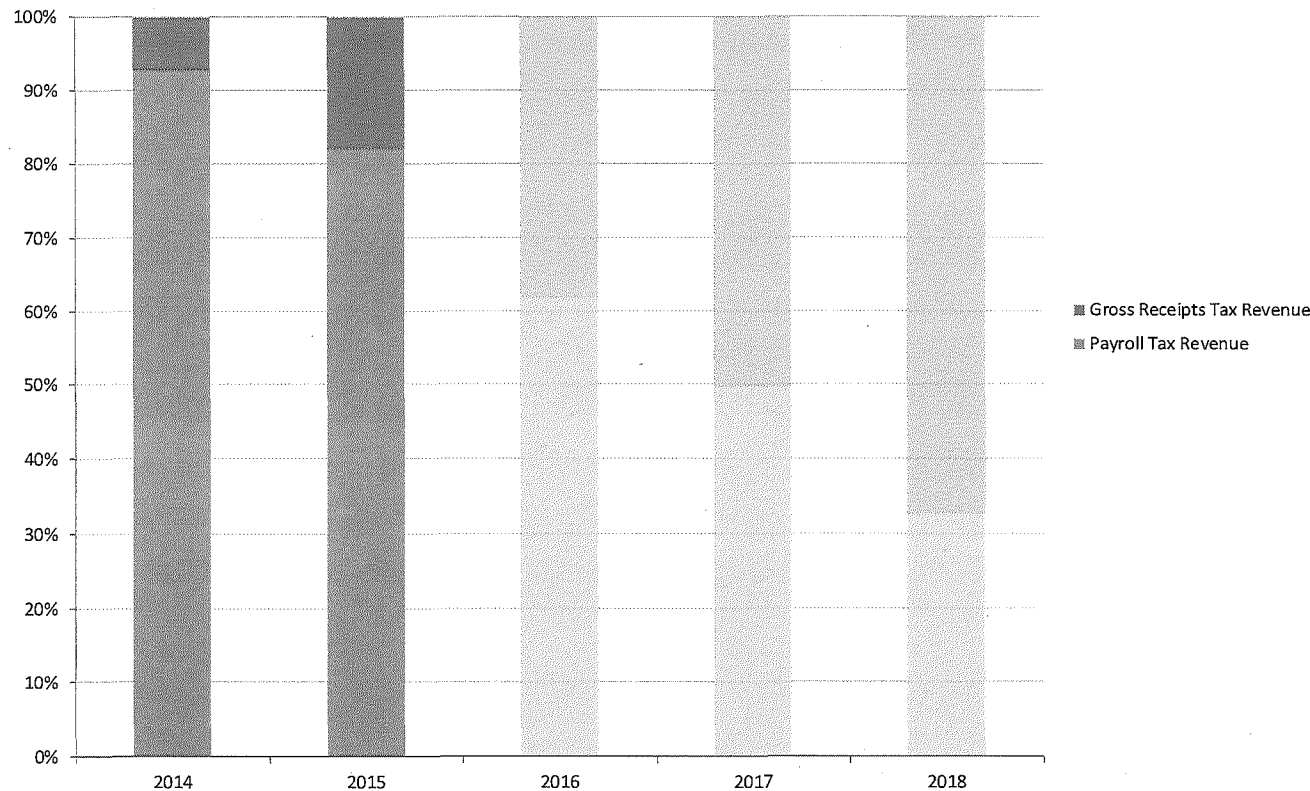


Gross Receipts Tax rates vary by rate schedule, and are progressive, meaning larger businesses pay higher rates. At the industry level, average rates can differ both because of schedule, and because some industries have more large firms. The chart to the left breaks out average rates by industry, and indicates the rate schedule that sets the gross receipts tax rates for that industry.

The rates in effect for tax year 2015 are 25% of the maximum voter-approved rates. They will rise to 50% of the maximum in 2016, 75% in 2017, and 100% in 2018. The rates shown in this chart are the industry average rates at 100%, based on 2015 data, not the rates actually paid in 2015.

## A Gap in Gross Receipts Tax Revenue Means the Payroll Expense Tax Will Likely Remain in 2018, at the End of the Phase-In Period

Distribution of Payroll and Gross Receipts Tax Revenue, 2014-18  
(2016-18 Projected)

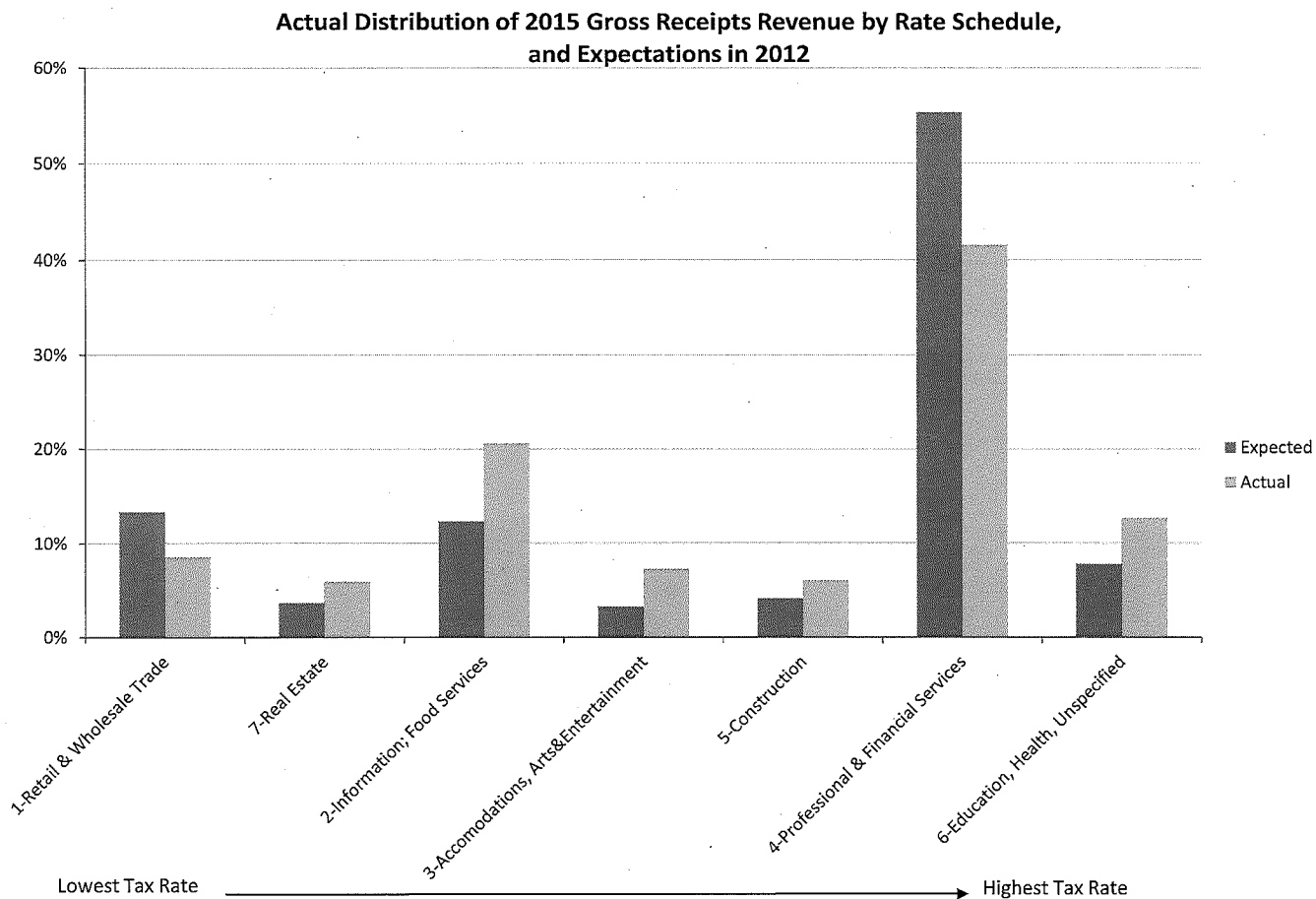


The gross receipts tax structure and rates were designed to fully replace the payroll expense tax. However, because of uncertainty in projecting a new tax's revenue, the payroll expense tax was set to phase out based on actual, not expected, gross receipts tax revenue. This decision was made to maintain revenue neutrality, protecting the City's finances and business taxpayers.

Actual gross receipts tax revenue for 2014 and 2015 has been 30-35% less than projected. If this trend continues for the remainder of the phase-in period, there will be a residual payroll tax in 2018 and thereafter, absent further policy changes.

The chart to the left depicts the projected impact of this lower-than-anticipated collection on the proportion of business taxes derived from the gross receipts tax and payroll expense tax.

## Expected and Reported Revenue by Rate Schedule, 2015



Comparing expected and actual 2015 gross receipts tax revenue reveals notable differences between high and low tax rate schedules. Schedule 4, which includes financial and professional services, was expected to contribute 55% of revenue, but only generated 40%.

Schedule 2, a lower rate schedule, contributed over 20% of revenues, but was expected to account for only 12%.

Since businesses self-report their industry, some may have chosen a different schedule than was originally expected, or may be appropriate. This may be a contributing factor to gross receipts tax revenue being lower than expected.

Revenue from the highest rate schedule is driven by businesses that have declined to state their industry type.

## Implementation Highlights

---

- The Office of the Treasurer & Tax Collector (TTX) implemented an online new business registration application to facilitate business compliance with tax obligations.
- The Treasurer sponsored legislation to reduce tax penalties on small businesses and quarterly installment payments to enhance faster compliance without collection actions, and conform quarterly installment payment to align with federal and state estimated tax payment practices.
- TTX continued its outreach campaign including online videos, community presentations, and enhanced taxpayer assistance resources with filing assistance resources for specific taxpayer groups, such as landlords.
- The Tax Collector issued three Tax Collector Regulations that addressed the exclusion of certain sales of real property from the gross receipts tax, payments to construction subcontractors, and deadlines for tax incentives.

## Summary of Findings

---

- Based on results from the first two years of the five-year phase-in period, many policy goals established by the voter-adopted changes to the City's business tax appear to be on track. The tax base is broader. The structure is more progressive. Some shifts in tax burden are in line with earlier expectations, although others are not.
- However, overall gross receipts tax revenues during the first two years of the five-year phase-in period have been less than what was anticipated in 2012. While this will not affect overall business tax revenue at the end of the phase-in period in 2018, based on our current projections, it does indicate that the City is likely to retain its payroll expense tax in 2018, at a rate of between 0.4% and 0.6%, depending on how the city's economy changes during the next two years.
- This final rate is also sensitive to taxpayer behavior and compliance. Gross receipts tax revenue is likely to increase as taxpayers become more familiar with the tax, and City auditing and compliance activities affect taxpayer behavior. Any improvement that occurs in the remaining years of the phase-in period will reduce the final payroll expense tax rate.
- Our offices will continue to monitor the implementation of the new tax, and report annually on our findings.



# ETHICS COMMISSION CITY AND COUNTY OF SAN FRANCISCO

BO-8-11  
(ethics)  
cpage

RECEIVED  
BOARD OF SUPERVISORS  
2017 MAR 28 PM 4:15

PETER KEANE  
CHAIRPERSON  
  
DAINA CHIU  
VICE-CHAIRPERSON  
  
PAUL A. RENNE  
COMMISSIONER  
  
QUENTIN L. KOPP  
COMMISSIONER  
  
(VACANT)  
COMMISSIONER  
  
LEEANN PELHAM  
EXECUTIVE DIRECTOR

March 28, 2017

The Honorable Ed Lee, Mayor  
  
The Honorable Board of Supervisors, City and County of San Francisco  
City Hall, 1 Dr. Carlton B. Goodlett Place  
San Francisco, CA 94102

Dear Mayor Lee and Honorable Board Members:

This transmits for your information a report by the Ethics Commission on *San Francisco's Limited Public Financing Program for the November 2016 Election*.


Following each election in which the Mayor or members of the Board of Supervisors are elected, the San Francisco Ethics Commission is required by Section 1.156 of the SF Campaign and Governmental Conduct Code to submit to the Mayor and Board a report on public financing in that election. The Ethics Commission's report is required to include a range of data, including rates of program participation, public funds disbursed to qualified candidates, and candidate and third-party spending in connection with the election.

San Francisco's voluntary system of limited public financing for City offices was first enacted through Proposition O, a ballot measure approved by the voters in November 2000. Prop. O established public financing for candidates for the Board of Supervisors, and in 2006 the program was extended in City law to include Mayoral candidates.

As with any public policy program, it is valuable to periodically assess what steps are needed to promote its maximum impact and effectiveness. This report is intended to help provide context for that evaluation. As part of the Ethics Commission's planned policy work in the months ahead, a fuller assessment of the City's framework for regulating campaign finance will also seek to broadly engaging candidates, contributors, and the public to help ensure the strength and effectiveness of City laws.

We invite and welcome your feedback on this report. In addition, if we can answer any questions or provide you with any additional information about this report, the administration of the City's public financing program, or the Commission's planned policy work, please feel free to contact me at (415) 252-3100 or at [leeann.pelham@sfgov.org](mailto:leeann.pelham@sfgov.org).

Sincerely,  
  
LeeAnn Pelham  
Executive Director



**ETHICS COMMISSION  
CITY AND COUNTY OF SAN FRANCISCO**

PETER KEANE, CHAIRPERSON  
DAINA CHIU, VICE-CHAIRPERSON  
BEVERLY HAYON, COMMISSIONER  
PAUL A. RENNE, COMMISSIONER  
QUENTIN L. KOPP, COMMISSIONER

**Report on  
San Francisco's Limited Public Financing Program  
For the November, 2016 Election**

MARCH 23, 2017

25 VAN NESS AVENUE, SUITE 220  
SAN FRANCISCO, CA 94102  
415.252.3100  
ETHICS.COMMISSION@SFGOV.ORG  
WWW.SFETHICS.ORG



## Public Financing and the 2016 City Elections

Voluntary public financing programs are established with the intent to serve several goals, each designed to strengthen the link between candidates and their constituents by enhancing candidates' accountability to the voters who elect them. Public financing is designed to offer candidates the opportunity to rely more on a neutral source of funding to their campaigns, rather than sources seeking to affect a single or narrow range of issues. It aims to encourage limited spending so that candidates may spend less time fundraising and more time discussing issues important to their constituencies. By providing a limited source of public funds that leverages the importance of relatively small, individual contributions in election campaigns, public financing programs help encourage new and diverse voices among candidates as well as those whom they are elected to represent.

San Francisco's voluntary system of limited public financing for City candidates was first established by Proposition O, a ballot measure approved by the voters in November, 2000. Prop. O established public financing for candidates for the Board of Supervisors, and in 2006 the program was extended in City law to include Mayoral candidates.

Following each election in which the Mayor or members of the Board of Supervisors are elected, the San Francisco Ethics Commission is required by Section 1.156 of the S.F. Campaign and Governmental Conduct Code to submit to the Mayor and Board of Supervisors a report on public financing in that election. The report is required to include data on the number of participating and non-participating candidates, the number of candidates who received public funding, the amount of public funds disbursed; the amount of qualified campaign expenditures made by all participating candidates, the amount of independent expenditures made in connection with the election, and any other relevant information the Commission may wish to include. Toward that end, the concluding section of this report provides brief historical data of the public financing program in City elections from 2002 through 2016.

The data presented in this report for the November 8, 2016, election is based on information reported in campaign disclosure statements covering the start of candidates' campaigns through December 31, 2016. It also includes information from disclosures filed by third-party spenders<sup>1</sup> and from Commission records of public funds disbursements to candidates who qualified to receive public funding to their campaigns.

As the Ethics Commission begins its planned fuller assessment of the City's campaign finance system this Spring to ensure the maximum impact and effectiveness of City laws, this report is intended to help provide an empirical context for that evaluation.

### Overview of Program Elements

San Francisco's public financing system is funded through an Election Campaign Fund ("Fund") established by the City's Campaign Finance Reform Ordinance, or "CFRO." Under CFRO, the Fund receives a General Fund allocation based on a formula of \$2.75 per resident, up to a maximum Fund cap of \$7 million. Candidates who qualify for the program can receive a limited amount of public funds that match eligible contributions up to a maximum amount established under the law.

---

<sup>1</sup> Third-party spending is as reported on independent expenditure statements filed within 90 days of the election.

To receive public funds, candidates must first demonstrate a base of financial support by raising a threshold number and amount of qualifying funds from City residents no earlier than 18 months before the date of the election. Candidates must also agree to a campaign spending cap, or "Individual Expenditure Ceiling," may not accept loans from others, may accept only limited funds from themselves, and must agree to debate their opponents. Among other requirements to qualify for public funds, a candidate must also be opposed by a candidate who has also qualified for public financing, or by a candidate who has received contributions or made expenditures of a specific threshold amount.<sup>2</sup>

Once certified to appear on the ballot, candidates eligible for public financing receive an initial public funds grant. For a Supervisorial candidate, the initial grant amount is \$20,000, while for a Mayoral candidate the initial grant is \$100,000. Thereafter, these candidates may seek additional public funds based on the amount of matching contributions raised and documented in claims submitted to the Ethics Commission. After the initial grant for a Supervisorial candidate, for example, for each dollar of matching contributions up to the next \$50,000 raised, candidates may receive two dollars from the Election Campaign Fund. For each additional dollar of matching contributions raised thereafter, candidates may receive public funds on a one-to-one match until reaching the maximum amount for their race.

Under certain circumstances detailed in the law, the spending cap, or IEC, agreed to by participating candidates may be raised by the Ethics Commission for a participating candidate due to independent, third-party spending to support or oppose a candidate in that race. This provision intends for candidates who otherwise agree to be bound by a spending cap in exchange for public funding to have the ability to respond when independent expenditures affect their campaign by spending beyond their initial limit.

In 2016, third parties were required to file public reports with the Ethics Commission during the 90-day period immediately preceding the election each time they made independent expenditures, member communications, or electioneering communications totaling \$1,000 or more per candidate. These reports are necessary to determine when a publicly financed candidate's spending cap, or IEC, should be raised.

For a Supervisorial candidate, each candidate's spending cap starts at \$250,000. That cap may be raised in \$10,000 increments, however, when the level of funds supporting a participating candidate's opponent ("Total Supportive Funds") plus any spending to oppose that participating candidate ("Total Opposition Spending") exceeds \$250,000 by at least \$10,000. In those circumstances, the participating candidate may spend additional funds only up to that adjusted spending cap, or IEC level.

### **Background on the November 8, 2016 Election**

On the November 2016 ballot were six seats the Board of Supervisors in which candidates could qualify for public financing. Twenty-eight candidates appeared on the November 8, 2016, ballot in the race for Supervisor in Districts 1, 3, 5, 7, 9, and 11, and twelve of these candidates were certified as eligible to receive public funds.<sup>3</sup> No candidate in the District 3 Supervisorial race sought public financing.

---

<sup>2</sup> For more background on qualification criteria and other program elements, please see Appendix 1.

<sup>3</sup> Candidates who raise and spend less than \$2,000 on their campaigns are not required to file detailed campaign statements. Detailed fundraising and spending figures for such candidates, therefore, are not included in this report.

Three of the six races on the 2016 ballot, Districts 3, 5, and 7, involved an incumbent. One of these three incumbents participated in the public financing program and, regardless of their participation status, all three incumbents were re-elected to office. The other three were open races in which the incumbents were termed-out. In each of these three races, a participating candidate was elected to office.

To be certified for public funding in the 2016 Supervisorial races, a non-incumbent candidate was required to raise eligible contributions of at least \$10,000 from at least 100 City residents, while an incumbent candidate was required to raise at least \$15,000 in qualifying contributions from at least 150 residents. Contribution amounts ranging from \$10 to \$100 were counted as qualifying contributions.

Eligible non-incumbent candidates could qualify to receive up to \$155,000 in public funds, while qualified incumbents could receive slightly less, up to a maximum of \$152,500.<sup>4</sup> At the outset of the 2016 campaigns, approximately \$7 million in the Election Campaign Fund was available for disbursement.

#### *Candidate Fundraising*

Together, over the course of their 2016 campaigns, the 12 eligible candidates received \$1,522,296 in public funds, with two candidates receiving the maximum amount of public funds available to their campaign. Public funding in these 12 campaigns represented 42 percent of candidates' total funds in the 2016 election.

Table 1 below shows each candidate's status as a public funds participant or non-participant, the amount of total funds raised by each, and public funds disbursed to each qualifying candidate.

**Table 1 – Fundraising by Supervisorial Candidates on the 2016 Ballot**

Candidate	District	Program Participant (P) or Non-Participant (NP)	Contributions Raised by Candidate	Public Funds Received	Total Funds	Public Funds as a Percentage of Total Funds
Sherman D'Silva	1	NP	Form 470 Filer	n/a	Form 470 Filer	n/a
Sandra Lee Fewer*	1	P	\$220,911	\$155,000	\$375,911	41%
Richie Greenberg	1	NP	\$8,240	n/a	\$8,240	n/a
Jason Jungreis	1	NP	Form 470 Filer	n/a	Form 470 Filer	n/a
Samuel Kwong	1	NP	\$4,660	n/a	\$4,660	n/a
Brian J. Larkin	1	NP	\$758	n/a	\$758	n/a
David Lee	1	P	\$101,572	\$136,674	\$238,246	57%
Johnathan Lyens	1	P	\$48,020	\$49,035	\$97,055	51%
Marjan Philhour	1	P	\$199,843	\$147,129	\$346,972	42%
Andy Thornley	1	NP	\$6,769	n/a	\$6,769	n/a
Tim E. Donnelly	3	NP	Form 470 Filer	n/a	Form 470 Filer	n/a
Aaron Peskin*	3	NP	\$99,619	n/a	\$99,619	n/a

<sup>4</sup> Unlike prior election cycles, the public financing program beginning in 2012 no longer permitted a mechanism for candidates to receive additional public funding beyond this maximum when faced by a high spending opponent or by large third party spending.

London Breed*	5	NP	\$374,793	n/a	\$374,793	n/a
Dean Preston	5	P	\$145,479	\$143,407	\$288,886	50%
Joel Engardio	7	P	\$63,911	\$104,364	\$168,275	62%
John Farrell	7	NP	\$23,421	n/a	\$23,421	n/a
Ben Matranga	7	P	\$79,882	\$113,478	\$193,360	59%
Norman Yee*	7	P	\$155,298	\$100,060	\$255,358	39%
Michael Young	7	NP	\$23,456	n/a	\$23,456	n/a
Joshua Arce	9	P	\$167,637	\$128,657	\$296,294	43%
Iswari Espana	9	NP	\$2,610	n/a	\$2,610	n/a
Melissa San Miguel	9	NP	\$38,387	n/a	\$38,387	n/a
Hillary Ronen*	9	P	\$268,549	\$155,000	\$423,549	37%
Kimberly Alvarenga	11	P	\$100,881	\$143,749	\$244,630	59%
Magdalena De Guzman	11	NP	\$12,333	n/a	\$12,333	n/a
Berta Hernandez	11	NP	\$7,391	n/a	\$7,391	n/a
Francisco Herrera	11	NP	\$10,595	n/a	\$10,595	n/a
Ahsha Safai*	11	P	\$219,096	\$145,743	\$364,839	40%
<i>Total</i>			\$2,384,111	\$1,522,296	\$3,906,407	48%

\*Candidate elected

#### Candidate Spending

As shown in Table 2, candidate spending in the 2016 Supervisorial races totaled \$3,916,575. Table 2 also shows the highest level to which each participating candidate's spending cap, or Individual Expenditure Ceiling, was raised due to third-party spending in their race.

As previously noted, publicly financed candidates agree to limit their expenditures as part of qualifying to participate in the program. Participating candidates in the 2016 election agreed to limit their spending to \$250,000. Due to third party spending, however, that spending cap was raised a total of 142 times for 11 of the 12 publicly funded candidates based on the highest level of Total Supportive Funds reported for their opponent plus the Total Opposition Spending reported against their own candidacy.

**Table 2 – Spending, and Spending Caps, of Supervisorial Candidates on the 2016 Ballot**

Candidate	Total Expenditures (includes both paid and incurred debt)	Date on Which Spending Cap Was First Raised	Candidate Fundraising as of the Date Spending Cap Was First Raised	Highest Adjusted Spending Cap	Number of Times Spending Cap Required Adjustment
Sandra Lee Fewer	\$378,146	8/26/2016	\$240,279	\$1,090,000	24
Richie Greenberg	\$8,240	n/a	n/a	n/a	n/a
Samuel Kwong	\$3,282	n/a	n/a	n/a	n/a
Brian J. Larkin	\$707	n/a	n/a	n/a	n/a
David Lee	\$238,731	8/31/2016	\$10,717	\$1,030,000	21
Johnathan Lyens	\$97,299	9/7/2016	\$10,645	\$1,030,000	20
Marjan Philhour	\$356,514	9/13/2016	\$244,263	\$460,000	14
Andy Thornley	\$6,726	n/a	n/a	n/a	n/a
Aaron Peskin	\$81,719	n/a	n/a	n/a	n/a

London Breed	\$396,040	n/a	n/a	n/a	n/a
Dean Preston	\$286,239	8/11/2016	\$182,652	\$370,000	10
Joel Engardio	\$168,412	11/1/2016	\$140,835	\$260,000	1
John Farrell	\$23,421	n/a	n/a	n/a	n/a
Ben Matranga	\$189,795	11/1/2016	\$171,370	\$260,000	1
Norman Yee	\$250,545	n/a	n/a	not adjusted	0
Michael Young	\$23,456	n/a	n/a	n/a	n/a
Joshua Arce	\$293,722	9/29/2016	\$222,974	\$540,000	13
Iswari Espana	\$1,200	n/a	n/a	n/a	n/a
Melissa San Miguel	\$38,858	n/a	n/a	n/a	n/a
Hillary Ronen	\$427,244	9/27/2016	\$250,000	\$400,000	10
Kimberly Alvarenga	\$247,830	9/30/2016	\$188,780	\$1,120,000	18
Magdalena De Guzman	\$16,571	n/a	n/a	n/a	n/a
Berta Hernandez	\$6,836	n/a	n/a	n/a	n/a
Francisco Herrera	\$9,605	n/a	n/a	n/a	n/a
Ahsha Safai	\$365,437	10/11/2016	\$230,572	\$440,000	10
<b>Total</b>	<b>\$3,916,575</b>				<b>142</b>

### Third-Party Spending

In 2016, third-parties were required to file reports during the 90-day period immediately preceding the election each time they made independent expenditures, member communications, or electioneering communications totaling \$1,000 or more per candidate.

As Table 3 below shows, third-party spending to support or oppose Supervisorial candidates in the November, 2016 election totaled \$2,130,147. Of this third-party spending, \$1,982,680 (93 percent) was supportive, while \$147,467 (7 percent) was in opposition.<sup>5</sup>

**Table 3 – Third-Party Spending in 2016 Supervisorial Races**

Affected Candidate	Supportive Spending	Opposition Spending	Total Third Party Spending
Sandra Lee Fewer	\$67,394	\$58,291	\$125,685
Marjan Philhour	\$697,979	\$19,109	\$717,088
London Breed	\$8,623	\$0	\$8,623
Norman Yee	\$9,921	\$0	\$9,921
Joshua Arce	\$119,938	\$0	\$119,938
Hillary Ronen	\$158,047	\$5,180	\$163,227
Kimberly Alvarenga	\$140,451	\$0	\$140,451
Ahsha Safai	\$780,327	\$64,887	\$845,214
<i>Total</i>	<i>\$1,982,680</i>	<i>\$147,467</i>	<i>\$2,130,147</i>

### Historical Overview and Context

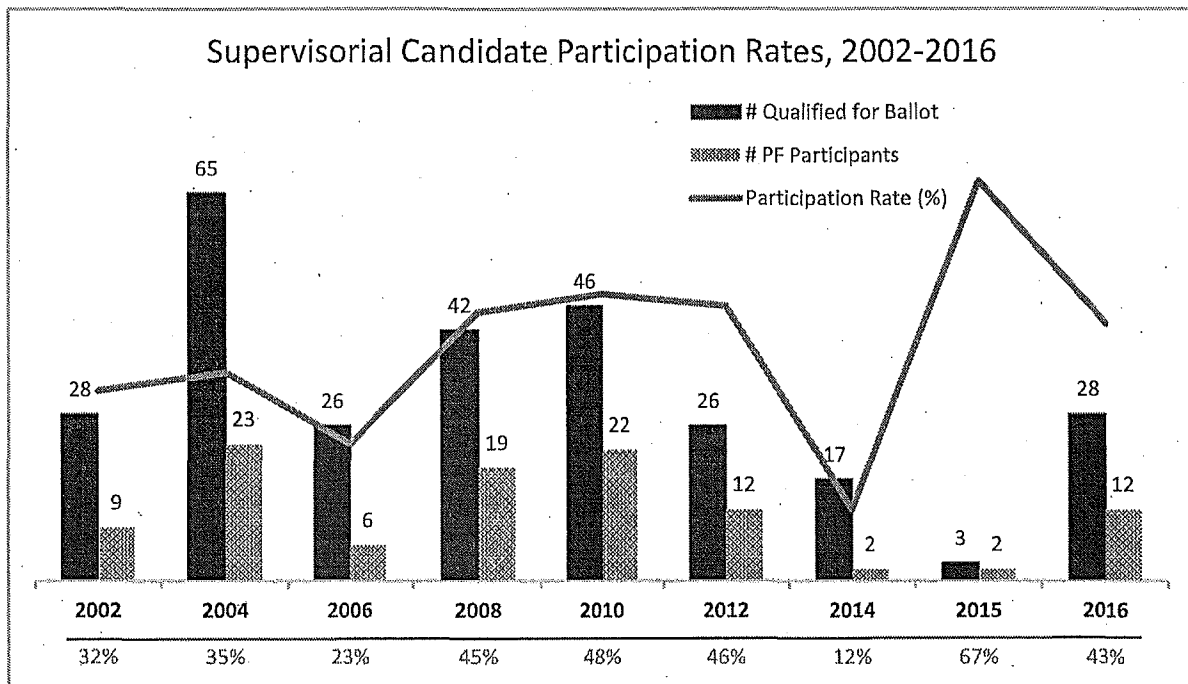
Following its adoption in 2000, the City's public financing program was implemented during the 2002 Supervisorial election. Although the program was extended in 2006 to be available for Mayoral candidates, when the Mayoral program was first implemented in 2007, no candidate for Mayor qualified for public funding. The first election in which a Mayoral candidate received public financing was in the

<sup>5</sup> This data was derived from FPPC Form 496 Late Independent Expenditure Report, S.F. Ethics Commission Form 162 Electioneering Communication Report, and Form 163 Member Communication Report.

2011 Mayoral race. For an overview of data for the public financing program in campaigns for the Board of Supervisors in City elections from 2002 through 2016, please see Appendix 2.

With the exception of 2015, when a single Supervisorial race was on the ballot, Supervisorial candidate participation rates in the public financing program in elections since 2002 have not exceeded 50 percent.

**Chart 1 – Historical Supervisorial Candidate Participation Rates**

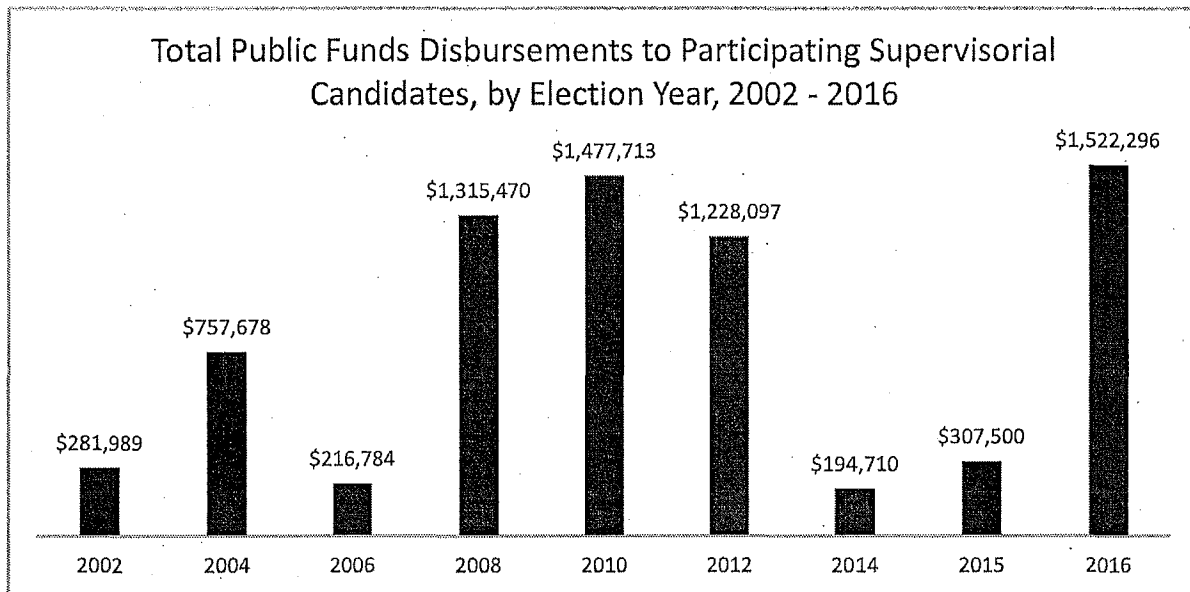


Understanding the full range of dynamics that contribute to candidates' decisions to participate or not can be challenging. Laws governing key elements of the program in the 2012, 2014, 2015, and 2016 elections were significantly different from prior years.<sup>6</sup> Significant provisions of the public financing program have changed over the years, such as the deadline for applying for public financing, the deadline for filing nomination papers, the maximum amount of public funds that participants could seek, whether they could receive greater than the initial amounts when a spending cap was raised, and the date on which they were able to receive the public funds for which they had qualified. In addition, in 2004 the City's election system of Ranked Choice Voting was implemented, adding a new factor to the many that shape the strategies of candidates' campaigns and how they fund them.

From 2002 through 2016, total public funding disbursements for all participating Supervisorial candidates has ranged from a low of \$194,710 in the 2014 election to a high of over \$1.5 million in 2016.

<sup>6</sup> For reference, Appendix 1 provides an overview of the program's requirements as it was implemented in 2016.

**Chart 2 – Total Disbursements, by Election**



Since 2002, Supervisorial candidates who elected to participate in the program and qualified for public funding received, on average, the following amounts for their campaigns:

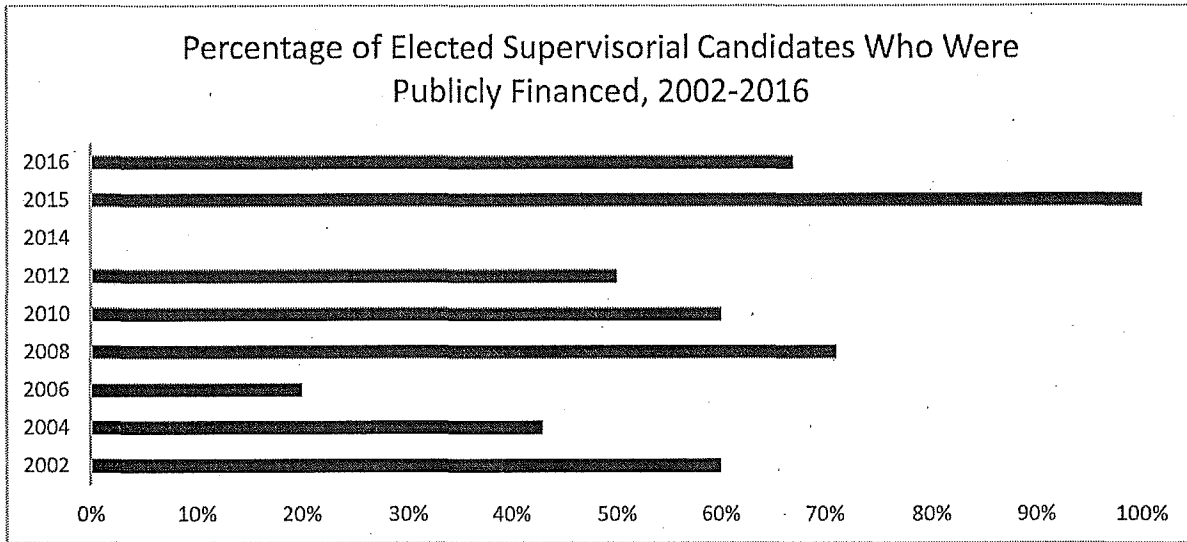
**Table 4 – Average Candidate Disbursements, by Election**

Election Year	Average Amount Disbursed Per Supervisorial Candidate
2002	\$31,332
2004	\$32,943
2006	\$36,131
2008	\$69,235
2010	\$67,169
2012	\$102,341
2014	\$97,355
2015	\$153,750
2016	\$126,858

Based on data from the 2016 election and prior elections, participating Supervisorial candidates have generally been elected in open seat races where no incumbent is seeking re-election. Except for the District 5 race in 2012 and the District 3 race in 2015 -- both in which a Member of the Board of Supervisors who had been appointed earlier in the election year was seeking election to that seat -- incumbent candidates have won their elections regardless of whether they participated in public financing.

At the same time, in six of the last nine Supervisorial election years, 50 percent or more of those elected to a seat on the Board of Supervisors have done so with the benefit of receiving public financing.

Chart 3 – Elected Supervisorial Candidates Who Received Public Financing



As noted earlier, the City’s public financing system is a voluntary system in which candidates elect to participate. Candidates must agree to limit their overall campaign spending as one of the conditions for receiving the benefit of public funding in their campaign. At the same time, the overall role of third-party spending in Supervisorial campaigns has continued to grow when compared to overall candidate spending in those elections, as Chart 4 below illustrates.

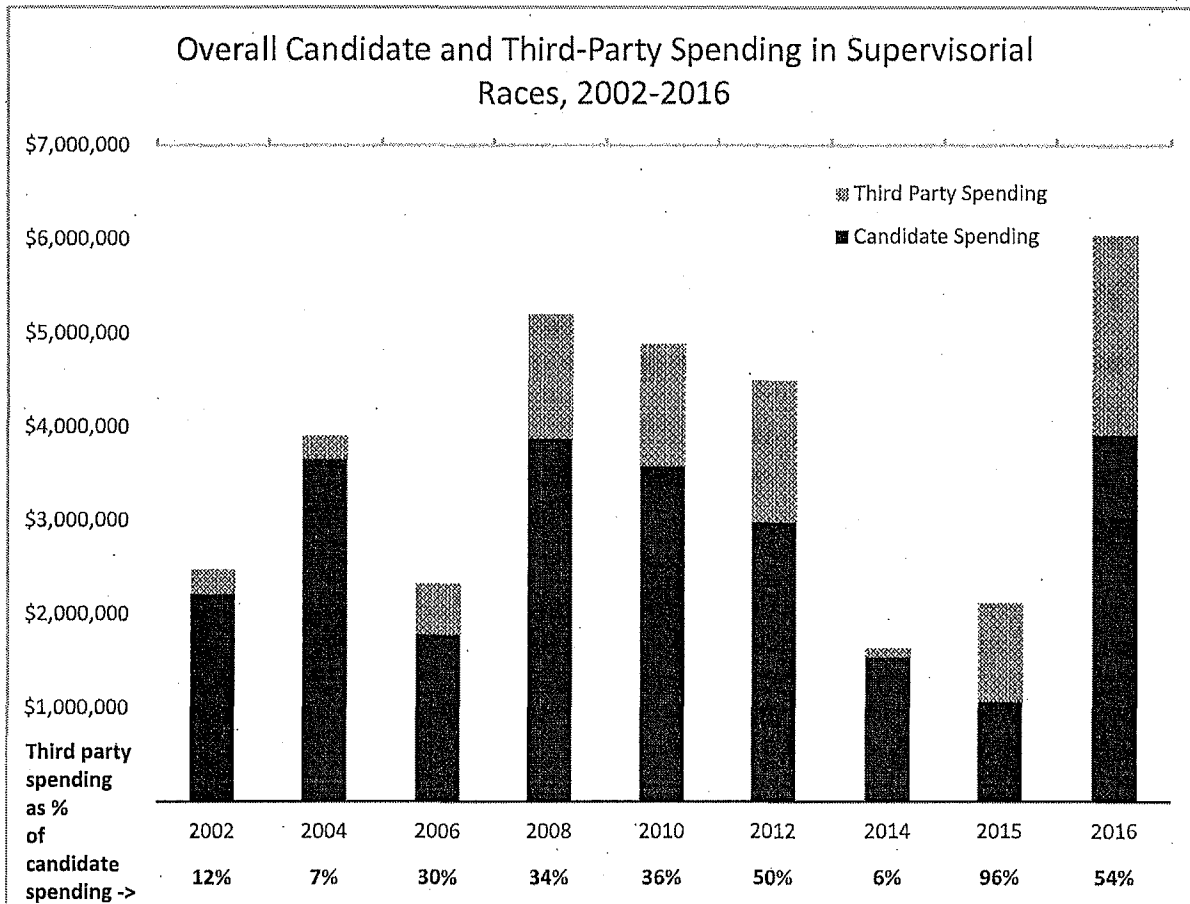
To enable participating candidates to respond when significant third-party spending occurs in their race, the public financing system provides a mechanism for raising a candidate’s spending cap, or “Individual Expenditure Ceiling.” The current mechanism provides that the cap is lifted for a participating candidate to an adjusted level based on funds spent to support the opposing candidate plus funds spent to oppose that participating candidate, and only to that adjusted level and only in \$10,000 increments. Once additional third party spending reports are received at the Ethics Commission, those levels are adjusted again in additional \$10,000 increments.

In the 2016 Supervisorial races 50 percent of the publicly financed candidates were affected by large third party spending. The spending cap was adjusted for 11 of the 12 participating candidates. These candidates’ spending caps were adjusted a total of 142 times, as shown in Table 2.

While this approach illustrates a process that may have been designed to provide a check against overly excessive fundraising and spending by publicly financed candidates based only on the potential of further large spending by third parties in their race, it is worth asking what recent experience shows, and what the practical results have been for participating candidates, including whether there are any unintended consequences. If the complexities of the public financing program outweigh the benefits, that could lead to a disincentive for candidates’ participation.



Chart 4 – Candidate and Third-Party Spending



A look at the 15 Board of Supervisors races from 2010 to 2016 in which publicly financed candidates saw their spending caps, or IECs, raised due to third party spending may provide some insight. In the 2016 races, publicly financed candidates' total spending, on average, ended up exceeding their initial spending cap by approximately \$25,000. The highest level to which a candidate's IEC was raised in 2016 was \$1.12 million, far above the initial IEC level of \$250,000.

The experience of these nine elections suggests that there may be some value in further assessing whether the current mechanics for publicly financed candidates to respond to third-party spending could be simplified. This may be one example of a provision that could be improved to help strengthen candidate participation in the future.

Other questions that may warrant more detailed analysis and discussion include:

- Are there ways the public financing program should be strengthened to better balance its benefits for non-incumbent candidates?
- Do current timeframes for candidates to receive the public funding make sense?
- Should a different formula for the initial grant and/or rates of matching be examined to determine if they are currently maximizing the program's benefits to qualified candidates?
- How might the mechanics of the public financing program be improved to better engage voters in City elections?

As with any public policy program, it is valuable to periodically assess what steps are needed to promote its maximum effectiveness. Broadly engaging candidates, contributors, and the public in assessing these and other issues in the coming year will be vital to ensuring the strength and effectiveness of the City's public campaign financing program in the years ahead.

## APPENDIX 1: Overview of San Francisco's Limited Public Financing Program

### A. Introduction

In 2016, San Francisco's limited public financing program for candidates running for Board of Supervisors provided each eligible candidate up to \$155,000 (or up to \$152,500 for an incumbent candidate). The total annual cost of the public financing program, including program administration, cannot exceed \$2.75 per year per resident of San Francisco.

### B. Criteria and Conditions for Qualifying for Public Financing

In order to qualify for public financing, a candidate for the November 2016 election was required to:

- seek election to the office of the Board of Supervisors and be eligible to hold office if elected;
- file a *Statement of Participation or Non-Participation* with the Ethics Commission indicating that the candidate intended to participate in the Board of Supervisors Public Financing Program;
- raise at least \$10,000 (Non-Incumbents) or \$15,000 (Incumbents) in qualifying contributions from at least 100 residents (Non-Incumbents) or 150 residents (Incumbents) of the City in contribution amounts ranging from \$10 to \$100;
- agree to limit spending on his or her campaign to no more than his or her Individual Expenditure Ceiling of \$250,000 or as raised by the Ethics Commission;
- submit a *Qualifying Request*, which includes supporting documentation to the Ethics Commission to establish eligibility to receive public financing;
- be opposed by a candidate who has qualified for public financing or by a candidate who has received contributions or made expenditures that in the aggregate equal or exceed \$10,000;
- bear the burden of proving that each contribution relied upon to establish eligibility was a qualifying contribution and that all contributions received comply with the Campaign Finance Reform Ordinance ("CFRO") of the S.F Campaign & Governmental Conduct Code;
- bear the burden of proving that expenditures made with public funds were used only for qualified campaign expenditures;
- not make payments to a contractor or vendor in return for the contractor or vendor making a campaign contribution to the candidate; and not make more than a total of 50 payments to a contractor or vendor who has made a contribution to the candidate;
- not accept any loans to the campaign from anyone except the candidate, and not loan more than \$5,000 of the candidate's own money to his or her campaign;
- agree to participate in at least three debates with opponents;
- have paid any outstanding fines owed to the City by the candidate or any of the candidate's campaign committees;
- have filed any outstanding statements, reports or forms owed to the City by the candidate or any of the candidate's campaign committees; and
- have no finding by a court within the past five years that the candidate knowingly, willfully or intentionally violated the CFRO or the campaign finance provisions of the Political Reform Act.

Candidates were prohibited from using public funds to pay administrative, civil, or criminal fines, or to pay for inaugural activities or officeholder expenses. Under the law, all qualified candidates receiving public funds are subject to a mandatory audit.

C. Applying for Public Funds

In order to be certified by the Executive Director of the Ethics Commission as having met the requirements to receive public financing, candidates were required to electronically submit:

- 1) a *Statement of Participation or Non-Participation* no later than June 14, 2016, the deadline for filing nomination papers, indicating an intent to participate in the public financing program; and
- 2) a *Qualifying Request* beginning February 8, 2016, and no later than August 30, 2016.

Candidates agreed to comply with all the eligibility requirements set forth above by submitting the *Qualifying Request*. As part of the *Qualifying Request*, candidates were required to include the contributor's full name, street address, occupation and employer if the contribution was \$100 or more; the total amount contributed; the amount of the contributor's qualifying contribution; the date the qualifying contribution was received; the date the qualifying contribution was deposited; and the deposit batch number. Supporting materials include copies of the written instruments used by the contributors to make the qualifying contributions, deposit receipts and other items such as evidence of San Francisco residency. Claims for additional public funds were required to be submitted in a similar manner. Beginning with the November 2016 election, requests for public funds were required to be received by electronic submission.

D. Formula for Disbursing Public Funds

Candidates who were certified as eligible to participate in the public financing program received a grant of \$20,000. After the initial payment, candidates were able to seek additional public funds based on the amount of matching contributions raised and documented in timely claims submitted to the Ethics Commission.<sup>7</sup> After the initial payment of \$20,000, each dollar of matching contributions up to the next \$50,000 that a candidate raised was matched with two dollars from the Election Campaign Fund. Thereafter, for each additional dollar of matching contributions raised, a candidate received one dollar of public funds until reaching the maximum. The maximum amount of public funds a candidate could have received was \$155,000 (Non-Incumbents) or \$152,500 (Incumbents), as shown in the table below:

	Private Funds Raised by Non-Incumbents	Matching Public Funds	Private Funds Raised by Incumbents	Matching Public Funds
Initial	\$10,000	\$20,000	\$15,000	\$20,000
1:2	\$50,000	\$100,000	\$50,000	\$100,000
1:1	\$35,000	\$35,000	\$32,500	\$32,500
<b>Total</b>	<b>\$95,000</b>	<b>\$155,000</b>	<b>\$97,500</b>	<b>\$152,500</b>
<b>Total Public and Private Funds</b>	<b>\$250,000</b>		<b>\$250,000</b>	

E. Campaign Spending Limits

<sup>7</sup> A matching contribution is a contribution that is made by an individual who is a resident of San Francisco (other than the candidate or the candidate's immediate family), is not received more than 18 months before the November election, is not a loan and complies with all the requirements of the CFRO and its implementing regulations. Any portion of contribution that was deemed to be a qualifying contribution is not a matching contribution.

To receive public funds, candidates were required to agree to limit their spending to the Individual Expenditure Ceiling, the expenditure ceiling that was established for each candidate for the Board of Supervisors who is certified by the Ethics Commission as eligible to receive public funds. Each candidate's Individual Expenditure Ceiling started at \$250,000 and was raised under certain circumstances. The ceiling was raised in \$10,000 increments if the highest level of Total Supportive Funds of any opponent of a publicly financed candidate plus the Total Opposition Spending against such publicly financed candidate exceeded \$250,000 by at least \$10,000.

F. Additional Reporting Requirements for Participating and Non-Participating Candidates

All candidates for the Board of Supervisors were required to file a *Threshold Form* if they received contributions, or made expenditures that equaled or exceeded \$10,000. These *Threshold Forms* served to inform the Commission of candidates' financial activities so that the Commission could determine whether a candidate who had applied for public financing met the requirement of being opposed by a candidate who either qualified to receive public financing or received contributions or made expenditures of \$10,000 or more. If the Ethics Commission certified at least one candidate for the Board of Supervisors as eligible to receive public funds, all candidates running for office from the same district were required to file a *Threshold Form* within 24 hours of receiving contributions or making expenditures that equaled or exceeded \$10,000. Thereafter, such candidates were required to file a *Threshold Form* within 24 hours of each time that they received additional contributions or made additional expenditures that equaled or exceeded \$10,000. Beginning with the 2016 election, candidates were required to submit the *Threshold Form* electronically.

G. Additional Reporting Requirements for Third Party Spending

Third parties were required to report within 24 hours any spending of \$1,000 or more per candidate that occurred during the 90-day period preceding the election. In 2016, the 90-day period began on August 10, 2016.

Specifically, when a third party made independent expenditures of \$1,000 or more per candidate, it was required to file *FPPC Form 496 Late Independent Expenditure Report* and a copy of the communication. Similarly, when a third party made electioneering communications or member communications that totaled \$1,000 or more per candidate, it was required to file *SFEC Form 162 Electioneering Communication Report* or *SFEC Form 163 Member Communication Report*, respectively.

## APPENDIX 2: Overview of Data for the Public Financing Program

The table below provides summary data of the 2016 election as well as data from prior elections in which the offices of the Board of Supervisors appeared on the ballot.

Election Year	2002	2004	2006	2008	2010	2012	2014	2015	2016
Amount of Public Funds Disbursed	\$281,989	\$757,678	\$216,784	\$1,315,470	\$1,477,713	\$1,228,097	\$194,710	\$307,500	\$1,522,296
Average Amount of Public Funds Disbursed	\$31,332	\$32,943	\$36,131	\$69,235	\$67,169	\$102,341	\$97,355	\$153,750	\$126,858
Number of Candidates who Qualified for the Ballot	28	65	26	42	46	26	17	3	28
Number of Participating Candidates	9	23	6	19	22	12	2	2	12
Participating Candidates as % of All Candidates on Ballot	32%	35%	23%	45%	48%	46%	12%	67%	43%
Number of Seats up for Election	5	7	5	7	5	6	5	1	6
Number of Contested Seats	4	7	5	7	4	4	4	1	6
Contested Seats as % of All Seats up for Election	80%	100%	100%	100%	80%	67%	80%	100%	100%
Percentage of Elected Candidates who were Publicly Financed	60%	43%	20%	71%	60%	50%	0%	100%	67%
Percentage of Incumbents Re-Elected	100%	100%	100%	100%	100%	80%	100%	0%	100%
Total Amount of Candidate Spending	\$2,213,316	\$3,654,616	\$1,781,148	\$3,875,551	\$3,581,175	\$2,987,290	\$1,542,741	\$1,075,617	\$3,916,575
Amount of Third Party Spending	\$261,906	\$251,201	\$543,063	\$1,324,241	\$1,305,460	\$1,507,057	\$96,610	\$1,037,259	\$2,130,147

c-page, material

**From:** Mchugh, Eileen (BOS)  
**Sent:** Monday, April 03, 2017 12:47 PM  
**To:** BOS-Supervisors  
**Subject:** FW: PEEF Proposed Expenditure Plan for 2017-2018  
**Attachments:** 2017-2018 PEEF Proposed Exepnditure Plan.pdf

**From:** Jarrett, September (HSA) (DSS)  
**Sent:** Friday, March 31, 2017 6:55 PM  
**To:** Whitehouse, Melissa (MYR) <[melissa.whitehouse@sfgov.org](mailto:melissa.whitehouse@sfgov.org)>; Mendoza, Hydra (MYR) <[hydra.mendoza@sfgov.org](mailto:hydra.mendoza@sfgov.org)>; Busch, Laura (MYR) <[laura.busch@sfgov.org](mailto:laura.busch@sfgov.org)>; Calvillo, Angela (BOS) <[angela.calvillo@sfgov.org](mailto:angela.calvillo@sfgov.org)>  
**Cc:** Naughton, Sandra (HSA) (DSS) <[sandra.naughton@sfgov.org](mailto:sandra.naughton@sfgov.org)>; Shulman, Kaitlyn (HSA) (DSS) <[kaitlyn.shulman@sfgov.org](mailto:kaitlyn.shulman@sfgov.org)>; Kesarwani, Rashi (HSA) (DSS) <[rashi.kesarwani@sfgov.org](mailto:rashi.kesarwani@sfgov.org)>; Mezquita, Ingrid (CFC) <[ingrid.mezquita@first5sf.org](mailto:ingrid.mezquita@first5sf.org)>; Rose, Harvey (BUD) <[harvey.rose@sfgov.org](mailto:harvey.rose@sfgov.org)>; Rosenfield, Ben (CON) <[ben.rosenfield@sfgov.org](mailto:ben.rosenfield@sfgov.org)>  
**Subject:** PEEF Proposed Expenditure Plan for 2017-2018

Dear Colleagues:

On behalf of the Office of Early Care and Education, please find attached the proposed **PEEF Expenditure Plan for FY 2017-2018** as required by Proposition C passed in November 2014. This proposed plan is based on our budget proposal submitted to the Mayor 's Office on February 21, 2017 . Please don't hesitate to contact me if you have any questions.


The City's support of high quality early learning services through PEEF is exceptional, and it is an honor to steward these resources toward a bright future for the city's young children.

Regards,  
September  
**September Jarrett**  
Director, Office of Early Care and Education  
Office (Direct) : 415-355-3663  
[September.jarrett@sfgov.org](mailto:September.jarrett@sfgov.org)

**Assistant – Maya Castleman**  
Email: [maya.castleman@sfgov.org](mailto:maya.castleman@sfgov.org)  
Phone: (415) 355-3669



(B)



## MEMORANDUM

TO: Honorable Mayor Edwin M. Lee  
Members of the Board of Supervisors

FROM: September Jarrett, Director of the Office of Early Care and Education

DATE: March 31, 2017

RE: **2017-18 OECE Public Education Enrichment Fund (PEEF) Proposed Expenditure Plan**

In accordance with Proposition C passed by San Francisco voters in November 2014, the Office of Early Care and Education (OECE) respectfully submits its FY 2017-18 proposed expenditure plan for the use of Public Education and Enrichment Funds (PEEF) toward the goal of providing increased access to quality early care and education programs in San Francisco.

Under Proposition C, oversight of early education programs transferred from the First 5 Commission (First 5 San Francisco) to OECE beginning July 1, 2015. However, OECE, in consultation with the Mayor and First 5 San Francisco, kept existing funding commitments in place over FY 2015-16 and FY 2016-17 to allow time for a broader planning process. During this planning period, the OECE Citizens Advisory Committee (CAC), which was created by Proposition C, developed a new citywide plan for early care and education. Adopting a data-informed approach to systems improvement, OECE commissioned a year-long Comprehensive Fiscal Analysis that included a review of all federal, state and local funding used to support early care and education services. The analysis also examined the revenues and expenses of a diverse variety of San Francisco Child Care Centers and Family Child Care homes. More than 100 local stakeholders participated in the process, which resulted in recommendations to streamline and improve the existing local funding approaches. Based on the recommendations from the Comprehensive Fiscal Analysis, the CAC worked with OECE staff, First 5 San Francisco, San Francisco Unified School District, and the early care and education field, and the community to develop broad recommendations for improving the City's early care and education system overall. The proposed recommendations were vetted broadly and refined to incorporate stakeholder input before being formally approved by the CAC and the Board of Supervisors in April 2016.

The San Francisco Citywide Plan for Early Care and Education includes recommendations in six areas:

- Birth to Age 5 Approach
- Racial Equity and Diversity
- Quality Improvement
- Family Engagement



- Professional Development and Workforce
- Financing Models

In FY 2016-17, OECE's focus has been on developing implementation strategies to achieve the adopted recommendations in the Citywide Plan and in the Comprehensive Fiscal Analysis. Given a requirement to procure all of OECE's contracts for a new term starting July 1, 2017, OECE prioritized financing models and family engagement. From August through December of 2016, OECE held and attended more than 12 meetings with early care and education providers, parents, and stakeholders to gather input on early draft implementation strategies. OECE also released a multilingual survey that more than 220 individuals completed. A [report](#) documenting this outreach process and resulting implementation framework is available on the OECE website at [www.sfoece.org](http://www.sfoece.org).

From this field and community input process, OECE refined its new approach to financing early care and education programs. The new approach, called the Early Learning Scholarship (ELS), responds to existing OECE grantees' requests to streamline the City's funding and reporting requirements, and emphasizes the need to serve our highest needs populations from birth through age 5. The new ELS funding approach consolidates existing initiatives to streamline the City's effort to move toward a fee-for-service approach, in which early care and education providers receive an enhanced reimbursement rate with local funding based on the cost of providing quality services. In this new approach, all funded early care and education providers need to meet or actively work toward a minimum threshold of program quality as defined by the Quality Rating and Improvement System, developed by the state and locally implemented by First 5 San Francisco.

In October 2016, OECE took on administrative responsibilities for the Preschool for All program. In January 2017, OECE released two Notice of Funding Availability competitions to select licensed early care and education providers who will be qualified to receive City funds in FY 2017-18. More than 320 early care and education providers responded, and OECE plans to announce qualified providers in the coming weeks.

The attached expenditure plan reflects updated PEEF revenue and expenditure assumptions, as well as OECE's proposed budget for FY 2017-18, which reflects a shift in PEEF administration to OECE, OECE's new Early Learning Scholarship funding approach. The expenditure plan continues funding for First 5 San Francisco's administration of quality assessments, coaching and technical assistance for all early care and education programs receiving City funding.

#### **FY 2017-18 Expenditure Plan (\$42.8M)**

The OECE FY 2017-18 PEEF budget is \$42.8 million, including a \$34 million Public Education Enrichment Fund allocation, \$77,189 in interest earnings, and \$8.7 million from prior year balances. In addition, OECE's proposed budget includes other revenues to support PEEF-funded activities. OECE's proposed budget leverages \$17 million General Fund, \$24 million State/Federal, \$1.8 million of local, state and federal funds for children involved in the child welfare system, \$5.5 million developer fees, and \$14.5 million Children's Fund/General Fund via a work order recovery from the Department of Children, Youth, and Their Families.

In FY 2017-18, OECE will support enrollment in quality early care and education for children ages birth to age 5 using these PEEF resources. Additionally, the funds will support targeted classroom quality improvements; health screenings and consultations; mental health consultations; early literacy curriculum enhancements; teachers' professional development; and start-up grants and technical assistance for child care facilities.

The City's support of high quality early learning services through PEEF is exceptional, and it is an honor to steward these resources toward implementing the vision of San Francisco's Citywide Plan for Early Childhood.

Cc: Melissa Whitehouse, Budget Director, Mayor's Office, City and County of San Francisco  
Laura Busch, Fiscal & Policy Analyst, Mayor's Office, City and County of San Francisco  
Ben Rosenfield, Controller, City and County of San Francisco  
Ingrid Mezquita, Director, First 5 San Francisco  
Harvey Rose, Budget Analyst, San Francisco Board of Supervisors

**Public Education Enrichment Fund Expenditure Plan**

	FY17-18		
	OECE	First 5 (Work Order from OECE)	Total
<b>Revenue</b>			
Prop C Annual Allocation	\$ 34,010,000		\$ 34,010,000
Projected Prior Year Carryforward	\$ 8,701,093		\$ 8,701,093
Interest	\$ 77,189		\$ 77,189
<b>Total Operating Revenue</b>	<b>\$ 42,788,282</b>	<b>\$ -</b>	<b>\$ 42,788,282</b>

	FY17-18		
	OECE	First 5 <sup>1</sup> (Work Order from OECE)	Total
<b>Expenditures</b>			
<b>Reimbursement</b>			
Preschool for All Reimbursements	\$ 6,906,000		\$ 6,906,000
Early Learning Scholarship Subsidies	\$ 20,642,841		\$ 20,642,841
<b>Subtotal Reimbursement</b>	<b>\$ 27,548,841</b>	<b>\$ -</b>	<b>\$ 27,548,841</b>

<b>Administrative</b>			
Staffing-City Dept Only (7 FTE OECE / 2.70 FTE First 5)	\$ 1,185,176	\$ 400,357	\$ 1,585,533
Non-Personnel Expenses	\$ 378,662	\$ 40,000	\$ 418,662
Materials & Supplies	\$ 44,390	\$ 1,000	\$ 45,390
CMS Maintenance		\$ 10,000	\$ 10,000
Services of Other Departments		\$ 74,680	\$ 74,680
<b>Subtotal Administrative</b>	<b>\$ 1,608,228</b>	<b>\$ 526,037</b>	<b>\$ 2,134,265</b>

<b>Infrastructure</b>			
SF Child Care Connections (SF3C)	\$ 310,000		\$ 310,000
Cocoa / Classroom Database	\$ 300,000		\$ 300,000
Data Integration	\$ 119,631		\$ 119,631
Information Technology Assistance	\$ 100,000		\$ 100,000
<b>Subtotal Infrastructure</b>	<b>\$ 829,631</b>	<b>\$ -</b>	<b>\$ 829,631</b>

<b>Capacity Building</b>			
Workforce Development	\$ 194,068		\$ 194,068
Associations	\$ 252,143		\$ 252,143
Quality Improvement	\$ 2,343,263	\$ 1,863,183	\$ 4,206,446
Coaching, Training & Technical Assistance (includes		\$ 2,538,029	\$ 2,538,029
Pre-PFA Supports		\$ 150,000	\$ 150,000
Training / Event Costs (facilities)		\$ 98,250	\$ 98,250
Outcomes/Evaluation		\$ 125,000	\$ 125,000
Resource & Referral (R&R)	\$ 225,000		\$ 225,000
Piloting innovation	\$ 600,000		\$ 600,000
Professional Services	\$ 10,000		\$ 10,000
<b>Subtotal Capacity Building</b>	<b>\$ 3,624,474</b>	<b>\$ 4,774,462</b>	<b>\$ 8,398,936</b>

Public

Education Enrichment Fund Expenditure Plan, March 31, 2017 (continued)

Expenditures	FY17-18		
	OECE	First 5 <sup>1</sup> (Work Order from OECE)	Total
<b>Developmental Supports</b>			
Inclusion		\$ 800,000	\$ 800,000
Mental Health Consultation	\$ 1,650,000		\$ 1,650,000
Health Screenings	\$ 575,000		\$ 575,000
<b>Subtotal Developmental Supports</b>	<b>\$ 2,225,000</b>	<b>\$ 800,000</b>	<b>\$ 3,025,000</b>
<b>Family Supports</b>			
Family Involvement		\$ 100,000	\$ 100,000
Kindergarten Transition		\$ 103,530	\$ 103,530
<b>Subtotal Family Supports</b>	<b>\$ -</b>	<b>\$ 203,530</b>	<b>\$ 203,530</b>
<b>Curriculum Supports</b>			
Literacy & Language Development	\$ 317,695		\$ 317,695
Science	\$ 62,424		\$ 62,424
Arts - Visual and Performing	\$ 267,960		\$ 267,960
<b>Subtotal Curriculum Supports</b>	<b>\$ 648,079</b>	<b>\$ -</b>	<b>\$ 648,079</b>
<b>Total Operating Expenditures</b>	<b>\$ 36,484,253</b>	<b>\$ 6,304,029</b>	<b>\$ 42,788,282</b>
<b>Net Revenue</b>	<b>\$ 42,788,282</b>	<b>\$ -</b>	<b>\$ 42,788,282</b>
<b>Revenue over Expenses</b>			<b>\$ (0)</b>

<sup>1</sup>Amounts are tentative, pending discussion with First 5.

**Office of Early Care and Education  
FY17-18 - PEEF Proposed Budget Assumptions**

LINE ITEMS	DESCRIPTION & TARGET POPULATION (IF APPLICABLE)	BUDGET
<b>REVENUES</b>		
Prop C Allocation		\$34,010,000
Prior Year Carryforward		\$8,701,093
Interest		\$77,189
<b>TOTAL REVENUES</b>		<b>\$42,788,282</b>
<b>EXPENDITURES</b>		
<b>Reimbursements</b>		
Preschool for All Reimbursements	Continuation of tuition abatement for 4 year-olds of any income level in 9-month and 12 month programs.	\$6,906,000
Early Learning Scholarship Subsidies	Reimbursements for providers serving low-income children ages 0 to 5 years old in quality, licensed programs. Target Populations include: children from homeless families, children involved in the child welfare system, children with identified Special Needs, low-income African American children, low-income Latino children, and low-income English Language Learners.	\$20,642,841
<b>Subtotal Reimbursements</b>		<b>\$27,548,841</b>
<b>Administrative</b>		
Salary & Benefits	<p><b>OECE (7 FTE):</b>            Community Development Specialist - 1.0 FTE 9772            Manager II - 1.0 FTE 0923            Senior Community Development Specialist I - 1.0 FTE 9774            Program Support Analyst - 1.0 FTE 2917            Administrative Analyst - 1.0 FTE 1822            Principal Administrative Analyst - 1.0 FTE 1824            Senior Management Assistant - 1.0 FTE 1844</p> <p><b>First 5 (2.70 FTE):</b>            Senior Program Officer - 0.65 FTE 9775 (Program Support)            Senior Program Officer/Evaluation Office - 1.0 FTE 9774            PFA Program Administrator/TA Coordinator - 1.0 FTE 9772</p>	\$1,585,533

Non-Personnel Expenses	Limited capacity building, support services costs, rent, consultants, travel, training, audit, leases, fees, etc.	\$418,662
Materials & Supplies	Furniture, equipment, office supplies, food, etc. for PEEF positions.	\$45,390
CMS Maintenance	Maintenance and technical support of contract database.	\$10,000
Services of Other Departments	GSA, City Attorney, DTIS, DHR, Controller's Office (based on FTEs).	\$74,680
<b>Subtotal Administrative</b>		<b>\$2,134,265</b>
<b>Infrastructure</b>		
SF Child Care Connections (SF3C)	Formerly known as the Centralized Eligibility List which is in collaboration with HSA and DCYF.	\$310,000
Cocoa / Classroom Database	Covers basic maintenance and technical support for web-based child enrollment data system.	\$300,000
Data Integration	Analysis of approaches to integrate multiple data systems to enhance quality, security, and efficiency of data on early care and education programs and participants.	\$119,631
Information Technology Assistance	Help Desk services for early care and education providers required to use multiple data reporting systems linked to City funding. Some providers are monolingual Cantonese, Mandarin, and Spanish speakers.	\$100,000
<b>Subtotal Infrastructure</b>		<b>\$829,631</b>
<b>Capacity Building</b>		
Workforce Development	Supports cohorts of students through educational pathways to degree attainment; courses to include ESL, English and Math to ensure units are transfer-ready and degree applicable. Joint collaboration between OECE, First 5, and DCYF.	\$194,068
Associations	Capacity building for child care provider associations	\$252,143
Quality Improvement	Formerly known as the Citywide Technical Assistance System (CTAS). These funds provide training and technical assistance linked to rating services (e.g., assessments) and improve quality of services for targeted providers falling below ERS baseline. Joint collaboration with OECE, First 5, and DCYF. One-time funds for materials/supplies and for the SF Family Childcare Quality Network. <i>Also includes funding for Early Learning Scholarship Quality</i>	\$4,206,446

	<i>Enhancement for 0-5 year-olds and quality improvement through WestEd.</i>	
Coaching, Training & Technical Assistance (includes materials/supplies)	Support evidence-based trainings on curriculum articulation, Intentional Teaching Institute, Dual Language, and State-required child assessments through the use of the Desired Results Developmental Profile (DRDP).	\$2,538,029
Pre-PFA Supports	20% increase for targeted sites not yet participating in PFA for up to 10 new sites serving lowest income children. One-time funds for SFUSD special education preschool programs (support for 13 classes to become PFA classrooms).	\$150,000
Training / Event Costs (facilities)	Prorated costs for facilities rental for events/trainings, e.g., Fox Plaza, Suite 1125, conference center at Fort Mason for 2 x year all-grantee events.	\$98,250
Outcomes/Evaluation	Outcomes evaluation related to kindergarten readiness to inform return on investment estimates.	\$125,000
Resource & Referral	Referral database of available licensed care and resources to parents.	\$225,000
Piloting Innovation	Pilot of new workforce pathway for early educators and other innovations.	\$600,000
Professional Services (One-Time)	Expert consulting for cost allocation analysis for complex financing models.	\$10,000
<b>Subtotal Capacity Building</b>		<b>\$8,398,936</b>
<b>Developmental Supports</b>		
Inclusion	Multi-disciplinary teams, developmental support groups, training on the use of developmental screenings, and teaching pyramid training groups.	\$800,000
Mental Health Consultation	Targeted early childhood mental health consultation to PFA sites serving highest-need populations.	\$1,650,000
Health Screenings	Health and dental screenings through Public Health Nurses; targeted to PFA sites serving highest-need populations.	\$575,000
<b>Subtotal Developmental Supports</b>		<b>\$3,025,000</b>

<b>Family Supports</b>		
Family Involvement	Supports evidence-based family engagement and coordinated services with neighborhood Family Resource Centers. Joint collaboration with OECE, First 5, and DCYF.	\$100,000
Kindergarten Transition	Biannual school readiness assessments and supports ongoing language/literacy assessments for PFA sites serving highest-need populations.	\$103,530
<b>Subtotal Family Supports</b>		<b>\$203,530</b>
<b>Curriculum Supports</b>		
Literacy & Language Development	Expands and maintains an early literacy program called Raising a Reader Program to PFA sites serving highest-need populations.	\$317,695
Science	Science inquiry-based practices at PFA sites serving highest-need populations.	\$62,424
Arts - Visual and Performing	Visual and performing arts inquiry-based practices at PFA sites serving highest-need populations.	\$267,960
<b>Subtotal Curriculum Supports</b>		<b>\$648,079</b>
<b>TOTAL EXPENDITURES - REIMBURSEMENT &amp; EXPENSES</b>		<b>\$42,788,282</b>



C/Pages

---

**From:** Nevin, Peggy (BOS)  
**Sent:** Thursday, March 30, 2017 12:07 PM  
**To:** BOS-Supervisors  
**Subject:** Grants for the Arts' Voluntary Arts Contribution Fund Contributors  
**Attachments:** 2016 List for BOS \$100 or More.xlsx

Pursuant to Administrative Code Chapter 10 and Give 2SF policy. Please see the attached report.

**From:** Owens, Kara (ADM)  
**Sent:** Tuesday, March 28, 2017 12:10 PM  
**To:** Board of Supervisors, (BOS) <[board.of.supervisors@sfgov.org](mailto:board.of.supervisors@sfgov.org)>  
**Subject:** Grants for the Arts' Voluntary Arts Contribution Fund Contributors

Greetings:

I hope this message finds you well. Attached, please find Grants for the Arts' VACF donor list for 2016.

Best,  
Kara

Kara Owens  
Operations and Program Associate  
Grants for the Arts  
401 Van Ness Avenue, Suite 321  
San Francisco, CA 94102  
T: 415.554.6710  
F: 415.554.6711  
[www.sfgfta.org](http://www.sfgfta.org)



(A)

**2016-2017 VACF Donors  
of \$100 or More**

<b>First Name</b>	<b>Last Name</b>	<b>Amount</b>
Benjamin	Abarca	\$100.00
B.	Amoroso	\$100.00
D.	Andreini	\$300.00
Janet	Arnesty	\$100.00
Henry	Arnold	\$100.00
Robert	Barth	\$100.00
Estale	Basada	\$100.00
Alec	Bash	\$100.00
Cort	Benninfield	\$100.00
David	Berry	\$100.00
Anne Blackman	Blackman	\$100.00
Barbara	Blasdel	\$250.00
Helen	Bogner	\$100.00
Roger M. Boone Trust		\$1,500.00
Ron	Boring	\$100.00
Robert	Brodersen	\$100.00
Susan	Bronstein	\$100.00
Matt & Roxanne	Buchwitz	\$100.00
Leslie	Burlock	\$100.00
Joan	Carroll	\$100.00
Irene	Casanova	\$100.00
Charles	Chapman	\$500.00
Jane	Childress	\$100.00
Pauline	Chin	\$100.00
Alger	Ciabattoni	\$100.00
Huguette	Combs	\$100.00
Mary Rose	Connell	\$200.00
Lloyd	Constantine	\$100.00
Philip	Craford	\$100.00
Erin	Cunningham	\$100.00
Samuel	Darby	\$100.00
Ellen	Davis	\$100.00
Glenn	Davis	\$100.00
Erika	Delacorte	\$100.00
Paul	Draper	\$300.00
Deborah	Drysdale	\$100.00
Steven	Elprin	\$300.00
Ian	Epstein	\$100.00
Joann	Finberg	\$100.00
Jay	Folberg	\$200.00
Cecil & Leah	Forbes	\$100.00
Phillip	Frost	\$150.00
David	Gast	\$100.00
Ariene	Getz	\$100.00
Keith	Goldstein	\$150.00

**2016-2017 VACF Donors  
of \$100 or More**

Doris	Grau	\$100.00
Sara	Haber	\$500.00
Hagemeister Properties, Inc.		\$100.00
Elizabeth	Harris	\$100.00
Lori	Harrison	\$100.00
Fiaz	Hassaim	\$100.00
Kathleen	Herman	\$100.00
Carol	Hicks	\$200.00
Esther	Honda	\$100.00
Michael	Hudson	\$100.00
Mary	Ishisaki	\$100.00
Lorenne	Jacobson	\$100.00
Joy	James	\$100.00
Scott	Johnson	\$500.00
Robert	Kappas	\$100.00
Bill	Kavacevic	\$100.00
Susan	Keener	\$100.00
Kathryn	Kersey	\$100.00
Prudence	Kohler	\$100.00
Cathy	Kornblith	\$100.00
Denny	Lam	\$100.00
Benjie	Lasseau	\$200.00
Eva-Lynne	Leibman	\$400.00
Edwin	Lennox	\$100.00
Margaret	Leseure	\$150.00
Jin Liang	Li	\$200.00
Bernice	Lindstrom	\$150.00
Tatjana	Loh	\$250.00
Doriene	Lopez	\$100.00
Jeannine & John	Loughran	\$100.00
Eileen	Louie	\$100.00
Robert	Lowrey	\$160.00
Gary	Mankin	\$100.00
March Conservation Fund		\$500.00
Teo	Margadant	\$100.00
Vernon	Maxham	\$100.00
Cecile Butman	Michael	\$100.00
Morafka Living Trust		\$100.00
Andrea & Robert	Nachtigall	\$200.00
The Nash-Cotter Family		\$300.00
Raquel	Newman	\$200.00
William	Nichols	\$100.00
Kurt	Noble	\$500.00
Kyoko	Nonaka	\$100.00
Suzanne	Oberlin	\$100.00
John	O'Hearn	\$100.00
O'Malley Revocable Trust		\$100.00

**2016-2017 VACF Donors  
of \$100 or More**

Christopher	Pederson	\$100.00
Sandra	Pershing	\$1,000.00
Estof Plousha Family Trust		\$100.00
A.	Politopoulos	\$200.00
Laverne	Reiterman	\$100.00
Deborah	Robbins	\$200.00
Matthew	Rohrbach	\$200.00
Richard	Ross	\$200.00
Stephen	Ruben	\$100.00
Mark	Schallert	\$100.00
Daniel	Schumm	\$100.00
Jake	Sigg	\$100.00
Sharon	Silva	\$100.00
Gail	Silva	\$100.00
Cathy	Simon	\$100.00
Louie	Sisneros	\$100.00
Barbara	Slotnik	\$250.00
Nicholas	Smith	\$100.00
Peter	Straus	\$100.00
Betsy	Strausberg	\$100.00
Blossom	Strons	\$100.00
Rush	Sturges	\$100.00
Jospehine	Tafoy	\$100.00
Bill & Leslie	Thompson	\$100.00
Don	Tokunaga	\$100.00
Susan	Tregner	\$200.00
Turner Family Trust		\$100.00
Diana	Vest Goodman	\$100.00
Norita	Vlach	\$100.00
Nancy	Wakeman	\$500.00
Eileen	Wampole	\$100.00
Susan	Wong	\$500.00
Henry	Wong	\$100.00
Sam	Zanze	\$100.00

Cumulative Donations \$100 or more **\$20,710.00**

Total donations 2016 \$45,872.64

Disposition of funds: To San Francisco-based nonprofit arts organizations for capital improvement and s

---

**From:** Board of Supervisors, (BOS)  
**Sent:** Tuesday, April 04, 2017 11:13 AM  
**To:** BOS-Supervisors  
**Subject:** Mayor's Budget Letter for BOS  
**Attachments:** JPC Budget Letter to Mayors Office 030817.pdf

**From:** Silva-Re, Pauline (JUV)  
**Sent:** Friday, March 31, 2017 9:59 AM  
**To:** Young, Victor <victor.young@sfgov.org>  
**Subject:** Mayor's Budget Letter for BOS

Hi Victor,

Attached please find the Mayor's budget letter for the Board of Supervisors.

Thank you.

Pauline

Pauline Silva-Re  
Commission Secretary  
Juvenile Probation Commission  
Office: (415) 753-7870  
Pauline.Silva-Re@sfgov.org

For more information on the Juvenile Probation Commission, please visit:

<http://sfgov.org/juvprobation/juvenile-probation-commission>

<http://sfgov.org/juvprobation/juvenile-probation-commission-meeting-information>

<http://sfgov.org/juvprobation/juvenile-probation-commission-audio-archive>

**Joseph Arellano**, President  
**Rebecca Woodson**, Vice President  
**Jonathan Beauford**, Commissioner  
**Leif Dautch**, Commissioner  
**Gabe Harp**, Commissioner  
**Susan Jones**, Commissioner  
**Toye Moses**, Commissioner



**City and County of San Francisco**  
**Juvenile Probation Commission**

**Allen Nance**  
Chief Juvenile Probation Officer

March 8, 2017

The Honorable Edwin M. Lee  
City Hall, Room 200  
1 Dr. Carlton B. Goodlett Place  
San Francisco, CA 94102

Dear Mayor Lee:

On March 8, 2017, by unanimous vote, the members of the Juvenile Probation Commission (Commission) approved this letter, and authorized me to forward it immediately to your attention. This year, we understand that your budget staff has instructed departments to make reductions equal to 3% of General Fund (GF) base support for FY 2017-18 totaling \$904,416 and an additional 3% for FY 2018-19 in the amount of \$904,416, for a total ongoing reduction of \$1,808,832.

While we recognize the anticipated challenges to the City's financial outlook, the important work of the Juvenile Probation Department (Department) requires sustained funding to continue addressing and enhancing the capacity of the Department for the families that come into contact with the juvenile justice system. However, we are mindful that the current uncertainty from the City's ongoing obligations and potential federal funding sources, may require some cuts this year. The Commission firmly believes that any cuts should be minimal so the Department can continue making progress in assisting marginalized families, sustaining positive outcomes, transforming neighborhoods and tackling the systemic poverty that exists.

Therefore, over the next fiscal year, we would like to request additional one-time funds in the amount of \$12,276 to cover overtime costs for three existing Deputy Probation Officers (DPOs) to support the Summer Night Light Program, a SF summer public safety strategy. Additionally, we would like to request an increase in capital and technology funds for the critical Juvenile Hall Camera/Video Surveillance System necessary to monitor and document detainee activities, entry and exit points, movements throughout the facility, and safety concerns for detainees, visitors, and staff. Completing this project in an economical and expeditious way continues to be a top funding priority for the Commission.

Over the past six years, the Department has instituted innovative and cutting-edge programs and policies that have resulted in dramatic reductions in juvenile crime, recidivism and the utilization of our juvenile hall facilities. To put this in perspective, since 2008, the average daily population at juvenile hall has decreased by 63%. However, over 1189 youths came into contact with the Department over the past year, some dealing with challenges such as severe mental and behavioral issues and abject poverty. This suggests that we are working with a challenging and more needy population that requires a higher degree of intensity and a multiplicity of services.

Cuts to those services would impact the following areas:

- The capacity and impact of data-driven community based programs that address the complex behavioral and mental health issues of the youth and families interfacing with the juvenile justice system.
- The Department's efforts to analyze and reduce the disproportionality and over representation of youth of color in the system.

**Joseph Arellano**, President  
**Rebecca Woodson**, Vice President  
**Jonathan Beauford**, Commissioner  
**Leif Dautch**, Commissioner  
**Gabe Harp**, Commissioner  
**Susan Jones**, Commissioner  
**Toye Moses**, Commissioner



## City and County of San Francisco Juvenile Probation Commission

**Allen Nance**  
Chief Juvenile Probation Officer

- The continued repurposing of unused detention space to create expanded use of the facility's soccer field which needs repair and the vocational training programs to incentivize positive behavior in our youth, such as the JPD Merit Center, the JPD-San Francisco Unified School District's Garden Program, and the implementation of a culinary arts training program to develop marketable job and work readiness skills.
- Compromise the Department's partnerships and work with HOPE-SF, the Our Children Our Families Council, My Brother and My Sister's Keeper, and "Black to the Future," because over 85% of minors in our juvenile justice system are kids of color.

This budget will allow the Department to implement vocational training and skill development that is embedded directly in our institutions, empower the next generation with the skills to thrive in the competitive San Francisco economy and put them on track to avail themselves of the City's new investment for free tuition at City College of San Francisco. These investments will also allow us to advance the stewardship of our facilities so they are functional, youth-friendly, culturally-competent and safe for its occupants.

We also remain concerned that federal policies could destabilize our local economy, which combined with local budget cuts could result in increased crime in our neighborhoods and the Bay Area in general.

The Department is charged with helping the City's most vulnerable youth – those who have lost their way and look to the Department and its dedicated staff to build their confidence and faith in themselves, complete their education and obtain job skills and employment to create a better future outside the criminal justice system.

The Commission strongly urges you to accept the Department's proposed operating and capital budgets with the understanding that any cuts beyond the Department's proposed reductions would compromise JPD's ability to provide an adequate level of public safety to the citizens of San Francisco. These budgets will allow the Department to improve core services, focus on vocational training and continue updating essential infrastructure for the youth and families served by the Department.

We appreciate your consideration of this letter and look forward to working closely with your office.

Sincerely,

A handwritten signature in black ink, appearing to read "J. Arellano".

Joseph Arellano, President  
Juvenile Probation Commission

cc: Board of Supervisors  
Allen Nance, Chief Juvenile Probation Officer  
Francis Tsang  
Capital Planning Committee  
Melissa Whitehouse, Budget Director, Mayor's Office of Public Policy and Finance

Commissioners  
Eric Sklar, President  
Saint Helena  
Jacque Hostler-Carmesin, Vice President  
McKinleyville  
Anthony C. Williams, Member  
Huntington Beach  
Russell Burns, Member  
Napa  
Peter Silva, Member  
Chula Vista

STATE OF CALIFORNIA  
Edmund G. Brown Jr., Governor

## Fish and Game Commission



Wildlife Heritage and Conservation  
Since 1870

Valerie Termini, Executive Director  
1416 Ninth Street, Room 1320  
Sacramento, CA 95814  
(916) 653-4899  
www.fgc.ca.gov

RECEIVED  
BOARD OF SUPERVISORS  
SAN FRANCISCO  
7 MAR 24 PM 2:37  
AK

March 24, 2017

### TO ALL AFFECTED AND INTERESTED PARTIES:


**Re: Use of Dogs for Pursuit/Take of Mammals, Section 265, Title 14, California Code of Regulations; published in California Notice Register, November 18, 2016, Notice File No. Z2016-1108-06, Register 2016, No. 47-Z.**

**NOTICE IS NOW GIVEN** that any person interested may present statements, orally or in writing, relevant to this action at an additional hearing to be teleconferenced, originating in the Fish and Game Commission conference room, 1416 Ninth Street, Suite 1320, Sacramento, California, on Thursday, April 13, 2017, at 8:30 a.m., or as soon thereafter as the matter may be heard.

As previously noticed, any person interested may present statements, orally or in writing, relevant to this action at a hearing to be held in Airtel Plaza Hotel, 7277 Valjean Ave., Van Nuys, California, on Wednesday, April 26, 2017, at 8:00 a.m., or as soon thereafter as the matter may be heard. It is requested, but not required, that written comments be submitted on or before 5:00 p.m. on April 12, 2017 at the address given below, or by email to [FGC@fgc.ca.gov](mailto:FGC@fgc.ca.gov). Written comments mailed, or emailed to the Commission office, must be received before 12:00 noon on April 21, 2017. All comments must be received no later than April 26, 2017, at the hearing in Van Nuys, California. If you would like copies of any modifications to this proposal, please include your name and mailing address.

Additional information and all associated documents may be found on the Fish and Game Commission website at [http://www.fgc.ca.gov/regulations/2016/index.aspx#265\\_2](http://www.fgc.ca.gov/regulations/2016/index.aspx#265_2).

Sincerely,

  
Jon D. Snellstrom

Associate Governmental Program Analyst

(6)



Commissioners  
Eric Sklar, President  
Saint Helena  
Jacque Hostler-Carmesin, Vice President  
McKinleyville  
Anthony C. Williams, Member  
Huntington Beach  
Russell Burns, Member  
Napa  
Peter Silva, Member  
El Cajon

STATE OF CALIFORNIA  
Edmund G. Brown Jr., Governor

Valerie Termini, Executive Director  
1416 Ninth Street, Room 1320  
Sacramento, CA 95814  
(916) 653-4899  
www.fgc.ca.gov

## Fish and Game Commission



Wildlife Heritage and Conservation  
Since 1870

BOS-11  
C. Paige

March 30, 2017

### TO ALL AFFECTED AND INTERESTED PARTIES:

**Re: Central Valley Chinook Salmon Sport Fishing, Subsections (b)(5), (b)(68), and (b)(156.5) of Section 7.50, Title 14, California Code of Regulations; published in California Notice Register, January 20, 2017, Notice File No. Z2017-0109-02, Register 2017, No. 3-Z.**

**NOTICE WAS GIVEN** that any person interested may present statements, orally or in writing, relevant to this action at a proposed adoption hearing to be held via teleconference originating in the Fish and Game Commission conference room, 1416 Ninth Street, Suite 1320, Sacramento, California, on Thursday, April 13, 2017, at 8:30 a.m., or as soon thereafter as the matter may be heard. It was requested all comments must be received no later than April 13, 2017, at the teleconference hearing.

**NOTICE IS NOW GIVEN** that any person interested may present statements, orally or in writing, relevant to this action at a discussion hearing to be held via teleconference, originating in the Fish and Game Commission conference room, 1416 Ninth Street, Suite 1320, Sacramento, California, on Thursday, April 13, 2017, at 8:30 a.m., or as soon thereafter as the matter may be heard.

**IT IS NOW FURTHER GIVEN** that any person interested may present statements, orally or in writing, relevant to this action at a new proposed adoption hearing to be held in Airtel Plaza Hotel, 7277 Valjean Ave., Van Nuys, California, on Wednesday, April 26, 2017, at 8:00 a.m., or as soon thereafter as the matter may be heard. It is requested, but not required, that written comments be submitted on or before 5:00 p.m. on April 12, 2017 at the address given below, or by email to [FGC@fgc.ca.gov](mailto:FGC@fgc.ca.gov). Written comments mailed, or emailed to the Commission office, must be received before 12:00 noon on April 21, 2017. All comments must be received no later than April 26, 2017, at the hearing in Van Nuys, California. If you would like copies of any modifications to this proposal, please include your name and mailing address.

Additional information and all associated documents may be found on the Fish and Game Commission website at <http://www.fgc.ca.gov/regulations/2017/index.aspx#cv>.

Sincerely,

Melissa Miller-Henson  
Deputy Executive Director

APR 3 11 31 AM '17  
BOS-11  
C. Paige

7

BOARD of SUPERVISORS



City Hall  
1 Dr. Carlton B. Goodlett Place, Room 244  
San Francisco 94102-4689  
Tel. No. 554-5184  
Fax No. 554-5163  
TDD/TTY No. 544-5227

---

---

MEMORANDUM

---

---

Date: April 3, 2017  
To: Members, Board of Supervisors  
From: Angela Calvillo, Clerk of the Board  
Subject: Form 700

---

This is to inform you that the following individuals have submitted a Form 700 Statement:

Dyanna Quizon – Legislative Aide – Annual  
Barbara Lopez – Legislative Aide – Annual  
Margaux Kelly – Legislative Aide – Annual  
Tak Wai Law – Legislative Aide – Annual  
April Ang – Legislative Aide – Leaving  
Jarlene Choy – Legislative Aide - Annual  
Jennifer Low – Legislative Aide – Annual  
Erica Maybaum – Legislative Aide – Annual  
Rosemary Dilger — Legislative Aide - Leaving  
Severin Campbell – Budget and Legislative Analyst Office – Annual  
Lisa Kenny – Principal Accountant – Annual  
Debra Newman - Budget and Legislative Analyst Office - Annual

(8)

BOS 11  
cpage

BOARD of SUPERVISORS



City Hall  
1 Dr. Carlton B. Goodlett Place, Room 244  
San Francisco 94102-4689  
Tel. No. 554-5184  
Fax No. 554-5163  
TDD/TTY No. 544-5227

---

---

MEMORANDUM

---

---

Date: March 28, 2017  
To: Members, Board of Supervisors  
From: ~~W~~ Angela Calvillo, Clerk of the Board  
Subject: Urban Forestry Council – Landmark Tree Nomination at  
4 Montclair Terrace

---

On March 24, 2017, the Office of the Clerk of the Board received communication from the Urban Forestry Council, recommending the Board of Supervisors grant landmark status for the Redwood tree at 4 Montclair Terrace.

Under the San Francisco Public Works Code Section 810 (b)(4), upon the recommendation of the Urban Forestry Council, the Board of Supervisors, by ordinance, may designate as a “Landmark tree” any tree within the territorial limits of the City and County of San Francisco that meets the adopted designation criteria, or may rescind such designation.

If you wish to pursue an ordinance in this matter, you can submit a request to the City Attorney’s Office following the usual process.

①



**SF Environment**

**Our home. Our city. Our planet.**

A Department of the City and County of San Francisco

Edwin M. Lee  
Mayor

Deborah O. Raphael  
Director

March 24, 2017

Ms. Angela Calvillo, Clerk of the Board  
Board of Supervisors  
1 Dr. Carlton B. Goodlett Place  
San Francisco, CA 94102

Dear Ms. Calvillo:

This letter is to inform the Board of Supervisors that the Urban Forestry Council has recommended a tree at 4 Montclair Terrace for landmark status.

At their meeting on March 24, 2017, the Urban Forestry Council voted in favor of Resolution No. 001-17-UFC finding that the Redwood tree at 4 Montclair Terrace fulfills the Landmark Tree criteria and recommends this tree be granted landmark status by the Board of Supervisors. (Ayes: Flanagan, Crawford, Hillan, Lacan, Andrew Sullivan, Michael Sullivan, Carter, Swae, Taylor; Noes: None; Absent: Short, Lowman and Pierce)

This letter and the enclosed materials from the March 24, 2017, Urban Forestry Council Meeting serve as written findings and nomination recommendations from the Urban Forestry Council.

If you have any questions, or would like additional information, I can be reached at 415-355-3709 or by email at [anthony.e.valdez@sfgov.org](mailto:anthony.e.valdez@sfgov.org).

Sincerely,

Anthony E. Valdez  
Commission Affairs Manager

Enclosure:  
Urban Forestry Council Hearing Explanatory Documents  
Public Comment Received

RECEIVED  
BOARD OF SUPERVISORS  
SAN FRANCISCO  
2017 MAR 24 PM 2:45  
BY

OFFICE OF THE MAYOR  
SAN FRANCISCO



BOS-11, Aides, COB, Leg Dep.  
Dep City Atty, BOS-Admin,  
BOS-Ops, EDWIN M. LEE  
MAYOR  
Mayor's Office

March 24, 2017

Ms. Angela Calvillo  
San Francisco Board of Supervisors  
1 Dr. Carlton B. Goodlett Place, Room 244  
San Francisco, CA 94102

Dear Ms. Calvillo,

Pursuant to Charter Section 3.100, I hereby designate Supervisor Katy Tang as Acting-Mayor from the time I leave the State of California on Sunday, March 26, 2017, at 8:00 a.m., until Monday, March 27, 2017, at 10:00 p.m.

In the event I am delayed, I designate Supervisor Tang to continue to be the Acting-Mayor until my return to California.

Sincerely,

A handwritten signature in cursive script, appearing to read "Edwin M. Lee".

Edwin M. Lee  
Mayor

cc: Mr. Dennis Herrera, City Attorney

RECEIVED  
BOARD OF SUPERVISORS  
SAN FRANCISCO  
2017 MAR 27 AM 10:03  
BY [Signature]

---

**From:** Board of Supervisors, (BOS)  
**Sent:** Thursday, March 30, 2017 8:43 AM  
**To:** BOS-Supervisors  
**Subject:** FW: BART Board President Rebecca Saltzman responds to the state's transportation funding proposal released today.

---

**From:** Molly Burke [mailto:MBurke@bart.gov]  
**Sent:** Wednesday, March 29, 2017 4:59 PM  
**Subject:** BART Board President Rebecca Saltzman responds to the state's transportation funding proposal released today.

Dear Bay Area Elected Officials, Business and Community Leaders:

The following statement was issued by BART Board President Rebecca Saltzman in response to the state's transportation funding proposal released today.

"California's leadership made a great step today towards helping secure a brighter future for BART, thanks to this robust proposal of dedicated investment in transit," said BART Board President Rebecca Saltzman.

"We thank Governor Brown and our legislative partners for this package, which if passed and signed into law will be a constant and reliable anchor for the region at a time when many of our most important institutions feel adrift, financially and otherwise. We also want to thank the legislators who have been fighting to ensure transit is included and has a stable source of funding.

For our riders, this means a safer, more reliable, more accessible, more equitable system: a system better equipped to accommodate a growing population in one of the most dynamic local economies in the world. Public transit is worth fighting for, and I speak for many when I say we are proud to be Californians and proud of what this funding will accomplish for future generations."

Sent from my iPhone

BOS-11  
c-page

# bebe

March 27, 2017

San Francisco County Board of Supervisors  
City Hall, 1 Dr.  
Carlton B. Goodlett Place, Room 244  
San Francisco, CA 94102-4689

Re: Store Closure

Dear Gentilepersons :

bebe stores, Inc. ("bebe") is planning to close its San Francisco Centre store located at 865 Market St. #338, San Francisco, CA 94103. As you may have read in news reports, the closure is part of bebe's decision to close all of its brick-and-mortar store locations nationwide. Because of the small size of this store, this closure does not require notice under the federal Worker Adjustment and Retraining Notification Act (WARN) and/or state WARN laws. However, bebe is providing this information to keep you informed about the process.

We anticipate that we will be terminating the employment of 8 of our employees at this store. Job losses in connection with this closure are anticipated to occur on or about May 27, 2017. The terminations will be permanent and there are no bumping rights.

If you would like any further information, please contact Christian Giorgi at 400 Valley Drive, Brisbane CA, (415) 715-3900 ext.4472 or Kristin Jaramillo at (213) 362-2456.

Very truly yours,



Kristin Jaramillo  
Director of Human Resources bebe stores, Inc.

RECEIVED  
BOARD OF SUPERVISORS  
2017 MAR 28 AM 10:42  
BY [Signature]

(12)

MARK E. RENNIE  
ATTORNEY AT LAW  
870 MARKET STREET  
THE FLOOD BUILDING, SUITE 1280  
SAN FRANCISCO, CALIFORNIA 94102  
  
(415) 981-4500  
TELECOPIER (415) 981-3334

RECEIVED  
BOARD OF SUPERVISORS  
2017 MAR 29 AM 10:26  
AK

March 24, 2017

Angela Calvillo  
Clerk of the Board  
San Francisco Board of Supervisors  
1 Dr. Carlton B. Goodlett Place, Room 244  
San Francisco, CA 94102  
Via Messenger

Re: The Drunken Monkey, Inc. dba Doc's Clocks  
California ABC Liquor License Transfer  
2575 Mission Street, San Francisco, CA 94110  
**Public Convenience or Necessity Determination Request**  
*ABC Type-48 License—On-Sale General Public Premises*  
*Premise to Premise Transfer from 2575 Mission St. to 2417 Mission St. SF CA 94110*

Dear Ms. Cavillo:

This office represents The Drunken Monkey, Inc. dba Doc's Clock. My client presently owns a bar and lounge located at 2575 Mission Street, San Francisco. Unfortunately, they have lost their lease and wish to move one block away to 2417 Mission Street in San Francisco. We have submitted an application the California Department of Alcoholic Beverage Control (ABC) to move the business and their On-Sale General Public Premises license [Type 48] to their new intended location.

Doc's Clock is a local Mission bar that has been serving the community since 1961. Presently, Doc's is woman-owned business that has been owned and operated by Carey Suckow since May 2005. Carey has been in the bar and restaurant business for over twenty years and is a skilled operator. It is the owner's desire to continue to support the neighborhood and remain part of the vibrant Mission community.

This proposed relocation of Doc's Clock has been fully vetted by the San Francisco Planning Commission. The matter came before that Commission on December 1, 2016 under Motion No 19802. Public testimony was heard and the motion was reviewed and approved subject to conditions.

(B)

170338



In recognition of its long-standing reputation as a neighborhood-serving business, Doc's was named a Legacy Business by the City and County of San Francisco in August 2016. This honor acknowledges the businesses' historic value and makes it eligible for City grants

The bar's current Mission Street location has been non-problematic. There have been no noise complaints or other police issues since Ms. Suckow purchased this landmark establishment eleven years ago. My client will continue in the new location to be respectful to the neighborhood and to her customers. Doc's is committed to providing an excellent experience for their patrons and will strive to make its Mission Street area safer and crime free. Foremost, Doc's will be a Good Neighbor.

As part of its commitment to ensure that its operation in the new Mission Street location does not disturb its neighbors, Doc's Clock will add extensive sound mitigation measures to the building during the remodeling process. This will help insure that no sound will bleed into any adjoining business or residence. Doc's will also use a limiter on its sound system to further ensure that its music will not disturb any neighboring residences.

The requested move, if approved by the Board, will allow Doc's to offer more of what they are known for: a relaxed, unpretentious and fun atmosphere. Doc's Clock will continue to provide jobs in the service industry that support and enhance opportunity for local residents, and support local businesses in the Mission neighborhood. The approval by the Board of Supervisors of this ABC license would not have any detrimental effect on the surrounding neighborhood or the City of San Francisco. The clientele of this operation fits well into the existing neighborhood and poses no public safety problems.

For the reasons outlined above, applicant The Drunken Monkey, Inc. dba Doc's Clock respectfully requests that this letter be forwarded to the Public Safety & Neighborhood Services Committee of the Board and that this Committee and the full Board of Supervisors make a determination under California Business and Professions Code Section 23958.4 that the Public Need or Convenience would be served by the transfer of this ABC liquor license to the new location for Doc's Clock at 2417 Mission Street, San Francisco.

Thank you for your consideration of this request.

Yours truly,



Mark E. Rennie

Cc: Inspector Nelly Gordon, SFPD ALU  
Carey Suckow

---

**From:** Board of Supervisors, (BOS)  
**To:** BOS-Supervisors  
**Subject:** FW: I oppose 650 Divisadero - File No. 151258  
**Attachments:** I oppose 650 Divisadero; I oppose 650 Divisadero; I oppose 650 Divisadero; I oppose 650 Divisadero; I oppose 650 Divisadero; I oppose 650 Divisadero; I oppose 650 Divisadero; I oppose 650 Divisadero; I oppose 650 Divisadero; I oppose 650 Divisadero; I oppose 650 Divisadero; I oppose 650 Divisadero; I oppose 650 Divisadero; I oppose 650 Divisadero; I oppose 650 Divisadero; I oppose 650 Divisadero

Dear Supervisors,

We are in receipt of 17 emails with similar subject matter as seen below

**From:** meredith mcintosh [mailto:meredith2004\_mcintosh@yahoo.com]  
**Sent:** Monday, April 03, 2017 10:28 AM  
**To:** May, Christopher (CPC) <christopher.may@sfgov.org>; Secretary, Commissions (CPC) <commissions.secretary@sfgov.org>; planning@rodneyfong.com; Richards, Dennis (CPC) <dennis.richards@sfgov.org>; richhillissf@yahoo.com; Johnson, Christine (CPC) <christine.d.johnson@sfgov.org>; Koppel, Joel (CPC) <joel.koppel@sfgov.org>; Melgar, Myrna (CPC) <myrna.melgar@sfgov.org>; Moore, Kathrin (CPC) <kathrin.moore@sfgov.org>; affordabledivis@gmail.com; Board of Supervisors, (BOS) <board.of.supervisors@sfgov.org>; Peskin, Aaron (BOS) <aaron.peskin@sfgov.org>; Tang, Katy (BOS) <katy.tang@sfgov.org>; Farrell, Mark (BOS) <mark.farrell@sfgov.org>  
**Subject:** I oppose 650 Divisadero

I oppose 650 Divisadero for not including enough on-site affordable housing. Without sufficient affordable units, this project is neither necessary nor desirable for our neighborhood. I also oppose Supervisor Breed's latest Divisadero-Fillmore legislation, which requires only 6% on-site units to be affordable to low income households. We want more affordable housing for people who need it, not less!



---

**From:** Jackie Hasa <jackiehasa@gmail.com>  
**Sent:** Monday, April 03, 2017 8:32 AM  
**To:** May, Christopher (CPC); Secretary, Commissions (CPC); planning@rodneyfong.com; Richards, Dennis (CPC); richhillissf@yahoo.com; Johnson, Christine (CPC); Koppel, Joel (CPC); Melgar, Myrna (CPC); Moore, Kathrin (CPC); affordabledivis@gmail.com; Board of Supervisors, (BOS); Peskin, Aaron (BOS); Tang, Katy (BOS); Farrell, Mark (BOS)  
**Subject:** I oppose 650 Divisadero

Dear Supervisors and Commissioners,

As a District 5 neighbor who has lived at Hayes and Divisadero since 2008, I am writing to express my opposition to 650 Divisadero for not including enough on-site affordable housing. Without sufficient affordable units, this project is neither necessary nor desirable for our neighborhood. I worry for both the character of the area -- which is increasingly catering to high-income residents in the gentrification spiral we've all become so familiar with -- and also the needs of low-income San Francisco residents.

I also oppose Supervisor Breed's latest Divisadero-Fillmore legislation, which requires only 6% on-site units to be affordable to low income households. This is ridiculously low, and while middle-class people also need support in the city, it should not come at the expense of lower-income people. I myself am middle-income, clocking in at about the AMI, and while I do not know how I could find housing in the city if I had to leave my rent-controlled apartment, I would cringe at the thought of taking away benefits from someone who has to struggle more than I.

We want more affordable housing for people who need it, not less!

Thanks for considering this note.

Jackie Hasa

1245 Hayes Street #4  
San Francisco, CA 94117

)

---

**From:** gary gregerson <dmfeelings@yahoo.com>  
**Sent:** Sunday, April 02, 2017 8:14 PM  
**To:** May, Christopher (CPC); Secretary, Commissions (CPC); planning@rodneymfong.com;  
Richards, Dennis (CPC); richhillissf@yahoo.com; Johnson, Christine (CPC); Koppel, Joel  
(CPC); Melgar, Myrna (CPC); Moore, Kathrin (CPC); affordabledivis@gmail.com; Board of  
Supervisors, (BOS); Peskin, Aaron (BOS); Tang, Katy (BOS); Farrell, Mark (BOS)  
**Subject:** I oppose 650 Divisadero

I oppose 650 Divisadero for not including enough on-site affordable housing. Without sufficient affordable units, this project is neither necessary nor desirable for our neighborhood. I also oppose Supervisor Breed's latest Divisadero-Fillmore legislation, which requires only 6% on-site units to be affordable to low income households. We want more affordable housing for people who need it, not less!

Sincerely,

Gary Gregerson  
SF, CA

---

**From:** FDC Dr. Tiltmann <drtiltmann@fdchiro.com>  
**Sent:** Sunday, April 02, 2017 11:39 AM  
**To:** May, Christopher (CPC); Secretary, Commissions (CPC); planning@rodneymfong.com; Richards, Dennis (CPC); richhillissf@yahoo.com; Johnson, Christine (CPC); Koppel, Joel (CPC); Melgar, Myrna (CPC); Moore, Kathrin (CPC); affordabledivis@gmail.com; Board of Supervisors, (BOS); Peskin, Aaron (BOS); Tang, Katy (BOS); Farrell, Mark (BOS)  
**Subject:** I oppose 650 Divisadero

To the Planning Commission and the Board of Supervisors:

I am a resident and owner on Divisadero and Fulton. Affordable housing is an issue in SF. To create only 4 affordable housing units in a 66 unit building is too low. The affordable units should not be shoe boxes either.

There are many factors to consider and the cost of construction and labor is high as is the risk of building and financing a large project. I understand the need to maximize profits for the builder/investors. For each affordable unit made available, the other market price units will have to some degree cover the costs of the lost revenue of those units.

Please make sure there is enough parking in the structure. People who spend over 1 million dollars on an apartment/condo will most likely have or need a car. Not everyone can use or rely on the public transit system. Simply not providing parking spaces will not deter them from owning a car and there is already very limited parking for the current residences and their guests.

I oppose 650 Divisadero for not including enough on-site affordable housing.

I also oppose Supervisor Breed's latest Divisadero-Fillmore legislation, which requires only 6% on-site units to be affordable to low income households.

We want more affordable housing for people who need it and we just need more quality housing.

The board may want to consider phasing out rent control and other artificial restrictions on a free housing market as there are thousands of unused and empty rental properties where the landlord/owners deem the risk of renting too great with the current pro tenant legislation and therefore keep the units empty.

Best regards,

Kai Tiltmann

---

**From:** Kathleen Gee <kathygee606@att.net>  
**Sent:** Saturday, April 01, 2017 5:22 PM  
**To:** May, Christopher (CPC); Secretary, Commissions (CPC); planning@rodneymfong.com;  
Richards, Dennis (CPC); richhillissf@yahoo.com; Johnson, Christine (CPC); Koppel, Joel  
(CPC); Melgar, Myrna (CPC); Moore, Kathrin (CPC); affordabledivis@gmail.com; Board of  
Supervisors, (BOS); Peskin, Aaron (BOS); Tang, Katy (BOS); Farrell, Mark (BOS)  
**Subject:** I oppose 650 Divisadero

I oppose 650 Divisadero for not including enough on-site affordable housing. Without sufficient affordable units, this project is neither necessary nor desirable for our neighborhood.

I also oppose Supervisor Breed's latest Divisadero-Fillmore legislation, which requires only 6% on-site units to be affordable to low income households.

We want more affordable housing for people who need it, not less!

---

**From:** Antonio Chavez <chavezantonio24k@gmail.com>  
**Sent:** Sunday, April 02, 2017 1:22 AM  
**To:** May, Christopher (CPC); Secretary, Commissions (CPC); planning@rodneyfong.com; Richards, Dennis (CPC); richhillissf@yahoo.com; Johnson, Christine (CPC); Koppel, Joel (CPC); Melgar, Myrna (CPC); Moore, Kathrin (CPC); affordabledivis@gmail.com; Board of Supervisors, (BOS); Peskin, Aaron (BOS); Tang, Katy (BOS); Farrell, Mark (BOS)  
**Subject:** I oppose 650 Divisadero

I oppose 650 Divisadero for not including enough on-site affordable housing. Without sufficient affordable units, this project is neither necessary nor desirable for our neighborhood.

I also oppose Supervisor Breed's latest Divisadero-Fillmore legislation, which requires only 6% on-site units to be affordable to low income households.

We want more affordable housing for people who need it, not less!

The neighborhood is rapidly changing and people who don't have a large cash surplus are left behind. I work hard everyday to pay my rent and bills but i am blessed to have affordable housing. Most of my long time neighbors were not so lucky. Most have moved away.

In the most true San Francisco fashion, i try to be open minded and welcoming to all people from all walks of life. But As hard as i try, i can't help but feel alienated in this "New SF", because it feels like the city has big plans that don't include people like me.

I strongly feel like This new plan will only deepen the divide that is already impossible to ignore in the city. The working class pays taxes, and we deserve the help we need.

---

**From:** Sara Judge <sarajudge@gmail.com>  
**Sent:** Saturday, April 01, 2017 8:33 PM  
**To:** May, Christopher (CPC); Secretary, Commissions (CPC); planning@rodneymfong.com; Richards, Dennis (CPC); richhillissf@yahoo.com; Johnson, Christine (CPC); Koppel, Joel (CPC); Melgar, Myrna (CPC); Moore, Kathrin (CPC); affordabledivis@gmail.com; Board of Supervisors, (BOS); Peskin, Aaron (BOS); Tang, Katy (BOS); Farrell, Mark (BOS)  
**Subject:** I oppose 650 Divisadero

I oppose 650 Divisadero for not including enough on-site affordable housing. Without sufficient affordable units, this project is neither necessary nor desirable for our neighborhood.

I also oppose Supervisor Breed's latest Divisadero-Fillmore legislation, which requires only 6% on-site units to be affordable to low income households.

We want more affordable housing for people who need it, not less!

Respectfully,  
Sara Judge



---

**From:** Sue Eich <seich25@yahoo.com>  
**Sent:** Saturday, April 01, 2017 6:57 PM  
**To:** May, Christopher (CPC); Secretary, Commissions (CPC); planning@rodneymfong.com; Richards, Dennis (CPC); richhillissf@yahoo.com; Johnson, Christine (CPC); Koppel, Joel (CPC); Melgar, Myrna (CPC); Moore, Kathrin (CPC); affordabledivis@gmail.com; Board of Supervisors, (BOS); Peskin, Aaron (BOS); Tang, Katy (BOS); Farrell, Mark (BOS)  
**Subject:** I oppose 650 Divisadero

I oppose 650 Divisadero for not including enough on-site affordable housing. Without sufficient affordable units, this project is neither necessary nor desirable for our neighborhood. The City continues to out-price residents/would-be residents when it comes to housing.

I also oppose Supervisor Breed's latest Divisadero-Fillmore legislation, which requires only 6% on-site units to be affordable to low income households. We have all asked for more affordable housing, not less. 6% is not sufficient by any standards.

We want more affordable housing for people who need it, not less!

Thank you for listening.

Regards,

Sue Eich  
1240 Hayes St.

Sent from my iPhone

---

**From:** MaryEllen Churchill <mchurch66@hotmail.com>  
**Sent:** Saturday, April 01, 2017 4:19 PM  
**To:** May, Christopher (CPC); Secretary, Commissions (CPC); planning@rodneymfong.com;  
Richards, Dennis (CPC); richhillissf@yahoo.com; Johnson, Christine (CPC); Koppel, Joel  
(CPC); Melgar, Myrna (CPC); Moore, Kathrin (CPC); affordabledivis@gmail.com; Board of  
Supervisors, (BOS); Peskin, Aaron (BOS); Tang, Katy (BOS); Farrell, Mark (BOS)  
**Cc:** MaryEllen Churchill  
**Subject:** I oppose 650 Divisadero

I oppose 650 Divisadero for not including enough on-site affordable housing. Without sufficient affordable units, this project is neither necessary nor desirable for our neighborhood.

I also oppose Supervisor Breed's latest Divisadero-Fillmore legislation, which requires only 6% on-site units to be affordable to low income households.

This is outrageous! We must have more affordable housing for people who need it, not less!

Mary Ellen Churchill  
121 Clayton Street  
District 5  
San Francisco

Sent from my iPhone

---

**From:** Stuart Nacht <stunacht@pacbell.net>  
**Sent:** Saturday, April 01, 2017 3:57 PM  
**To:** May, Christopher (CPC); Secretary, Commissions (CPC); planning@rodneyfong.com; Richards, Dennis (CPC); richhillissf@yahoo.com; Johnson, Christine (CPC); Koppel, Joel (CPC); Melgar, Myrna (CPC); Moore, Kathrin (CPC); affordabledivis@gmail.com; Board of Supervisors, (BOS); Peskin, Aaron (BOS); Tang, Katy (BOS); Farrell, Mark (BOS)  
**Subject:** I oppose 650 Divisadero

I oppose 650 Divisadero for not including enough on-site affordable housing. Without sufficient affordable units, this project is neither necessary nor desirable for our neighborhood.

I also oppose Supervisor Breed's latest Divisadero-Fillmore legislation, which requires only 6% on-site units to be affordable to low income households.

We want more affordable housing for people who need it, not less!

---

**From:** David Ruiz <xtcpoppi@gmail.com>  
**Sent:** Saturday, April 01, 2017 3:42 PM  
**To:** May, Christopher (CPC); Secretary, Commissions (CPC); planning@rodneyfong.com; Richards, Dennis (CPC); richhillissf@yahoo.com; Johnson, Christine (CPC); Koppel, Joel (CPC); Melgar, Myrna (CPC); Moore, Kathrin (CPC); affordabledivis@gmail.com; Board of Supervisors, (BOS); Peskin, Aaron (BOS); Tang, Katy (BOS); Farrell, Mark (BOS)  
**Subject:** I oppose 650 Divisadero

I oppose 650 Divisadero for not including enough on-site affordable housing. Without sufficient affordable units, this project is neither necessary nor desirable for our neighborhood.

I also oppose Supervisor Breed's latest Divisadero-Fillmore legislation, which requires only 6% on-site units to be affordable to low income households.

We want more affordable housing for people who need it, not less!  
Sent from the Google Pixel phone!

Fillmore (BOS)

---

**From:** Timothy Pursell <tim.pursell@mac.com>  
**Sent:** Saturday, April 01, 2017 2:39 PM  
**To:** May, Christopher (CPC); Secretary, Commissions (CPC); planning@rodneymfong.com; Richards, Dennis (CPC); richhillissf@yahoo.com; Johnson, Christine (CPC); Koppel, Joel (CPC); Melgar, Myrna (CPC); Moore, Kathrin (CPC); affordabledivis@gmail.com; Board of Supervisors, (BOS); Peskin, Aaron (BOS); Tang, Katy (BOS); Farrell, Mark (BOS)  
**Subject:** I oppose 650 Divisadero

I oppose 650 Divisadero for not including enough on-site affordable housing. Without sufficient affordable units, this project is neither necessary nor desirable for our neighborhood.

I also oppose Supervisor Breed's latest Divisadero-Fillmore legislation, which requires only 6% on-site units to be affordable to low income households.

We want more affordable housing for people who need it, not less!

Tim

~~ Follow the Yellow Brick Road

---

**From:** katherine riley <riley\_katherine@yahoo.com>  
**Sent:** Saturday, April 01, 2017 1:27 PM  
**To:** May, Christopher (CPC); Secretary, Commissions (CPC); planning@rodneymfong.com; Richards, Dennis (CPC); richhillissf@yahoo.com; Johnson, Christine (CPC); Koppel, Joel (CPC); Melgar, Myrna (CPC); Moore, Kathrin (CPC); affordabledivis@gmail.com; Board of Supervisors, (BOS); Peskin, Aaron (BOS); Tang, Katy (BOS); Farrell, Mark (BOS)  
**Subject:** I oppose 650 Divisadero

I oppose 650 Divisadero for not including enough on-site affordable housing. Without sufficient affordable units, this project is neither necessary nor desirable for our neighborhood.

I also oppose Supervisor Breed's latest Divisadero-Fillmore legislation, which requires only 6% on-site units to be affordable to low income households.

We want more affordable housing for people who need it, not less!

Katherine

---

**From:** Carolyn Hanrahan <carolynhanrahansf@gmail.com>  
**Sent:** Saturday, April 01, 2017 12:27 PM  
**To:** May, Christopher (CPC); Secretary, Commissions (CPC); planning@rodneymfong.com; Richards, Dennis (CPC); richhillissf@yahoo.com; Johnson, Christine (CPC); Koppel, Joel (CPC); Melgar, Myrna (CPC); Moore, Kathrin (CPC); affordabledivis@gmail.com; Board of Supervisors, (BOS); Peskin, Aaron (BOS); Tang, Katy (BOS); Farrell, Mark (BOS)  
**Subject:** I oppose 650 Divisadero

I oppose 650 Divisadero for not including enough on-site affordable housing. Without sufficient affordable units, this project is neither necessary nor desirable for our neighborhood.

I also oppose Supervisor Breed's latest Divisadero-Fillmore legislation, which requires only 6% on-site units to be affordable to low income households.

We want more affordable housing for people who need it, not less!

---

**From:** Fiona Friedland <twistee2u@comcast.net>  
**Sent:** Saturday, April 01, 2017 11:31 AM  
**To:** Secretary, Commissions (CPC); planning@rodneyfong.com; Richards, Dennis (CPC); richhillissf@yahoo.com; Johnson, Christine (CPC); Koppel, Joel (CPC); Melgar, Myrna (CPC); Moore, Kathrin (CPC); affordabledivis@gmail.com; Board of Supervisors, (BOS); Peskin, Aaron (BOS); Tang, Katy (BOS); Farrell, Mark (BOS)  
**Cc:** May, Christopher (CPC)  
**Subject:** I oppose 650 Divisadero

I oppose 650 Divisadero for not including enough on-site affordable housing. Without sufficient affordable units, this project is neither necessary nor desirable for our neighborhood.

I also oppose Supervisor Breed's latest Divisadero-Fillmore legislation, which requires only 6% on-site units to be affordable to low income households.

We want more affordable housing for people who need it, not less!

Are you getting the message!?!

Fiona Friedland

736 Haight St 94117



---

**From:** Arla Ertz <arlasusan@gmail.com>  
**Sent:** Saturday, April 01, 2017 11:13 AM  
**To:** May, Christopher (CPC); Secretary, Commissions (CPC); planning@rodneymfong.com; Richards, Dennis (CPC); richhillissf@yahoo.com; Johnson, Christine (CPC); Koppel, Joel (CPC); Melgar, Myrna (CPC); Moore, Kathrin (CPC); Dean Preston; Board of Supervisors, (BOS); Peskin, Aaron (BOS); Tang, Katy (BOS); Farrell, Mark (BOS)  
**Subject:** I oppose 650 Divisadero

Hello,

I oppose 650 Divisadero for not including enough on-site affordable housing. Without sufficient affordable units, this project is neither necessary nor desirable for our neighborhood.

I also oppose Supervisor Breed's latest Divisadero-Fillmore legislation, which requires only 6% on-site units to be affordable to low income households. This is outrageously low and a giveaway to developers and a takeaway from those who can least afford it.

We want more affordable housing for people who need it, not less! Please do the right thing, and do NOT allow this to happen!

Thank you,

Arla S. Ertz  
District 5 San Franciscan

---

**From:** sfcookin@aol.com  
**Sent:** Saturday, April 01, 2017 11:10 AM  
**To:** May, Christopher (CPC); Secretary, Commissions (CPC); planning@rodneyfong.com; Richards, Dennis (CPC); richhillissf@yahoo.com; Johnson, Christine (CPC); Koppel, Joel (CPC); Melgar, Myrna (CPC); Moore, Kathrin (CPC); affordabledivis@gmail.com; Board of Supervisors, (BOS); Peskin, Aaron (BOS); Tang, Katy (BOS); Farrell, Mark (BOS)  
**Subject:** I oppose 650 Divisadero

I oppose 650 Divisadero for not including enough on-site affordable housing. Without sufficient affordable units, this project is neither necessary nor desirable for our neighborhood. I also oppose Supervisor Breed's latest Divisadero-Fillmore legislation, which requires only 6% on-site units to be affordable to low income households. We want more affordable housing for people who need it, not less! The parking requirements for this site are ridiculous, considering the new density allowed under recent legislation. I am already towing 1-5 vehicles out of my driveway every week now.

J.Kaminsky  
339 & 350 Divisadero St.

---

**From:** Board of Supervisors, (BOS)  
**Sent:** Monday, April 03, 2017 12:58 PM  
**To:** BOS-Supervisors; Somera, Alisa (BOS)  
**Subject:** FW: just not this version of 650 divisadero File No. 151258

**From:** aida jones [mailto:joneswest@mac.com]  
**Sent:** Saturday, April 01, 2017 11:20 AM  
**To:** May, Christopher (CPC) <christopher.may@sfgov.org>; Secretary, Commissions (CPC) <commissions.secretary@sfgov.org>; planning@rodneymfong.com; Richards, Dennis (CPC) <dennis.richards@sfgov.org>; richhillissf@yahoo.com; Johnson, Christine (CPC) <christine.d.johnson@sfgov.org>; Koppel, Joel (CPC) <joel.koppel@sfgov.org>; Melgar, Myrna (CPC) <myrna.melgar@sfgov.org>; Moore, Kathrin (CPC) <kathrin.moore@sfgov.org>; Dean Preston <affordabledivis@gmail.com>; Board of Supervisors, (BOS) <board.of.supervisors@sfgov.org>; Peskin, Aaron (BOS) <aaron.peskin@sfgov.org>; Tang, Katy (BOS) <katy.tang@sfgov.org>; Farrell, Mark (BOS) <mark.farrell@sfgov.org>; Breed, London (BOS) <london.breed@sfgov.org>  
**Subject:** just not this version of 650 divisadero

hello board of supervisors & planning commission.

there's simply not enough on-site affordable housing in the 650 divisadero plan.

we can do better. clearly the change in zoning has been a generous gift to these developers and they in turn can be more generous in their ration of on-site affordable units.

we must balance business profits with the needs of our citizenry and that's why i oppose 650 divisadero for not including enough on-site affordable housing.

without more affordable units the change in our neighborhood is irreparable. study after study shows that a mix of diversity in income levels benefit the most vulnerable in our society. we must stop building silos of wealth and silos of public housing. they must be integrated together.

& i strongly oppose Supervisor Breed's latest divisadero-fillmore legislation, which is a retraction of her campaign promises (in a reelection so close it should cause a reevaluation of policy), requiring a paltry 6% on-site units to be affordable to low income households.

again, we can do better. we want more affordable housing for people who need it and help all citizens.

thank you for your time and attention. see you thursday.

regards,

aīda jones

d5 resident

ps: why was fillmore upzoned and what plans are in the works there?

---

**From:** Board of Supervisors, (BOS)  
**Sent:** Monday, April 03, 2017 12:59 PM  
**To:** BOS-Supervisors  
**Subject:** FW: SFMTA 7th & 8th Streets Safety Projects - New 7th Street Nearing Completion

-----Original Message-----

From: Jamey Frank [mailto:jameyfrank@me.com]  
Sent: Friday, March 31, 2017 6:17 PM  
To: Board of Supervisors, (BOS) <board.of.supervisors@sfgov.org>; Lee, Mayor (MYR) <mayoredwinlee@sfgov.org>  
Subject: Fwd: SFMTA 7th & 8th Streets Safety Projects - New 7th Street Nearing Completion

Dear Board of Supervisors, and Mayor Lee.  
This is it dangerous design by MTA.  
My disabled parents have to now cross a bike lane with aggressive cyclists who never get away to pedestrians.

Just who is the MTA accountable to? No one?  
It's futile to contact them directly, or bother to attend their meetings, with their predecided plans.

This is completely unacceptable!

--Jamey  
370 Church St. Apt E, 94111

---

**From:** Board of Supervisors, (BOS)  
**Sent:** Tuesday, April 04, 2017 1:33 PM  
**To:** BOS-Supervisors  
**Subject:** FW: Bicycle Lanes Run Amok, on Turk Street and Elsewhere

---

**From:** Cautn1@aol.com [mailto:Cautn1@aol.com]  
**Sent:** Monday, April 03, 2017 11:42 AM  
**To:** Kim, Jane (BOS) <jane.kim@sfgov.org>  
**Cc:** Board of Supervisors, (BOS) <board.of.supervisors@sfgov.org>  
**Subject:** Bicycle Lanes Run Amok, on Turk Street and Elsewhere

### **Bay Area Transportation Working Group (BATWG)**

Honorable Jane Kim  
Member, SF Board of Supervisors

Dear Supervisor Kim and other members of the Board,

Bicycles have their place. But according to MTC they account for...and will continue to account for...only 1.5% of regional trips. Squeezing unprotected bicycle lanes between heavy traffic and parked cars is an inherently bad idea that makes things dangerous for both bicyclist and pedestrian. Motorists turning right or left at intersections now must divert part of their attention from the crosswalks to the bicyclists speeding past them to the right or left. Because of the adjacent bicycle lanes on Market Street, bus drivers must now slow down and proceed with great caution lest they collide with bicyclists weaving out of the bicycle lane into a traffic lane, or unexpectedly cutting across in front of the bus to make a left turn, or darting out from a cross street. Imagine how it is for a bus driver trying to pull to the right across a bicycle lane for a curb stop.

Dedicated bicycle lanes on busy streets are just as destructive, but for a different reason. For the last half dozen years it has been fashionable to reduce the number of mixed-flow traffic lanes on grounds that this would lead to fewer cars. The returns are now in and the experiment hasn't worked. On the contrary the congestion in San Francisco has gotten worse, not better. We now see lines of backed up traffic, flanked by often unused or lightly used bicycle lanes.

There is an answer to the congestion problem that avoids forcing motorists out of their cars and onto the Bay Area's decrepit and uncoordinated regional public transit system. Needed: fresh thinking and some changes to the current way of doing things.

Sincerely,

Gerald Cauthen,  
Chair, **BATWG**