

File No. 220290

Committee Item No. 3

Board Item No. \_\_\_\_\_

# COMMITTEE/BOARD OF SUPERVISORS

## AGENDA PACKET CONTENTS LIST

Committee: Rules Committee

Date March 20, 2023

Board of Supervisors Meeting

Date \_\_\_\_\_

### Cmte Board

- Motion
- Resolution
- Ordinance
- Legislative Digest
- Budget and Legislative Analyst Report
- Youth Commission Report
- Introduction Form
- Department/Agency Cover Letter and/or Report
- Memorandum of Understanding (MOU)
- Grant Information Form
- Grant Budget
- Subcontract Budget
- Contract/Agreement
- Form 126 - Ethics Commission
- Award Letter
- Application
- Form 700
- xxx   Information/Vacancies (Boards/Commissions)
- xx   Public Correspondence

### OTHER (Use back side if additional space is needed)

<input type="checkbox"/>	<input type="checkbox"/>	_____
<input type="checkbox"/>	<input type="checkbox"/>	_____
<input type="checkbox"/>	<input type="checkbox"/>	_____
<input type="checkbox"/>	<input type="checkbox"/>	_____
<input type="checkbox"/>	<input type="checkbox"/>	_____
<input type="checkbox"/>	<input type="checkbox"/>	_____
<input type="checkbox"/>	<input type="checkbox"/>	_____
<input type="checkbox"/>	<input type="checkbox"/>	_____
<input type="checkbox"/>	<input type="checkbox"/>	_____
<input type="checkbox"/>	<input type="checkbox"/>	_____

Completed by: Victor Young Date March 16, 2023

Completed by: \_\_\_\_\_ Date \_\_\_\_\_

BOARD of SUPERVISORS




City Hall
1 Dr. Carlton B. Goodlett Place, Room 244
San Francisco 94102-4689
Tel. No. (415) 554-5184
Fax No. (415) 554-5163
TDD/TTY No. (415) 554-5227

Application for Boards, Commissions, Committees, & Task Forces

Name of Board/Commission/Committee/Task Force: Food Security Task Force

Seat # (Required - see Vacancy Notice for qualifications): 14 or 19

Full Name: Austin M. Dalmasso



Zip Code: 94112

Occupation: Food Justice Program Supervisor

Work Phone: 415-358-3984 Employer: Tenderloin Neighborhood Development Corporation

Business Address: 210 Golden Gate Ave Zip Code: 94102

Business Email: adalmasso@tndc.org Home Email: [Redacted]

Pursuant to Charter, Section 4.101(a)(2), Boards and Commissions established by the Charter must consist of residents of the City and County of San Francisco who are 18 years of age or older (unless otherwise stated in the code authority). For certain appointments, the Board of Supervisors may waive the residency requirement.

Resident of San Francisco: Yes [X] No [ ] If No, place of residence:
18 Years of Age or Older: Yes [X] No [ ]

Pursuant to Mayoral Order, members of boards/commissions are required to be Covid-19 vaccinated and attend in-person meetings.

Covid-19 Vaccinated: Yes [X] No [ ]

Pursuant to Charter, Section 4.101(a)(1), please state how your qualifications represent the communities of interest, neighborhoods, and the diversity in ethnicity, race, age, sex, sexual orientation, gender identity, types of disabilities, and any other relevant demographic qualities of the City and County of San Francisco:

I have extensive work experience in communities that have historically been marginalized and underresourced by traditional economic, political, and social frameworks. I have education in the sociomedical sciences with an emphasis on history, ethics, and law and am versed in the discourse regarding how to create systems that uplift and benefit all with a lens tightly focused on equity and justice. Specifically regarding neighborhoods of interest, I work with the Tenderloin Neighborhood Development Corporation (TNDC) as part of the Healthy retail team and have become intimately connected with the tenderloin neighborhood and its issues. Although I am not a resident, I do believe that I am able to communicate and amplify the calls to action coming out of the various community groups I am active within. Lastly, I have direct and personal lived experiences regarding many of the above categories that may help to add depth and breadth to my perspective on food and food security.

**Business and/or Professional Experience:**

I am currently the Food Justice Program Supervisor with the TNDC Healthy Retail team. We work with corner stores and small grocers to facilitate sale and adoption of healthier alternatives in neighborhoods that struggle most with the burden of chronic diseases. With my background in public health I take a systems thinking approach to this conversation. Additionally, I have worked with a regenerative agricultural institute in upstate New York which helped to further my understanding of the food system and the multifaceted issues that compound to create the current inequitable food landscape in the country. In previous roles I have also served as the manager for a free clinic/food pantry, have helped to teach cooking courses, and spend time working on farms. I believe that I can bring a valuable perspective to this task force.

**Civic Activities:**

In my role within TNDC my program is situated in the Community Organizing office. In this capacity, I am lucky enough to see first hand the effort that goes into galvanizing civic engagement such as the hosting of a land-use ballot measures forum, a district 6 supervisor debate, a transit measure discussion, and most notably the Walk with Windy event. Walk with Windy is an election-based civic engagement where hundreds of residents of the Tenderloin march together to drop off their ballots in a symbolic gesture of strength, this mass of people who rarely have the ability to have their voices heard instead are able to make headlines. Before I moved back to California I was living in New York where I was actively involved with student activism and civic engagement including but certainly not limited to assisting with campaigns, helping with outreach and education, and hosting events.

Have you attended any meetings of the body to which you are applying? Yes  No

---

An appearance before the Rules Committee may be required at a scheduled public hearing, prior to the Board of Supervisors considering the recommended appointment. Applications should be received ten (10) days prior to the scheduled public hearing.

Date: 11/7/22 Applicant's Signature (required): Austin M. Dalmasso  
*(Manually sign or type your complete name.  
NOTE: By typing your complete name, you are hereby consenting to use of electronic signature.)*

Please Note: Your application will be retained for one year. Once completed, this form, including all attachments, become public record.

**FOR OFFICE USE ONLY:**

Appointed to Seat #: \_\_\_\_\_ Term Expires: \_\_\_\_\_ Date Vacated: \_\_\_\_\_

BOARD of SUPERVISORS



City Hall
1 Dr. Carlton B. Goodlett Place, Room 244
San Francisco 94102-4689
Tel. No. (415) 554-5184
Fax No. (415) 554-5163
TDD/TTY No. (415) 554-5227

Application for Boards, Commissions, Committees, & Task Forces

Name of Board/Commission/Committee/Task Force: Food Security

Seat # (Required - see Vacancy Notice for qualifications): 19

Full Name: Earl Campbell Barbee

[Redacted] Zip Code: 94115
[Redacted] tion: Program Manager

Work Phone: 415-674-6040 Employer: Glide SF

Business Address: 330 Ellis Street Zip Code: 94102

Business Email: cbarbee@glide.org Home Email: [Redacted]

Pursuant to Charter, Section 4.101(a)(2), Boards and Commissions established by the Charter must consist of residents of the City and County of San Francisco who are 18 years of age or older (unless otherwise stated in the code authority). For certain appointments, the Board of Supervisors may waive the residency requirement.

Resident of San Francisco: Yes [checked] No [ ] If No, place of residence:
18 Years of Age or Older: Yes [checked] No [ ]

Pursuant to Mayoral Order, members of boards/commissions are required to be Covid-19 vaccinated and attend in-person meetings.

Covid-19 Vaccinated: Yes [checked] No [ ]

Pursuant to Charter, Section 4.101(a)(1), please state how your qualifications represent the communities of interest, neighborhoods, and the diversity in ethnicity, race, age, sex, sexual orientation, gender identity, types of disabilities, and any other relevant demographic qualities of the City and County of San Francisco:

I am thr Program Managere for the Daily Free Meals Program at Glide SF. I am also a third year PhD student working on food insecurity in low income and marginalized communities.

**Business and/or Professional Experience:**

Program Manager of the Daily Free Meals Program at Glide SF

**Civic Activities:**

CERT Member

Search and Rescue Volunteer Santa Clara County

Have you attended any meetings of the body to which you are applying? Yes  No

An appearance before the Rules Committee may be required at a scheduled public hearing, prior to the Board of Supervisors considering the recommended appointment. Applications should be received ten (10) days prior to the scheduled public hearing.

Date: 10/31/2022 Applicant's Signature (required): Earl Campbell Barbee  
*(Manually sign or type your complete name.  
NOTE: By typing your complete name, you are hereby consenting to use of electronic signature.)*

Please Note: Your application will be retained for one year. Once completed, this form, including all attachments, become public record.

**FOR OFFICE USE ONLY:**

Appointed to Seat #: \_\_\_\_\_ Term Expires: \_\_\_\_\_ Date Vacated: \_\_\_\_\_

BOARD of SUPERVISORS




City Hall
1 Dr. Carlton B. Goodlett Place, Room 244
San Francisco 94102-4689
Tel. No. (415) 554-5184
Fax No. (415) 554-5163
TDD/TTY No. (415) 554-5227

Application for Boards, Commissions, Committees, & Task Forces

Name of Board/Commission/Committee/Task Force: Food Security Task Force

Seat # (Required - see Vacancy Notice for qualifications): 19

Full Name: Jade Quizon



Zip Code: 94610

Program Manager

Work Phone: 415-307-0272 Employer: API Council

Business Address: 728 Sacramento St. San Francisco, CA Zip Code: 94108

Business Email: jade.quizon@apicouncil.org Home Email: [Redacted]

Pursuant to Charter, Section 4.101(a)(2), Boards and Commissions established by the Charter must consist of residents of the City and County of San Francisco who are 18 years of age or older (unless otherwise stated in the code authority). For certain appointments, the Board of Supervisors may waive the residency requirement.

Resident of San Francisco: Yes [ ] No [x] If No, place of residence: Oakland, CA
18 Years of Age or Older: Yes [x] No [ ]

Pursuant to Mayoral Order, members of boards/commissions are required to be Covid-19 vaccinated and attend in-person meetings.

Covid-19 Vaccinated: Yes [x] No [ ]

Pursuant to Charter, Section 4.101(a)(1), please state how your qualifications represent the communities of interest, neighborhoods, and the diversity in ethnicity, race, age, sex, sexual orientation, gender identity, types of disabilities, and any other relevant demographic qualities of the City and County of San Francisco:

On a personal level, I was born and raised in San Francisco. I spent most of my childhood in the Outer Sunset, but my parents have been living in OMI (or Lakeview, as I know it) for the past 18 years. I have a deep commitment to this city and everyone who lives within its boundaries. I work to improve the quality of their lives and maintain the City's beauty by volunteering at places such as Glide Memorial, community gardens, the SF Botanical Garden, and Friends of the Urban Forest, and now through my position at the API Council. As Program Manager, part of my responsibilities involve improving food insecurity for our low-income Asian communities and beyond. We are establishing cross-cultural and cross-neighborhood partnerships to spark systems wide change that addresses the root causes of food insecurity - poverty, a high cost of living, chronic diseases, and systemic racism. The API Council - a coalition of 50+ community-based organizations serving low-income AAPI and NHPI communities - actively works with its members to address other serious issues plaguing our communities, such as Anti-Asian violence and predatory ADA lawsuits, and is doing so in collaboration with other cultural and neighborhood organizations.

**Business and/or Professional Experience:**

Most of my professional experience was cultivated at Genentech where I worked as a Manufacturing Lead and more recently as a Training Specialist. At Genentech, I was responsible for ensuring a team of 16 or more complied with FDA regulations, optimized processes, coordinated logistics for training that reached 1500 people, and co-designed a public speaking course. While working at Genentech, I also felt compelled to serve San Francisco and longed to reconnect with nature. In pursuit of satisfying these desires, I worked on organic farms in Panama and Peru for four months; served on Friends of the Urban Forest's Healthy Trees and Safe Sidewalks Campaign Committee, lived and worked on a farm in Pescadero, CA where we discussed social change through agriculture with the youth in addition to regular farm activities; and went back to school. Prior to working at API Council, I obtained a Master's in Development Practice with a Food Systems certificate from UC Berkeley. During my time there, I worked with the SF FSTF on a project researching food policy councils in other cities.

**Civic Activities:**

Friends of the Urban Forest Advocate and served on their Healthy Trees and Safe Sidewalks Campaign Committee, which advocated to transfer all maintenance of street trees and related sidewalk damage back to the City, with no tax increase. I also spent three months living, working, and teaching at Pie Ranch in Pescadero, CA. I worked with TOGETHER Bay Area to advocate for a new definition of "under-resourced communities" so that Bay Area organizations and public agencies would have better changes for eligibility of State grants. As mentioned above, I volunteered on organic farms in Panama and Peru, but have also assisted in the construction of a classroom for kindergartners and 1st graders in Peru. I completed the training to be a tour guide at the SF Botanical Garden for elementary school children and gave one tour before the pandemic changed everything.

Have you attended any meetings of the body to which you are applying? Yes  No

---

An appearance before the Rules Committee may be required at a scheduled public hearing, prior to the Board of Supervisors considering the recommended appointment. Applications should be received ten (10) days prior to the scheduled public hearing.

Date: 10/06/2022 Applicant's Signature (required): Jade Quizon  
*(Manually sign or type your complete name.  
NOTE: By typing your complete name, you are hereby consenting to use of electronic signature.)*

Please Note: Your application will be retained for one year. Once completed, this form, including all attachments, become public record.

---

**FOR OFFICE USE ONLY:**

Appointed to Seat #: \_\_\_\_\_ Term Expires: \_\_\_\_\_ Date Vacated: \_\_\_\_\_



Proudly consists of:

APA Family Support Services  
APA Heritage Foundation  
API Legal Outreach  
ASIAN, Inc.  
Asian & Pacific Islander Wellness Center  
Asian Pacific American Community Center  
Asian Pacific Islander Cultural Center  
Asian Law Caucus, Inc.  
Asian Neighborhood Design, Inc.  
Bayanihan Equity Center  
Be Chinatown  
Bill Soro Housing Program  
Brightline Defense Project  
Center for Asian American Media  
Charity Cultural Services Center  
Chinatown Community Children's Center  
Chinatown Community Development Center  
Chinatown Media and Arts Collaborative  
Chinese Culture Center of San Francisco  
Chinese for Affirmative Action  
Chinese Historical Society of America  
Chinese Newcomers Service Center  
Chinese Progressive Association  
Community Youth Center  
Donaldina Cameron House  
Filipina Women's Network  
Filipino American Development Foundation  
Filipino Community Center  
First Voice  
Gum Moon/Asian Women Resources Center  
Japanese American Citizens League of SF  
Japanese Community Youth Council  
Japantown Community Benefit District  
Japantown Task Force  
Kai Ming Head Start  
Kimochi, Inc.  
Kultivate Labs  
Manilatown Heritage Foundation  
National Japanese American Historical Society  
NICOS Chinese Health Coalition  
Nihonmachi Street Fair  
Northeast Community Credit Union  
Northern California Cherry Blossom Festival  
North East Medical Services  
Richmond Area Multi-Services  
Samoan Community Development Center  
Self-Help for the Elderly  
SF Hep B Free  
SOMA Pilipinas  
South of Market Community Action Network  
Southeast Asian Community Center  
Southeast Asian Development Center  
The YMCA of San Francisco- Chinatown  
Visitacion Valley Asian Alliance  
West Bay Pilipino Multi-Service, Inc.  
Wu Yee Children's Services

March 11, 2023

Cally Wong  
Executive Director  
API Council  
728 Sacramento St.  
San Francisco, CA 94108

Dear Chair Dorsey, Vice Chair Walton, and Supervisor Safai,

On behalf of the Asian and Pacific Islander Council of San Francisco (API Council), I am writing in support of Jade Quizon for a seat on the SF Food Security Task Force that is reserved for a representative of a community-based organization that provides nutritional support and increases the food security of San Francisco residents.

The API Council is 56-members strong and collectively serves more than 700,000 Asian American and Pacific Islander San Francisco residents through policy/advocacy, research and network development. Many of our members operate food and nutrition programs, such as food pantries, grocery delivery programs, and hot meal services. These programs reach countless households in need of nourishment. We also published a landscape analysis assessing community assets and barriers to food justice for API community members in San Francisco to inform solutions for the future of food justice for Asian American, Native Hawaiian, and Pacific Islander (AANHPI) residents.

One of Jade's responsibilities as a Program Manager is building upon the findings of this assessment, educating our members on pertinent food security issues, and leading projects that will enhance our members' abilities to provide their food and nutrition programs. She is also on the Steering Committee of a budding food sovereignty coalition called the Food and Agriculture Action Coalition Toward Sovereignty (FAACTS), which aims to build a just, sustainable, and holistic food system.

Jade also focused her graduate school studies on food systems, receiving a certificate in food systems along with her Master's of Development Practice degree from UC Berkeley. Her capstone project was for the SF Food Security Task Force where she researched different food policy council structures and provided recommendations for the task force.

The API Council believes that Jade's dedication to ensuring no person is ever hungry and the work she's doing with our members makes her a strong candidate for a seat on the task force.

I respectfully ask you for your consideration to add Jade to the SF Food Security Task Force. I am available anytime to discuss my support.



Please reach out to me if you have any questions at:  
[cally.wong@apicouncil.org](mailto:cally.wong@apicouncil.org).

Sincerely,

A handwritten signature in black ink, appearing to read 'Cally Wong', with a long, sweeping horizontal flourish extending to the right.

Cally Wong  
Executive Director  
API Council



**Self-Help for  
the Elderly**

安老自助處

[www.selfhelpelderly.org](http://www.selfhelpelderly.org)

731 Sansome Street, Suite 100 | San Francisco, CA 94111-1725

t: (415) 677-7600 | f: (415) 296-0313 | e: [info@selfhelpelderly.org](mailto:info@selfhelpelderly.org)

*Providing strength, hope and empowerment to seniors since 1966*

March 14, 2023

Re: Support of Jade Quizon for a Seat on SF Food Security Task Force

Dear Chair Dorsey, Vice Chair Walton, and Supervisor Safai:

On behalf of Self-Help for the Elderly, I am writing in support of Jade Quizon for a seat on the SF Food Security Task Force which is reserved for a representative of a community-based organization that provides nutritional support and increases the food security of San Francisco residents.

Since 1966, Self-Help for the Elderly has provided assistance and support to seniors in San Francisco and the Bay Area. We provide trustworthy and devoted care for seniors to promote their independence, dignity and self-worth. Our nutrition services are helpful for seniors who have a difficult time getting the proper nutrition for their bodies and who have a difficult time getting to a grocery store or cooking for themselves.

Recognizing the challenges our communities face to feed themselves, Jade has been convening a small group of API Council members with food and nutrition programs to learn about our challenges and how to better support them. We have met for a few months now to discuss how our relationships with SF-Marin Food Bank can be improved and to learn about important food advocacy efforts. We believe in Jade's ability to lead our small food group to ensure that programs are structured and supported effectively and efficiently.

I respectfully ask you for your consideration in adding Ms. Quizon to the SF Food Security Task Force. I am available anytime to discuss my support.

Sincerely,

Anni Chung  
President and CEO

AC/vl

**San Francisco**

415.677.7500  
601 Jackson Street  
San Francisco, CA 94133

**San Mateo**

650.342.0822  
50 East Fifth Avenue  
San Mateo, CA 94401

**South Bay**

408.733.1883  
550 East Remington Drive  
Sunnyvale, CA 94087

**Alameda**

510.336.0144  
2400 MacArthur Boulevard  
Oakland, CA 94602



## FOOD SECURITY TASK FORCE

The below listed summary of seats, term expirations and membership information shall serve as notice of **vacancies, upcoming term expirations** and information on currently held seats, appointed by the Board of Supervisors. Appointments by other bodies are listed, if available. Seat numbers listed in **bold** are open for immediate appointment. However, you are able to submit applications for all seats and your application will be maintained for one year, in the event that an unexpected vacancy or opening occurs.

### Membership and Seat Qualifications

Seat #	Appointing Authority	Seat Holder	Term Ending	Qualification
1	Human Services	Jeimil Belamide	Indefinite	Employee of the Department of Human Services, appointed by the Executive Director of the Human Services Agency
2	Public Health	Paula Jones	Indefinite	Employee of the Department of Public Health-Nutrition Services, appointed by the Director of Health
3	Aging and Adult Services	Tiffany Kearney	Indefinite	Employee of the Department of Aging and Adult Services, appointed by the Executive Director of the Human Services Agency
4	Public Health	Priti Rane	Indefinite	Employee of the Department of Public Health-Food Security, appointed by the Director of Health
5	DCYF	Michelle Kim	Indefinite	Employee of the Department of Children, Youth and Their Families, appointed by the Director of the Department of Children, Youth and Their Families
6	Homelessness and Supportive Services	Emily Cohen	Indefinite	Employee of the Department of Homelessness and Supportive Housing, appointed by the Director of the Department of Homelessness and Supportive Housing

7	Recreation and Parks	Mei Ling Hui	Indefinite	Employee of the Recreation and Park Department's Urban Agriculture Program, appointed by the General Manager of the Recreation and Park Department
8	SFUSD	Hannah Smith	Indefinite	Appointee of the San Francisco Unified School District, if the District chooses to appoint a member
9	BOS	Cissie Bonini	Indefinite	Must be a representative of community-based organizations that provide nutritional support and increase the food security of San Francisco residents, including but not limited to a representative from an organization serving food in the following program types: home-delivered meals, congregate meals for seniors, food bank, free dining room, multi-service agency serving families and youth, shelter meals, faith-based organizations, food retail (farmers markets, grocery stores), and hospital and health clinics - no organization shall have more than one representative; nominated by the Food Security Task Force and appointed by the Board of Supervisors
10	BOS	Anne Quaintance	Indefinite	
11	BOS	Chester Williams	Indefinite	
12	<b>BOS</b>	<b>VACANT</b>	<b>Indefinite</b>	
13	<b>BOS</b>	<b>VACANT</b>	<b>Indefinite</b>	
14	BOS	Guillermo Reece	Indefinite	
15	<b>BOS</b>	<b>VACANT</b>	<b>Indefinite</b>	
16	BOS	Meg Davidson	Indefinite	
17	BOS	Raegan Sales	Indefinite	
18	BOS	Rita Mouton-Patterson	Indefinite	
19	<b>BOS</b>	<b>VACANT</b>	<b>Indefinite</b>	
20	BOS	Geoffrey Grier	Indefinite	

**BOARD OF SUPERVISORS (BOS) APPLICATION FORMS AVAILABLE HERE**

- English - [https://sfbos.org/sites/default/files/vacancy\\_application.pdf](https://sfbos.org/sites/default/files/vacancy_application.pdf)
- 中文 - [https://sfbos.org/sites/default/files/vacancy\\_application\\_CHI.pdf](https://sfbos.org/sites/default/files/vacancy_application_CHI.pdf)
- Español - [https://sfbos.org/sites/default/files/vacancy\\_application\\_SPA.pdf](https://sfbos.org/sites/default/files/vacancy_application_SPA.pdf)
- Filipino - [https://sfbos.org/sites/default/files/vacancy\\_application\\_FIL.pdf](https://sfbos.org/sites/default/files/vacancy_application_FIL.pdf)

(For seats appointed by other Authorities please contact the Board / Commission / Committee / Task Force (see below) or the appointing authority directly.)

*Please Note: Depending upon the posting date, a vacancy may have already been filled. To determine if a vacancy for this Commission is still available, or if you require additional information, please call the Rules Committee Clerk at (415) 554-5184.*

Applications and other documents may be submitted to [BOS-Appointments@sfgov.org](mailto:BOS-Appointments@sfgov.org)

**Next Steps:** Applicants who meet minimum qualifications will be contacted by the Rules Committee Clerk once the Rules Committee Chair determines the date of the hearing. Members of the Rules Committee will consider the appointment(s) at the meeting and applicant(s) may be asked to state their qualifications. The appointment of the individual(s) who is recommended by the Rules Committee will be forwarded to the Board of Supervisors for final approval.

---

The Food Security Task Force was established to recommend legislative action and city-wide strategies to the Board of Supervisors that would increase participation in federally funded programs such as CalFresh (known nationally as SNAP and formally as food stamps), Summer Food Service, the Child and Adult Care Food Program, the Homeless Children Nutrition Program, the Special Supplemental Nutrition Program for Women, Infants and Children (WIC), the School Lunch Program, and the National School Breakfast Program. The Task Force shall also provide general advice and assistance to the Board of Supervisors with regard to funding priorities, legislative action, and city policies on addressing hunger and enhancing the food security of San Francisco residents, in addition to any other issues within the Task Force's expertise.

The Food Security Task Force shall consist 20 members appointed by the Board of Supervisors, City department heads, or the San Francisco Unified School District. Members shall serve at the pleasure of their respective appointing authorities.

- Seat 1: Shall be an employee of the Department of Human Services, appointed by the Executive Director of the Human Services Agency.
- Seat 2: Shall be an employee of the Department of Public Health-Nutrition Services, appointed by the Director of Health.
- Seat 3: Shall be an employee of the Department of Aging and Adult Services, appointed by the Executive Director of the Human Services Agency.
- Seat 4: Shall be an employee of the Department of Public Health-Food Security, appointed by the Director of Health.
- Seat 5: Shall be an employee of the Department of Children, Youth and Their Families, appointed by the Director of the Department of Children, Youth and Their Families.

- Seat 6: Shall be an employee of the Department of Homelessness and Supportive Housing, appointed by the Director of the Department of Homelessness and Supportive Housing.
- Seat 7: Shall be an employee of the Recreation and Park Department's Urban Agriculture Program, appointed by the General Manager of the Recreation and Park Department.
- Seat 8: Shall be an appointee of the San Francisco Unified School District, if the District chooses to appoint a member.

The Board of Supervisors shall appoint:

- Seats 9 through 19: Shall be representatives of community-based organizations that provide nutritional support and increase the food security of San Francisco residents, including but not limited to representatives from organizations serving food in the following program types: home-delivered meals, congregate meals for seniors, food bank, free dining room, multi-service agency serving families and youth, shelter meals, faith-based organizations, food retail (farmers markets, grocery stores), and hospital and health clinics - no organization shall have more than one representative; nominated by the Food Security Task Force and appointed by the Board of Supervisors.
- Seat 20: Shall be a member of the public, nominated by the Food Security Task Force and appointed by the Board of Supervisors.

The Department of Public Health shall provide clerical assistance and logistical support to the Task Force and its committees.

Reports: The Food Security Task Force shall prepare an annual assessment to the Board of Supervisors of the state of hunger and food insecurity in San Francisco. The report may include recommendations for funding, programs, and policy.

Authority: Administrative Code, Sections 5.10-1 et seq. (Resolution No. 32-09; and Ordinance Nos. 206-05; 19-08; 29-10; 191-12; 88-15; 173-18, and 107-21)

Sunset Date: July 1, 2026

Contact: Paula Jones  
 SFDPH  
 25 Van Ness Avenue #810  
 San Francisco, CA 94102  
 (628) 206-7689  
[paula.jones@sfdph.org](mailto:paula.jones@sfdph.org)

Updated: January 31, 2023

## Approved FSTF Meeting Minutes

**December 7, 2022**

**Members Present:** Michelle Kim (Department of Children, Youth and Their Families); Tiffany Kearney (Department of Disability and Aging Services); Anne Quaintance (Conard House); Chester Williams (Community Living Campaign); Hannah Smith (San Francisco Unified School District); Jeimil Belamide (Human Service Agency); Meredith Terrell; Geoffrey Grier (SF Recovery Theatre); Paula Jones (SFDPH - Food Security & Office of Anti-Racism & Equity); Priti Rane (SFDPH – Maternal Child and Adolescent Health); Raegan Sales (Children’s Council of San Francisco); Cissie Bonini (Vouchers4Veggies/EatSF)

**Also Present:** Leah Walton (Department of Disability and Aging Services); Sara Draper-Zivetz (The SF Market); Veronica Shepard (SFDPH – Office of Anti-Racism & Equity); DeJanelle Bovell (SFDPH – Office of Anti-Racism & Equity); La Rhonda Reddic (SFDPH – Office of Anti-Racism & Equity); Lea Troeh (UCSF); Michael Pon (UCSF); Earl Campbell Barbee (Glide Meals Program); Anthony Khalil (BVHP Community Advocates); Anthony Olubiyi; Carolyn Lasar (The SF Market); Ellen Garcia (Vouchers4Veggies/EatSF); Geoffrea Morris (Project Consultant to Bayview Hunters Point Multipurpose Senior Services); Greycy Portillo (Meals on Wheels San Francisco); Jade Quizon (API Council); Janna Cordeiro (Food as Medicine Collaborative); Kelly Gaherty (SF Environment); Kim Wong (SFDPH – CHEP/Soda Tax Grants); Maggie Shugerman (D10 Liaison with BVHP Advocates & BVHP Multipurpose Senior Services); Marianne Szeto (SFDPH – CHEP/SF ShapeUp Coalition); Roxanne Siebert; Stephanie Won (Leah’s Pantry); Tiffany Dang (Department of Disability and Aging Services)

Agenda	Discussion	Action Items
1. Call to Order	Meeting called to order at 1:35pm.	None.
2. Land Acknowledgement	Cissie Bonini recited the Land Acknowledgement.	None.
3. Welcome, member roll call, introductions, Cissie Bonini (Chair, EatSF/Vouchers4Veggies)	Cissie read the roll call, and other meeting attendees introduced themselves in the chat.	None.
4. Approval of minutes from November 2, 2022	Raegan Sales (Children’s Council of SF) moved to approve Michelle Kim (DCYF) seconded the motion. No opposed or abstentions. Meeting minutes passed as is.	November Meeting Minutes to be posted to the FSTF site.
5. General Public Comment	Geoffrea Morris announced two community meetings coming up; information will be shared with the listserv.	Geoffrea Morris will connect with Paula

		Jones to share meeting information.
<p>6. Presentation - The City and County of San Francisco's Edible Food Recovery Capacity Study – Summary of Findings, Kelly Gaherty (SF Environment)</p>	<p>Food Security Task Force: SB 1383 Update</p> <ul style="list-style-type: none"> <li>• Kelly thanked the task force for inviting her. She is the Commercial Zero Waste Assistant Coordinator at San Francisco Environment Department. She reminded everyone that she had presented to the group in October of 2021, regarding a new state law called SB 1383 went into effect in January 2022. Part of this law required food services businesses to donate surplus food to food recovery organizations rather than throw it away/compost it in order to prevent food waste, feed the local community, and reduce green-house gas emissions.</li> <li>• Kelly shared a slide showing the flow of mandated edible food recovery in San Francisco. There are Tier 1 and Tier 2 bubbles – these make up 12 categories of businesses who are required to donate food, create contractual agreements with the food recovery organizations they donate to and track their donations. SFE has identified roughly 800+ businesses in those two categories.</li> <li>• Food Recovery Organizations accept donations, redistribute food to the community, and are required to report data of their annual lbs. of edible food recovered to the City and County which SFE then reports to the state.</li> <li>• SFE and DPH are ensuring implementation, compliance, and SFE is providing grants via Cal Recycle. The definitions are coming.</li> </ul> <p>September 2021-February 2022: Capacity Analysis Study</p> <ul style="list-style-type: none"> <li>• As required by the state law, SF Environment conducted a capacity analysis study to try to better understand the universe of food waste and food donations in the city. Understanding the amount of food that was going to waste via businesses, the amount of capacity food recovery organizations must take in additional surplus food, and more. They surveyed the ~400 Food Recovery Organizations (FROs) and ~800 Tier 1 Generators, through online surveys via google forms, conducted follow up emails, in depth phone calls, and site visits. Responses proved to be a very difficult. We ended up reaching <ul style="list-style-type: none"> <li>○ Of the ~800 generators surveyed only 27% responded</li> <li>○ Of the ~400 FROs only 17% responded</li> </ul> </li> <li>• SFE learned a lot from this report, but they are careful not to extrapolate a lot of data because of the low response rate.</li> </ul>	<p>Post presentation and report to the FSTF website.</p>



	<ul style="list-style-type: none"> <li>• May 2022: SF Environment established a partnership with Department of Public Health to assist with SB 1383 implementation and compliance checks. Because DPH’s Environmental Health Branch conducts annual food permit inspections to majority of the businesses who are required to comply, they have included a customized inspection report to address food recovery compliance. DPH conducts the inspections and if businesses need further education, resources, or assistance finding a food recovery partner, they refer the businesses to SFE for follow up.</li> <li>• Working with Businesses to Achieve Compliance: In July of 2022: San Francisco adopted a local edible food recovery ordinance that only included what was mandated by the state ordinance and did not put in extra reporting requirements in like other jurisdictions are. Passing a local ordinance allows SFE to take enforcement action on businesses who are not donating food, do not have contractual agreements with the food recovery organizations, and who do not track their donations or on food recovery organizations who are not properly reporting.</li> <li>• Although there is an enforcement mechanism, this law is new for businesses, food recovery orgs, and our jurisdiction as well. SFE does not plan to take enforcement action this time but has been focusing their efforts on education and technical assistance including educating businesses on the benefits of donating food such as preventing waste, feeding the community, and tax benefits. SFE is encouraging businesses to focus on better procurement practices to prevent food waste from the source. They provide technical assistance to match businesses with the right local food recovery organizations. SFE stresses the importance of donating nutritious, high-quality foods and culturally relevant foods we do not want donation dumping to occur and burden the food recovery organizations who are doing the work to redistribute the food and feed the community.</li> <li>• Food Recovery Organizations: SFE conducted a capacity analysis study. Part of this study was to identify food recovery services and organizations who have capacity to accept additional donations from donors and are interested in developing new partnerships with donors. SFE has compiled a living document that is consistently updated with over 67 food waste prevention resources/technology services, transportation services, food recovery services</li> </ul>	
--	---	--

	<p>who can coordinate pick-ups and drop offs of donated food, and local organizations who can take more food. They also developed a map so donors can visually see which food recovery organizations are closest to them and for food recovery organizations to see what other partners that may be able to take food if they don't have capacity at that time or if the food is not culturally relevant to their organization. It is to be used as a resource to find other resources. Kelly and her consultants are providing technical assistance to match donors to food recovery organizations near-by who have capacity to accept additional donations and develop new partnerships with donors.</p> <ul style="list-style-type: none"> <li>• Recommendations from Capacity Analysis Summary: Continuing our focus on education, outreach, and technical assistance; held a press conference about The City's work on edible food recovery; Worked with Food Runners to get them to agree to sign contracts with donors and improve ability to track donations. They are in the process of finalizing our self-reporting form for food recovery organizations to report their pounds of edible food recovered annually (this will be sent out online in 2023) to the state of California. People will follow up with phone calls and on-site visits.</li> </ul> <p>The City and County of San Francisco's Edible Food Recovery Capacity Study</p> <ul style="list-style-type: none"> <li>• San Francisco has been preparing for SB1383 since 2019, when it received a \$500,000 grant to test software that matches food businesses with excess to food recovery organizations like food pantries. The city also used the funds to buy equipment to help organizations handle the expected extra food, such as a new forklift purchased for the San Francisco-Marin Food Bank. 2019-2022 grant resulted in rescuing over 3 million pounds of food, or about 2.5 million meals. In 2022, SFE received another round of grant funding from CalRecycle – they have a very similar model to support specific partnerships between SB 1383 donors and food recovery services/organizations. Businesses or Food Recovery organizations can apply (although it is not an application) with a specific donor they want to work with, the cost per pick up, etc. and SFE will distribute funds equitably to support these partnerships. SFE hopes this can help with the financial burden of coordinating donations and transportation.</li> <li>• In 2023, SFE is focusing on using their Tier 2 list to understand which generators need to comply starting 2024. They will work on outreach and education</li> </ul>	
--	--	--

	<p>through 2023 to ensure they are prepared for 2024 when Part 2 takes effect. Additionally, the self-reporting form for food recovery organization and services will go live in 2023. This creates an easy system for FRO/FRS to report their pounds of edible food recovered directly from donors. The data will help in the following years. Half of the businesses don't need to comply until 2024. SFE will be conducting outreach to the ~400 FRO/FRS through online outreach, phone calls and site visits to ensure they complete their reporting requirements before their deadlines.</p> <p><b>Infrastructure Recommendations:</b></p> <ul style="list-style-type: none"> <li>• Create a position within SFE to carry out this work consistently</li> <li>• Create a feedback loop for quality of food/donation dumping – hold donors accountable and remove burden from FROs</li> <li>• Conduct outreach to help FROs determine how to reduce the amount of food they cannot use</li> <li>• Provide grants to enable FRO to acquire the resources and equipment needed to increase and improve donations</li> <li>• Inventory potential unused resources within the city such as refrigerator and freezer space and refrigerated vehicles from other businesses</li> <li>• From the capacity analysis study, there is a list of other recommendations SFE hopes to focus on once we get the handle on complying with the first year(s) of SB 1383 regulations and working on Tier 2 implementation. Kelly then asked for feedback on the recommendations and which ones to prioritize. She also asked what additional recommendations the task force may have.</li> </ul> <p>Kelly asked if anyone knows about any available Food Recovery Organizations (FROs) to add to the map referenced in the presentation, please let her know. Also, please let her know of any businesses or food recovery organizations that they can support please send them to Kelly Gaherty (SF Environment).</p> <p><b>FSTF Member Comments:</b></p>	
--	---	--

Meredith Terrell: Thank you, there was a lot of great information. I thought it was fantastic to see initial grants to help set up internal systems. Has there been discussion of the costs to keep up with this? Kelly Gaherty (SF Environment): We talk about it often, there is no solution yet. Food orgs feel overly burdened by the requests and the donors should take on more of the costs. Discussions around how to sustain this work is important and we haven't gotten to a solution. Fee for service could be a solution but we know there is an inconsistency of business types. Maybe the larger grocery stores can make it work, the smaller corporations and mom and pop grocery stores may not be able to keep up.

Meredith Terrell: Has there been talk about the organizational costs around green waste dumping? Will they work with Recology to discuss reduced fees or waivers? Kelly Gaherty (SF Environment) responded: No, not yet but those are great points. We say it's unfortunate as the dump can be utilized. Our focus in 2023 is reconnecting with food recovery organizations.

Anne Quaintance (Conard House): Thanks for the presentation! Have you thought of incentives for businesses that are required to donate? I think the law is great, I'm thinking about the language and how it's being discussed. Kelly Gaherty (SF Environment) responded: We try to frame it as beneficial as possible. Beyond the tax, social good, environmental good, and grants available, let me know if you have other ideas for how to incentivize. Anne Quaintance (Conard House): I can send you some stuff.

Cissie Bonini (EatSF/Vouchers4Veggies): Do you know how our already existing infrastructure to receive the food in San Francisco compares to other counties? Although the data was very extrapolated, the Capacity Analysis stated that unlike other counties that don't have enough capacity, we found that there is enough capacity take in additional food. Over the next 1-3 years we will have a better understanding of our capacity. Cissie Bonini asked: There's a great expense to using recovered foods. There's a lot of products that goes into rescued food and costs that go into composting. Is there discussion of extra costs being provided to organizations if they must start to compost more? Will there be any ability for organizations to get financial relief? Kelly G (SF Environment) responded: We know this is occurring, but we don't know what the costs

is yet. As we do more work, we will have a better understanding of how to find relief for organizations if possible.

Paula Jones (SFDPH Food Security): Thank you for reporting. Is there a resource available for the public? Where is it? Kelly Gaherty (SF Environment) added a link to the chat for additional resources: <https://sfenvironment.org/sb-1383>.

Geoffrea Morris (Project Consultant to BVHP Multipurpose Senior Services) added to the chat: “Three Things: can you provide your contacts for some of us that would like to follow up with your afterward? Secondly, does Paula have your slides so that she can send them to the group after meeting. Third question, can you put a link to the report that you were referencing from?” Paula Jones (SFDPH – Food Security) responded in the chat, “Thanks Geoffrea. We will post Kelly's slides on the FSTF website. The Report will be on there too (it's not on there yet but will be by Friday). I can also send it to you Geoffrea.”

Priti Rane (SFDPH- WIC) commented in the chat: KG: “[A] big part of education is focusing on telling the stores they should be donating food of high nutritional value. Stress the importance of high-quality donations. The organizations don’t want the junk, they are coming for nutritious food. Is there any thought put around nutrition and health implication of this work -both positive or negative?”

Cissie Bonnie (EatSF/Vouchers4Veggies) added: Even salty foods need to be controlled. Kelly Gaherty (SF Environment) responded with the following: Food donation best practices food is on our website we will continue. If you have any recommendations, we will be updating that document in 2023.

Carolyn Lasar asked in chat: Can you define what you mean by capacity? Kelly Gaherty (SF Environment) responded: It is a weird way to analyze food waste.

Tiffany Kearney (DAS): To piggy-back on Cissie and Priti’s comments, the clients we serve at DAS are high risk for food-born illness, have disease issues with sugar, sodium, and other things. In some ways, I’m concerned, and I hope this presents an opportunity

	<p>to awareness and education in public health across the board. Kelly Gaherty (SF Environment) shared the following contact information and thanks: Thank you. <a href="mailto:Kelly.gaherty@sfgov.org">Kelly.gaherty@sfgov.org</a>; (415)355-3768</p> <p>Public Comment: Incorporated above</p>	
<p>7. Food Empowerment Market update, Geoffrea Morris (Project Consultant to Bayview Hunters Point Multipurpose Senior Services), Anthony Khalil (Bayview Hunters Point Community Advocates)</p>	<p>Geoffrea Morris (Project Consultant to Bayview Hunters Point Multipurpose Senior Services): Introduced Maggie Shugerman, our D10 Food and Engagement Liaison. Maggie Shugerman worked for Meals on Wheels and is happy to stay in the Bayview supporting the Food Empowerment Market (FEM). There will be Community Meetings on Friday 12/16/22 and Monday 12/19/2022; Paula Jones has the flyer and will send it to the email list.</p> <p>Anthony Khalil (Bayview Hunters Point Community Advocates): I'm happy to be here, addressing food insecurity and improving food sovereignty. Shoutout to Chester Williams and his team. Anthony Khalil is currently working at the BVHP Produce Terminal Warehouse and the BVHP Community Advocates are the main supplier to the Food Empowerment Market. They will be moving to a new site to improve their team's capacity and ability to serve. This will help District 10 provide discounted sales channels offered. Anthony Khalil also wanted to provide a warm welcome to Maggie Shugerman. She will join operations on-site to understand the ins and outs of operating the FEM market. The major update in the new year is the BVHP Advocates will be moving to the old Good Egg Site. This highlights a larger problem of how the benefits and burden of our work are not shared equally. I would like to celebrate these new collective resources, starting with those most near and impacted.</p> <p>Anne Quaintance (Conard House) asked: Is the Lucky's open? Anthony Khalil (BVHP Advocates): Yes. We are working with Naomi Kelly, and President of Board of Supervisors, Shamman Walton, and the store management to bridge the connection between this mega corporation and the D10 community. This is also about hiring practices so Anthony Khalil will be connecting with Reggie, the Bayview Lucky's store manager, on ways to collaborate and avoid being a bottleneck for how they can serve all BVHP. Anthony Khalil asks everyone to put pressure on the company to ensure they are indeed acting like a good neighbor.</p>	<p>Paula Jones to disperse BVHP Food Empowerment Market community meeting event flyers.</p>

	<p>Veronica Shepard (SFDPH – Office of Anti-Racism &amp; Equity) added to the chat: Lucky’s has been a great resource in our community as I've shopped there many times. It's very responsive to the cultural food needs of this community and I'm glad we have this corporation in the Bayview. Good job Anthony, Geoffrea and all the partners involved in bringing them here. Geoffrea Morris shared: [I have been] hearing feedback that they are on the more expensive side but when we [the Bayview FEM] open, Lucky's will be one of our food sources.</p> <p>Anthony Khalil (BVHP Advocates): How can they partner is a better question. One request has been, what does it mean to be a good partner for folks dealing with chronic disease? Food recovery is not one-size fits all. We will bring them to the neighborhood. There are other aspects of workforce development we want to work on, and there are barriers around price and accessibility. We are taking a few new steps for working with an institution that recently moved into the neighborhood.</p> <p>Anthony Olubiyi asked in the chat: Is the FEM open to the public yet? Is there a timeline for opening? Geoffrea Morris (Project Consultant for BVHP Multipurpose Senior Services) responded: It is not open to the public yet. We will have more feedback in the January FSTF meeting.</p>	
<p>8. Applications for FSTF membership submitted by Jade Quizon, Austin Dalmasso, Earl Barbee Campbell</p>	<p>Cissie Bonini (EatSF/Vouchers4Veggies) stated: We put out a request for applications and have received 3. Two of the applicants were present and asked to speak about their application. The third applicant was not able to stay for the entire meeting.</p> <p>Jade Quizon (API Council): Thank you for considering me to join the task force. My personal connection to the city is that I was born and raised here, and I have a deep loyalty to the city and all residents. I am committed to making sure everyone thrives and needs are met. There should be representation for conversations and solutions. API Council is 55 members strong, the largest in the city. Our members provide a full range of health services, and we reach many residents in SF. We have a strong fleet of organizations in our council and close ties to our community.</p> <p>Earl Barbee Campbell (Glide Meals Program): I am a program manager at Glide, working on food insecurity and access right now. In our meals program we serve the community</p>	<p>All nominations will be forwarded to the Clerk of the Board.</p>

in need, and I'd like to affect change in a way more than just serving meals. I feel I can contribute my experiences in Glide and research. We've been preparing 5000 bags of food 1,500 meals to serve a day. I'd partner my experience with community to policy and action. I appreciate the time and am always looking to help the community in any way we can.

Austin Dalmasso has applied and was on the meeting earlier but had to leave early. He works with the Tenderloin Neighborhood Development Corporation (TNDC) as part of the Healthy Retail team and have become intimately connected with the Tenderloin neighborhood and its issues.

**FSTF Member Questions:**

Chester Williams (Community Living Campaign): To all the applicants, given your background and experiences, what do you feel you can bring to the task force that will enhance your community and other communities across the city?

Jade Quizon (API Council) responded to the question: Part of what we're doing in this work is new to the API council. We are working to understand where the API council can fit into the SF food eco-system. I interned for the Food Security Task Force under Paula Jones and interviewed Food Policy Councils across the country and discussed policies at multiple levels with leaders across the county. I performed a landscape analysis of food access in the API council and I'm continuing to do more mapping to find all the food programs throughout the city.

Earl Barbee Campbell (Glide) responded to the question: A lot of my experience I bring with me to contribute will be from working at Glide on a daily basis. I am among community members every day to find out what people really need. Reducing these problems starts with hearing from the community what solutions that should be tried. I have a background in research on food insecurity and infrastructure to help get to the root of the problem. I'm here to serve.

Michelle Kim (DCYF) shared the following: I appreciate all candidates for putting themselves out there and hearing the different viewpoints. I have no questions for Jade



	<p>Quizon since I remember who you are. A question for later: The applicants said they didn't live in the city, but they check marked that they did. Do we need to follow up with Austin D? My question for Earl Barbee Campbell: How did you learn about the FSTF? I noticed you've never been to a meeting.</p> <p>Earl Barbee Campbell (Glide): I graduated about 4 months ago, and in October I was forwarded an email from Paula Jones about the task force by my director. This is my first time being exposed to the FSTF through work though as there were conflicts in coming to prior meetings. I have asked Paula Jones to share more about the position expectations. I will only continue If I feel I can commit.</p> <p><b>Public Comments: N/A</b></p> <p><b>Voting:</b></p> <p>Paula Jones (SFDPH- Food Security): In accordance with our ordinance, the FSTF will vote to nominate each applicant to the BOS. The nominations will be forwarded to the BOS Rules Committee for their consideration.</p> <p>FSTF Member Votes for Jade Quizon: Yes: 12 Abstentions: 0  FSTF Member Votes for Earl Campbell Barbee: Yes: 11 Abstentions: 0  FSTF Member Votes for Austin Dalmasso's: Yes: 8 Abstentions: 1</p> <p>Paula Jones (SFDPH – Food Security): All applications received a majority of the votes so I will be forwarding these applications to the BOS. Thank you for everybody for your patience and working with us.</p> <p>Paula Jones (SFDPH – Food Security): In our last vote for Austin Dalmasso, we had a majority of FSTF members present vote yes, so, we will forward his application to the Board of Supervisors (BOS). Cissie Bonini (EatSF/Vouchers4Veggies) then asked: Can we ask Austin Dalmasso to present in the next meeting? Paula Jones (SFDPH – Food Security) responded: Yes.</p>	
--	--	--

<p>9. Discussion on FSTF 2023 Recommendations, Cissie Bonini (Chair - Vouchers 4 Veggies/EatSF)</p>	<p>Cissie Bonini (EatSF/Vouchers4Veggies) shared updates from last meeting and gave thanks to Meredith Terrell and other FSTF members for helping write up the recommendations.</p> <p>Quick Review of Process: We're presenting in this meeting the final graphic design will be disseminated in January.</p> <p>2023 Recommendations Overview: Actionable Recommendations table not able to fit into this final document but can be a supplemental document. FSTF team is still flushing out the details of that table in meetings.</p> <p>Current Landscape Items: Documents are coming along; some data we're using are: RAPID survey (DCYF &amp; Stanford) • Food Bank, SNAP, WIC, SFUSD (20% increase) Observed from data: • People of color disproportionately impacted by food insecurity • Middle class &amp; food insecurity • Food insufficiency rates among families with children.</p> <p>The 2022 FSTF recommendations will be incorporated into 5-7 themes and next steps. 2022 Local Recommendations: There will be small tweaks, but the FSTF will be moving forward with the listed recommendations. There is often overlapped of opportunities and needs so we will incorporate into 5-7 major themes/priorities. May have an actionable item chart for BOS. Additional details can be found on the PowerPoint.</p> <ol style="list-style-type: none"> <li>1. Support funding structures that promote a holistic approach to food and nutrition security in San Francisco.</li> <li>2. Eliminate barriers and invest strategically in neighborhoods where structural racism and disinvestment have led to low access to healthy and culturally relevant food.</li> <li>3. Increase coordination of local governments' programs and policies related to food systems.</li> <li>4. Elevate the community's voice and participation in the development and implementation of food policy.</li> <li>5. Engage the Health and Housing Sectors around Food Security</li> <li>6. Other: Working on incorporating bullet points in the above 5 groups</li> </ol>	<p>Please share pictures that we can use to Paula Jones</p>
---	---	---

	<p>It is to be noted that the 2022 State and Federal Recommendations will not be included in the 2023 Recommendations PDF, but the task force may consider adding it as a supplemental document.</p> <p>Anne Quaintance (Conard House) asked: I see why you're not including state and federal recommendations. I just thought I would mention that the government level discussion is concerned about the upcoming recession and CalAIMMedi-Cal. Meredith Terrell (FSTF Member): It's not called out here but both CalAIM and Medical programs are called out under the threats section. Anne Quaintance (Conard House): That's fine but I hear people are looking for state interventions this time around so I thought it would be beneficial to call out today.</p> <p>Raegan Sales (Children's Council of SF): I would still like to have a version of the federal and state recommendations to refer to. Children's Council doesn't have a direct line to the Board of Supervisors for advocacy on state and federal policy. We have to go through the Mayor's Office or city departments. Since non-profits don't have a direct line to the BOS for federal advocacy, it's helpful to have that information/recommendation officially documented by the FSTF as a reference. Cissie Bonini (EatSF/Vouchers4Veggies) responded: Is it ok if it's a separate document? Raegan Sales (Children's Council of SF): Yes. Condensing the local recommendations makes sense to me.</p> <p>Cissie Bonini (EatSF/Vouchers4Veggies): Please let us know if you have photos that you want us to include. Please send photos to Paula Jones ASAP. Geoffrey Grief (SF Recovery Theatre): What kind of photos do you want? Paula Jones (SFDPH – Food Security): Design is always tricky with photos as we can't have other orgs logos in them; we want 1-2 photos that are reflective of the SF community. We understand that is a lot of work. Geoffrey Grier (SF Recovery Theatre) responded: I'll send some photos for your review. Raegan Sales (Children's Council of SF) asked: Is there a process for photo release? Paula Jones (SFDPH – Food Security) responded: We assume we have already been given full release from their organizations to use the photos sent to us.</p> <p>Michelle Kim (DCFY): There's speculation on if we can share photos. I'm not sure if each non-profit has a communications team but it is important to check if there are photo</p>	
--	--	--

	<p>release forms on file with your organization’s HR team. What is the deadline for these photos? Paula Jones (SFDPH – Food Security) responded: Please send me the photos ASAP.</p> <p>Paula Jones (SFDPH – Food Security) Presented Suggestions for “Looks &amp;Feel”:</p> <ul style="list-style-type: none"> <li>• Layout 1<sup>st</sup> Option: Simple to read, calling out data that tells a story, and having a spot for resident voices.</li> <li>• Layout 2<sup>nd</sup> Option: Space for call outs, not a lot of unnecessary graphics, food</li> <li>• Cover 1: Red Golden Gate Bridge</li> <li>• Cover 2: Blue Golden Gate Bridge</li> </ul> <p>Raegan Sales (Children’s Council of SF) commented: The cover 2 with the blue Golden Gate Bridge background looks like dark times, ominous. Jeimil Belamide (HSA) shared in the chat: I agree with Raegan. Geoffrey Grier (SF Recovery Theatre) shared in the chat: Show me more color.</p> <p>Paula Jones (SFDPH – Food Security) responded to feedback: We will go for the more colorful palette.</p> <p>Cissie Bonini (EatSF/Vouchers4Veggies) added: With regards to the timeline for those folks working in city departments, we will start to set up times for meetings with your representatives. We will be setting up a time after the first week of January. If FSTF members want to get on their calendars now it would be incredibly helpful.</p> <p>Hannah Smith (SFUSD) added to the chat: I’m sorry if I missed this, is there a draft of the recommendations to review? Cissie Bonini (EatSF/Vouchers4Veggies) responded: Hannah Smith, we will get back to you.</p> <p><b>Public Comment: N/A</b></p>	
<p>10. Food Security Task Force member updates</p>	<p>Jeimil Belamide (HSA):</p> <ul style="list-style-type: none"> <li>• CalFresh Updates <ul style="list-style-type: none"> <li>○ SF CalFresh Caseload increased since September</li> <li>○ 73,349 households</li> <li>○ 100,894 individuals</li> </ul> </li> </ul>	<p>As stated.</p>

	<ul style="list-style-type: none"> <li>● CF Policy Updates <ul style="list-style-type: none"> <li>○ The CalFresh Emergency Allotment gives extra CalFresh benefits up to the maximum CalFresh benefit amount for their household size, it was approved for December and will be available on EBT cards in mid-January 2023. The month-to-month approval of these extra benefits is related to the existing COVID19 public health emergency declaration by the federal government. Upon declaration that the COVID 19 public health emergency is over, it is likely the approval of the Emergency Allotment supplement will cease. We are monitoring as it will impact people’s food purchasing power.</li> <li>○ CalFresh Administrative Waivers related to the COVID19 public health emergency that allows counties to waive the interview requirement of CalFresh applications and recertification is set to expire on 12/31/2022. Colleagues at state level, The California Department of Social Services (CDSS), is currently in the process of submitting an application to the federal government for extension of that waiver beyond the 12/31/2022 expiration date.</li> </ul> </li> <li>● Paula Jones (SFDPH – Food Security): It seems like California’s decision to end the emergency in the new year will impact the emergency allotments. Jeimil Belamide (HSA) responded: This is something the federal government controls; I’m not sure how the state’s decision will affect this. We are awaiting communication from CDSS.</li> <li>● Cissie Bonini (EatSF/Vouchers4Veggies): It would be helpful to know who is most impacted by this anticipated change. We’re trying to figure out how to communicate this information to our communities. Isn’t WIC waiting on the approval? Priti Rane (SFDPH – WIC) responded: Our increased amount allotted for food and vegetables end on December 16, 2022. We hope it will be extended for at least another 6-months, but it is a frustrating experience.</li> </ul> <p>Raegan Sales (Children’s Council of SF): We have received a small grant to implement the FSTF screener in some of our intake processes. We’re transitioning into childcare food boxes that they serve in-care. This is a new realm for Childrens Council. We are looking to work with food hubs, local farms, or CSA programs to provide regular produce delivery to about 20 sites. Please shoot me an email if interested. We are</p>	
--	--	--

	trying to solidify a partnership quickly to get started in February 2023. Paula Jones (SFDPH – Food Security) responded: I'll send you an email with some ideas.	
11. Adjournment	Meeting concluded at 3:28pm	None.

# ***GENDER ANALYSIS OF COMMISSIONS AND BOARDS***

---



City and County of San Francisco  
London N. Breed  
Mayor

Department on the Status of Women  
Emily M. Murase, PhD  
Director



## Acknowledgements

---

The data collection and analysis for this report was conducted by Public Policy Fellow Diana McCaffrey with support from Policy and Projects Director Elizabeth Newman, Associate Director Carol Sacco, and Director Emily Murase, PhD, at the San Francisco Department on the Status of Women.

The San Francisco Department on the Status of Women would like to thank the various policy body members, Commission secretaries, and department staff who graciously assisted in collecting demographic data and providing information about their respective policy bodies.

### **San Francisco Commission on the Status of Women**

President Debbie Mesloh

Vice President Breanna Zwart

Commissioner Shokooh Miry

Commissioner Carrie Schwab-Pomerantz

Commissioner Andrea Shorter

Commissioner Julie D. Soo

Emily M. Murase, PhD, Director  
Department on the Status of Women

This report is available at the San Francisco Department on the Status of Women website, <https://sfgov.org/dosw/gender-analysis-reports>.



# Contents

---

Table of Figures .....	3
Executive Summary.....	4
I. Introduction .....	7
II. Gender Analysis Findings .....	8
A. Gender .....	8
B. Race and Ethnicity.....	11
C. Race and Ethnicity by Gender .....	14
D. LGBTQ Identity.....	16
E. Disability Status.....	16
F. Veteran Status.....	17
G. Policy Bodies by Budget.....	18
H. Comparison of Advisory Body and Commission and Board Demographics .....	19
I. Demographics of Mayoral, Supervisorial, and Total Appointees .....	20
III. Conclusion.....	21
IV. Methodology and Limitations.....	23
Appendix .....	24

## Table of Figures

---

Figure 1: Summary Data of Policy Body Demographics, 2019.....	8
Figure 2: 10-Year Comparison of Representation of Women on Policy Bodies .....	8
Figure 3: Commissions and Boards with Highest Percentages of Women, 2019 Compared to 2017, 2015..	9
.....	9
Figure 4: Commissions and Boards with Lowest Percentage of Women, 2019 Compared to 2017, 2015..	10
.....	10
Figure 5: Advisory Bodies with the Highest and Lowest Percentage of Women, 2019.....	10
Figure 6: 10-Year Comparison of People of Color’s Representation of Policy Bodies.....	11
Figure 7: Race and Ethnicity of Appointees Compared to San Francisco Population, 2019.....	12
Figure 8: Commissions and Boards with Highest Percentage of People of Color, 2019 Compared to 2017, 2015 .....	12
Figure 9: Commissions and Boards with Lowest Percentage of People of Color, 2019 Compared to 2017, 2015 .....	13
Figure 10: Advisory Bodies with the Highest and Lowest Percentage of People of Color, 2019.....	14
Figure 11: 10-Year Comparison of Representation of Women of Color on Policy Bodies.....	14
Figure 12: Appointees by Race/Ethnicity and Gender, 2019 .....	15
Figure 13: San Francisco Population by Race/Ethnicity, 2019 .....	15
Figure 14: LGBTQ Identity of Appointees, 2019 .....	16
Figure 15: LGBTQ Population of Appointees, 2019 .....	16
Figure 16: San Francisco Adult Population with a Disability by Gender, 2017 .....	17
Figure 17: Appointees with One or More Disabilities by Gender, 2019 .....	17
Figure 18: San Francisco Adult Population with Military Service by Gender, 2017.....	17
Figure 19: Appointees with Military Service, 2019.....	17
Figure 20: Percent of Women, Women of Color, and People of Color on Commissions and Boards with Largest and Smallest Budgets in Fiscal Year 2018-2019 .....	18
Figure 21: Demographics of Commissions and Boards with Largest Budgets, 2019 .....	19
Figure 22: Demographics of Commissions and Boards with Smallest Budgets, 2019 .....	19
Figure 23: Demographics of Appointees on Commission and Boards and Advisory Bodies, 2019 .....	20
Figure 24: Demographics of Mayoral, Supervisorial, and Total Appointees, 2019 .....	20
Figure 25: Policy Body Demographics, 2019.....	24
Figure 26: San Francisco Population Estimates by Race/Ethnicity, 2017 .....	26
Figure 27: San Francisco Population Estimates by Race/Ethnicity and Gender, 2017 .....	26

## Executive Summary

---

In 2008, San Francisco voters overwhelmingly approved a City Charter Amendment (section 4.101) establishing as City policy for the membership of Commissions and Boards to reflect the diversity of San Francisco’s population, and that appointing officials be urged to support the nomination, appointment, and confirmation of these candidates. Additionally, it requires the San Francisco Department on the Status of Women to conduct and publish a gender analysis of Commissions and Boards every two years.

The *2019 Gender Analysis of Commissions and Boards* includes more policy bodies such as task forces, committees, and advisory bodies, than previous analyses, which were limited to Commissions and Boards. Data was collected from 84 policy bodies and from a total of 741 members mostly appointed by the Mayor and Board of Supervisors. These policy bodies fall under two categories designated by the San Francisco Office of the City Attorney.<sup>1</sup> The first category, referred to as “Commissions and Boards,” are policy bodies with decision-making authority and whose members are required to submit financial disclosures to the Ethics Commission. The second category, referred to as “Advisory Bodies,” are policy bodies with advisory function whose members do *not* submit financial disclosures to the Ethics Commission. This report examines policy bodies and appointees both comprehensively as a whole and separately by the two categories.

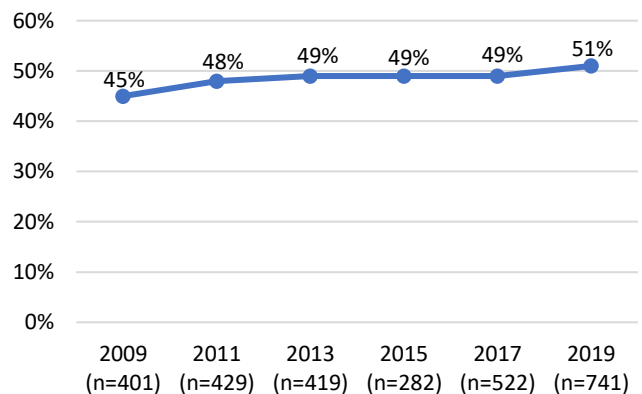
The *2019 Gender Analysis* evaluates the representation of women; people of color; lesbian, gay, bisexual, transgender, queer, and questioning (LGBTQ) individuals; people with disabilities; and veterans on San Francisco policy bodies.

### Key Findings

#### Gender

- Women’s representation on policy bodies is 51%, slightly above parity with the San Francisco female population of 49%.
- Since 2009, there has been a small but steady increase in the representation of women on San Francisco policy bodies.

#### 10-Year Comparison of Representation of Women on Policy Bodies



Source: SF DOSW Data Collection & Analysis.

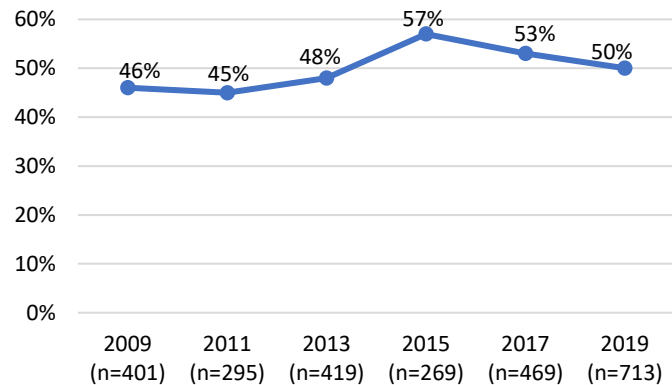
---

<sup>1</sup> “List of City Boards, Commissions, and Advisory Bodies Created by Charter, Ordinance, or Statute,” Office of the City Attorney, <https://www.sfcityattorney.org/wp-content/uploads/2016/01/Commission-List-08252017.pdf>, (August 25, 2017).

## Race and Ethnicity

- People of color are underrepresented on policy bodies compared to the population. Although people of color comprise 62% of San Francisco’s population, just 50% of appointees identify as a race other than white.
- While the overall representation of people of color has increased between 2009 and 2019, as the Department collected data on more appointees, the representation of people of color has decreased over the last few years. The percentage of appointees of color decreased from 53% in 2017 to 49% in 2019.
- As found in previous reports, Latinx and Asian groups are underrepresented on San Francisco policy bodies compared to the population. Latinx individuals are 14% of the population but make up only 8% of appointees. Asian individuals are 31% of the population but make up only 18% of appointees.

**10-Year Comparison of Representation of People of Color on Policy Bodies**

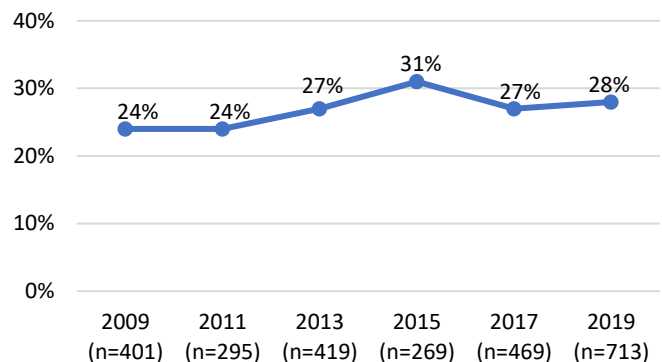


Source: SF DOSW Data Collection & Analysis.

## Race and Ethnicity by Gender

- On the whole, women of color are 32% of the San Francisco population, and 28% of appointees. Although still below parity, 28% is a slight increase compared to 2017, which showed 27% women of color appointees.
- Meanwhile, men of color are underrepresented at 21% of appointees compared to 31% of the San Francisco population.
- Both White women and men are overrepresented on San Francisco policy bodies. White women are 23% of appointees compared to 17% of the San Francisco population. White men are 26% of appointees compared to 20% of the population.
- Black and African American women and men are well-represented on San Francisco policy bodies. Black women are 9% of appointees compared to 2.4% of the population, and Black men are 5% of appointees compared to 2.5% of the population.
- Latinx women are 7% of the San Francisco population but 3% of appointees, and Latinx men are 7% of the population but 5% of appointees.
- Asian women are 17% of the San Francisco population but 11% of appointees, and Asian men are 15% of the population but just 7% of appointees.

**10-Year Comparison of Representation of Women of Color on Policy Bodies**



Source: SF DOSW Data Collection & Analysis.

### Additional Demographics

- Out of the 74% of appointees who responded to the survey question on LGBTQ identity, 19% identify as lesbian, gay, bisexual, transgender, nonbinary, queer, or questioning, and 81% of appointees identify as straight/heterosexual.
- Out of the 70% of appointees who responded to the question on disability, 11% identify as having one or more disabilities, which is just below the 12% of the adult population with a disability in San Francisco.
- Out of the 67% of appointees who responded to the question on veteran status, 7% have served in the military compared to 3% of the San Francisco population.

### Proxies for Influence: Budget & Authority

- Although women are half of all appointees, those Commissions and Boards with the largest budgets have fewer women and especially fewer women of color. Meanwhile, women exceed representation on Boards and Commissions with the smallest budgets and women of color reach parity with the population on the smallest budgeted Commissions and Boards.
- Although still underrepresented relative to the San Francisco population, there is a larger percentage of people of color on Commissions and Boards with both the largest and smallest budgets compared to overall appointees.
- The percentage of total women is greater on Advisory Bodies than Commissions and Boards. Women are 54% of appointees on Advisory Bodies and 48% of appointees on Commissions and Boards. However, the percentages of people of color and women of color on Commissions and Boards exceed the percentages of people of color and women of color on Advisory Bodies.

### Appointing Authorities

- Mayoral appointments include 55% women, 52% people of color, and 30% women of color, which is more diverse by gender and race compared to both Supervisorial appointments and total appointments.

### Demographics of Appointees Compared to the San Francisco Population

	Women	People of Color	Women of Color	LGBTQ	Disability Status	Veteran Status
San Francisco Population	49%	62%	32%	6%-15%*	12%	3%
Total Appointees	51%	50%	28%	19%	11%	7%
10 Largest Budgeted Commissions & Boards	41%	55%	23%			
10 Smallest Budgeted Commissions & Boards	52%	54%	32%			
Commissions and Boards	48%	52%	30%			
Advisory Bodies	54%	49%	28%			

Sources: 2017 American Community Survey 5-Year Estimates, SF DOSW Data Collection & Analysis, 2019, \*Note: Estimates vary by source. See page 16 for a detailed breakdown.

## I. Introduction

---

Inspired by the 4th UN World Conference on Women in Beijing, San Francisco became the first city in the world to adopt a local ordinance reflecting the principles of the U.N. Convention on the Elimination of All Forms of Discrimination (CEDAW), an international bill of rights for women. The CEDAW Ordinance was passed unanimously by the San Francisco Board of Supervisors and signed into law by Mayor Willie L. Brown, Jr. on April 13, 1998.<sup>2</sup> In 2002, the CEDAW Ordinance was revised to address the intersection of race and gender and incorporate reference to the UN Convention on the Elimination of all Forms of Race Discrimination. The Ordinance requires City Government to take proactive steps to ensure gender equity and specifies “gender analysis” as a preventive tool to identify and address discrimination. Since 1998, the Department on the Status of Women has employed this tool to analyze the operations of 10 City Departments using a gender lens.

In 2007, the Department on the Status of Women conducted the first gender analysis to evaluate the number of women appointed to City Commissions and Boards. The findings of this analysis informed a City Charter Amendment developed by the Board of Supervisors for the June 2008 Election. This City Charter Amendment (Section 4.101) was overwhelmingly approved by voters and made it city policy that:

- The membership of Commissions and Boards are to reflect the diversity of San Francisco’s population,
- Appointing officials are to be urged to support the nomination, appointment, and confirmation of these candidates, and
- The Department on the Status of Women is required to conduct and publish a gender analysis of Commissions and Boards every 2 years.

The *2019 Gender Analysis* examines the representation of women; people of color; lesbian, gay, bisexual, transgender, queer, and questioning (LGBTQ) individuals; people with disabilities; and veterans on San Francisco policy bodies primarily appointed by the Mayor and the Board of Supervisors. This year’s analysis included more outreach to policy bodies as compared to previous analyses that were limited to Commissions and Boards. As a result, more appointees were included in the data collection and analysis than even before. These policy bodies fall under two categories designated by the San Francisco Office of the City Attorney. The first category, referred to as “Commissions and Boards,” are policy bodies with decision-making authority and whose members are required to submit financial disclosures to the Ethics Commission, and the second category, referred to as “Advisory Bodies,” are policy bodies with advisory function whose members do not submit financial disclosures to the Ethics Commission. A detailed description of methodology and limitations can be found at the end of this report on page 23.

---

<sup>2</sup> San Francisco Administrative Code Chapter 33.A.  
[http://library.amlegal.com/nxt/gateway.dll/California/administrative/chapter33alocalimplementationoftheunited?f=templates\\$fn=default.htm\\$3.0\\$vid=amlegal:sanfrancisco\\_ca\\$anc=JD\\_Chapter33A](http://library.amlegal.com/nxt/gateway.dll/California/administrative/chapter33alocalimplementationoftheunited?f=templates$fn=default.htm$3.0$vid=amlegal:sanfrancisco_ca$anc=JD_Chapter33A).

## II. Gender Analysis Findings

Many aspects of San Francisco’s diversity are reflected in the overall population of appointees on San Francisco policy bodies. The analysis includes 84 policy bodies, of which 823 of the 887 seats are filled leaving 7% vacant. As outlined below in the summary chart, slightly more than half of appointees are women, half of appointees are people of color, 28% are women of color, 19% are LGBTQ, 11% have a disability, and 7% are veterans.

**Figure 1: Summary Data of Policy Body Demographics, 2019**

Appointee Demographics	Percentage of Appointees
Women (n=741)	51%
People of Color (n=706)	50%
Women of Color (n=706)	28%
LGBTQ Identified (n=548)	19%
People with Disabilities (n=516)	11%
Veteran Status (n=494)	7%

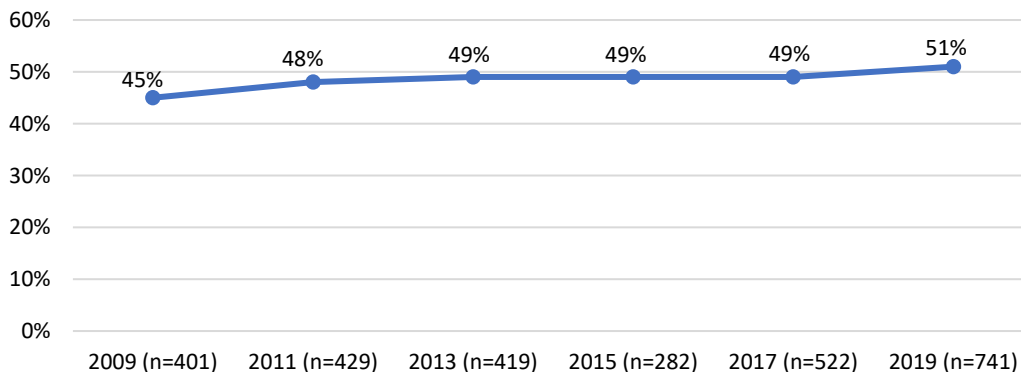
Source: SF DOSW Data Collection & Analysis.

However, further analysis reveals underrepresentation of particular groups. Subsequent sections present comprehensive data analysis providing comparison to previous years, detailing the variables of gender, race/ethnicity, LGBTQ identity, disability, veteran status, and policy body characteristics of budget size, decision-making authority, and appointment authority.

### A. Gender

On San Francisco policy bodies, 51% of appointees identify as women, which is slightly above parity compared to the San Francisco female population of 49%. The representation of women remained stable at 49% from 2013 until 2017. This year, the representation of women increased by 2 percentage points, which could be partly due to the larger sample size used in this year’s analysis compared to previous years. A 10-year comparison shows that the representation of women appointees has gradually increased since 2009 by a total of six percentage points.

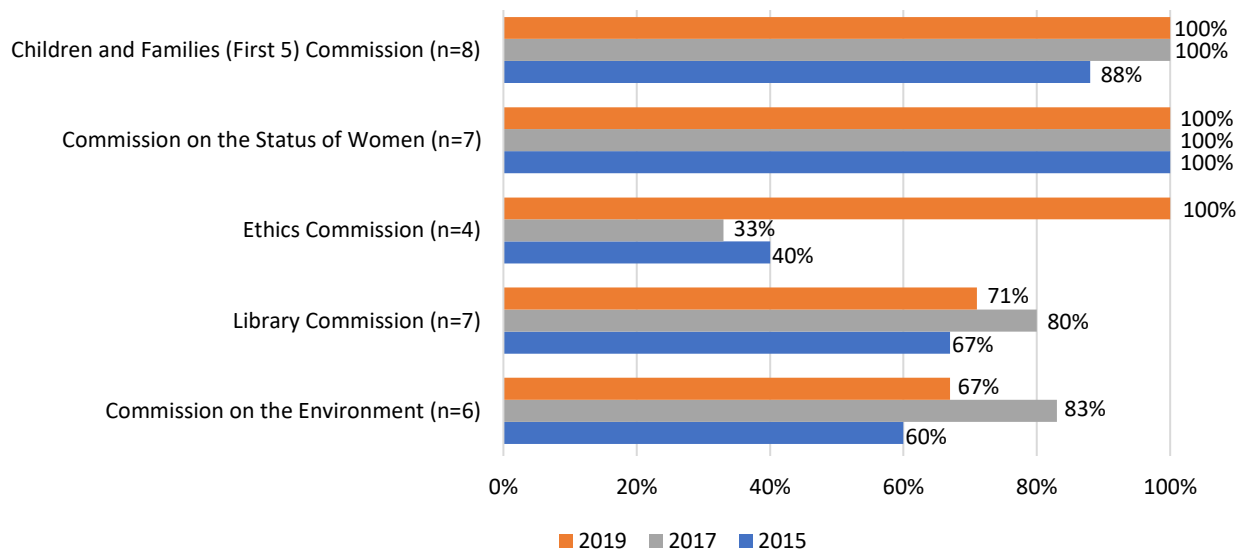
**Figure 2: 10-Year Comparison of Representation of Women on Policy Bodies**



Source: SF DOSW Data Collection & Analysis.

Figures 3 and 4 analyze Commissions and Boards. Figure 3 showcases the five Commissions and Boards with the highest representation of women appointees as compared to 2015 and 2013. The Children and Families (First Five) Commission and the Commission on the Status of Women are currently comprised of all women appointees. This finding has been consistent for the Commission on the Status of Women in 2015 and 2017. While the Ethics Commission has 100% women appointees, much more than 2015 and 2017, its small size of five appointees means that minimal changes in its demographic composition greatly impacts percentages. This is also the case for other policy bodies with a small number of members. The Library Commission and the Commission on the Environment are fourth and fifth on the list at 71% and 67% women, respectively, with long standing female majorities on each.

**Figure 3: Commissions and Boards with Highest Percentages of Women, 2019 Compared to 2017, 2015**

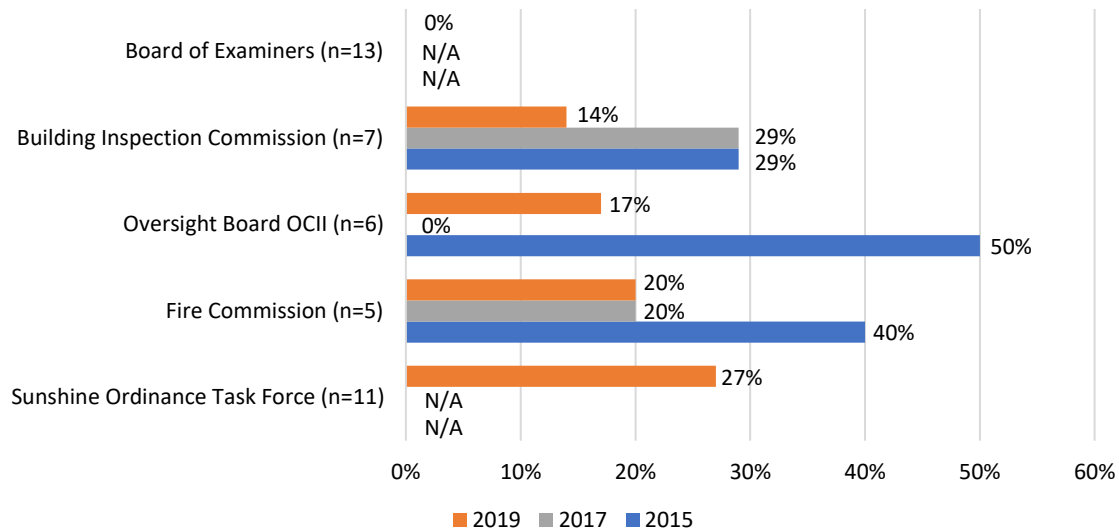


Source: SF DOSW Data Collection & Analysis.

Out of the Commissions and Boards in this section, 23 have 40% or less women. The five Commissions and Boards with the lowest representation of women are displayed in Figure 4. The lowest percentage is found on the Board of Examiners where currently *none* of the 13 appointees are women. Unfortunately, demographic data is unavailable for the Board of Examiners for 2017 and 2015. Next is the Building Inspection Commission at 14%, which is a decrease of female representation compared to 2017 and 2015. The Oversight Board of Community Investment and Infrastructure, Fire Commission, and Sunshine Ordinance Task Force also have some of the lowest percentages of women at 17%, 20%, and 27%, respectively. Unfortunately, the Sunshine Ordinance Task Force did not participate in previous analyses and therefore demographics data is unavailable for 2017 and 2015.



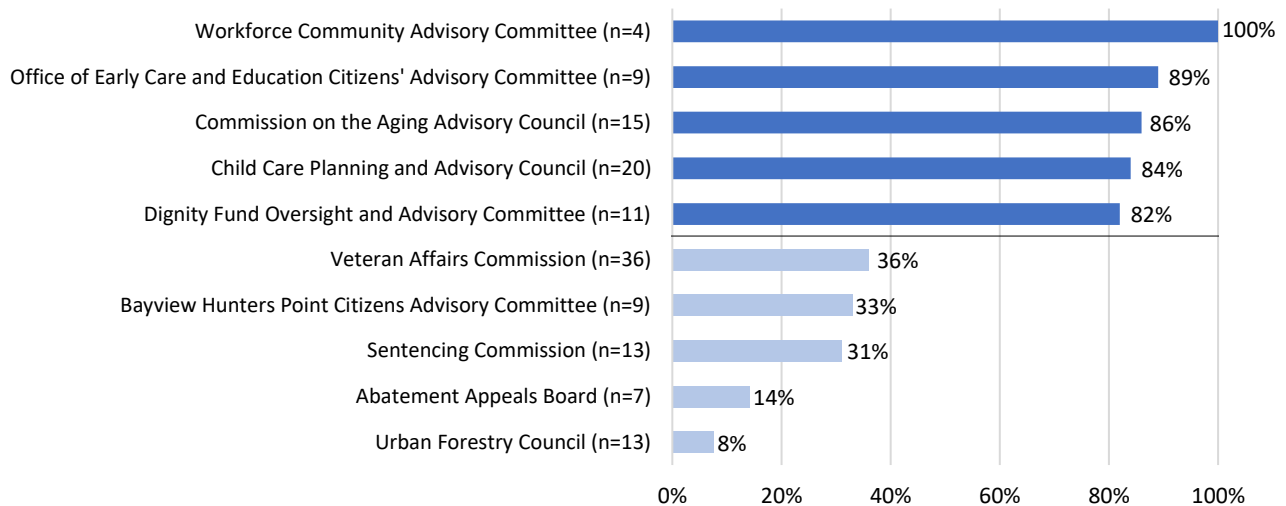
**Figure 4: Commissions and Boards with Lowest Percentage of Women, 2019 Compared to 2017, 2015**



Source: SF DOSW Data Collection & Analysis.

In addition to Commissions and Boards, Advisory Bodies were examined for the highest and lowest percentages of women. This is the first year such bodies have been included, thus comparison to previous years is unavailable. Figure 9 below displays the five Advisory Bodies with the highest and the five with the lowest representations of women. The Workforce Community Advisory Committees has the greatest representation of women at 100%, followed by the Office of Early Care and Education Citizen’s Advisory Committee at 89%. The Advisory Bodies with the lowest percentage of women are the Urban Forestry Council at 8% of the 13-member body and the Abatement Appeals Board at 14% of the 7-member body.

**Figure 5: Advisory Bodies with the Highest and Lowest Percentage of Women, 2019**

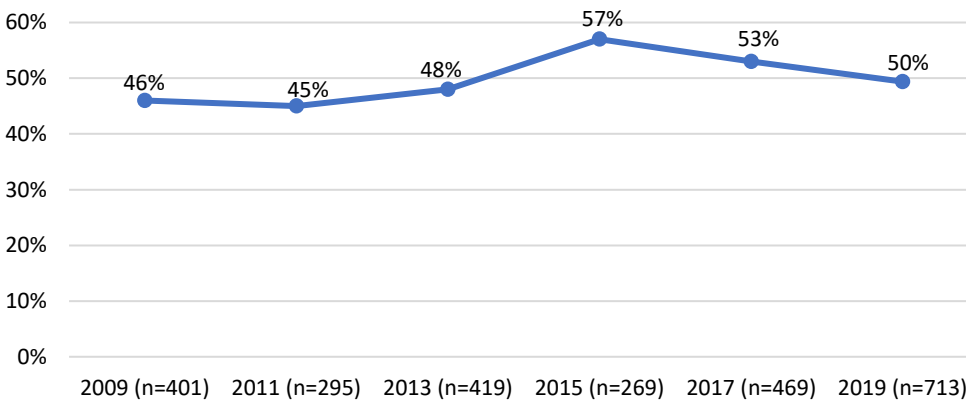


Source: SF DOSW Data Collection & Analysis.

## B. Race and Ethnicity

Data on racial and ethnic identity was collected for 706, or 95%, of the 741 surveyed appointees. Although half of appointees identify as a race or ethnicity other than white or Caucasian, people of color are still underrepresented compared to the San Francisco population of 62%. The representation of people of color has increased since 2009 but has decreased following 2015. The number of appointees analyzed increased substantially in 2017 and 2019 compared to 2015, and these larger data samples have coincided with smaller percentages of people of color. The percentage decrease following 2017 could be partially due to the inclusion of more policy and advisory bodies, as the representation of people of color on Commissions and Boards dropped only slightly from 53% in 2017 to 52% in 2019.

**Figure 6: 10-Year Comparison of Representation of People of Color on Policy Bodies**



Source: SF DOSW Data Collection & Analysis.

The racial and ethnic breakdown of policy body members compared to the San Francisco population is shown in Figure 7. This analysis reveals underrepresentation and overrepresentation in San Francisco policy bodies for certain racial and ethnic groups. Half of all appointees are white, an overrepresentation by more than 10 percentage points. The Black and African American community is well represented on appointed policy bodies at 14% compared to 5% of the population of San Francisco. Characterizing this as an overrepresentation is inaccurate given the representation of Black or African American people on policy bodies has been consistent over the years while the San Francisco population has declined over the same period.<sup>3</sup> Furthermore, the most recent nationwide estimate for the Black or African American population is 13%, which is nearly equal to the 14% of Black or African American appointees present on San Francisco policy bodies.<sup>4</sup>

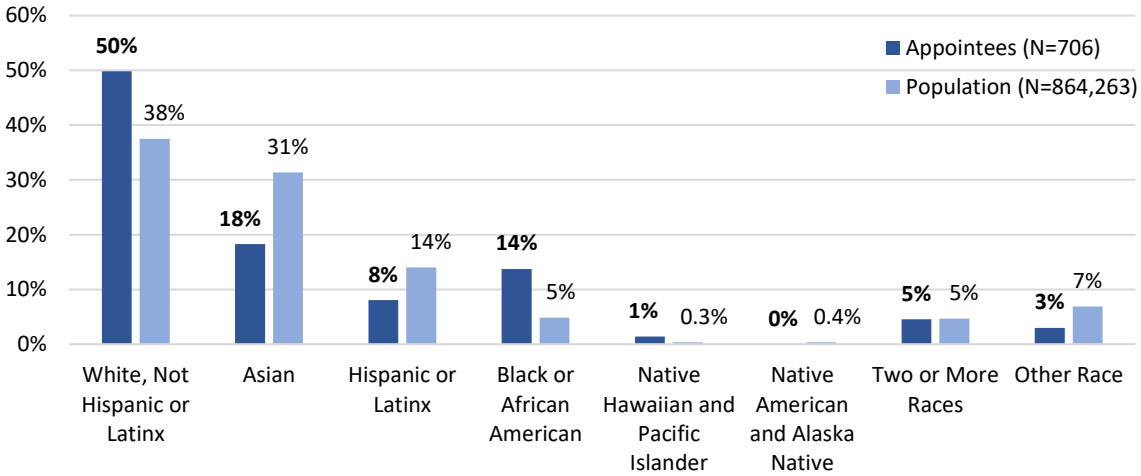
Considerably underrepresented racial and ethnic groups on San Francisco policy bodies compared to the San Francisco population are individuals who identify as Asian or Latinx. While Asians are 31% of the San Francisco population, they only make up 18% of appointees. While the Latinx population of San Francisco is 14%, only 8% of appointees are Latinx. Although there is a small population of Native

<sup>3</sup> Samir Gambhir and Stephen Menendian, "Racial Segregation in the Bay Area, Part 2," *Haas Institute for a Fair and Inclusive Society* (2018).

<sup>4</sup> US Census Bureau, 2018, Retrieved from <https://www.census.gov/quickfacts/fact/table/US/PST045218>.

Americans and Alaska Natives in San Francisco of 0.4%, none of the surveyed appointees identified themselves as such.

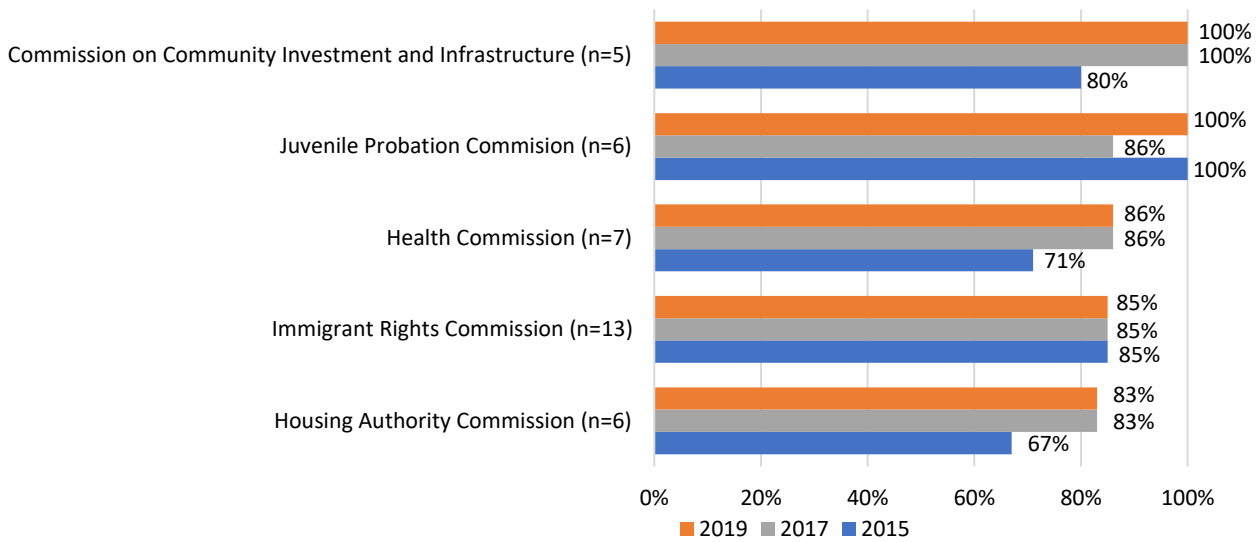
**Figure 7: Race and Ethnicity of Appointees Compared to San Francisco Population, 2019**



Sources: 2017 American Community Survey 5-Year Estimates, SF DOSW Data Collection & Analysis.

The next two graphs illustrate Commissions and Boards, and Advisory Bodies with the highest and lowest percentages of people of color. As shown in Figure 8, the Commission on Community Investment and Infrastructure remained at 100% from 2017, while the Juvenile Probation Commission has returned to 100% this year after a dip in 2017. Next is the Health Commission, Immigrant Rights Commission, and Housing Authority Commission at 86%, 85%, and 83%, respectively. Percentages of people of color on both the Health Commission and the Housing Authority Commission increased following 2015, and have remained consistent since 2017.

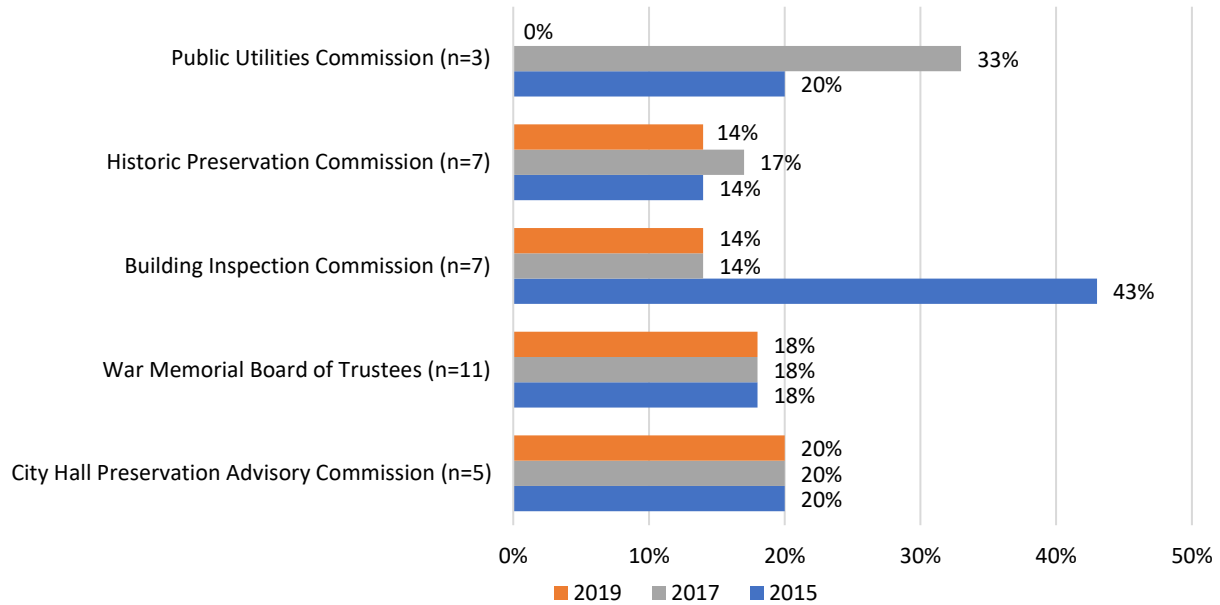
**Figure 8: Commissions and Boards with Highest Percentage of People of Color, 2019 Compared to 2017, 2015**



Source: SF DOSW Data Collection & Analysis.

There are 23 policy bodies that have 40% or less appointees who identified a racial and ethnic category other than white. Although the Public Utilities Commission has two vacancies, *none* of the current appointees identify as people of color. The Historic Preservation Commission and Building Inspection Commission are both at 14% representation for people of color. The Building Inspection Commission had a large drop from 43% in 2015, with the percentage of people of color decreasing to 14% in 2017 and remaining at this percent for 2019. Lastly, the War Memorial Board of Trustees and City Hall Preservation Advisory Commission have 18% and 20%, respectively.

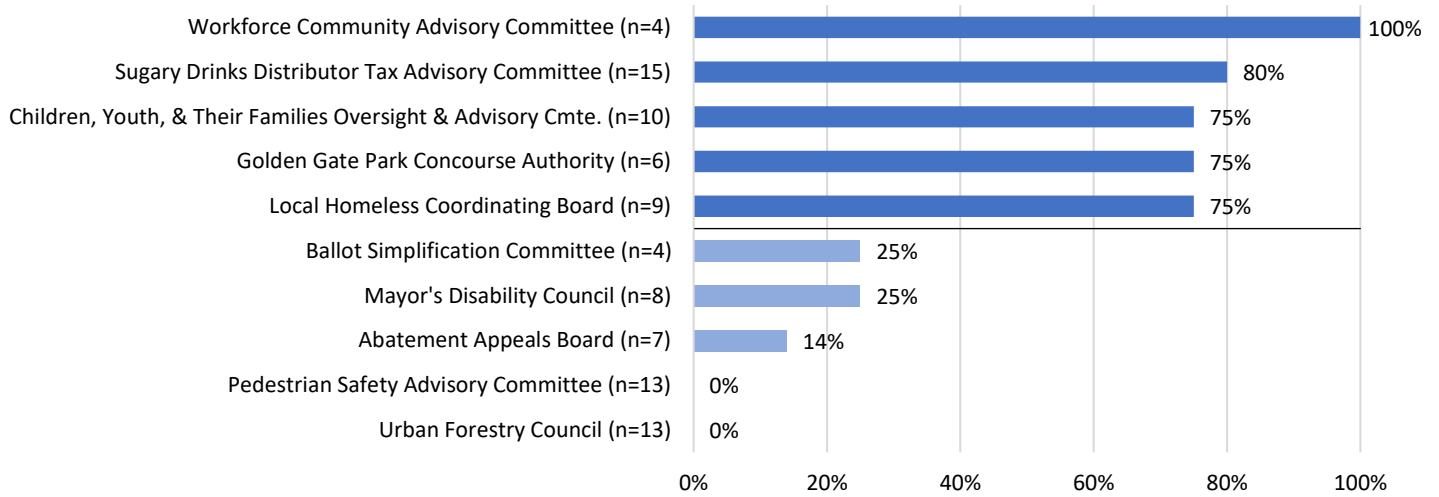
**Figure 9: Commissions and Boards with Lowest Percentage of People of Color, 2019 Compared to 2017, 2015**



Source: SF DOSW Data Collection & Analysis.

In addition to Commissions and Boards, Advisory Bodies were examined for the highest and lowest percentages of people of color. This is the first year such bodies have been included, thus comparison to previous years is unavailable. All members of the Workforce Community Advisory Committee are people of color. People of color comprise 80% of the Sugary Drinks Distributor Tax Advisory Committee, and 75% of appointees on the Children, Youth and Their Families Oversight and Advisory Committee, the Golden Gate Park Concourse Authority, and the Local Homeless Coordinating Board. Out of the five Advisory Bodies with the lowest representation of people of color, the Ballot Simplification Committee and the Mayor’s Disability Council have 25% appointees of color, and the Abatement Appeals Board has 14% appointees of color. The Urban Forestry and the Pedestrian Safety Advisory Committee have no people of color currently serving.

**Figure 10: Advisory Bodies with the Highest and Lowest Percentage of People of Color, 2019**

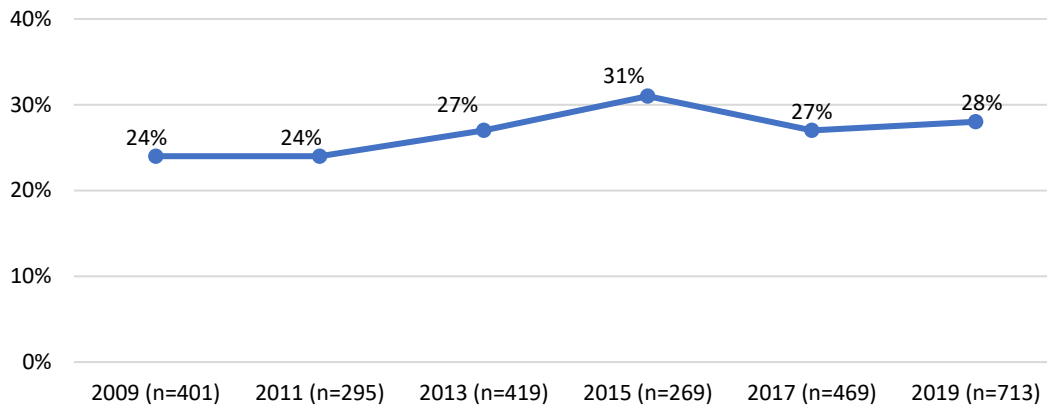


Source: SF DOSW Data Collection & Analysis.

### C. Race and Ethnicity by Gender

White men and women are overrepresented on San Francisco policy bodies, while Asian and Latinx men and women are underrepresented. While women of color continue to be underrepresented at 28% compared to the San Francisco population of 32%, this is a slight increase from 2017 which showed 27% women of color. Meanwhile, men of color are 21% of appointees compared to 31% of the San Francisco population.

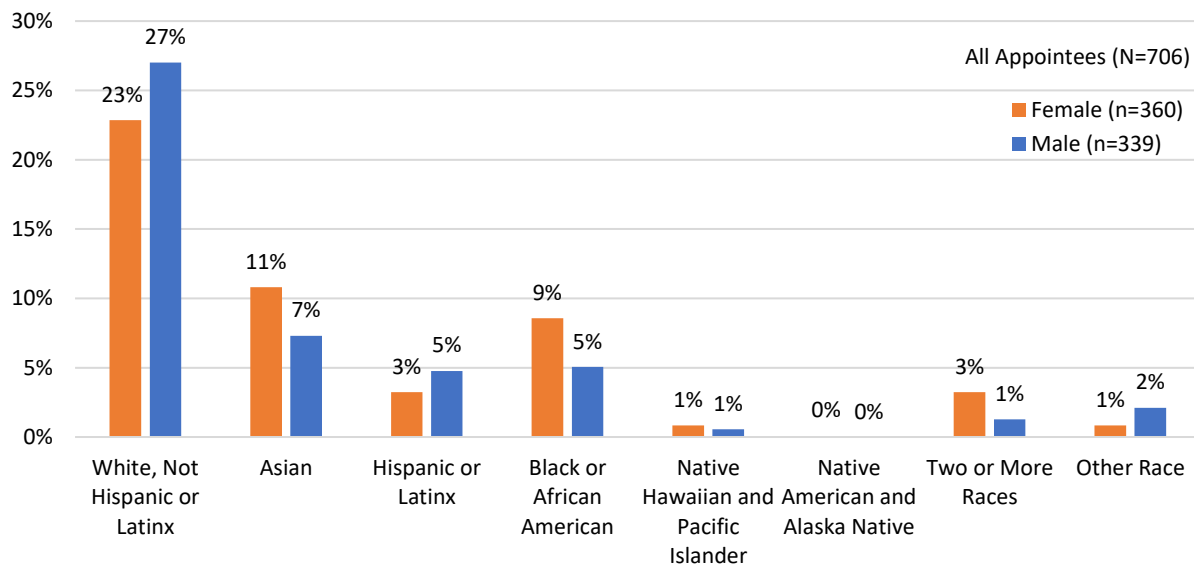
**Figure 11: 10-Year Comparison of Representation of Women of Color on Policy Bodies**



Source: SF DOSW Data Collection & Analysis.

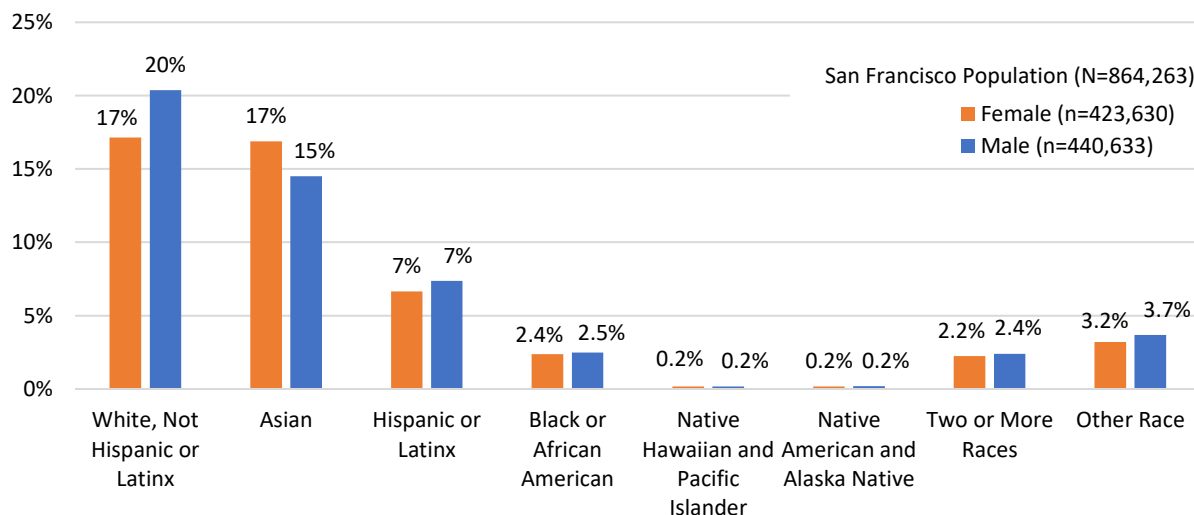
The following figures present the breakdown for appointees and the San Francisco population by race and ethnicity and gender. White men and women are overrepresented, holding 27% and 23% of appointments, respectively, compared to 20% and 17% of the population, respectively. Asian men and women are both greatly underrepresented with Asian women making up 11% of appointees compared to 17% of the population while Asian men comprise 7% of appointees and 15% of the population. Latinx men and women are also underrepresented, particularly Latinx women, who are 3% of appointees and 7% of the population, while Latinx men are 5% of appointees and 7% of the population. Black or African American men and women are well-represented with Black women comprising 9% of appointees and Black men comprising 5% of appointees. Pacific Islander men and women, and multiethnic women also exceed parity with the population. Although Native American men and women make up only 0.4% of San Francisco’s population, none of the surveyed appointees identified themselves as such.

**Figure 12: Appointees by Race/Ethnicity and Gender, 2019**



Source: SF DOSW Data Collection & Analysis.

**Figure 13: San Francisco Population by Race/Ethnicity, 2019**



Source: 2017 American Community Survey 5-Year Estimates.

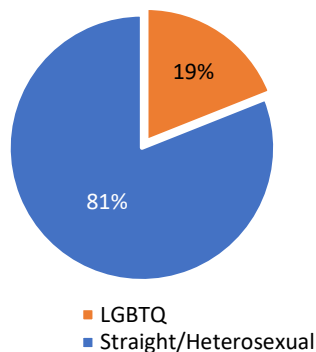
## D. LGBTQ Identity

Lesbian, gay, bisexual, transgender, queer, and questioning (LGBTQ) identity data was collected from 548, or 75%, of the 741 surveyed appointees, which is much more data on LGBTQ identity compared to previous reports. Due to limited and outdated information on the population of the LGBTQ community in San Francisco, it is difficult to adequately assess the representation of the LGBTQ community. However, compared to available San Francisco, larger Bay Area, and national data, the LGBTQ community is well represented on San Francisco policy bodies. Recent research estimates the national LGBT population is 4.5%.<sup>5</sup> The LGBT population of the San Francisco and greater Bay Area is estimated to rank the highest of U.S. cities at 6.2%,<sup>6</sup> while a 2006 survey found that 15.4% of adults in San Francisco identify as LGBT<sup>7</sup>.

Of the appointees who responded to this question, 19% identify as LGBTQ and 81% identify as straight or heterosexual. Of the LGBTQ appointees, 48% identify as gay, 23% as lesbian, 17% as bisexual, 7% as queer, 5% as transgender, and 1% as questioning. Data on LGBTQ identity by race was not captured. Efforts to capture data on LGBTQ identity by race for future reports would enable more intersectional analysis.

**Figure 14: LGBTQ Identity of Appointees, 2019**

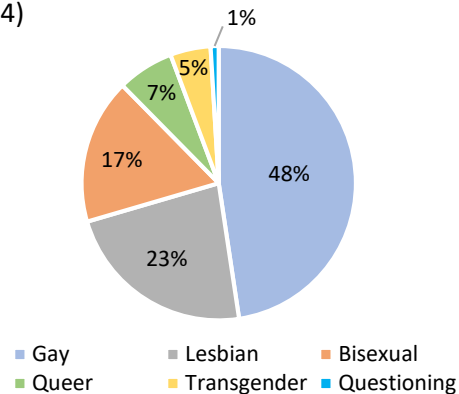
(N=548)



Source: SF DOSW Data Collection & Analysis.

**Figure 15: LGBTQ Population of Appointees, 2019**

(N=104)



Source: SF DOSW Data Collection & Analysis.

## E. Disability Status

Overall, 12% of adults in San Francisco have one or more disabilities, and when broken down by gender, 6.2% are women and 5.7% are men. Disability data for transgender and gender non-conforming individuals in San Francisco is currently unavailable. Data on disability was obtained from 516, or 70%, of the 741 appointees who participated in the survey. Of the 516 appointees, 11.2% reported to have one

<sup>5</sup> Frank Newport, "In U.S., Estimate of LGBT Population Rises to 4.5%," *GALLUP* (May 22, 2018) <https://news.gallup.com/poll/234863/estimate-lgbt-population-rises.aspx>.

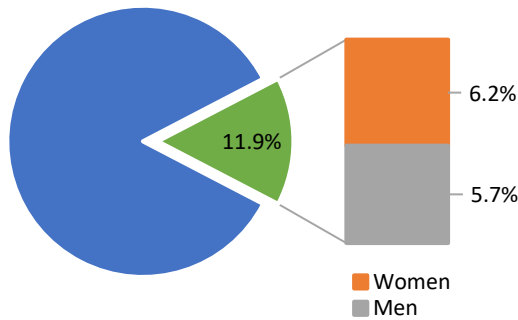
<sup>6</sup> Gary J. Gates and Frank Newport, "San Francisco Metro Area Ranks Highest in LBGT Percentage," *GALLUP* (March 20, 2015) [https://news.gallup.com/poll/182051/san-francisco-metro-area-ranks-highest-lgbt-percentage.aspx?utm\\_source=Social%20Issues&utm\\_medium=newsfeed&utm\\_campaign=tiles](https://news.gallup.com/poll/182051/san-francisco-metro-area-ranks-highest-lgbt-percentage.aspx?utm_source=Social%20Issues&utm_medium=newsfeed&utm_campaign=tiles).

<sup>7</sup> Gary J. Gates, "Same Sex Couples and the Gay, Lesbian, Bisexual Population: New Estimates from the American Community Survey," *The Williams Institute on Sexual Orientation Law and Public Policy, UCLA School of Law* (2006).

or more disabilities, which is near parity with the San Francisco population. Of the 11.2% appointees with one or more disabilities, 6.8% are women, 3.9% are men, 0.4% are trans women, and 0.2% are trans men.

**Figure 16: San Francisco Adult Population with a Disability by Gender, 2017**

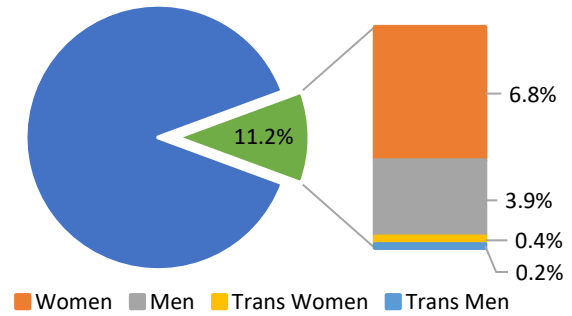
(N=744,243)



Source: 2017 American Community Survey 5-Year Estimates.

**Figure 17: Appointees with One or More Disabilities by Gender, 2019**

(N=516)



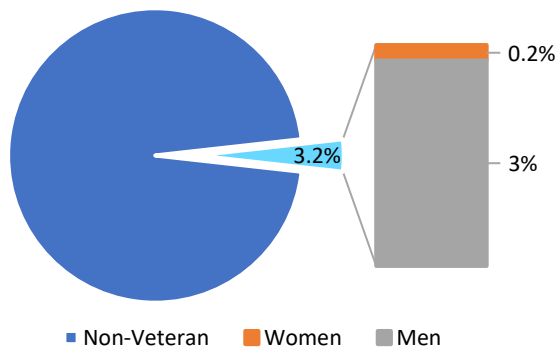
Source: SF DOSW Data Collection & Analysis.

## F. Veteran Status

Overall, 3.2% of the adult population in San Francisco has served in the military. There is a considerable difference by gender, as male veterans are 3% and female veterans are 0.2% of the population. Data on veteran status was obtained from 494, or 67%, of appointees who participated in the survey. Of the 494 appointees who responded to this question, 7.1% have served in the military. Like the San Francisco population, there is a large difference by gender, as men comprise 5.7% and women make up only 1.2% of the total number of veteran appointees. Of participating appointees, 0.2% of veterans are trans women. Veteran status data on transgender and gender non-conforming individuals in San Francisco is currently unavailable.

**Figure 18: San Francisco Adult Population with Military Service by Gender, 2017**

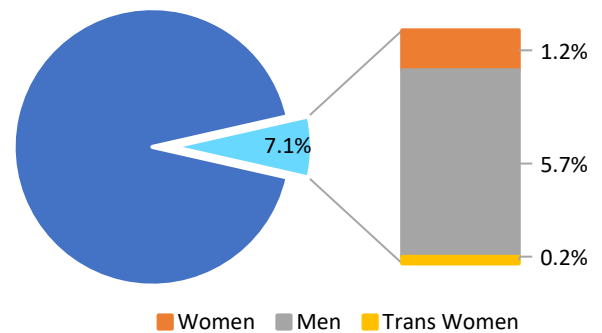
(N=747,896)



Source: 2017 American Community Survey 5-Year Estimates.

**Figure 19: Appointees with Military Service, 2019**

(N=494)



Source: SF DOSW Data Collection & Analysis.

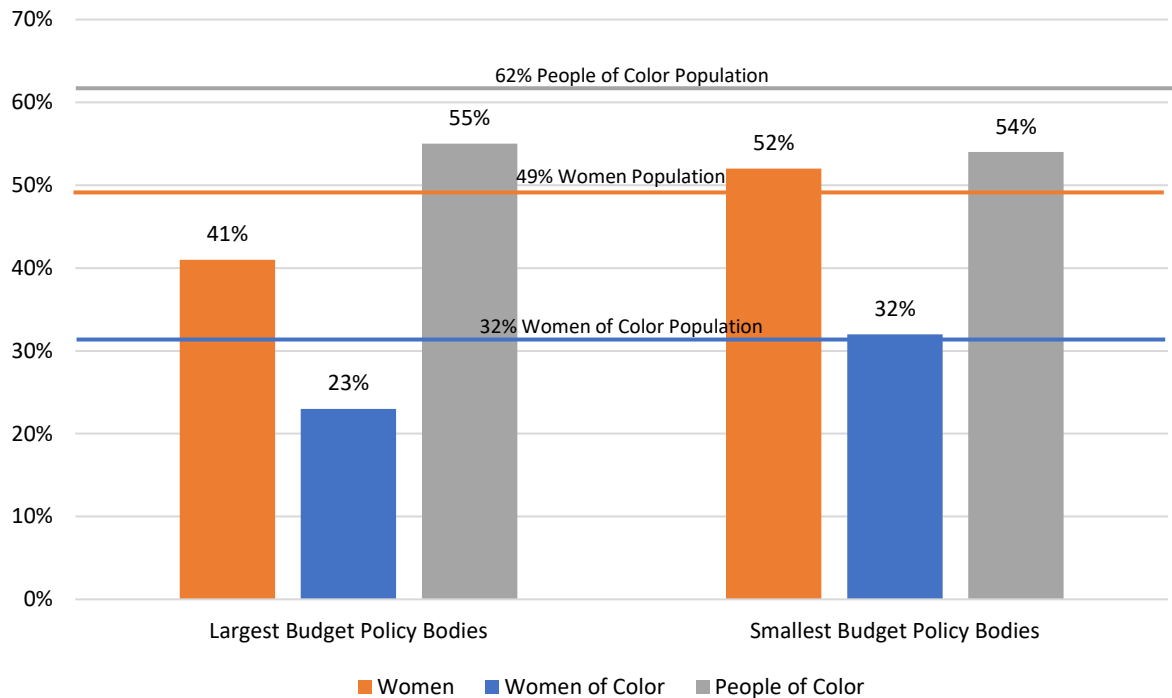


## G. Policy Bodies by Budget

This report also examines whether policy bodies with the largest and smallest budget sizes and other characteristics are demographically representative of the San Francisco population. In this section, budget size is used as a proxy for influence. Although this report has expanded the scope of analysis to include more policy bodies compared to previous reports, this section of analysis was limited to Commissions and Boards with decision-making authority and whose members file financial disclosures with the Ethics Commission. The purpose of this analysis is to evaluate the demographics for the spectrum of budgetary influence of policy bodies with decision-making authority in San Francisco.

Overall, appointees from the 10 largest budgeted Commissions and Boards are 55% people of color, 41% women, and 23% women of color. Appointees from the 10 smallest budgeted Commissions and Boards are 54% people of color, 52% women, and 32% women of color. Although still below parity with the San Francisco population, the representation of people of color on both the largest and smallest budgeted policy bodies is greater than the percentage of people of color for all appointees combined (50%). For women and women of color, their representation meets or exceeds parity with the population on the 10 smallest budgeted bodies. However, it falls far below parity for the 10 largest budgeted bodies. The representation of total women and women of color is greater on smaller budgeted policy bodies by 27%, and 39%, respectively.

**Figure 20: Percent of Women, Women of Color, and People of Color on Commissions and Boards with Largest and Smallest Budgets in Fiscal Year 2018-2019**



Source: SF DOSW Data Collection & Analysis.

**Figure 21: Demographics of Commissions and Boards with Largest Budgets, 2019**

Body	FY18-19 Budget	Total Seats	Filled seats	Women	Women of Color	People of Color
Health Commission	\$2,200,000,000	7	7	29%	14%	86%
Public Utilities Commission	\$1,296,600,000	5	3	67%	0%	0%
MTA Board of Directors and Parking Authority Commission	\$1,200,000,000	7	7	57%	14%	43%
Airport Commission	\$1,000,000,000	5	5	40%	20%	40%
Commission on Community Investment and Infrastructure	\$745,000,000	5	5	60%	60%	100%
Police Commission	\$687,139,793	7	7	43%	43%	71%
Health Authority (Plan Governing Board)	\$666,000,000	19	15	33%	27%	47%
Human Services Commission	\$529,900,000	5	5	40%	0%	40%
Fire Commission	\$400,721,970	5	5	20%	20%	40%
Aging and Adult Services Commission	\$334,700,000	7	7	43%	14%	57%
<b>Total</b>	<b>\$9,060,061,763</b>	<b>72</b>	<b>66</b>	<b>41%</b>	<b>23%</b>	<b>55%</b>

Source: SF DOSW Data Collection & Analysis.

**Figure 22: Demographics of Commissions and Boards with Smallest Budgets, 2019**

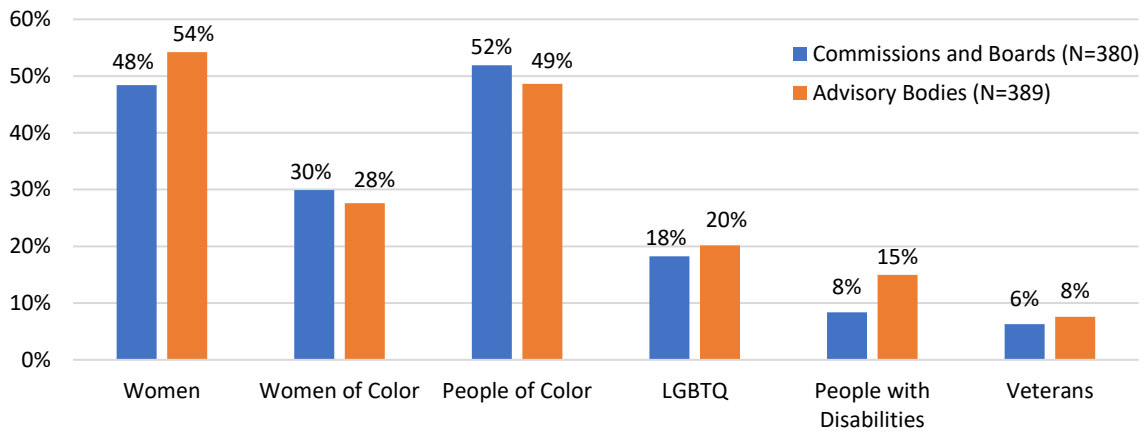
Body	FY18-19 Budget	Total Seats	Filled Seats	Women	Women of color	People of Color
Rent Board Commission	\$8,543,912	10	9	44%	11%	33%
Commission on the Status of Women	\$8,048,712	7	7	100%	71%	71%
Ethics Commission	\$6,458,045	5	4	100%	50%	50%
Human Rights Commission	\$4,299,600	12	10	50%	50%	70%
Small Business Commission	\$2,242,007	7	7	43%	29%	43%
Civil Service Commission	\$1,262,072	5	4	50%	0%	25%
Board of Appeals	\$1,072,300	5	5	40%	20%	40%
Entertainment Commission	\$1,003,898	7	7	29%	14%	57%
Assessment Appeals Board No.1, 2, & 3	\$663,423	24	18	39%	22%	44%
Youth Commission	\$305,711	17	16	56%	44%	75%
<b>Total</b>	<b>\$33,899,680</b>	<b>99</b>	<b>87</b>	<b>52%</b>	<b>32%</b>	<b>54%</b>

Source: SF DOSW Data Collection & Analysis.

#### H. Comparison of Advisory Body and Commission and Board Demographics

The comparison of the two policy body categories in this section provides another proxy for influence, as Commissions and Boards whose members file disclosures of economic interest have greater decision-making authority in San Francisco than Advisory Bodies whose members do not file economic interest disclosures. The percentages of total women, LGBTQ people, people with disabilities, and veterans are larger for total appointees on Advisory Bodies. However, the percentages of women of color and people of color on Commissions and Boards slightly exceeds the percentages of women of color and people of color on Advisory Bodies.

**Figure 23: Demographics of Appointees on Commission and Boards and Advisory Bodies, 2019**

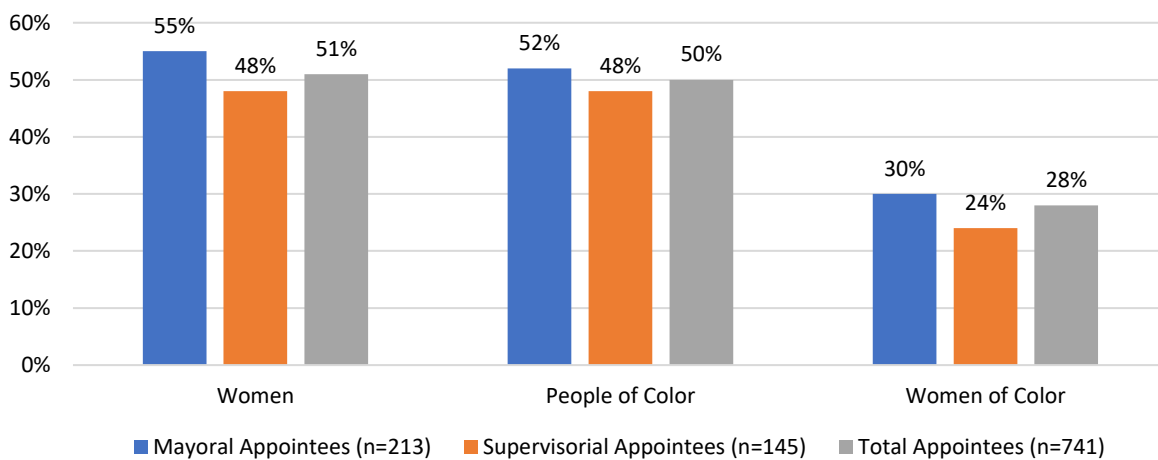


Source: SF DOSW Data Collection & Analysis.

### I. Demographics of Mayoral, Supervisorial, and Total Appointees

Figure 24 compares the representation of women, women of color, and people of color for appointments made by the Mayor, Board of Supervisors, and by the total of all approving authorities combined. Mayoral appointments are more diverse, and consist of more women, women of color, and people of color compared to Supervisorial appointments. Mayoral appointments include 55% women, 30% women of color, and 52% people of color, while Supervisorial appointments are 48% women, 24% women of color, and 48% people of color. The total of all approving authorities combined average out at 51% women, 28% women of color, and 50% people of color. This disparity in diversity between Mayoral and Supervisorial appointments may be due in part to the appointment section process for each authority. The 11-member Board of Supervisors only sees applicants for specific bodies through the 3-member Rules Committee or by designees, stipulated in legislation (e.g. “renter,” “landlord,” “consumer advocate”), whereas the Mayor typically has the ability to take total appointments into account during selections, and can therefore better address gaps in diversity.

**Figure 24: Demographics of Mayoral, Supervisorial, and Total Appointees, 2019**



Source: SF DOSW Data Collection & Analysis.

### III. Conclusion

---

Since the first gender analysis of Commissions and Boards in 2007, the representation of women appointees on San Francisco policy bodies has gradually increased. The *2019 Gender Analysis* finds the percentage of women appointees is 51%, which slightly exceeds the population of women in San Francisco.

When appointee demographics are analyzed by gender and race, women of color continue to be underrepresented on San Francisco policy bodies compared to the San Francisco population. Most notably underrepresented are Asian women who make up 17% of the population but only 11% of appointees, and Latinx women who make up 7% of the population but only 3% of appointees. Additionally, men of color are underrepresented relative to their San Francisco population, primarily Asian and Latinx men.

Furthermore, when analyzing the demographic composition of larger and smaller budgeted Commissions and Boards, women are underrepresented on those with the largest budgets, and overrepresented or reach parity with the population on smaller budgeted Commissions and Boards. These two trends are amplified for women of color appointees. Women comprise 41% of total appointees on the largest budgeted policy bodies, which is 8 percentage points below the population, and women of color comprise 23% of total appointees on the largest budgeted policy bodies, 9 percentage points below their San Francisco population. Comparatively, women are 52% of total appointees on the smallest budgeted policy bodies, and women of color are 32% of appointees, which is equal to the San Francisco population. However, the issue of largest and smallest budgeted policy bodies does not seem to impact the representation of people of color. People of color make up 55% of appointees on the largest budgeted policy bodies and 54% of appointees on the smallest budgeted policy bodies compared to 50% of total appointees. Nonetheless, these percentages still fall below the San Francisco population of people of color at 62%.

In addition to using budget size as a proxy for influence, this report analyzed demographic characteristics of appointees on Commissions and Boards who file disclosures of economic interest and have decision-making authority, and appointees on Advisory Bodies who do not file economic interest disclosures. Over half (54%) of appointees on Advisory Bodies are women, while 48% of appointees on Commissions and Boards are women. Although 48% is only slightly below the San Francisco population of women, women comprise a decently higher percentage of appointees on Advisory Bodies compared to Commissions and Boards.

This year's report features more data on LGBTQ identity, veteran status, and disability than previous gender analyses. The *2019 Gender Analysis* found a relatively high representation of LGBTQ individuals on San Francisco policy bodies. For the appointees that provided LGBTQ identity information, 19% identify as LGBTQ with the largest subset being gay men at 48%. It is recommended for future gender analyses to collect LGBTQ data by race and gender to provide additional intersectional analysis. The representation of appointees with disabilities is 11%, just below the 12% population. Veterans are highly represented on San Francisco policy bodies at 7% compared to the veteran population of 3%.

Additionally, this report evaluates and compares the representation of women, women of color, and people of color appointees by the Mayor, Board of Supervisors, and by the total of all approving authorities combined. Mayoral appointees include 55% women, 30% women of color, and 52% people

of color, which overall is more diverse by gender and race compared to both Supervisorial appointees and total appointees.

This report is intended to advise the Mayor, Board of Supervisors, and other appointing authorities, as they select appointments for policy bodies of the City and County of San Francisco. In spirit of the 2008 City Charter Amendment that establishes this biennial Gender Analysis report requirement and the importance of diversity on San Francisco policy bodies, efforts to address gaps in diversity and inclusion should remain at the forefront when making appointments in order to accurately reflect the population of San Francisco.

## IV. Methodology and Limitations

---

This report focuses on City and County of San Francisco Commissions, Boards, Task Forces, Councils, and Committees that have the majority of members appointed by the Mayor and Board of Supervisors and that have jurisdiction limited to the City. The gender analysis reflects data from the policy bodies that provided information to the Department on the Status of Women through digital and paper survey.

Data was requested from 90 policy bodies and acquired from 84 different policy bodies and a total of 741 appointees. A Commissioner or Board member's gender identity, race/ethnicity, sexual orientation, disability status, and veteran status were among data elements collected on a voluntary basis. Data on lesbian, gay, bisexual, transgender, queer, or questioning (LGBTQ) identity, disability, and veteran status of appointees were incomplete or unavailable for some appointees but are included to the extent possible. As the fundamental objective of this report is to surface patterns of underrepresentation, every attempt has been made to reflect accurate and complete information in this report. Data for some policy bodies was incomplete, and all appointees who responded were included in the total demographic categories. Only policy bodies with full data on gender and race for all appointees were included in sections comparing demographics of individual bodies. It should be noted that for policy bodies with a small number of members, the change of a single individual greatly impacts the percentages of demographic categories. As such, these percentages should be interpreted with this in mind.

The surveyed policy bodies fall under two categories designated by the San Francisco Office of the City Attorney document entitled *List of City Boards, Commissions, and Advisory Bodies Created by Charter, Ordinance, or Statute*.<sup>8</sup> This document separates San Francisco policy bodies into two different categories. The first category includes Commissions and Boards with decision-making authority and whose members are required to submit financial disclosures with the Ethics Commission, and the second category encompasses Advisory Bodies whose members do not submit financial disclosures with the Ethics Commission. Depending on the analysis criteria in each section of this report, the surveyed policy bodies and appointees are either examined comprehensively as a whole or examined separately in the two categories designated by the Office of the City Attorney.

Data from the U.S. Census 2013-2017 American Community Survey 5-Year Estimates provides a comparison to the San Francisco population. Figures 26 and 27 in the Appendix display these population estimates by race/ethnicity and gender.

---

<sup>8</sup> "List of City Boards, Commissions, and Advisory Bodies Created by Charter, Ordinance, or Statute," Office of the City Attorney, <https://www.sfcityattorney.org/wp-content/uploads/2016/01/Commission-List-08252017.pdf>, (August 25, 2017).

## Appendix

**Figure 25: Policy Body Demographics, 2019<sup>9</sup>**

Policy Body	Total Seats	Filled Seats	FY18-19 Budget	Women	Women of Color	People of Color
Abatement Appeals Board	7	7	\$76,500,000	14%	0%	14%
Aging and Adult Services Commission	7	7	\$334,700,000	57%	33%	57%
Airport Commission	5	5	\$1,000,000,000	40%	50%	40%
Arts Commission	15	15	\$37,000,000	67%	50%	60%
Asian Art Commission	27	27	\$30,000,000	63%	71%	59%
Assessment Appeals Board No.1	8	5	\$663,423	20%	0%	20%
Assessment Appeals Board No.2	8	8	-	50%	75%	63%
Assessment Appeals Board No.3	8	4	-	50%	50%	50%
Ballot Simplification Committee	5	4	\$0	75%	33%	25%
Bayview Hunters Point Citizens Advisory Committee	12	9	\$0	33%	100%	67%
Board of Appeals	5	5	\$1,072,300	40%	50%	40%
Board of Examiners	13	13	\$0	0%	0%	46%
Building Inspection Commission	7	7	\$76,500,000	14%	0%	14%
Child Care Planning and Advisory Council	25	19	\$26,841	84%	50%	50%
Children and Families Commission (First 5)	9	8	\$28,002,978	100%	75%	75%
Children, Youth, and Their Families Oversight and Advisory Committee	11	10	\$155,224,346	50%	80%	75%
Citizen's Committee on Community Development	9	8	\$39,696,467	75%	67%	63%
City Hall Preservation Advisory Commission	5	5	\$0	60%	33%	20%
Civil Service Commission	5	4	\$1,262,072	50%	0%	25%
Commission on Community Investment and Infrastructure	5	5	\$745,000,000	60%	100%	100%
Commission on the Aging Advisory Council	22	15	\$0	80%	33%	31%
Commission on the Environment	7	6	\$27,280,925	67%	50%	50%
Commission on the Status of Women	7	7	\$8,048,712	100%	71%	71%
Dignity Fund Oversight and Advisory Committee	11	11	\$3,000,000	82%	33%	45%
Eastern Neighborhoods Citizens Advisory Committee	19	13	\$0	38%	40%	44%
Elections Commission	7	7	\$15,238,360	57%	25%	29%
Entertainment Commission	7	7	\$1,003,898	29%	50%	57%
Ethics Commission	5	4	\$6,458,045	100%	50%	50%
Film Commission	11	11	\$0	55%	67%	50%
Fire Commission	5	5	\$400,721,970	20%	100%	40%
Golden Gate Park Concourse Authority	7	6	\$0	50%	67%	75%

<sup>9</sup> Figure 25 only includes policy bodies with complete data on gender for all appointees. Some bodies had incomplete data on race/ethnicity of appointees. For these, percentages for people of color are calculated out of known race/ethnicity.

Policy Body	Total Seats	Filled Seats	FY18-19 Budget	Women	Women of Color	People of Color
Health Authority (Plan Governing Board)	19	15	\$666,000,000	33%	80%	50%
Health Commission	7	7	\$2,200,000,000	43%	50%	86%
Health Service Board	7	6	\$11,632,022	33%	0%	50%
Historic Preservation Commission	7	7	\$53,832,000	43%	33%	14%
Housing Authority Commission	7	6	\$60,894,150	50%	100%	83%
Human Rights Commission	12	10	\$4,299,600	60%	100%	70%
Human Services Commission	5	5	\$529,900,000	40%	0%	40%
Immigrant Rights Commission	15	13	\$0	54%	86%	85%
In-Home Supportive Services Public Authority	13	9	\$70,729,667	44%	50%	56%
Juvenile Probation Commission	7	6	\$48,824,199	33%	100%	100%
Library Commission	7	7	\$160,000,000	71%	40%	57%
Local Homeless Coordinating Board	9	9	\$40,000,000	56%	60%	75%
Mayor's Disability Council	11	8	\$0	75%	17%	25%
Mental Health Board	17	15	\$184,962	73%	64%	73%
MTA Board of Directors and Parking Authority Commission	7	7	\$1,200,000,000	57%	25%	43%
Office of Early Care and Education Citizens' Advisory Committee	9	9	\$0	89%	50%	56%
Oversight Board (COII)	7	6	\$745,000,000	17%	100%	67%
Pedestrian Safety Advisory Committee	17	13	\$0	46%	17%	8%
Planning Commission	7	6	\$53,832,000	50%	67%	33%
Police Commission	7	7	\$687,139,793	43%	100%	71%
Port Commission	5	5	\$192,600,000	60%	67%	60%
Public Utilities Citizen's Advisory Committee	17	13	\$0	54%	14%	31%
Public Utilities Commission	5	3	\$1,296,600,000	67%	0%	0%
Public Utilities Rate Fairness Board	7	6	\$0	33%	100%	67%
Public Utilities Revenue Bond Oversight Committee	7	5	\$0	40%	50%	40%
Recreation and Park Commission	7	7	\$230,900,000	29%	50%	43%
Reentry Council	24	23	\$0	43%	70%	70%
Rent Board Commission	10	9	\$8,543,912	44%	25%	33%
Residential Users Appeal Board	3	2	\$0	0%	0%	50%
Retirement System Board	7	7	\$95,000,000	43%	67%	29%
Sentencing Commission	13	13	\$0	31%	25%	67%
Small Business Commission	7	7	\$2,242,007	43%	67%	43%
SRO Task Force	12	12	\$0	42%	25%	55%
Sugary Drinks Distributor Tax Advisory Committee	16	15	\$0	67%	70%	80%
Sunshine Ordinance Task Force	11	11	\$0	27%	67%	36%
Sweatfree Procurement Advisory Group	11	7	\$0	43%	67%	43%
Treasure Island Development Authority	7	6	\$18,484,130	50%	N/A	N/A



Policy Body	Total Seats	Filled Seats	FY18-19 Budget	Women	Women of Color	People of Color
Treasure Island/Yerba Buena Island Citizens Advisory Board	17	13	\$0	54%	N/A	N/A
Urban Forestry Council	15	13	\$153,626	8%	0%	0%
Veterans Affairs Commission	17	11	\$0	36%	50%	55%
War Memorial Board of Trustees	11	11	\$18,185,686	55%	33%	18%
Workforce Community Advisory Committee	8	4	\$0	100%	100%	100%
Youth Commission	17	16	\$305,711	56%	78%	75%

Source: SF DOSW Data Collection & Analysis, 2019.

**Figure 26: San Francisco Population Estimates by Race/Ethnicity, 2017**

Race/Ethnicity	Total	
	Estimate	Percent
<b>San Francisco County California</b>	864,263	-
White, Not Hispanic or Latino	353,000	38%
Asian	295,347	31%
Hispanic or Latinx	131,949	14%
Some other Race	64,800	7%
Black or African American	45,654	5%
Two or More Races	43,664	5%
Native Hawaiian and Pacific Islander	3,226	0.3%
Native American and Alaska Native	3,306	0.4%

Source: 2017 American Community Survey 5-Year Estimates.

**Figure 27: San Francisco Population Estimates by Race/Ethnicity and Gender, 2017**

Race/Ethnicity	Total		Female		Male	
	Estimate	Percent	Estimate	Percent	Estimate	Percent
San Francisco County California	864,263	-	423,630	49%	440,633	51%
White, Not Hispanic or Latino	353,000	38%	161,381	17%	191,619	20%
Asian	295,347	31%	158,762	17%	136,585	15%
Hispanic or Latinx	131,949	14%	62,646	7%	69,303	7%
Some Other Race	64,800	7%	30,174	3%	34,626	4%
Black or African American	45,654	5%	22,311	2.4%	23,343	2.5%
Two or More Races	43,664	5%	21,110	2.2%	22,554	2.4%
Native Hawaiian and Pacific Islander	3,226	0.3%	1,576	0.2%	1,650	0.2%
Native American and Alaska Native	3,306	0.4%	1,589	0.2%	1,717	0.2%

Source: 2017 American Community Survey 5-Year Estimates.

City and County of San Francisco  
Department on the Status of Women  
25 Van Ness Avenue, Suite 240  
San Francisco, California 94102  
[sfgov.org/dosw](http://sfgov.org/dosw)  
[dosw@sfgov.org](mailto:dosw@sfgov.org)  
415.252.2570



**MATT DORSEY**


---

**MEMORANDUM**

---

DATE: March 16, 2023

TO: Angela Calvillo  
Clerk of the Board of Supervisors

FROM: Supervisor Matt Dorsey   
Chairperson, Rules Committee

RE: Rules Committee  
COMMITTEE REPORT

---

Pursuant to Board Rule 4.20, as Chair of The Rules Committee, I have deemed the following matters are of an urgent nature and request it be considered by the full Board on Tuesday, March 21, 2023, as a committee report.

- 230289      Appointments, Sugary Drinks Distributor Tax Advisory Committee**
- Hearing to consider appointing eight members, term expiring December 31, 2024, to the Sugary Drinks Distributor Tax Advisory Committee.
- 230290      Appointments, Food Security Task Force**
- Hearing to consider appointing four members, for indefinite terms, to the Food Security Task Force.
- 230160      Administrative Code - Establishing the Enhanced Infrastructure Financing District Public Financing Authority No. 1**
- Ordinance amending the Administrative Code to establish and define the membership and duties of the Enhanced Infrastructure Financing District Public Financing Authority No. 1.

These matters will be heard at the regularly scheduled Rules Committee Meeting on Monday, March 20, 2023, at 10:00am.