

---

**To:** BOS-Supervisors  
**Subject:** CMD's 14B LBE Utilization Annual Report

---

**From:** Cordero, Maria [mailto:maria.cordero@sfgov.org]  
**Sent:** Monday, December 16, 2013 3:36 PM  
**To:** Cordero, Maria  
**Subject:** CMD's 14B LBE Utilization Annual Report

Good afternoon everyone:

The Contract Monitoring Division (CMD) is pleased to present the LBE community and supporters with the Annual LBE Utilization Report.

Please go to: <http://www.sfgsa.org/modules/showdocument.aspx?documentid=11258>

As always, CMD staff is ready to discuss any questions you may have as a result of this report. Please contact me or anyone in the report for additional information.

Thank you.

Sincerely,



Maria Cordero, Director

Contract Monitoring Division (CMD)

30 Van Ness Avenue | Suite 200 | San Francisco | CA | 94102

Direct 415-581-2303 | Main 415-581-2310

Visit us at [sfgov.org/cmd](http://sfgov.org/cmd)

\* (7)

**Document is available  
at the Clerk's Office  
Room 244, City Hall**



---

# **Chapter 14B: Local Business Enterprise Participation Annual Report**

## **Fiscal Year 2012-2013**

---



---

This Report summarizes LBE certification and LBE contract awards for Fiscal Year 2012-1013.

San Francisco Contract Monitoring Division  
30 Van Ness Avenue, Suite 200  
San Francisco, CA 94102  
[www.sfgov.org/cmd](http://www.sfgov.org/cmd)





## CONTRACT MONITORING DIVISION CITY ADMINISTRATOR'S OFFICE



Edwin M. Lee, Mayor  
Naomi M. Kelly, City Administrator

Maria Cordero, Director

Dear Colleagues:

On behalf of the Contract Monitoring Division (CMD) and City Administrator Naomi Kelly, I am pleased to present the Fiscal Year 2012/13 report on Local Business Enterprise Participation.

The CMD was formed in July 2012 to better implement and enforce the City's Local Business Enterprise Ordinance and to ensure that employees of the vendors doing business with the City receive equal benefits. Our agency is dedicated to helping businesses comply with the Local Business Ordinance and qualify for contracting opportunities.

We are committed to the transparent and efficient enforcement of the City's contracting laws; it is critical that businesses know what is expected of them and how to access lucrative contracting opportunities. My goal as Director is to ensure that all San Francisco businesses have a clear understanding of both the requirements and prospects presented in this policy.

This year's report shows strong positive results. We currently have over 1,400 certified LBEs in over 270 certification categories. Our LBE firms were awarded over \$240M from the City's five largest contract awarding agencies. I am grateful to our City partners who have worked with us to empower our local firms and create job opportunities.

On July 1, 2013, we launched the LBE Utilization Tracking System, a web-based tool, to better track LBE participation on City Contracts. In September, we began accepting LBE applications and recertification documents via our website, [www.sfgov.org/CMD](http://www.sfgov.org/CMD). Along with our partner City agencies, we held our first vendor fair in October. The event filled Koret Auditorium to capacity. In addition, we launched a business development program, and we are working towards launching a mentor protégé program working with the assistance of the SFPUC. Please visit our website for more information on upcoming events and workshops.

As Director of the CMD, I look forward to collaborating with our community partners, City agencies and elected officials to continue to create opportunities for our City's local businesses.

Thank you,

Maria Cordero  
Director, Contract Monitoring Division



# FY 2012/13 LBE Participation Annual Report

---

## Purpose

As mandated by Chapter 14B of the Administrative Code, this FY 2012/13 annual report on LBE participation is presented to the Mayor, Board of Supervisors and the public to report on LBE certification and contracting award for FY 2012/13 and also outlines the CMD's one year accomplishments and priorities for the coming fiscal year.

## Methodology

The fiscal year began July 1, 2012 and ended June 30, 2013. CMD LBE certification totals are based on the number of certified firms on June 30, 2013, the last day of the fiscal year. The CMD utilized contract award information gathered by Contract Compliance Officers stationed with each respective department to provide the information produced in this report. Whenever possible, this information was confirmed with department staff. Dollars awarded were obtained from bid documents submitted by winning prime bidders. Award amounts to subcontractors were added and then subtracted from the original bid amount to determine prime awards. Information on Job Order Contracts (JOC) was provided by the Gordian Group, a consulting group hired by the City of San Francisco to track payments on JOC-employed firms. On July 1, 2013, the CMD began using the LBE Utilization Tracking System (LBEUTS), an automated online tracking system developed by Elation Systems and Software, to monitor awards and payments to LBEs. Future reports will be developed through the LBEUTS.

## Report Overview

In FY 2012/13, CMD oversaw the award of over \$413M in formal contracts at the Airport, Department of Public Works, Port, Public Utilities Commission, and Recreation and Parks Department. Formal contracts are generally construction contracts over \$400k and professional service contracts over \$100K that are subject to CMD requirements. On these contracts, CMD contract compliance officers meet with project managers to set LBE goals based on LBE certification availability. Contract compliance officers also ensure a fair contract process throughout the life of the contract. In FY 2012/13, \$82M were awarded to LBEs as subcontractors. This constitutes over 21% of the total dollars subcontracted on formal contracts.

## Fiscal Year 2013/14 One Year Accomplishments and 13/14 Priorities

CMD will continue to work towards maximizing opportunities for LBEs in FY 2013/14. On July 1, 2013, the CMD launched the LBE Utilization Tracking System (LBEUTS), an online contract compliance database, to better monitor compliance on City contracts. In September, the CMD began offering online LBE certification and re-certification to modernize and expedite the LBE certification process. Additionally, the CMD will be launching a mentor/protégé program designed to encourage and motivate prime contractors to assist certified LBEs and enhance their capability of performing successfully on City and County of San Francisco contracts and subcontracts. Information on each of these programs and upcoming events can be found on CMD's website, [www.sfgov.org/cmd](http://www.sfgov.org/cmd).

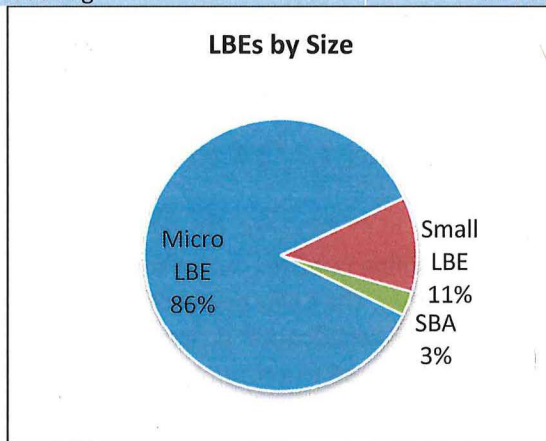
## LBE Certification

Pursuant to the San Francisco Administrative Code Chapter 14B Local Business Enterprise and Non-Discrimination in Contracting Ordinance and accompanying Rules and Regulations, a business contracting with the City and County of San Francisco may be eligible for bid discounts or bid rating bonus as a certified LBE, PUC-LBE, Non-Profit (NPE), or SBA/LBE. This certification promotes the utilization and participation of San Francisco small businesses with respect to City contracts. Specifically, certified businesses benefit from bid discounts, sub-contracting goals and micro-set asides that are set for most City contracts. To receive these benefits, a business must be certified with the San Francisco Contract Monitoring Division *prior* to the submittal of a bid or proposal. There are currently over 1,400 firms actively certified by the Contract Monitoring Division in over 270 unique certification categories.

## Certified Firms by Threshold

Based on the average gross receipts of a LBE over a period of three years directly preceding the date of certification, the entity will be deemed a Micro-LBE, a Small-LBE or an SBA-LBE. The maximum thresholds for each such category are listed in the following table.

Industry	Certification Size Standards (Average Gross Receipts)		
	For San Francisco "Micro Business" LBE, PUC-LBE	For San Francisco "Small Business" LBE, PUC-LBE	San Francisco SBA Program
General Construction Contractors (A and B Class)	\$7M	\$14M	\$33.5M
Specialty Contractors (C License)	\$3.5M	\$7M	\$14M
Professional Services	\$1.25M	\$2.5M	\$7M
Architects	\$1.25M	\$2.5M	\$4.5M
Engineers	\$1.25M	\$2.5M	\$7M
Goods, Materials Suppliers, General Services	\$3.5M	\$7M	\$17M
Trucking	1.75M	\$3.5M	\$25.5M

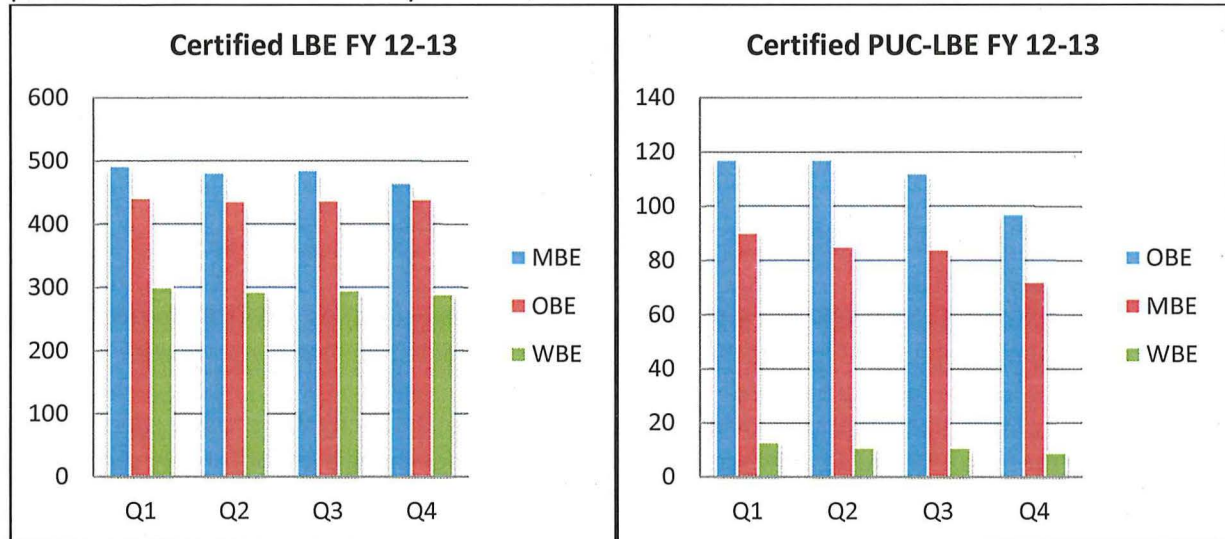


Category	As of 6/30/13
Micro LBE	1212
Small LBE	159
SBA	41



## Woman-Owned, Minority-Owned, and Other-Owned Designation

Micro-, Small- and SBA-LBEs with either woman or ethnic minority ownership greater than or equal to 51% may be designated as being a "Woman-Owned" (WBE) or "Minority-Owned" (MBE) business in their certification letter. All other firms are designated as "Other-Owned" (OBE) businesses. *The woman or minority owner(s) must be the license qualifier(s) and/or possess the credentials required for the category for which they seek certification.* WBE and MBE designation is granted solely for the purpose of monitoring the availability and utilization rate of WBE and MBE businesses by the City and does not provide the certified firm with any additional discounts or benefits.

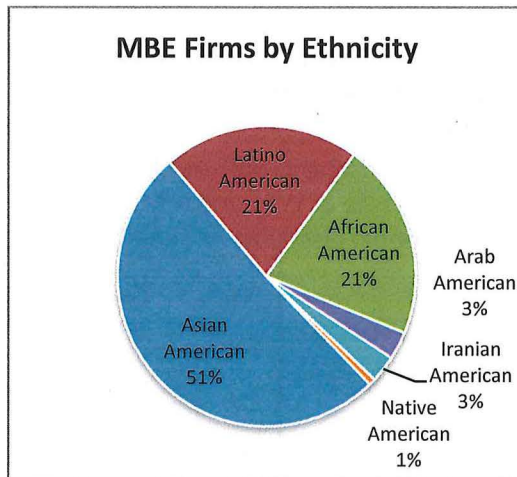


SF LBE	Q1	Q2	Q3	Q4
MBE	492	481	485	465
OBE	441	436	437	439
WBE	300	293	295	289
Total	1233	1210	1217	1193

PUC LBE	Q1	Q2	Q3	Q4
MBE	117	117	112	97
OBE	90	85	84	72
WBE	13	11	11	9
Total	220	213	207	178

## Minority-Owned Designation


The 14B Ordinance defines ethnic minorities with respect to LBE certification: (i) African Americans, defined as persons whose ancestry is from any of the Black racial groups of Africa or the Caribbean; (ii) Arab Americans, defined as persons whose ancestry is from an Arabic speaking country that is a current or former member of the League of Arab States; (iii) Asian Americans, defined as persons with Chinese, Japanese, Korean, Pacific Islander, Samoan, Filipino, Asian Indian, and Southeast Asian ancestry; (iv) Iranian Americans, defined as persons whose ancestry is from the country of Iran; (v) Latino Americans, defined as persons with Mexican, Puerto Rican, Cuban, Central American or South American ancestry; and (vi) Native Americans, defined as any person whose ancestry is from any of the original peoples of North America, and who maintains cultural identification through tribal affiliation or community recognition.



### Certification by Industry

There are currently over 1400, LBE firms certified in over 270 unique categories. LBEs can be certified in multiple certification categories as long as the owner is licensed and demonstrates an expertise and competence in the service for which certification is sought. PUC-LBE certification is limited to licensed contractors and construction suppliers providing services for the Hetch Hetchy Waterway System outside of San Francisco. The table below lists the top ten certification categories for actively certified LBEs.

Certification Category	Number of LBE Firms	% of Total Cert Categories
GENERAL BUILDING CONTRACTING (B)	176	6%
TRUCKING AND HAULING	174	6%
GENERAL ENGINEERING CONTRACTING(A)	116	4%
ARCHITECTURAL, INCLUDING HISTORICAL AND CONSERVATOR SERVICES	113	4%
CONSTRUCTION MANAGEMENT	93	3%
COMMUNITY RELATIONS/PUBLIC AFFAIRS	89	3%
ELECTRICAL CONTRACTING(C10)	62	2%
CIVIL ENGINEERING	60	2%
COMPUTER AIDED DESIGN (CAD)	58	2%
ENVIRONMENTAL ADVISORY SERVICES	54	2%



## LBE Compliance

The purpose of San Francisco's Chapter 14B Local Business Enterprise Ordinance is to help small, local businesses compete effectively for City contracts. The Ordinance provides for bid discounts or bonus ratings to LBE primes and requires prime vendors to sub a portion of each covered contract to LBEs. Contract Compliance Officers set LBE goals based on LBE availability and estimated contract amounts.

Chapter 14B, along with its implementing Rules and Regulations, is incorporated by reference into every applicable City contract and provides that the failure of any bidder or proposer to comply in good faith with these requirements shall be deemed a material breach of contract. The CMD compliance team ensures that pre-award LBE requirements are met and also monitors each prime progress toward achieving these requirements throughout the course of the contract.

CMD contract compliance officers are stationed at each of the City's large contract awarding agencies. They include the Department of Public Works, Public Utilities Commission, Airport and Port. CMD contract compliance officers stationed at the CMD headquarters provide assistance to all other City agencies.

### LBE Compliance Overview

In FY 2012/13, the CMD oversaw the award of over \$413M in formal contract awards at the Airport, Department of Public Works, Port, Public Utilities, and Recreation and Parks Department (excluding JOCs). \$160M (or 39%) were awarded to LBEs as prime contractors and \$82M (or 21%) were awarded to LBEs as subcontractors. Table 1 shows the total awards by department. Of the 143 contracts eligible for an LBE bid discount 69% were awarded to LBEs or LBE Joint Ventures. Table 2 lists the percentage of formal contracts under \$10M awarded to LBEs and LBE Joint Ventures by department. Over \$137M were awarded to LBEs at the PUC, more than all other departments combined. Thirteen micro set-aside contracts were awarded Citywide in FY 2012/13.

**Table 1: FY 2012/13 14B Governed Contracts Awarded by Department**

Department	Total 14B Governed Contracts Awarded*	Total Awarded to LBE Primes**	%
Airport	18	11	62%
DPW	48	39	81%
Port	8	8	100%
PUC	55	41	74%
RPD	4	3	75%
<b>Total</b>	<b>143</b>	<b>100</b>	<b>69%</b>

\*includes contracts awarded to LBE JVs

\*\*does not include contracts over \$10M

**Table 2: FY 2012/13 Contract Dollar Awards by Department (in Millions)**

Department	Airport	DPW	PORT	PUC	RPD	Total
LBE Prime	\$ 5.3	\$ 55.4	\$ 2.7	\$ 95.7	\$ 1.3	\$ 160.4
LBE Sub	\$ 14.1	\$ 25.5	\$ 0.4	\$ 42.1	\$ 0.7	\$ 82.8
Non LBE	\$ 54.2	\$ 10.4	\$ 1.0	\$ 103.3	\$ 1.4	\$ 170.3
<b>Total</b>	<b>\$ 73.6</b>	<b>\$ 91.3</b>	<b>\$ 4.1</b>	<b>\$ 241.1</b>	<b>\$ 3.4</b>	<b>\$ 413.5</b>

# San Francisco International Airport

## About Airport Projects

The San Francisco International Airport is a world class airport serving over 45 million domestic and international passengers annually. The Airport Commission’s Small Business Affairs Office (SBAO) conducts outreach programs to promote and ensure local, small and disadvantaged business participation in Airport concession leases and contracts (e.g., construction and professional services). SBAO staff serve to advocate, disseminate information, and develops policies and activities to maximize small business participation in all phases of Airport contracting. The SBAO also enforces the Federal Disadvantaged Business Enterprise and Airport Concession Disadvantaged Business Enterprise Program contracting requirements, and works with CMD/LBE staff to ensure Airport staff follows the requirements of the 14B Ordinance.

The SBAO and LBE/CMD staff have participated in a number of community and LBE outreach events in FY 2012/13. Additionally, the Airport has been instrumental in the beta testing and launch of the LBEUTS payment system. CMD staff thanks the SBAO and Director John Martin for his support of the LBE community.

## Projects Overview

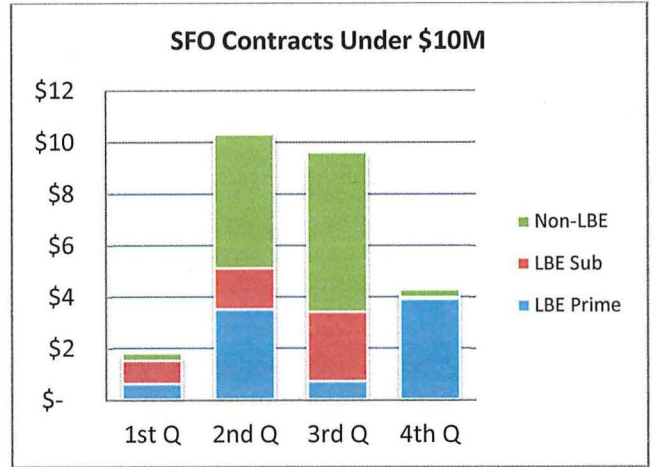
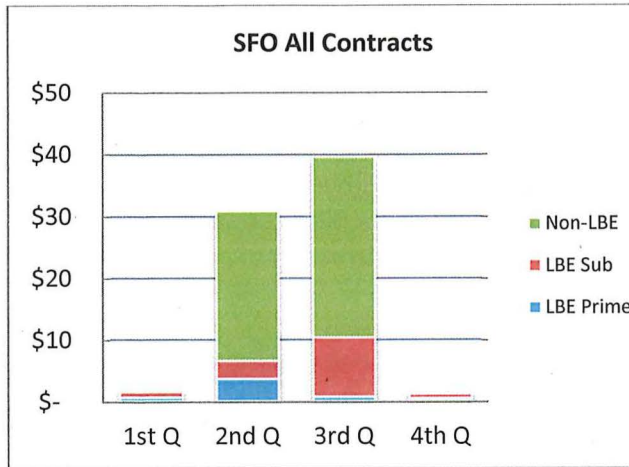
Table 3 shows an overview of dollars awarded by SFO for 14B governed contracts in FY 2012/13. There were a total of 18 contracts awarded totaling over \$73.6M. LBEs received over \$20M (or 34%) of the total dollars awarded. The average LBE goal set on SFO contracts was 15%. Additionally, the department awarded one micro-aside contract. 66% of all construction contracts were awarded to LBE primes. The 14B bid discount does not apply to contracts over \$10M, for contracts under \$10M, the LBE award amount increases to 46% of all awards.

**Table 3: FY 2012/13 SFO AWARDS BY QUARTER (\$ Millions)**

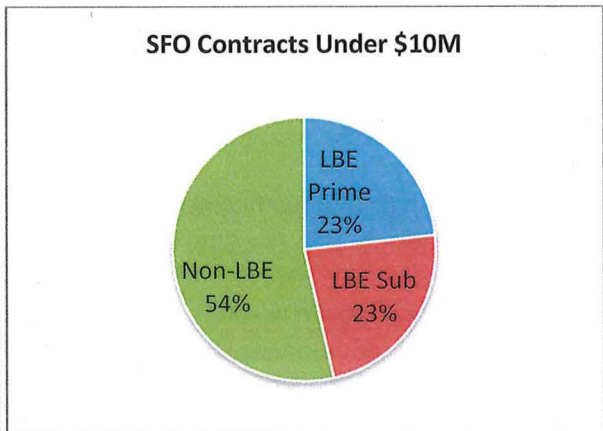
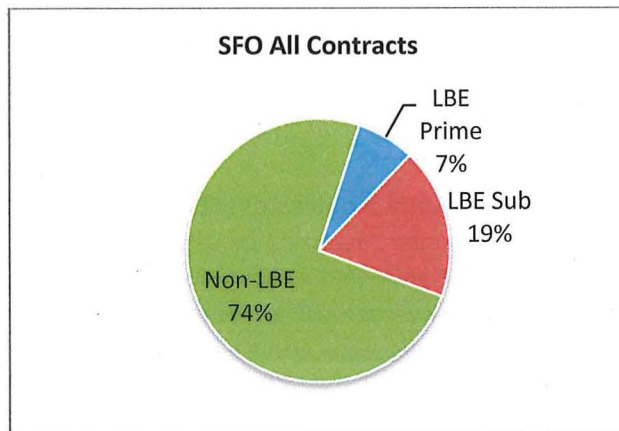
Vendor Type	1st Q	2nd Q	3rd Q	4th Q	Total
LBE Prime	\$ 0.58	\$ 3.60	\$ 0.70	\$ 0.40	\$ 5.3
LBE Sub	\$ 0.87	\$ 2.90	\$ 9.60	\$ 0.76	\$ 14.1
Non-LBE	\$ 0.28	\$ 24.30	\$ 29.30	\$ 0.30	\$ 54.2
Total	\$ 1.7	\$ 30.8	\$ 39.6	\$ 1.5	\$ 73.6

**TABLE 4: SFO AWARDS UNDER \$10M BY QUARTER (\$ Millions)**

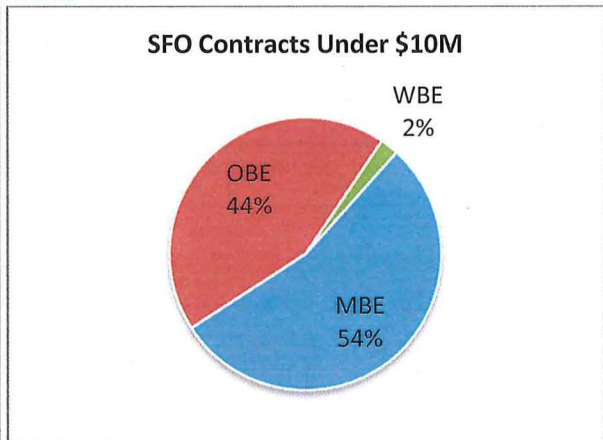
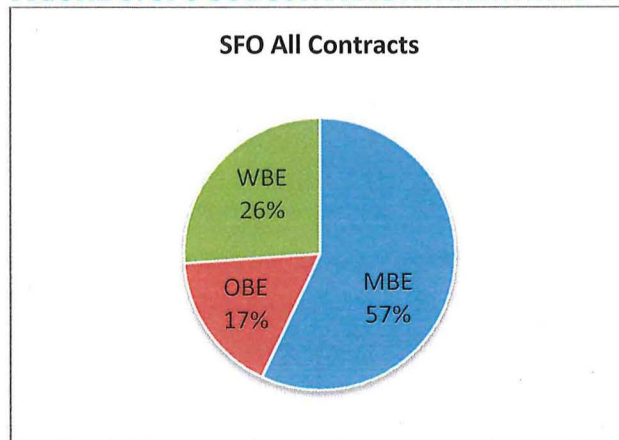
Vendor Type	1st Q	2nd Q	3rd Q	4th Q	Total
LBE Prime	\$ 0.6	\$ 3.5	\$ 0.7	\$ 0.4	\$ 5.2
LBE Sub	\$ 0.9	\$ 1.6	\$ 2.7	\$ 0.1	\$ 5.30
Non-LBE	\$ 0.3	\$ 5.2	\$ 6.2	\$ 0.3	\$ 12
Total	\$ 1.8	\$ 10.3	\$ 9.6	\$ 0.8	\$ 22.5



**FIGURE 2: TOTAL SFO AWARDS**



**FIGURE 3: SFO SUBCONTRACTING AWARDS TO LBEs**



**CMD SFO Staff**

Name	Email	Phone
Linda Chin (Manager)	<a href="mailto:Linda.Chin@flysfo.com">Linda.Chin@flysfo.com</a>	415-558-4051
Kelly Dwyer	<a href="mailto:Kelly.Dwyer@flysfo.com">Kelly.Dwyer@flysfo.com</a>	415-558-4080

## Department of Public Works

### About DPW Projects

The Department of Public Works (DPW) designs, builds, maintains and improves the City’s facilities and urban space in partnership with the San Francisco community. Many of the DPW’s projects governed by the LBE Ordinance include street improvements, renovation and new construction of public facilities, and engineering contracts.

During FY 2012/13, DPW successfully executed a number of activities and initiatives to encourage more LBEs to participate on DPW contracts. Such activities included: changes to the DPW website to make bidding information more accessible to LBE firms; participation in the “Doing Business with the City” training workshop conducted by CMD for LBEs; willingness to try new project delivery methods, such as the Bayview Library where over 68% of the contractors were LBE firms; and Executive Director Mohammed Nuru mandated a goal of no less than 25 Micro LBE projects for FY 2013-14. CMD staff thanks Director Nuru, former Contracts Manager Gordon Choy, current Contract’s Manager Stacey Camillo and Jocelyn Quintos for their support to the LBE community, hosting their own Micro-LBE outreach, and LBEUTS transition.

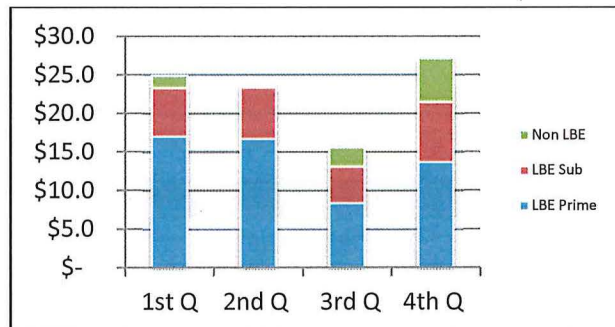
### Projects Overview

DPW consistently awards the highest percentage of contracts and contract dollars to LBEs of all contracting departments in the City. Table 4 shows an overview of dollars awarded by DPW for 14B governed contracts in FY 2012/13. There were a total of 47 contracts awarded totaling over \$91M. LBEs received over \$72.6 million or 83% of the total dollars awarded. The average LBE goal set on DPW contracts was 23%. Additionally the Department awarded four micro-set aside contracts.

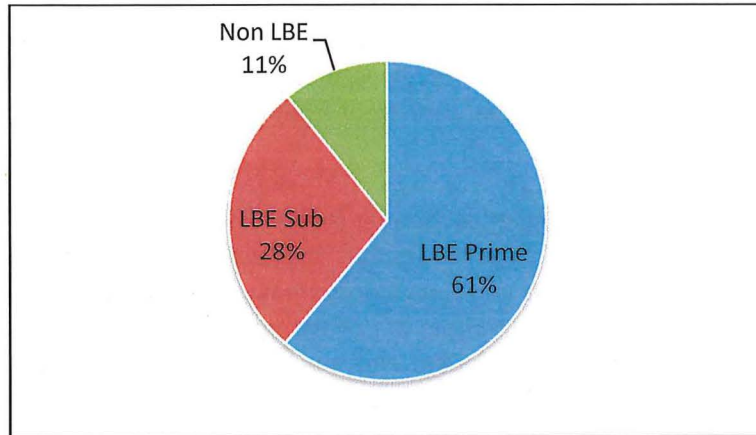
**Table 5: FY 2012/13 DPW AWARDS BY QUARTER (\$ Millions)**

	1st Q	2nd Q	3rd Q	4th Q	FY 2012/13
LBE Prime	\$ 16.6	\$ 16.7	\$ 8.4	\$ 13.7	\$ 55.4
LBE Sub	\$ 6.3	\$ 6.7	\$ 4.7	\$ 7.8	\$ 25.5
Non LBE	\$ 2.1	\$ 0.2	\$ 2.5	\$ 5.6	\$ 10.4
Total	\$ 24.9	\$ 23.6	\$ 15.6	\$ 27.1	\$ 91.2

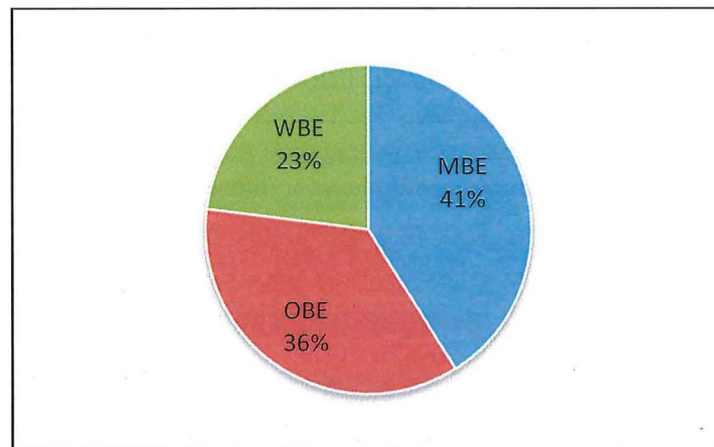
**FIGURE 4: DPW AWARDS BY QUARTER (\$ Millions)**



**FIGURE 5: TOTAL DPW AWARDS**



**FIGURE 6: DPW SUBCONTRACTING AWARDS TO LBES**



**CMD DPW Staff**

Name	Email	Phone
<b>Romulus Asenloo (Manager)</b>	<a href="mailto:Romulus.Asenloo@sfgov.org">Romulus.Asenloo@sfgov.org</a>	415-581-2310
<b>Selormey Dzikunu</b>	<a href="mailto:Selormey.Dzikunu@sfdpw.org">Selormey.Dzikunu@sfdpw.org</a>	415-558-4051
<b>James Soncuya</b>	<a href="mailto:James.Soncuya@sfdpw.org">James.Soncuya@sfdpw.org</a>	415-558-4080

## Port of San Francisco

### About Port Projects

The Port Commission is responsible for the seven and one-half miles of San Francisco Waterfront adjacent to San Francisco Bay, which the Port develops, markets, leases, administers, manages and maintains. Its jurisdiction stretches along the waterfront from Hyde Street Pier on the north to India Basin on the south.

The Port has a track record of supporting opportunities for small and local businesses in San Francisco. In FY 2012/13 Port staff attended workshops, sponsored business breakfasts, and participated actively to outreach to CMD certified contractors and consultants whenever contracts were issued for advertisement. On the Port waterfront a number of private developments have agreed to good faith LBE goals such as, the proposed new Golden State Warriors basketball stadium and the Giants development at Seawall Lot 337. CMD staff thanks Port Executive Director Monique Moyer for her support to the LBE community, hosting events for the community and supporting CMD staff stationed at the Port.

### Projects Overview

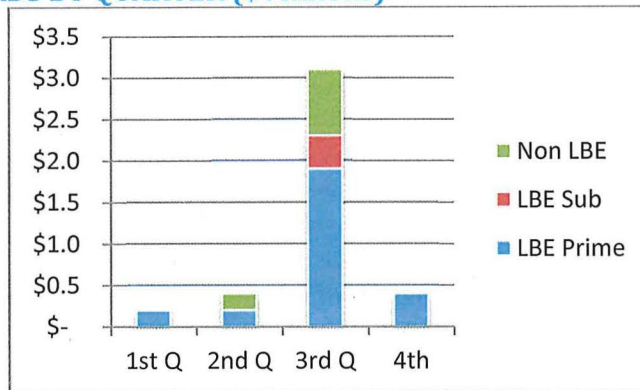
In FY 2012/13, the Port of San Francisco contracting activity was significantly reduced as the department focused on hosting America's Cup 34. Table 5 shows an overview of dollars awarded by the Port that fall under the 14B Ordinance requirements for contracts in FY 2012/13. There were eight contracts awarded totaling over \$4.1M. All eight contracts were awarded to LBEs or LBE joint ventures. LBEs received over \$3.1M (or 75%) of the total dollars awarded. The average LBE goal set on Port contracts was 22%. The Port awarded five micro-set aside contracts during the year, more than any other department in the City.

**TABLE 6: FY 2012/13 PORT AWARDS BY QUARTER (\$ Millions)**

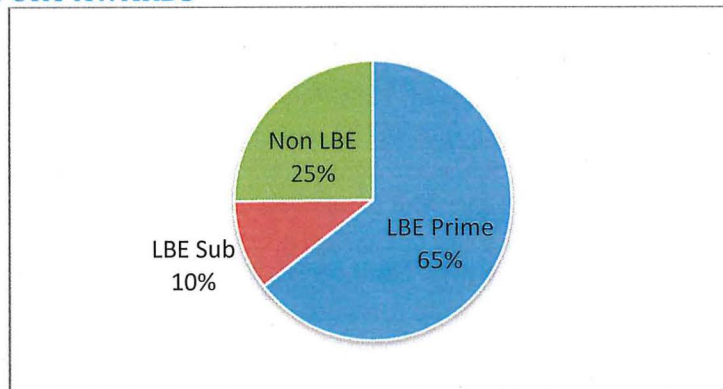
Vendor Type	1st Q	2nd Q	3rd Q	4th	Total
LBE Prime	\$ 0.2	\$ 0.2	\$ 1.9	\$ 0.4	\$ 2.7
LBE Sub	\$ -	\$ -	\$ 0.4	\$ -	\$ 0.4
Non LBE	\$ -	\$ 0.2	\$ 0.8	\$ -	\$ 1.0
Total	\$ 0.2	\$ 0.4	\$ 3.1	\$ 0.4	\$ 4.1



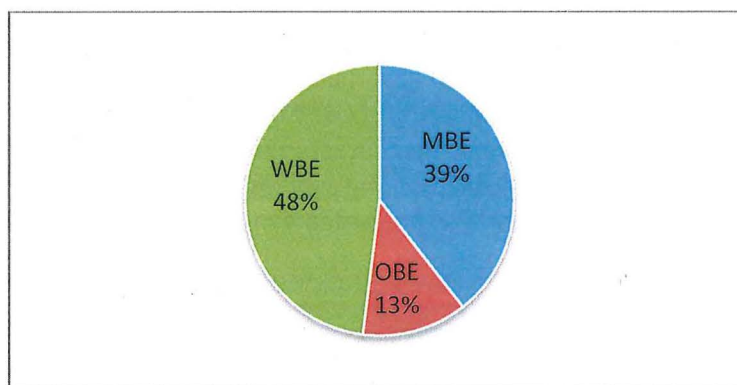
**TABLE 7: PORT AWARDS BY QUARTER (\$ Millions)**



**FIGURE 8: TOTAL PORT AWARDS**



**FIGURE 9: PORT SUBCONTRACTING AWARDS TO LBEs**



**CMD PORT Staff**

Name	Email	Phone
<b>Romulus Asenloo (Manager)</b>	<a href="mailto:Romulus.Asenloo@sfgov.org">Romulus.Asenloo@sfgov.org</a>	415-581-2310
<b>Finbarr Jewell</b>	<a href="mailto:Finbarr.Jewell@sfgov.org">Finbarr.Jewell@sfgov.org</a>	415-274-0511

## Public Utilities Commission

### About PUC Projects

The San Francisco Public Utilities Commission (SFPUC) provides water, wastewater and electric power services to the City and an additional 1.6 million customers within three San Francisco Bay Area counties. The SFPUC also manages the Water System Improvement Program (WSIP) and the Sewer System Improvement Program (SSIP). The WSIP involves a broad range of projects varying in size and complexity covering all aspects of the water system – from dams, reservoirs, pipelines and tunnels to treatment facilities, pump stations and water storage tanks. The SSIP is a 20-year, multi-billion dollar citywide investment required to upgrade aging sewer infrastructure to ensure a reliable and seismically safe sewer system.

The PUC-LBE program provides small regional construction firms located in the water service territory (Daly City to Hetch Hetchy) eligibility to be certified by the CMD for construction contracting opportunities on SFPUC-specified construction projects, as San Francisco-based firms. There are currently over 170 firms certified as PUC-LBEs.

The PUC and its staff are committed supporters of the LBE program. In FY 2012/13, the PUC conducted a number of outreach meeting and workshops for LBEs. Additionally, the department worked with the CMD to develop a Mentor-Protégé program that will be launching in 2014 and in late 2013, the PUC opened the Contractor's Assistance Center a space committed to helping small local businesses gain access to City contracting opportunities. CMD staff would like to thank many individuals at the SFPUC. SFPUC staff is involved with the CMD in several LBE initiatives; they were instrumental in developing the SBA/LBE program to aid firms transitioning from LBE to SBA-LBE. General Manager Harlan Kelly is a true friend of the LBE community and his staff is truly committed to his vision. CMD being a small department is faced with financial challenges and SFPUC's enterprise spirit has benefited CMD's work towards the LBE community.

### Projects Overview

The PUC awards more dollars to LBEs than all other City departments combined. Table 8 shows an overview of dollars awarded by the PUC for 14B governed contracts in FY 2012/13. There were a total of 66 contracts awarded totaling over \$241.2M. LBEs received over \$138M (or 47%) of the total dollars awarded. The 14B bid discount does not apply to contracts over \$10M, for contracts under \$10M, the LBE award amount increases to 67% of all awards. The average LBE subcontracting goal set on PUC contracts was 14%. Additionally, the Department awarded 4 micro-set aside contracts.


**Table 7: FY 2012/13 PUC AWARDS BY QUARTER (\$ Millions)**

Vendor Type	1st Q	2nd Q	3rd Q	4th Q	Total
LBE Prime	\$ 47.3	\$ 3.3	\$ 6.5	\$ 38.6	\$ 95.7
LBE Sub	\$ 21.7	\$ 3.5	\$ 2.2	\$ 14.6	\$ 42.1
Non LBE	\$ 69.0	\$ 15.9	\$ 4.3	\$ 14.1	\$ 103.3
Total	\$ 138.0	\$ 22.7	\$ 13.0	\$ 67.2	\$ 241.2

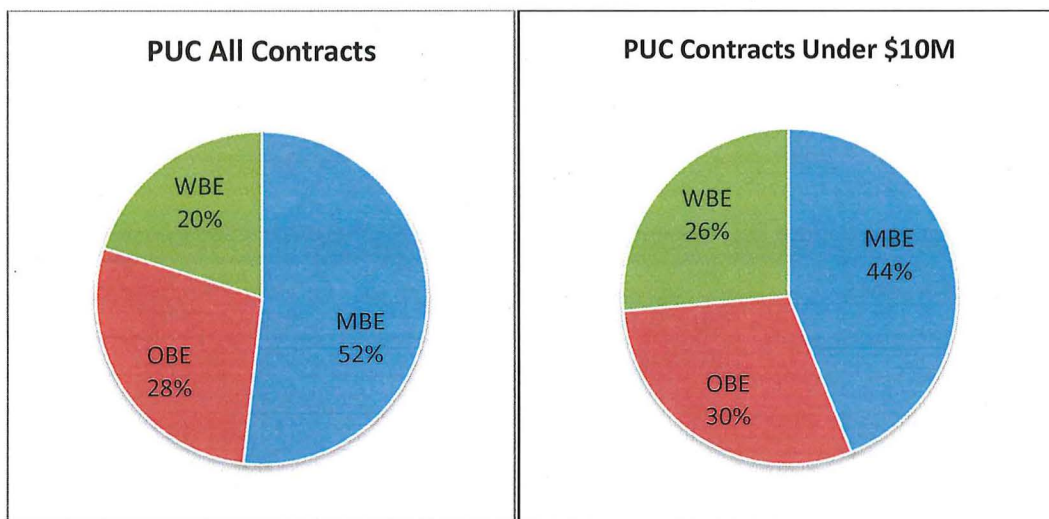
**TABLE 8: PUC AWARDS UNDER \$10M BY QUARTER (\$ Millions)**

Column1	1st Q	2nd Q	3rd Q	4th Q	FY 2012/13
LBE Prime	\$ 47	\$ 8.1	\$ 6.8	\$ 28.4	\$ 90.6
LBE Sub	\$ 13	\$ 35.9	\$ 2.2	\$ 22.2	\$ 74.0
Non LBE	\$ 20	\$ 11.0	\$ 4.1	\$ 30.4	\$ 65.0
<b>Total</b>	<b>\$ 80</b>	<b>\$ 55</b>	<b>\$ 13</b>	<b>\$ 81</b>	<b>\$ 229.6</b>

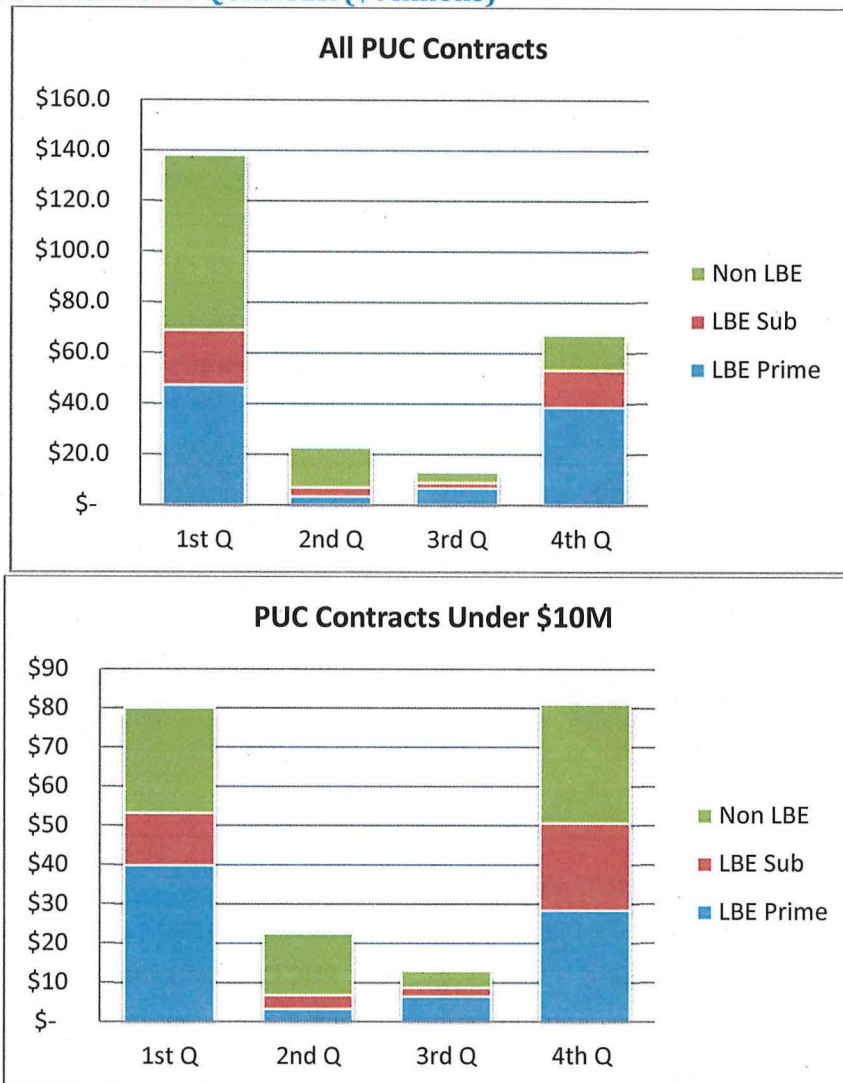
**FIGURE 10: TOTAL PUC AWARDS**



**FIGURE 11: PUC SUBCONTRACTING AWARDS TO LBES**



**FIGURE 12: PUC AWARDS BY QUARTER (\$ Millions)**



**CMD PUC Staff**

Name	Email	Phone
<b>Nichole Truax (Manager)</b>	<a href="mailto:NTruax@sfgwater.org">NTruax@sfgwater.org</a>	415-554-3104
<b>Regina Du</b>	<a href="mailto:RDu@sfgwater.org">RDu@sfgwater.org</a>	415-581-2307
<b>Bayard Fong</b>	<a href="mailto:BFong@sfgwater.org">BFong@sfgwater.org</a>	415-554-3103
<b>Mindy Lee</b>	<a href="mailto:MiLee@sfgwater.org">MiLee@sfgwater.org</a>	415-554-3136
<b>Hadas Rivera-Weiss</b>	<a href="mailto:HRiveraWeiss@sfgwater.org">HRiveraWeiss@sfgwater.org</a>	415-551-4814
<b>Gary Wong</b>	<a href="mailto:GWong@sfgwater.org">GWong@sfgwater.org</a>	415-554-3106

## Recreation and Park Department (RPD)

### About RPD Projects

The Recreation and Park Department oversees more than 220 parks, playgrounds and open spaces, including recreation centers, athletic facilities and other venues. The 2012 parks bond will provide over \$160M in park renovations between 2013 and 2018. The Department of Public Works administers large construction projects on behalf of the RPD. CMD staff would like to thank the staff of RPD for participating in outreach meetings and their support of the LBE program.

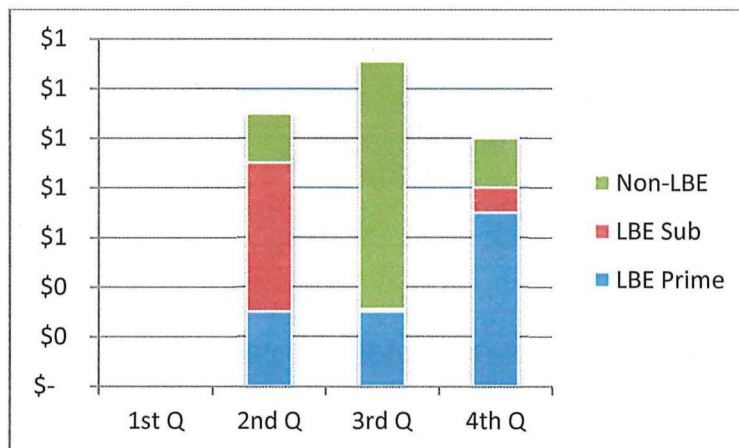
### Projects Overview

Table 10 shows an overview of dollars awarded by the RPD for 14B-governed contracts in FY 2012/13. There were a total of 4 contracts awarded totaling over \$3M dollars. LBEs received over \$2M (or 83%) of the total dollars awarded. The average LBE goal set on RPD contracts was 17%. Additionally, the Department awarded 1 micro-set aside contracts.

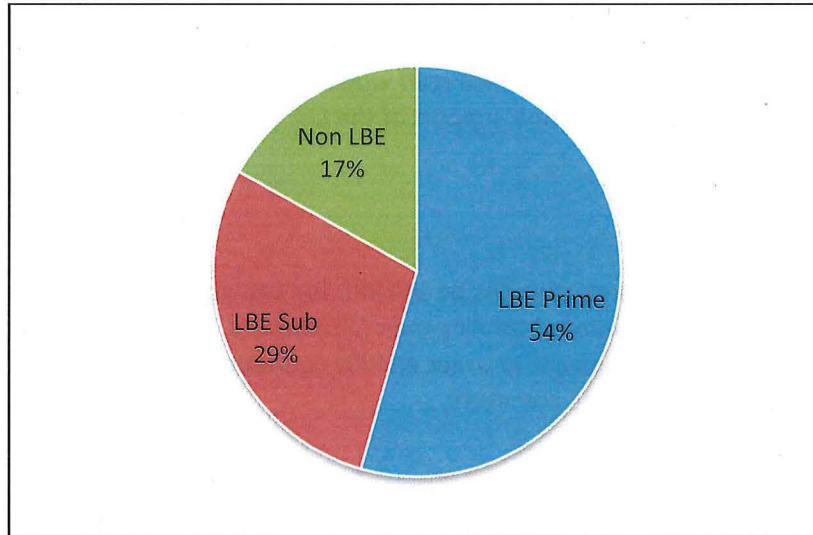
**Table 9: FY 2012/13 RPD AWARDS BY QUARTER (\$ Millions)**

	1st Q	2nd Q	3rd Q	4th Q	Total
LBE Prime	\$-	\$0.3	\$0.3	\$0.7	\$1.30
LBE Sub	\$-	\$0.6	\$0.0	\$0.1	\$0.71
Non-LBE	\$-	\$0.2	\$1.0	\$0.2	\$1.40
Total	\$-	\$1.1	\$1.3	\$1.0	\$3.41

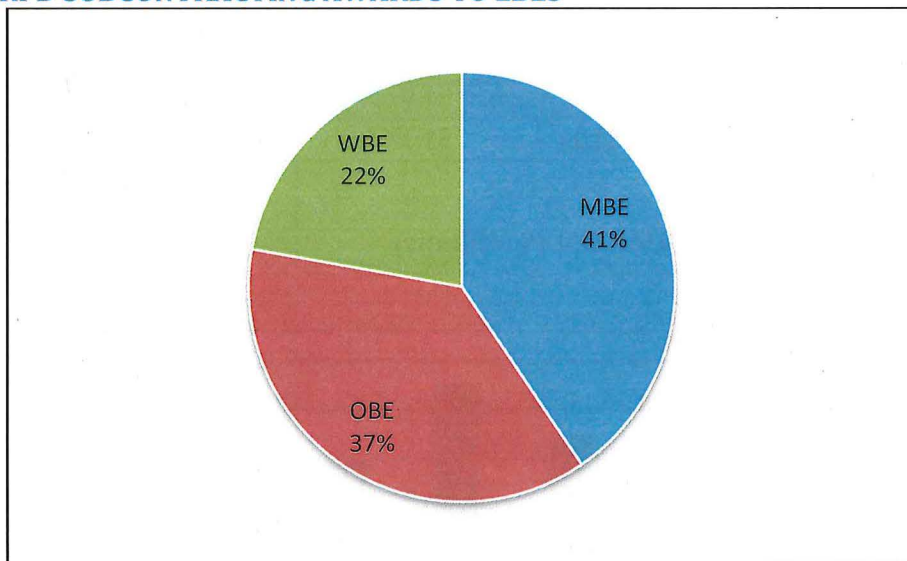
**FIGURE 13: RPD AWARDS BY QUARTER (\$ Millions)**



**FIGURE 14: TOTAL RPD AWARDS**



**FIGURE 15: RPD SUBCONTRACTING AWARDS TO LBES**



**CMD SFO Staff**

Name	Email	Phone
<b>Romulus Asenloo (Manager)</b>	<a href="mailto:Romulus.Asenloo@sfgov.org">Romulus.Asenloo@sfgov.org</a>	415-581-2310
<b>Finbarr Jewell</b>	<a href="mailto:Finbarr.Jewell@sfgov.org">Finbarr.Jewell@sfgov.org</a>	415-274-0511

## Job Order Contracts

### About Job Order Contracts

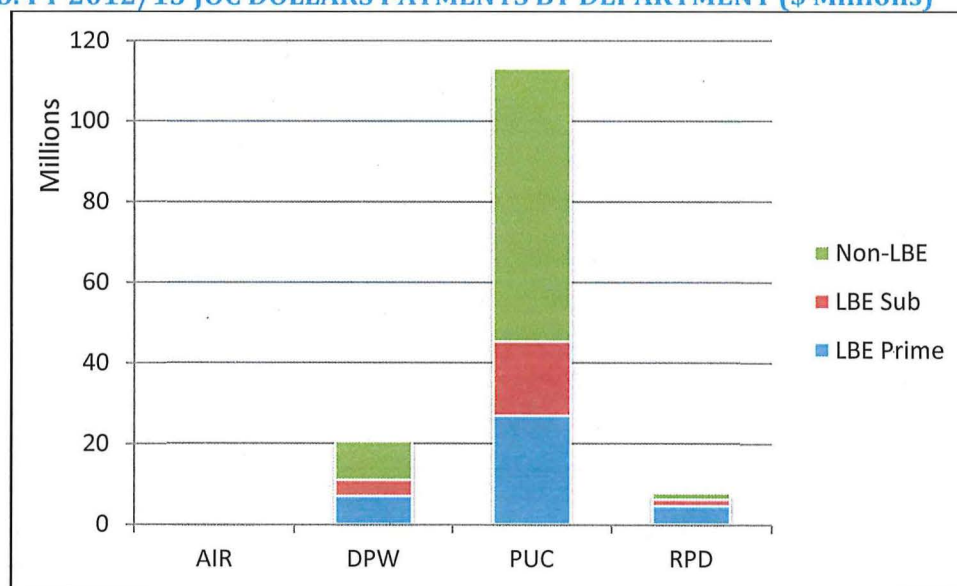
Job Order Contracts or JOCs are used by several City departments to expedite simple, low-risk construction projects, primarily for maintenance and repair. For JOCs, contractors submit proposals not for a specific project, but for a general contract that will allow them to perform repair, maintenance, and minor construction projects as needed. In the JOC process, departments identify a need and determine the scope and requirements of the project, then allow the JOC program manager to assign the project to a prequalified contractor.

The JOC contracting process is currently used by the PUC, DPW, RPD, and Airport. Reporting on payments made through the JOC process is handled by the Gordian Group, a consulting firm, with exclusive rights to the JOC contracting process.

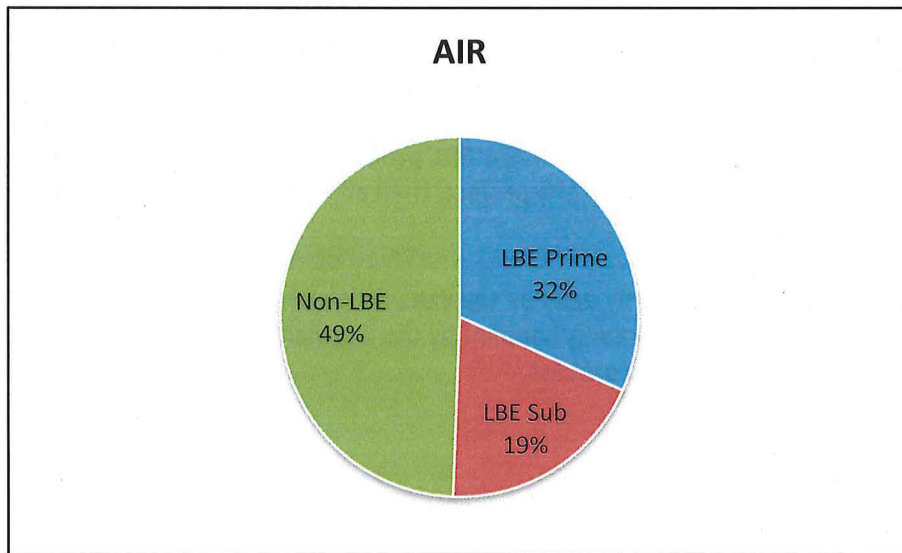
### Projects Overview

There are currently 51 active JOC contracts Citywide, 35 at the PUC, 10 at DPW, 5 at the Recreation and Park Department and 1 at the Airport. There have been over \$140M in task orders issued Citywide with \$116M at the PUC, over \$7M at RPD, \$20M at DPW and over \$700K at the Airport. The average LBE subcontracting participation goal set on JOC contract is 15% Citywide, 14% at the PUC, 15% at DPW, 24% at RPD, and 25% at the Airport.

**FIGURE 16: FY 2012/13 JOC DOLLARS PAYMENTS BY DEPARTMENT (\$ Millions)**

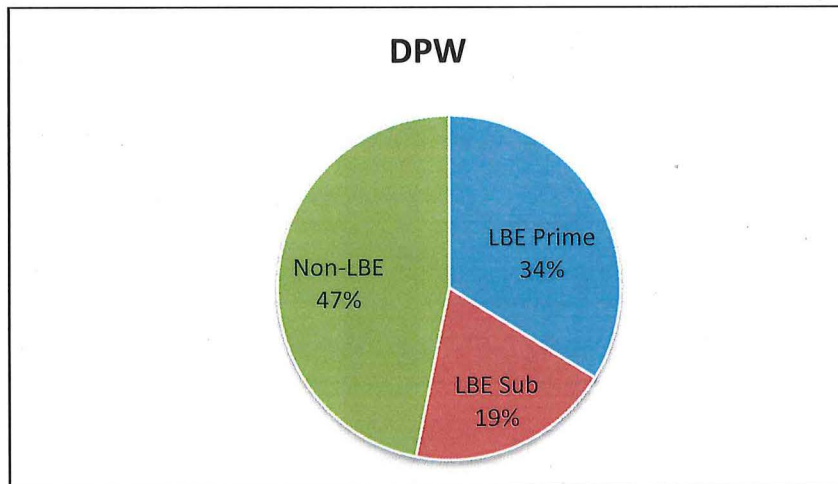


**FIGURE 17: FY 2012/13 SFO JOC PAYMENTS**



- One JOC Contracts awarded to one (100%) LBE Primes
- \$700K in task orders

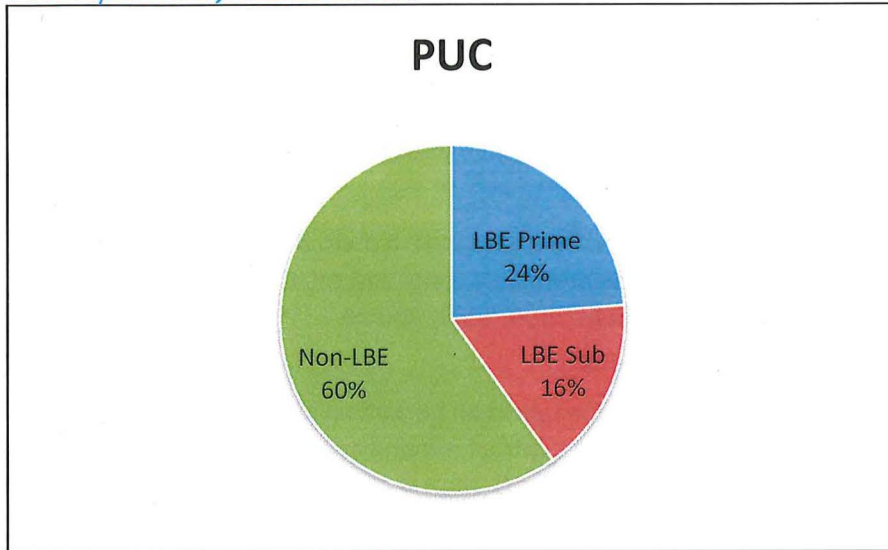
**FIGURE 18: FY 2012/13 DPW JOC PAYMENTS**



- 10 JOC Contracts awarded to six (60%) LBE Primes
- Three Micro-Set Aside JOC awarded
- \$7 Million in task orders

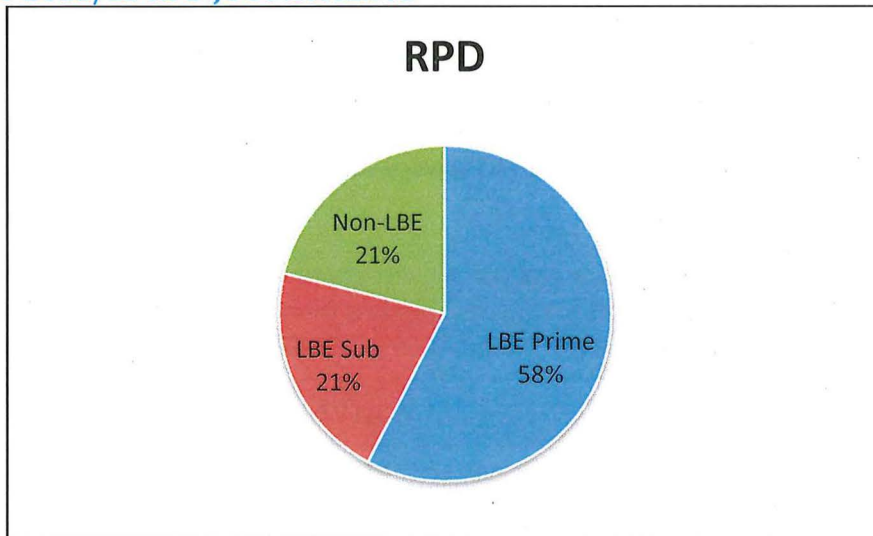


**FIGURE 19: FY 2012/13 PUC JOC PAYMENTS**



- 35 JOC Contracts awarded to 14 (40%) LBE Primes
- \$116 Million in task orders

**FIGURE 20: FY 2012/13 RPD JOC PAYMENTS**



- Six JOC Contracts awarded to six (100%) LBE Primes
- One Micro-Set Aside JOC awarded
- \$7 Million in task orders

## 14B Waivers

### About 14B Waivers

Under certain circumstances, City departments may request that the CMD Director waive the LBE bid discount or LBE subcontracting goal for a particular contract. These circumstances include:

#### 1. Sole Source Waivers

Under Section 14B.7(J)(1) of the 14B Ordinance, the LBE bid discount shall be waived when the Director finds, with the advice of the contract awarding authority and the Office of Contract Administration, that the needed goods or services are available from a sole source.

#### 2. Emergency Waivers

Under Section 14B.7(J)(2), the LBE bid discount shall be waived when the contract awarding authority certifies in writing to the Director that the contract is being awarded under the emergency provisions of the Administrative Code (i.e., situations in which there is an imminent threat to life, property, etc).

#### 3. LBE Subcontracting Goal Waivers

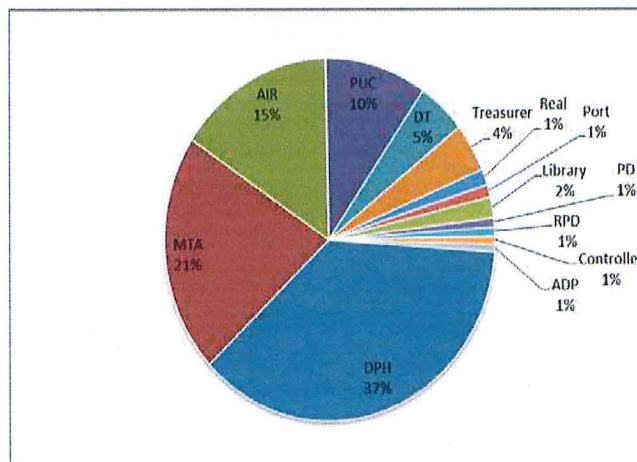
Under Section 14B.8(A) of the 14B Ordinance, the LBE subcontracting goal may be waived by the Director when the contract awarding authority anticipates that there are no subcontracting opportunities or there are not sufficient LBEs available to perform the subcontracting work available on the contract.

### 14B Waivers Overview

In FY 2012/13, the CMD approved 208 requests to waive the 14B Ordinance. Of the 208, 14B waiver requests received, the type of 14B Ordinance waiver requests received can be broken down by count as follows: 10 (5%) were emergency waivers; 61 (30%) were subcontracting waivers; and 135 (65%) were sole source waivers.

Figure 21 shows percentage of the 14B Ordinance waivers approved for FY 2012/13, for major contracting City departments. 23 City departments have less than \$1M in approved waivers. Detailed information on FY 2012/13 14B waivers can be found on the CMD website: [www.sfgov.org/cmd](http://www.sfgov.org/cmd).

**FIGURE 21: PERCENTAGE OF APPROVED WAIVERS BY CITY DEPARTMENT**



## **Fiscal Year 2013/14 Initiatives**

### **LBE Utilization Tracking System**

On July 1, 2013, the CMD launched a web based tool to track LBE compliance in City contracts. The new LBE Utilization Tracking System (LBEUTS), developed by Elation Systems and Software, enables the CMD to ensure that City's departments are in compliance with the provisions of the Local Business Enterprise (LBE) Ordinance. The purpose of the ordinance is to assist small local businesses in competing effectively for City contracts, and to provide for an overall fair City-wide contracting process.

For contracts advertised on or after July 1, 2013, City departments, contractors and all participating subcontractors and subconsultants will be required to use the LBEUTS to submit payment information pursuant to Administrative Code Sections 14B.13(A)(7) and 14B.11(A). All future LBE participation reports will be generated from the LBEUTS and will be based on actual payments rather than award information. More information on the LBEUTS can be found at [www.sfgov.org/lbeuts](http://www.sfgov.org/lbeuts).

### **Online LBE Certification**

In an effort to streamline the LBE certification process and reduce paper, the CMD began offering online LBE certification in September 2013. The new web based tool allows vendors to submit applications and uploaded required documentation to obtain LBE certification. More information is available at [www.sfgov.org/lbecert](http://www.sfgov.org/lbecert).

### **Mentor Protégé Program**

In 2014 the CMD will introduce a Mentor-Protégé Program designed to encourage and motivate prime contractors to help CMD-certified LBEs enhance their capability of performing successfully on City and County of San Francisco contracts. The goal is to increase the overall number of LBEs receiving City and County contract awards, resulting from mentorship and refined business practices.

The City and County of San Francisco's Mentor Protégé Program provides a platform for successful prime companies to assist CMD-Certified firms in any of the following capacities:

1. Organizational/Structural Needs
2. Leadership Development Needs
3. Financial/Business Infrastructure Needs
4. Insurance/Bonding Needs
5. Networking/Business Community Engagement Needs

### **Business Development Program**

Doing business with any government agency requires a specialized set of skills, knowledge and capacity. San Francisco's Contract Monitoring Division recognizes that there are unique and distinct barriers to accessing San Francisco contracting opportunities for Local Business Enterprises (LBE's).

The Business Development Program is designed to provide certified local businesses with technical assistance to enhance their ability to compete for City contracts. This yearlong pilot project consists of twenty certified firms. Each member of the class learns how to develop their skills, access the experts, and increase their capacity. They take an active role by using their own businesses as a case study and creating a strategic growth plan with milestones to help them stay focused on their goals of winning City's contracts. We offer monthly programs with different City Agencies for the class to have access to the experts, learn best practices and network. The program sunsets in April 2014 when CMD will assess its achievements for future consideration.

## **Benefit Corporation Ordinance**

Benefit Corporations are a new class of corporation that are required to create a material positive impact on society and the environment. In December, administration of the City's Benefit Corporation was transferred to the CMD. Benefit Corporations may be eligible for a 4% bid discount on certain City contracts, however, these entities may not adversely impact any bid submitted by a LBE, SBA, local San Francisco, or regional Bay Area business.

## **Future Outreach Events**

The CMD holds monthly workshops on LBE certification, doing business with the City, LBEUTS training, and more. Information on upcoming events can be found at [www.sfgov.org/cmd](http://www.sfgov.org/cmd) on the events page.

**Contract Monitoring Division  
City and County of San Francisco  
Office of the City Administrator**

**30 Van Ness Avenue, Suite 200  
San Francisco, CA 94102  
415-581-2310  
[www.sfgov.org/CMD](http://www.sfgov.org/CMD)**

APPENDIX A - AIRPORT FY 2012/13

Department	Contract Number	Project Name	Prime	Prime LBE Status	LBE Goal	Amount	Subcontractor	Subcontractor LBE Status	Amount	Award Notice	Industry	Quarter
AIR	8599	Terminal 1 Lighting Improvements	Phoenix Electric	LBE-MBE	16%	\$ 1,045,522	Omega Pacific Electrical Supply	LBE-MBE	\$ 331,186	2/12/2013	Construction	3
AIR	8673	SFO Airfield Operations Facility	Trico Construction	LBE-WBE	14%	\$ 7,500,000	North Coast Steel	Non-LBE	\$ 190,702	3/22/2013	Construction	3
							Anvil Builders	LBE-OBE	\$ 769,000			
							Berkeley Cement	Non-LBE	\$ 929,555			
							Quality Erectors	Non-LBE	\$ 1,950,000			
							Bailey Fence	Non-LBE	\$ 112,263			
							Accurate Overhead Door System	Non-LBE	\$ 54,700			
							B K Mill	Non-LBE	\$ 96,858			
							David M. Schmitt	LBE-OBE	\$ 357,645			
							Wester	Non-LBE	\$ 58,864			
							Capitol	Non-LBE	\$ 346,000			
							Value Fire Protection	LBE-MBE	\$ 160,000			
							Ayoab	Non-LBE	\$ 170,000			
							Bullard's Heating & Air, Inc.	LBE-OBE	\$ 292,940			
							Bass	Non-LBE	\$ 1,488,650			
							HSQ Technology	Non-LBE	\$ 106,050			
							Baca & Sons Painting	LBE-MBE	\$ 138,745			
							ECO Bay	LBE-OBE	\$ 10,000			
AIR	9269	As Needed Airport Wide Electrical	Bass Electric	Non-LBE	18%	\$ 360,000	Liberty Electric of San Mateo	LBE-OBE	\$ 66,477	3/5/2013	Construction	3
AIR	9185.9	Terminal 1 Boarding Area B Redevelopment Program	T1 Partner JV	Non-LBE	22%	\$ 30,000,000	Parsons JV	Non-LBE	\$ 9,300,000	2/27/2013	Professional Services	3
							Allen Group	Non-LBE	\$ 9,300,000			
							EPC Consultants	Non-LBE	\$ 4,500,000			
							AE3 Partners	LBE-MBE	\$ 1,800,000			
							Chaves & Associates	LBE-WBE	\$ 1,800,000			
							Futterman Consulting	Non-LBE	\$ -			
							La Costa Consulting Group	Non-LBE	\$ -			
							M LEE Consulting Group	LBE-MBE	\$ 1,800,000			
							Molly Dugan Associates	LBE-WBE	\$ 300,000			
							Robin Chiang	LBE-MBE	\$ 600,000			
							Saylor Consulting	LBE-WBE	\$ 600,000			
AIR	8226A	Westfield Cargo Redevelopment	McCarthy Building Companies, INC	Non-LBE	15%	\$ 4,150,000	RL Sparks DBA RLS	LBE-OBE	\$ 59,920	10/9/2012	Construction	2
							F.W. Associates	LBE-SBA-OBE	\$ 108,890			
							Adrienne Wong & Associates	LBE-WBE	\$ 26,160			
AIR	8354.1	Airport Shoreline Protection Feasibility Study	Moffatt & Nichol/AGS	JV-MBE	14%	\$ 500,000	Meridian Surveying Engineering	LBE-MBE	\$ 40,000	10/30/2012	Professional Services	2
						JV Non LBE \$ 240,000	M LEE Corporation	LBE-MBE	\$ 15,000			
						JV MBE \$ 160,000	Schaaf & Wheeler	Non-LBE	\$ 15,000			
							Andres Garcia	Non-LBE	\$ 15,000			
							Apex Testing Laboratories	LBE-MBE	\$ 15,000			
AIR	8877A	Superbay Hangar Door Retrofit & Repair	Pilot Construction	LBE-WBE	15%	\$ 2,556,940	CTW	LBE-MBE	\$ 107,000	10/30/2012	Construction	2
							Jenson Instrument Co.	Non-LBE	\$ 15,000			
							Bass Electric	Non-LBE	\$ 123,395			
							Coyle Welding	LBE-MBE	\$ 35,000			
							EVRA Construction	Non-LBE	\$ 80,000			
							Yum's Mechanical	LBE-MBE	\$ 250,000			
AIR	9241R	As Needed Pavement Markings Modification	KR Surface Industries	Non-LBE	5%	\$ 348,325	Striping Graphics	Non-LBE	\$ 34,500	11/29/2012	Construction	2

APPENDIX A - AIRPORT FY 2012/13

Department	Contract Number	Project Name	Prime	Prime LBE Status	LBE Goal	Amount	Subcontractor	Subcontractor LBE Status	Amount	Award Notice	Industry	Quarter
							CMC Traffic Control	LBE-WBE	\$ 22,170			
AIR	9242A	Design Build Plot 2 Employee Lot	Synergy Project Management	LBE-MBE	22%	\$ 2,370,000	ABA Global	LBE-MBE	\$ 113,000	10/9/2012	Design Build	2
							Phoenix Electric	LBE-MBE	\$ 626,670			
							YEI Engineers	Non-LBE	\$ 15,000			
							Apex Testing Laboratories	LBE-MBE	\$ 20,000			
							Scheidt & Bachmann USA	Non-LBE	\$ 150,000			
							Compass Engineering	LBE-OBE	\$ 25,000			
AIR	9277	Telecommunications Instructure Upgrades	Bass Electric	Non-LBE	15%	\$ 388,795	JDB Construction	LBE-MBE	\$ 94,500	11/20/2012	Professional Services	2
AIR	8921A	Airport Fire Suppression Repair, Certification & Maintenance	Pilot Construction	LBE-WBE	25%	\$ 377,000	RLH Fire Protection	Non-LBE	\$ 93,684	5/23/2013	Construction	4
AIR	9280.1	Channel Dredging Assessment Geotechnical Study	Moffatt & Nichol-AGS JV	JV-MBE	19%	\$ 400,000	Meridian Surveying Engineering	LBE-MBE	\$ 25,200	6/18/2013	Professional Services	
							JV-Non LBE		\$ 158,000			4
							Boudreau Associates LLC	LBE-WBE	\$ 12,000			
							JV-MBE		\$ 106,000			
							Apex Testing Laboratories	LBE-MBE	\$ 38,800			
							Pacific EcoRisk, Inc.	Non-LBE	\$ 60,000			
AIR	9190	Comprehensive Analysis of the Terminal Signage and Wayfinding Program	Graham, Smith, & Partners	Non-LBE	18%	\$ 345,000	Corey Canapary & Galanis	LBE-OBE	\$ 27,600	7/17/2012	Professional Services	1
							Kate Keating Associates	LBE-WBE	\$ 34,500			
AIR	8879A	Central Garage Carbon Monoxide Monitoring System Replacement	LC General Engineering	LBE-MBE	11%	\$ 983,030	Security Electric	LBE-MBE	\$ 462,024	9/18/2012	Construction	1
							Yum's Mechanical	LBE-MBE	\$ 344,060			
AIR	8315E	Westfield Cargo Building Chiller Replacement	Pilot Construction	LBE-WBE	Micro	\$ 399,500				8/10/2012	Construction	1
AIR	9005-3A	As-Needed Structural Engineering Support Services (Design)	URS/Bello	JV-WBE	20%	\$ 400,000	AMC	LBE-MBE	\$ 20,000	2/12/2013	Professional Services	3
							JV-Non LBE		\$ 189,600			
							JV WBE		\$ 126,400			
							Flucrum Structural Engine	LBE-OBE	\$ 20,000			
							Hinman Consulting	Non-LBE	\$ 4,000			
							Modulus Consulting	LBE-MBE	\$ 12,000			
							RES Engineers	LBE-MBE	\$ 8,000			
							Saylor Consulting	LBE-WBE	\$ 20,000			
AIR	9005-3B	As-Needed Structural Engineering Support Services (Structural)	Rutherford & Chekene/Tenebaum-Manheim Engineers	JV-OBE	20%	\$ 400,000	Parsons Brinckerhoff	Non-LBE	\$ 24,000	2/12/2013	Professional Services	3
							JV Non LBE		\$ 189,600			
							JV OBE		\$ 126,400			
							Weidlinger Associates	Non-LBE	\$ 12,000			
							Wiss, Janney, Elstner	Non-LBE	\$ 20,000			
							Martin Lee Corp	Non-LBE	\$ 28,000			
							Citta	LBE-OBE	\$ 520,000			
AIR	9048A	Design Build Services for Terminal 3 Checkpoint	Hansel Phelps	Non-LBE	PS-22% Con-16%	\$ 20,453,280	Gensler	Non-LBE	\$ 3,204,480	10/30/2012	Design Build	2
							Magnusson Klemencic Assoc	Non-LBE	\$ 510,000			
							WSP Flack & Kurtz	Non-LBE	\$ 460,000			
							Robin Chiang & Co	LBE-MBE	\$ 200,000			
							Hamilton & Aitken	LBE-WBE	\$ 460,000			
							Pannu Larsen McCartney	LBE-MBE	\$ 165,000			
							SJ Engineers	LBE-MBE	\$ 129,000			
							Janet Nolan & Associates	LBE-WBE	\$ 130,000			
							Shen, Milsom & Wilke	Non-LBE	\$ 215,000			
							Simon & Associates	LBE-WBE	\$ 63,500			



APPENDIX B - DEPARTMENT OF PUBLIC WORKS FY 2012/13

Contract Number	Project Name	Prime	Prime LBE Status	LBE Goal	Amount	Subcontractor	Contractor LBE	Amount	Award Notice	Industry	Quarter
1930J	Pavement Renovation and Sewer Replacement -Balboa Street Phase 2	Esquivel Grading & Paving	LBE-MBE	25.6%	\$ 4,366,343	Bay Area Lightworks	LBE-MBE	\$ 21,090	8/13/2012	Construction	1
						Lavina Trucking	LBE-WBE	\$ 220,000			
						CMC Construction	LBE-WBE	\$ 50,000			
						JDB Construction	LBE-OBE	\$ 400,000			
						Shaw Pipeline	LBE-OBE	\$ 426,440			
1931J	Pavement Renovation and Sewer Replacement - San Bruno and Bayshore	Synergy Project Management	LBE-MBE	28.1%	\$ 5,019,810	On the Level	LBE-MBE	\$ 318,500	8/6/2012	Construction	1
						Phoenix Electric Co	LBE-MBE	\$ 319,570			
						Property and Construction MGT	LBE-WBE	\$ 728,450			
						Team North	LBE-WBE	\$ 45,000			
						Sak Construction	Non-LBE	\$ 33,016			
						Mike Brown Electric	Non-LBE	\$ 33,660			
1932J	Pavement Renovation and Sewer Replacement - Fulton, Euclid, Vallejo, Laguna	Esquivel Grading & Paving	LBE-MBE	25.0%	\$ 5,919,539	Phoenix Electric Co	LBE-MBE	\$ 49,478	8/6/2012	Construction	1
						Lavina Trucking	LBE-WBE	\$ 150,000			
						CMC Construction	LBE-WBE	\$ 40,000			
						M. Squared Construction	LBE-OBE	\$ 1,300,000			
						Institution Technologies	Non-LBE	\$ 114,000			
						Nor Cal Pipeline	Non-LBE	\$ 4,700			
1643J	Plymouth Avenue Pavement Renovation and Sewer Replacement	A. Ruiz Construction	LBE-MBE	25.0%	\$ 1,429,696	J. Higgins Trucking	LBE-MBE	\$ 80,750	9/19/2012	Construction	1
						CMC Traffic Control	LBE-WBE	\$ 15,700			
						P&J Utility	LBE-OBE	\$ 224,890			
						Lou's Concrete	LBE-OBE	\$ 47,719			
						Delta Grinding	Non-LBE	\$ 20,000			
7431 A3	ESER 1 Stations No. 18, 31, and 40 Roof Replacement	Roofing Constructors INC dba Western Roofing Services	Non-LBE	14.3%	\$ 642,889	Hawaii Pacific	LBE-WBE	\$ 154,000	8/2/2012	Construction	1
						RJ Mechanical	Non-LBE	\$ 116,100			
						Lewis Merlo	Non-LBE	\$ 20,000			
7431 A4	ESER 1 Stations No. 15, 17, 26, and 32 Roof Replacement	Pioneer Contractors Inc	LBE-MBE	26.6%	\$ 907,980	Yum's Mechanical	LBE-MBE	\$ 128,200	8/8/2012	Construction	1
						Hawaii Pacific	LBE-WBE	\$ 190,000			
APE12063-1	As Needed Geotechnical Engineering Services 2012 - Geotechnical Consultants	Geotechnical Consultants	LBE-MBE	25.0%	\$ 1,000,000	Rollo & Ridley	LBE-OBE	\$ 100,000	7/11/2012	Professional Services	1
						AEW Engineering	LBE-OBE	\$ 30,000			
						STRUCTUS Inc	LBE-MBE	\$ 30,000			
						Dabri Inc	LBE-WBE	\$ 20,000			
						Avila Associates	LBE-WBE	\$ 20,000			
						MUNICON Consultants	LBE-WBE	\$ 20,000			
						CADNET	LBE-WBE	\$ 20,000			
						Jacobs Associates	Non-LBE	\$ 20,000			
						Hernandez Engineering	LBE-MBE	\$ 20,000			
APE12063-2	As Needed Geotechnical Engineering Services 2012 -AGS Inc	AGS, Inc	LBE-MBE	25.0%	\$ 1,000,000	Parsons Brinckerhoff	Non-LBE	\$ 100,000	7/16/2012	Professional Services	1
						Robert Y Chew Geotechnical	LBE-MBE	\$ 120,000			
						APEX Testing Laboratories	LBE-MBE	\$ 70,000			
						Construction Mgmt West	LBE-MBE	\$ 20,000			
						M. Lee Corp	LBE-MBE	\$ 20,000			
						MUNICON Consultants	LBE-WBE	\$ 20,000			



APPENDIX B - DEPARTMENT OF PUBLIC WORKS FY 2012/13

Contract Number	Project Name	Prime	Prime LBE Status	LBE Goal	Amount	Subcontractor	Subcontractor LBE	Amount	Award Notice	Industry	Quarter
APE12063-3	As Needed Geotechnical Engineering Services 2012 - ARUP/Chew Geotechnical JV	ARUP/Chew Geotechnical JV	JV-MBE	25.0%	\$ 1,000,000	Demetrious Koutsoftas Consultants	LBE-OBE	\$ 120,000	9/28/2012	Professional Services	1
			ARUP	JV-Non LBE	\$ 450,000	AEW Engineering	LBE-MBE	\$ 130,000			
			Robert Chew	JV-MBE	\$ 300,000						
RFP ASQ 2012-1	As Needed Sediment Characterization and Coastal Engineering Consulting Services -1	Anchor Fence Company, Inc.	Non-LBE	26%	\$ 900,000	ANALYTICAL RESOURCES	Non-LBE	\$ 54,000	9/1/2012	Professional Services	1
						BOUDREAU ASSOCIATES LLC	LBE-WBE	\$ 135,000			
						BREZINA AND ASSOCIATES	Non-LBE	\$ 18,000			
						NATALIE MACRIS	LBE-WBE	\$ 27,000			
						PACIFIC ECORISK	Non-LBE	\$ 90,000			
						SMARTPLOTING SERVICES	LBE-MBE	\$ 9,000			
						TEG OCEANGRAPHIC	Non-LBE	\$ 81,000			
						UNDERWATER RESOURCES INC	LBE-OBE	\$ 27,000			
						CALSCIENCE ENVIRONMENTAL	Non-LBE	\$ 54,000			
						CEL ANALYTICAL INC	LBE-WBE	\$ 36,000			
						ETRAC ENGINEERING	Non-LBE	\$ 27,000			
						MONTEREY CANYON RESEARCH VESSELS	Non-LBE	\$ 27,000			
RFP ASQ 2012-2	As Needed Sediment Characterization and Coastal Engineering Consulting Services -2	Science Applications International Corporation	Non-LBE	12%	\$ 900,000	AEW Engineering	LBE-MBE	\$ 37,800	9/1/2012	Professional Services	1
						BOUDREAU ASSOCIATES LLC	LBE-WBE	\$ 54,000			
						ENVIRONMENTAL & CONSTRUCTIONAL SLTNS INC	LBE-WBE	\$ 37,800			
						NATALIE MACRIS	LBE-WBE	\$ 18,000			
						ANALYTICAL RESOURCES	Non-LBE	\$ 22,500			
						CALSCIENCE ENVIRONMENTAL	Non-LBE	\$ 22,500			
						COAST & HARBOR ENGINEERING	Non-LBE	\$ 27,000			
						COLUMBIA ANALYTICAL SERVICES	Non-LBE	\$ 18,000			
						ETRAC ENGINEERING	Non-LBE	\$ 18,000			
						GAHAGAN & BRYANT	Non-LBE	\$ 18,000			
						MOFFITT & NICHOL	Non-LBE	\$ 22,500			
						MONTEREY CANYON RESEARCH VESSELS	Non-LBE	\$ 13,500			
						PACIFIC ECORISK	Non-LBE	\$ 54,000			
						TEG OCEANGRAPHIC	Non-LBE	\$ 27,000			
RFP ASQ 2012-3	As Needed Sediment Characterization and Coastal Engineering Consulting Services -3	NewFields	Non-LBE	20%	\$ 900,000	NORTHGATE	Non-LBE	\$ 135,000	9/1/2012	Professional Services	1
						AEW Engineering	LBE-MBE	\$ 45,000			
						BOUDREAU ASSOCIATES LLC	LBE-WBE	\$ 45,000			
						ACTA ENVIRONMENTAL INC	LBE-WBE	\$ 18,000			
						COAST RIDGE ECOLOGY	LBE-OBE	\$ 18,000			
						JUNGLE COMMUNICATIONS INC	LBE-MBE	\$ 18,000			
						VERDANT SOLUTIONS	Non-LBE	\$ 18,000			
						ALPHA ANALYTICAL	Non-LBE	\$ 27,000			
						ANALYTICAL RESOURCES	Non-LBE	\$ 90,000			
						CEL ANALYTICAL INC	LBE-WBE	\$ 18,000			
						ETRAC ENGINEERING	Non-LBE	\$ 45,000			
						TEG OCEANGRAPHIC	Non-LBE	\$ 45,000			
						UNDERWATER RESOURCES INC	LBE-OBE	\$ 18,000			
						NOBLE CONSULTANTS	Non-LBE	\$ 90,000			

APPENDIX B - DEPARTMENT OF PUBLIC WORKS FY 2012/13

Contract Number	Project Name	Prime	Prime LBE Status	LBE Goal	Amount	Subcontractor	Contractor LBE	Amount	Award Notice	Industry	Quarter
RFP ASQ 2012-4	As Needed Sediment Characterization and Coastal Engineering Consulting Services -4	URS Corporation	Non-LBE	12%	\$ 900,000	3D VISIONS	LBE-WBE	\$ 9,000	9/1/2012	Professional Services	1
						AEW Engineering	LBE-MBE	\$ 9,000			
						BIOMAAS LLC	LBE-MBE	\$ 9,000			
						CEL ANALYTICAL INC	LBE-WBE	\$ 18,000			
						COAST RIDGE ECOLOGY	LBE-OBE	\$ 9,000			
						DIXON MARINE SERVICES	Non-LBE	\$ 9,000			
						ESA PWA	Non-LBE	\$ 9,000			
						GREGG DRILLING & TESTING	Non-LBE	\$ 9,000			
						HYDROCONSULT ENGINEERS INC	LBE-WBE	\$ 9,000			
						LEE INCORPORATED	LBE-WBE	\$ 13,500			
						MICHAEL S. THOMAS	LBE-OBE	\$ 13,500			
						PACIFIC ECORISK	Non-LBE	\$ 18,000			
						TELAMON ENGINEERING CONSULTANTS INC	LBE-WBE	\$ 9,000			
						UNDERWATER RESOURCES INC	LBE-OBE	\$ 9,000			
						VERDANT SOLUTIONS	Non-LBE	\$ 9,000			
1933J	Pavement Renovation and Sewer Replacement - 14th Street	A. Ruiz	LBE-MBE	25%	\$ 2,568,144	J. Higgins Trucking	LBE-MBE	\$ 85,500	10/12/2012	Construction	2
						Phoenix Electric Co	LBE-MBE	\$ 214,993			
						CMC Traffic Control	LBE-WBE	\$ 30,000			
						P&J Utility	LBE-OBE	\$ 260,790			
						Lou's Concrete	LBE-OBE	\$ 52,500			
						Norcal Pipeline	Non-LBE	\$ 67,775			
						Jim Turner ENG	Non-LBE	\$ 5,000			
						Delta Grinding	Non-LBE	\$ 18,000			
1949J	Jefferson Street Improvements	Bauman Landscape	LBE-OBE	25%	\$ 3,366,529	Rojas Trucking	LBE-MBE	\$ 20,000	10/29/2012	Construction	2
						MC Metal	LBE-MBE	\$ 28,500			
						Bay Area Lightworks	LBE-MBE	\$ 380,000			
						D. Lopez Concrete	LBE-MBE	\$ 50,000			
						CMC Traffic Control	LBE-WBE	\$ 10,000			
						P&J Utility	LBE-OBE	\$ 365,240			
						18 Trucking	Non-LBE	-			
						Bay Area Sewer	Non-LBE	-			
1911J	Folsom Street Pavement Renovation and Sewer Replacement	A. Ruiz	LBE-MBE	25%	\$ 1,585,733	Rojas Trucking	LBE-MBE	\$ 90,000	10/23/2012	Construction	2
						CMC Traffic Control	LBE-WBE	\$ 35,000			
						Lou's Concrete	LBE-OBE	\$ 80,500			
						P&J Utility	LBE-OBE	\$ 195,790			
						Norcal Pipeline	Non-LBE	\$ 7,500			
						Delta Grinding	Non-LBE	\$ 21,000			
						SAK Construction	Non-LBE	\$ 35,928			
1916J	Proposition K Curb Ramps Fiscal Year 2011-12	A. Ruiz	LBE-MBE	25%	\$ 597,180	Rojas Trucking	LBE-MBE	\$ 72,000	10/26/2012	Construction	2
						CMC Traffic Control	LBE-WBE	\$ 71,000			
2035D-6	As Needed Sidewalk Inspection & Repair Program	LC General Engineering	LBE-MBE	25%	\$ 1,796,620	MH Construction	LBE-MBE	\$ 470,000	10/30/2012	Construction	2
						Bay Area Arborist	Non-LBE	\$ 45,000			
						Nearly Landscape	Non-LBE	\$ 12,000			
1936J	Pavement Renovation: Streetscape & Water Main Installation	Synergy Project Management	LBE-MBE	25%	\$ 6,081,293	Apadana Engineering	LBE-WBE	\$ 1,176,360	11/30/2012	Construction	2
						Catmex Maintenance	LBE-WBE	\$ 430,000			
2052 J	Various Locations Curb Ramp Construction	Bay Area Lightworks	LBE-MBE	25%	\$ 462,280	CMC Traffic Control	LBE-WBE	\$ 9,800	11/16/2012	Construction	2
						KCA Engineers	LBE-OBE	\$ 81,250			

APPENDIX B - DEPARTMENT OF PUBLIC WORKS FY 2012/13

Contract Number	Project Name	Prime	Prime LBE Status	LBE Goal	Amount	Subcontractor	Contractor LBE	Amount	Award Notice	Industry	Quarter
						North Tipp Construction	LBE-OBE	\$ 24,720			
0262P	Hall of Justice HVAC Maintenance	Claddagh Refrigeration	LBE-OBE	Micro	\$ 99,240				12/17/2012	Construction	2
2025J	Vermont Street Gardens	Trinet Construction	LBE-WBE	Micro	\$ 177,200	MC Metal	LBE-MBE	\$ 14,800	12/20/2012	Construction	2
						Dees Hennessey	Non-LBE	\$ 18,000			
APE12104-1	As-Needed Mechanical/Electrical Engineering Services (MWH)	MWH Americas	Non-LBE	23%	\$ 1,500,000	BAC Engineer	LBE-MBE	\$ 75,000	12/28/2013	Professional Service	2
						DCMS	LBE-OBE	\$ 45,000			
						M. Lee Corp	LBE-MBE	\$ 75,000			
						Modulus Consulting	LBE-MBE	\$ 75,000			
						NBA Engineering	LBE-WBE	\$ 75,000			
APE12104-2	As-Needed Mechanical/Electrical Engineering Services (GHD)	GHD	Non-LBE	23%	\$ 1,500,000	SJ Engineers	LBE-MBE	\$ 75,000	12/28/2012	Professional Service	2
						EdesignC Inc	LBE-WBE	\$ 75,000			
						Modulus Consulting	LBE-MBE	\$ 120,000			
						M. Lee Corp	LBE-MBE	\$ 75,000			
						Joseph Chow	LBE-MBE	\$ 45,000			
APE 12104-3	As-Needed Mechanical/Electrical Engineering Services (TTG)	TTG	Non-LBE	23%	\$ 1,500,000	EdesignC Inc	LBE-WBE	\$ 195,000	12/31/2012	Professional Service	2
						Dabri Inc	LBE-WBE	\$ 90,000			
						MHC Engineering	LBE-MBE	\$ 195,000			
APE 12063	As-Needed Geotechnical Services	ARUP/Robert Chew	JV-MBE	25%	\$ 1,000,000	Koutsoftas Geotechnical	LBE-OBE	\$ 300,000	10/1/2012	Professional Service	2
						AEW Engineers	LBE-MBE	\$ 130,000			
6735AR	1640/1650 Mission Street Emergency Generator Design	Chiang CM Construction	LBE-MBE	20%	\$ 1,338,868	MC Metal	LBE-MBE	\$ 11,000	11/7/2012	Construction	2
						Starlite Electric	LBE-MBE	\$ 599,985			
						B&C Painting	LBE-WBE	\$ 9,165			
						Hansan Flooring	Non-LBE	\$ -			
						Pacific Shores	LBE-MBE	\$ 39,344			
						Stenter Masonry	LBE-MBE	\$ 7,830			
						TEC Accutite	Non-LBE	\$ -			
						Chung Wah Plumbing	LBE-MBE	\$ -			
						Yum's Mechanical	LBE-MBE	\$ 97,000			
7431A-5	ESER 1 Fire Station Nos. 10 and 13, Roof Replacement	Western Roofing Service	Non-LBE	10%	\$ 416,777	RJ Mechanical	Non-LBE	\$ 120,400	2/22/2013	Construction	3
						Hawaii Pacific	LBE-WBE	\$ 155,000			
7437A-1	ESER 1 Fire Station No. 6 Emergency Generator Replacement	Becker Technical Services	LBE-OBE	Micro	\$ 188,668				2/14/2013	Construction	3
1938J	Sickles Avenue and Alemany BLVD Pavement Renovation	Precision Engineering	LBE-MBE	25%	\$ 3,863,109	D. Lopez Concrete	LBE-MBE	\$ 400,000	1/18/2013	Construction	3
						Azul Works	LBE-WBE	\$ 420,000			
						CMC Traffic Control	LBE-WBE	\$ 40,000			
						Costello Trucking	LBE-OBE	\$ 50,000			
						JDB Construction	LBE-OBE	\$ 60,000			
						MCK Services	Non-LBE	\$ 1,093,000			
1972J	Union Square Public Right-of-Way Accessibility Improvements	CF Contracting, Inc.	LBE-OBE	25%	\$ 451,545	Phoenix Electric Co	LBE-MBE	\$ 123,000	2/22/2013	Construction	3
						Pasqual Diaz Construction	Non-LBE	\$ 180,000			
1901J	Various Locations Pedestrian Countdown Signals Contract No.	Phoenix Electric Co	LBE-MBE	20%	\$ 1,172,661	A. Ruiz	LBE-MBE	\$ 418,257	3/19/2013	Construction	3
						Alta Engineering	LBE-WBE	\$ 38,330			
						North Tipp Construction	LBE-OBE	\$ 65,000			
						Sullivan's Concrete	LBE-OBE	\$ 18,000			
1966J	Pavement Renovation, Water Main Installation, and Sewer Replacement-17th & 18th Sts.	M Squared Construction, Inc.	LBE-OBE	25%	\$ 2,978,230	Cobra Trucking	LBE-MBE	\$ 60,000	3/15/2013	Construction	3

APPENDIX B - DEPARTMENT OF PUBLIC WORKS FY 2012/13

Contract Number	Project Name	Prime	Prime LBE Status	LBE Goal	Amount	Subcontractor	Subcontractor LBE	Amount	Award Notice	Industry	Quarter
						MK Pipelines	LBE-OBE	\$ 340,000			
						JK Trucking	LBE-OBE	\$ 190,000			
						Sullivan's Concrete	LBE-OBE	\$ 180,000			
						Ghilotti Bros Contractors	Non-LBE	\$ 484,171			
1951J	Various Locations Pavement Renovation No. 16 Sewer Replacement and Water Main Installation	Huey Construction Management Co, Inc dba MH Construction Management Co	LBE-MBE	25%	\$ 2,598,800	On the Level	LBE-MBE	\$ 42,000	3/26/2013	Construction	3
						JDB Construction	LBE-OBE	\$ 573,790			
						P&J Utility	LBE-OBE	\$ 345,501			
						Interstate Grading and Paving	Non-LBE	\$ 554,500			
						MBC Inc.	Non-LBE	\$ 20,000			
						Lane Safety Co., Inc.	Non-LBE	\$ 5,000			
2187J	Various Locations On-Call Overhead Contact Systems (OCS) Svc	Reliance Engineering Inc.	LBE-MBE	25%	\$ 1,574,500	Phoenix Electric Co	LBE-MBE	\$ 395,000		Construction	3
1745J	28th Avenue Pavement Renovation and Sewer Replacement	Esquivel Grading & Paving, Inc	LBE-MBE	25%	\$ 2,269,109	Cobra Trucking	LBE-MBE	\$ 50,000		Construction	3
						J. Flores Construction	LBE-OBE	\$ 700,000			
ECS RFP 2013	As-Needed Environmental Consulting and Planning Services	AEW Engineering, Inc.	LBE-MBE	25%	\$ 600,000	Ward & Associates	LBE-MBE	\$ 24,000	6/24/2013	Professional Serv	4
						Yerba Buena Engineering	Non-LBE	\$ 6,000			
						Robert Y Chew Geotechnical	LBE-MBE	\$ 12,000			
						Hydroconsult Engineers, Inc	LBE-WBE	\$ 18,000			
						McCampbell Analytical Inc.	Non-LBE	\$ 24,000			
						North Tower Environmental Inc.	LBE-WBE	\$ 18,000			
						Orion Environmental Associates	LBE-MBE	\$ 24,000			
						Pitcher Drilling	Non-LBE	\$ 12,000			
						TELAMON ENGINEERING CONSULTANTS INC	LBE-WBE	\$ 24,000			
						Vibro-Acoustic Consultants	LBE-MBE	\$ 18,000			
						Vironex Inc.	Non-LBE	\$ 6,000			
						Bourdreau Associates LLC	LBE-WBE	\$ 24,000			
						CES Controlled Environmental Serv	Non-LBE	\$ 6,000			
						Curtis and Tompkins	Non-LBE	\$ 6,000			
						Endpoint Environmental	LBE-WBE	\$ 12,000			
						Fugro Consultants, Inc.	Non-LBE	\$ 12,000			
						Gregg Drilling	Non-LBE	\$ 6,000			
						Geotechnical Consultants, Inc.	LBE-MBE	\$ 18,000			
FCE13078	28th Avenue Pavement Renovation and Sewer Replacement	Esquivel Grading & Paving, Inc.	LBE-MBE	25%	2,269,109.30	Cobra Trucking	LBE-MBE	\$ 50,000	5/15/2013	Construction	4
						J. Flores Construction	LBE-OBE	\$ 700,000			
FCE11066	Balboa Streetscape Improvements Project [Federal ID No. HPLUL-5934(138)]	A. Ruiz Construction Co. & Assoc., Inc.	LBE-MBE	20%	2,333,434.30	Phoenix Electric Co	LBE-MBE	\$ 242,000	6/7/2013	Construction	4
						J. Higgins Trucking	LBE-MBE	\$ 150,000			
						CMC Traffic Control	LBE-WBE	\$ 75,000			
						Bauman Landscape	LBE-OBE	\$ 347,541			
						Low's Concrete	LBE-OBE	\$ 50,000			
						Chrisp Co.	Non-LBE	\$ 55,237			
						Delta Grinding	Non-LBE	\$ 12,000			
FCE13049	Contract 33 Traffic Signal Modifications	Phoenix Electric Co.	LBE-MBE	25%	1,176,888.00	A. Ruiz	LBE-MBE	\$ 205,000	6/24/2013	Construction	4
						J.R. Monterosa	LBE-MBE	\$ 10,000			
						Alta Engineering	LBE-WBE	\$ 35,300			
						Omega Pacific Electrical	LBE-MBE	\$ 44,400			
FCE13092	Pavement Renovation - Alemany Boulevard Phase II	LC General Engineering and Construction	LBE-MBE	25%	1,149,091.56	Springline	LBE-OBE	\$ 288,000	6/27/2013	Construction	4

APPENDIX B - DEPARTMENT OF PUBLIC WORKS FY 2012/13

Contract Number	Project Name	Prime	Prime LBE Status	LBE Goal	Amount	Subcontractor	Subcontractor LBE	Amount	Award Notice	Industry	Quarter
						CMC Traffic Control	LBE-WBE	\$ 20,000			
						SF Archibald	Non-LBE	\$ 389,410			
FCE12089	Bayshore Boulevard and Paul Avenue Traffic Signals Upgrade [Federal Aid Project No. HSIPL-6328(031)]	Phoenix Electric Co.	LBE-MBE	20%	248,702.00	F. Ferrando & CO	Non-LBE	\$ 50,000	6/27/2013	Construction	4
FCE13021	Sunset Boulevard New Traffic Signals [Federal Aid Project No. HSIPL-6328(039)]	Bay Area Lightworks Inc.	LBE-MBE	20%	561,105.00	Wesco Distribution	Non-LBE	\$ 14,000	6/4/2013	Construction	4
						CMC Traffic Control	LBE-WBE	\$ 2,000			
						North Tipp Construction	LBE-OBE	\$ 20,000			
FCE13082	Kirkham Street Pavement Renovation and Sewer Replacement (ReBid)	L C General Engineering and Construction	LBE-MBE		3,690,239.93	Springline	LBE-OBE	\$ 1,151,865	6/24/2013	Construction	4
						CMC Traffic Control	LBE-WBE	\$ 30,000			
						CF Archibald Paving	Non-LBE	\$ 1,111,500			
						SAK Construction	Non-LBE	\$ 291,042			
FCE13073	Pavement Renovation and Watermain Installation - Divisadero Street and Franklin Street	M Squared Construction, Inc.	LBE-OBE	25%	8,269,000.00	All Concrete Construction	LBE-MBE	\$ 1,271,734	6/28/2013	Construction	4
						Bay Area Lightworks	LBE-MBE	\$ 481,000			
						Sullivan's Concrete	LBE-OBE	\$ 220,000			
						Team North	LBE-WBE	\$ 160,000			
						JK Trucking	LBE-OBE	\$ 340,000			
						CF Archibald Paving	Non-LBE	\$ 1,271,734			
						Norcal Pipeline	Non-LBE	\$ 78,810			
						SAK Construction	Non-LBE	\$ 149,370			
FCE13065	Pavement Renovation and Sewer Replacement - Guerrero Street	Precision Engineering, Inc.	LBE-MBE	25%	2,687,772.50	Hernandez Construction	LBE-MBE	\$ 310,000	6/28/2013	Construction	4
						CMC Traffic Control	LBE-WBE	\$ 100,000			
						Team North	LBE-WBE	\$ 45,000			
						Costello Trucking	LBE-OBE	\$ 30,000			
						The Barricade Company	LBE-OBE	\$ 205,000			
						MCK Services	Non-LBE	\$ 428,000			
FCE13083	Pavement Renovation - Pine Street, Sacramento Street, and Stockton Street	Shaw Pipeline, Inc.	LBE-OBE	25%	4,112,214.00	Ronald Nelson	LBE-OBE	\$ 11,000	6/28/2013	Construction	4
						Esquivel	LBE-MBE	\$ 993,637			
						Costello Trucking	LBE-OBE	\$ 27,000			
						SF Archibald	Non-LBE	\$ 893,002			
						SAK Construction	Non-LBE	\$ 642,011			
						Norcal Pipeline	Non-LBE	\$ 104,835			
ICP12100	Potrero Hill Community Garden Retaining Wall [Micro-LBE Set	JDB Construction	LBE-OBE	Micro	\$ 46,590	AAA Fence	LBE-OBE	\$ 14,500	8/16/2012	Construction	1
						Cal-Con Pumping	LBE-WBE	\$ 1,200			

APPENDIX C - PORT FY 2012/13

Contract Number	Project Name	Prime	Prime LBE Status	LBE Goal	Amount	Subcontractor	Subcontractor LBE Status	Amount	Award Notice	Industry	Quarter
2759	Electrical Service Upgrade 34th America's Cup	Anvil Builders	LBE-OBE	26%	\$ 428,499	BBJ Electric	Non-LBE	\$ 198,000	12/10/2013	Construction	2
						North American Fence & Railing INC	Non-LBE	\$ 10,929			
2750	Pier 50 Covered Shed	JDB Construction	LBE-OBE	Micro	\$ 374,725				5/30/2013	Construction	4
RFQ 2012-05.23	As Needed Engineering and Related Services	Gerwick / SDE	JV-OBE	21%	\$ 1,500,000	AMC Consulting	LBE-MBE	\$ 30,000	9/17/2013	Professional Services	3
						Mathew J. Bittleston	LBE-OBE	\$ 15,000			
						Telamon Engineering Consult	LBE-WBE	\$ 30,000			
						MHC Engineers	LBE-MBE	\$ 30,000			
						Simon & Associates	LBE-WBE	\$ 30,000			
						Carey & Company	LBE-WBE	\$ 30,000			
						TBD Consultants	Non-LBE	\$ 15,000			
						Anchor QEA	Non-LBE	\$ 15,000			
						Eleen Joslin Johnck	LBE-WBE	\$ 7,500			
						EWC Group	Non-LBE	\$ 75,000			
						RES Engineers	LBE-MBE	\$ 30,000			
						Robin Chiang Architects	LBE-MBE	\$ 45,000			
						Rollo & Ridley	LBE-OBE	\$ 30,000			
						Teecom	Non-LBE	\$ 15,000			
						Bermello Ajamil & Associates	Non-LBE	\$ 15,000			
						CHS Consulting Group	LBE-MBE	\$ 15,000			
						Merrill Morris Partners	LBE-WBE	\$ 15,000			
						Treadwell & Rollo/Langan	Non-LBE	\$ 15,000			
						Liftech	Non-LBE	\$ 7,500			
						Towill	Non-LBE	\$ 15,000			
						The Their Group	LBE-WBE	\$ 7,500			
						HRA Consulting Engineers	LBE-WBE	\$ 30,000			
RFQ 2012-05.23	As Needed Engineering and Related Services	Creegan+D'Angelo / AGS	JV-MBE	21%	\$ 1,500,000	Avila & Associates	LBE-WBE	\$ 3,150		Professional Services	3
						Carey & Company	LBE-WBE	\$ 9,450			
						CHS Consulting Group	LBE-MBE	\$ 3,150			
						Dabri, Inc	LBE-WBE	\$ 3,150			
						Garavaglia Architecture	LBE-OBE	\$ 3,150			
						Lee, Inc.	LBE-WBE	\$ 9,450			
						M. Lee Corporation	LBE-MBE	\$ 3,150			
						Meridian Surveying & Engineering	LBE-WBE	\$ 3,150			
						Merrill Morris Partners	LBE-WBE	\$ 6,300			
						MHC Engineers	LBE-WBE	\$ 3,150			
						Michael Tauber Architecture	LBE-OBE	\$ 3,150			
						NBA Engineering	LBE-WBE	\$ 3,150			
						OPAC Consulting Engineers	LBE-MBE	\$ 6,300			
						Public Policy Collaboration	LBE-OBE	\$ 1,575			
						RES Engineers	LBE-MBE	\$ 3,150			
						Sally Swanson Architects	LBE-WBE	\$ 3,150			
						Simon & Associates	LBE-WBE	\$ 1,575			
						Underwater Resources, Inc.	LBE-WBE	\$ 6,300			
RFQ A	Contracting Consultant	Esther Reyes	LBE-WBE	Micro	\$ 30,000				7/1/2013	Professional Services	1
RFQ B	Public Relations Consultant	Media Consultants International	LBE-OBE	Micro	\$ 38,950				7/1/2013	Professional Services	1
RFQ C	Public Relations Consultant	Davis & Associates	LBE-MBE	Micro	\$ 50,000				7/1/2013	Professional Services	1
RFQ D	Public Relations Consultant	Molly Duggan	LBE-WBE	Micro	\$ 110,000				7/1/2013	Professional Services	1

APPENDIX D - PUBLIC UTILITIES COMMISSION FY 2012/13

Department	Contract Number	Project Name	Prime	Prime LBE Status	LBE Goal	Amount	Subcontractor	Subcontractor LBE Status	Amount	Award Notice	Industry	Quarter
PUC	WW-525	Southeast Water Pollution Control Plant Northside Facility Reliability Upgrades	NTK Construction	SBA-MBE	8%	\$ 11,160,000	Allied Crane	Non-LBE	\$ 139,740	7/19/2012	Construction	1
							Jeffco Painting & Coating	Non-LBE	\$ 394,000			
							US Electric Tech	LBE-MBE	\$ 3,000,000			
							Blocka Construction	Non-LBE	\$ 30,000			
							Substructure Support Inc	Non-LBE	\$ 83,000			
PUC	WW-555	Spot Sewer Repair Contract	J. Flores Construction	LBE-OBE	12%	\$ 5,153,450	Nor Cal Pipeline Services	Non-LBE	\$ 197,000	7/16/2012	Construction	1
							Christian Brothers Lining	Non-LBE	\$ 97,000			
							Sullivan's Concrete	LBE-OBE	\$ 100,000			
							San Francisco Transport	LBE-WBE	\$ 100,000			
							Esquivel Grading and Paving	LBE-MBE	\$ 500,000			
PUC	WW-490	Oceanside Water Pollution Control Plant 620	Shimmick Construction	Non-LBE	14%	\$ 15,373,000	Reliance Engineering	LBE-MBE	\$ 1,540,000	7/19/2012	Construction	1
							Applied Filter Technology	Non-LBE	\$ 462,459			
							Brand Scaffold	Non-LBE	\$ 131,125			
							Safway Services	Non-LBE	\$ 263,552			
							FabriTech	Non-LBE	\$ 3,074,400			
							Eco Bay	LBE-OBE	\$ 245,000			
							Total Filtration	LBE-WBE	\$ 56,000			
							Tom's Metal	LBE-MBE	\$ 360,000			
							FD Thomas	Non-LBE	\$ 1,650,000			
PUC	WW-535R	Waste Water Enterprise Facility Security Improvement Contract #1	Azul Works	LBE-WBE	17%	\$ 6,378,218	Network Management	Non-LBE	\$ 3,228,000	7/2/2012	Construction	1
							Security Electric	LBE-MBE	\$ 889,762			
							All Commercial Fence	Non-LBE	\$ 405,000			
							Electronic Innovations	Non-LBE	\$ 98,567			
							MC Metal	LBE-MBE	\$ 228,800			
PUC	WW-442	Mason and Powell Streets Sewer System Improvement	Shaw Pipeline	LBE-OBE	26%	\$ 4,920,357	Esquivel Grading and Paving	LBE-MBE	\$ 819,596	7/13/2012	Construction	1
							Ronald Nelson	LBE-OBE	\$ 448,692			
							Lavina Trucking	LBE-WBE	\$ 41,000			
							SAK Construction	Non-LBE	\$ 215,900			
PUC	WD-2644(i)	Bioregional Habitat Restoration	JDB Construction	LBE-OBE	Micro	\$ 378,210	Wilkinson Enterprises	Non-LBE	\$ 27,265	7/11/2012	Construction	1
							Paradigm Energy	Non-LBE	\$ 38,600			
							All Steel Fence	LBE-OBE	\$ 12,045			
PUC	CT-87000	Security Guard Services	A1 Protective Services	LBE-WBE	Micro	\$ 50,000				10/4/2012	General Services	1
PUC	WW-554	Various Locations Sewer Replacement and Pavement Renovation	D'Arcy & Harty	LBE-OBE	17%	\$ 2,618,653	Annuzzi Concrete	LBE-OBE	\$ 790,000	10/19/2012	Construction	1
							Nor Cal Pipeline Services	Non-LBE	\$ 136,000			
							SAK Construction	Non-LBE	\$ 84,500			
PUC	CS-242-1	As-Needed Environmental Services	ESA /Orion JV	JV-MBE	15%	\$ 3,750,000	Adavant Consulting	LBE-OBE	\$ 37,500	12/6/2012	Professional Services	1
							Avila & Associates	LBE-WBE	\$ 28,125			
							BioMaAs	LBE-MBE	\$ 37,500			
							Boudreau Assoc	LBE-WBE	\$ 37,500			
							CHS Consulting	LBE-MBE	\$ 56,250			
							Coast Ridge Ecology	LBE-OBE	\$ 37,500			
							Direct Mail Center	LBE-MBE	\$ 46,875			
							Eagle Eye	LBE-WBE	\$ 56,250			
							Holman & Assoc	LBE-OBE	\$ 28,125			
							Hydroconsult Engineers	LBE-WBE	\$ 28,125			
							LCW Consulting	LBE-WBE	\$ 37,500			
							Miara Feeney & Assoc	LBE-WBE	\$ 9,375			
							Marjorie Dobkin	LBE-WBE	\$ 28,125			
							Natalie Macris	LBE-WBE	\$ 56,250			
							Yuki Kawaguchi	LBE-MBE	\$ 37,500			
							Applied Marine Sciences	Non-LBE	\$ 37,500			
							Entomological Consulting	Non-LBE	\$ 7,500			
							Foghorn Solutions	Non-LBE	\$ 18,750			
							Swaim Biological	Non-LBE	\$ 7,500			
							Waterwise	Non-LBE	\$ 28,125			
PUC	CS-242-2	As-Needed Environmental Services	URS Corporation	Non-LBE	15%	\$ 3,750,000	ABA	LBE-MBE	\$ 28,125	12/6/2012	Professional Services	1
							AEW Engineering	LBE-MBE	\$ 18,750			
							ATS-Applied	LBE-WBE	\$ 75,000			
							BioMaAs	LBE-MBE	\$ 56,250			

APPENDIX D - PUBLIC UTILITIES COMMISSION FY 2012/13

Department	Contract Number	Project Name	Prime	Prime LBE Status	LBE Goal	Amount	Subcontractor	Subcontractor LBE Status	Amount	Award Notice	Industry	Quarter
							Coast Ridge Ecology	LBE-OBE	\$ 37,500			
							Copymat	LBE-MBE	\$ 75,000			
							Direct Mail Center	LBE-MBE	\$ 18,750			
							Endpoint Environmental	LBE-WBE	\$ 56,250			
							Hydroconsult Engineers	LBE-WBE	\$ 75,000			
							LCW Consulting	LBE-WBE	\$ 18,750			
							Mara Feeney & Assoc	LBE-WBE	\$ 37,500			
							Michael S. Thomas Consulting Engineers	LBE-OBE	\$ 18,750			
							Natalie Macris	LBE-WBE	\$ 37,500			
							Star Reporting Service	LBE-MBE	\$ 18,750			
							Tree Management	LBE-OBE	\$ 9,375			
							Vibro-Acoustics	LBE-MBE	\$ 18,750			
							JRP Historical	Non-LBE	\$ 131,250			
							William Kanemoto	Non-LBE	\$ 18,750			
PUC	CS-242-3	As-Needed Environmental Services	RMC Water/AEW Engineers	JV-MBE	15%	\$ 3,750,000	Avocet Research	Non-LBE	\$ 112,500	12/6/2012	Professional Services	1
							BioMaAs	LBE-MBE	\$ 187,500			
							CHS Consulting	LBE-MBE	\$ 18,750			
							Cindy Potter Graphic Design	LBE-WBE	\$ 56,250			
							Coast Ridge Ecology	LBE-OBE	\$ 56,250			
							Eagle Eye	LBE-WBE	\$ 56,250			
							ENVIRON	Non-LBE	\$ 75,000			
							Geotechnical Consultants	LBE-MBE	\$ 18,750			
							H.T. Harvey	Non-LBE	\$ 56,250			
							Insignia Environmental	Non-LBE	\$ 375,000			
							JRP Historical	Non-LBE	\$ 262,500			
							McBain & Trush	Non-LBE	\$ 18,750			
							Nomad Ecology	Non-LBE	\$ 243,750			
							PaleoResource	Non-LBE	\$ 56,250			
							Swaim Biological	Non-LBE	\$ 225,000			
							Walter Yep	Non-LBE	\$ 112,500			
							William Self Assoc	Non-LBE	\$ 75,000			
							Wilson, Ihrig & Assoc	Non-LBE	\$ 37,500			
PUC	CS-242-4	As-Needed Environmental Services	Baseline Environmental	Non-LBE	15%	\$ 3,750,000	Carey & Company	LBE-WBE	\$ 93,750	12/6/2012	Professional Services	1
							Coast Ridge Ecology	LBE-OBE	\$ 375,000			
							LCW Consulting	LBE-WBE	\$ 206,250			
							Yuki Kawaguchi	LBE-MBE	\$ 112,500			
							Basin Research	Non-LBE	\$ 112,500			
							Insignia Environmental	Non-LBE	\$ 637,500			
							Wilson, Ihrig & Assoc	Non-LBE	\$ 112,500			
PUC	CS-203-1	Wastewater & Stormwater Technical Services-1	CH2MHill/Avila	JV-MBE	15%	\$ 4,000,000	Apex Testing	LBE-MBE	\$ 40,000	9/27/2012	Professional Services	1
							Envirosurvey	LBE-MBE	\$ 216,000			
							Geotechnical Consultants	LBE-MBE	\$ 40,000			
							Hydroconsult Engineers	LBE-WBE	\$ 4,000			
							Joe Hill Consulting	LBE-OBE	\$ 200,000			
							Marina Dee Consulting	LBE-WBE	\$ 40,000			
							Meridian Surveying	LBE-OBE	\$ 40,000			
							Structus	LBE-MBE	\$ 20,000			
							EPC Consultants	Non-LBE	\$ 304,000			
PUC	CS-203-2	Wastewater & Stormwater Technical Services -2	Brown & Cadwell/SRT JV	JV-WBE	15%	\$ 4,000,000	AEW Engineering	LBE-MBE	\$ 60,000	9/27/2012	Professional Services	1
							AquaCoustic Remote	Non-LBE	\$ 12,000			
							CirclePoint	Non-LBE	\$ 20,000			
							Crory & Associates	Non-LBE	\$ 40,000			
							EPC Consultants	Non-LBE	\$ 40,000			
							Data Instincts	Non-LBE	\$ 8,000			
							Geotechnical Consultants	LBE-MBE	\$ 140,000			
							Gestalt Graphics	LBE-WBE	\$ 20,000			
							Hydroconsult Engineers	LBE-WBE	\$ 220,000			
							Magic Communication	Non-LBE	\$ 4,000			
							Merritt Smith Consultants	Non-LBE	\$ 20,000			
							Meridian Surveying	LBE-OBE	\$ 20,000			
							Moffatt & Nichol	Non-LBE	\$ 40,000			
							Natalie Macris	LBE-WBE	\$ 40,000			
							Pure Technologies	Non-LBE	\$ 10,000			
							J Carpinelli Design	LBE-WBE	\$ 44,000			
							Scientific Construction	Non-LBE	\$ 10,000			
							Saylor Consulting	LBE-WBE	\$ 40,000			



APPENDIX D - PUBLIC UTILITIES COMMISSION FY 2012/13

Department	Contract Number	Project Name	Prime	Prime LBE Status	LBE Goal	Amount	Subcontractor	Subcontractor LBE Status	Amount	Award Notice	Industry	Quarter
							Sherwood Design	Non-LBE	\$ 40,000			
							RAND Corporation	Non-LBE	\$ 10,000			
							Fredric Raichlen	Non-LBE	\$ 20,000			
							Phillip Roberts	Non-LBE	\$ 10,000			
							Underwater Resources	LBE-OBE	\$ 12,000			
							Vibro-Acoustics	LBE-MBE	\$ 10,000			
PUC	CS-203-3	Wastewater & Stormwater Technical Services-3	F.E. Jordan Associates	LBE-MBE	15%	\$ 4,000,000	Shaw Environmental	Non-LBE	\$ 1,000,000	9/27/2012	Professional Services	1
							Tetra Tech	Non-LBE	\$ 600,000			
							EPC Consultants	Non-LBE	\$ 400,000			
							Geotechnical Consultants	LBE-MBE	\$ 40,000			
							Katz & Associates, Inc.	Non-LBE	\$ 40,000			
							NBA Engineering	LBE-WBE	\$ 40,000			
							Sustainable Watershed	LBE-OBE	\$ 40,000			
							Effective Management	LBE-MBE	\$ 480,000			
							GHD	Non-LBE	\$ 160,000			
PUC	CS-203-4	Wastewater & Stormwater Technical Services- 4	Kennedy/Jenks Consultants- Water Resources JV	JV-MBE	15%	\$ 4,000,000	Pirnie	Non-LBE	\$ 104,000	9/27/2012	Professional Services	1
							Moffatt & Nichol	Non-LBE	\$ 56,000			
							Ansari Structural	LBE-MBE	\$ 20,000			
							Apex Testing	LBE-MBE	\$ 64,000			
							CADNET	LBE-WBE	\$ 40,000			
							Davis & Associates	LBE-MBE	\$ 32,000			
							EPC Consultants	Non-LBE	\$ 128,000			
							Geotechnical Consultants	LBE-MBE	\$ 8,000			
							Hydroconsult Engineers	LBE-WBE	\$ 20,000			
							Jacobs Associates	Non-LBE	\$ 8,000			
							Joe Hill Consulting	LBE-OBE	\$ 44,000			
							Lucien Canton	LBE-MBE	\$ 80,000			
							Meridian Surveying	LBE-OBE	\$ 76,000			
							Merrill Morris Partners	LBE-WBE	\$ 8,000			
							Merritt Smith Consultants	Non-LBE	\$ 28,000			
							Pacific EcoRisk	Non-LBE	\$ 100,000			
							Radkin Services	Non-LBE	\$ 88,000			
							Robertson-Bryan	Non-LBE	\$ 12,000			
							SCA Environmental	LBE-MBE	\$ 64,000			
							Sustainable Watershed	LBE-OBE	\$ 124,000			
							Terra Engineers	LBE-WBE	\$ 8,000			
							Underwater Resources	LBE-OBE	\$ 20,000			
							Vibro-Acoustics	LBE-MBE	\$ 8,000			
PUC	WW-560	As-Needed Main Sewer Replacement	Shaw Pipeline	LBE-OBE	8%	\$ 2,775,550	Esquivel Grading and Paving	LBE-MBE	\$ 120,700	12/24/2012	Construction	1
							Ronald Nelson	LBE-OBE	\$ 31,500			
							Costello Trucking	LBE-OBE	\$ 80,000			
PUC	WD-2575	San Antonio Backup Pipeline Project	Ranger Pipelines	Non-LBE	10%	\$ 31,372,335	AAA Fence	LBE-OBE	\$ 253,744	12/20/2012	Construction	1
							AJS Painting	LBE-MBE	\$ 151,254			
							CF Archibald	LBE-OBE	\$ 65,233			
							Lynn Lefevre	LBE-OBE	\$ 350,956			
							Mission City Rebar	LBE-OBE	\$ 312,000			
							Pump Repair	LBE-OBE	\$ 30,000			
							R&W Concrete	LBE-MBE	\$ 1,463,545			
							RES Engineers	LBE-MBE	\$ 500,000			
							Tri-Valley Excavation	LBE-OBE	\$ 54,075			
							Blocka Construction	Non-LBE	\$ 2,100,000			
							Greenvista Landscape	Non-LBE	\$ 47,000			
							Drill Tech	Non-LBE	\$ 100,000			
							MacDonald Construction	Non-LBE	\$ 119,874			
							Magnus Pacific	Non-LBE	\$ 3,900,000			
PUC	WW-498	John/Spofford/Sutter/Post/Geary/O'Farrell Street Brick Sewer Rehab	A. Ruiz	LBE-MBE	3%	\$ 2,302,690	Nor Cal Pipeline Services	Non-LBE	\$ 487,410	10/25/2012	Construction	1
							CMC Traffic	LBE-WBE	\$ 28,900			
							Ronald Nelson	LBE-OBE	\$ 33,000			
							Lou's Concrete	LBE-OBE	\$ 9,800			
							SAK Construction	Non-LBE	\$ 937,445			
PUC	WW-541	Oxygen Generation Plant Replacement	NTK Construction	SBA-MBE	11%	\$ 9,476,360	Phoenix Electric	LBE-MBE	\$ 1,597,000	11/5/2012	Construction	1
							Pacific Metal Fabrication	Non-LBE	\$ 102,600			
							Substructure Support Inc	Non-LBE	\$ 485,000			

APPENDIX D - PUBLIC UTILITIES COMMISSION FY 2012/13

Department	Contract Number	Project Name	Prime	Prime LBE Status	LBE Goal	Amount	Subcontractor	Subcontractor LBE Status	Amount	Award Notice	Industry	Quarter
							CMC Rebar	Non-LBE	\$ 126,290			
PUC	WD-2613	8" DIM Installation in 23rd Street from Church to Hoffman	M Squared Construction	LBE-OBE	19%	\$ 1,084,000	JK Trucking	LBE-OBE	\$ 72,000	12/20/2012	Construction	1
							MK Pipelines	LBE-OBE	\$ 64,000			
							Sullivan's Concrete	LBE-OBE	\$ 70,000			
							Ghiloti Bros	Non-LBE	\$ 188,351			
PUC	WD 565	43rd Ave/46th Ave/Geary BLVD/O'Farrell/Natoma/Utah and London Streets Sewer Replacement	D'Arcy & Harty	LBE-OBE	16%	\$ 2,620,410	Shaw Pipeline	LBE-OBE	\$ 240,000	3/12/2013	Construction	3
							Annuzzi Concrete	LBE-OBE	\$ 95,000			
							Sullivan's Concrete	LBE-OBE	\$ 50,000			
							Cobra Trucking	LBE-MBE	\$ 40,000			
PUC	WD 2649	Geary Road Bridge Project	Gordan Ball	Non-LBE	15%	\$ 3,349,997	Giron Construction	LBE-MBE	\$ 695,000	1/24/2013	Construction	3
							Hillside Drilling	Non-LBE	\$ 212,100			
							Harris Salinas	Non-LBE	\$ 228,475			
							Restoration Resources	Non-LBE	\$ 380,000			
							All City	Non-LBE	\$ 20,000			
							UIS	Non-LBE	\$ 149,836			
PUC	CS 261	Utility Rate Consulting Services	Carollo-PME JV	JV-WBE	11%	\$ 400,000	Alfred Williams Consultancy	LBE-MBE	\$ 8,720	1/29/2013	Professional Services	3
							Bars & Tones	LBE-OBE	\$ 19,440			
							Jungle Communications	LBE-MBE	\$ 5,200			
							Katz & Associates, Inc.	Non-LBE	\$ 13,080			
							The Thier Group	LBE-MBE	\$ 31,280			
PUC	WW 563	15th/21st/24th/27th/30th/43rd/48th Avenues Sewer Replacement	Shaw Pipeline	LBE-OBE	15%	\$ 2,170,090	Esquivel Grading and Paving	LBE-MBE	\$ 277,000	3/4/2013	Construction	3
							Costello Trucking	LBE-OBE	\$ 80,000			
							Christian Brothers Lining	Non-LBE	\$ 67,400			
PUC	CS 277	Micro LBE As Needed Structural Engineering Services	Tennebaum-Manheim Engineers	LBE-OBE	Micro	\$ 100,000				1/18/2013	Professional Services	3
PUC	WW 558	As Needed Sewer Cleaning	Proven Management	Non-LBE	9%	\$ 1,594,500	Apex Testing	LBE-MBE	\$ 5,000		Construction	3
							CMC Traffic Control	LBE-WBE	\$ 125,000			
							ACE Drilling & Excavation	LBE-OBE	\$ 20,000			
							Costello Trucking	LBE-OBE	\$ 22,500			
							Euro-Tech Construction	LBE-OBE	\$ 22,500			
PUC	WW 561(i)R	Southeast Water Pollution Control Plant Reclaimed Water Project	Anvil Builders	LBE-OBE	Micro	\$ 298,198	Bailey Fence Company	Non-LBE	\$ 15,570	3/13/2013	Construction	3
							BBJ Electric	Non-LBE	\$ 29,000			
PUC	WD 2710	San Francisco Local Water As-Needed Paving FY 14-16	A. Ruiz	LBE-MBE	9%	\$ 11,292,725	J. Higgins Trucking	LBE-MBE	\$ 114,000	5/10/2013	Construction	4
							Lou's Concrete	LBE-OBE	\$ 585,000			
							P & J Utility Co	LBE-OBE	\$ 396,000			
PUC	WD 2503R	8-inch DIP Main Installation in Jackson, Washington, Sacramento and Davis Streets	Empire Engineering & Construction, Inc.	LBE-MBE	13%	\$ 2,139,389	Sullivan's Concrete	LBE-OBE	\$ 50,000	4/10/2013	Construction	4
							Esquivel Grading and Paving	LBE-MBE	\$ 250,000			
							Leegs Trucking	LBE-MBE	\$ 60,000			
PUC	WD 2620	8 and 12 inch DI Main Installation and Pavement Renovation in Bryant Street	M Squared Construction	LBE-OBE	18%	\$ 3,737,165	Sullivan's Concrete	LBE-OBE	\$ 190,000	5/13/2013	Construction	4
							JK Trucking	LBE-OBE	\$ 290,000			
							All Concrete Construction	LBE-MBE	\$ 198,022			
PUC	WW 549	Buchanan/Divasadero/Fillmore/Green/Pierce and Scott Streets Sewer Replacement	Precision Engineering	LBE-MBE	16%	\$ 2,178,505	Costello Trucking	LBE-OBE	\$ 190,000	5/13/2013	Construction	4
							Ronald Nelson	LBE-OBE	\$ 31,500			
							CMC Traffic Control	LBE-WBE	\$ 90,000			
							The Barricade Company	LBE-WBE	\$ 47,400			
PUC	WW 550	20th Arkansas, Connecticut, Mississippi, Missouri and Wisconsin Streets Sewer	Precision Engineering	LBE-MBE	15%	\$ 3,438,395	Costello Trucking	LBE-OBE	\$ 140,000	6/10/2013	Construction	4
							D. Lopez Jr.	LBE-MBE	\$ 330,000			
							CMC Traffic Control	LBE-WBE	\$ 40,000			

APPENDIX D - PUBLIC UTILITIES COMMISSION FY 2012/13

Department	Contract Number	Project Name	Prime	Prime LBE Status	LBE Goal	Amount	Subcontractor	Subcontractor LBE Status	Amount	Award Notice	Industry	Quarter
PUC	CS 211-1	Specialized and Technical Svcs, Natural Resources and Lands Management Division Water Enterprise	CMD Smith Inc. JV-Rank 1	Non-LBE	13%	\$ 5,000,000	Davis & Associates	LBE-MBE	\$ 100,000	4/3/2013	Professional Service	4
							Randolph Varney	LBE-OBE	\$ 200,000			
							Meridian Surveying	LBE-OBE	\$ 150,000			
							Coast Ridge Ecology	LBE-OBE	\$ 100,000			
							Dabri Inc.	LBE-WBE	\$ 100,000			
							Bender Rosenthal, Inc.	Non-LBE	\$ 50,000			
PUC	CS 211-2	Specialized and Technical Svcs, Natural Resources and Lands Management Division Water Enterprise	ICF Jones & Stokes, Inc. JV	Non-LBE	13%	\$ 5,000,000	Hydroconsult Engineers	LBE-WBE	\$ 1,150,000	4/3/2013	Professional Service	4
							Geotechnical Consultants	LBE-MBE	\$ 1,150,000			
							Meridian Surveying	LBE-OBE	\$ 1,150,000			
							May & Associates	LBE-WBE	\$ 1,150,000			
							Copymat	LBE-MBE	\$ 400,000			
							Wildlife Science Consulting	Non-LBE	\$ 25,000			
							Richard Arnold, Entomological Consulting Services, Ltd.	Non-LBE	\$ 25,000			
							ESA	Non-LBE	\$ 150,000			
							LD Ford Rangeland Conservation Science	Non-LBE	\$ 25,000			
							The Acorn Group/Acorn Naturalists	Non-LBE	\$ 25,000			
							Cramer Fish Sciences	Non-LBE	\$ 25,000			
							Flow Science	Non-LBE	\$ 50,000			
							Michael Johnson Consulting, LCC	Non-LBE	\$ 25,000			
PUC	CS 211-3	Specialized and Technical Svcs, Natural Resources and Lands Management Division Water Enterprise	URS Corporation Americas	Non-LBE	13%	\$ 5,000,000	AEW Engineering	LBE-MBE	\$ 10,000	4/3/2013	Professional Service	4
							Applied Technology & Science	LBE-WBE	\$ 125,000			
							Avocet Research	Non-LBE	\$ 87,500			
							BioMaAs	LBE-MBE	\$ 150,000			
							Coast Ridge Ecology	LBE-OBE	\$ 125,000			
							Copymat	LBE-MBE	\$ 5,000			
							Ed Connor	Non-LBE	\$ 92,500			
							Joe Hill Consulting	LBE-OBE	\$ 12,500			
							McBain & Trush	Non-LBE	\$ 75,000			
							Michael Love & Associates, inc	Non-LBE	\$ 100,000			
							Michael S. Thomas Consulting Engineers	LBE-OBE	\$ 60,000			
							Natalie Macris	LBE-WBE	\$ 10,000			
							Oracle Oak, LLC	LBE-OBE	\$ 20,000			
							Orion Environmental Associates	LBE-MBE	\$ 75,000			
							Telamon Engineering Consultants, Inc.	LBE-WBE	\$ 40,000			
							The Thier Group	LBE-WBE	\$ 12,500			
							Vibro-Acoustics	LBE-MBE	\$ 5,000			
							Westervelt Ecological Services, LLC	Non-LBE	\$ 175,000			
PUC	CS 211-4	Specialized and Technical Svcs, Natural Resources and Lands Management Division Water Enterprise	Shaw Environmental & Infrastructure	Non-LBE	13%	\$ 5,000,000	Applied Technology & Science	LBE-WBE	\$ 245,000	4/3/2013	Professional Service	4
							Associated Right of Way Services, Inc.	Non-LBE	\$ 155,000			
							Basin Research	Non-LBE	\$ 125,000			
							BioMaAs	LBE-MBE	\$ 280,000			
							Cal Ecology	Non-LBE	\$ 340,000			
							Coast Ridge Ecology	LBE-OBE	\$ 245,000			
							Cowhey Pacific Drilling, Inc	LBE-OBE	\$ 125,000			
							Davis & Associates	LBE-MBE	\$ 95,000			
							Effective Management	LBE-MBE	\$ 30,000			
							Joseph DiDonato Wildlife Consulting & Photography	Non-LBE	\$ 185,000			
							Meridian Surveying	LBE-OBE	\$ 125,000			
							Mission Neighborhood Centers, Inc	Non-LBE	\$ -			
							Olofson Environmental, Inc	Non-LBE	\$ 550,000			
							TRC Solutions, Inc.	Non-LBE	\$ 430,000			
							Yerba Buena Engineering & Construction, Inc.	Non-LBE	\$ 30,000			
PUC	WW 545	16th, 21st, 25th Avenue & Cabrillo/California Streets	Shaw Pipeline	LBE-OBE	10%	\$ 3,960,311	Ronald Nelson	LBE-OBE	\$ 89,500	4/25/2013	Construction	4
							Esquivel Grading and Paving	LBE-MBE	\$ 672,009			
PUC	CS 262	Regional Groundwater Storage and Recovery Sole Source Contract Services	GHD Inc.	Non-LBE	16.9%	\$ 500,000	Valerie Young	LBE-WBE	\$ 47,500	4/29/2013	Professional Service	4

APPENDIX D - PUBLIC UTILITIES COMMISSION FY 2012/13

Department	Contract Number	Project Name	Prime	Prime LBE Status	LBE Goal	Amount	Subcontractor	Subcontractor LBE Status	Amount	Award Notice	Industry	Quarter
							Bill Ward	LBE-MBE	\$ 3,500			
							Carey & Company	LBE-MBE	\$ 10,000			
							Smart Plotting	LBE-MBE	\$ 23,500			
PUC	WD 2683R	8 inch Ductile Iron Pipe Main Installation in Indiana and Tennessee Streets; and 16 inch Ductile Iron Pipe	M Squared Construction	LBE-OBE	21%	\$ 2,445,650	Sullivan's Concrete	LBE-OBE	\$ 70,000	5/29/2013	Construction	4
							JK Trucking	LBE-OBE	\$ 97,000			
							All Concrete Construction	LBE-MBE	\$ 60,000			
							Leegs Trucking	LBE-MBE	\$ 47,736			
							Esquivel Grading and Paving	LBE-MBE	\$ 270,600			
							Waste Solutions Group	Non-LBE	\$ 254,160			
PUC	WD 2695	Ausiliary Water Supply System - New Cisterns A	Trinet Construction	LBE-OBE	22%	\$ 3,868,900	MLS Construction	LBE-MBE	\$ 825,000	4/18/2013	Construction	4
							Harris Salinas	Non-LBE	\$ 457,900			
							Sullivan's Concrete	LBE-OBE	\$ 7,200			
							Interstate Grading & Paving	Non-LBE	\$ 63,000			
							Flynn Transport	LBE-OBE	\$ 48,000			
PUC	WD 2682	8 inch Ductile Iron Main Pipe Installation in 25th St, Noe St, Hoffman Ave, and Douglass St	Hernandez Engineering	LBE-MBE	18%	\$ 1,378,304	Apadana Engineering Inc.	LBE-WBE	\$ 100,000	4/25/2013	Construction	4
							Precision Engineering Inc	LBE-MBE	\$ 100,000			
							Rojas Trucking	LBE-MBE	\$ 25,000			
							JR Monterrosa	LBE-MBE	\$ 25,000			
							ABSL Construction	Non-LBE	\$ -			
PUC	WW 548	Avila/Bay/Beach/Chestnut/Francisco/Jefferson/Scott Streets and Capra Way Sewer Replacement	D'Arcy & Harty	LBE-OBE	17%	\$ 2,459,995	Sullivan's Concrete	LBE-OBE	\$ 70,000	5/2/2013	Construction	4
							Shaw Pipeline	LBE-OBE	\$ 65,000			
							Annucci Concrete	LBE-OBE	\$ 300,000			
							Cobra Trucking	LBE-MBE	\$ 20,000			
							Repipe	Non-LBE	\$ 60,078			
PUC	WW 567	As Needed Spot Sewer Repair	J. Flores Construction	LBE-OBE	10%	\$ 6,944,815	Sullivan's Concrete	LBE-OBE	\$ 185,000	4/29/2013	Construction	4
							San Francisco Transport Services, Inc.	LBE-MBE	\$ 200,000			
							Esquivel Grading and Paving	LBE-MBE	\$ 340,000			
							Nor Cal Pipeline Services	Non-LBE	\$ 192,100			
							Christian Brothers Lining	Non-LBE	\$ 79,750			
PUC	CS 302	Auxiliary Water Supply System (AWSS) Cisterns, Geotechnical Engineering Services	Geotechnical Consultants, Inc.	LBE-MBE	5%	\$ 500,000	AEW Engineering	LBE-MBE	\$ 25,000	2/13/2013	Professional Service	4
							Apex Testing	LBE-MBE	\$ 5,000			
							Hernandez Engineering	LBE-MBE	\$ 5,000			
PUC	WW 551	18th/19th/Carolina/Connecticut/Indiana/Minnesota/Texas/ Wisconsin Streets Sewer Replacement	Harty Pipelines, Inc	LBE-WBE	16%	\$ 2,385,030	Esquivel Grading and Paving	LBE-MBE	\$ 243,500	5/21/2013	Construction	4
							Costello Trucking	LBE-OBE	\$ 75,000			
							J R Monterosa, Inc.	LBE-MBE	\$ 65,000			
							Christian Brothers Lining	Non-LBE	\$ 28,000			
PUC	CS-229.A	Specialized and Technical Services, Water Enterprise	Kennedy/Jenks AGS JV	JV-MBE	15%	\$ 4,000,000	Ansari Structural	LBE-MBE	\$ 8,000		Professional Service	2
							Cadnet	LBE-WBE	\$ 136,000			
							Confluence Engineering Group LLC	Non-LBE	\$ 12,000			
							Daniel B. Stephens & Associates	Non-LBE	\$ 8,000			
							Davis & Associates	LBE-MBE	\$ 56,000			
							Fugro Consultants	Non-LBE	\$ 4,000			
							Geotechnical Consultants	LBE-MBE	\$ 40,000			
							Hydroconsult Engineers	LBE-WBE	\$ 40,000			
							Jungle Communications	LBE-MBE	\$ 68,000			
							Lucien Canton	LBE-MBE	\$ 104,000			
							Marina Dee Consulting	LBE-WBE	\$ 104,000			
							Meridian Surveying	LBE-OBE	\$ 108,000			
							Northgate Environmental Management Inc.	Non-LBE	\$ 8,000			
							Orion Environmental Associates	LBE-MBE	\$ 40,000			
							Patricia McGovern Engineers	LBE-WBE	\$ 92,000			
							PSC Associates	LBE-MBE	\$ 40,000			
							Rick Mann	Non-LBE	\$ 108,000			

APPENDIX D - PUBLIC UTILITIES COMMISSION FY 2012/13

Department	Contract Number	Project Name	Prime	Prime LBE Status	LBE Goal	Amount	Subcontractor	Subcontractor LBE Status	Amount	Award Notice	Industry	Quarter
							SCA Environmental	LBE-MBE	\$ 36,000			
							The Thier Group	LBE-WBE	\$ 40,000			
							Water Advice Network (WAN)	Non-LBE	\$ 116,000			
							Watercourse Engineering	Non-LBE	\$ 80,000			
PUC	CS-229.B	Water As-Needed	RMC Water and Environment	Non-LBE	15%	\$ 4,000,000	AEW Engineering	LBE-MBE	\$ 60,000		Professional Service	2
							Associated Right of Way Services, Inc.	Non-LBE	\$ 80,000			
							Berkeley Environmental and Applied Research	Non-LBE	\$ 120,000			
							Chaves & Associates	LBE-WBE	\$ 80,000			
							Cindy Potter Graphic Design	LBE-WBE	\$ 180,000			
							CPS HR Consulting	Non-LBE	\$ 40,000			
							Daniel B. Steiner, Consulting Engineer	Non-LBE	\$ 220,000			
							Environmental Resource Solutions, Inc.	Non-LBE	\$ 20,000			
							Envirosurvey	LBE-MBE	\$ 40,000			
							Fairbank, Maslin, Maullin, Metz & Associates (FM3)	Non-LBE	\$ 140,000			
							HRA Consulting Engineers	LBE-MBE	\$ 40,000			
							Interface Engineering	Non-LBE	\$ 40,000			
							Jacobs Associates	Non-LBE	\$ 20,000			
							Katz & Associates, Inc.	Non-LBE	\$ 160,000			
							M.Cubed	Non-LBE	\$ 80,000			
							Maureen Erbezniak & Associates	Non-LBE	\$ 160,000			
							McBain & Trush	Non-LBE	\$ 20,000			
							Meridian Surveying	LBE-OBE	\$ 40,000			
							Merrill Morris Partners	LBE-WBE	\$ 40,000			
							Michael Tauber Architecture	LBE-OBE	\$ 20,000			
							Pure Technologies	Non-LBE	\$ 140,000			
							SERA Architects	Non-LBE	\$ 20,000			
							Stephanie Hughes, P.E.	Non-LBE	\$ 140,000			
							Stillwater Sciences	Non-LBE	\$ 20,000			
							Structus	LBE-MBE	\$ 20,000			
							Sustainable Watershed	LBE-OBE	\$ 60,000			
							Terra Engineers	LBE-WBE	\$ 20,000			
							Trussell Technologies, Inc.	Non-LBE	\$ 80,000			
PUC	CS-229.C	Specialized and Technical Services, Water Enterprise	AECOM/Water Resources Eng. JV	JV-MBE	20%	\$ 4,000,000	AMEC Environment & Infrastructure	Non-LBE	\$ 4,000		Professional Service	2
							AEW Engineering	LBE-MBE	\$ 4,000			
							Circlepoint	Non-LBE	\$ 4,000			
							Davis & Associates	LBE-MBE	\$ 4,000			
							Jacobs Associates	Non-LBE	\$ 4,000			
							Joe Hill Consulting	LBE-OBE	\$ 170,000			
							M Lee Corporation	LBE-MBE	\$ 4,000			
							Marina Dee Consulting	LBE-WBE	\$ 300,000			
							Patricia McGovern Engineers	LBE-WBE	\$ 100,000			
							Safety Compliance Mgmt (SCM)	Non-LBE	\$ 120,000			
							Sustainable Watershed	LBE-OBE	\$ 216,000			
							Steven P. Lombardi Consulting	Non-LBE	\$ 240,000			
							Structus	LBE-MBE	\$ 4,000			
							Terra Engineers	LBE-WBE	\$ 4,000			
							The Thier Group	LBE-WBE	\$ 4,000			
							V&A Consulting Engineers, Inc.	Non-LBE	\$ 4,000			
PUC	CS-229.D	Specialized and Technical Services Water Enterprise	MWH/Lee JV	JV-M/WBE	15%	\$ 4,000,000	Bahman Sheikh	LBE-MBE	\$ 80,000		Professional Service	2
							Catalyst Consulting	Non-LBE	\$ 4,000			
							Corpro	Non-LBE	\$ 400,000			
							Edwin Maurer	Non-LBE	\$ 24,000			
							Global Sun Landscape	Non-LBE	\$ 40,000			
							Hinman Consulting Eng.	Non-LBE	\$ 4,000			
							Hydroconsult Engineers	LBE-WBE	\$ 40,000			
							Joe Hill Consulting	LBE-OBE	\$ 40,000			
							Laura Allen	Non-LBE	\$ 20,000			
							Maddaus Water Manage	Non-LBE	\$ 40,000			
							Merrill Morris Partners	LBE-WBE	\$ 12,000			
							Michael S. Thomas Consulting Engineers	LBE-OBE	\$ 200,000			
							Patricia McGovern Engineers	LBE-WBE	\$ 40,000			
							Phil Duffy	Non-LBE	\$ 24,000			
							Stevens and Associates	LBE-MBE	\$ 12,000			
							Structus	LBE-MBE	\$ 40,000			
							Tree Management	LBE-OBE	\$ 40,000			
							TRG and Associates	Non-LBE	\$ 40,000			
							Tuan and Robinson	LBE-MBE	\$ 40,000			

APPENDIX D - PUBLIC UTILITIES COMMISSION FY 2012/13

Department	Contract Number	Project Name	Prime	Prime LBE Status	LBE Goal	Amount	Subcontractor	Subcontractor LBE Status	Amount	Award Notice	Industry	Quarter
							Universal Field Serv	Non-LBE	\$ 200,000			
							Vibro-Acoustics	LBE-MBE	\$ 8,000			
							Leahy Engineering	LBE-OBE	\$ 80,000			
PUC	CS-167.A	Comprehensive Technical Services for Renewable and Advanced Energy Generation	AEPC Group, LLC	Non-LBE	8%	\$ 2,250,000	Tennebaum-Manheim Engineers	LBE-OBE	\$ 157,500		Professional Service	2
							Technical Roof Services, Inc.	Non-LBE	\$ 168,750			
							Sperry Capital Inc.	Non-LBE	\$ 90,000			
							ENGEO Incorporated	Non-LBE	\$ 90,000			
							URS Corporation Americas	Non-LBE	\$ 90,000			
							Design and Construction Management Services (DCMS)	LBE-OBE	\$ 56,250			
							California Code Compliance, Inc.	Non-LBE	\$ 112,500			
							Avila & Associates	LBE-WBE	\$ 29,250			
							Applied Materials & Engineering, Inc.	Non-LBE	\$ 56,250			
							BFK Engineers	Non-LBE	\$ 56,250			
PUC	CS-167.B	Comprehensive Technical Services for Renewable and Advanced Energy Generation	Black & Veatch Corporation	Non-LBE	10%	\$ 2,250,000	Avila & Associates	LBE-WBE	\$ 67,500		Professional Service	2
							Blymyer Engineers, Inc.	Non-LBE	\$ 135,000			
							MBL Energy	Non-LBE	\$ 67,500			
							Rivera Consulting Group, Inc.	LBE-MBE	\$ 90,000			
							Structus	LBE-MBE	\$ 90,000			
PUC	CS-167.C	Comprehensive Technical Services for Renewable and Advanced Energy Generation	MWH Americas, Inc.	Non-LBE	8%	\$ 2,250,000	Avila & Associates	LBE-WBE	\$ 38,250		Professional Service	2
							Bay Area Consulting Engineers	LBE-WBE	\$ 99,000			
							Blue Oak Energy	Non-LBE	\$ 454,500			
PUC	WW-542	Oceanside Water Pollution Control Plant Dewatering Facility Upgrade	Cal State Constructors	LBE-MBE	18%	\$ 4,547,000	MC Metal	LBE-MBE	\$ 418,888	8/28/2012	Construction	1
							E. Mitchell	LBE-WBE	\$ 442,775			
							Collier Building Specialities	Non-LBE	\$ 92,800			
							Enterprise Roofing Services	Non-LBE	\$ 36,600			
							Allied Crane	Non-LBE	\$ 16,210			
							James Long Construction	Non-LBE	\$ 114,000			
							Jeffco Painting	Non-LBE	\$ 38,810			
							Eggl Landscapte	Non-LBE	\$ 28,223			
							Steiny & Company	Non-LBE	\$ 252,265			
PUC	CS-206	HHWP LIDAR Survey	Watershed Sciences	Non-LBE	6.80%	\$ 670,000	Meridian Surveying	LBE-OBE	\$ 45,560	7/27/2012	Professional Services	1
							Black and Veatch	Non-LBE	\$ 21,440			
PUC	WW-553	As Needed Main Sewer Replacement	Harty Pipelines, Inc	LBE-WBE	13%	\$ 2,983,550	Annuzzi Concrete	LBE-OBE	\$ 120,000	9/11/2012	Construction	1
							JR Monterrosa	LBE-MBE	\$ 65,000			
							Costello Trucking	LBE-OBE	\$ 80,000			
							Lotus	LBE-WBE	\$ 126,400			
PUC	WW-501	Western Addition North Beach Sewer Replacement and Pavement Renovation	Precision Engineering	LBE-MBE	12%	\$ 3,641,503	A. Ruiz	LBE-MBE	\$ 315,000	9/25/2012	Construction	1
							CMC Traffic Control	LBE-WBE	\$ 35,000			
							Costello Trucking	LBE-OBE	\$ 111,000			
							The Barricade Company	LBE-WBE	\$ 9,000			
PUC	WW-499	Downtown District Sewer Replacement & Pavement Renovation	Shaw Pipeline	LBE-OBE	22%	\$ 2,206,786	Esquivel Grading and Paving	LBE-MBE	\$ 709,428	8/14/2012	Construction	1
							Ronald Nelson	LBE-OBE	\$ 22,000			
							Nor Cal Pipeline Services	Non-LBE	\$ 14,000			
							SAK Construction	Non-LBE	\$ 367,057			
PUC	WW-565	43rd Ave/46th Ave/Geary Sewer Replacement	D'Arcy & Harty	LBE-OBE	16%	\$ 2,620,410	Shaw Pipeline	LBE-OBE	\$ 240,000	3/26/2013	Construction	3
							Annuzzi Concrete	LBE-OBE	\$ 95,000			
							Sullivan's Concrete	LBE-OBE	\$ 50,000			
							Costello Trucking	LBE-OBE	\$ 40,000			

**APPENDIX E - RECREATION AND PARKS DEPARTMENT FY 2012/13**

Department	Contract Number	Project Name	Prime	Prime LBE Status	LBE Goal	Amount	Subcontractor	Subcontractor LBE Status	Amount	Award Notice	Contract Compliance Officer	Industry	Contract Type	Quarter
RPD	CON12-003	Phase 1 Replanting Stern Grove, Pine Lake Park	JDB Construction	LBE-OBE	Micro	\$ 332,900				2/11/2013	Finbarr Jewell	Construction	Formal	3
RPD	CON12-006	Civic Center Elevator	KONE	Non-LBE	4%	\$ 1,024,000	BRS Construction	Non-LBE	\$ 45,000	1/14/2013	Finbarr Jewell	Construction	Formal	3
							KM McRae	Non-LBE	\$ 210,000					
							Pacific Auxillary Fire	Non-LBE	\$ 30,000					
							Starlite Electric	LBE-MBE	\$ 17,910					
							Sterling Corporate Custom	Non-LBE	\$ 40,000					
RPD	CON13-002R	Coit Tower Rehabilitation Project	Anvil Builders	LBE-OBE	25%	\$ 1,109,995	CPM Environmental	LBE-MBE	\$ 71,800	10/17/2013	Finbarr Jewell	Construction	Formal	2
							Western Pacific Tech	LBE-MBE	\$ 152,000					
							Lewis Restoration	LBE-MBE	\$ 209,000					
							MC Metals	LBE-MBE	\$ 152,000					
							Elevator LLC	Non-LBE	\$ 10,000					
							Scaffold Solutions	Non-LBE	\$ 15,000					
							Troyers Door Control	Non-LBE	\$ 7,684					
							Lowry Fire	Non-LBE	\$ 5,000					
							Delta Electric	Non-LBE	\$ 118,000					
							Safeway Scaffold	Non-LBE	\$ 49,000					
RPD	CON13-008	Glen Canyon Trails	Yerba Buena Engineering	SBA-LBE	23%	\$ 945,074	CAPAX Group	Non-LBE	\$ 185,160	7/1/2013	Finbarr Jewell	Construction	Formal	4
							JJ Allen Trucking	LBE-OBE	\$ 10,000					

APPENDIX E - RECREATION AND PARKS DEPARTMENT FY 2012/13

Department	Contract Number	Project Name	Prime	Prime LBE Status	LBE Goal	Amount	Subcontractor	Subcontractor LBE Status	Amount	Award Notice	Contract Compliance Officer	Industry	Contract Type	Quarter
RPD	CON12-003	Phase 1 Replanting Stern Grove, Pine Lake Park	JDB Construction	LBE-OBE	Micro	\$ 332,900				2/11/2013	Finbarr Jewell	Construction	Formal	3
RPD	CON12-006	Civic Center Elevator	KONE	Non-LBE	4%	\$ 1,024,000	BRS Construction	Non-LBE	\$ 45,000	1/14/2013	Finbarr Jewell	Construction	Formal	3
							KM McRae	Non-LBE	\$ 210,000					
							Pacific Auxillary Fire	Non-LBE	\$ 30,000					
							Starlite Electric	LBE-MBE	\$ 17,910					
							Sterling Corporate Custom	Non-LBE	\$ 40,000					
RPD	CON13-002R	Coit Tower Rehabilitation Project	Anvil Builders	LBE-OBE	25%	\$ 1,109,995	CPM Environmental	LBE-MBE	\$ 71,800	10/17/2013	Finbarr Jewell	Construction	Formal	2
							Western Pacific Tech	LBE-MBE	\$ 152,000					
							Lewis Restoration	LBE-MBE	\$ 209,000					
							MC Metals	LBE-MBE	\$ 152,000					
							Elevator LLC	Non-LBE	\$ 10,000					
							Scaffold Solutions	Non-LBE	\$ 15,000					
							Troyers Door Control	Non-LBE	\$ 7,684					
							Lowry Fire	Non-LBE	\$ 5,000					
							Delta Electric	Non-LBE	\$ 118,000					
							Safeway Scaffold	Non-LBE	\$ 49,000					
RPD	CON13-008	Glen Canyon Trails	Yerba Buena Engineering	SBA-LBE	23%	\$ 945,074	CAPAX Group	Non-LBE	\$ 185,160	7/1/2013	Finbarr Jewell	Construction	Formal	4
							JJ Allen Trucking	LBE-OBE	\$ 10,000					



**Nevin, Peggy**

---

**From:** Cordero, Maria [maria.cordero@sfgov.org]  
**Sent:** Monday, December 16, 2013 3:36 PM  
**To:** Cordero, Maria  
**Subject:** CMD's 14B LBE Utilization Annual Report

Good afternoon everyone:

The Contract Monitoring Division (CMD) is pleased to present the LBE community and supporters with the Annual LBE Utilization Report.

Please go to: <http://www.sfgsa.org/modules/showdocument.aspx?documentid=11258>

As always, CMD staff is ready to discuss any questions you may have as a result of this report. Please contact me or anyone in the report for additional information.

Thank you.

Sincerely,



Maria Cordero, Director

Contract Monitoring Division (CMD)

30 Van Ness Avenue | Suite 200 | San Francisco | CA | 94102

Direct 415-581-2303 | Main 415-581-2310

Visit us at [sfgov.org/cmd](http://sfgov.org/cmd)

