

File No. 190220

Committee Item No. 5

Board Item No. 16

COMMITTEE/BOARD OF SUPERVISORS

AGENDA PACKET CONTENTS LIST

Committee: Budget & Finance Sub-Committee

Date March 13, 2019

Board of Supervisors Meeting

Date March 19, 2019

Cmte Board

- | | | |
|-------------------------------------|-------------------------------------|--|
| <input type="checkbox"/> | <input type="checkbox"/> | Motion |
| <input checked="" type="checkbox"/> | <input checked="" type="checkbox"/> | Resolution |
| <input type="checkbox"/> | <input type="checkbox"/> | Ordinance |
| <input type="checkbox"/> | <input type="checkbox"/> | Legislative Digest |
| <input checked="" type="checkbox"/> | <input checked="" type="checkbox"/> | Budget and Legislative Analyst Report |
| <input type="checkbox"/> | <input type="checkbox"/> | Youth Commission Report |
| <input type="checkbox"/> | <input type="checkbox"/> | Introduction Form |
| <input checked="" type="checkbox"/> | <input checked="" type="checkbox"/> | Department/Agency Cover Letter and/or Report |
| <input type="checkbox"/> | <input type="checkbox"/> | MOU |
| <input checked="" type="checkbox"/> | <input checked="" type="checkbox"/> | Grant Information Form |
| <input checked="" type="checkbox"/> | <input checked="" type="checkbox"/> | Grant Budget |
| <input type="checkbox"/> | <input type="checkbox"/> | Subcontract Budget |
| <input type="checkbox"/> | <input type="checkbox"/> | Contract/Agreement |
| <input type="checkbox"/> | <input type="checkbox"/> | Form 126 – Ethics Commission |
| <input checked="" type="checkbox"/> | <input checked="" type="checkbox"/> | Award Letter |
| <input checked="" type="checkbox"/> | <input checked="" type="checkbox"/> | Application |
| <input type="checkbox"/> | <input type="checkbox"/> | Public Correspondence |

OTHER (Use back side if additional space is needed)

- | | | |
|-------------------------------------|-------------------------------------|--|
| <input checked="" type="checkbox"/> | <input checked="" type="checkbox"/> | <u>California Transportation Commission Resolution</u> |
| <input type="checkbox"/> | <input type="checkbox"/> | _____ |
| <input type="checkbox"/> | <input type="checkbox"/> | _____ |
| <input type="checkbox"/> | <input type="checkbox"/> | _____ |
| <input type="checkbox"/> | <input type="checkbox"/> | _____ |
| <input type="checkbox"/> | <input type="checkbox"/> | _____ |
| <input type="checkbox"/> | <input type="checkbox"/> | _____ |
| <input type="checkbox"/> | <input type="checkbox"/> | _____ |
| <input type="checkbox"/> | <input type="checkbox"/> | _____ |
| <input type="checkbox"/> | <input type="checkbox"/> | _____ |
| <input type="checkbox"/> | <input type="checkbox"/> | _____ |

Completed by: Linda Wong Date March 8, 2019
 Completed by: Linda Wong Date March 14, 2019

1 [Accept and Expend Grant - California State Senate Bill 1 Local Partnership Program -
2 Alemany Boulevard Pavement Renovation - \$1,750,000]

3 **Resolution authorizing the acceptance and expenditure of California State Senate Bill 1**
4 **Local Partnership Program formulaic funding in the amount of \$1,750,000 for San**
5 **Francisco Public Works' Alemany Boulevard Pavement Renovation project.**

6
7 WHEREAS, On April 28, 2017, the Governor of California signed the Road Repair and
8 Accountability Act of 2017, also known as Senate Bill 1 (herein referred to as SB1), a
9 transportation funding package of more than \$50 billion over the next 10 years that increases
10 funding for local streets and roads, multi-modal improvements, and transit operations; and

11 WHEREAS, SB1 created the Local Partnership Program (herein referred to as LPP)
12 and appropriates \$200 million annually to be allocated by the California Transportation
13 Commission (herein referred to as CTC) to local or regional agencies that have sought and
14 received voter approval of taxes or imposed fees solely dedicated to transportation; and

15 WHEREAS, On October 18, 2017, CTC adopted program guidelines that allocate 50%
16 of the program (\$100 million annually) through a Formulaic Program to local or regional
17 transportation agencies that sought and received voter approval of transportation sales tax,
18 tolls, or fees; and

19 WHEREAS, The San Francisco County Transportation Authority (herein referred to as
20 SFCTA) is eligible to receive LPP Formulaic Program distributions because SFCTA
21 administers Proposition K (herein referred to as Prop K), a half-cent local transportation sales
22 tax program approved by San Francisco voters in November 2003, and Proposition AA
23 (herein referred to as Prop AA), an additional \$10 vehicle registration fee approved by San
24 Francisco voters in November 2010, both with revenues dedicated to fund transportation
25 investments; and

1 WHEREAS, SFCTA identified San Francisco Public Works' (herein referred to as
2 SFPW) street resurfacing projects as good candidates for the LPP Formulaic Program given
3 the steady pipeline of construction ready projects, the size of the projects being a good match
4 with the anticipated size of SFCTA's LPP formulaic shares, and sufficient Prop K to provide
5 the dollar for dollar local match requirement; and

6 WHEREAS, On December 12, 2017, the SFCTA Board programmed its share of LPP
7 Formulaic Program funds from FY2017-2018 to FY2019-2020 to the following three projects:

- 8 1. FY2017-2018: Parkmerced/Twin Peaks/Glen Park Residential Pavement
9 Renovation (also known as Parkmerced/Twin Peaks/Mt Davidson Residential
10 Pavement Renovation)
- 11 2. FY2018-2019: Alemany Boulevard Pavement Renovation
- 12 3. FY2019-2020: Various Locations Pavement Renovation No. 42; and

13 WHEREAS, On December 15, 2017, SFPW and SFCTA jointly submitted nomination
14 packages to CTC for FY2017-2018 funding for Parkmerced/Twin Peaks/Glen Park Residential
15 Pavement Renovation and FY2018-2019 funding for Alemany Boulevard Pavement
16 Renovation; and

17 WHEREAS, On January 31, 2018, CTC adopted and programmed FY2018-2019 LPP
18 Formulaic Program funds for San Francisco as follows: Alemany Boulevard Pavement
19 Renovation (\$2,083,000 in FY2018-2019); and

20 WHEREAS, On October 17, 2018, CTC reprogrammed FY2018-2019 LPP Formulaic
21 Program funds for San Francisco from Alemany Boulevard Pavement Renovation (\$333,000
22 in FY2018-2019) to Sunset and Parkside Streets Pavement Renovation based on lower
23 project costs; and

24 WHEREAS, On December 6, 2018, CTC allocated FY2018-2019 LPP Formulaic
25 Program funds for San Francisco as follows: Alemany Boulevard Pavement Renovation
(\$1,750,000 in FY2018-2019); and

1 WHEREAS, The project requires a 100% local match, which SFPW programs as
2 follows: Alemany Boulevard Pavement Renovation (\$1,750,000 in Prop K Sales Tax Funds);
3 and

4 WHEREAS, The funding does not require an ASO amendment; and


5 WHEREAS, The total budgets, which includes the grant and match funds, include
6 indirect costs totaling \$206,113.59; now, therefore be it

7 RESOLVED, That this Board of Supervisors authorizes SFPW to accept and expend
8 up to \$1,750,000 in SB1 LPP Formulaic Funds for FY2018-2019 for the project described
9 above; and, be it

10 FURTHER RESOLVED, That the Director of Public Works or his or her designee is
11 authorized to execute all required documents for receipt of LPP Formulaic Funds; and, be it

12 FURTHER RESOLVED, That SFPW, by adopting this resolution, will commit
13 \$1,750,000 in local matching funds.

14
15 Recommended:


16 
17 _____

18 Mohammed Nuru

19 Director of Public Works
20
21
22
23
24
25

Approved: 

City Mayor

Approved: 

City Controller

Item 5 File 19-0220	Department: General Services Agency - Department of Public Works (DPW)
--------------------------------------	--

EXECUTIVE SUMMARY

Legislative Objectives

- The proposed resolution would authorize the Department of Public Works (Public Works) to accept and expend a California State Senate Bill 1 (SB1) grant in the amount of \$1,750,000 for the Alemany Boulevard Pavement Renovation project, with an equal match of \$1,750,000 provided by Public Works.

Key Points

- The California Road Repair and Accountability Act of 2017, also known as SB1, provides over \$50 billion over 10 years in statewide transportation funding from gasoline tax and vehicle license fee increases. The San Francisco County Transportation Authority (SFCTA) is eligible to receive SB1 Formulaic Program funds because voters approved Proposition K (half cent sales tax) in 2003 and Proposition AA (vehicle registration fee) in 2010.
- In December 2017, the SFCTA Board identified three projects to receive SB1 formulaic funding, including the Alemany Boulevard Pavement Renovation project. In January 2018, the California Transportation Commission (CTC) allocated \$2,083,000 of SB1 funding to the Alemany project. In October 2018, CTC reallocated \$333,000 from the Alemany project to the Sunset and Parkside Street Renovation project due to reduced costs, leaving \$1,750,000 for the Alemany project.
- The Alemany project consists of resurfacing approximately 1.3 miles of Alemany Boulevard, between Congdon Street and Geneva Avenue, including repairs to the road base, paving work, curb ramp construction, and sidewalk and curb repairs. The paving project would also be coordinated with sewer replacement and traffic signal work.

Fiscal Impact

- The grant authorized by the proposed resolution would provide \$1,750,000 in SB1 funding for the Alemany project, with Public Works providing an equal match of \$1,750,000, for a total project budget of \$3,500,000. The Public Works portion would be funded by Proposition K sales tax revenue. Sufficient funding is available in the Public Works FY 2018-19 budget.

Recommendation

- Approve the proposed resolution.

MANDATE STATEMENT

City Administrative Code Section 10.170-1 states that accepting Federal, State, or third-party grant funds in the amount of \$100,000 or more, including any City matching funds required by the grant, is subject to Board of Supervisors approval.

BACKGROUND

The California Road Repair and Accountability Act of 2017, also known as Senate Bill 1 (SB1), provides over \$50 billion over 10 years in statewide transportation funding from gasoline tax and vehicle license fee increases. The package includes funding for state highways, bridges, local roads, multi-modal improvements, and transit operations.

Annual SB1 funding of \$100 million is allocated through a Formulaic Program to local or regional transportation agencies that sought and received voter approval of local transportation sales taxes, tolls, or fees. As San Francisco voters had approved Proposition K (half-cent local transportation sales tax) in 2003 and Proposition AA (additional \$10 vehicle registration fee) in 2010, the San Francisco County Transportation Authority (SFCTA) is eligible to receive SB1 Formulaic Program funding.

In December 2017, the SFCTA Board identified projects for the next three fiscal years to receive SB1 formulaic funding:

1. FY 2017-18: Parkmerced/Twin Peaks/Glen Park Residential Pavement Renovation;
2. FY 2018-19: Alemany Boulevard Pavement Renovation; and
3. FY 2019-20: Various Locations Pavement Renovation No. 42.

In January 2018, the California Transportation Commission (CTC) allocated \$2,083,000 in SB1 formulaic funding to the Alemany project. In October 2018, the CTC reallocated \$333,000 of funding from the Alemany project to the Sunset and Parkside Streets Pavement Renovation due to lower project costs. The remaining \$1,750,000 for the Alemany project requires an equal City match.

DETAILS OF PROPOSED LEGISLATION

The proposed resolution would authorize the Department of Public Works (Public Works) to accept and expend a State SB1 grant in the amount of \$1,750,000 for the Alemany Boulevard pavement renovation project, with Public Works providing an equal match of \$1,750,000. The project consists of resurfacing approximately 1.3 miles of Alemany Boulevard, between Congdon Street and Seneca Avenue, including repairs to the road base, paving work, curb ramp construction, and sidewalk and curb repairs. To reduce costs and disruptions, the paving project would be coordinated with sewer replacement and traffic signals work, funded respectively by the San Francisco Public Utilities Commission (SFPUC) and San Francisco Municipal Transportation Agency (SFMTA).

As of December 2016, the Pavement Condition Index (PCI)¹ for this stretch of Alemany Boulevard is approximately 55, which is considered “at-risk.” Completion of the project would boost the segment’s PCI to 100, and decrease the lifetime maintenance and repair costs of Alemany Boulevard.

FISCAL IMPACT

The grant authorized by the proposed resolution would provide \$1,750,000 in SB1 funds for the Alemany paving project. Public Works would provide an equal match of \$1,750,000, for a total budget of \$3,500,000. The project budget is shown in Table 1 below:

Table 1: Alemany Boulevard Paving Project Budget

Item Description	Estimated Quantity	Unit	Average Per Unit	Total Cost
Traffic Routing Work	-	-	-	\$385,000
Planning	582,000	SF	\$0.75	436,500
Hot Mix Asphalt	7,000	Tons	125.00	875,000
Concrete Base	30,000	Square Feet	13.00	390,000
Concrete Sidewalk	7,000	Square Feet	10.00	70,000
Combined Concrete Curb and Concrete Gutter	1,400	Linear Feet	60.00	84,000
Concrete Curb Ramp with Detectable Tiles	60	Each	3,025.00	181,500
Adjust City-Owned Manhole Frame and Casting to Grade	110	Each	400.00	44,000
Adjust City-Owned Hydrant and Water Main Valve Box Casting to Grade	60	Each	500.00	30,000
City-Owned Pull Boxes (New or Replacement)	20	Each	550.00	11,000
Temporary White/Yellow Striping	123,000	Linear Feet	2.00	246,000
Mobilization, Demobilization, Allowances, and Other	-	-	-	140,000
<i>Construction Subtotal</i>				<i>\$2,893,000</i>
Construction Contingency (10%)				\$289,000
Construction Management (11%)				318,000
Total				\$3,500,000

According to Ms. Elizabeth Ramos, Public Works Office of Finance and Administration, Public Works would spend the SB1 funds proportionately and concurrently with City funds throughout the construction process. The equal match of \$1,750,000 provided by Public Works would be funded by Proposition K sales tax revenue. Sufficient funding is available in the Public Works FY 2018-19 capital budget. According to Ms. Ramos, funding has also been identified in the SFPUC and SFMTA budgets for the coordinated sewer and traffic signal work. The contract award process is underway and includes the SFPUC and SFMTA project scopes as well.

RECOMMENDATION

Approve the proposed resolution.

¹ Pavement Condition Index (PCI) is a widely used engineering measurement calculated by visual evaluations of streets. PCI is scored in a range of 0-100, with scores of 85-100 rated as “excellent,” 70-84 as “good,” 50-69 as “at-risk,” 25-49 as “poor,” and 0-24 as “very poor.”

File Number: _____
(Provided by Clerk of Board of Supervisors)

Grant Resolution Information Form
(Effective July 2011)

Purpose: Accompanies proposed Board of Supervisors resolutions authorizing a Department to accept and expend grant funds.

The following describes the grant referred to in the accompanying resolution:

- 1. Grant Title: Senate Bill 1 Local Partnership Formulaic Fund Program
- 2. Department: San Francisco Public Works
- 3. Contact Person: Elizabeth Ramos Telephone: 415.554.4069
- 4. Grant Approval Status (check one):
[x] Approved by funding agency [] Not yet approved
- 5. Amount of Grant Funding Approved or Applied for: \$1,750,000

Grant Contract ID	Project
TBD	Alemaný Boulevard Pavement Renovation

- 6. a. Matching Funds Required:
Minimum: \$1,750,000
Actual: \$1,750,000
- b. Source(s) of matching funds (if applicable):
Proposition K Local Sales Tax
- 7. a. Grant Source Agency:
California Transportation Commission
- b. Grant Pass-Through Agency (if applicable):
Not Applicable

8. Proposed Grant Project Summary:

Street resurfacing of 1.3 miles of a key arterial in San Francisco. The project consists of repairs to the road base, paving work, curb ramp construction, and sidewalk and curb repairs.

- 9. Grant Project Schedule, as allowed in approval documents, or as proposed:
Start-Date: 04/2019 End-Date: 06/30/2023

- 10. a. Amount budgeted for contractual services:
\$3,182,000
- b. Will contractual services be put out to bid?
Yes
- c. If so, will contract services help to further the goals of the Department's Local Business Enterprise (LBE) requirements?

Yes, the contract will meet our department's LBE requirement.

- d. Is this likely to be a one-time or ongoing request for contracting out?
One-time request.

11. a. Does the budget include indirect costs?

Yes No

- b. 1. If yes, how much?
\$206,114

- b. 2. How was the amount calculated?
FY18/19 indirect cost plan

- c. 1. If no, why are indirect costs not included?

Not allowed by granting agency

To maximize use of grant funds on direct services

Other (please explain):

- c. 2. If no indirect costs are included, what would have been the indirect costs?
Not Applicable

12. Any other significant grant requirements or comments:

Not applicable

****Disability Access Checklist***(Department must forward a copy of all completed Grant Information Forms to the Mayor's Office of Disability)**

13. This Grant is intended for activities at (check all that apply):

- | | | |
|--|---|--|
| <input checked="" type="checkbox"/> Existing Site(s) | <input type="checkbox"/> Existing Structure(s) | <input type="checkbox"/> Existing Program(s) or Service(s) |
| <input type="checkbox"/> Rehabilitated Site(s) | <input type="checkbox"/> Rehabilitated Structure(s) | <input type="checkbox"/> New Program(s) or Service(s) |
| <input type="checkbox"/> New Site(s) | <input type="checkbox"/> New Structure(s) | |

14. The Departmental ADA Coordinator or the Mayor's Office on Disability have reviewed the proposal and concluded that the project as proposed will be in compliance with the Americans with Disabilities Act and all other Federal, State and local disability rights laws and regulations and will allow the full inclusion of persons with disabilities. These requirements include, but are not limited to:

1. Having staff trained in how to provide reasonable modifications in policies, practices and procedures;
2. Having auxiliary aids and services available in a timely manner in order to ensure communication access;
3. Ensuring that any service areas and related facilities open to the public are architecturally accessible and have been inspected and approved by the DPW Access Compliance Officer or the Mayor's Office on Disability Compliance Officers.

If such access would be technically infeasible, this is described in the comments section below:


Comments:

Departmental ADA Coordinator or Mayor's Office of Disability Reviewer:

Kevin Jensen
(Name)

Disability Access Coordinator
(Title)

Date Reviewed: JANUARY 3, 2019



(Signature Required)

Department Head or Designee Approval of Grant Information Form:

Mohammed Nuru
(Name)

Director, San Francisco Public Works

(Title)
Date Reviewed: January 8, 2019


(Signature Required)

Alemany Boulevard Pavement Renovation Project		
SB1 Local Partnership Program Formulaic Funds Budget		
Construction Phase Only		
<u>Sources</u>		<u>Amount</u>
SB1 LPP	\$	1,750,000
Proposition K (EP 34)	\$	1,750,000
TOTAL REVENUE:	\$	3,500,000
	<u>Uses</u>	<u>Amount</u>
Construction	\$	3,500,000
TOTAL COST:	\$	3,500,000



December 15, 2017

Susan Bransen
Executive Director
California Transportation Commission
1120 N Street, MS-52
Sacramento, CA 95814

RE: Local Partnership Program Formulaic Program - San Francisco's
Project Nominations and Documentation of Agreement between Taxing
Authority and Implementing Agency

On behalf of the San Francisco County Transportation Authority (SFCTA) and San Francisco Public Works (SFPW), we would like to express our appreciation to the California Transportation Commission (CTC) for considering our project nominations to the Local Partnership Program (LPP) Formulaic Program. This cover letter serves as the agreement between SFCTA and SFPW to implement San Francisco's share of the LPP Formulaic Program.

The SFCTA administers Proposition K, a half-cent local sales tax program approved by San Francisco voters in November 2003, and Proposition AA, an additional \$10 annual vehicle registration fee approved by San Francisco voters in November 2010, both with revenues solely dedicated to fund transportation investments. On December 6, 2017, the CTC adopted the Cycle 1 LPP Formulaic Program funding share distribution for Fiscal Years (FYs) 2017/18 and 2018/19, and SFCTA's total funding share was determined to be \$2,106,000 for FY 2017/18 and \$2,083,000 for FY 2018/19.

SFPW, which will act as the implementing agency, routinely maintains over 900 miles of local streets to extend the useful life of pavement and provide mobility to motorists, cyclists, and pedestrians. On December 12, 2017, the SFCTA Board approved programming San Francisco's share of the LPP Formulaic Program for FYs 2017/18 and 2018/19 to the following two SFPW street resurfacing projects:

1. FY 2017/18: Parkmerced/Twin Peaks/Glen Park Residential Pavement Renovation Project (\$2,106,000)
2. FY 2018/19: Alemany Boulevard Pavement Renovation Project (\$2,083,000)


Both projects will provide critical improvements to San Francisco's local road system, improving both neighborhood streets and an important arterial for San Francisco's road network. For both projects, Proposition K funds are programmed to provide the required dollar for dollar local match.

As the implementing agency, SFPW assumes responsibility and accountability for the use and expenditure of program funds as established by the CTC in the LPP Guidelines adopted on October 18, 2017. In this capacity, SFPW will submit allocation requests to

Caltrans during the fiscal year of project programming, will award contracts within 6 months of allocation of funds by the CTC, complete the project as proposed in the project nomination, and comply with reporting and accountability guidelines as established by the CTC and Caltrans.

Thank you for your consideration of our project nominations. If you have any questions about this request, please contact Anna LaForte, SFCTA Deputy Director for Policy and Programming, at 415-522-4805 or anna.laforte@sfcta.org, or contact Rachel Alonso, San Francisco Public Works Transportation Finance Analyst, at 415-554-4139 or rachel.alonso@sfdpw.org. We look forward to the advancing the first cycle of LPP programming and to working in partnership with the CTC to deliver the benefits of SB 1 to San Francisco residents and visitors.

Sincerely,



Mohammed Nuru
Director
San Francisco Public Works



Tilly Chang
Executive Director
San Francisco County Transportation Authority

Attachments:

1. Parkmerced/Twin Peaks/Glen Park Residential Pavement Renovation Project Application
2. Alemany Boulevard Pavement Renovation Project Application

cc: MEL, ALF, OQ, AS – SFCTA
RA, PH – SFPW

San Francisco Public Works
Local Partnership Program Cycle 1 - Formula Funds
Alemany Boulevard Pavement Renovation



Alemany Boulevard Pavement Renovation

SB1 Local Partnership Program Cycle 1

Fiscal Year 2018-2019

Formula Funds Application

San Francisco Public Works
December 2017

Table of Contents

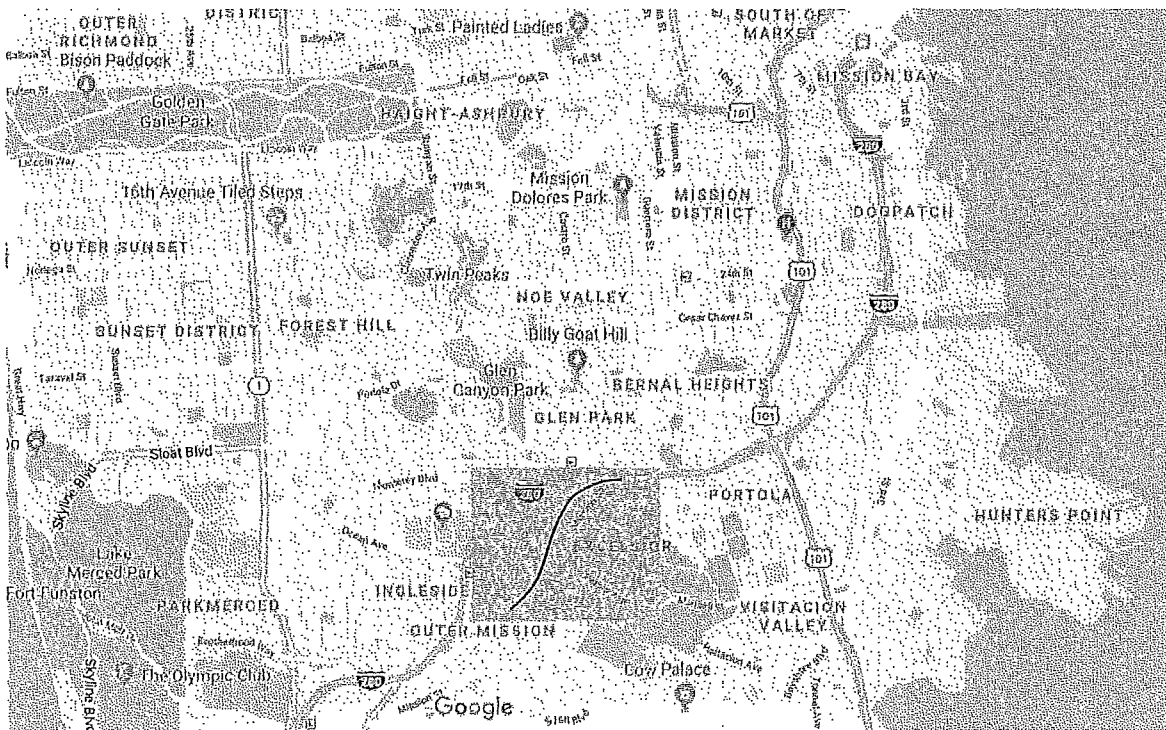
Basic Project Information.....	2
Street Resurfacing Program Background.....	3
San Francisco’s Street Resurfacing Needs	4
Alemany Boulevard Project Information	8
Anticipated Benefits from the Alemany Boulevard Project.....	13
Monetary Benefits	13
Climate Impacts	14
Land Use, Housing Planning, Transportation Goals.....	15
Conclusion.....	16
Attachment A: Funding Plan	i
Attachment B: Cost Estimate	ii
Attachment C: Project Map	iii
Attachment D: Anticipated Project Schedule	iv

Basic Project Information

Project Name: Alemany Boulevard Pavement Renovation

Project Description: Street resurfacing of 1.3 miles of a key arterial in San Francisco. The project consists of repairs to the road base, paving work, curb ramp construction, and sidewalk and curb repairs. This construction work will, in conjunction with San Francisco Public Works' asset management strategy, decrease the lifetime maintenance and repair costs, while providing a smoother and safer road for drivers, public transit riders, bicyclists, and pedestrians.

Project Location: The project will resurface Alemany Boulevard, between Congdon St and Seneca Ave.



Project Phase: Construction

Fiscal Year of Programming: 2018/19


Total Project Cost: \$5,500,000

LPP Amount Requested: \$2,083,000

Local Match: \$3,417,000 in Proposition K sales-tax funds and local General Fund

Street Resurfacing Program Background


San Francisco Public Works (Public Works) is responsible for more than 900 miles of streets and roadways, comprising more than 12,800 street segments and blocks. The Public Works Street Resurfacing Program (Street Resurfacing) maintains deteriorated City streets through various treatment types, such as grinding and paving from curb to curb and pavement preservation. Roadway surfaces must be routinely maintained, renewed, and resurfaced to extend the service life of the pavement.



Street Resurfacing inspects each of the City's blocks and assigns a Pavement Condition Index (PCI) score every two years. The PCI score ranges from 0 ("Very Poor") to 100 ("Excellent"). These scores assist Public Works with implementing the pavement management strategy of preserving streets by applying the right treatment to the right roadway at the right time. Streets are prioritized and selected based on PCI scores as well as the presence of transit and bicycle routes, scheduled street clearance, and geographic equity.

In San Francisco, the goal of the Street Resurfacing Program is to maximize every dollar received. Street Resurfacing has adopted asset management best practices to minimize life cycle costs. A street's typical life cycle is approximately 30 years, but can vary depending on usage and other factors. Best practices in street management recommend preserving streets before they become more costly to fix later. This cycle keeps San Francisco streets at a higher lifetime average PCI score, while reducing reconstruction costs.

Since 2011, Street Resurfacing has performed over 110 joint and coordinated projects with public and private agencies. Public Works maintains regular communication with other public and private agencies and tracks the City's projects to determine whether paving should join or coordinate on a project with other agencies. Coordinating street resurfacing work with other major San Francisco projects maximizes the efficiency and effectiveness of public dollars, while minimizing disruption to San Francisco residents, visitors, and businesses.



In the spirit of coordinating projects, Street Resurfacing also helps build curb ramps in San Francisco. The **American Disabilities Act of 1990 (ADA)** requires that the City build out curb ramps to ensure accessibility on the public right-of-way. San Francisco is committed to providing full and fair access to all City streets and complying with ADA accessibility requirements. The City's 2008 update of the **ADA Transition Plan for Curb Ramps and Sidewalks** sets an aggressive goal of putting a curb ramp at every street corner in the City. In accordance with this aggressive goal, Street Resurfacing has constructed over 5,000 curb ramps between 2013 and 2016.

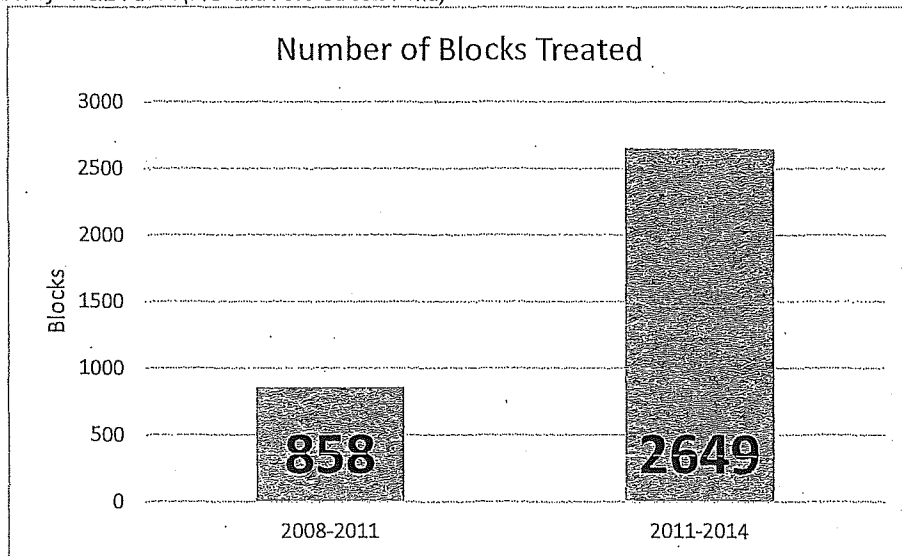
San Francisco's Street Resurfacing Needs

Well maintained streets provide multi-modal benefits. Motorists, cyclists, and transit benefit from smoother and safer paved streets. Public transportation and the movement of goods and services would not be possible without a network of even and dependable streets.

In 2011, San Francisco voters overwhelmingly approved the **2011 Road Repaving and Street Safety Bond (Streets Bond)** and set a citywide target PCI score of 70. Over 68% of San Francisco voters approved the proposition. Since 2011, the PCI goal has been reiterated in the City's **10 Year Capital Plan**.

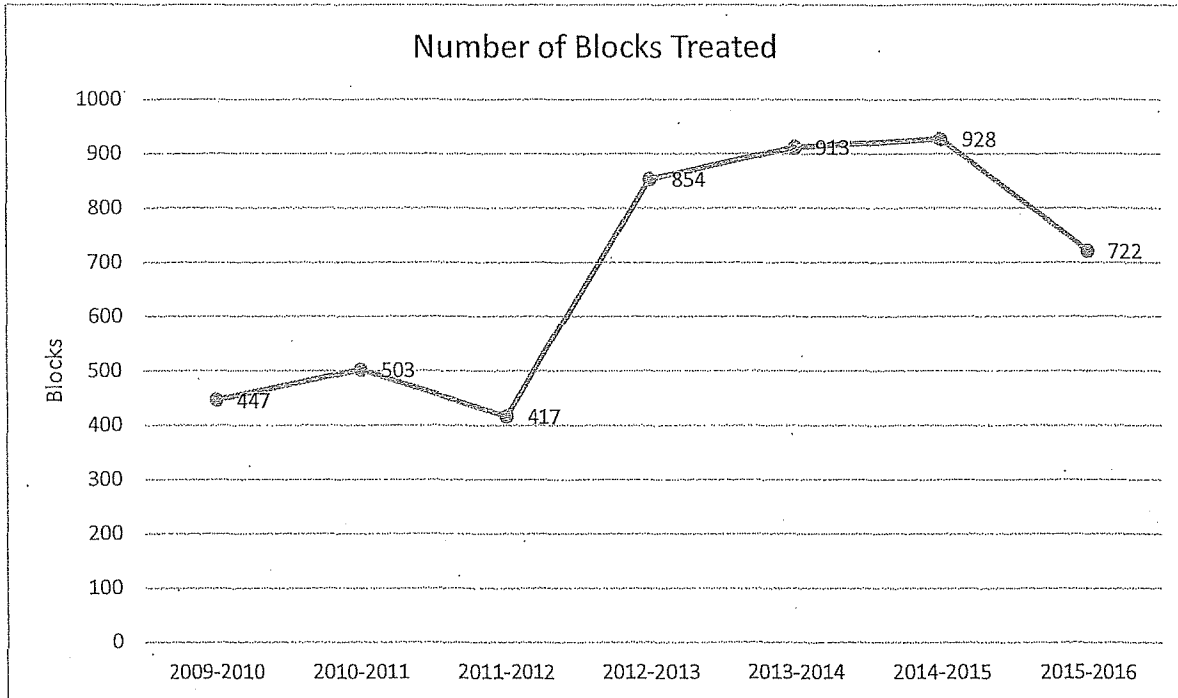
The Street Resurfacing program's use of Streets Bond funds proved that the number of blocks treated each year is directly tied to funding. Street Resurfacing has maximized the Streets Bond funds and, in the three years after the Streets Bond passed, the number of blocks treated in San Francisco has tripled (see Figure 1). Since 2011, Street Resurfacing has treated a total of 4,299 block (see Figure 2).

Figure 1: Number of Blocks Paved (Pre- and Post- Streets Bond)



San Francisco Public Works
Local Partnership Program Cycle 1 - Formula Funds
Alemany Boulevard Pavement Renovation

Figure 2: Annual Number of Blocks Treated Since Fiscal Year 2009-2010

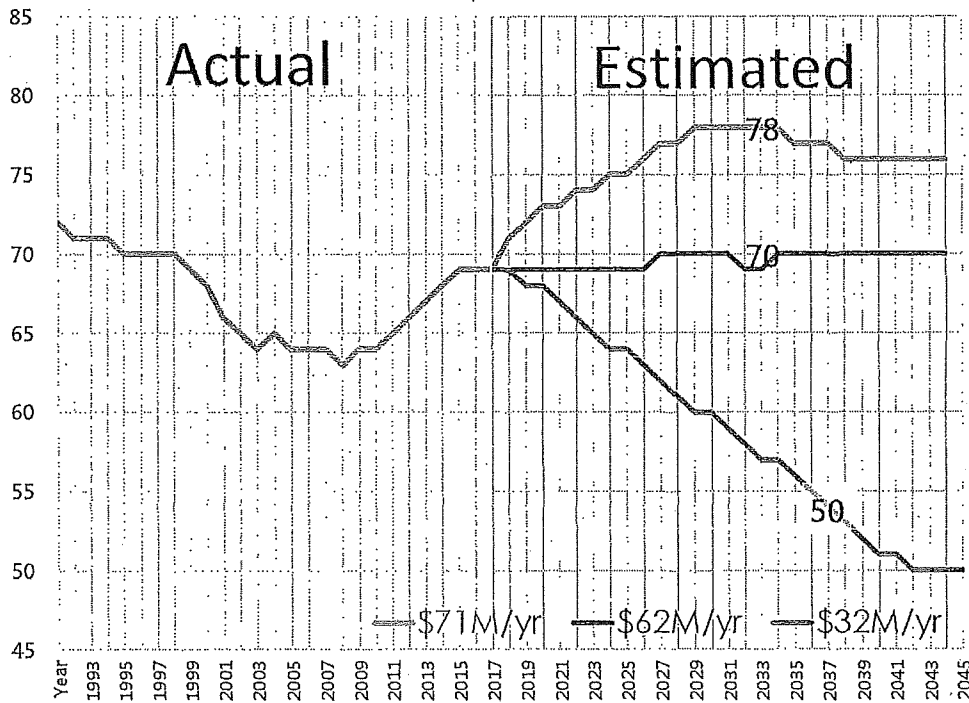


The voter approved target PCI score of 70 aims to make San Francisco streets “Good,” by Fiscal Year 2025. As of December 2016, the average citywide PCI score is 69. This PCI score has increased from the historical low of 63 in 2009, with the bulk of the improvements occurring between 2011 and 2016, largely because of the dedicated funding stream from the Streets Bond during this five year period:

Public Works has made great strides in improving the City’s network PCI score, but with the depletion of Streets Bond funds, dependable and sufficient funding for the program does not currently exist. With current levels of funding, San Francisco can expect the average citywide PCI score to drop to 62 by 2027. A score of 62 not only erases all improvements to the citywide network, but also is the lowest average network score San Francisco streets have ever received. If this funding level continues, San Francisco streets can expect to fall to an average PCI score of 50 by 2045 (see Figure 3). Fully funding the Street Resurfacing Program is necessary to sustain the improvements made since 2011 and reach the target PCI score of 70.

San Francisco Public Works
 Local Partnership Program Cycle 1 - Formula Funds
 Alemany Boulevard Pavement Renovation

Figure 3: PCI Outcomes from Different Budget Scenarios



As of December 2016, approximately 40% of San Francisco streets are still considered “At-Risk,” “Poor,” or “Very Poor.” These streets are quickly deteriorating and require larger scale maintenance and repair. Work on “At-Risk” and worse streets has significantly higher costs and is more labor-intensive than maintaining “Good” and “Excellent” streets. In order to continue to improve and prevent a drop in the network PCI score, Street Resurfacing must focus repaving efforts on San Francisco’s “At-Risk” and worse streets.

Table 1: Cost of Per Curb Repair Based on PCI Score (as of December 2016)

PCI Score	Rating	Cost of Repair (Per Block)	Treatment Method
85-100	Excellent		No treatment
70-84	Good	\$35k	Preservation
50-69	At-Risk	\$143k	Resurfacing
25-49	Poor	\$161k	Resurfacing with base

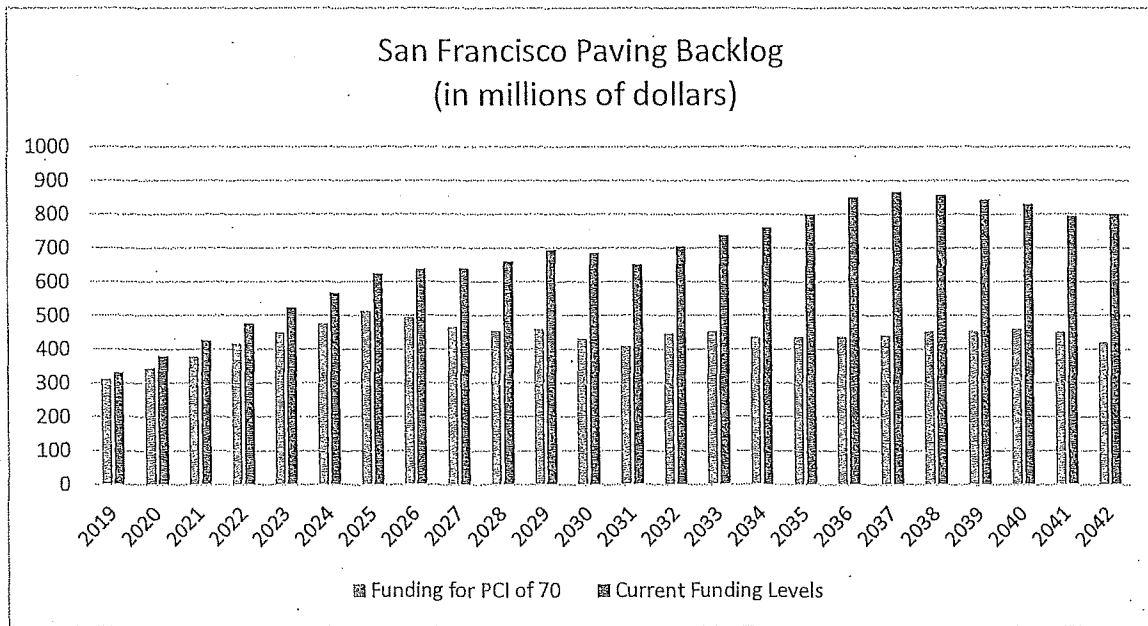
SF Goal: PCI of 70 →

As of December 2016: PCI of 69 →

The quality of the City’s street network affects the cost burden that San Francisco residents will bear. These costs are incurred as personal vehicle maintenance and repair costs, as well as the tax burden needed to upkeep San Francisco roads. As the PCI increases, the cost of maintenance and repair of local roads drastically decreases. According to the costs outlined in Table 2, a PCI score 70 will reduce the maintenance and repair costs of San Francisco streets from \$143,000 per block to \$35,000 per block (see Table 1).

As San Francisco’s network of streets and roads deteriorate, maintaining the citywide network becomes more expensive, and San Francisco’s paving needs increase. More expensive repairs mean that more financial and labor resources are needed to repave the City’s streets. Street Resurfacing will need to spend more time and money to pave less streets. As a result, the citywide paving backlog grows (see Figure 4).

Figure 4: Backlog Trends Based on Funding Levels



The backlog represents streets within the City’s network that require maintenance and repair. However, because of prioritization and resource scarcity, Street Resurfacing lacks the capacity to work on these streets now. Streets in the City’s backlog continue to deteriorate; the longer the streets stay in the backlog, the more expensive they become to repair and maintain.

San Francisco Public Works
 Local Partnership Program Cycle 1 - Formula Funds
 Alemany Boulevard Pavement Renovation

Table 2: Backlog Growth Based on Funding Levels

	PCI of 70	Current Funding Levels	PCI in High 70s.
Backlog Growth	37%		15%
Backlog in 2045	\$420.mil		\$260.mil

Currently, the San Francisco streets and roads network has a backlog of \$307 million. Based on September 2017 estimates, if the City does not receive additional funding, San Francisco can expect to see a backlog of \$800 million by 2045. If San Francisco secures funding to reach the target PCI score of 70 by 2025, the City's backlog will still grow, but only by 37%. In this scenario, the backlog will be \$420 million by 2045. If the City was interested in reducing the backlog, funding to reach and maintain a PCI score in the high 70s is needed (see Table 2).

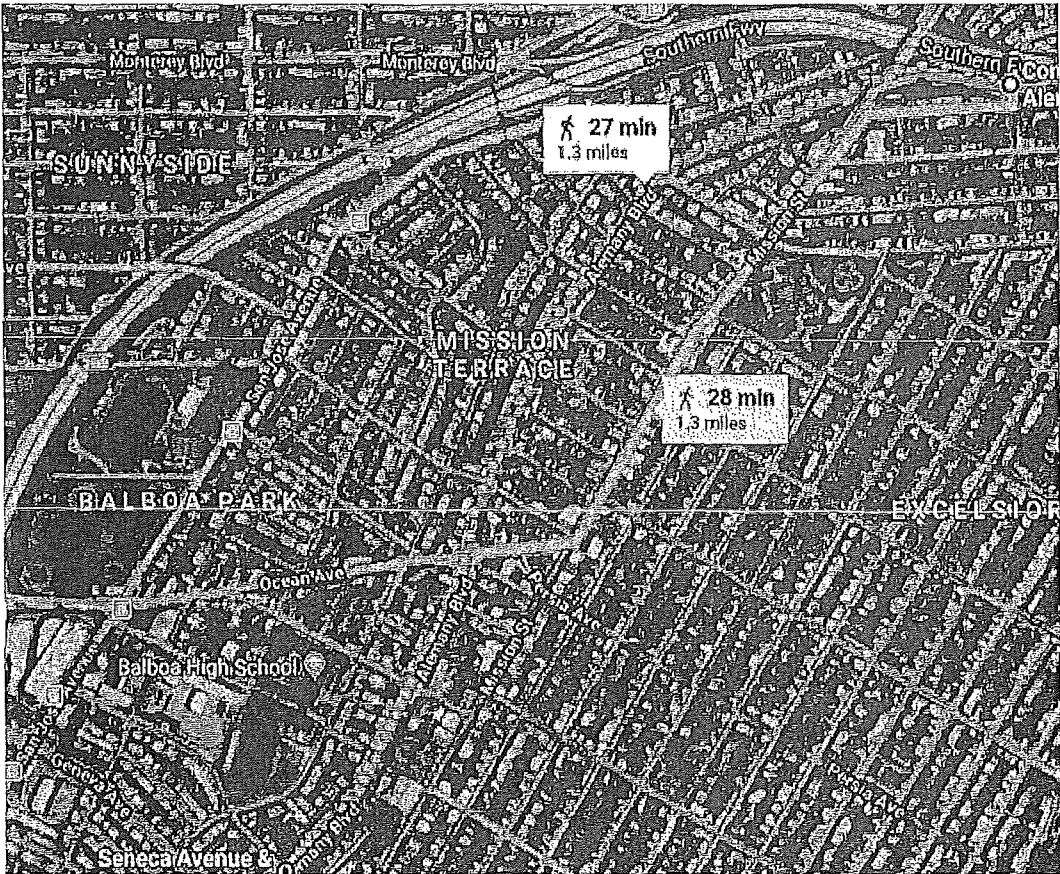
Smoother streets also save individual drivers from paying significant personal vehicle repair and maintenance costs. According to the **American Society of Civil Engineers 2017 Infrastructure Report Card**, deteriorating roads cost the average driver approximately \$800 in annual vehicle repair fees.¹

Alemany Boulevard Project Information

Public Works requests Cycle 1 Fiscal Year 2018-2019 Local Partnership Program (LPP) formula funds for the construction phase of the pavement portion of the Alemany Boulevard Pavement Renovation Project. The project construction phase will cost approximately \$5.5 million. Street Resurfacing is requesting \$2.083 million in Fiscal Year 2018-2019 LPP funds for construction. These funds will be matched with \$3.417 million of local General Fund and Proposition K Sales Tax funds. For further information on project costs, please refer to the attached Project Funding Plan (Attachment A) and Project Cost Estimate (Attachment B).

¹ American Society of Civil Engineers, 2017 Infrastructure Report Card, accessed 2017, November 22.
<https://www.infrastructurereportcard.org/infrastructure-super-map/>

Figure 5: Alemany Project Limits



The project is located on 1.3 miles of Alemany Boulevard, between Congdon Street and Seneca Avenue and will repave thirty (30) blocks. This project is situated on a major arterial in the Balboa Park and Mission Terrace neighborhoods of San Francisco. The project will perform work in proximity to many important neighborhood and community centers, such as:

Balboa Park

Located 0.3 miles away from Alemany Boulevard, Balboa Park is a twenty-four acre athletic park. Amenities include a stadium, four ball fields, and an indoor pool. San Francisco Recreation and Parks Department recently updated the playground. There are more improvements planned for the park in the near future.²

Monroe Elementary School

Located 0.3 miles away from Alemany Boulevard and in the Excelsior neighborhood, the Monroe Elementary School is a diverse K-5 school with annual enrollment averaging around

² San Francisco Recreation and Parks Department, Balboa Park, 2017, accessed 2017, December 4. <http://sfrecpark.org/destination/balboa-park/>

San Francisco Public Works
Local Partnership Program Cycle 1 - Formula Funds
Alemany Boulevard Pavement Renovation

500 students. The school provides important access to language programs to help students become bilingual in Spanish, Chinese, and/or English.³

James Denman Middle School

Located 0.2 miles away from Alemany Boulevard, the James Denman Middle School serves the Outer Mission neighborhood's 6th to 8th grade students. The middle school has seen an increase in enrollment over the last five years. The school had an enrollment of over 800 students during the 2016-2017 school year, up from the approximately 700 students enrolled during the 2015-2016 school year.⁴ In the 2016-2017 school year, approximately 60% of the student body received free and reduced-priced meals.⁵

Balboa High School

Located 0.1 miles away from Alemany Boulevard, Balboa High School has an average enrollment of over 1,200 high school students. The school serves a large population of minority students, as well as low income students. Based on California Department of Education data, approximately 95% of enrolled students are considered ethnic minorities. Approximately 66% of enrolled students received free and reduced-priced meals.⁶

City College of San Francisco (Ocean Campus)

Located 0.7 miles away from Alemany Boulevard, the Ocean Campus is the main campus in the City College of San Francisco (CCSF) network. CCSF provides two year accredited education and vocational training to approximately 30,000 students a year.⁷ CCSF gives San Francisco residents an affordable higher education option.

San Francisco Public Library (Excelsior Branch)

Located 0.1 miles away from Alemany Boulevard, the Excelsior Branch of the San Francisco Public Library is an important cultural center in the neighborhood. The library holds the neighborhood history file, as well as a collection of Filipino interest materials in English and Tagalog. The library also sports a collection of English, Chinese, and Spanish language materials.⁸

³ San Francisco Unified School District, Monroe Elementary School, 2017, accessed 2017 December 4. <http://www.sfusd.edu/en/schools/school-information/monroe.html>

⁴ San Francisco Unified School District, James Denman Middle School, 2017, accessed 2017 December 4. <http://www.sfusd.edu/en/schools/school-information/james-denman.html>

⁵ Education Data Partnership, Denman (James) Middle, 2017, accessed 2017 December 5. [http://www.ed-data.org/school/San-Francisco/San-Francisco-Unified/Denman-\(James\)-Middle](http://www.ed-data.org/school/San-Francisco/San-Francisco-Unified/Denman-(James)-Middle)

⁶ Education Data Partnership, Balboa High, 2017, accessed 2017 December 5. <http://www.ed-data.org/school/San-Francisco/San-Francisco-Unified/Balboa-High>

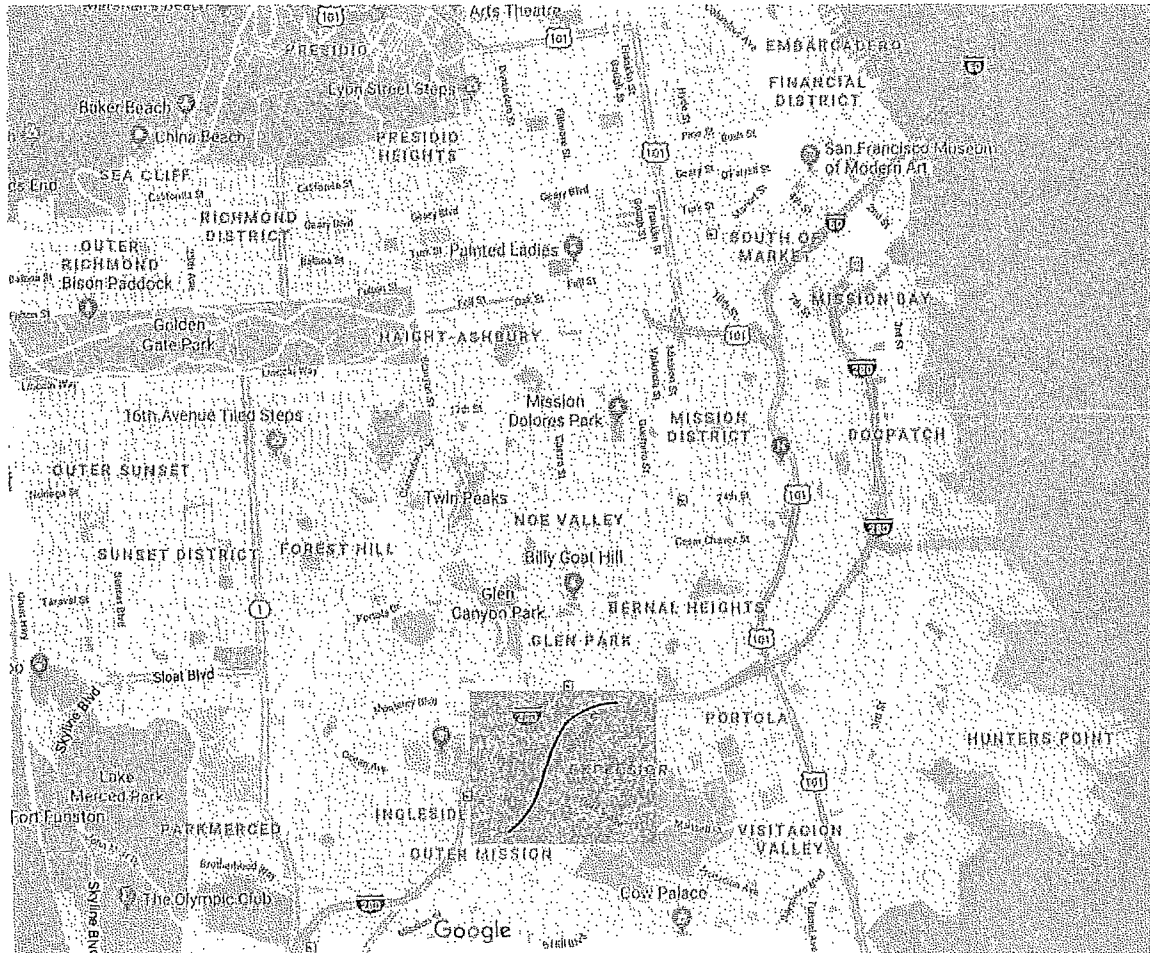
⁷ California Community Colleges Chancellor's Office, Management Information Systems Data Mart, accessed 2017 December 5. http://datamart.cccco.edu/Students/Student_Term_Annual_Count.aspx

⁸ San Francisco Public Library, Excelsior, 2017, accessed 2017 December 4. <https://sfpl.org/?pg=010000601>

San Francisco Public Works
Local Partnership Program Cycle 1 - Formula Funds
Alemany Boulevard Pavement Renovation

For more information on the project location, please refer to the attached project map (Attachment C).

Figure 6: Project Location



The project is a key motor vehicle connection off the United States Route 101 freeway. In terms of public transit, San Francisco bus lines 44 and 52, both with important service to the western and southern neighborhoods of San Francisco, run and stop along Alemany Boulevard. The Balboa Park Station, with Bay Area Rapid Transit (BART) and San Francisco Municipal Railway (Muni) service, is located 0.4 miles away from the project. Balboa Park Station sees heavy transit traffic; in November 2017, the station registered 10,350 passenger exits from BART riders.⁹

⁹ Bay Area Rapid Transit, Ridership: November 2017, 2017 December 3, Accessed 2017 December 6. <http://64.111.127.166/ridership/>

Alemany is also a major bicycle corridor, with dedicated on-road bicycle lanes. Alemany has the closest bike lanes on a major arterial south of Balboa Park; this means, for many bicyclists, the boulevard is the safest arterial connection for bike traffic in the Balboa Park and Mission Terrace neighborhoods.

Figure 7: Current Conditions on Alemany Boulevard



Currently, the average PCI score within the project limits is in the mid 50's, making the roads "At-Risk." This project will boost the PCI score to 100, and, subsequently, help boost the City's network PCI. This construction work will, in conjunction with Street Resurfacing's asset management strategy, decrease the lifetime maintenance and repair costs on Alemany Boulevard, while providing a smoother and safer road for drivers, public transit riders, and bicyclists.

The project consists of repairs to the road base, paving work, curb ramp construction, and sidewalk and curb repairs. In an effort to coordinate with other projects in this location, and therefore reduce mobilization costs and minimize public disruption, the project will also include sewer replacement and traffic signals work. The sewer replacement will be funded by San Francisco Public Utilities Commission (SFPUC) and the traffic signals work will be funded by San Francisco Municipal Transportation Agency (SFMTA).¹⁰

The project is currently in the design phase. As of November 2017, design is 10% complete. The project is scheduled to start construction Spring 2019 and complete construction in Fall 2020.

¹⁰ Due to the nature of the SFPUC and SFMTA work, the sewer replacement and traffic signal work are considered non-participating. The sewer replacement and traffic signal work will not receive LPP formula funds.

For further project schedule information, please refer to the attached Project Schedule (Attachment D).

Anticipated Benefits from the Alemany Boulevard Project

The Alemany Boulevard Pavement Renovation Project will provide a multitude of benefits both to the citywide population and to the project's neighboring communities. This application does not use the recommended California Department of Transportation Life-Cycle benefit-Cost Analysis Model because the model proved to have limitations when calculating local streets and roads related benefits. The model uses the International Roughness Index (IRI) to measure pavement condition, while Street Resurfacing uses Pavement Condition Index (PCI). Public Works does not currently have the ability to convert PCI into IRI. Instead, benefits in this application are based on research and literature review.

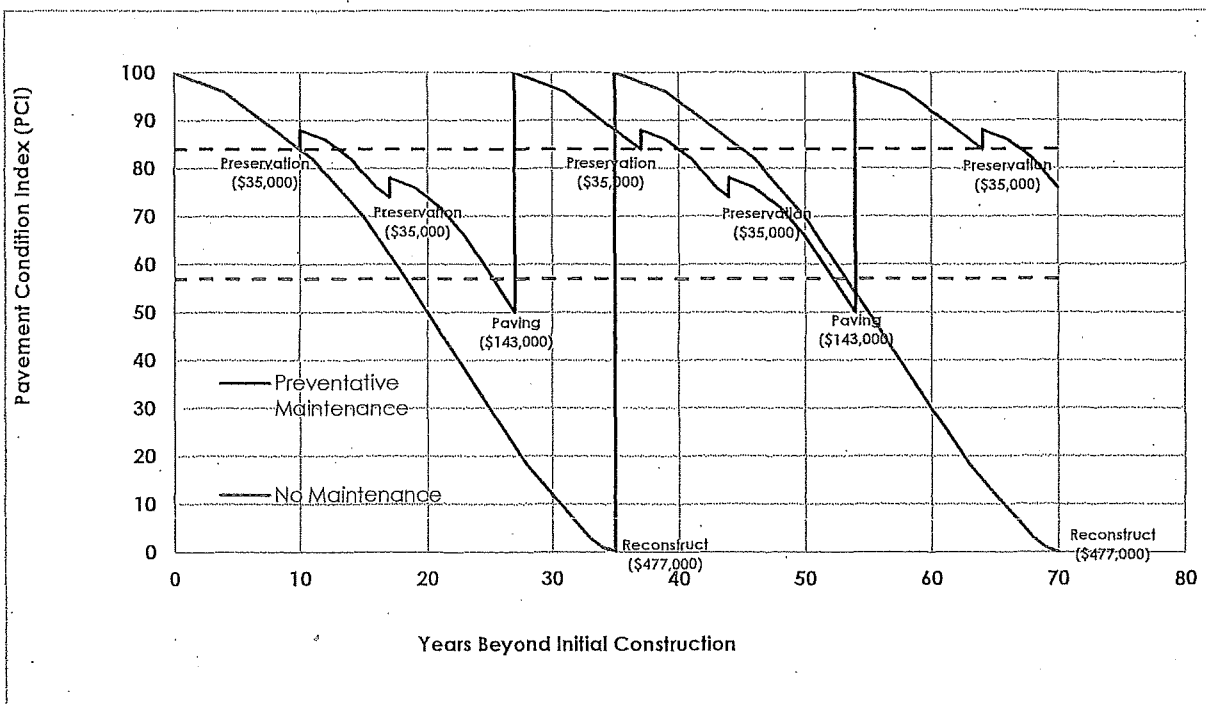
Monetary Benefits

Street Resurfacing's strategy is to perform preservation treatments approximately every 10 years, with a paving treatment approximately every 30 years. Alemany Boulevard is currently in need of paving treatment to stay on track with asset management best practices. In comparison, if Alemany were to follow a traditional reconstruction cycle, with no maintenance, the boulevard will continue to deteriorate, making it substantially more expensive to fix at a later time.

As shown in Figure 8, a preserve-and-pave cycle is more cost effective than reconstructing streets every 30 years. Additionally, the average PCI over the life of streets, using this best practices strategy, can be as high as 84 (dotted blue line in Figure 8); comparatively, using the traditional reconstruction life cycle, the average PCI of a streets is estimated to be only in the mid-50s (orange dotted line in Figure 8). Using the Street Resurfacing's adopted strategy, maintenance and repair costs, the backlog, and personal motor vehicle damages are expected to decrease.

San Francisco Public Works
 Local Partnership Program Cycle 1 - Formula Funds
 Alemany Boulevard Pavement Renovation

Figure 8: "Traditional" vs. "Best Practices" Asset Management Cycle



If a preserve-and-pave cycle is followed ("Preventative Maintenance" line in Figure 8), between Year 0 and Year 40, the Alemany Boulevard Project could potentially save the City approximately \$6.9 million in maintenance and repair costs (see Table 3 for calculations). In order for these savings to be realized, asset management best practices must be continuously used.

Table 3: Cost Savings

Cost Savings from Alemany Boulevard Project (Year 0-40)		
	Best Practices	Traditional
Blocks	30	30
Cost of Repair (Per Block)	\$248,000	\$477,000
Cost of Repair (Total)	\$7,440,000	\$14,310,000
Total savings for City:	\$6,870,000	

Climate Impacts

Research shows that smoother, well-paved streets have associated positive climate impacts. Street Resurfacing incorporates Reclaimed Asphalt Paving (RAP), a sustainable pavement strategy, in the paving process. San Francisco includes, at a minimum, 15% recycled asphalt in all paving projects. Using RAP, Street Resurfacing uses less natural resources and reduces the amount of waste diverted to landfills. According to a New Civil Engineers report, every lane-

mile recycled is the equivalent of removing 11 cars off the road for a year, reducing overall greenhouse gas emissions.¹¹ Based on this argument, this project, which will repave four lanes, has the potential to reduce greenhouse gases by the equivalent of the emissions from 57 cars in a year.

According to the Concrete Sustainability Hub at Massachusetts Institute of Technology, “rougher roads lead to a greater fuel consumption [...] having a potentially huge impact when aggregated.”¹² The National Cooperative Highway Research Program found that vehicles driving on rough, damaged, unpaved streets can have up to almost 5% increase in fuel consumption.¹³ The Federal Highway Administration links the increase in fuel consumption to the energy needed for a vehicle to stabilize itself while sustaining the speed limit on rough and bumpy roads.¹⁴

The project will greatly improve the condition of Alemany Boulevard. Drivers on the boulevard after the completion of the project will experience smoother streets; drivers will no longer require the use of the extra 5% in fuel consumption to stabilize their vehicles.

Furthermore, a smoother Alemany Boulevard means a safer bike path for bicyclists. According to the SFMTA study, when asked about their decision to bike, 70% of respondents cited safety as a major factor for not biking.¹⁵ Currently, bikes represent between 0 - 2% of the mode share on Alemany Boulevard.¹⁶ The Alemany Boulevard Project will help make the area more bike friendly by providing a smoother ride. By making Alemany Boulevard safer for bikes, the project can boost bike ridership, therefore potentially reducing private vehicle ridership, and subsequently, greenhouse gas emissions from fossil fuel consumption.

Land Use, Housing Planning, Transportation Goals

The Alemany Boulevard Pavement Renovation Project also aligns with many of the City’s land use and transportation goals.

¹¹ New Civil Engineers, Final Report: California Statewide Local Street and Roads Needs Assessment, 2016 October, pp. 23-24, accessed 2017 November 30. <http://www.savecaliforniastreet.org/wp-content/uploads/2016/10/2016-CA-Statewide-Local-Streets-and-Roads-Needs-Assessment-Final-Report.pdf>

¹² Greene, Suzanne, et al. Pavement Roughness and Fuel Consumption, Massachusetts Institute of Technology Concrete Sustainability Hub, 2013 August, pp. 11-15, accessed 2017 November 30. https://cshub.mit.edu/sites/default/files/documents/PVIRoughness_v15.pdf

¹³ Chatti, Karim and Imen Zaabar, National Cooperative Highway Research Program Report 720: Estimating the Effects of Pavement Condition on Vehicle Operating Costs, Transportation Research Board, 2012, pp. 19-23, accessed 2017 November 30. <https://www.nap.edu/read/22808/chapter/4#21>

¹⁴ U.S. Department of Transportation Federal Highway Administration, Pavements, 2017 June 27, accessed 2017 November 30. https://www.fhwa.dot.gov/pavement/sustainability/articles/vehicle_fuel.cfm

¹⁵ San Francisco Municipal Transportation Agency, Pedaling Forward, 2017 July 7, accessed 2017 December 6. https://www.sfmta.com/sites/default/files/reports-and-documents/2017/09/booklet_final_web_version.pdf

¹⁶ San Francisco Municipal Transportation Agency, ACS Bicycle Commute Mode Share 2011-2015, accessed 2017 December 6. https://www.sfmta.com/sites/default/files/acs_bicyclecommutemodeshare_2011-2015.pdf

According to the **San Francisco General Plan**, a priority of the City's streets and roadways is to accommodate human movement and join the districts of the City.¹⁷ Alemany Boulevard is an important arterial for facilitating movement in the City and connecting San Francisco's southern neighborhoods to the rest of the City. Alemany's closeness to transportation facilities, such as Muni bus stops (44 and 52 lines run on Alemany), a BART/Muni station (0.4 miles away), and the Interstate 101 off ramp (1.1 miles from Congdon and Alemany), makes it an important pathway for San Francisco residents travelling in and out of the Balboa Park and Mission Terrace neighborhoods.

The project also falls in line with infrastructure investment goals outlined in **Plan Bay Area 2040**. The plan prioritizes maintaining San Francisco Bay Area's local streets and roads and stresses the importance of improving pavement condition in the region.¹⁸ The completion of the Alemany Boulevard Pavement Renovation Project will improve San Francisco's network PCI score, to hit the PCI 70 goal, as well as the Bay Area regional network PCI score.

Conclusion

The funding for the Alemany Boulevard Pavement Renovation Project will help deliver a project with wide ranging benefits. The project will help boost San Francisco's network PCI score continuing the will San Francisco voters established in the **2011 Streets Bond** and **10 Year Capital Plan**, while providing more safe and reliable roadways for multi-modal transportation. Repaving Alemany Boulevard will significantly reduce life cycle costs, freeing up funds and capacity for the Street Resurfacing Program to work on projects in the City's growing backlog.

With a \$5.5 million investment in this project and an adherence to the best practices asset management strategy, the Alemany Boulevard Project has the potential to generate almost \$7 million (realized over in the 40 years after construction) in maintenance and repair cost savings to the City. With the addition of greenhouse gas emission reductions and increased neighborhood connections, the benefits of this project greatly outweigh the requested investment.

¹⁷ San Francisco Planning Department, San Francisco General Plan: Urban Design Element, amended 2010, December 7, accessed 2017 November 30. http://generalplan.sfplanning.org/15_Urban_Design.htm

¹⁸ Metropolitan Transportation Commission, Plan Bay Area 2040, adopted 2017 July 26, accessed 2017 November 30. <http://2040.planbayarea.org/strategies-and-performance>

San Francisco Public Works
 Local Partnership Program Cycle 1 - Formula Funds
 Alemany Boulevard Pavement Renovation

Attachment A: Funding Plan

Phase	Fund Source	Fund Source Status	Fiscal Year Funds Programmed	Total	Percent of Total
Construction	LPP Funds	Planned	18/19	\$2,083,000	38%
Construction	Prop K	Programmed	18/19	\$3,157,000	57%
Construction	SF General Fund	Planned	18/19	\$260,000	5%
Total Construction Phase Funding				\$5,500,000	100%

Prop K funds for this project were programmed by the San Francisco County Transportation Authority Board on December 12, 2017, through resolution 2018-029.

1029

Attachment B: Cost Estimate

Alemany Boulevard Project Cost Estimate					
Item	Item Description	Estimated Quantity	Unit*	Cost	
1	Traffic Routing Work	---	LS	\$360,000	
	Grinding	850,000	SF	\$950,000	
3	Hot Mix Asphalt	11,000	TON	\$1,150,000	
4	Concrete Base 8-Inch	76,000	SF	\$1,000,000	
5	Concrete Sidewalk	8,500	SF	\$100,000	
6	Concrete Curb And Concrete Gutter	2,100	LF	\$130,000	
7	Concrete Curb Ramp With Detectable Tiles	90	EA	\$400,000	
8	Adjust City-Owned Castings	90	EA	\$40,000	
9	Adjust City-Owned Hydrant And Water Main Valve Castings	170	EA	\$30,000	
10	City-Owned Pull Box	40	EA	\$20,000	
11	Temporary 4-Inch White/Yellow Striping	5,500	LF	\$10,000	
				Construction:	\$4,190,000
				Construction Contingency:	\$410,000
				Construction Management:	\$900,000
				TOTAL:	\$5,500,000

This cost estimate is provided by the San Francisco Public Works Street Resurfacing Program. This is an order of magnitude estimate and will be updated as design comes closer to completion.

1030

Attachment C: Project Map



Attachment D: Anticipated Project Schedule

Project Delivery Milestones Phase	Status	Work	Start Date		End Date	
	% Complete	In-house- Contracted- Both	Month	Year	Month	Year
Planning/Conceptual Engineering (30%)						
Environmental Studies (PA&ED)						
Design Engineering (PS&E)	10%		October	2017	September	2018
R/W Activities/Acquisition						
Advertise Construction	0%	N/A	December	2018	N/A	N/A
Start Construction (e.g. Award Contract)	0%	Contracted	April	2019	N/A	N/A
Start Procurement (e.g. rolling stock)						
Project Completion (i.e. Open for Use)	N/A	N/A	N/A	N/A	August	2020

1032

Amendment (Existing Project)		No	Date:	12/14/17	
District	EA	Project ID	PPNO	MPO ID	Alt Proj ID
04					
County	Route/Corridor	PM/BK	PM/And	Project Sponsor/Lead Agency	
SF	Alemaný Boulevard			San Francisco Public Works	
				MPO	Element
				MTC	Local Assistance
Project Manager/Contact		Phone		E-mail Address	
Rachel Alonso		415-554-4139		rachel.alonso@sfdpw.org	
Project Title					
Alemany Boulevard Pavement Renovation					
Location (Project Limits), Description (Scope of Work)					
Street resurfacing of 1.3 miles of a key arterial in San Francisco. The project consists of repairs to the road base, paving work, curb ramp construction, and sidewalk and curb repairs. The project will resurface Alemany Boulevard, between Congdon St and Seneca Ave.					
Component					
		Implementing Agency			
PA&ED	San Francisco Public Works				
PS&E	San Francisco Public Works				
Right of Way	Not Applicable				
Construction	San Francisco Public Works				
Legislative Districts					
Assembly:	19	Senate:	11	Congressional:	12
Project Benefits					
This construction work will, in conjunction with San Francisco Public Works' asset management strategy, decrease the lifetime maintenance and repair costs, while providing a smoother and safer road for drivers, public transit riders, bicyclists, and pedestrians. The project is along a key motor vehicle connection off the US 101 freeway, supports MUNI bus service, and is also a major bicycle corridor, with dedicated on-road bicycle lanes.					
Purpose and Need					
The quality of the City's street network affects the cost burden that San Francisco residents will bear. In order to hit the City's target Pavement Condition Index (PCI) score of 70, Street Resurfacing must focus on the street segments that are in great need of maintenance and repair. The average PCI score within the project limits is in the mid 50's ("At-Risk").					
Category		Outputs/Outcomes		Unit	Total
Local streets and roads		Local road lane-miles rehabilitated		Miles	5.2
ADA Improvements	Yes	Bike/Ped Improvements	Yes	Reversible Lane analysis	Y/N
Includes Sustainable Communities Strategy Goals		Yes	Reduces Greenhouse Gas Emissions Yes		
Project Milestone				Existing	Proposed
Project Study Report Approved				N/A	
Begin Environmental (PA&ED) Phase					N/A
Circulate Draft Environmental Document				Document Type	N/A
Draft Project Report					N/A
End Environmental Phase (PA&ED Milestone)					N/A
Begin Design (PS&E) Phase					10/01/17
End Design Phase (Ready to List for Advertisement Milestone)					09/01/18
Begin Right of Way Phase					N/A
End Right of Way Phase (Right of Way Certification Milestone)					N/A
Begin Construction Phase (Contract Award Milestone)					04/01/19
End Construction Phase (Construction Contract Acceptance Milestone)					08/01/20
Begin Closeout Phase					02/01/21
End Closeout Phase (Closeout Report)					02/01/22

ADA Notice For individuals with sensory disabilities, this document is available in alternate formats. For information call (916) 654-6410 or TDD (916) 654-3880 or write Records and Forms Management, 1120 N Street, MS-89, Sacramento,

PROJECT PROGRAMMING REQUEST

DTP-0001 (Revised July 2017)

Date: 12/14/17

District	County	Route	EA	Project ID	PRNO	Alt Proj. ID
04	SF	Alemanya				
Project Title: Alemany Boulevard Pavement Renovation						

Existing Total Project Cost (\$1,000s)									Implementing Agency
Component	Prior	18/19	19/20	20/21	21/22	22/23	23/24+	Total	
E&P (PA&ED)									San Francisco Public Works
PS&E									San Francisco Public Works
R/W SUP (CT)									Not Applicable
CON SUP (CT)									San Francisco Public Works
R/W									Not Applicable
CON									San Francisco Public Works
TOTAL									
Proposed Total Project Cost (\$1,000s)									Notes
E&P (PA&ED)									
PS&E									
R/W SUP (CT)									
CON SUP (CT)									
R/W									
CON		5,500						5,500	
TOTAL		5,500						5,500	

Fund No. 1: LPP Cycle 1 Formula Fund (FY 18/19 Funds)									Program Code
Existing Funding (\$1,000s)									Funding Agency
Component	Prior	18/19	19/20	20/21	21/22	22/23	23/24+	Total	
E&P (PA&ED)									CTC
PS&E									
R/W SUP (CT)									
CON SUP (CT)									
R/W									
CON									
TOTAL									
Proposed Funding (\$1,000s)									
E&P (PA&ED)									
PS&E									
R/W SUP (CT)									
CON SUP (CT)									
R/W									
CON		2,083						2,083	
TOTAL		2,083						2,083	

Fund No. 2: Proposition K Local Sales Tax									Program Code
Existing Funding (\$1,000s)									Funding Agency
Component	Prior	18/19	19/20	20/21	21/22	22/23	23/24+	Total	
E&P (PA&ED)									SFCTA
PS&E									
R/W SUP (CT)									
CON SUP (CT)									
R/W									
CON									
TOTAL									
Proposed Funding (\$1,000s)									
E&P (PA&ED)									
PS&E									
R/W SUP (CT)									
CON SUP (CT)									
R/W									
CON		3,157						3,157	
TOTAL		3,157						3,157	

PROJECT PROGRAMMING REQUEST

DTP-0001 (Revised July 2017)

Date: 12/14/17

District	County	Route	EA	Project ID	PPNO	Alt Proj ID
04	SF	Alemanya				
Project Title: Alemanya Boulevard Pavement Renovation						

Fund No. 3:		General Fund							Program Code
Existing Funding (\$1,000s)									
Component	Prior	18/19	19/20	20/21	21/22	22/23	23/24+	Total	Funding Agency
E&P (PA&ED)									City and County of SF
PS&E									
R/W SUP (CT)									
CON SUP (CT)									
R/W									
CON									
TOTAL									
Proposed Funding (\$1,000s)									Notes
E&P (PA&ED)									
PS&E									
R/W SUP (CT)									
CON SUP (CT)									
R/W									
CON			260					260	
TOTAL			260					260	



RESOLUTION PROGRAMMING THE TRANSPORTATION AUTHORITY'S SHARE OF LOCAL PARTNERSHIP PROGRAM (LPP) FORMULAIC PROGRAM FUNDS IN FISCAL YEARS 2017/18 – 2019/20 TO SAN FRANCISCO PUBLIC WORKS (SFPW) STREET RESURFACING PROJECTS, AUTHORIZING THE EXECUTIVE DIRECTOR TO DESIGNATE SFPW AS THE IMPLEMENTING AGENCY FOR THE AFOREMENTIONED FUNDS

WHEREAS, On April 28, 2017, the Governor of California signed the Road Repair and Accountability Act of 2017, also known as Senate Bill (SB) 1, a transportation funding package of more than \$50 billion over the next 10 years that increases funding for local streets and roads, multi-modal improvements, and transit operations; and

WHEREAS, SB 1 created the LPP and appropriates \$200 million annually to be allocated by the California Transportation Commission (CTC) to local or regional agencies that have sought and received voter approval of or imposed fees solely dedicated to transportation; and

WHEREAS, On October 18, 2017, the CTC adopted program guidelines that allocate 50% of the program (\$100 million annually) through a Formulaic Program to local or regional transportation agencies that sought and received voter approval of transportation sales tax, tolls, or fees; and

WHEREAS, the San Francisco County Transportation Authority (Transportation Authority) administers Proposition K, a half-cent local transportation sales tax program approved by San Francisco voters in November 2003, and Proposition AA, an additional \$10 vehicle registration fee approved by San Francisco voters in November 2010, both with revenues dedicated to fund transportation investments as outlined in the corresponding voter approved Expenditure Plan; and

WHEREAS, On December 6, 2017 the CTC adopted LPP Formulaic Program formula



share distributions for Fiscal Years (FYs) 2017/18 and 2018/19 and the Transportation Authority's share is estimated to be \$4.189 million (\$2.106 in FY 2017/18 and \$2.083 in FY 2018/19); and

WHEREAS, Project nominations for the initial LPP call for projects covering FY 2017/18 and 2018/19 are due on December 15, 2017, with the CTC adopting annual programs of projects thereafter; and

WHEREAS, Transportation Authority staff identified SFPW's street resurfacing projects shown in Attachment 1 as good candidates for LPP funding given the steady pipeline of construction ready projects, the size of the projects being a good match with the anticipated size of the Transportation Authority's LPP formula shares, and sufficient Prop K to provide the dollar for dollar local match requirement; and

WHEREAS, To provide the local match funds for the proposed street resurfacing projects requires amending the Prop K Street Resurfacing 5-Year Prioritization Program (5YPP) to add the proposed projects as detailed in Attachments 2 and 3; now, therefore, be it

RESOLVED, That the Transportation Authority hereby programs its share of LPP Formulaic Program funds in FY 2017/18 – 2019/20 to SFPW street resurfacing projects as shown in Attachment 1; and be it further

RESOLVED, That as a condition of programming the aforementioned LPP funds, the Executive Director shall impose such terms and conditions as are necessary for SFPW to comply with LPP guidelines including timely use of funds and reporting requirements; and be it further

RESOLVED, That the Transportation Authority hereby amends the Prop K Street Resurfacing 5YPP, as detailed in Attachments 2 and 3.

Attachments (3):

1. Projects Recommended for Fiscal Years 2017/18 – 2019/20 of LPP Formulaic Funds
2. Prop K Project Information Forms



3. Prop K Street Resurfacing 5-Year Prioritization Program Amendment



The foregoing Resolution was approved and adopted by the San Francisco County Transportation Authority at a regularly scheduled meeting thereof, this 12th day of December, 2017, by the following votes:

Ayes: Commissioners Cohen, Farrell, Kim, Peskin, Ronen, Safai, Sheehy, Tang and Yee (9)

Absent: Commissioners Breed and Fewer (2)

Aaron Peskin 12-18-17
Aaron Peskin Date
Chair

ATTEST: Tilly Chang 12/18/17
Tilly Chang Date
Executive Director

Attachment 1
 San Francisco County Transportation Authority
 Proposed SB 1 - Local Partnership Program (LPP), Formulaic Program Priorities

PROJECTS RECOMMENDED FOR FISCAL YEARS 2017/18 - 2019/20 OF LPP FORMULAIC FUNDS							
Fiscal Year	Sponsor ¹	Project Description	Phase	Districts	Total Project Cost	Proposed LPP Formulaic Funds ²	Local Match Amount
2017/18	SFPW	Parkmerced/Twin Peaks/Glen Park Residential Pavement Renovation - This project includes repairs to the road base, paving work, curb ramp construction, sidewalk, and curb repairs at various locations.	Construction	7	\$4,900,000	\$2,106,000	\$2,794,000
2018/19	SFPW	Alemany Boulevard Pavement Renovation - This project includes repairs to the road base, paving work, curb ramp construction, sidewalk, and curb repairs on Alemany Boulevard, between Cogdon Street and Seneca Avenue. The project is being coordinated with the San Francisco Public Utilities Commission and the San Francisco Municipal Transportation Agency projects for sewer replacement and new traffic signals at various locations.	Construction	8, 9, 11	\$5,500,000	\$2,083,000	\$3,417,000
2019/20	SFPW	Various Locations Pavement Renovation No 42 - This project includes repairs to the road base, paving work, curb ramp construction, sidewalk, and curb repairs at various locations. Proposed streets include 31st Avenue, Ortega Street, Pacheco Street, Quintara Street, and Ulloa Street.	Construction	4, 7	\$4,000,000	\$2,000,000	\$2,000,000
Totals:					\$14,400,000	\$6,189,000	\$8,211,000
Total Estimated LPP Formulaic Funds Available:						\$6,189,000	

Notes:

¹ SFPW stands for San Francisco Public Works.

² Amounts were adopted by the CTC at its December 6, 2017 meeting.

1040

**Attachment 2
Proposed New Programming
Street Resurfacing 5YPP
Project Information Forms
and Prioritization Mechanism**



San Francisco County Transportation Authority
 Proposition K Sales Tax Program Project Information Form



Prop. K Expenditure Plan Information	
Category:	C. Street & Traffic Safety
Subcategory:	iii. System Maintenance and Renovations (streets)
Prop. K EP Project/Program:	b.1 Street Resurfacing and Reconstruction
EP Line (Primary):	34
Other EP Line Number/s:	
Fiscal Year of Allocation:	2017/18
Project Information	
Project Name:	Parkmerced/Twin Peaks/Glen Park Residential Pavement Renovation
Project Location:	Clairview Ct : Panorama Dr to End Darien Way : Aptos Ave to Kenwood Way \ Upland Dr Dorado Ter : Jules Ave \ Ocean Ave to End Font Blvd : Juan Bautista Cir to Lake Merced Blvd Midcrest Way : Panorama Dr to End Oak Park Dr : Clarendon Ave to End Olympia Way : Panorama Dr to Clarendon Ave San Aliso Ave : Monterey Blvd to Upland Dr Upland Dr : Dacia Way \ Kenwood Way to San Benito Way
Project Supervisorial District(s):	7
Project Description:	This project will consist of repairs to the road base, paving work, curb ramp construction, sidewalk and curb repairs in three neighborhoods of District 7. All segment candidates shown are subject to substitution and schedule changes pending visual confirmation, utility clearances, and coordination with other agencies. Unforeseen challenges such as increased work scope, changing priorities, cost increases, or declining revenue may arise, causing the candidates to be postponed.
Purpose and Need:	Public Works inspects each of the City's blocks and assigns a Pavement Condition Index (PCI) score every two years. The PCI score ranges from a low of 0 to a high of 100. These scores assist Public Works with implementing the pavement management strategy of aiming to preserve streets by applying the right treatment to the right roadway at the right time. Streets are selected based on PCI scores as well as the presence of transit and bicycle routes, street clearance, and geographic equity. The average PCI score within the project limits is in the mid 50's ("At-Risk").
Community Engagement/Support:	Public Works provides information to the public on its website for Street Resurfacing Projects. This project is part of the Public Works Street Resurfacing Program 5 year plan as a candidate for paving.
Implementing Agency:	Department of Public Works
Project Manager:	Ramon Kong
Phone Number:	415-554-8280
Email:	ramon.kong@sfdpw.org
Environmental Clearance	
Type:	Categorically Exempt
Status:	N/A
Completion Date:	N/A

Project Delivery Milestones	Status	Work	Start Date		End Date	
	% Complete	In-house Contracted Both	Month	Year	Month	Year
Planning/Conceptual Engineering (30%)						
Environmental Studies (PA&ED)						
Design Engineering (PS&I)	85%	Both	August	2016	April	2018
R/W Activities/Acquisition						
Advertise Construction	0%	N/A	July	2018	N/A	N/A
Start Construction (e.g. Award Contract)	0%	Contracted	November	2018	N/A	N/A
Start Procurement (e.g. rolling stock)						
Project Completion (i.e. Open for Use)	N/A	N/A	N/A	N/A	May	2020

San Francisco County Transportation Authority
 Proposition K Sales Tax Program Project Information Form



Project Name: Parkmerced/Twin Peaks/Glen Park Residential Pavement Renovation

Phase	Cost	Funding Source	
		Prop K	Other
Planning/Conceptual Engineering	\$0		
Environmental Studies (PA&ED)	\$0		
Design Engineering (PS&E)	\$0		
R/W	\$0		
Construction	\$4,900,000	\$2,794,000	\$2,106,000
Procurement (e.g. rolling stock)	\$0		
Total Project Cost	\$4,900,000	\$2,849,000	\$2,051,000
Percent of Total		58%	72%

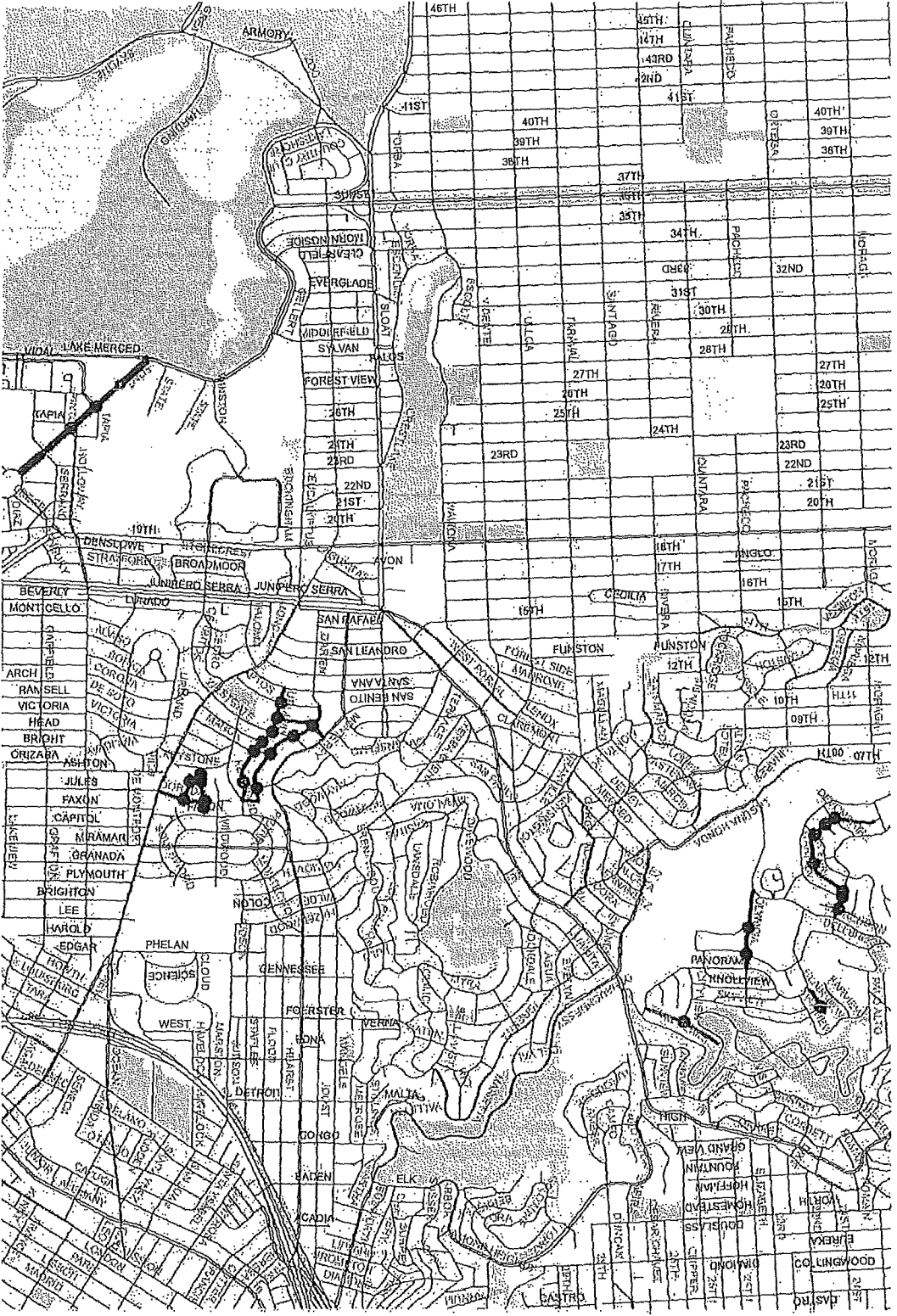
Project Expenditures By Fiscal Year (Cash Flow)				Programming Fiscal Years in the 5-Year Prioritization Program Update						
Phase	Fund Source	Fund Source Status	Fiscal Year Funds Programmed	14/15	15/16	16/17	17/18	18/19	19/20	Total
Construction	J.P.P Funds	Planned	17/18					\$842,400	\$1,263,600	\$2,106,000
Construction	Prop K	Planned	17/18					\$1,117,600	\$1,676,400	\$2,794,000
										\$0
Total By Fiscal Year				\$0	\$0	\$0	\$0	\$1,960,000	\$2,940,000	\$4,900,000

Comments/Concerns

For J.P.P funds, Public Works must submit allocation request paperwork to Caltrans no later than 5/1/18 for CTC approval in June 2018.

1043

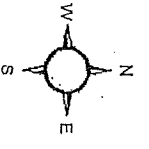
Parkmerced/Twin Peaks/Glen Park Residential Pavement Renovation



Created 2017.11.02



Legend
 ● Project Intersection
 — Project Block



San Francisco County Transportation Authority
 Proposition K Sales Tax Program Project Information Form



Prop K Expenditure Plan Information	
Category:	C-Street & Traffic Safety
Subcategory:	iii. System Maintenance and Renovations (streets)
Prop K/EP Project/Program:	b.1 Street Resurfacing and Reconstruction
EP Line (Primary):	34
Other EP Line Number/s:	
Fiscal Year of Allocation:	2018/19
Project Information	
Project Name:	Alemanly Blvd Pavement Renovation
Project Location:	Alemanly Blvd : Congdon St to Seneca Ave
Project Supervisorial District(s):	8, 9, 11
Project Description:	<p>The project will consist of repairs to the road base, paving work, curb ramp construction, sidewalk and curb repairs, sewer replacement and traffic signals at various locations. The sewer replacement and traffic signals will be funded by PUC and SFMTA.</p> <p>The proposed limits of work are at the following locations: Alemanly Blvd : I lwy 101 S Off Ramp \ Congdon St to Seneca Ave</p> <p>All candidates shown are subject to substitution and schedule changes pending visual confirmation, utility clearances, and coordination with other agencies. Unforeseen challenges such as increased work scope, changing priorities, cost increases, or declining revenue may arise, causing the candidates to be postponed.</p>
Purpose and Need:	Public Works inspects each of the City's blocks and assigns a Pavement Condition Index (PCI) score every two years. The PCI score ranges from a low of 0 to a high of 100. These scores assist Public Works with implementing the pavement management strategy of aiming to preserve streets by applying the right treatment to the right roadway at the right time. Streets are selected based on PCI scores as well as the presence of transit and bicycle routes, street clearance, and geographic equity. The average PCI score within the project limits is in the mid 50's ("At-Risk").
Community Engagement/Support:	Public Works provides information to the public on its website for Street Resurfacing Projects. This project is part of the Public Works Street Resurfacing Program 5 year plan as a candidate for paving.
Implementing Agency:	Department of Public Works
Project Manager:	Paul Barradas
Phone Number:	415-554-8249
Email:	paul.barradas@sfdpw.org
Environmental Clearance	
Type:	Categorically Exempt
Status:	N/A
Completion Date:	N/A

Project Delivery Milestones	Status	Work	Start Date		End Date	
	% Complete	In-house - Contracted - Both	Month	Year	Month	Year
Planning/Conceptual Engineering (30%)						
Environmental Studies (PA&ED)						
Design Engineering (PS&E)	10%		October	2017	September	2018
R/W Activities/Acquisition						
Advertise Construction	0%	N/A	December	2018	N/A	N/A
Start Construction (e.g. Award Contract)	0%	Contracted	April	2019	N/A	N/A
Start Procurement (e.g. rolling stock)						
Project Completion (i.e. Open for Use)	N/A	N/A	N/A	N/A	August	2020

San Francisco County Transportation Authority
 Proposition K Sales Tax Program Project Information Form



Project Name: Alemany Blvd Pavement Renovation

Phase	Cost	Funding Source	
		Prop K	Other
Planning/ Conceptual Engineering	\$0		
Environmental Studies (PA&ED)	\$0		
Design Engineering (PS&E)	\$0		
R/W	\$0		
Construction	\$5,500,000	\$3,157,000	\$2,343,000
Procurement (e.g. rolling stock)	\$0		
Total Project Cost	\$5,500,000	\$3,157,000	\$2,343,000
Percent of Total		57%	43%

Project Expenditures By Fiscal Year (Cash Flow) Programming Fiscal Years in the 5-Year Prioritization Program Update

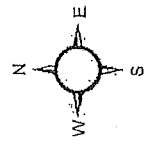
Phase	Fund Source	Fund Source Status	Fiscal Year Funds Programmed	14/15	15/16	16/17	17/18	18/19	19/20	Total
Construction	LPP Funds	Planned	18/19					\$624,900	\$1,458,100	\$2,083,000
Construction	Prop K	Planned	18/19					\$947,100	\$2,209,900	\$3,157,000
Construction	General Fund	Planned	18/19					\$78,000	\$182,000	\$260,000
										\$0
Total By Fiscal Year				\$0	\$0	\$0	\$0	\$1,650,000	\$3,850,000	\$5,500,000

Comments/Concerns

For LPP funds, Public Works must submit allocation request paperwork to Caltrans no later than 5/1/19 for CTC approval in June 2019. Based on the current design schedule, we expect to submit the allocation request by 10/1/18 for approval at CTC's November 2018 meeting.

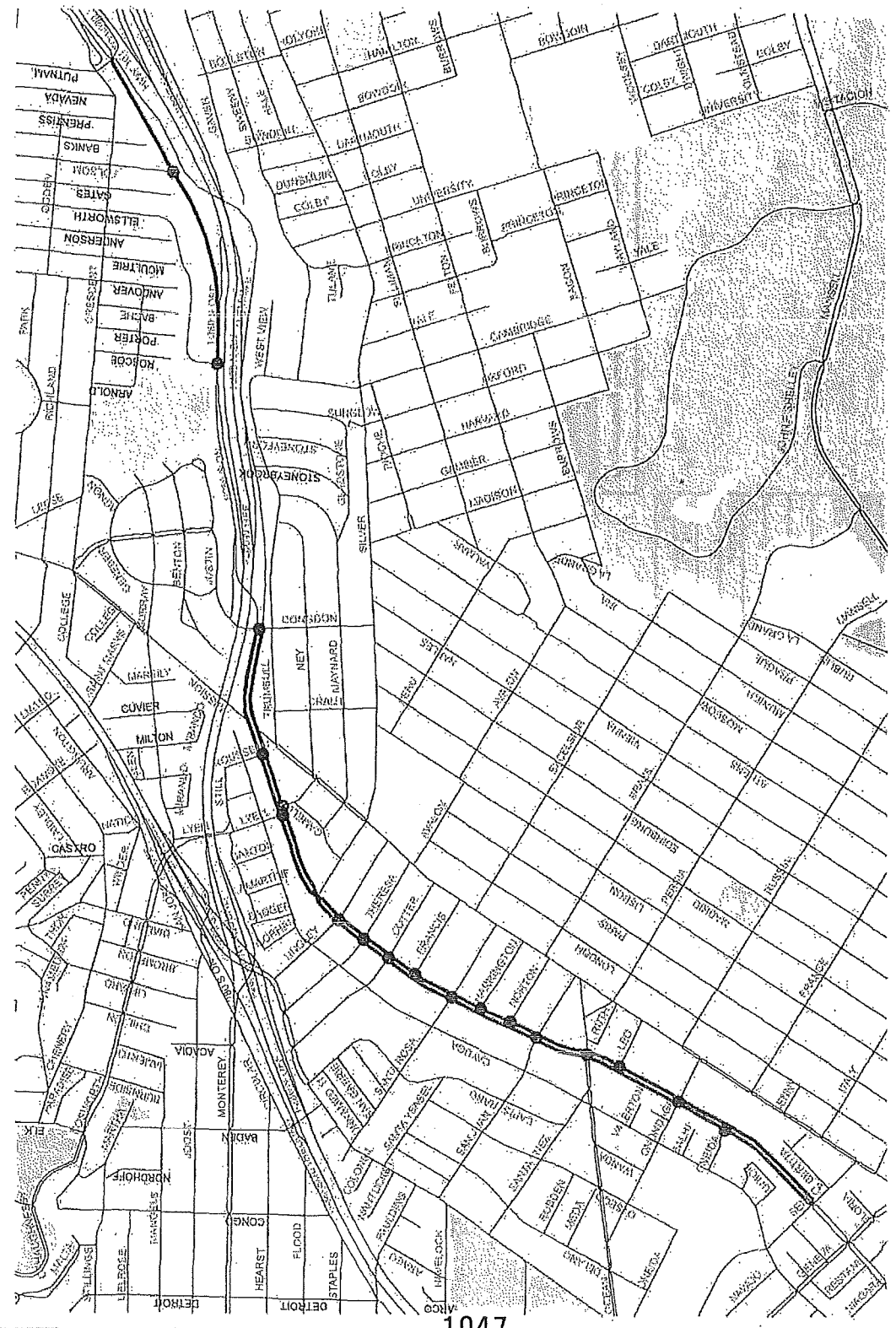
1046

Alemanly Blvd Pavement Renovation



Legend

- Project Block
- Project Intersection



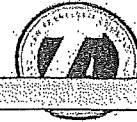
Created 2017.11.02

San Francisco County Transportation Authority
 Proposition K Sales Tax Program Project Information Form



Prop K Expenditure Plan Information	
Category:	C, Street & Traffic Safety
Subcategory:	iii, System Maintenance and Renovations (streets)
Prop K EP Project/Program:	b-1 Street Resurfacing and Reconstruction
EP Line (Primary):	34
Other EP Line Number/s:	
Fiscal Year of Allocation:	2018/19
Project Information	
Project Name:	San Francisco US 101 / I-280 Managed Lanes LPP Fund Exchange project
Project Location:	US-101 and I-280
Project Supervisorial District(s):	6, 9, 10, 11
Project Description:	<p>San Francisco's US 101/I-280 Managed Lanes is a performance-based strategy for improving travel time and reliability for travelers on US 101 and I-280 in San Francisco. The conceptual planning phase, called the Freeway Corridor Management Study (FCMS), underway since 2015, produced near and mid-term recommendations for improving travel time and reliability in the next five to ten years. The study explored options for dedicating a lane on portions of US 101 and I-280 for High Occupancy Vehicles (carpools and transit) only. The study also explored the feasibility of Express Lanes, which are carpool lanes that non-carpools can pay to use. The study found that Express Lanes could provide the right tool to achieve a balance of traffic that gives buses, carpoolers, and other vehicles in the lane faster travel time and reliability without adding significant delay to the remaining general purpose lanes, and could be implemented without extensive construction or changes in the size of the freeways in San Francisco.</p> <p>The FCMS study team collected information on operational and physical constraints on San Francisco's freeways and found the following design to be most feasible:</p> <ul style="list-style-type: none"> • Southbound, the existing configuration of the I-280 and US 101 freeways allows for the creation of a continuous lane by restriping the existing freeway. An Express Lane could operate along I-280 between 5th/King and US 101, continuing through the interchange to US 101 into San Mateo County, covering a distance of about 5 miles. • Headed northbound, because I-280 exits from the right side of Northbound US 101, any lanes entering San Francisco from San Mateo county will likely end at or near the county line. However, the study identified an opportunity to provide priority for Northbound carpools and buses for approximately 1 mile along the I-280 headed into South of Market, from about 18th St to 5th St. <p>This preliminary concept would advance into the Caltrans scoping phase and could be refined over time.</p>
Purpose and Need:	<p>To address freeway congestion and anticipated growth in travel on the US 101/I-280 corridor, the Transportation Authority conducted the Freeway Corridor Management Study to explore the feasibility of a carpool or express lane between the US 101/I-380 interchange near San Francisco International Airport and Downtown San Francisco. Commute travel between San Francisco and Silicon Valley has experienced significantly increased congestion and delays as the economy along the Peninsula corridor has boomed. Yet, while parts of San Francisco's freeway network are critically congested, there are many empty seats in cars, vans and buses. The projects seeks to improve person throughput and to provide a more reliable travel time for high occupancy vehicles from San Mateo County into downtown San Francisco, in coordination with with similar projects in San Mateo County, Santa Clara County, and across the region.</p>
Community Engagement/Support:	<p>During the feasibility study the project team prepared and began implementing an Outreach Plan to gain an understanding of key stakeholder interest, concerns, and questions on the project. The audience for this effort includes commissioners, community groups, merchants, residents, and likely users, especially those who work or live close to the highways. Feedback from these groups at this early phase will help shape the more detailed analyses that are proposed to follow and help us refine our understanding of what is of most importance to the various stakeholders.</p>
Implementing Agency:	San Francisco County Transportation Authority
Project Manager:	Anna Harvey
Phone Number:	415.222.4813
Email:	anna.harvey@sfccta.org

San Francisco County Transportation Authority
Environmental Clearance



Type:	EIR/EIS
Status:	Not yet started
Completion Date:	12/01/20

Project Delivery Milestones Phase	Status	Work	Start Date		End Date	
	% Complete	In-house - Contracted - Both	Month	Year	Month	Year
Planning/Conceptual Engineering (30%)	65%	Both	January	2016	December	2018
Environmental Studies (PA&ED)	0%	Both	January	2019	December	2020
Design Engineering (PS&E)						
R/W Activities/Acquisition						
Advertise Construction						
Start Construction (e.g. Award Contract)						
Start Procurement (e.g. rolling stock)						
Project Completion (i.e. Open for Use)						

Comments/Concerns



**San Francisco County Transportation Authority
Proposition K Sales Tax Program Project Information Form**

Project Name: San Francisco US 101/4280 Managed Lanes LPP Fund Exchange project

Project/Phase	Cost	Funding Source	
		Prop K	Other
Planning/Conceptual Engineering	\$2,288,000	\$500,000	\$1,788,000
Environmental Studies (PA&ED)	\$5,000,000	\$4,100,000	\$900,000
Design Engineering (PS&E)	\$6,150,000		\$6,150,000
Right of Way	\$1,200,000		\$1,200,000
Construction	\$41,000,000		\$41,000,000
Procurement (e.g. rolling stock)	N/A		N/A
Total Project Cost	\$55,638,000	\$4,600,000	\$51,038,000
Percent of Total		8%	92%

Project Expenditures By Fiscal Year (Cash Flow)

Phase	Fund Source	Fund Source Status	Fiscal Year Funds Programmed	Programming Fiscal Years in the 5-Year Prioritization Program Update				
				14/15	15/16	16/17	17/18	18/19
Planning/Conceptual Engineering	Prop K	Programmed	14/15		\$300,000		\$200,000	
Planning/Conceptual Engineering	Caltrans Planning Grant	Allocated	15/16			\$300,000		
Planning/Conceptual Engineering	STP 3%	Allocated	16/17			\$338,000		
Planning/Conceptual Engineering	STP 3%	Allocated	17/18				\$500,000	
Planning/Conceptual Engineering	SMCTA (local funds)	Planned	17/18				\$650,000	
Environmental Studies (PA&ED)	Prop K	Planned	18/19					\$2,500,000
Environmental Studies (PA&ED)	TBD	Planned	18/19					
Right of Way	TBD	Planned	19/20					
Design Engineering (PS&E)	TBD	Planned	19/20					
Construction	TBD	Planned	21/22					
Total By Fiscal Year				\$0	\$300,000	\$638,000	\$1,350,000	\$2,500,000

Comments/Concerns

Costs estimates for the environmental phase through construction are preliminary planning-level estimates based on the feasibility study and will be refined during the Project Initiation Document and environmental studies phase. Costs assume project occurs within existing freeway footprint (i.e., with no freeway widening). Prop K funds will advance the project from conceptual engineering through the selection of alternatives and the environmental review phase. Design and Construction phases of this project are anticipated to be very competitive for receiving funds from programs like the SB 1 Solutions for Congested Corridor Program, which names the US 101/Caltrain corridor connecting Silicon Valley with San Francisco as one of five named "targeted" corridors in the enabling legislation, as well as Regional Measure 3 (proposed bridge toll increase) since the project is part of a regional network of Express Lanes prioritized by the Metropolitan Transportation Commission. Other potential sources include recommendations stemming from the San Francisco Transportation Task Force 2045 and private funds.

1050

San Francisco County Transportation Authority
 Proposition K Sales Tax Program Project Information Form



19/20	20/21	21/22	Total
			\$500,000
			\$300,000
			\$338,000
			\$500,000
			\$650,000
\$1,600,000			\$4,100,000
\$900,000			\$900,000
	\$1,200,000		\$1,200,000
	\$6,150,000		\$6,150,000
		\$41,000,000	\$41,000,000
\$2,500,000	\$7,350,000	\$41,000,000	\$55,638,000

1051

Prioritization Criteria and Scoring Table
 Street Resurfacing, Rehabilitation, and Maintenance/Street Repair and Cleaning Equipment (EPs 34-35)

	PROP K PROGRAM-WIDE CRITERIA			CATEGORY SPECIFIC CRITERIA				Total
	Project Readiness	Community Support	Time Sensitive Urgency	Safety	Pavement Condition Index (PCI) Score	Functional Classification		
<i>Total Possible Score</i>	4	3	3	3	4	3		20
Street Resurfacing								
Guccero St, San Jose Ave and Corbett Ave Pavement Renovation	4	0	2	2	4	3		15
Wear Portal Ave and Quintana St Pavement Renovation	4	0	1	1	4	2		12
Ingalls St and Industrial St Pavement Renovation 1	4	0	2	1	4	3		14
Burcka St, Grandview Ave, and Mangels Ave Pavement Renovation 3	4	0	2	1	4	3		14
Clayton St, Clipper St and Portola Dr Pavement Renovation	2	0	0	1	4	3		10
Gilman Ave and Jerrold Ave Pavement Renovation	1	0	0	1	4	2		8
Madrid St, Morse St and Paris St Pavement Renovation	1	0	0	0	4	1		6
Hilbert and Leavenworth Streets Pavement Renovation	4	0	2	1	4	3		14
Fillmore St Pavement Renovation	1	0	0	1	4	2		8
Parkmerced/Twin Peaks/Glen Park Residential Pavement Renovation	4	0	2	1	4	2		13
Alcmany Blvd Pavement Renovation	2	0	2	2	4	3		13
	Project Readiness	Community Support	Time Sensitive Urgency	Safety	Need	Mandates	Cost Effectiveness	Total
<i>Total Possible Score</i>	4	3	3	3	3	2	2	20
Street Repair and Cleaning Equipment								
2 Air Sweepers	4	0	0	1	3	0	2	10
1 Bicycle Path Sweeper	4	1	0	2	3	2	2	14

1052

Prioritization Criteria and Scoring Table
Street Resurfacing, Rehabilitation, and Maintenance/Street Repair and Cleaning Equipment (EPs 34-35)

Prioritization Criteria Definitions:

Project Readiness: Project likely to need funding in fiscal year proposed. Factors to be considered include adequacy of scope, schedule, budget and funding plan relative to current project status (e.g. expect more detail and certainty for a project about to enter construction than design); whether prior project phases are completed or expected to be completed before beginning the next phase; and whether litigation, community opposition or other factors may significantly delay project.

Community Support: Project has clear and diverse community support and/or was it identified through a community-based planning process. An example of a community-based plan is a neighborhood transportation plan, but not a countywide plan or agency capital improvement program.

Three points for a project in an adopted community based plan with evidence of diverse community support.

Two points for a project with evidence of support from both neighborhood stakeholders and groups and citywide groups.

One point for a project with evidence of support from either neighborhood stakeholders and groups or citywide groups.

Time Sensitive Urgency: Project needs to proceed in proposed timeframe to enable construction coordination with another project (e.g., minimize costs and construction impacts); to support another funded or proposed project (e.g. new signal controllers need to be installed to support TEP implementation); or to meet timely use of funds deadlines associated with matching funds.

Street Resurfacing Category:

Safety: Project receives one point if it is on a WalkFirst Safety Street, one point if located on a Primary Corridor as identified in the 2013 SFMTA Bicycle Strategy or subsequent updates, and one point if it is on a Muni route.

Pavement Condition Index (PCI) Score: The Pavement Condition Index (PCI) scores are used to identify and categorize the streets based on the maintenance requirements of the streets. The streets are categorized as requiring pavement preservation (PCI 64 - 84), resurfacing (PCI 50-63), or paving with base repair/reconstruction (PCI 0-49). Project receives 4 points if it has a PCI score of 63 or below. DPW determines the amount of pavement preservation work based on the percentage recommended by the Pavement Management and Mapping System (PMMS).

Functional Classification: Streets classified as arterials or collectors get higher priority over local streets with similar PCIs because the former classifications are most heavily used. Project receives 3 points if the street is an arterial, 2 points if collector, and 1 point if residential.

Street Repair and Cleaning Equipment Category:

Safety: Project receives one point if it reduces harmful air pollution, one point if it improves or mitigates a documented unsafe condition for residents, and one point if it improves or mitigates a documented unsafe condition for employees.

Need: Equipment has reached the end of useful life per industry-accepted levels (i.e. replacing sweepers every 5 to 7 years, packer trucks every 10 years, and front end loaders and Street Flushers every 8 years).

Mandates: Equipment is needed per department projects and programs (e.g., Sheriff's Work Alternative Program, which required DPW to replace its 10-passenger vans in order to carry participants to and from their cleaning worksites) or equipment is needed to comply with external regulations (e.g., alternative fuel vehicles are required by federal, state, or local regulations but they cost up to 70 percent more than a non-clean air version of the vehicle).

Cost Effectiveness: New item will minimize maintenance costs compared to item being replaced.

1053

Attachment 3
 Prop K 5-Year Project List (FY 2014/15 - 2018/19)
 Street Resurfacing, Rehabilitation, and Maintenance / Street Repair and Cleaning Equipment (EPs 34-35)
 Programming and Allocations to Date
 Pending December 12, 2017 Board

Agency	Project Name	Phase(s)	Status	Fiscal Year					Total
				2014/15	2015/16	2016/17	2017/18	2018/19	
Street Resurfacing (EP 34)									
SFPW	Guerrero St, San Jose Ave and Corbett Ave Pavement Renovation ¹	CON	Programmed	\$0					\$0
SFPW	West Portal Ave and Quintara St Pavement Renovation	CON	Allocated	\$3,002,785					\$3,002,785
SFPW	West Portal Ave and Quintara St Pavement Renovation ⁵	CON	Deobligated	(\$3,002,785)					(\$3,002,785)
SFPW	Ingalls St and Industrial St Pavement Renovation ¹	CON	Allocated		\$3,677,233				\$3,677,233
SFPW	Clayton St, Clipper St and Portola Dr Pavement Renovation ²	CON	Allocated		\$5,455,263				\$5,455,263
SFPW	Hurocka St, Grandview Ave, and Mangels Ave Pavement Renovation ³	CON	Allocated		\$4,785,750				\$4,785,750
SFPW	Gilman Ave and Jerrold Ave Pavement Renovation ⁶	CON	Programmed			\$0			\$0
SFPW	Filbert and Leavenworth Streets Pavement Renovation ⁶	CON	Allocated		\$3,479,324				\$3,479,324
SFPW	Madrid St, Morse St and Paris St Pavement Renovation ⁸	CON	Programmed				\$0		\$0
SFPW	Fillmore St Pavement Renovation ⁸	CON	Programmed					\$0	\$0
SFPW	Haight Street Resurfacing and Pedestrian Lighting ⁷	CON	Allocated				\$1,248,251		\$1,248,251
SFPW	Pavement Renovation Placeholder ^{4,7}	CON	Programmed			\$0			\$0
SFPW	Parkmead/Twin Peaks/Glen Park Residential Pavement Renovation ⁸	CON	Planned				\$2,794,000		\$2,794,000
SFPW	Alcmany Blvd Pavement Renovation ⁸	CON	Planned					\$3,157,000	\$3,157,000
SPECTA	US 101 / I 280 Managed Lanes LPP Fund Exchange ⁸	PA&RD	Planned					\$4,083,939	\$4,083,939
Programmed in 5YPP				\$0	\$13,918,246	\$3,479,324	\$4,042,251	\$7,240,939	\$28,680,760
Total Allocated and Pending in 5YPP				\$3,002,785	\$13,918,246	\$3,479,324	\$1,248,251	\$0	\$21,648,606
Total Deobligated in 5YPP				(\$3,002,785)	\$0	\$0	\$0	\$0	(\$3,002,785)
Total Unallocated in 5YPP				\$0	\$0	\$0	\$2,794,000	\$7,240,939	\$10,034,939
Programmed in 2014 Strategic Plan, as amended				\$8,602,785	\$5,365,230	\$3,907,668	\$4,519,668	\$4,634,668	\$27,030,019
Deobligated from Prior 5YPP Cycles **				\$1,759,741					\$1,759,741
Cumulative Remaining Programming Capacity				\$10,362,526	\$1,809,510	\$2,237,854	\$2,715,271	\$109,000	\$109,000

1054

Attachment 3

Prop K 5-Year Project List (FY 2014/15 - 2018/19)

Street Resurfacing, Rehabilitation, and Maintenance / Street Repair and Cleaning Equipment (EPs 34-35)

Programming and Allocations to Date

Pending December 12, 2017 Board

Agency	Project Name	Phase(s)	Status	Fiscal Year					Total
				2014/15	2015/16	2016/17	2017/18	2018/19	
Street Repair and Cleaning Equipment (EP 35)									
SFPW	Street Repair and Cleaning Equipment	PROC	Allocated	\$701,034					\$701,034
SFPW	Street Repair and Cleaning Equipment	PROC	Allocated		\$738,072				\$738,072
SFPW	Street Repair and Cleaning Equipment ⁴	PROC	Allocated			\$4,999,408			\$4,999,408
SFPW	Street Repair and Cleaning Equipment ⁴	PROC	Programmed				\$94,793		\$94,793
SFPW	Street Repair and Cleaning Equipment	PROC	Programmed					\$859,800	\$859,800
Programmed in 5YPP				\$701,034	\$738,072	\$4,999,408	\$94,793	\$859,800	\$3,893,107
Total Allocated and Pending in 5YPP				\$701,034	\$738,072	\$4,999,408	\$0	\$0	\$2,938,514
Total Deobligated in 5YPP				\$0	\$0	\$0	\$0	\$0	\$0
Total Unallocated in 5YPP				\$0	\$0	\$0	\$94,793	\$859,800	\$954,593
Programmed in 2014 Strategic Plan, as amended				\$701,034	\$738,072	\$4,999,408	\$94,793	\$859,800	\$3,893,107
Deobligated from Prior 5YPP Cycles **				\$0	\$0	\$0	\$0	\$0	\$0
Cumulative Remaining Programming Capacity				\$0	\$0	\$0	\$0	\$0	\$0
ROLL-UP of EPs 34-35									
Total Programmed in 5YPPs				\$701,034	\$14,656,318	\$4,978,732	\$4,137,044	\$8,100,739	\$32,573,867
Total Allocated and Pending in 5YPP				\$3,703,819	\$14,656,318	\$4,978,732	\$1,248,251	\$0	\$24,587,120
Total Deobligated in 5YPP				(\$3,002,785)	\$0	\$0	\$0	\$0	(\$3,002,785)
Total Unallocated in 5YPP				\$0	\$0	\$0	\$2,888,793	\$8,100,739	\$10,989,532
Total Programmed in 2014 Strategic Plan, as amended				\$9,303,819	\$6,103,302	\$5,407,076	\$4,614,461	\$5,494,468	\$30,923,126
Total Deobligated from Prior 5YPP Cycles				\$1,759,741	\$0	\$0	\$0	\$0	\$1,759,741
Cumulative Remaining Programming Capacity				\$10,362,526	\$1,809,510	\$2,237,854	\$2,715,271	\$109,000	\$109,000
Programmed									
Pending Allocation/Appropriation									
Ready Approval/Allocation/Appropriation									

1055

Attachment 3
 Prop K 5-Year Project List (FY 2014/15 - 2018/19)
 Street Resurfacing, Rehabilitation, and Maintenance / Street Repair and Cleaning Equipment (EPs 34-35)
 Programming and Allocations to Date
 Pending December 12, 2017 Board

Agency	Project Name	Phase(s)	Status	Fiscal Year					Total
				2014/15	2015/16	2016/17	2017/18	2018/19	

- ¹ 5YPP Amendment to add the Ingalls St and Industrial St Pavement Renovation project (Resolution 2016-018, Project 134.908024)
 Guerrero St, San Jose Ave and Corbett Ave Pavement Renovation: Reduced from \$5.6 million to \$0 in Fiscal Year 2014/15, with \$3,677,233 added to Ingalls St and Industrial St Pavement Renovation in Fiscal Year 2015/16 and \$1,922,767 added to cumulative remaining programming capacity. The project was funded with other sources.
 Ingalls St and Industrial St Pavement Renovation: Added project with \$3,677,233 in Fiscal Year 2015/16 funds for construction.
- ² 5YPP Amendment to fully fund the Clayton St, Clipper St, and Portola Dr Pavement Renovation project. (Resolution 2016-047, 3/22/16)
 Cumulative Remaining Programming Capacity: Reduced by \$90,033.
 Clayton St, Clipper St, and Portola Dr Pavement Renovation: Increased by \$90,033 in FY 2015/16 construction funds.
- ³ 5YPP Amendment to add the Hurcka St, Grandview Ave, and Mangels Ave Pavement Renovation project. (Resolution 2016-047, 3/22/16)
 Cumulative Remaining Programming Capacity: Reduced by \$4,785,750.
 Hurcka St, Grandview Ave, and Mangels Ave Pavement Renovation: Added project with \$4,785,750 in FY 2015/16 construction funds.
- ⁴ Strategic Plan and 5YPP Amendment to fully fund Street Repair and Cleaning Equipment (Resolution 2016-060, 6/28/16):
 Finance cost neutral Strategic Plan Amendment: advanced programming (\$722,582 from FY 2017/18) and cash flow (\$797,101 from FY 2017/18, \$313,895 from FY 2018/19) to FY 2016/17 in the Street Repair and Cleaning Equipment category.

 Street Resurfacing 5YPP Amendment: Added Pavement Renovation Placeholder with \$1,110,995 in FY16/17 funds and the following cash flow: \$797,101 in FY17/18 and \$313,894 in FY18/19.
- ⁵ West Portal Ave and Quintara St Pavement Renovation: Cancelled project. This project will continue on the originally presented schedule but will be funded with 2011 Streets Bond funds, due to upcoming timely-use-of-funds requirements on that source.
- ⁶ 5YPP amendment to add the Filbert and Leavenworth Streets Pavement Renovation project (Resolution 2017-027, 02/28/2017):
 Gilman Ave and Jerrold Ave Pavement Renovation: Reduced from \$3,907,668 to \$0. The project will be delivered through multiple projects and funded from other sources.
 Filbert and Leavenworth Streets Pavement Renovation: Add project with \$3,479,324 in FY2016/17 funds.
 Cumulative Remaining Programming Capacity: Increased by \$428,344.
- ⁷ 5YPP amendment to add the Haight Street Resurfacing and Pedestrian Lighting project (Resolution 2017-054, 06/27/2017):
 Pavement Renovation Placeholder: Reduced from \$1,110,995 to \$0 in FY2016/17.
 Cumulative Remaining Programming Capacity: Reduced by \$137,256.
 Haight Street Resurfacing and Pedestrian Lighting: Add project with \$1,248,251 in FY2017/18 construction funds.
- ⁸ 5YPP amendment to add the Parkmerced/Twin Peaks/Glen Park Residential Street Resurfacing and Alemany Street Resurfacing projects and the US-101/I-280 Managed Lane LPP Fund Exchange project (Resolution 2018-XXX, 12/12/2017):
 Madrid St, Morse St, and Paris St. Pavement Renovation: Deleted project; reduced from \$4,519,668 to \$0 in FY2017/18. Project will be funded with non-Prop K sources.
 Fillmore St Pavement Renovation: Deleted project; reduced from \$4,634,668 to \$0 in FY 2018/19. Project will be funded with General Fund monies.
 Cumulative Remaining Programming Capacity: Reduced from \$989,603 to \$0.
 Parkmerced/Twin Peaks/Glen Park Residential Pavement Renovation: Added project with \$2,794,000 in FY 2017/18 construction funds.
 Alemany Boulevard Pavement Renovation: Added project with \$3,157,000 in FY 2018/19 construction funds.
 US-101/I-280 Managed Lane LPP Fund Exchange project: Added project with \$1,082,939 in FY 2018/19 environmental funds. \$2.5 million in programming is contingent on California Transportation Commission (CTC) approval of Cycle 1 Local Partnership Program, Formula Program funds (anticipated January 2018) and \$1,582,939 is contingent on CTC approval of Cycle 2 funds (anticipated December 2019). See Resolution XXX-XXX for details on fund exchange which results in a net anticipated increase of about \$2 million in funds for street resurfacing.

1056

Attachment 3

Prop K 5-Year Project List (FY 2014/15 - 2018/19)

Street Resurfacing, Rehabilitation, and Maintenance / Street Repair and Cleaning Equipment (EPs 34-35)

Cash Flow as Allocated to Date

Pending December 12, 2017 Board

Project Name	Phase	Fiscal Year						Total
		2014/15	2015/16	2016/17	2017/18	2018/19	2019/20	
Street Resurfacing (EP 34)								
Guenter St, San Jose Ave and Corbett Ave Pavement Renovation 1	CON	\$0	\$0	\$0				\$0
West Portal Ave and Quintara St Pavement Renovation	CON	\$2,402,228	\$600,557					\$3,002,785
West Portal Ave and Quintara St Pavement Renovation 5	CON	\$2,402,228	\$600,557					(\$3,002,785)
Ingalls St and Industrial St Pavement Renovation 1	CON		\$0	\$3,677,233	\$367,621			\$3,677,233
Clayton St, Clippert St and Portola Dr Pavement Renovation 2	CON			\$4,455,263	\$168,810			\$5,455,263
Bureka St, Grandview Ave, and Mangels Ave Pavement Renovation 3	CON			\$4,785,750	\$57,150			\$4,785,750
Gilman Ave and Jerrold Ave Pavement Renovation 6	CON			\$0	\$0			\$0
Hilbert and Leavenworth Streets Pavement Renovation 6					\$2,479,324	\$80,851		\$3,479,324
Madrid St, Morse St and Paris St Pavement Renovation 8	CON				\$0	\$0		\$0
Filmore St Pavement Renovation 8	CON					\$0	\$0	\$0
Haight Street Resurfacing and Pedestrian Lighting 7	CON				\$1,248,251	\$551,774	\$277,389	\$1,248,251
Pavement Renovation Placeholder 4,7	CON				\$0	\$0		\$0
Parkmerced/Twin Peaks/Glen Park Residential Pavement Renovation 8	CON				\$0	\$1,117,600	\$1,676,400	\$2,794,000
Alcmany Blvd Pavement Renovation 8	CON					\$947,100	\$2,209,900	\$3,157,000
US-101 / I-205 Managed Lanes PPP Fund Exchanges	PA&ED					\$2,500,000	\$1,583,939	\$4,083,939
Total Cash Flow in 5YPP		\$0	\$0	\$11,229,657	\$5,714,166	\$5,989,309	\$5,747,628	\$28,680,760
Total Cash Flow Allocated		\$2,402,228	\$600,557	\$11,229,657	\$5,714,166	\$1,424,609	\$277,389	\$21,648,606
Total Cash Flow Deobligated		(\$2,402,228)	(\$600,557)	\$0	\$0	\$0	\$0	(\$3,002,785)
Total Cash Flow Unallocated		\$0	\$0	\$0	\$0	\$4,564,700	\$5,470,239	\$10,034,939
Total Cash Flow in 2014 Strategic Plan		\$3,402,228	\$8,492,741	\$5,199,180	\$4,397,268	\$4,611,668	\$926,934	\$27,030,019
Deobligated from Prior 5YPP Cycles **		\$1,759,741						\$1,759,741
Cumulative Remaining Cash Flow Capacity		\$5,161,969	\$13,654,710	\$7,624,233	\$6,307,335	\$4,929,694	\$109,000	\$109,000

1057

Attachment 3

Prop K 5-Year Project List (FY 2014/15 - 2018/19)

Street Resurfacing, Rehabilitation, and Maintenance / Street Repair and Cleaning Equipment (EPs 34-35)

Cash Flow as Allocated to Date

Pending December 12, 2017 Board

Project Name	Phase	Fiscal Year						Total
		2014/15	2015/16	2016/17	2017/18	2018/19	2019/20	
Street Repair and Cleaning Equipment (EP 35)								
Street Repair and Cleaning Equipment	PROC	\$350,517	\$350,517					\$701,034
Street Repair and Cleaning Equipment	PROC		\$690,072	\$392,186				\$738,072
Street Repair and Cleaning Equipment 4	PROC			\$1,499,408				\$1,499,408
Street Repair and Cleaning Equipment 4	PROC				\$0	\$94,793		\$94,793
Street Repair and Cleaning Equipment	PROC					\$429,900	\$429,900	\$859,800
Total Cash Flow in 5YPP								
		\$350,517	\$719,553	\$1,868,444	\$0	\$524,693	\$429,900	\$3,893,107
Total Cash Flow Allocated								
		\$350,517	\$719,553	\$1,868,444	\$0	\$0	\$0	\$2,938,514
Total Cash Flow Deobligated								
		\$0	\$0	\$0	\$0	\$0	\$0	\$0
Total Cash Flow Unallocated								
		\$0	\$0	\$0	\$0	\$524,693	\$429,900	\$954,593
Total Cash Flow in 2014 Strategic Plan								
		\$350,517	\$719,553	\$757,449	\$797,101	\$838,588	\$429,900	\$3,893,107
Deobligated from Prior 5YPP Cycles **								
		\$0	\$0	\$0	\$0	\$0	\$0	\$0
Cumulative Remaining Cash Flow Capacity								
		\$0	\$0	(\$1,110,995)	(\$313,895)	\$0	\$0	\$0
ROLL-UP OF EPs 34-35								
Cash Flow Programmed in 5YPP								
		\$350,517	\$719,553	\$13,098,101	\$5,714,166	\$6,514,002	\$6,177,528	\$32,573,867
Total Cash Flow Allocated								
		\$2,752,745	\$1,320,110	\$13,098,101	\$5,714,166	\$1,424,609	\$277,389	\$24,587,120
Total Cash Flow Deobligated								
		(\$2,402,228)	(\$600,557)	\$0	\$0	\$0	\$0	(\$3,002,785)
Total Cash Flow Unallocated								
		\$0	\$0	\$0	\$0	\$5,089,393	\$5,900,139	\$10,989,532
Total Cash Flow in 2014 Strategic Plan								
		\$3,752,745	\$9,212,294	\$5,956,629	\$5,194,369	\$5,450,256	\$1,356,834	\$30,923,126
Total Deobligated from Prior 5YPP Cycles								
		\$1,759,741	\$0	\$0	\$0	\$0	\$0	\$1,759,741
Cumulative Remaining Cash Flow Capacity								
		\$5,161,969	\$13,654,710	\$6,513,238	\$5,993,440	\$4,929,694	\$109,000	\$109,000
Programmed								
Pending Allocation/Appropriation								
Board Approval/Commitment								

1058

DEPARTMENT OF TRANSPORTATION

Division of Local Assistance, MS1
 1120 N STREET
 O. BOX 942873
 SACRAMENTO, CA 94273-0001
 PHONE (916) 654-5266
 FAX (916) 654-6608
 TTY (916) 653-4086



*Flex your power!
 Be energy efficient!*

December 24, 2018

04-SF-0-CR
 LPPSB1L-5934(183)
 Advantage ID: 0419000139
 PPNO: 04-2319D
 Request No.: 1

Mr. Mohammed Nuru
 Director of Public Works
 1 Dr. Carlton B. Goodlett Place
 City Hall, Room 348
 San Francisco, CA 94102

Attn: Paul Barradas

Dear Mr. Nuru,

Your letter dated October 12, 2018, requested a fund allocation from the SB1 – Local Partnership Program (LPP) for your Alemany Boulevard Pavement Renovation between Congdon Street and Seneca Avenue Project. This project is included in the California Transportation Commission (CTC) adopted LPP, as amended.

At their December 5-6, 2018, meeting, the CTC allocated funding in the amount shown below.

The State hereby makes the following allocation, effective December 06, 2018.

Allocation No.	LPP18-01	PROGRAMMED FUNDS		FUND ALLOCATION	
Senate District No.:	11	Amount	State	Amount	This
Assembly District No.:	17, 19	Programmed	Budget Year	Previously Allocated	Request
CONST		\$ 1,750,000	2018-19	\$0	\$ 1,750,000
	FEDERAL FUNDS				\$ 0
	STATE FUNDS				\$ 1,750,000
	TOTAL FUNDS				\$ 1,750,000

This allocation makes available \$1,750,000 of State funds (or State-only) and \$0 of Federal funds for a total of \$1,750,000.

Applicable federal requirements must be complied with if this project is partially or wholly-funded with federal funds.

For This Allocation:

Funds allocated for project PA&ED are available for expenditure until:	Not Applicable
Funds allocated for project PS&E are available for expenditure until:	Not Applicable
Funds allocated for project R/W are available for expenditure until:	Not Applicable

Funds allocated for construction – **Agency has 6 months after the date of allocation to award a contract.**

The Commission may grant a one-time extension of up to 12 months to each of the deadlines specified above if it finds that an unforeseen and extraordinary circumstance beyond the control of the responsible agency has occurred that justifies the extension. Please refer to the Local Assistance website at [www.ca.gov/hq/Local Programs/](http://www.ca.gov/hq/LocalPrograms/) for additional guidance.


The project award information shall be submitted to the District Local Assistance Engineer (DLAE) immediately after award of the construction contract. A copy of the project's award package shall also be included with the submittal of the Administering Agency's first invoice for reimbursement.

This allocation of LPP funds is not a commitment on the part of the State to make reimbursements until a project specific program supplement agreement is executed between the Administering Agency and the State.

Your attention is directed to the CTC, Division of Transportation Programming, and Division of Local Assistance websites, Local Assistance Procedures Manual, and CTC-adopted LPP Guidelines for additional information.

If you have any questions, please contact your DLAE.

Sincerely,



for Winton Emmett, Chief
Office of Project Implementation – North
Division of Local Assistance

c: Jimmy Panmai – Local Assistance, D-04
Brandon Fung - LPA
Sharon Bertozzi – HQ LPP Program Manager

Attachment: CTC Vote Box

Tab #	Item Description	Ref. #	Presenter	Status	Type	CTC Enrollment Required
Active Transportation Program (ATP) Project Allocations						
89	Request of \$12,271,000 for 17 locally-administered ATP projects. 2.5w.(1a) -- \$3,468,000 for 6 ATP projects. 2.5w.(1b) -- \$8,803,000 for 11 ATP SB1 Augmentation projects. Resolution FATP-1819-06 <i>(December 6, 2018 -01:53:35)</i>	2.5w.(1)	Laurie Waters Rihui Zhang	Approved.	A D	
Advance - Solutions for Congested Corridor Program Project Allocation						
90	Request of \$78,810,000 \$78,810,000 for the State-Administered US 101 Managed Lanes Project – Southern Segment SCCP project, in San Mateo County, on the State Highway System, programmed FY 19-20. (PPNO 0658H) Resolution SCCP-A-1819-05 <i>(Related Items under Ref. 2.1b.(2), 2.2c.(5), & 4.11)</i> <i>(Revision to agenda only; Book Item & Attachment are correct)</i> <i>(December 6, 2018 -01:54:31)</i>	2.5s.(4)	Matthew Yosgott Bruce De Terra	Approved.	A D	
Local Partnership Program (LPP) Project Allocations						
91	Request of \$5,061,000 for four locally-administered LPP projects, off the State Highway System. 2.5s.(3a) - \$4,896,000 for three LPP - Formulaic projects; 2.5s.(3b) - \$ 165,000 for one LPP - Competitive projects. Resolution LPP-A-1819-11 <i>(Related Item under Ref. 2.2c.(8).)</i> <i>(December 6, 2018 -01:55:28)</i>	2.5s.(3)	Christine Gordon Rihui Zhang	Approved.	A D	
LPP Transit Project Allocation						
92	Request of \$1,880,000 for the locally-administered BART Escalator Replacement (Downtown SF Stations) LPP - Formulaic Transit project, in San Francisco County. (PPNO 04-2319B) Resolution LPP-A-1819-12 <i>(Related item under Ref. 2.2c.(3).)</i> <i>(W/ing edit to remove the EA in the Book Item Attachment.)</i> <i>(December 6, 2018 -01:56:30)</i>	2.6s.(1)	Christine Gordon Dara Wheeler	Approved.	A D	
Advance - LPP Transit Project						
93	Request of \$5,000,000 for locally-administered Transit Access Pass (TAP) Bus Farebox Upgrade – Municipal Transit Operators LPP - Formulaic project, in Los Angeles County, programmed FY 19-20. (PPNO 07-5543) Resolution LPP-A-1819-14 <i>(December 6, 2018 -01:57:21)</i>	2.6s.(2)	Christine Gordon Dara Wheeler	Approved.	A D	

1061



2.5 Highway Financial Matters

Project #	Allocation Amount	Recipient	Project Title	PPNO Program/Year	Budget Year	Amount by									
RTPA/CTC	District-County	Location	Project Description	Phase	Item #	Fund Type									
				Project ID	Fund Type	Amount by									
				Adv. Phase	Program Code	Fund Type									
2.5a (3a) Locally-Administered Senate Bill 1 - LPP Projects Off the State Highway System (Formulaic) Resolution LPP-A-1819-11															
1	\$2,106,000	Sacramento County	Complete Streets Rehabilitation - Hillsdale Boulevard, Oak Avenue, and West Elkhorn. Hillsdale Boulevard between Frizelle Avenue and Walerga Road/Oak Avenue between Hazel Avenue and Main Avenue/West Elkhorn Boulevard between Sacramento City limits and 2nd Street; rehabilitate by overlaying the roadway with rubberized asphalt concrete, improving Class II bike lanes, installing bicycle detection at signalized intersections, repairing damaged sidewalks, and installing ADA improvements.	03-1786 LPP-F /18-19 CONST \$2,106,000 0318000244 S	2017-18 601-3290 RMRA 20.30.210.200	\$2,106,000									
		<u>SACOG</u> 03-Sacramento													
			<table border="0"> <tr> <td><u>Outputs/Outcomes</u></td> <td><u>Unit</u></td> <td><u>Total</u></td> </tr> <tr> <td>Bicycle lane mile(s)</td> <td>Miles</td> <td>7</td> </tr> <tr> <td>Local road lane-mile(s) rehabilitated</td> <td>Miles</td> <td>4</td> </tr> </table>	<u>Outputs/Outcomes</u>	<u>Unit</u>	<u>Total</u>	Bicycle lane mile(s)	Miles	7	Local road lane-mile(s) rehabilitated	Miles	4			
<u>Outputs/Outcomes</u>	<u>Unit</u>	<u>Total</u>													
Bicycle lane mile(s)	Miles	7													
Local road lane-mile(s) rehabilitated	Miles	4													
			(CEQA - CE, 12/04/2017.)												
			(Contribution from other sources: \$3,747,000.)												
			Right of Way Certification: 10/01/2018												
2	\$1,750,000	City and County of San Francisco	Alemany Boulevard Pavement Renovation. Street resurfacing of 1.3 miles of a key arterial in San Francisco. The project consists of repairs to the road base, paving work, curb ramp construction, and sidewalk and curb repairs. The project will resurface Alemany Boulevard, between Congdon St and Seneca Ave.	04-2319D LPP-F /18-19 CONST \$1,750,000 0419000139 S	2017-18 601-3290 RMRA 20.30.210.200	\$1,750,000									
		<u>MTC</u> 04-San Francisco													
			<table border="0"> <tr> <td><u>Outputs/Outcomes</u></td> <td><u>Unit</u></td> <td><u>Total</u></td> </tr> <tr> <td>Local road lane-mile(s) rehabilitated</td> <td>Miles</td> <td>5.2</td> </tr> </table>	<u>Outputs/Outcomes</u>	<u>Unit</u>	<u>Total</u>	Local road lane-mile(s) rehabilitated	Miles	5.2						
<u>Outputs/Outcomes</u>	<u>Unit</u>	<u>Total</u>													
Local road lane-mile(s) rehabilitated	Miles	5.2													
			(CEQA - CE, 10/05/2015.)												
			(Contribution from other sources: \$1,750,000.)												
			(Right of Way Certification: 10/31/1997.)												

CALIFORNIA TRANSPORTATION COMMISSION
Adoption of the 2018 Local Partnership Program Formulaic Program of Projects
January 31-February 1, 2018



RESOLUTION G-18-04

- 1.1 **WHEREAS**, on April 28, 2017, the Governor signed Senate Bill (SB) 1 (Beall, Chapter 5, Statutes of 2017), enacted as the Road Repair and Accountability Act of 2017, creating the Local Partnership Program to provide funding to jurisdictions that have sought and received voter approved taxes and enacted fees for road maintenance and rehabilitation and other transportation improvement projects; and
- 1.2 **WHEREAS**, on June 27, 2017, the Governor signed Assembly Bill (AB) 115 (Ting, Chapter 20, Statutes of 2017) which clarified language in SB 1 regarding local and regional transportation agency eligibility and expanded the types of projects eligible for program funding; and
- 1.3 **WHEREAS**, the Commission adopted the 2018 Local Partnership Program Guidelines on October 18, 2017; and
- 1.4 **WHEREAS**, the Commission adopted the 2018 Local Partnership Program Formulaic Program distribution of shares on December 6, 2017; and
- 1.5 **WHEREAS**, Commission staff worked collaboratively with city, county, and transit agency representatives to develop and release a log of projects proposed by eligible agencies for funding on December 29, 2017; and
- 1.6 **WHEREAS**, Commission staff compiled a list of agencies that provided complete project submittals and are therefore eligible to receive Fiscal Years 2017-18 and 2018-19 formula apportionments of Local Partnership Program Formulaic Funding, as reflected in Attachment B.
- 2.1 **NOW, THEREFORE, BE IT RESOLVED** that the California Transportation Commission adopts the attached 2018 Local Partnership Program Formulaic Program of Projects; and
- 2.2 **BE IT FURTHER RESOLVED**, that the Commission staff is authorized to make minor technical changes as needed to the program of projects; and
- 2.3 **BE IT FURTHER RESOLVED**, that the Commission directs staff to post the 2018 Local Partnership Program Formulaic Program of Projects on the Commission's website.

Adopted 2018 LPP Formulaic Program of Projects

Attachment B

(\$1,000s)

Applicant Agency	Project Title	Implementing Agency	Year Proposed		Total Proposed	LPP Shares	Unprgrmd Balance	
			2017-18	2018-19				
Bay Area Toll Authority	Dumbarton Bridge Operational Improvements	BATA		\$8,200				
Bay Area Toll Authority	SFOBB/West Oakland Regional Bicycle/Pedestrian Link Connection	MTC/BATA/CT		\$2,000	\$10,200	\$10,236	\$36	
Alameda-Contra Costa Transit District	Customer Service Center Rehab	AC Transit	\$50	\$765				
Alameda-Contra Costa Transit District	Purchase 59 Hybrid Buses	AC Transit		\$263	\$1,068	\$1,068	\$0	
Bay Area Rapid Transit District	BART Escalator Replacement (Downtown SF Stations)	BART		\$1,880	\$1,880	\$1,880	\$0	
Orinda	Miner Road Rehab	Orinda	\$200		\$200	\$200	\$0	
Alameda County Transportation Commission	7th Street Grade Separation East Segment (7SGSE)	ACTC	\$907	\$7,073	\$7,980	\$7,980	\$0	
Contra Costa Transportation Authority	Route 680 NB Express Lane	CCTA		\$4,799				
Contra Costa Transportation Authority	El Cerrito Pavement Project	El Cerrito		\$200				
Contra Costa Transportation Authority	Martinez Pavement Project	Martinez		\$200	\$5,199	\$5,199	\$0	
Fresno County Transportation Authority	Willow Avenue Street Improvements	Clovis		\$4,544	\$4,544	\$4,544	\$0	
Clearlake	Burns Valley School/Civic Center - Bicycle/Pedestrian Enhancements	Clearlake		\$200	\$200	\$200	\$0	
Madera County Transportation Authority	Orange Avenue and 6th Street Pavement Rehabilitation	Chowchilla	\$142					
Madera County Transportation Authority	2017-18 3R and ADA Improvements	Madera	217					
Madera County Transportation Authority	2018-19 3R and ADA Improvements	Madera		\$180				
Madera County Transportation Authority	Road 30 Curb & Gutter, Sidewalk, Shoulder Paving & Rehabilitation	Madera County		\$175	\$714	\$714	\$0	
Transportation Authority Marin County	Marin-Sonoma Narrows (Design Contracts B1-Ph2 and A4)	Caltrans	\$250	\$250				
Transportation Authority Marin County	Francisco Blvd West Multi-Use Pathway (2nd St to Andersen Dr)	San Rafael	\$502		\$1,002	\$1,002	\$0	
Fort Bragg	2019 Street Rehabilitation Project	Fort Bragg		\$200	\$200	\$200	\$0	
Point Arena	Port Road Rehabilitation & Overlay Project	Point Arena	\$200		\$200	\$200	\$0	
Willits	Asphalt Maintenance Program	Willits	\$100		\$100	\$200	\$100	
Transportation Agency for Monterey County	Fort Ord Regional Trail and Greenway	TAMC	\$500	\$600				
Transportation Agency for Monterey County	Route 156 Safety Improvements-Blackie Road Extension	TAMC		\$250				
Transportation Agency for Monterey County	Regional Wayfinding Program	TAMC		\$163	\$1,513	\$1,513	\$0	
Monterey-Salinas Transit District	Monterey Bus Rapid Transit Phase II	MST		\$505	\$505	\$505	\$0	
Truckee	Annual Slurry Seal Project	Truckee	\$200		\$200	\$200	\$0	
Sacramento Transportation Authority	21 Buses for Circulator Service Expansion	RT		\$1,287				
Sacramento Transportation Authority	Roadway Rehabilitation, Street Light & Street Sign Replacement	Citrus Heights		\$299				
Sacramento Transportation Authority	Upgraded Curb Ramps Pavement Sealing	Elk Grove	\$323					
Sacramento Transportation Authority	Pavement Sealing	Elk Grove	\$30	\$261				
Sacramento Transportation Authority	Road Widening w/ Bike Lanes	Folsom		\$300				
Sacramento Transportation Authority	Sunrise Blvd Roadway Rehabilitation	Rancho Cordova		\$289				
Sacramento Transportation Authority	Roadway Rehabilitation	Sacramento	\$1,748					
Sacramento Transportation Authority	Complete Streets Rehabilitation	Sacramento Co.	\$268	\$2,106	\$6,911	\$6,911	\$0	
San Francisco County Transportation Authority	Parkmead/Twin Peaks/Glen Park Residential Pavement Renovation	SFPW	\$2,106					
San Francisco County Transportation Authority	Alemanly Boulevard Pavement Renovation	SFPW		\$2,083	\$4,189	\$4,189	\$0	
Santa Clara County Valley Transportation Authority	Capitol Expressway LRT Extension (Eastridge-Alum Rock)	SCCVTA	\$9,442	\$0	\$9,442	\$9,442	\$0	
Santa Cruz County Regional Transportation Commission	2018 Full Depth Recycle & Overlay	Santa Cruz Co.		\$476	\$476	\$631	\$155	
Sonoma County Transportation Authority	Santa Rosa OBAG2 Bike and Pedestrian Project	Santa Rosa	\$100	\$473	\$573	\$1,152	\$579	
Sonoma Marin Area Rail Transit District	SMART Rail Maintenance Equipment Expansion	SMART	\$1,553		\$1,553	\$1,553	\$0	
Los Angeles County Metropolitan Transportation Authority	West Santa Ana Branch Transit Corridor (WSAB)	LACMTA		\$23,941				
Los Angeles County Metropolitan Transportation Authority	Green Line Extension (Redondo Beach-Torrance)	LACMTA		\$19,745				
Los Angeles County Metropolitan Transportation Authority	Willowbrook/Rosa Parks Station Mezzanine Improvements	LACMTA	\$14,808		\$58,494	\$58,494	\$0	
Orange County Transportation Authority	I-5 Improvements, Rt 73-Oso Parkway (Segment 1)	Caltrans		\$18,242	\$18,242	\$18,242	\$0	
Riverside County Transportation Commission	Replace Route 71/91 Interchange (NB Rt 71 to EB Rt 91)	RCTC	\$2,000					
Riverside County Transportation Commission	Pachappa Underpass (Rt 91 HOV Remnant Work, Raise UPRR)	RCTC		\$4,272				
Riverside County Transportation Commission	Temescal Canyon Road Gap Closure (widen to 4 lanes)	Riverside Co.		\$7,300	\$13,672	\$13,620	\$48	
San Diego County Regional Transportation Commission	LOSSAN SD Subdivision Doubletrack (CP Eastbrook - CP Shell)	SANDAG	\$2,000					
San Diego County Regional Transportation Commission	LOSSAN Batiqitos Lagoon Doubletrack/Bridge (MP234.5-MP235.5)	SANDAG	\$1,250	\$9,470				
San Diego County Regional Transportation Commission	LOSSAN San Dieguito Lagoon Doubletrack/Bridge/Platform (242.2-243.8)	SANDAG	\$3,500					
San Diego County Regional Transportation Commission	LOSSAN SD Subdivision Sorrento to Miramar Ph2 (MP251.2-MP253)	SANDAG	\$1,720					
San Diego County Regional Transportation Commission	LOSSAN SD Subdivision Signal Respacing/Optimization	SANDAG	\$1,000		\$18,940	\$18,940	\$0	
Santa Barbara County Local Transportation Authority	Rt 101, Santa Monica Rd/Via Real Intersection Improvements	Caltrans	\$754	\$450				
Santa Barbara County Local Transportation Authority	Santa Claus Lane Class I Bikeway, California Coastal Trail Gap Closure	Carpinteria		\$410				
Santa Barbara County Local Transportation Authority	North Padaro Lane Coastal Access Improvements	SB County	\$30	\$180				
Santa Barbara County Local Transportation Authority	Summerland Area Coastal Access Improvements	SB County	\$150	\$600	\$2,574	\$2,574	\$0	
Tulare County Transportation Authority	Rt 198/Akers St I/C (Improve Akers/Noble+Akers/Mineral King Intersect)	Visalia	\$259	\$2,435	\$2,694	\$2,694	\$0	
Total Adopted for Formulaic Program					\$173,365	\$174,283	\$978	

Memorandum

TAB 20

To: CHAIR AND COMMISSIONERS

CTC Meeting: January 31– February 1, 2018

Reference No.: 4.22
Action

Published Date: January 19, 2018

From: *Susan A. Bransen*
SUSAN BRANSEN
Executive Director

Prepared By: Matthew Yosgott
Associate Deputy Director

Subject: ADOPTION OF 2018 LOCAL PARTNERSHIP PROGRAM – FORMULAIC PROGRAM OF PROJECTS – RESOLUTION G-18-04

ISSUE:

Should the California Transportation Commission (Commission) adopt the 2018 Local Partnership Program Formulaic Program of Projects, as recommended by staff?

RECOMMENDATION:

Staff recommends the Commission adopt the 2018 Local Partnership Program Formulaic Program of Projects, as outlined in the Staff Recommendations (Attachment B).

BACKGROUND:

Enabling Legislation

Senate Bill 1 (Chapter 5, Statutes of 2017), which created the Local Partnership Program, was signed by the Governor on April 28, 2017. Assembly Bill 115 (Chapter 20, Statutes of 2017) was signed by the Governor on June 27, 2017, which clarified language in Senate Bill 1 regarding local and regional transportation agency eligibility and expanded the types of projects eligible for the program.

Local Partnership Program Formulaic Program of Projects

The 2018 Local Partnership Program Formulaic Program of projects is funded from \$100 million annually in state funds authorized by Senate Bill 1 that are allocated from the Road Maintenance and Rehabilitation Account to the Local Partnership Program for fiscal years 2017-18 and 2018-19.

Funding for the 2018 Local Partnership Program Formulaic Program of projects is made available only to those agencies with Commission-adopted shares and committed local matching funds. On December 6, 2017 the Commission adopted the 2018 Local Partnership Program – Formulaic Program Funding Share Distribution for FYs 2017-18 and 2018-19.

The objective of the Local Partnership Program – Formulaic Program is to reward counties, cities, districts, and regional transportation agencies in which voters have approved fees or taxes solely dedicated to transportation improvements.

Eligible jurisdictions, outlined in the Local Partnership Program Formulaic Funding Share Distribution, submitted proposals for projects by the December 15, 2017 deadline. A log of the proposals was posted for review on the Commission website on December 29, 2017.

Commission staff received feedback or verification from every eligible applicant, and reviewed the project proposals for compliance with the guidelines. Based on a thorough project review and correspondence with applicants, staff drafted and posted recommendations on the program of projects to the Commission's website on January 10, 2018. Through this process, Commission staff ensured applicant agencies had an opportunity to verify, review, and request modifications prior to adoption.

Of the 40 agencies eligible for the program, 32 agencies submitted 64 projects for programming, of which 57 projects are recommended for programming. Seven projects were voluntarily withdrawn by the applicant agency, two of which were withdrawn subsequent to the published staff recommendations. Eight agencies elected not to apply for programming at this time. The Local Partnership Program Guidelines allow all agencies with adopted formulaic shares to nominate projects for programming through the end of the current formulaic cycle.

The current program of projects will program \$173.4 million over FYs 2017-18 and 2018-19. The remaining \$26.6 million can be programmed through the duration of the current formulaic cycle (June 2019).

Local Partnership Program Formulaic Program of Projects – Examples

The Local Partnership Program Formulaic Program of projects will include diverse and important transportation projects throughout the state. Examples include:

Orange County Transportation Authority

- Caltrans – I-5 Improvement Project from SR-73 to Oso Parkway. Extending from the cities of Laguna Niguel, Mission Viejo, and Laguna Hills, this project adds one general purpose lane in each direction, auxiliary lanes where needed, as well as the reconstruction of interchanges at Avery Parkway. This project will directly enhance mobility and maximize the productivity of the local transportation system. Local Partnership Program – Formulaic Funding of \$18.24 million is recommended for construction in FY 2018-19.

Sonoma County Transportation Authority

- City of Santa Rosa – Bicycle and Pedestrian Gap Closures along Piner Road and Dutton Avenue. The project will close a gap in a Class II bicycle lane and will rehabilitate pavement where the lanes will be installed. Additionally, the project will close a gap in a sidewalk and install additional sidewalk and ADA curb ramps. \$100,000 in Local

Partnership Program – Formulaic Funding is recommended for plans, specifications, and estimates in FY 2017-18, and \$473,000 in funding is recommended for construction in FY 2018-19.

Town of Truckee

- Town of Truckee – Annual Slurry Seal Project. Over a distance of 32 miles of local road, this project applies Type II slurry seal, allowing the Town to complete its annual slurry sealing improvements in order to preserve roadway integrity. Local Partnership Program – Formulaic Funding of \$200,000 is recommended for construction in FY 2017-18.

Fresno County Transportation Authority

- City of Clovis – Willow Avenue Street Improvements Project. This project will entail a large reconstruction of Willow Avenue from Shepherd to Copper Avenues. Work includes constructing additional lanes, median curb, median landscape and irrigation, median concrete cap, concrete curb and gutter, sidewalk, drive approaches, valley gutters, curb return ramps, a traffic signal, striping, and signage. \$1.04 million in Local Partnership Program – Formulaic Funding is recommended for Right of Way in FY 2017-18, and \$3.5 million in funding is recommended for construction in FY 2018-19.

Attachments:

Attachment A: Resolution G-18-04

Attachment B: Projects Recommended for Programming

Staff Recommendations for the 2018 LPP Formulaic Program

Attachment B

(\$1,000s)

Applicant Agency	Project Title	Implementing Agency	Year Proposed		Total Proposed	LPP Shares	Unprgrmd Balance
			2017-18	2018-19			
Bay Area Toll Authority	Dumbarton Bridge Operational Improvements	BATA		\$8,200			
Bay Area Toll Authority	SFOBB/West Oakland Regional Bicycle/Pedestrian Link Connection	MTC/BATACT		\$2,000	\$10,200	\$10,236	\$36
Alameda-Contra Costa Transit District	Customer Service Center Rehab	AC Transit	\$50	\$755			
Alameda-Contra Costa Transit District	Purchase 59 Hybrid Buses	AC Transit		\$253	\$1,088	\$1,088	\$0
Bay Area Rapid Transit District	BART Escalator Replacement (Downtown SF Stations)	BART		\$1,880	\$1,880	\$1,880	\$0
Orinda	Miner Road Rehab	Orinda	\$200		\$200	\$200	\$0
Alameda County Transportation Commission	7th Street Grade Separation East Segment (7SGSE)	ACTC	\$907	\$7,073	\$7,980	\$7,980	\$0
Contra Costa Transportation Authority	Route 680 NB Express Lane	CCTA		\$4,799			
Contra Costa Transportation Authority	El Cerrito Pavement Project			\$200			
Contra Costa Transportation Authority	Martinez Pavement Project			\$200	\$5,199	\$5,199	\$0
Fresno County Transportation Authority	Willow Avenue Street Improvements	Clovis		\$4,544	\$4,544	\$4,544	\$0
Clearlake	Burns Valley School/Civic Center - Bicycle/Pedestrian Enhancements	Clearlake		\$200	\$200	\$200	\$0
Madera County Transportation Authority	Orange Avenue and 6th Street Pavement Rehabilitation	Chowchilla	\$142				
Madera County Transportation Authority	2017-18 3R and ADA Improvements	Madera	217				
Madera County Transportation Authority	2018-19 3R and ADA Improvements	Madera		\$180			
Madera County Transportation Authority	Road 30 Curb & Gutter, Sidewalk, Shoulder Paving & Rehabilitation	Madera County		\$175	\$714	\$714	\$0
Transportation Authority Marin County	Marin-Sonoma Narrows (Design Contracts B1-Ph2 and A4)	Caltrans	\$250	\$250			
Transportation Authority Marin County	Francisco Blvd West Multi-Use Pathway (2nd St to Andersen Dr)	San Rafael	\$502		\$1,002	\$1,002	\$0
Fort Bragg	2019 Street Rehabilitation Project	Fort Bragg		\$200	\$200	\$200	\$0
Point Arena	Port Road Rehabilitation & Overlay Project	Point Arena	\$200		\$200	\$200	\$0
Willits	Asphalt Maintenance Program	Willits	\$100		\$100	\$200	\$100
Transportation Agency for Monterey County	Fort Ord Regional Trail and Greenway	TAMC	\$500	\$600			
Transportation Agency for Monterey County	Route 156 Safety Improvements-Blackie Road Extension	TAMC		\$250			
Transportation Agency for Monterey County	Regional Wayfinding Program	TAMC		\$163	\$1,513	\$1,513	\$0
Monterey-Salinas Transit District	Monterey Bus Rapid Transit Phase II	MST		\$505	\$505	\$505	\$0
Truckee	Annual Slurry Seal Project	Truckee	\$200		\$200	\$200	\$0
Sacramento Transportation Authority	21 Buses for Circulator Service Expansion	RT		\$1,287			
Sacramento Transportation Authority	Roadway Rehabilitation, Street Light & Street Sign Replacement	Citrus Heights		\$299			
Sacramento Transportation Authority	Upgraded Curb Ramps Pavement Sealing	Elk Grove	\$323				
Sacramento Transportation Authority	Pavement Sealing	Elk Grove	\$30	\$261			
Sacramento Transportation Authority	Road Widening w/ Bike Lanes	Folsom		\$300			
Sacramento Transportation Authority	Sunrise Blvd Roadway Rehabilitation	Rancho Cordova		\$289			
Sacramento Transportation Authority	Roadway Rehabilitation	Sacramento	\$1,748				
Sacramento Transportation Authority	Complete Streets Rehabilitation	Sacramento Co.	\$268	\$2,106	\$8,911	\$8,911	\$0
San Francisco County Transportation Authority	Parkmerced/Twin Peaks/Glen Park Residential Pavement Renovation	SFPW	\$2,108				
San Francisco County Transportation Authority	Alemany Boulevard Pavement Renovation	SFPW		\$2,083	\$4,189	\$4,189	\$0
Santa Clara County Valley Transportation Authority	Capitol Expressway LRT Extension (Eastridge-Alum Rock)	SCCVTA	\$9,442	\$0	\$9,442	\$9,442	\$0
Santa Cruz County Regional Transportation Commission	2018 Full Depth Recycle & Overlay	Santa Cruz Co.		\$476	\$476	\$476	\$0
Sonoma County Transportation Authority	Santa Rosa OBAG2 Bike and Pedestrian Project	Santa Rosa	\$100	\$473	\$573	\$573	\$0
Sonoma Marin Area Rail Transit District	SMART Rail Maintenance Equipment Expansion	SMART	\$1,553		\$1,553	\$1,553	\$0
Los Angeles County Metropolitan Transportation Authority	West Santa Ana Branch Transit Corridor (WSAB)	LACMTA		\$23,941			
Los Angeles County Metropolitan Transportation Authority	Green Line Extension (Redondo Beach-Torrance)	LACMTA		\$19,745			
Los Angeles County Metropolitan Transportation Authority	Willowbrook/Rosa Parks Station Mezzanine Improvements	LACMTA	\$14,808		\$58,494	\$58,494	\$0
Orange County Transportation Authority	I-5 Improvements, Rt 73-Oso Parkway (Segment 1)	Caltrans		\$18,242	\$18,242	\$18,242	\$0
Riverside County Transportation Commission	Replace Route 71/91 Interchange (NB Rt 71 to EB Rt 91)	RCTC	\$2,000				
Riverside County Transportation Commission	Pachappa Underpass (Rt 91 HOV Remnant Work, Raise UPRR)	RCTC		\$4,272			
Riverside County Transportation Commission	Temescal Canyon Road Gap Closure (widen to 4 lanes)	Riverside Co.		\$7,300	\$13,672	\$13,620	\$48
San Diego County Regional Transportation Commission	LOSSAN SD Subdivision Doubletrack (CP Eastbrook - CP Shell)	SANDAG	\$2,000				
San Diego County Regional Transportation Commission	LOSSAN Batiquitos Lagoon Doubletrack/Bridge (MP234.5-MP235.5)	SANDAG	\$1,250	\$9,470			
San Diego County Regional Transportation Commission	LOSSAN San Dieguito Lagoon Doubletrack/Bridge/Platform (242.2-243.9)	SANDAG	\$3,500				
San Diego County Regional Transportation Commission	LOSSAN SD Subdivision Sorrento to Miramar Ph2 (MP251.2-MP253)	SANDAG	\$1,720				
San Diego County Regional Transportation Commission	LOSSAN SD Subdivision Signal Respacing/Optimization	SANDAG	\$1,000		\$18,940	\$18,940	\$0
Santa Barbara County Local Transportation Authority	Rt 101, Santa Monica Rd/Via Real Intersection Improvements	Caltrans	\$754	\$450			
Santa Barbara County Local Transportation Authority	Santa Claus Lane Class I Bikeway, California Coastal Trail Gap Closure	Carplinteria		\$410			
Santa Barbara County Local Transportation Authority	North Pádaro Lane Coastal Access Improvements	SB County	\$30	\$180			
Santa Barbara County Local Transportation Authority	Summerland Area Coastal Access Improvements	SB County	\$150	\$600	\$2,574	\$2,574	\$0
Tulare County Transportation Authority	Rt 198/Akers St I/C (Improve Akers/Noble/Akers/Mineral King Intersect)	Visalia	\$259	\$2,435	\$2,694	\$2,694	\$0
Total Recommended for Formulaic Program					\$173,365	\$173,549	\$184

Applicant Agency	Pulled Projects	Implementing Agency	Year Proposed		Total Proposed	Unprgrmd Pulled
			2017-18	2018-19		
San Bernardino County Transportation Authority	I-10 Corridor Contract 1 (Express Lanes - D/B 2b)	SBCTA	\$6,169			
San Bernardino County Transportation Authority	Redlands Passenger Rail (SBdo Transit Center - Redlands University)	SBCTA		\$8,189	\$12,338	
San Joaquin County Transportation Authority	Route 99/120 Connector	Caltrans		\$3,408	\$3,408	
Santa Cruz County Regional Transportation Commission	Vehicle Replacement	SC Metro		\$155	\$155	
Santa Cruz Metropolitan Transit District	Vehicle Replacement	SC Metro		\$631	\$631	
Sonoma County Transportation Authority	Route 101 Marin/Sonoma Narrows C-2 project	Caltrans		\$579	\$579	
Stanislaus County Transportation Authority	Route 99/Fulkerth Road Interchange Improvements	Turlock	\$1,258	\$1,243	\$2,501	

Applicant Agency	No Project Proposed	Implementing Agency	2018 LPP Formulaic Shares			Unprgrmd Balance
			2017-18	2018-19	Total	
Imperial County Local Transportation Authority			\$538	\$538	\$1,076	
Merced County Transportation Authority			\$630	\$623	\$1,253	
Napa Valley Transportation Authority - Effective 7/18				\$323	\$323	
Nevada City			\$100	\$100	\$200	
San Mateo County Transportation Authority			\$884	\$873	\$1,757	
San Mateo County Transit District			\$884	\$873	\$1,757	
C/CAG of San Mateo County			\$135	\$135	\$270	
Yuba County			\$100	\$100	\$200	\$6,836
Total Unprogrammed					\$26,632	



CALIFORNIA TRANSPORTATION COMMISSION
Adoption of the 2019 Local Partnership Formulaic Program
October 17-18, 2018

RESOLUTION G-18-44

- 1.1 **WHEREAS**, on April 28, 2017, the Governor signed Senate Bill (SB) 1 (Beall, Chapter 5, Statutes of 2017), enacted as the Road Repair and Accountability Act of 2017, creating the Local Partnership Program to provide funding to jurisdictions that have sought and received voter approved taxes and enacted fees for road maintenance and rehabilitation and other transportation improvement projects; and
- 1.2 **WHEREAS**, on June 27, 2017, the Governor signed Assembly Bill (AB) 115 (Ting, Chapter 20, Statutes of 2017) which clarified language in SB 1 regarding local and regional transportation agency eligibility and expanded the types of projects eligible for program funding; and
- 1.3 **WHEREAS**, on June 27, 2018, the Commission adopted the amended 2018 Local Partnership Program Guidelines for the 2019 Local Partnership Formulaic Program; and
- 1.4 **WHEREAS**, the Commission adopted the 2019 Local Partnership Formulaic Program distribution of shares on June 27, 2018; and
- 1.5 **WHEREAS**, eligible jurisdictions submitted project proposals by the August 29, 2018 deadline; and
- 1.6 **WHEREAS**, Commission staff developed a log of project proposals and posted to the Commission website for review on September 11, 2018; and
- 1.7 **WHEREAS**, Commission staff reviewed the project proposals for compliance with the Local Partnership Program Guidelines; and
- 1.8 **WHEREAS**, On September 26, 2018, Commission staff posted recommendations on the program of projects to the Commission website, as reflected in Attachment B.
- 2.1 **NOW, THEREFORE, BE IT RESOLVED** that the California Transportation Commission adopts the attached 2019 Local Partnership Formulaic Program of Projects; and
- 2.2 **BE IT FURTHER RESOLVED**, that the Commission staff is authorized to make minor technical changes as needed to the program of projects; and
- 2.3 **BE IT FURTHER RESOLVED**, that the Commission directs staff to post the 2019 Local Partnership Formulaic Program of Projects on the Commission's website.

Adopted 2019 Local Partnership Formulaic Program
(\$1,000s)

Applicant Agency	Project Title	Implementing Agency	Total Project Cost	Total Proposed Cycle 1 and 2	Cycle 2 Shares	Cycle 1 Unprogrammed Shares	Unprogrammed balance
Bay Area Toll Authority	Richmond San Rafael Structural Steel Paint - lower deck and towers	Caltrans	\$85,000	\$19,885	\$9,649	\$10,236	\$0*
Contra Costa Transportation Authority	Innovate 680: I-680 Northbound HOT/HOV	CCTA	\$478,600	\$2,286			
	Central Avenue and Carlson Boulevard Pavement Rehabilitation	El Cerrito	\$908	\$100	\$2,466	\$0	\$0
	Arnold Drive Sidewalk Gap Closure	Marinez	\$200	\$100			
Orinda	2019 Annual Pavement Rehabilitation	Orinda	\$700	\$100	\$100	\$0	\$0
Fresno County Transportation Authority	Veterans Boulevard Interchange and Extension Phase 4a	Fresno	\$6,737	\$2,173	\$2,173	\$0	\$0
Madera County Transportation Authority	Avenue 7 Road Rehabilitation	Madera County	\$750	\$341	\$341	\$0	\$0
Transportation Authority of Marin County	Downtown SMART Station Phase 2	SMART/Novato	\$5,214	\$483	\$483	\$0	\$0
Fort Bragg	2020 Maple Street Storm Drain and Street Rehabilitation	Fort Bragg	\$650	\$100	\$100	\$0	\$0
Point Arena	Windy Hollow Road & Riverside Drive Repaving and Drainage Improvements	Point Arena	\$256	\$100	\$100	\$0	\$0
Willits	2019 Asphalt Maintenance	Willits	\$202	\$100	\$100	\$0	\$0
Transportation Agency for Monterey County	Regional Wayfinding Program	TAMC	\$1,931	\$724	\$724	\$0	\$0
Monterey-Salinas Transit District	Bus Replacements	MST	\$1,500	\$241	\$241	\$0	\$0
Truckee	2019 Slurry Seal	Truckee	\$1,058	\$100	\$100	\$0	\$0
Sacramento Transportation Authority	Circulator Bus Service Expansion	RT	\$1,922	\$991			
	ADA Accessibility and Drainage Improvements	Citrus Heights	\$641	\$123			
	2020 Pavement Resurfacing	Elk Grove	\$3,754	\$254			
	East Bidwell Street Widening and Sidewalk	Folsom	\$548	\$123	\$3,304	\$0	\$0
	Sunnise Boulevard Roadway Rehabilitation	Rancho Cordova	\$4,368	\$407			
	Folsom Boulevard Roadway Rehabilitation	Sacramento	\$2,222	\$722			
	Complete Streets Rehabilitation	Sacramento County	\$2,500	\$973			
San Francisco Transportation Authority	Sunset and Parkside Streets Pavement Renovation	SFPW	\$4,972	\$2,340	\$2,007	\$333	\$0
San Joaquin County Transportation Authority	Turner Road Interchange Operational Improvements	Caltrans	\$4,171	\$1,629	\$1,629	\$0	\$0
Sonoma County Transportation Authority	2019 Pedestrian and Surfacing Improvements	Sonoma County	\$1,352	\$551	\$551	\$0	\$0
Sonoma-Marin Area Rail Transit District	SMART Rail Maintenance Equipment Expansion Phase 2	SMART	\$1,486	\$743	\$743	\$0	\$0
Yuba County	Erle Road Rehabilitation	Yuba County	\$678	\$300	\$100	\$200	\$0
Los Angeles County Metropolitan Transportation Authority	West Santa Ana Branch Transit Corridor (WSAB)	LACMTA	\$1,250,200	\$5,441			
	Transit Access Pass (TAP) Bus Farebox Upgrade - Municipal Transit Operators	LACMTA	\$10,000	\$5,000	\$29,973	\$2,666	\$2,473
	Green Line Extension (Redondo Beach-Torrance)	LACMTA	\$1,167,273	\$19,745			
Orange County Transportation Authority	I-5 Improvement, Alicia Parkway - El Toro Road (Segment 3)	Caltrans	\$154,052	\$9,388	\$9,388	\$0	\$0
Riverside County Transportation Commission	I-215/Placentia Avenue Interchange	RCTC	\$76,975	\$7,090	\$7,042	\$48	\$0
Santa Barbara County Local Transportation Authority	Cabrillo Boulevard Pedestrian Improvements	Santa Barbara	\$4,220	\$822			
	Santa Claus Lane Streetscape, Coastal Access Parking and Railroad Crossing	Santa Barbara County	\$8,040	\$500	\$1,322	\$0	\$0
Total Recommended for 2019 Formulaic Program			\$3,283,141	\$83,975	\$72,666	\$13,503	\$2,473

1070

Applicant Agency	No. Projects Proposed		
	Cycle 1 Unprogrammed Shares	Cycle 2 Unprogrammed Shares	Unprogrammed Total Shares
Alameda-Contra Costa Transit District	\$0	\$480	\$480
Alameda County Transportation Commission	\$0	\$3,802	\$3,802
Bay Area Rapid Transit District	\$0	\$845	\$845
City/County Association of Governments of San Mateo County	\$0	\$122	\$122
City of Clearlake	\$0	\$100	\$100
Imperial County Local Transportation Authority	\$1,076	\$556	\$1,632
Merced County Transportation Authority	\$1,253	\$599	\$1,852
Napa Valley Transportation Authority	\$323	\$311	\$634
Nevada City	\$200	\$100	\$300
Stanislaus County Transportation Authority	\$0	\$1,196	\$1,196
Santa Clara County Valley Transportation Authority	\$0	\$4,497	\$4,497
San Mateo County Transportation Authority	\$0	\$840	\$840
San Mateo County Transit District	\$1,757	\$840	\$2,597
Santa Cruz County Regional Transportation Commission	\$0	\$302	\$302
Santa Cruz Metropolitan Transit District	\$0	\$302	\$302
San Bernardino County Transportation Authority	\$0	\$6,339	\$6,339
San Diego County Regional Transportation Commission	\$5,340	\$9,727	\$15,067
Tulare County Transportation Authority	\$0	\$1,387	\$1,387
Total	\$9,949	\$32,345	\$42,294

* Cycle 2 Shares include a \$5 million incentive grant

Memorandum

To: CHAIR AND COMMISSIONERS

CTC Meeting: October 17-18, 2018

Reference No.: 4.6
Action

Published Date: October 5, 2018

From: SUSAN BRANSEN
Executive Director

Prepared By: Christine Gordon
Assistant Deputy Director

Subject: ADOPTION OF THE 2019 LOCAL PARTNERSHIP FORMULAIC PROGRAM OF PROJECTS, RESOLUTION G-18-44

ISSUE:

Should the California Transportation Commission (Commission) adopt the 2019 Local Partnership Formulaic Program of Projects, as recommended by staff?

RECOMMENDATION:

Staff recommends the Commission adopt the 2019 Local Partnership Formulaic Program of Projects, as outlined in the Staff Recommendations (Attachment B).

BACKGROUND:

Enabling Legislation

Senate Bill 1 (Chapter 5, Statutes of 2017), which created the Local Partnership Program, was signed by the Governor on April 28, 2017. Assembly Bill 115 (Chapter 20, Statutes of 2017), signed by the Governor on June 27, 2017, clarified Senate Bill 1 language regarding local and regional transportation agency eligibility and expanded the types of projects eligible for the program. The objective of the Local Partnership Formulaic Program is to reward counties, cities, districts, and regional transportation agencies in which voters have approved fees or taxes solely dedicated to transportation improvements.

Local Partnership Formulaic Program

The 2019 Local Partnership Formulaic Program is funded from \$100 million annually in state funds authorized by Senate Bill 1. The 2019 Local Partnership Formulaic Program only awards funding to those agencies with Commission-adopted shares and committed local matching funds.

Commission staff held a workshop on June 5, 2018, to give jurisdictions an opportunity to review, comment, or request modifications to the 2019 Local Partnership Formulaic Program. At the workshop, Commission staff discussed the proposed amendments to the 2018 Local Partnership Program Guidelines, identified potential jurisdictions eligible for funding shares in subsequent cycles, and discussed the proposed funding share distribution for Fiscal Year 2019-20.

On June 27, 2018 the Commission adopted the 2019 Local Partnership Formulaic Program Share Distribution for Fiscal Year 2019-20. Eligible jurisdictions, outlined in the Share Distribution, submitted project proposals by the August 29, 2018 deadline. On September 11, 2018, the Commission posted the log of proposals to its website.

Commission staff reviewed the project proposals for compliance with the guidelines. Based on a thorough project review and correspondence with applicants, staff drafted and posted recommendations on the program of projects to the Commission's website on September 26, 2018. Through this process, Commission staff ensured applicant agencies had an opportunity to verify, review, and request modifications prior to adoption.

Of the 40 agencies eligible for the program, 22 agencies submitted 33 projects for programming and all 33 projects are recommended for programming. The current program of projects will program a total of \$83.9 million that includes cycle 1 formulaic unprogrammed shares of \$11 million, over Fiscal Year 2019-20.

Eighteen agencies elected not to apply for programming at this time. The Local Partnership Program Guidelines allow all agencies with adopted 2019 formulaic shares to nominate projects for programming through the end of the subsequent cycle (June 2021).

2019 Local Partnership Program Formulaic Program of Projects – Examples

The Local Partnership Program Formulaic Program of projects will include diverse and important transportation projects throughout the state. Examples include:

Contra Costa Transportation Authority

- City of Martinez – *Arnold Drive Sidewalk Gap Closure*. This project will bridge two gaps in pedestrian access along Arnold Drive and provide an ADA accessible route to an existing County Connection Bus Stop. \$100,000 in Local Partnership Formulaic Program Funding is recommended for construction in Fiscal Year 2019-20.

Madera County Transportation Authority

- County of Madera – *Avenue 7 Road Rehabilitation*. This project will rehabilitate a two-mile segment of severely deteriorated major roadway to provide a safer commute for travelers. \$341,000 in Local Partnership Formulaic Program Funding is recommended for construction in Fiscal Year 2019-20.

Sacramento Transportation Authority

- Sacramento Regional Transit District – *Circulator Bus Service Expansion*. This project will provide for the expansion of service throughout the district with the purchase of electric and/or gasoline buses for safe, reliable, and affordable transportation. \$991,000 in Local Partnership Formulaic Program Funding is recommended in Fiscal Year 2019-20.

Riverside County Transportation Commission

- Riverside County Transportation Commission – *I-215/Placentia Avenue Interchange*. This project will provide a new interchange to improve mobility, traffic flow, traffic congestion, and enhance air quality. \$7,090,000 in Local Partnership Formulaic Program Funding is recommended for construction in Fiscal Year 2019-20.

Attachments:

- Attachment A: Resolution G-18-44
- Attachment B: Projects Recommended for Programming



London N. Breed
Mayor

Mohammed Nuru
Director

San Francisco Public Works
1 Dr. Carlton B. Goodlett Pl.
Room 348
San Francisco, CA 94102
tel 415-554-6920

sfpublicworks.org
facebook.com/sfpublicworks
twitter.com/sfpublicworks
twitter.com/mrcleansf

TO: Angela Calvillo, Clerk of the Board of Supervisors
FROM: Mohammed Nuru, Director of Public Works
DATE: February 5, 2019
SUBJECT: Accept and Expend Resolution for State Grant
GRANT TITLE: Senate Bill 1 Local Partnership Program Formulaic Program

Attached please find the original and 1 copy of each of the following:

- Proposed grant resolution; original signed by Department
- Grant information form, including disability checklist
- Grant budget
- Grant application
- SFCTA Resolution programming the SFCTA's share of LPP formulaic funds to SFPW
- CTC Resolution programming LPP formulaic funds to SFPW for Alemany Boulevard Pavement Renovation
- CTC LPP Cycle 2 Approved Programming
- CTC LPP Cycle 1 Alemany Boulevard Allocation

Departmental representative to receive a copy of the adopted resolution:

Name: Elizabeth Ramos Phone: 415-554-4069

Interoffice Mail Address: Public Works, 1155 Market Street, 4th Floor

Certified copy required Yes No

(Note: certified copies have the seal of the City/County affixed and are occasionally required by funding agencies. In most cases ordinary copies without the seal are sufficient).

Senate Bill 1 Local Partnership Program Formulaic Funds State Grant Funds

Summary

San Francisco Public Works requests authorization to accept and expend \$1,750,000 Senate Bill (SB1) Local Partnership Program (LPP) formulaic funds. Public Works will use available formulaic funding for the Alemany Boulevard Pavement Renovation Project.

Background

On April 28, 2017, the Governor of California signed the Road Repair and Accountability Act of 2017, also known as Senate Bill 1, a transportation funding package of more than \$50 billion over the next 10 years that increases funding for local streets and roads, multi-modal improvements, and transit operations in California. \$100 million is appropriated annually through the LPP Formulaic Fund program.

San Francisco Public Works worked with the San Francisco County Transportation Authority (SFCTA) to request formulaic funding for Public Works' street resurfacing projects. On January 31, 2018, the California Transportation Commission (CTC) adopted and programmed \$2,083,000 in FY2018-2019 LPP Formulaic Program funds for Alemany Boulevard Pavement Renovation. On October 17, 2018, CTC reprogrammed \$333,000 in FY2018-2019 LPP Formulaic Program funds from Alemany Boulevard to Sunset and Parkside Streets Pavement Renovation based on lower project costs.

For questions, please contact Elizabeth Ramos, San Francisco Public Works Capital Budget Analyst at (415) 554-4069.

OFFICE OF THE MAYOR
SAN FRANCISCO



LONDON N. BREED
MAYOR

TO: Angela Calvillo, Clerk of the Board of Supervisors
FROM: Kanishka Karunaratne Cheng *KKC*
RE: Accept and Expend Grant – California State Senate Bill 1 Local
Partnership Program – Alemany Boulevard Pavement Renovation -
\$1,750,000
DATE: February 26, 2019

Resolution authorizing the acceptance and expenditure of California State Senate Bill 1 Local Partnership Program formulaic funding in the amount of \$1,750,000 for San Francisco Public Works' Alemany Boulevard Pavement Renovation project.

Please note that Supervisor Safai is a co-sponsor of this legislation.

Should you have any questions, please contact Kanishka Karunaratne Cheng at 415-554-6696.

RECEIVED
BOARD OF SUPERVISORS
SAN FRANCISCO
2019 FEB 26 PM 2:01