



City and County of San Francisco

Proposed Consolidated Budget and Annual Appropriation Ordinance

FISCAL YEAR ENDING JUNE 30, 2011 and
FISCAL YEAR ENDING JUNE 30, 2012 for the

SAN FRANCISCO INTERNATIONAL AIRPORT, MUNICIPAL
TRANSPORTATION AGENCY, PORT COMMISSION, and PUBLIC
UTILITIES COMMISSION

File No. 100700

Ordinance 162-10

Gavin Newsom, Mayor



Ben Rosenfield
Controller

Monique Zmuda
Deputy Controller

**PROPOSED CONSOLIDATED BUDGET AND ANNUAL
APPROPRIATION**

ORDINANCE FOR

FISCAL YEAR ENDING JUNE 30, 2011

and

**FISCAL YEAR ENDING JUNE 30, 2012 FOR THE SAN FRANCISCO
INTERNATIONAL AIRPORT, MUNICIPAL TRANSPORTATION
AGENCY, PORT COMMISSION and PUBLIC UTILITIES COMMISSION**

The Interim Consolidated Budget and Annual Appropriation Ordinance and its accompanying schedules are produced by the Controller's Budget Office. Upon approval, this is the document that is the legal authority for the City to spend funds during the fiscal year.

This document contains information on the sources and uses of selected City funds detailed by department and by program. Additional schedules summarize selected City revenues and expenditures by service area, department and fund. Please see the table of contents for a complete list of the information contained in this document.

Copies of this document are distributed to all city libraries and on the City's Controller website (<http://www.sfgov.org/site/controller>). They may also be viewed at the following City Hall offices:

Mayor's Office of Public Policy and Finance
1 Dr. Carlton B. Goodlett Place, Room 288

Controller's Office
1 Dr. Carlton B. Goodlett Place, Room 316

Clerk of the Board of Supervisors
1 Dr. Carlton B. Goodlett Place, Room 244

If you would like additional copies or need further information, please call the Controller's Budget Office at (415) 554-7500.

Table of Contents

	<u>Page</u>
Annual Appropriation Ordinance (Sections 1 & 2)	7
Consolidated Schedule of Sources and Uses	10
Sources of Funds by Service Area and Department	14
Sources of Funds	18
Uses of Funds	24
Positions by Service Area & Department	28
Major Fund Budgetary Recap	33
 Appropriation Detail by Department:	
A	
SCI ACADEMY OF SCIENCES	36
ADP ADULT PROBATION	38
AIR AIRPORT	41
ART ARTS COMMISSION	55
AAM ASIAN ART MUSEUM	59
ASR ASSESSOR / RECORDER	61
 B	
PAB BOARD OF APPEALS	64
BOS BOARD OF SUPERVISORS	66
DBI BUILDING INSPECTION	68
 C	
CSS CHILD SUPPORT SERVICES	73
CFC CHILDREN AND FAMILIES COMMISSION	75
CHF CHILDREN, YOUTH & THEIR FAMILIES	77
CAT CITY ATTORNEY	82
CPC CITY PLANNING	85
CSC CIVIL SERVICE	89
CON CONTROLLER	91
USD COUNTY EDUCATION OFFICE	95
 D	
DAT DISTRICT ATTORNEY	96
 E	
ECN ECONOMIC & WORKFORCE DEVELOPMENT	100
REG ELECTIONS	103
ECD EMERGENCY MANAGEMENT	105
ENV ENVIRONMENT	108
ETH ETHICS	112
 F	
FAM FINE ARTS MUSEUM	114
FIR FIRE DEPARTMENT	116

Table of Contents

	<u>Page</u>
G	
GEN GENERAL CITY RESPONSIBILITY	120
UNA GENERAL FUND UNALLOCATED	123
ADM GENERAL SERVICES AGENCY - CITY ADMINISTRATOR	125
DPW GENERAL SERVICES AGENCY - PUBLIC WORKS	133
TIS GENERAL SERVICES AGENCY - TECHNOLOGY	142
H	
HSS HEALTH SERVICE SYSTEM	147
HRD HUMAN RESOURCES	149
HRC HUMAN RIGHTS	153
DSS HUMAN SERVICES AGENCY	156
J	
JUV JUVENILE PROBATION	164
L	
LLB LAW LIBRARY	167
M	
MYR MAYOR	169
MTA MUNICIPAL TRANSPORTATION AGENCY	173
P	
POL POLICE	181
PRT PORT	187
PDR PUBLIC DEFENDER	192
DPH PUBLIC HEALTH	194
LIB PUBLIC LIBRARY	209
PUC PUBLIC UTILITIES	212
R	
REC RECREATION AND PARK	220
RNT RENT ARBITRATION BOARD	229
RET RETIREMENT SYSTEM	231
S	
SHF SHERIFF	233
WOM STATUS OF WOMEN	237
CRT SUPERIOR COURT	239
T	
TTX TREASURER / TAX COLLECTOR	241
W	
WAR WAR MEMORIAL	245
Detail of Reserves	251
Administrative Provisions	256
Municipal Transportation Agency Fares	283
Statement of Bond Redemption and Interest	286

FILE NO. _____ ORDINANCE NO. _____

**AN ORDINANCE APPROPRIATING ALL ESTIMATED RECEIPTS
AND ALL ESTIMATED EXPENDITURES FOR THE
CITY AND COUNTY OF SAN FRANCISCO
FOR THE FISCAL YEAR ENDING JUNE 30, 2011**

and

**FOR FISCAL YEARS ENDING JUNE 30, 2011 AND JUNE 30, 2012 FOR THE SAN
FRANCISCO INTERNATIONAL AIRPORT, MUNICIPAL TRANSPORTATION AGENCY,
PORT COMMISSION, and PUBLIC UTILITIES COMMISSION**

BE IT ORDAINED BY THE PEOPLE OF THE CITY AND COUNTY OF SAN FRANCISCO

SECTION 1. The several amounts of estimated receipts, income, prior-year fund balance, prior-year reserves, de-appropriations, and revenue enumerated herein are hereby appropriated to the several funds and departments indicated in this ordinance for the purpose of meeting appropriations herein provided.

SECTION 2. The several amounts of proposed expenditures are hereby appropriated to the several funds and departments as enumerated herein. Each department for which an expenditure appropriation is herein made is hereby authorized to use, in the manner provided by the law, the amounts so appropriated for the purposes specified in this appropriation ordinance.

CONSOLIDATED SCHEDULE OF SOURCES AND USES

Consolidated Schedule of Sources and Uses
All Funds

Sources of Funds	General Fund	Non-General Fund	Total
Prior Year Fund Balance	64,030,393	107,333,266	171,363,659
Prior Year Reserves	19,633,338	60,000	19,693,338
Regular Revenues	2,755,724,434	3,535,625,590	6,291,350,024
Transfers	114,829,373	(114,829,373)	0
Total Sources of Funds	2,954,217,538	3,528,189,483	6,482,407,021

Uses of Funds	General Fund	Non-General Fund	Total
Regular Expenditures:			
Gross Expenditures	2,615,282,806	4,321,738,001	6,937,020,807
Less Interdepartmental Recoveries	(163,643,753)	(724,076,861)	(887,720,614)
Net Regular Expenditures	2,451,639,053	3,597,661,140	6,049,300,193
General Fund Contribution Transfer	422,169,060	(422,169,060)	0
Capital Projects	18,117,940	290,186,385	308,304,325
Facilities Maintenance	8,610,485	25,820,208	34,430,693
Reserves	53,681,000	36,690,810	90,371,810
Total Uses of Funds	2,954,217,538	3,528,189,483	6,482,407,021

Consolidated Schedule of Sources and Uses

All Funds

Sources of Funds	General Fund	General Fund Supported	Self Supporting	Total
Prior Year Fund Balance	64,030,393	0	107,333,266	171,363,659
Prior Year Reserves	19,633,338	0	60,000	19,693,338
Regular Revenues	2,755,724,434	873,924,751	2,661,700,839	6,291,350,024
Transfers	114,829,373	(76,929,403)	(37,899,970)	0
Total Sources of Funds	2,954,217,538	796,995,348	2,731,194,135	6,482,407,021

Uses of Funds	General Fund	General Fund Supported	Self Supporting	Total
Regular Expenditures:				
Gross Expenditures	2,615,282,806	875,445,921	3,446,292,080	6,937,020,807
Less Interdepartmental Recoveries	(163,643,753)	(4,533,127)	(719,543,734)	(887,720,614)
Net Regular Expenditures	2,451,639,053	870,912,794	2,726,748,346	6,049,300,193
General Fund Contribution Transfer	422,169,060	(89,288,446)	(332,880,614)	0
Capital Projects	18,117,940	13,371,000	276,815,385	308,304,325
Facilities Maintenance	8,610,485	2,000,000	23,820,208	34,430,693
Reserves	53,681,000	0	36,690,810	90,371,810
Total Uses of Funds	2,954,217,538	796,995,348	2,731,194,135	6,482,407,021

For FY 2010-11, General Fund Supported Funds include: the Convention Facility Fund, the Cultural and Recreation Film Fund, the Gas Tax Fund, the Golf Fund, the Grants Fund, the General Hospital Fund, and the Laguna Honda Hospital Fund.

For FY 2010-11, Self Supported Funds include: Airport, Health Service System, Municipal Transportation Agency, Board of Appeals, Port, Public Utilities Commission, Retirement System, Rent Arbitration Board.

**SOURCES OF FUNDS BY SERVICE AREA
AND DEPARTMENT**

Sources of Funds by Service Area and Department

Department	Departmental Revenue and Recoveries	Allocated General Fund Support	Total Departmental Sources
01: PUBLIC PROTECTION			
ADP ADULT PROBATION	1,608,813	10,817,483	12,426,296
CRT SUPERIOR COURT	4,851,774	33,996,873	38,848,647
DAT DISTRICT ATTORNEY	7,273,243	32,158,974	39,432,217
ECD DEPARTMENT OF EMERGENCY MANAGEMENT	1,920,514	40,020,442	41,940,956
FIR FIRE DEPARTMENT	95,272,903	195,646,611	290,919,514
JUV JUVENILE PROBATION	5,999,713	26,922,133	32,921,846
PDR PUBLIC DEFENDER	119,034	23,949,040	24,068,074
POL POLICE	98,449,599	348,091,422	446,541,021
SHF SHERIFF	22,777,306	141,123,851	163,901,157
TOTAL PUBLIC PROTECTION	238,272,899	852,726,829	1,090,999,728
02: PUBLIC WORKS, TRANSPORTATION & COMMERCE			
AIR AIRPORT COMMISSION	749,285,170	0	749,285,170
DBI DEPARTMENT OF BUILDING INSPECTION	43,995,625	0	43,995,625
DPW GENERAL SERVICES AGENCY - PUBLIC WORKS	140,619,550	22,383,794	163,003,344
ECN ECONOMIC AND WORKFORCE DEVELOPMENT	10,270,339	6,533,671	16,804,010
MTA MUNICIPAL TRANSPORTATION AGENCY	572,548,116	174,990,000	747,538,116
PAB BOARD OF APPEALS	931,227	0	931,227
PRT PORT	73,393,119	0	73,393,119
PUC PUBLIC UTILITIES COMMISSION	727,632,000	0	727,632,000
TOTAL PUBLIC WORKS, TRANSPORTATION & COMMERCE	2,318,675,146	203,907,465	2,522,582,611
03: HUMAN WELFARE & NEIGHBORHOOD DEVELOPMENT			
CFC CHILDREN AND FAMILIES COMMISSION	14,845,312	14,654,000	29,499,312
CHF CHILDREN; YOUTH & THEIR FAMILIES	88,552,718	20,615,307	109,168,025
CSS CHILD SUPPORT SERVICES	14,491,493	0	14,491,493
DSS HUMAN SERVICES	462,126,378	200,423,929	662,550,307
ENV ENVIRONMENT	13,655,242	0	13,655,242

Sources of Funds by Service Area and Department

Department		Departmental Revenue and Recoveries	Allocated General Fund Support	Total Departmental Sources
03: HUMAN WELFARE & NEIGHBORHOOD DEVELOPMENT				
HRC	HUMAN RIGHTS COMMISSION	5,644,336	403,315	6,047,651
RNT	RENT ARBITRATION BOARD	5,491,984	0	5,491,984
USD	COUNTY EDUCATION OFFICE	0	77,236	77,236
WOM	DEPARTMENT OF THE STATUS OF WOMEN	400,000	3,255,605	3,655,605
TOTAL HUMAN WELFARE & NEIGHBORHOOD DEVELOPMENT		605,207,463	239,429,392	844,636,855
04: COMMUNITY HEALTH				
DPH	PUBLIC HEALTH	1,208,913,901	233,501,877	1,442,415,778
TOTAL COMMUNITY HEALTH		1,208,913,901	233,501,877	1,442,415,778
05: CULTURE & RECREATION				
AAM	ASIAN ART MUSEUM	3,132,984	4,197,218	7,330,202
ART	ARTS COMMISSION	5,585,153	4,383,021	9,968,174
FAM	FINE ARTS MUSEUM	9,270,662	4,356,839	13,627,501
LIB	PUBLIC LIBRARY	39,744,121	44,068,552	83,812,673
LLB	LAW LIBRARY	0	731,360	731,360
REC	RECREATION AND PARK COMMISSION	92,817,141	34,442,272	127,259,413
SCI	ACADEMY OF SCIENCES	1,208,000	3,031,574	4,239,574
WAR	WAR MEMORIAL	26,914,547	0	26,914,547
TOTAL CULTURE & RECREATION		178,672,608	95,210,836	273,883,444
06: GENERAL ADMINISTRATION & FINANCE				
ADM	GENERAL SERVICES AGENCY - CITY ADMIN	202,369,363	32,578,186	234,947,549
ASR	ASSESSOR / RECORDER	3,310,649	15,125,631	18,436,280
BOS	BOARD OF SUPERVISORS	380,250	10,208,831	10,589,081
CAT	CITY ATTORNEY	56,086,893	7,237,610	63,324,503
CON	CONTROLLER	21,778,230	11,559,605	33,337,835
CPC	CITY PLANNING	22,560,627	1,422,507	23,983,134

Sources of Funds by Service Area and Department

Department	Departmental Revenue and Recoveries	Allocated General Fund Support	Total Departmental Sources
06: GENERAL ADMINISTRATION & FINANCE			
CSC CIVIL SERVICE COMMISSION	310,000	494,112	804,112
ETH ETHICS COMMISSION	78,000	4,106,913	4,184,913
HRD HUMAN RESOURCES	62,238,443	9,335,518	71,573,961
HSS HEALTH SERVICE SYSTEM	6,231,582	0	6,231,582
MYR MAYOR	9,030,195	4,550,945	13,581,140
REG ELECTIONS	4,119,517	5,787,256	9,906,773
RET RETIREMENT SYSTEM	19,712,387	0	19,712,387
TIS GENERAL SERVICES AGENCY - TECHNOLOGY	77,634,652	1,344,035	78,978,687
TTX TREASURER/TAX COLLECTOR	15,615,003	11,395,929	27,010,932
TOTAL GENERAL ADMINISTRATION & FINANCE	501,455,791	115,147,078	616,602,869
07: GENERAL CITY RESPONSIBILITIES			
GEN GENERAL CITY RESPONSIBILITY	227,225,911	326,812,185	554,038,096
UNA GENERAL FUND UNALLOCATED	2,066,735,662	(2,066,735,662)	0
TOTAL GENERAL CITY RESPONSIBILITIES	2,293,961,573	(1,739,923,477)	554,038,096
Gross Total Sources of Funds	7,345,159,381		7,345,159,381
Less Citywide Transfer Adjustments	(240,248,594)		(240,248,594)
Less Interdepartmental Recoveries	(622,503,766)		(622,503,766)
Net Total Sources of Funds	6,482,407,021		6,482,407,021

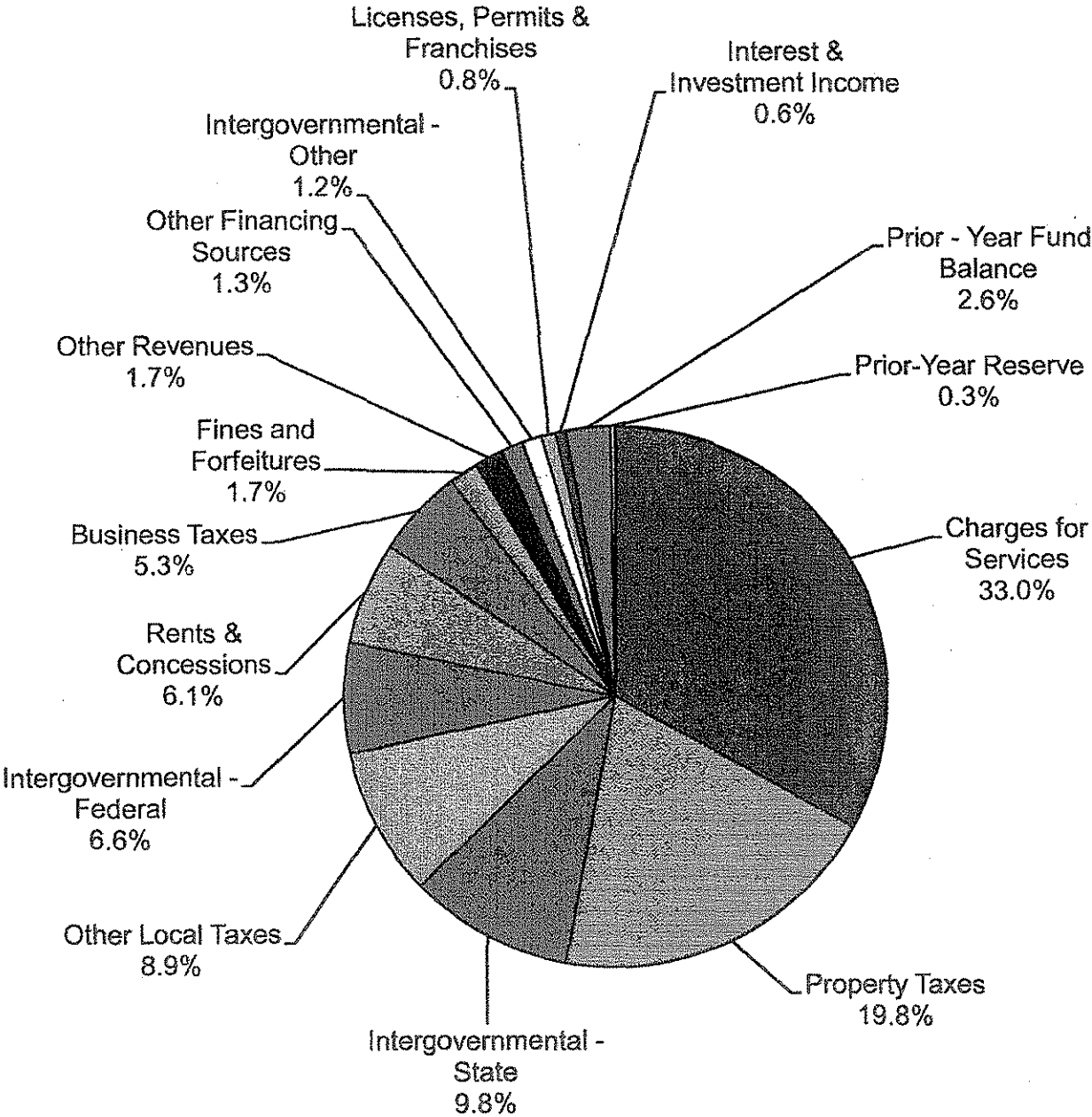
SOURCES OF FUNDS

ALL FUNDS

Sorted by Size

Sources of Funds	FY 2010-2011	
	Proposed Budget	% of Total
Charges for Services	\$ 2,141,369,558	33.0%
Property Taxes	1,286,059,591	19.8%
Intergovernmental - State	633,748,729	9.8%
Other Local Taxes	579,505,134	8.9%
Intergovernmental - Federal	429,798,517	6.6%
Rents & Concessions	398,238,529	6.1%
Business Taxes	343,250,000	5.3%
Fines and Forfeitures	112,552,977	1.7%
Other Revenues	109,830,479	1.7%
Other Financing Sources	84,365,988	1.3%
Intergovernmental - Other	79,051,617	1.2%
Licenses, Permits & Franchises	54,802,091	0.8%
Interest & Investment Income	38,776,814	0.6%
Regular Revenues	\$ 6,291,350,024	97.1%
Prior - Year Fund Balance	171,363,659	2.6%
Prior-Year Reserve	19,693,338	0.3%
Total Sources	\$ 6,482,407,021	100.0%

Sources of Funds - All Funds

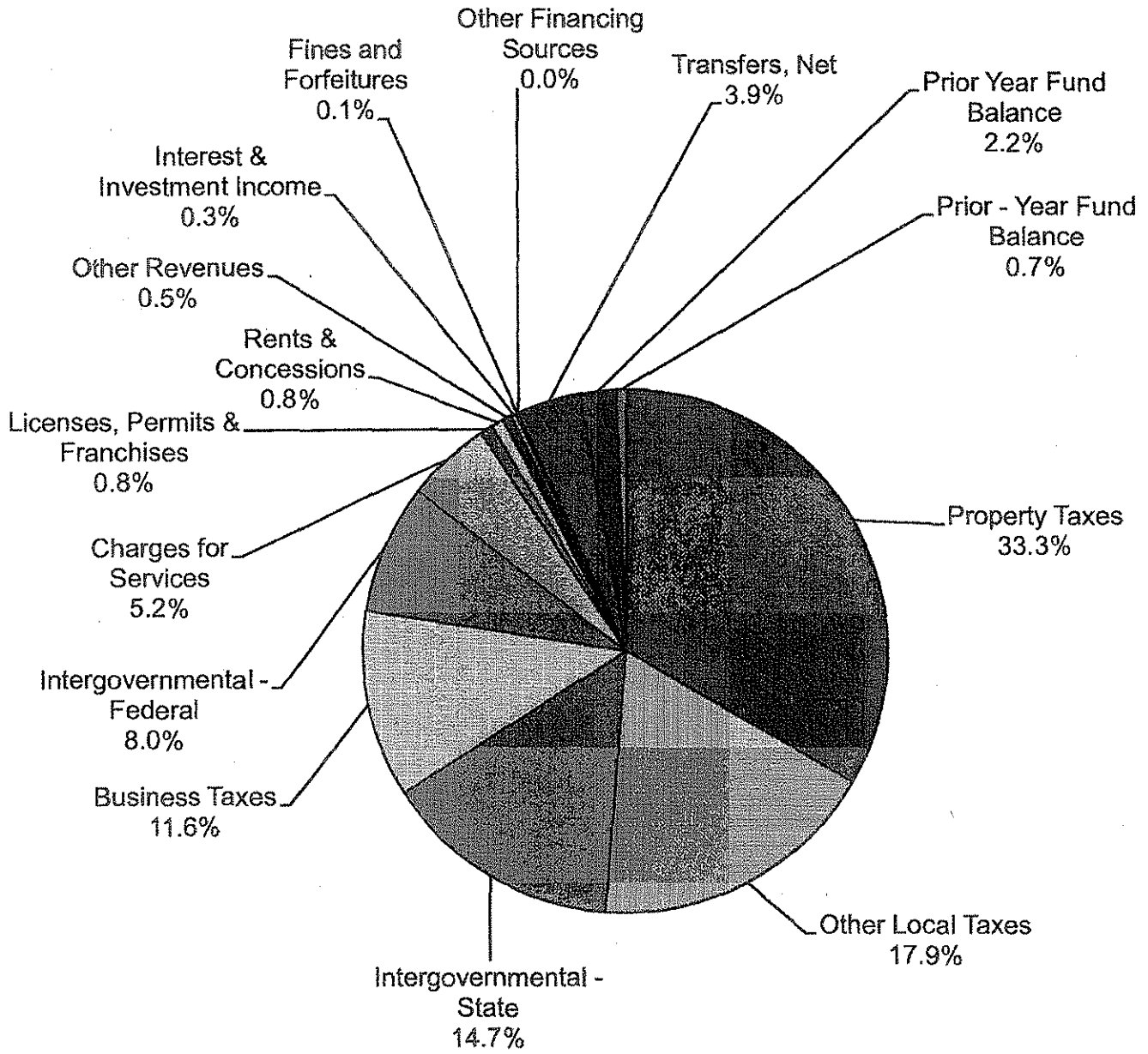


GENERAL FUND

Sorted by Size

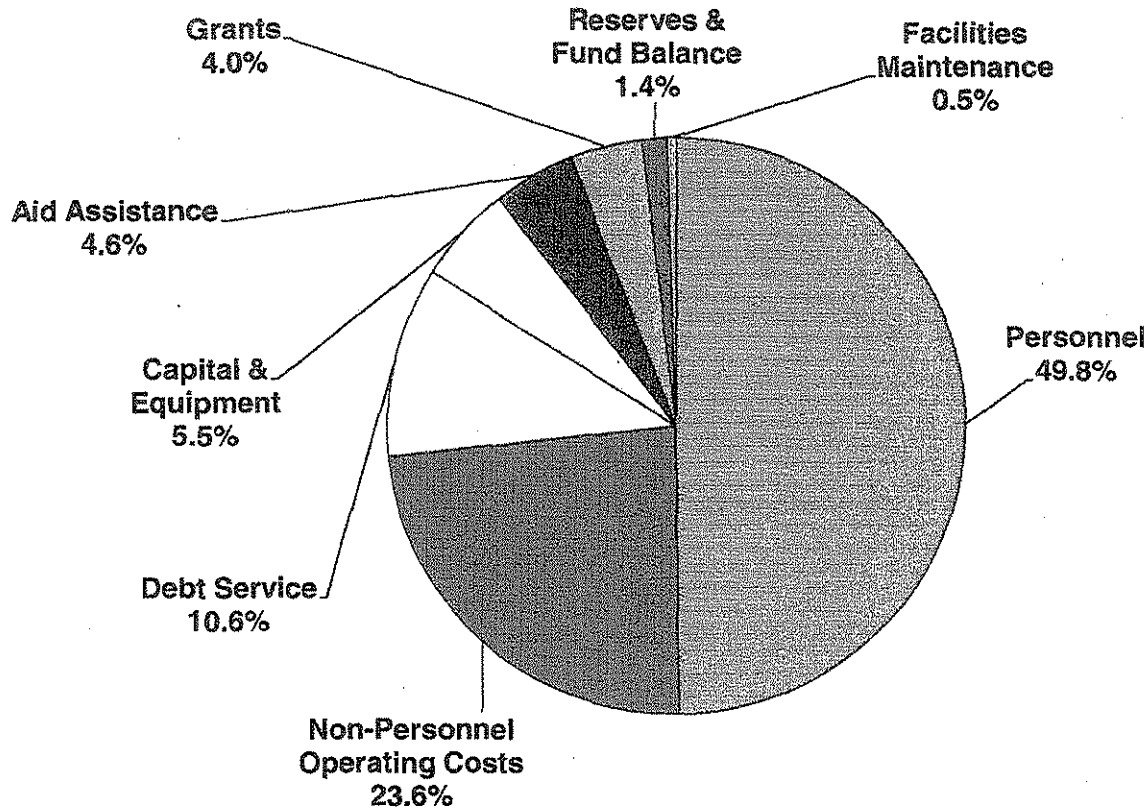
Sources of Funds	FY 2010-2011	
	Proposed Budget	% of Total
Property Taxes	\$ 984,523,389	33.3%
Other Local Taxes	528,469,934	17.9%
Intergovernmental - State	433,215,888	14.7%
Business Taxes	342,350,000	11.6%
Intergovernmental - Federal	236,416,505	8.0%
Charges for Services	154,462,374	5.2%
Licenses, Permits & Franchises	23,242,394	0.8%
Rents & Concessions	22,868,679	0.8%
Other Revenues	16,056,649	0.5%
Interest & Investment Income	9,539,586	0.3%
Fines and Forfeitures	3,794,036	0.1%
Other Financing Sources	785,000	0.0%
Regular Revenues	\$ 2,755,724,434	93.3%
Transfers, Net	114,829,373	3.9%
Prior Year Fund Balance	64,030,393	2.2%
Prior Year Reserves	19,633,338	0.7%
Total Sources	\$ 2,954,217,538	100.0%

Sources of Funds - General Fund



USES OF FUNDS

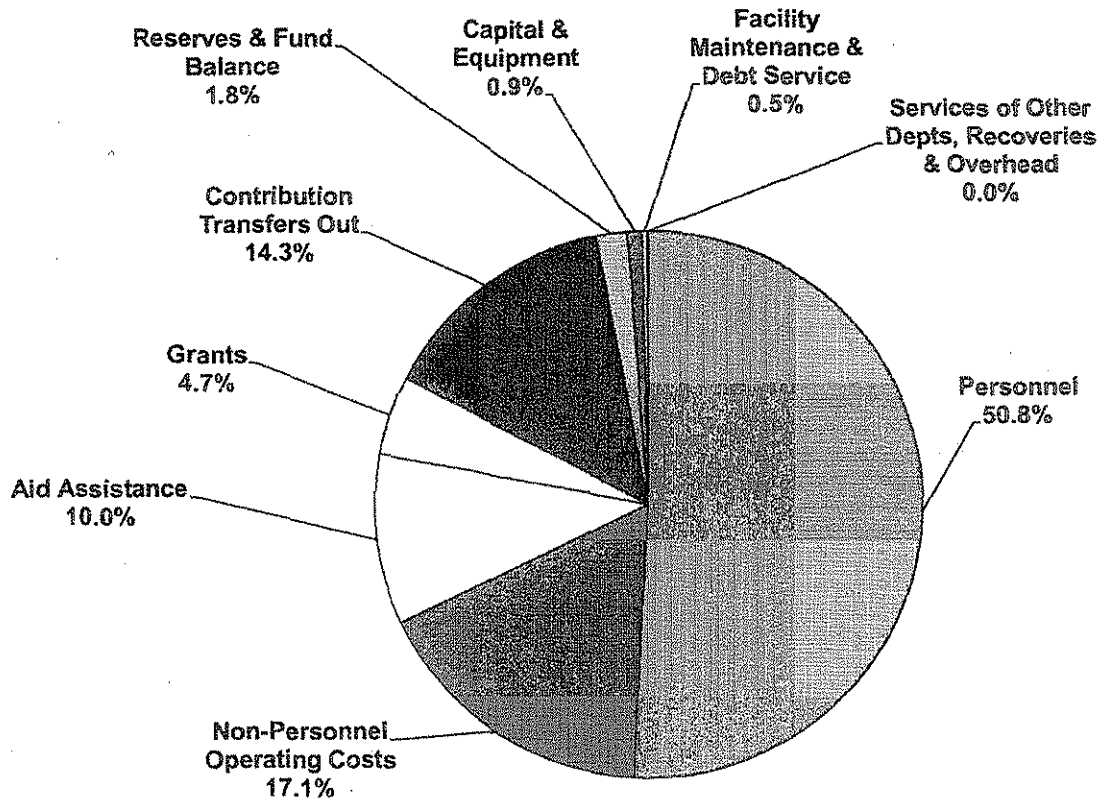
Uses of Funds - All Funds



Type of Use	Gross		Net of Recoveries	
	FY 2010-11 Proposed Budget	% of Total	FY 2010-11 Proposed Budget	% of Total
Personnel - Salaries & Wages	\$ 2,363,455,371	36.5%	\$ 2,278,772,201	35.2%
Personnel - Fringe Benefits	983,806,370	15.2%	948,556,353	14.6%
Personnel - Subtotal	\$ 3,347,261,741	51.6%	\$ 3,227,328,554	49.8%
Non-Personnel Operating Costs	1,583,536,336	24.4%	1,526,797,851	23.6%
Debt Service	689,455,826	10.6%	689,455,826	10.6%
Capital & Equipment	356,416,080	5.5%	356,416,080	5.5%
Aid Assistance	296,851,204	4.6%	296,851,204	4.6%
Grants	260,755,003	4.0%	260,755,003	4.0%
Reserves & Fund Balance	90,371,810	1.4%	90,371,810	1.4%
Facilities Maintenance	34,430,693	0.5%	34,430,693	0.5%
Services of Other Depts, Recoveries & Ov	(176,671,672)	-2.7%	-	0.0%
Grand Total	\$ 6,482,407,021	100.0%	\$ 6,482,407,021	100.0%

Personnel - Salaries & Wages	\$ 91,374	70.6%
Personnel - Fringe Benefits	38,035	29.4%
Personnel - Subtotal	\$ 129,409	100.0%

Uses of Funds - General Fund



Type of Use	Gross		Net of Recoveries	
	FY 2010-11 Proposed Budget	% of Total	FY 2010-11 Proposed Budget	% of Total
Personnel - Salaries & Wages	\$ 1,138,869,745	38.6%	\$ 1,090,619,584	36.9%
Personnel - Fringe Benefits	427,544,507	14.5%	409,430,854	13.9%
Personnel - Subtotal	\$ 1,566,414,252	53.0%	\$ 1,500,050,439	50.8%
Non-Personnel Operating Costs	528,008,527	17.9%	505,638,544	17.1%
Aid Assistance	296,851,204	10.0%	296,851,204	10.0%
Grants	138,328,539	4.7%	138,328,539	4.7%
Contribution Transfers Out	422,169,060	14.3%	422,169,060	14.3%
Reserves & Fund Balance	53,681,000	1.8%	53,681,000	1.8%
Capital & Equipment	26,325,614	0.9%	26,325,614	0.9%
Facilities Maintenance	8,610,485	0.3%	8,610,485	0.3%
Debt Service	2,562,653	0.1%	2,562,653	0.1%
Services of Other Depts, Recoveries & Overhead	(88,733,796)	-3.0%	-	0.0%
Grand Total	\$ 2,954,217,538	100.0%	\$ 2,954,217,538	100.0%

**POSITIONS BY MAJOR SERVICE AREA
AND DEPARTMENT**

Funded Positions, Grand Recap by Major Service Area and Department Title

Department	2008-2009 Budget	2009-2010 Budget	2010-2011 Budget	Change From 2009-2010	Pct Change
Service Area: 01 PUBLIC PROTECTION					
ADULT PROBATION	101.65	101.32	103.06	1.74	1.7%
DEPARTMENT OF EMERGENCY MANAGEMENT	227.93	244.40	231.07	(13.33)	(5.5%)
DISTRICT ATTORNEY	261.29	240.89	242.34	1.45	0.6%
FIRE DEPARTMENT	1,602.03	1,532.25	1,513.43	(18.82)	(1.2%)
JUVENILE PROBATION	246.23	243.78	235.83	(7.95)	(3.3%)
POLICE	2,948.83	2,756.34	2,696.89	(59.45)	(2.2%)
PUBLIC DEFENDER	159.35	150.77	151.22	0.45	0.3%
SHERIFF	1,016.15	1,047.92	955.98	(91.94)	(8.8%)
Service Area: 01 TOTAL	6,563.46	6,317.67	6,129.82	(187.85)	(3.0%)
Service Area: 02 PUBLIC WORKS, TRANSPORTATION & COMMERCE					
AIRPORT COMMISSION	1,247.50	1,232.56	1,300.32	67.76	5.5%
BOARD OF APPEALS	5.41	5.00	5.00	0	0.0%
DEPARTMENT OF BUILDING INSPECTION	284.26	205.05	229.00	23.95	11.7%
ECONOMIC AND WORKFORCE DEVELOPMENT	53.26	56.44	53.99	(2.45)	(4.3%)
GENERAL SERVICES AGENCY - PUBLIC WORKS	1,030.24	821.52	795.67	(25.85)	(3.1%)
MUNICIPAL TRANSPORTATION AGENCY	4,533.85	4,366.56	4,074.68	(291.88)	(6.7%)
PORT	215.94	215.05	216.99	1.94	0.9%
PUBLIC UTILITIES COMMISSION	1,580.19	1,549.40	1,591.87	42.47	2.7%
Service Area: 02 TOTAL	8,950.65	8,451.58	8,267.52	(184.06)	(2.2%)
Service Area: 03 HUMAN WELFARE & NEIGHBORHOOD DEVELOPMENT					
CHILD SUPPORT SERVICES	123.35	116.70	110.27	(6.43)	(5.5%)
CHILDREN AND FAMILIES COMMISSION	16.00	16.00	16.33	0.33	2.1%
CHILDREN; YOUTH & THEIR FAMILIES	34.37	33.87	30.88	(2.99)	(8.8%)
COUNTY EDUCATION OFFICE	0.99	0.99	0.99	0	0.0%
DEPARTMENT OF THE STATUS OF WOMEN	6.02	5.15	5.33	0.18	3.5%
ENVIRONMENT	58.58	55.97	57.35	1.38	2.5%

Funded Positions, Grand Recap by Major Service Area and Department Title

Department	2008-2009 Budget	2009-2010 Budget	2010-2011 Budget	Change From 2009-2010	Pct Change
Service Area: 03 HUMAN WELFARE & NEIGHBORHOOD DEVELOPMENT					
HUMAN RIGHTS COMMISSION	40.73	38.81	33.87	(4.94)	(12.7%)
HUMAN SERVICES	1,810.13	1,661.77	1,690.43	28.66	1.7%
RENT ARBITRATION BOARD	29.03	28.92	28.94	0.02	0.1%
Service Area: 03 TOTAL	2,119.20	1,958.18	1,974.39	16.21	0.8%
Service Area: 04 COMMUNITY HEALTH					
PUBLIC HEALTH	6,022.87	5,837.96	5,581.10	(256.86)	(4.4%)
Service Area: 04 TOTAL	6,022.87	5,837.96	5,581.10	(256.86)	(4.4%)
Service Area: 05 CULTURE & RECREATION					
ACADEMY OF SCIENCES	15.40	12.53	13.46	0.93	7.4%
ARTS COMMISSION	21.72	19.41	19.05	(0.36)	(1.9%)
ASIAN ART MUSEUM	53.74	53.93	39.25	(14.68)	(27.2%)
FINE ARTS MUSEUM	108.88	110.47	67.73	(42.74)	(38.7%)
LAW LIBRARY	3.00	3.00	3.00	0	0.0%
PUBLIC LIBRARY	649.30	649.31	649.41	0.10	0.0%
RECREATION AND PARK COMMISSION	918.65	898.36	853.51	(44.85)	(5.0%)
WAR MEMORIAL	96.82	62.56	63.07	0.51	0.8%
Service Area: 05 TOTAL	1,867.51	1,809.57	1,708.48	(101.09)	(5.6%)
Service Area: 06 GENERAL ADMINISTRATION & FINANCE					
ASSESSOR / RECORDER	128.02	130.51	137.97	7.46	5.7%
BOARD OF SUPERVISORS	64.49	63.42	62.40	(1.02)	(1.6%)
CITY ATTORNEY	317.97	305.80	301.61	(4.19)	(1.4%)
CITY PLANNING	157.38	149.35	146.32	(3.03)	(2.0%)
CIVIL SERVICE COMMISSION	5.85	5.85	5.76	(0.09)	(1.5%)
CONTROLLER	197.59	180.32	195.18	14.86	8.2%
ELECTIONS	38.07	55.02	42.54	(12.48)	(22.7%)

Funded Positions, Grand Recap by Major Service Area and Department Title

Department	2008-2009 Budget	2009-2010 Budget	2010-2011 Budget	Change From 2009-2010	Pct Change
Service Area: 06 GENERAL ADMINISTRATION & FINANCE					
ETHICS COMMISSION	18.55	17.91	17.48	(0.43)	(2.4%)
GENERAL SERVICES AGENCY - CITY ADMIN	539.09	647.08	573.19	(73.89)	(11.4%)
GENERAL SERVICES AGENCY - TECHNOLOGY	265.21	251.99	216.96	(35.03)	(13.9%)
HEALTH SERVICE SYSTEM	34.83	35.09	34.99	(0.10)	(0.3%)
HUMAN RESOURCES	144.06	138.18	119.61	(18.57)	(13.4%)
MAYOR	54.83	48.56	41.94	(6.62)	(13.6%)
RETIREMENT SYSTEM	99.46	96.87	97.71	0.84	0.9%
TREASURER/TAX COLLECTOR	212.47	220.48	210.81	(9.67)	(4.4%)
Service Area: 06 TOTAL	2,277.87	2,346.43	2,204.47	(141.96)	(6.1%)
Report Grand Total	27,801.56	26,721.39	25,865.78	(855.61)	(3.2%)

MAJOR FUND BUDGETARY RECAP

City and County of San Francisco
Major Fund Budgetary Recap
(in Thousands of Dollars)

Governmental Funds

	General Fund	Special Revenue	Capital Project	Debt Service	Enterprise	Internal Service	Other Agency/Trust	Total All Funds
Sources								
Prior Year Fund Balance - 6/30/10 (est.)	64,030	14,958	6,911	0	81,882	3,473	110	171,364
Prior Year Reserves	19,633	60	0	0	0	0	0	19,693
Prior Year Sources	83,664	15,018	6,911	0	81,882	3,473	110	191,057
Property Taxes	984,523	109,557	0	191,979	0	0	0	1,286,060
Other Local Taxes	528,470	51,035	0	0	0	0	0	579,505
Business Taxes	342,350	900	0	0	0	0	0	343,250
Rents & Concessions	22,869	28,366	1,800	0	344,268	14	921	398,239
Fines and Forfeitures	3,794	3,989	0	0	104,770	0	0	112,553
Interest & Investment Income	9,540	1,819	1,200	0	25,853	0	365	38,777
Licenses, Permits & Franchises	23,242	8,810	0	0	22,750	0	0	54,802
Intergovernmental - State	433,216	86,894	4,172	750	108,717	0	0	633,749
Intergovernmental - Federal	236,417	117,464	4,123	0	71,795	0	0	429,799
Intergovernmental - Other	0	405	0	0	78,647	0	0	79,052
Charges for Services	154,462	80,500	0	0	1,906,407	0	0	2,141,370
Other Revenues	16,057	3,546	2,211	0	68,402	0	19,615	109,830
Other Financing Sources	785	0	53,365	0	16,527	13,689	0	84,366
Subtotal Current Year Sources	2,755,724	493,285	66,871	192,729	2,748,136	13,703	20,902	6,291,350
Transfers In	114,829	119,104	0	7,521	363,789	0	0	605,244
Total Available Sources	2,954,218	627,407	73,781	200,250	3,193,807	17,176	21,011	7,087,651
Uses								
Public Works, Transportation & Commerce	26,861	93,698	42,252	0	2,134,289	0	0	2,297,099
Community Health	498,914	108,794	0	0	799,710	0	0	1,407,418
Public Protection	960,647	25,909	0	0	62,268	0	0	1,048,823
Human Welfare & Neighborhood Dev	636,798	160,307	0	0	0	0	20	797,125
General City Responsibilities	118,519	0	0	200,250	0	13,689	0	332,458

City and County of San Francisco
Major Fund Budgetary Recap
(in Thousands of Dollars)

Governmental Funds

	General Fund	Special Revenue	Capital Project	Debt Service	Enterprise	Internal Service	Other Agency/Trust	Total All Funds
Culture & Recreation	96,182	153,301	18,411	0	0	0	1,884	269,777
General Administration & Finance	169,128	70,084	6,208	0	0	3,487	19,107	268,015
Subtotal Current Year Uses	2,507,048	612,092	66,871	200,250	2,996,267	17,176	21,011	6,420,716
Transfers Out	422,169	14,276	6,911	0	160,849	0	0	604,205
Total Proposed Uses	2,929,218	626,369	73,781	200,250	3,157,116	17,176	21,011	7,024,921
Fund Balance - 6/30/11 (est.)	25,000	1,039	0	0	36,691	0	0	62,729

Note: Transfers In and Out shown gross on this budgetary recap, whereas the Consolidated Summary of the AAO shows only Contribution Transfers gross and Operating Transfers net.

APPROPRIATION DETAIL

Department: SCI : ACADEMY OF SCIENCES

2009-2010 Original Budget	2010-2011 Proposed	2010-2011 vs 2009-2010
---------------------------------	-----------------------	---------------------------

Fund Summary

	2009-2010 Original Budget	2010-2011 Proposed	2010-2011 vs 2009-2010
1G AGF GENERAL FUND	4,288,225	4,239,574	(48,651)
Total Sources and Uses by Funds	4,288,225	4,239,574	(48,651)

Program Summary

	2009-2010 Original Budget	2010-2011 Proposed	2010-2011 vs 2009-2010
EEH ACADEMY OF SCIENCES	4,288,225	4,239,574	(48,651)
Total Uses by Program	4,288,225	4,239,574	(48,651)

Character Summary

	2009-2010 Original Budget	2010-2011 Proposed	2010-2011 vs 2009-2010
001 SALARIES	1,074,452	1,099,065	24,613
013 MANDATORY FRINGE BENEFITS	330,559	392,108	61,549
021 NON PERSONNEL SERVICES	2,346,214	2,226,801	(119,413)
06F FACILITIES MAINTENANCE		150,000	150,000
081 SERVICES OF OTHER DEPTS	537,000	371,600	(165,400)
Total Uses by Character	4,288,225	4,239,574	(48,651)

Reserved Appropriations

CONTROLLER RESERVES:			
OPERATING: 1G AGF AAA:			
001 SALARIES		81,751	81,751
013 MANDATORY FRINGE BENEFITS		29,166	29,166
SUB-TOTAL CONTROLLER RESERVES	0	110,917	110,917
Total Reserved Appropriations		110,917	110,917

Sources of Funds Detail by Subject

	2009-2010 Original Budget	2010-2011 Proposed	2010-2011 vs 2009-2010
12210 HOTEL ROOM TAX	1,208,000	1,208,000	0
GFS (1) GENERAL FUND SUPPORT	3,080,225	3,031,574	(48,651)
Total Sources of Funds	4,288,225	4,239,574	(48,651)

(1) This figure represents the nondepartmental (citywide) general fund revenues required to support the department's operations.

Department: SCI : ACADEMY OF SCIENCES

2009-2010 Original Budget	2010-2011 Proposed	2010-2011 vs 2009-2010
---------------------------------	-----------------------	---------------------------

Uses of Funds Detail Appropriation

OPERATING:				
1G AGF AAA: GF-NON-PROJECT-CONTROLLED				
001	SALARIES	1,074,452	1,099,065	24,613
013	MANDATORY FRINGE BENEFITS	330,559	392,108	61,549
021	NON PERSONNEL SERVICES	2,346,214	2,226,801	(119,413)
06F	FACILITIES MAINTENANCE		150,000	150,000
081	SERVICES OF OTHER DEPTS	537,000	371,600	(165,400)
	SUB-TOTAL 1G AGF AAA	4,288,225	4,239,574	(48,651)
	SUB-TOTAL OPERATING	4,288,225	4,239,574	(48,651)
Total Uses of Funds		4,288,225	4,239,574	(48,651)

Department: ADP : ADULT PROBATION

2009-2010 Original Budget	2010-2011 Proposed	2010-2011 vs 2009-2010
---------------------------------	-----------------------	---------------------------

Fund Summary

1G AGF	GENERAL FUND	12,393,824	11,222,564	(1,171,260)
2S PPF	PUBLIC PROTECTION SPECIAL REVENUE FUND	265,092	1,203,732	938,640
Total Sources and Uses by Funds		12,658,916	12,426,296	(232,620)

Program Summary

ASH	ADMINISTRATION - ADULT PROBATION	1,997,491	1,712,188	(285,303)
AKB	COMMUNITY SERVICES	6,876,511	7,612,067	735,556
AKG	PRE - SENTENCING INVESTIGATION	3,784,914	2,865,775	(919,139)
AIE	WORK ORDERS & GRANTS		236,266	236,266
Total Uses by Program		12,658,916	12,426,296	(232,620)

Character Summary

001	SALARIES	8,073,511	7,771,072	(302,439)
013	MANDATORY FRINGE BENEFITS	3,276,945	3,307,747	30,802
021	NON PERSONNEL SERVICES	430,360	427,641	(2,719)
038	CITY GRANT PROGRAMS		159,700	159,700
040	MATERIALS & SUPPLIES	117,662	126,161	8,499
081	SERVICES OF OTHER DEPTS	760,438	633,975	(126,463)
Total Uses by Character		12,658,916	12,426,296	(232,620)

Reserved Appropriations

CONTROLLER RESERVES:				
OPERATING: 1G AGF AAA:				
001	SALARIES		528,728	528,728
013	MANDATORY FRINGE BENEFITS		223,985	223,985
SUB-TOTAL CONTROLLER RESERVES		0	752,713	752,713
Total Reserved Appropriations			752,713	752,713

Sources of Funds Detail by Subobject

44539	ARRA-FEDERAL DIRECT		643,609	643,609
-------	---------------------	--	---------	---------

Department: ADP : ADULT PROBATION

2009-2010 Original Budget	2010-2011 Proposed	2010-2011 vs 2009-2010
---------------------------------	-----------------------	---------------------------

Sources of Funds Detail by Subsubject

44931	FEDERAL GRANTS PASS-THROUGH STATE/OTHER	66,639	114,648	48,009
44939	FEDERAL DIRECT GRANT	31,254	119,553	88,299
44951	STATE-NARC FORFEITURES & SEIZURES		159,700	159,700
48999	OTHER STATE GRANTS & SUBVENTIONS	167,199	166,222	(977)
60103	DIVERSION FEES	48,000	15,000	(33,000)
60107	COURT REIMBURSEMENTS	5,000	5,000	0
60112	PROBATION COST	200,000	200,000	0
60113	INVESTIGATION COSTS	9,600	10,000	400
865SH	EXP REC FR SHERIFF (AAO)	120,960	120,960	0
87599	EXP REC-UNALLOCATED (NON-AAO FDS)	59,776	54,121	(5,655)
GFS (1)	GENERAL FUND SUPPORT	11,950,488	10,817,483	(1,133,005)
Total Sources of Funds		12,658,916	12,426,296	(232,620)

(1) This figure represents the nondepartmental (citywide) general fund revenues required to support the department's operations.

Uses of Funds Detail Appropriation

OPERATING:

1G AGF AAA: GF-NON-PROJECT-CONTROLLED

001	SALARIES	7,799,214	7,108,268	(690,946)
013	MANDATORY FRINGE BENEFITS	3,162,036	3,011,279	(150,757)
021	NON PERSONNEL SERVICES	377,095	170,786	(206,309)
040	MATERIALS & SUPPLIES	117,662	126,161	8,499
081	SERVICES OF OTHER DEPTS	757,081	630,989	(126,092)
SUB-TOTAL 1G AGF AAA		12,213,088	11,047,483	(1,165,605)
SUB-TOTAL OPERATING		12,213,088	11,047,483	(1,165,605)

CONTINUING PROJECTS:

2S PPF PDN: SFPD-NARC FORF & ASSET SEIZURE FUND

PPCNFF	NARC FORFEITURE & ASSET SEIZURE		159,700	159,700
SUB-TOTAL 2S PPF PDN		0	159,700	159,700
SUB-TOTAL CONTINUING PROJECTS		0	159,700	159,700

Department: ADP : ADULT PROBATION

2009-2010 Original Budget	2010-2011 Proposed	2010-2011 vs 2009-2010
---------------------------------	-----------------------	---------------------------

Uses of Funds Detail Appropriation

GRANTS:

2S PPF ARA: AMERICAN RECOVERY AND REINVESTMENT ACT

APDEBS	EVIDENCE BASED PROBATION SUPERVISION		322,700	322,700
APDGEF	ANTI-DRUG ABUSE ADA ENFORCEMENT		84,643	84,643
MYJAGR	FEDERAL BYRNE JUSTICE ASSISTANCE ARRA FD		236,266	236,266
SUB-TOTAL 2S PPF ARA		0	643,609	643,609

2S PPF GNC: GRANTS; NON-PROJECT; CONTINUING

MYBYRN	BYRNE ANTI DRUG ABUSE ENFORCEMENT	66,639	114,648	48,009
MYFJAG	FEDERAL BYRNE JUSTICE ASSISTANCE GRANT	31,254	119,553	88,299
MYGRIP	GANG REDUCTION INTERVENTION PREVENT	113,934	113,934	0
SUB-TOTAL 2S PPF GNC		211,827	348,135	136,308

2S PPF SRC: PUBLIC PROTECTION-STATE RECURRING GRANTS

APSTCP	ADULT PROB-CBOC STANDRDS & TRAINING GRANT	53,265	52,288	(977)
SUB-TOTAL 2S PPF SRC		53,265	52,288	(977)
SUB-TOTAL GRANTS		265,092	1,044,032	778,940

WORK ORDERS/OVERHEAD:

1G AGF WOF: GENERAL FUND WORK ORDER FUND

ADP01	ADULT PROBATION	180,736	175,081	(5,655)
SUB-TOTAL 1G AGF WOF		180,736	175,081	(5,655)
SUB-TOTAL WORK ORDERS/OVERHEAD		180,736	175,081	(5,655)

Total Uses of Funds		12,658,916	12,426,296	(232,620)
----------------------------	--	-------------------	-------------------	------------------

Department: AIR : AIRPORT COMMISSION

2009-2010 Original Budget	2010-2011 Proposed	2010-2011 vs 2009-2010	2011-2012 Proposed	2011-2012 vs 2010-2011
---------------------------------	-----------------------	---------------------------	-----------------------	---------------------------

Fund Summary

5A AAA	SFIA-OPERATING FUND	661,221,371	680,742,051	19,520,680	721,990,874	41,248,823
5A CPF	SFIA-CAPITAL PROJECTS FUND	77,501,541	68,374,119	(9,127,422)	86,421,576	18,047,457
5A SRF	SFIA-SPECIAL REVENUE FUND	731,000	169,000	(562,000)		(169,000)
Total Sources and Uses by Funds		739,453,912	749,285,170	9,831,258	808,412,450	59,127,280

Program Summary

BG1	ADMINISTRATION	34,160,797	37,214,631	3,053,834	37,741,483	526,852
BG5	AIRPORT DIRECTOR	11,607,150	11,090,134	(517,016)	8,179,325	(2,910,809)
BG8	BUREAU OF DESIGN AND CONSTRUCTION	2,833,439	2,905,227	71,788	2,950,747	45,520
BG2	BUSINESS & FINANCE	410,834,031	413,913,074	3,079,043	443,810,384	29,897,310
BGT	CAPITAL PROJECTS AND GRANTS	77,501,541	68,164,937	(9,336,604)	86,421,576	18,256,639
BG4	CHIEF OPERATING OFFICER	3,705,432	4,011,048	305,616	4,167,355	156,307
BG3	COMMUNICATIONS & MARKETING	7,191,612	7,208,631	17,019	7,115,570	(93,061)
BGS	CONTINUING PROJECTS, MAINT AND RENEWAL	4,000,000	6,000,000	2,000,000	7,000,000	1,000,000
BZZ	DEPARTMENTAL FUND TRANSFER				(2,000,000)	(2,000,000)
BG6	FACILITIES	131,518,254	139,296,918	7,778,664	151,928,454	12,631,536
BGH	FACILITIES MAINTENANCE, CONSTRUCTION		209,182	209,182		(209,182)
BGQ	FIRE AIRPORT BUR NON-PERSONNEL COST	1,009,991	895,331	(114,660)	859,303	(36,028)
BG7	OPERATIONS AND SECURITY	48,868,662	51,512,808	2,644,146	55,268,966	3,756,158
BG9	PLANNING DIVISION	2,850,732	2,631,480	(219,252)	2,407,006	(224,474)
BGR	POLICE AIRPORT BUR NON-PERSONNEL COST	3,372,271	4,231,769	859,498	2,562,281	(1,669,488)
Total Uses by Program		739,453,912	749,285,170	9,831,258	808,412,450	59,127,280

Character Summary

001	SALARIES	98,753,091	99,868,323	1,115,232	102,504,237	2,635,914
013	MANDATORY FRINGE BENEFITS	78,245,167	57,615,175	(20,629,992)	63,988,868	6,373,693
021	NON PERSONNEL SERVICES	82,240,515	91,142,512	8,901,997	90,362,044	(780,468)
040	MATERIALS & SUPPLIES	13,674,119	14,429,983	755,864	14,848,108	418,125
060	CAPITAL OUTLAY	81,253,011	70,679,458	(10,573,553)	89,421,576	18,742,118
06F	FACILITIES MAINTENANCE	4,000,000	6,000,000	2,000,000	7,000,000	1,000,000
070	DEBT SERVICE	304,468,115	328,291,154	23,823,039	341,550,537	13,259,383
081	SERVICES OF OTHER DEPTS	50,593,894	52,362,437	1,768,543	55,236,403	2,873,966
091	OPERATING TRANSFERS OUT	26,226,000	28,896,128	2,670,128	29,295,128	399,000

Department: AIR : AIRPORT COMMISSION

2009-2010 Original Budget	2010-2011 Proposed	2010-2011 vs 2009-2010	2011-2012 Proposed	2011-2012 vs 2010-2011
---------------------------------	-----------------------	---------------------------	-----------------------	---------------------------

Character Summary

095	INTRAFUND TRANSFERS OUT	117,232,057	118,188,126	956,069	127,521,086	9,332,960
098	UNAPPROPRIATED REVENUE-DESIGNATED				16,205,549	16,205,549
ELU	TRANSFER ADJUSTMENTS-USES	(117,232,057)	(118,188,126)	(956,069)	(129,521,086)	(11,332,960)
Total Uses by Character		739,453,912	749,285,170	9,831,258	808,412,450	59,127,280

Reserved Appropriations

CONTROLLER RESERVES:

ANNUAL PROJECTS: 5A AAA AAP:

PYEAES YOUTH EMPLOYMENT & ENVIRONMENTAL SVCS. 1,000,000 (1,000,000)

CONTINUING PROJECTS: 5A CPF 9CP:

CAC048	SAFETY & SECURITY IMPROVEMENTS	5,250,000	(5,250,000)			
CAC050	AIRPORT SUPPORT IMPROVEMENTS	2,225,000	(2,225,000)			
CACPRJ	INTERNATIONAL TERMINAL PROJECT				16,000,000	16,000,000
SUB-TOTAL CONTROLLER RESERVES		8,475,000	(8,475,000)	16,000,000	16,000,000	

Total Reserved Appropriations 8,475,000 (8,475,000) 16,000,000 16,000,000

Sources of Funds Detail by Subobject

25150	AIRPORT TRAFFIC FINES	245,000	258,000	13,000	263,000	5,000
25920	PENALTIES	56,000	5,000	(51,000)	5,000	
30120	INTEREST EARNED-FISCAL AGENT ACCOUNT	9,881,000	11,062,000	1,181,000	11,914,000	852,000
30150	INTEREST EARNED - POOLED CASH	13,104,484	6,733,000	(6,371,484)	7,468,000	735,000
35271	SFIA-PARKING(GARAGE; LOTS & PERMITS)	65,499,000	72,339,000	6,840,000	76,306,000	3,967,000
37212	RENTAL-CENTRAL TERMINAL(NON-AIRLINE)	32,000	36,147	4,147	42,341	6,194
37213	RENTAL-NORTH TERMINAL(NON-AIRLINE)	353,000	407,248	54,248	477,031	69,783
37214	RENTAL-SOUTH TERMINAL(NON-AIRLINE)	274,000	298,559	24,559	349,718	51,159
37216	RENTAL-NON-AIRLINE; ITB	535,000	493,793	(41,207)	578,404	84,611
37217	RENTAL-BART	3,283,000	3,306,000	23,000	3,330,000	24,000
37219	RENTAL-OTHER BUILDINGS(NON-AIRLINE)	13,000	15,100	2,100	17,500	2,400
37311	RENTAL-UNIMPROVD AREA(NON-AIRLINE)	2,238,000	3,004,000	766,000	3,004,000	
37321	RENTAL CAR FACILITY FEE	12,844,000	12,078,000	(766,000)	12,078,000	
37411	CONCESSION-GROUNDSIDE	103,000	104,000	1,000	104,000	
37421	CONCESSION-TELEPHONE	2,603,000	1,865,083	(737,917)	1,961,432	96,349

Department: AIR : AIRPORT COMMISSION

2009-2010 Original Budget	2010-2011 Proposed	2010-2011 vs 2009-2010	2011-2012 Proposed	2011-2012 vs 2010-2011
---------------------------------	-----------------------	---------------------------	-----------------------	---------------------------

Sources of Funds Detail by Subobject

37425	TELECOMMUNICATION FEES	1,776,000	2,062,000	286,000	2,124,000	62,000
37441	CONCESSION-ADVERTISING	6,597,000	6,735,000	138,000	6,889,000	154,000
37499	CONCESSION-OTHERS	2,270,000	2,182,842	(87,158)	2,228,845	46,003
37501	CONCESSION-OTHERS-ITB	4,614,000	4,623,188	9,188	4,605,829	(17,359)
37512	CONCESSION REV-DUTY FREE IN BOND-ITB	26,520,000	26,400,000	(120,000)	26,400,000	
37521	CONCESSION-GIFTS & MERCHANDISE	9,878,000	10,435,384	557,384	11,573,782	1,138,398
37522	CONCESSION REV-GIFTS & MERCHANDISE-ITB	1,005,000	1,001,853	(3,147)	972,257	(29,596)
37611	CONCESSION-CAR RENTAL	31,260,000	33,547,522	2,287,522	34,222,995	675,473
37621	OFF AIRPORT PRIVILEGE FEE	154,000	234,000	80,000	239,000	5,000
37711	CONCESSION-FOOD & BEVERAGE	9,227,000	9,843,983	616,983	9,198,338	(645,645)
37712	CONCESSION-FOOD & BEVERAGE-ITB	1,996,000	2,063,487	67,487	1,670,140	(393,347)
37911	TAXICABS	4,049,000	5,294,000	1,245,000	5,386,000	92,000
37921	GROUND TRANS TRIP FEES	5,296,000	5,542,000	246,000	5,884,000	342,000
38111	CNG SERVICES	76,000	77,000	1,000	78,000	1,000
44011	FED. HOMELAND SAFETY GRANTS - DIRECT	5,000,000		(5,000,000)		
44012	FED. HOMELAND SAFETY GRANTS-PASSTHROUGH	306,778		(306,778)		
44539	ARRA-FEDERAL DIRECT	5,500,000		(5,500,000)		
44931	FEDERAL GRANTS PASS-THROUGH STATE/OTHER	11,423,745	2,480,381	(8,943,364)	1,519,619	(960,762)
44939	FEDERAL DIRECT GRANT	37,934,525	48,659,177	10,724,652	67,401,957	18,742,780
48999	OTHER STATE GRANTS & SUBVENTIONS	1,721,009		(1,721,009)		
67111	AIRLINE LANDING FEES	85,973,000	105,705,000	19,732,000	121,089,000	15,384,000
67141	JET BRIDGE FEES	451,000	491,000	40,000	467,000	(24,000)
67151	PASSENGER FACILITY FEES	61,000,000	87,200,000	26,200,000	100,000,000	12,800,000
67161	NON-SIGNATORY AIRLINE SURCHARGE FEES				605,370	605,370
67213	RENTAL-AIRLINE NORTH TERMINAL	58,088,000	52,823,000	(5,265,000)	52,116,000	(707,000)
67214	RENTAL-AIRLINE SOUTH TERMINAL	27,893,000	27,671,000	(222,000)	28,918,000	1,247,000
67215	CUSTOMS CARGO FACILITY FEE	950,000	943,000	(7,000)	971,000	28,000
67216	RENTAL-AIRLINE-ITB	57,580,000	59,546,000	1,966,000	69,106,000	9,560,000
67217	RENTAL-AIRLINE-CUSTOMS FACILITIES-ITB	28,891,000	30,642,000	1,751,000	35,893,000	5,251,000
67218	RENTAL-AIRLINE-T2		2,947,000	2,947,000	20,710,000	17,763,000
67311	RENTAL-AIRLINE CARGO SPACE	13,142,000	12,592,000	(550,000)	12,913,000	321,000
67321	RENTAL-AIRLINE GROUND LEASES	15,861,000	16,080,000	219,000	16,368,000	288,000
67411	RENTAL-AIRCRAFT PARKING	3,362,000	3,129,000	(233,000)	3,207,000	78,000
67421	RENTAL-AIRLINE; SUPERBAY HANGAR	6,481,000	6,013,000	(468,000)	6,769,000	756,000
67511	AIRLINE SUPPORT SERVICES	5,125,000	5,865,589	740,589	6,436,841	571,252
67521	TRANSPORTATION AND FACILITIES FEES	23,342,000	24,489,000	1,147,000	25,018,000	529,000

Department: AIR : AIRPORT COMMISSION

2009-2010 Original Budget	2010-2011 Proposed	2010-2011 vs 2009-2010	2011-2012 Proposed	2011-2012 vs 2010-2011
---------------------------------	-----------------------	---------------------------	-----------------------	---------------------------

Sources of Funds Detail by Subject

67611	RENTAL TANK FARM AREA	1,269,000	1,289,000	20,000	1,319,000	30,000
67651	FBO-OTHER SERVICES	11,455,000	11,676,000	221,000	11,959,000	283,000
67711	PARKING - EMPLOYEES	7,153,000	7,146,000	(7,000)	7,596,000	450,000
77111	COMMISSION-COGENERATION FACILITY-UAL	137,000	151,200	14,200	152,700	1,500
77211	SALE OF ELECTRICITY	16,391,000	19,191,000	2,800,000	21,149,000	1,958,000
77311	WATER RESALE-SEWAGE DISPOSAL	5,426,000	6,239,000	813,000	6,425,000	186,000
77411	SECURITY SERVICES	2,621,000	2,906,000	285,000		(2,906,000)
77611	SALE OF NATURAL GAS	405,000	262,000	(143,000)	267,000	5,000
77911	LICENSES & PERMITS	927,000	853,000	(74,000)	891,000	38,000
77931	REFUSE DISPOSAL	458,000	527,000	69,000	533,000	6,000
77933	MISCELLANEOUS TERMINAL FEES	2,525,000	2,741,616	216,616	4,557,870	1,816,254
77942	REIMBURSEMENT FROM SFOTEC	1,403,000	1,280,000	(123,000)		(1,280,000)
77951	RENT-GOVERNMENTAL AGENCY	2,269,000	2,638,000	369,000	2,644,000	6,000
77999	MISC AIRPORT REVENUE	800,000	100,000	(700,000)	100,000	
80111	PROCEEDS FROM SALE OF BONDS-FACE AMOUNT	7,475,000		(7,475,000)	16,000,000	16,000,000
865PO	EXP REC FR PORT COMMISSION (AAO)	20,000	22,000	2,000	25,000	3,000
9505A	ITI FR 5A-AIRPORT FUNDS	117,232,057	118,188,126	956,069	127,521,086	9,332,960
99999B	BEGINNING FUND BALANCE-BUDGET BASIS	69,561,362	42,056,580	(27,504,782)	1,417,039	(40,639,541)
ELIMSD	TRANSFER ADJUSTMENTS-SOURCES	(173,880,048)	(177,304,688)	(3,424,640)	(193,023,644)	(15,718,956)
Total Sources and Uses by Funds		739,453,912	749,285,170	9,831,258	808,412,450	59,127,280

Uses of Funds Detail Appropriation

OPERATING:

5A AAA AAA: SFIA-OPERATING-NON-PROJ-CONTROLLED FD

001	SALARIES	97,302,613	98,267,393	964,780	100,901,028	2,633,635
013	MANDATORY FRINGE BENEFITS	39,439,529	45,700,863	6,261,334	52,038,879	6,338,016
021	NON PERSONNEL SERVICES	77,115,730	85,827,456	8,711,726	89,246,988	3,419,532
040	MATERIALS & SUPPLIES	13,194,719	13,805,383	610,664	14,300,508	495,125
060	CAPITAL OUTLAY	2,649,198	1,650,739	(998,459)	2,589,726	938,987
070	DEBT SERVICE	304,468,115	328,291,154	23,823,039	341,550,537	13,259,383
081	SERVICES OF OTHER DEPTS	44,593,410	47,314,809	2,721,399	50,341,445	3,026,636
091	OPERATING TRANSFERS OUT	26,226,000	28,896,128	2,670,128	29,295,128	399,000
095	INTRAFUND TRANSFERS OUT	56,232,057	30,988,126	(25,243,931)	27,521,086	(3,467,040)
098	UNAPPROPRIATED REVENUE-DESIGNATED				16,205,549	16,205,549

Department: AIR : AIRPORT COMMISSION

2009-2010 Original Budget	2010-2011 Proposed	2010-2011 vs 2009-2010	2011-2012 Proposed	2011-2012 vs 2010-2011
---------------------------------	-----------------------	---------------------------	-----------------------	---------------------------

Uses of Funds Detail Appropriation

OPERATING:

5A AAA AAA: SFIA-OPERATING-NON-PROJ-CONTROLLED FD

ELU	TRANSFER ADJUSTMENTS-USES	(56,232,057)	(30,988,126)	25,243,931	(29,521,086)	1,467,040
	SUB-TOTAL 5A AAA AAA	604,989,314	649,753,925	44,764,611	694,469,788	44,715,863
	SUB-TOTAL OPERATING	604,989,314	649,753,925	44,764,611	694,469,788	44,715,863

ANNUAL PROJECTS:

5A AAA AAP: SFIA-OPERATING-ANNUAL PROJECTS

PACA02	AIRPORT ENGINEERING	608,326	618,880	10,554	619,153	273
PACA08	LEGAL SERVICES	7,909,025	6,978,616	(930,409)	3,985,650	(2,992,966)
PACA38	AIRPORT-SFPD COST	2,641,271	4,062,769	1,421,498	2,562,281	(1,500,488)
PYEAES	YOUTH EMPLOYMENT & ENVIRONMENTAL SVCS.	2,566,423	1,780,861	(785,562)	1,807,002	26,141
	SUB-TOTAL 5A AAA AAP	13,725,045	13,441,126	(283,919)	8,974,086	(4,467,040)
	SUB-TOTAL ANNUAL PROJECTS	13,725,045	13,441,126	(283,919)	8,974,086	(4,467,040)

CONTINUING PROJECTS:

5A AAA ACP: SFIA-CONTINUING PROJ-OPERATING FD

FAC200	AIRFIELD FAC MAINT	200,000		(200,000)	584,000	584,000
FAC300	TERMINAL FAC MAINT	1,777,734	4,530,000	2,752,266	4,380,000	(150,000)
FAC400	GROUND SIDE FAC MAINT				584,000	584,000
FAC450	UTILITIES FAC MAINT	979,144	900,000	(79,144)	680,000	(220,000)
FAC500	SUPPORT FAC MAINT	858,122	345,000	(513,122)	577,000	232,000
FAC550	WEST OF BAYSHORE FACILITY MAINTENANCE	185,000	225,000	40,000	195,000	(30,000)
	SUB-TOTAL 5A AAA ACP	4,000,000	6,000,000	2,000,000	7,000,000	1,000,000

5A CPF 00A: 2000 SFIA ISSUE 24A AMT BONDS

CAC035	BOARDING AREA IMPROVEMENTS		(978)	(978)		978
CAC041	AIRPORT-WIDE INFRASTRUCTURE IMPROVEMENTS	(93,679)		93,679		
CAC047	AIRFIELD IMPROVEMENTS		(42,162)	(42,162)		42,162
CAC050	AIRPORT SUPPORT IMPROVEMENTS	100,259	(55,895)	(156,154)		55,895
CAC052	DRAINAGE AND PONDING IMPROVEMENTS		(202)	(202)		202
CAC057	TERMINAL IMPROVEMENTS	14,674	99,350	84,676		(99,350)
CAC060	UTILITY IMPROVEMENTS		1,046,148	1,046,148		(1,046,148)
CAC083	FOOD & BEVERAGE PROGRAM	(6,580)		6,580		
	SUB-TOTAL 5A CPF 00A	14,674	1,046,261	1,031,587		(1,046,261)

Department: AIR : AIRPORT COMMISSION

2009-2010 Original Budget	2010-2011 Proposed	2010-2011 vs 2009-2010	2011-2012 Proposed	2011-2012 vs 2010-2011
---------------------------------	-----------------------	---------------------------	-----------------------	---------------------------

Uses of Funds Detail Appropriation

CONTINUING PROJECTS:

5A CPF 00B: 2000 SFIA ISSUE 24B NON AMT BONDS

CAC041	AIRPORT-WIDE INFRASTRUCTURE IMPROVEMENTS	(3,115)		3,115	
CAC050	AIRPORT SUPPORT IMPROVEMENTS	3,115		(3,115)	
CAC057	TERMINAL IMPROVEMENTS	75,528	173,856	98,328	(173,856)
CAC059	TERMINAL OFFICES	(75,528)	(99,496)	(23,968)	99,496
	SUB-TOTAL 5A CPF 00B		74,360	74,360	(74,360)

5A CPF 01B: 2001 SFIA ISSUE 27B NON AMT BONDS

CAC041	AIRPORT-WIDE INFRASTRUCTURE IMPROVEMENTS	(105,618)		105,618	
CAC050	AIRPORT SUPPORT IMPROVEMENTS	105,618		(105,618)	
CAC057	TERMINAL IMPROVEMENTS		68,747	68,747	(68,747)
	SUB-TOTAL 5A CPF 01B		68,747	68,747	(68,747)

5A CPF 02A: 2002 SFIA ISSUE 28A AMT BONDS

CAC036	TERMINAL 2 RENOVATIONS	(131)		131	
CAC050	AIRPORT SUPPORT IMPROVEMENTS	131		(131)	
CAC060	UTILITY IMPROVEMENTS		444,041	444,041	(444,041)
	SUB-TOTAL 5A CPF 02A		444,041	444,041	(444,041)

5A CPF 02B: 2002 SFIA ISSUE 28B NON AMT BONDS

CAC057	TERMINAL IMPROVEMENTS		3,849	3,849	(3,849)
	SUB-TOTAL 5A CPF 02B		3,849	3,849	(3,849)

5A CPF 03B: 2003 SFIA ISSUE 29B NON AMT BONDS

CAC057	TERMINAL IMPROVEMENTS		453,112	453,112	(453,112)
	SUB-TOTAL 5A CPF 03B		453,112	453,112	(453,112)

5A CPF 03C: 2004 SFIA ISSUE 30A AMT BONDS

CAC060	UTILITY IMPROVEMENTS		4,197	4,197	(4,197)
	SUB-TOTAL 5A CPF 03C		4,197	4,197	(4,197)

5A CPF 04A: 2004 SFIA ISSUE 31A AMT BONDS

CAC048	SAFETY & SECURITY IMPROVEMENTS		7,405,779	7,405,779	(7,405,779)
CAC050	AIRPORT SUPPORT IMPROVEMENTS		7,825,462	7,825,462	(7,825,462)
CAC057	TERMINAL IMPROVEMENTS	185,399	245,614	60,215	(245,614)
CAC060	UTILITY IMPROVEMENTS		1,183,864	1,183,864	(1,183,864)

Department: AIR : AIRPORT COMMISSION

2009-2010 Original Budget	2010-2011 Proposed	2010-2011 vs 2009-2010	2011-2012 Proposed	2011-2012 vs 2010-2011
---------------------------------	-----------------------	---------------------------	-----------------------	---------------------------

Uses of Funds Detail Appropriation

CONTINUING PROJECTS:

5A CPF 04A: 2004 SFIA ISSUE 31A AMT BONDS

CAC071	CARGO FACILITY IMPROVEMENTS		(15,476,854)	(15,476,854)		15,476,854
	SUB-TOTAL 5A CPF 04A	185,399	1,183,865	998,466		(1,183,865)

5A CPF 05A: 2005 SFIA ISSUE 31F REVENUE BONDS

CAC060	UTILITY IMPROVEMENTS		111,875	111,875		(111,875)
	SUB-TOTAL 5A CPF 05A		111,875	111,875		(111,875)

5A CPF 05B: 2005 SFIA ISSUE 32 AUCTION RATE BONDS

CAC057	TERMINAL IMPROVEMENTS		76,775	76,775		(76,775)
	SUB-TOTAL 5A CPF 05B		76,775	76,775		(76,775)

5A CPF 09E: 2009E NON-AMT/PRIVATE ACTIVITY BONDS

CAC057	TERMINAL IMPROVEMENTS		2,200,000	2,200,000	1,500,000	(700,000)
	SUB-TOTAL 5A CPF 09E		2,200,000	2,200,000	1,500,000	(700,000)

5A CPF 77X: 1977 SFIA-REVENUE BOND FUND

CAC052	DRAINAGE AND PONDING IMPROVEMENTS		(2,076)	(2,076)		2,076
CAC057	TERMINAL IMPROVEMENTS		2,076	2,076		(2,076)
	SUB-TOTAL 5A CPF 77X					

5A CPF 928: 1992 SFIA-ISSUE 8A-AMT BOND

CAC057	TERMINAL IMPROVEMENTS		5	5		(5)
	SUB-TOTAL 5A CPF 928		5	5		(5)

5A CPF 92A: 1992 SFIA-ISSUE 9A-AMT BOND

CAC052	DRAINAGE AND PONDING IMPROVEMENTS		(6,432)	(6,432)		6,432
CAC057	TERMINAL IMPROVEMENTS		6,432	6,432		(6,432)
	SUB-TOTAL 5A CPF 92A					

5A CPF 92B: 1992 SFIA-ISSUE 9B-NON-AMT BOND

CAC057	TERMINAL IMPROVEMENTS		6,624	6,624		(6,624)
	SUB-TOTAL 5A CPF 92B		6,624	6,624		(6,624)

5A CPF 92D: 1992 SFIA-ISSUE 10B NON AMT BONDS

CAC041	AIRPORT-WIDE INFRASTRUCTURE IMPROVEMENTS	(2,041,033)		2,041,033		
CAC057	TERMINAL IMPROVEMENTS		2,080,786	(2,080,786)		
	SUB-TOTAL 5A CPF 92D		39,753	(39,753)		

Department: AIR : AIRPORT COMMISSION

2009-2010 Original Budget	2010-2011 Proposed	2010-2011 vs 2009-2010	2011-2012 Proposed	2011-2012 vs 2010-2011
---------------------------------	-----------------------	---------------------------	-----------------------	---------------------------

Uses of Funds Detail Appropriation

CONTINUING PROJECTS:

5A CPF 92E: 1996 NOISE MITIGATION BONDS ISSUE 11

CAC045	NOISE IMPROVEMENTS		(553,440)	(553,440)	553,440
CAC046	ENVIRONMENTAL IMPROVEMENTS		240,387	240,387	(240,387)
CAC057	TERMINAL IMPROVEMENTS		313,053	313,053	(313,053)

SUB-TOTAL 5A CPF 92E

5A CPF 92F: 1992 SFIA-ISSUE 12A-AMT BONDS

CAC057	TERMINAL IMPROVEMENTS		153,554	153,554	(153,554)
CAC060	UTILITY IMPROVEMENTS		209,762	209,762	(209,762)

SUB-TOTAL 5A CPF 92F

5A CPF 92G: 1992 SFIA-ISSUE 12B-AMT BONDS

CAC047	AIRFIELD IMPROVEMENTS		(3,755)	(3,755)	3,755
CAC057	TERMINAL IMPROVEMENTS		170,431	170,431	(170,431)

SUB-TOTAL 5A CPF 92G

5A CPF 92L: 1992 SFIA ISSUE 15 AMT BONDS

CAC038	SCREENING IMPROVEMENTS		(21,631)	(21,631)	21,631
CAC041	AIRPORT-WIDE INFRASTRUCTURE IMPROVEMENTS	(26,846)		26,846	
CAC047	AIRFIELD IMPROVEMENTS		(781)	(781)	781
CAC048	SAFETY & SECURITY IMPROVEMENTS		(1,889)	(1,889)	1,889
CAC050	AIRPORT SUPPORT IMPROVEMENTS	26,846	21,631	(5,215)	(21,631)
CAC057	TERMINAL IMPROVEMENTS		1,384,689	1,384,689	(1,384,689)
CAC060	UTILITY IMPROVEMENTS		(29,984)	(29,984)	29,984
CAC070	PASSENGER BRIDGE CONNECTOR T1 TO AIRTRAI		(839)	(839)	839

SUB-TOTAL 5A CPF 92L

5A CPF 92M: 1992 SFIA ISSUE 15 NON-AMT BONDS

CAC057	TERMINAL IMPROVEMENTS		2,020	2,020	(2,020)
--------	-----------------------	--	-------	-------	---------

SUB-TOTAL 5A CPF 92M

5A CPF 92Q: 1992 SFIA ISSUE 18A AMT BONDS

CAC052	DRAINAGE AND PONDING IMPROVEMENTS		(3,685)	(3,685)	3,685
CAC057	TERMINAL IMPROVEMENTS	41,138	3,935,092	3,893,954	(3,935,092)
CAC071	CARGO FACILITY IMPROVEMENTS		(3,518,533)	(3,518,533)	3,518,533

SUB-TOTAL 5A CPF 92Q

Department: AIR : AIRPORT COMMISSION

2009-2010 Original Budget	2010-2011 Proposed	2010-2011 vs 2009-2010	2011-2012 Proposed	2011-2012 vs 2010-2011
---------------------------------	-----------------------	---------------------------	-----------------------	---------------------------

Uses of Funds Detail Appropriation

CONTINUING PROJECTS:

5A CPF 92R: 1992 SFIA ISSUE 18B NON-AMT BONDS

CAC041	AIRPORT-WIDE INFRASTRUCTURE IMPROVEMENTS	(60,091)		60,091	
CAC050	AIRPORT SUPPORT IMPROVEMENTS	60,091		(60,091)	
CAC057	TERMINAL IMPROVEMENTS		124,612	124,612	(124,612)
	SUB-TOTAL 5A CPF 92R		124,612	124,612	(124,612)

5A CPF 92S: 1992 SFIA ISSUE 19 NON-AMT BONDS

CAC057	TERMINAL IMPROVEMENTS		132,626	132,626	(132,626)
	SUB-TOTAL 5A CPF 92S		132,626	132,626	(132,626)

5A CPF 92T: 1992 SFIA ISSUE 21 NON-AMT BONDS

CAC057	TERMINAL IMPROVEMENTS		2	2	(2)
	SUB-TOTAL 5A CPF 92T		2	2	(2)

5A CPF 92V: 1992 SFIA ISSUE 23A-AMT BONDS

CAC057	TERMINAL IMPROVEMENTS	220,704	866,130	645,426	(866,130)
CAC063	CAPITAL EQUIPMENT	(5,818)	(7,142)	(1,324)	7,142
CAC069	INFORMATION & TELECOM FOR FOOD & BEVERA	(214,886)		214,886	
CAC070	PASSENGER BRIDGE CONNECTOR T1 TO AIRTRAI		(4,668)	(4,668)	4,668
	SUB-TOTAL 5A CPF 92V		854,320	854,320	(854,320)

5A CPF 92W: 1992 SFIA ISSUE 23B-NON AMT BONDS

CAC047	AIRFIELD IMPROVEMENTS		(84,553)	(84,553)	84,553
CAC048	SAFETY & SECURITY IMPROVEMENTS		84,553	84,553	(84,553)
CAC057	TERMINAL IMPROVEMENTS		256,679	256,679	(256,679)
	SUB-TOTAL 5A CPF 92W		256,679	256,679	(256,679)

5A CPF 92X: 1992 SFIA ISSUE 25 AMT BONDS

CAC044	OWNER CONTROLLED INSURANCE PROGRAM	(500,313)		500,313	
CAC050	AIRPORT SUPPORT IMPROVEMENTS	500,313		(500,313)	
CAC057	TERMINAL IMPROVEMENTS		375,297	375,297	(375,297)
	SUB-TOTAL 5A CPF 92X		375,297	375,297	(375,297)

5A CPF 92Y: 1992 SFIA ISSUE 26A-AMT BONDS

CAC057	TERMINAL IMPROVEMENTS	56,381	4,995,038	4,938,657	(4,995,038)
CAC071	CARGO FACILITY IMPROVEMENTS		(4,524,605)	(4,524,605)	4,524,605
	SUB-TOTAL 5A CPF 92Y	56,381	470,433	414,052	(470,433)

Department: AIR : AIRPORT COMMISSION

2009-2010 Original Budget	2010-2011 Proposed	2010-2011 vs 2009-2010	2011-2012 Proposed	2011-2012 vs 2010-2011
---------------------------------	-----------------------	---------------------------	-----------------------	---------------------------

Uses of Funds Detail Appropriation

CONTINUING PROJECTS:

5A CPF 92Z: 1992 SFIA ISSUE 26B-NON-AMT BONDS

CAC041	AIRPORT-WIDE INFRASTRUCTURE IMPROVEMENTS	(279,520)		279,520	
CAC047	AIRFIELD IMPROVEMENTS		(72)	(72)	72
CAC050	AIRPORT SUPPORT IMPROVEMENTS	279,520		(279,520)	
CAC052	DRAINAGE AND PONDING IMPROVEMENTS	(9,069)		9,069	
CAC057	TERMINAL IMPROVEMENTS		418,496	418,496	(418,496)
CAC060	UTILITY IMPROVEMENTS	9,069		(9,069)	
CAC070	PASSENGER BRIDGE CONNECTOR T1 TO AIRTRAI		(5,468)	(5,468)	5,468
	SUB-TOTAL 5A CPF 92Z		412,956	412,956	(412,956)

5A CPF 932: 1993 SFIA-ISSUE 2-REFUNDING BONDS FD

CAC050	AIRPORT SUPPORT IMPROVEMENTS	186	(4,983)	(5,169)	4,983
CAC057	TERMINAL IMPROVEMENTS		58,682	58,682	(58,682)
CAC083	FOOD & BEVERAGE PROGRAM	(186)		186	
	SUB-TOTAL 5A CPF 932		53,699	53,699	(53,699)

5A CPF 933: 1993 SFIA-ISSUE 3-REFUNDING BONDS FD

CAC057	TERMINAL IMPROVEMENTS		21,266	21,266	(21,266)
	SUB-TOTAL 5A CPF 933		21,266	21,266	(21,266)

5A CPF 934: 1993 SFIA-ISSUE 4-REFUNDING BONDS FD

CAC047	AIRFIELD IMPROVEMENTS		(3,995)	(3,995)	3,995
CAC049	CARGO FACILITIES	(31,356)		31,356	
CAC050	AIRPORT SUPPORT IMPROVEMENTS	31,356		(31,356)	
CAC057	TERMINAL IMPROVEMENTS		15,880	15,880	(15,880)
	SUB-TOTAL 5A CPF 934		11,885	11,885	(11,885)

5A CPF 96A: 1996 ISSUE 13T INFRASTRUCTURE BONDS

CAC050	AIRPORT SUPPORT IMPROVEMENTS	70		(70)	
CAC057	TERMINAL IMPROVEMENTS		187,916	187,916	(187,916)
CAC062	FACILITY IMPROVEMENTS	(70)		70	
	SUB-TOTAL 5A CPF 96A		187,916	187,916	(187,916)

5A CPF 96B: 1996 ISSUE 13B INFRASTRUCTURE AMT BONDS

CAC041	AIRPORT-WIDE INFRASTRUCTURE IMPROVEMENTS	(383,977)	(1,729,795)	(1,345,818)	1,729,795
CAC049	CARGO FACILITIES	(2,552)		2,552	
CAC050	AIRPORT SUPPORT IMPROVEMENTS	386,529	(29,487)	(416,016)	29,487

Department: AIR : AIRPORT COMMISSION

2009-2010 Original Budget	2010-2011 Proposed	2010-2011 vs 2009-2010	2011-2012 Proposed	2011-2012 vs 2010-2011
---------------------------------	-----------------------	---------------------------	-----------------------	---------------------------

Uses of Funds Detail Appropriation

CONTINUING PROJECTS:

5A CPF 96B: 1996 ISSUE 13B INFRASTRUCTURE AMT BONDS

CAC057	TERMINAL IMPROVEMENTS		2,183,350	2,183,350	(2,183,350)
CAC060	UTILITY IMPROVEMENTS	1,550		(1,550)	
CAC062	FACILITY IMPROVEMENTS	(1,550)		1,550	
	SUB-TOTAL 5A CPF 96B		424,068	424,068	(424,068)

5A CPF 97A: 1997 COMMERCIAL PAPER FUND (AMT)

CAC050	AIRPORT SUPPORT IMPROVEMENTS		(57)	(57)	57
CAC057	TERMINAL IMPROVEMENTS		346,151	346,151	(346,151)
	SUB-TOTAL 5A CPF 97A		346,094	346,094	(346,094)

5A CPF 98C: 1998 COMMERCIAL PAPER - SERIES 3 AMT

CAC035	BOARDING AREA IMPROVEMENTS		(50)	(50)	50
CAC038	SCREENING IMPROVEMENTS	(162,529)	(25,053)	137,476	25,053
CAC041	AIRPORT-WIDE INFRASTRUCTURE IMPROVEMENTS	(165,848)		165,848	
CAC048	SAFETY & SECURITY IMPROVEMENTS		(159,846)	(159,846)	159,846
CAC050	AIRPORT SUPPORT IMPROVEMENTS	342,305	(46,032)	(388,337)	46,032
CAC052	DRAINAGE AND PONDING IMPROVEMENTS		(5,441)	(5,441)	5,441
CAC055	PARKING IMPROVEMENTS		(161,666)	(161,666)	161,666
CAC057	TERMINAL IMPROVEMENTS		2,113,308	2,113,308	(2,113,308)
CAC062	FACILITY IMPROVEMENTS	(13,928)		13,928	
	SUB-TOTAL 5A CPF 98C		1,715,220	1,715,220	(1,715,220)

5A CPF 98D: 1998 COMMERCIAL PAPER - SERIES 3 NON AMT

CAC038	SCREENING IMPROVEMENTS		(24,073)	(24,073)	24,073
CAC040	WASTEWATER TREATMENT PLANT	(5,603)		5,603	
CAC041	AIRPORT-WIDE INFRASTRUCTURE IMPROVEMENTS		(102,803)	(102,803)	102,803
CAC047	AIRFIELD IMPROVEMENTS		(4,346)	(4,346)	4,346
CAC048	SAFETY & SECURITY IMPROVEMENTS		(45,365)	(45,365)	45,365
CAC050	AIRPORT SUPPORT IMPROVEMENTS		24,073	24,073	(24,073)
CAC057	TERMINAL IMPROVEMENTS		739,866	739,866	(739,866)
CAC060	UTILITY IMPROVEMENTS	5,603		(5,603)	
	SUB-TOTAL 5A CPF 98D		587,352	587,352	(587,352)

5A CPF 99B: TAXABLE COMMERCIAL PAPER

CAC057	TERMINAL IMPROVEMENTS		284,197	284,197	(284,197)
	SUB-TOTAL 5A CPF 99B		284,197	284,197	(284,197)

Department: AIR : AIRPORT COMMISSION

2009-2010 Original Budget	2010-2011 Proposed	2010-2011 vs 2009-2010	2011-2012 Proposed	2011-2012 vs 2010-2011
---------------------------------	-----------------------	---------------------------	-----------------------	---------------------------

Uses of Funds Detail Appropriation

CONTINUING PROJECTS:

5A CPF 9CP: 2009 SFIA CAPITAL PLAN

CAC046	ENVIRONMENTAL IMPROVEMENTS		(92,806)	(92,806)		92,806
CAC047	AIRFIELD IMPROVEMENTS		(4,061,969)	(4,061,969)		4,061,969
CAC048	SAFETY & SECURITY IMPROVEMENTS	8,662,558	(2,000,000)	(10,662,558)		2,000,000
CAC050	AIRPORT SUPPORT IMPROVEMENTS	725,000	(4,565,000)	(5,290,000)	16,000,000	20,565,000
CAC054	GROUND SIDE IMPROVEMENTS		(1,100,000)	(1,100,000)		1,100,000
CAC055	PARKING IMPROVEMENTS		(4,405,000)	(4,405,000)		4,405,000
CAC057	TERMINAL IMPROVEMENTS	(1,900,000)	29,917,775	31,817,775		(29,917,775)
CAC060	UTILITY IMPROVEMENTS	(12,558)	(13,693,000)	(13,680,442)		13,693,000
	SUB-TOTAL 5A CPF 9CP	7,475,000		(7,475,000)	16,000,000	16,000,000

5A CPF AOF: SFIA-CAPITAL PROJECTS-OPERATING FUND

CAC035	BOARDING AREA IMPROVEMENTS		(1,172)	(1,172)		1,172
CAC036	TERMINAL 2 RENOVATIONS	(66,721)		66,721		
CAC038	SCREENING IMPROVEMENTS		(29,703)	(29,703)		29,703
CAC042	INFRASTRUCTURE IMPROVEMENTS	(8,657)	(8,908)	(251)		8,908
CAC044	OWNER CONTROLLED INSURANCE PROGRAM	(272,698)		272,698		
CAC047	AIRFIELD IMPROVEMENTS		1,099,625	1,099,625		(1,099,625)
CAC048	SAFETY & SECURITY IMPROVEMENTS		1,853,222	1,853,222		(1,853,222)
CAC050	AIRPORT SUPPORT IMPROVEMENTS	339,419	22,165	(317,254)		(22,165)
CAC052	DRAINAGE AND PONDING IMPROVEMENTS	(32,640)	(2,487)	30,153		2,487
CAC057	TERMINAL IMPROVEMENTS	308,622	73,404	(235,218)		(73,404)
CAC060	UTILITY IMPROVEMENTS	32,640		(32,640)		
	SUB-TOTAL 5A CPF AOF	299,965	3,006,146	2,706,181		(3,006,146)

5A CPF C8C: 2008 COMMERCIAL PAPER SERIES 2-AMT

CAC057	TERMINAL IMPROVEMENTS	639,793		(639,793)		
	SUB-TOTAL 5A CPF C8C	639,793		(639,793)		

5A CPF C8G: 2008A NOTES SERIES AMT - JUL-DEC

CAC057	TERMINAL IMPROVEMENTS	100,036		(100,036)		
	SUB-TOTAL 5A CPF C8G	100,036		(100,036)		

5A CPF C8Y: 2008 CP SERIES A-AMT JUL-DEC

CAC057	TERMINAL IMPROVEMENTS		10,290	10,290		(10,290)
CAC060	UTILITY IMPROVEMENTS		(10,290)	(10,290)		10,290

SUB-TOTAL 5A CPF C8Y

Department: AIR : AIRPORT COMMISSION

2009-2010 Original Budget	2010-2011 Proposed	2010-2011 vs 2009-2010	2011-2012 Proposed	2011-2012 vs 2010-2011
---------------------------------	-----------------------	---------------------------	-----------------------	---------------------------

Uses of Funds Detail Appropriation

CONTINUING PROJECTS:

5A CPF C9Y: 2009 CP SERIES A-AMT JUL-DEC

CAC057	TERMINAL IMPROVEMENTS	3,000,000		(3,000,000)	
SUB-TOTAL 5A CPF C9Y		3,000,000		(3,000,000)	

5A CPF C9Z: 2009 CP SERIES B-NON-AMT JUL-DEC

CAC048	SAFETY & SECURITY IMPROVEMENTS	1,100,000		(1,100,000)	
CAC050	AIRPORT SUPPORT IMPROVEMENTS	695,000		(695,000)	
CAC057	TERMINAL IMPROVEMENTS	1,368,345		(1,368,345)	
CAC060	UTILITY IMPROVEMENTS	600,000		(600,000)	
SUB-TOTAL 5A CPF C9Z		3,763,345		(3,763,345)	

5A CPF UNA: SFIA-CAPITAL PROJECTS-UNALLOCATED

CAC041	AIRPORT-WIDE INFRASTRUCTURE IMPROVEMENTS	(133,470)		133,470	
CAC047	AIRFIELD IMPROVEMENTS		(71,570)	(71,570)	71,570
CAC048	SAFETY & SECURITY IMPROVEMENTS		(103,553)	(103,553)	103,553
CAC050	AIRPORT SUPPORT IMPROVEMENTS	133,470	(86,379)	(219,849)	86,379
CAC052	DRAINAGE AND PONDING IMPROVEMENTS	(31,320)	(66,217)	(34,897)	66,217
CAC057	TERMINAL IMPROVEMENTS		327,719	327,719	(327,719)
CAC060	UTILITY IMPROVEMENTS	31,320		(31,320)	
SUB-TOTAL 5A CPF UNA					

5A SRF NFF: SFIA-NARC FORFEITURE & ASSET SEIZURE FD

PACA56	NARCOTICS FORFEITURE FUND	731,000	169,000	(562,000)	(169,000)
SUB-TOTAL 5A SRF NFF		731,000	169,000	(562,000)	(169,000)
SUB-TOTAL CONTINUING PROJECTS		20,346,484	23,403,561	3,057,077	24,500,000

GRANTS:

5A CPF ARA: AMERICAN RECOVERY AND REINVESTMENT ACT

ACFFAA	AMERICAN RECOVERY & REINVESTMENT ACT-FAA	5,500,000		(5,500,000)	
SUB-TOTAL 5A CPF ARA		5,500,000		(5,500,000)	

5A CPF FED: SFIA-CAPITAL PROJECTS-FEDERAL FUND

ACAIPR	AIRPORT IMPROVEMENT PROGRAM	2,638,457		(2,638,457)	
ACFACE	AIR CARGO EXPLOSIVE DETECTION SYSTEM PRG	306,778		(306,778)	
ACFCTV	CLOSED CIRCUIT TV ENHANCEMENT PROGRAM	5,000,000		(5,000,000)	
ACFFED	ANTICIPATED FEDERAL GRANTS	35,296,068	51,139,558	15,843,490	68,921,576
					17,782,018

Department: AIR : AIRPORT COMMISSION

2009-2010 Original Budget	2010-2011 Proposed	2010-2011 vs 2009-2010	2011-2012 Proposed	2011-2012 vs 2010-2011
---------------------------------	-----------------------	---------------------------	-----------------------	---------------------------

Uses of Funds Detail Appropriation

GRANTS:

5A CPF FED: SFIA-CAPITAL PROJECTS-FEDERAL FUND

ACMCLT	CALTRANS; FEDERAL-AID PROJECTS 04-6097	11,423,745		(11,423,745)		
	SUB-TOTAL 5A CPF FED	54,665,048	51,139,558	(3,525,490)	68,921,576	17,782,018

5A CPF STA: SFIA-CAPITAL PROJECTS-STATE FUND

ACMCLT	CALTRANS; FEDERAL-AID PROJECTS 04-6097	1,721,009		(1,721,009)		
	SUB-TOTAL 5A CPF STA	1,721,009		(1,721,009)		
	SUB-TOTAL GRANTS	61,886,057	51,139,558	(10,746,499)	68,921,576	17,782,018

WORK ORDERS/OVERHEAD:

5A AAA PEB: OTHR-POST-EMPLOYMENT BENEFIT FND-GASB 45

AIR02	BUSINESS AND FINANCE	38,507,012	11,547,000	(26,960,012)	11,547,000	
	SUB-TOTAL 5A AAA PEB	38,507,012	11,547,000	(26,960,012)	11,547,000	
	SUB-TOTAL WORK ORDERS/OVERHEAD	38,507,012	11,547,000	(26,960,012)	11,547,000	

Total Uses of Funds		739,453,912	749,285,170	9,831,258	808,412,450	59,127,280
----------------------------	--	--------------------	--------------------	------------------	--------------------	-------------------

Department: ART : ARTS COMMISSION

2009-2010 Original Budget	2010-2011 Proposed	2010-2011 vs 2009-2010
---------------------------------	-----------------------	---------------------------

Fund Summary

1G AGF	GENERAL FUND	8,855,279	8,420,909	(434,370)
2S CRF	CULTURE & RECREATION SPEC REV FD	1,308,807	1,547,265	238,458
Total Sources and Uses by Funds		10,164,086	9,968,174	(195,912)

Program Summary

EEJ	ART COMMISSION-ADMINISTRATION	1,473,400	1,566,284	92,884
EER	CIVIC COLLECTION	47,105	83,775	36,670
EEO	COMMUNITY ARTS & EDUCATION	4,266,110	3,917,412	(348,698)
EEO	COMMUNITY ARTS & EDUCATION	4,266,110	3,917,412	(348,698)
EEP	CULTURAL EQUITY	2,098,897	2,089,521	(9,376)
EES	GALLERY	25,000	25,000	0
EEQ	MUNICIPAL SYMPHONY CONCERTS	1,899,510	1,910,283	10,773
EEN	PUBLIC ART	113,586	113,586	0
EEM	STREET ARTISTS	240,478	262,313	21,835
Total Uses by Program		10,164,086	9,968,174	(195,912)

Character Summary

001	SALARIES	1,475,933	1,378,463	(97,470)
013	MANDATORY FRINGE BENEFITS	583,954	627,983	44,029
020	OVERHEAD		27,479	27,479
021	NON PERSONNEL SERVICES	2,488,182	2,648,027	159,845
038	CITY GRANT PROGRAMS	4,679,031	4,712,625	33,594
040	MATERIALS & SUPPLIES	4,620	3,632	(988)
060	CAPITAL OUTLAY	400,000	37,000	(363,000)
06F	FACILITIES MAINTENANCE	20,750	90,750	70,000
081	SERVICES OF OTHER DEPTS	511,616	442,215	(69,401)
Total Uses by Character		10,164,086	9,968,174	(195,912)

Reserved Appropriations

CONTROLLER RESERVES:

OPERATING: 1G AGF AAA:

001	SALARIES		46,759	46,759
-----	----------	--	--------	--------

Department: ART : ARTS COMMISSION

2009-2010 Original Budget	2010-2011 Proposed	2010-2011 vs 2009-2010
---------------------------------	-----------------------	---------------------------

Reserved Appropriations

CONTROLLER RESERVES:				
OPERATING: 1G AGF AAA:				
013	MANDATORY FRINGE BENEFITS		18,567	18,567
	SUB-TOTAL CONTROLLER RESERVES	0	65,326	65,326
Total Reserved Appropriations			65,326	65,326

Sources of Funds Detail by Subject

12210	HOTEL ROOM TAX	3,232,000	3,232,000	0
20360	STREET ARTIST CERTIFICATION FEES	240,478	262,313	21,835
30150	INTEREST EARNED - POOLED CASH	8,000	8,000	0
44939	FEDERAL DIRECT GRANT	100,000		(100,000)
60127	CIVIC DESIGN FEE - ARTS COMMISSION	50,000	132,870	82,870
62849	ART COMM OTHER PERFORMANCES	4,000	4,000	0
66501	TRANSIT ADVERTISING	234,603	234,603	0
79999	OTHER NON-OPERATING REVENUE	690,701	764,113	73,412
865AC	EXP REC FR AIRPORT (AAO)	31,025	31,025	0
865CA	EXP REC FR ADM (AAO)	441,229	441,229	0
865CH	EXP REC FR CHILD;YOUTH & FAM (AAO)		100,000	100,000
865LB	EXP REC FR PUBLIC LIBRARY (AAO)	341,000	170,000	(171,000)
865PW	EXP REC FR PUBLIC WORKS (AAO)		150,000	150,000
87599	EXP REC-UNALLOCATED (NON-AAO FDS)	400,000		(400,000)
9501G	ITI FR 1G-GENERAL FUND	250,000	55,000	(195,000)
GFS (1)	GENERAL FUND SUPPORT	4,141,050	4,383,021	241,971
Total Sources of Funds		10,164,086	9,968,174	(195,912)

(1) This figure represents the nondepartmental (citywide) general fund revenues required to support the department's operations.

Uses of Funds Detail Appropriation

OPERATING:				
1G AGF AAA: GF-NON-PROJECT-CONTROLLED				
001	SALARIES	362,877	321,424	(41,453)
013	MANDATORY FRINGE BENEFITS	117,101	115,956	(1,145)

Department: ART : ARTS COMMISSION

2009-2010 Original Budget	2010-2011 Proposed	2010-2011 vs 2009-2010
---------------------------------	-----------------------	---------------------------

Uses of Funds Detail Appropriation

OPERATING:

1G AGF AAA: GF-NON-PROJECT-CONTROLLED

021	NON PERSONNEL SERVICES		71,000	71,000
081	SERVICES OF OTHER DEPTS	203,051	200,580	(2,471)
	SUB-TOTAL 1G AGF AAA	683,029	708,960	25,931
	SUB-TOTAL OPERATING	683,029	708,960	25,931

ANNUAL PROJECTS:

1G AGF AAP: GF-ANNUAL PROJECT

FAR211	CIVIC COLLECTION - MAINTENANCE	15,750	52,750	37,000
FAR322	FACILITY MAINTENANCE PROJECTS	67,382	95,000	27,618
PAR004	ART COMMISSION - SYMPHONY ORCHESTRA	1,899,510	1,910,283	10,773
PAR041	COMMUNITY ART AND EDUCATION - HOTEL TAX	225,000	225,000	0
PAR045	COM. ARTS & ED - CULTURAL CENTERS	2,485,110	2,613,269	128,159
PAR046	GALLERY - CITY HALL ART EXHIBIT	25,000	25,000	0
PART01	ARTS ENHANCEMENT	614,601	431,126	(183,475)
	SUB-TOTAL 1G AGF AAP	5,332,353	5,352,428	20,075
	SUB-TOTAL ANNUAL PROJECTS	5,332,353	5,352,428	20,075

CONTINUING PROJECTS:

1G AGF ACP: GF-CONTINUING PROJECTS

FAR403	CAE - BAYVIEW MAINTENANCE	400,000		(400,000)
PAR197	CULTURE EQUITY GRANT-ADMINISTRATION	2,098,897	2,089,521	(9,376)
	SUB-TOTAL 1G AGF ACP	2,498,897	2,089,521	(409,376)

2S CRF ACA: ARTS COM-PUBLIC ARTS FUND

PAR054	PUBLIC ART - MARKET STREET ART	109,586	109,586	0
PAR055	PUBLIC ART - JC DECAUX	4,000	4,000	0
PAR056	COM. ARTS & ED.- YOUTH ARTS	133,017	133,017	0
PAR106	STREET SMARTS ARTS PROGRAM		75,000	75,000
PAR107	CURRICULUM PROJECT ARTS PROGRAM		75,000	75,000
PAR516	ARTS COMMISSION-CIVIC DESIGN		89,491	89,491
PAR562	CIVIC COLLECTION - AIRPORT	31,355	31,025	(330)
PAR999	SALARY & PROGRAM SUPPORT	790,371	767,833	(22,538)
	SUB-TOTAL 2S CRF ACA	1,068,329	1,284,952	216,623

Department: ART : ARTS COMMISSION

2009-2010 Original Budget	2010-2011 Proposed	2010-2011 vs 2009-2010
---------------------------------	-----------------------	---------------------------

Uses of Funds Detail Appropriation

CONTINUING PROJECTS:

2S CRF ACB: ARTS COM-STREET ARTIST PROGRAM FUND

PAR102	STREET ARTIST LICENSE ADMINISTRATION	240,478	262,313	21,835
	SUB-TOTAL 2S CRF ACB	240,478	262,313	21,835
	SUB-TOTAL CONTINUING PROJECTS	3,807,704	3,636,786	(170,918)

WORK ORDERS/OVERHEAD:

1G AGF WOF: GENERAL FUND WORK ORDER FUND

ART02	OPERATIONS	341,000	270,000	(71,000)
	SUB-TOTAL 1G AGF WOF	341,000	270,000	(71,000)
	SUB-TOTAL WORK ORDERS/OVERHEAD	341,000	270,000	(71,000)

Total Uses of Funds		10,164,086	9,968,174	(195,912)
----------------------------	--	-------------------	------------------	------------------

Department: AAM : ASIAN ART MUSEUM

2009-2010 Original Budget	2010-2011 Proposed	2010-2011 vs 2009-2010
---------------------------------	-----------------------	---------------------------

Fund Summary

1G AGF	GENERAL FUND	6,570,126	6,426,218	(143,908)
2S CRF	CULTURE & RECREATION SPEC REV FD	873,375	903,984	30,609
Total Sources and Uses by Funds		7,443,501	7,330,202	(113,299)

Program Summary

EEI	ASIAN ARTS MUSEUM	7,443,501	7,330,202	(113,299)
Total Uses by Program		7,443,501	7,330,202	(113,299)

Character Summary

001	SALARIES	3,370,616	2,582,964	(787,652)
013	MANDATORY FRINGE BENEFITS	1,293,855	1,084,599	(209,256)
020	OVERHEAD	19,618	42,401	22,783
021	NON PERSONNEL SERVICES	1,750,004	2,627,249	877,245
06F	FACILITIES MAINTENANCE	173,644	150,000	(23,644)
081	SERVICES OF OTHER DEPTS	835,764	842,989	7,225
Total Uses by Character		7,443,501	7,330,202	(113,299)

Reserved Appropriations

CONTROLLER RESERVES:

OPERATING: 1G AGF AAA:

001	SALARIES		178,215	178,215
013	MANDATORY FRINGE BENEFITS		71,809	71,809
SUB-TOTAL CONTROLLER RESERVES		0	250,024	250,024
Total Reserved Appropriations			250,024	250,024

Sources of Funds Detail by Subobject

12210	HOTEL ROOM TAX	2,229,000	2,229,000	0
62851	MUSEUM EXHIBITION ADMISSION	873,375	903,984	30,609
GFS (1)	GENERAL FUND SUPPORT	4,341,126	4,197,218	(143,908)

Department: AAM : ASIAN ART MUSEUM

2009-2010 Original Budget	2010-2011 Proposed	2010-2011 vs 2009-2010
---------------------------------	-----------------------	---------------------------

Sources of Funds Detail by Subobject

Total Sources of Funds	7,443,501	7,330,202	(113,299)
------------------------	-----------	-----------	-----------

(1) This figure represents the nondepartmental (citywide) general fund revenues required to support the department's operations.

Uses of Funds Detail Appropriation

OPERATING:

1G AGF AAA: GF-NON-PROJECT-CONTROLLED

001	SALARIES	3,180,957	2,395,944	(785,013)
013	MANDATORY FRINGE BENEFITS	1,185,133	965,412	(219,721)
021	NON PERSONNEL SERVICES	1,194,628	2,071,873	877,245
081	SERVICES OF OTHER DEPTS	835,764	842,989	7,225
	SUB-TOTAL 1G AGF AAA	6,396,482	6,276,218	(120,264)
	SUB-TOTAL OPERATING	6,396,482	6,276,218	(120,264)

ANNUAL PROJECTS:

1G AGF AAP: GF-ANNUAL PROJECT

FAA292	FACILITIES MAINTENANCE	173,644	150,000	(23,644)
	SUB-TOTAL 1G AGF AAP	173,644	150,000	(23,644)
	SUB-TOTAL ANNUAL PROJECTS	173,644	150,000	(23,644)

CONTINUING PROJECTS:

2S CRF RPD: MUSEUMS ADMISSION FUND

PAA002	ASIAN ARTS OPERATING REV/EXP	873,375	903,984	30,609
	SUB-TOTAL 2S CRF RPD	873,375	903,984	30,609
	SUB-TOTAL CONTINUING PROJECTS	873,375	903,984	30,609

Total Uses of Funds		7,443,501	7,330,202	(113,299)
----------------------------	--	------------------	------------------	------------------

Department: ASR : ASSESSOR / RECORDER

2009-2010 Original Budget	2010-2011 Proposed	2010-2011 vs 2009-2010
---------------------------------	-----------------------	---------------------------

Fund Summary

1G AGF	GENERAL FUND	14,764,882	17,361,280	2,596,398
2S GSF	GENERAL SERVICES SPECIAL REVENUE FUND	932,004	1,075,000	142,996
Total Sources and Uses by Funds		15,696,886	18,436,280	2,739,394

Program Summary

FDK	PERSONAL PROPERTY	2,602,635	2,620,789	18,154
FDJ	REAL PROPERTY	5,771,954	6,036,584	264,630
FCG	RECORDER	1,226,459	1,371,518	145,059
FDL	TECHNICAL SERVICES	5,142,696	5,593,030	450,334
FEH	TRANSFER TAX	953,142	2,814,359	1,861,217
Total Uses by Program		15,696,886	18,436,280	2,739,394

Character Summary

001	SALARIES	9,991,591	10,235,686	244,095
013	MANDATORY FRINGE BENEFITS	3,506,543	4,023,549	517,006
020	OVERHEAD	64,364	79,324	14,960
021	NON PERSONNEL SERVICES	718,072	2,683,311	1,965,239
040	MATERIALS & SUPPLIES	112,066	127,241	15,175
060	CAPITAL OUTLAY	133,000	121,590	(11,410)
081	SERVICES OF OTHER DEPTS	1,171,250	1,165,579	(5,671)
Total Uses by Character		15,696,886	18,436,280	2,739,394

Reserved Appropriations

CONTROLLER RESERVES:

OPERATING: 1G AGF AAA:

001	SALARIES		761,352	761,352
013	MANDATORY FRINGE BENEFITS		299,280	299,280
SUB-TOTAL CONTROLLER RESERVES		0	1,060,632	1,060,632
Total Reserved Appropriations			1,060,632	1,060,632

Department: ASR : ASSESSOR / RECORDER

2009-2010 Original Budget	2010-2011 Proposed	2010-2011 vs 2009-2010
---------------------------------	-----------------------	---------------------------

Sources of Funds Detail by Subobject

60115	RECORDING FEES	2,227,829	2,425,000	197,171
60116	RECORDER-RE RECORDATION FEE	14,000	15,000	1,000
60143	VITAL & HEALTH STATISTICS FEE STA	25,000	25,000	0
60152	SOCIAL SECURITY NUMBER TRUNCATION FEE	106,000	150,000	44,000
60199	OTHER GENERAL GOVERNMENT CHARGES	204,175	225,000	20,825
865GE	EXP REC FR GENERAL CITY RESP (AAO)		170,649	170,649
87599	EXP REC-UNALLOCATED (NON-AAO FDS)		300,000	300,000
GFS (1)	GENERAL FUND SUPPORT	13,119,882	15,125,631	2,005,749
Total Sources of Funds		15,696,886	18,436,280	2,739,394

(1) This figure represents the nondepartmental (citywide) general fund revenues required to support the department's operations.

Uses of Funds Detail Appropriation

OPERATING:

1G AGF AAA: GF-NON-PROJECT-CONTROLLED

001	SALARIES	9,491,638	9,751,250	259,612
013	MANDATORY FRINGE BENEFITS	3,257,354	3,748,248	490,894
021	NON PERSONNEL SERVICES	437,534	392,034	(45,500)
040	MATERIALS & SUPPLIES	45,000	40,000	(5,000)
081	SERVICES OF OTHER DEPTS	1,171,250	1,165,579	(5,671)
SUB-TOTAL 1G AGF AAA		14,402,776	15,097,111	694,335
SUB-TOTAL OPERATING		14,402,776	15,097,111	694,335

ANNUAL PROJECTS:

1G AGF AAP: GF-ANNUAL PROJECT

PRR061	RECORDER INDEXING PROJECT	294,455	296,518	2,063
SUB-TOTAL 1G AGF AAP		294,455	296,518	2,063
SUB-TOTAL ANNUAL PROJECTS		294,455	296,518	2,063

Department: ASR : ASSESSOR / RECORDER

2009-2010 Original Budget	2010-2011 Proposed	2010-2011 vs 2009-2010
---------------------------------	-----------------------	---------------------------

Uses of Funds Detail Appropriation

CONTINUING PROJECTS:

1G AGF ACP: GF-CONTINUING PROJECTS

CAS818	AB719/PROPERTY TAX SYSTEM PROJECT	17,651	1,317,651	1,300,000
PAS002	TECHNOLOGY INFRASTRUCTURE		600,000	600,000
PASAAR	ASSESSMENT APPEALS RESEARCH	50,000	50,000	0
	SUB-TOTAL 1G AGF ACP	67,651	1,967,651	1,900,000

2S GSF SAF: STATE AUTHORIZED SPECIAL REV FUND

PAS006	SOCIAL SECURITY NUMBER TRUNCATION	106,000	71,000	(35,000)
PRR003	DOC STORAGE CONVER FUND AB3332	158,188	143,005	(15,183)
PRR008	PAGE RECORDERS MODERNIZATION	642,816	835,995	193,179
	SUB-TOTAL 2S GSF SAF	907,004	1,050,000	142,996

2S GSF VHS: VITAL & HLTH STATISTICS FEES

PRR010	STATISTICS FEE COLLECTION-RECORDER	25,000	25,000	0
	SUB-TOTAL 2S GSF VHS	25,000	25,000	0

SUB-TOTAL CONTINUING PROJECTS

		999,655	3,042,651	2,042,996
Total Uses of Funds		15,696,886	18,436,280	2,739,394

Department: PAB : BOARD OF APPEALS

2009-2010 Original Budget	2010-2011 Proposed	2010-2011 vs 2009-2010
---------------------------------	-----------------------	---------------------------

Fund Summary

1G AGF	GENERAL FUND	834,412	931,227	96,815
Total Sources and Uses by Funds		834,412	931,227	96,815

Program Summary

BAH	APPEALS PROCESSING	834,412	931,227	96,815
Total Uses by Program		834,412	931,227	96,815

Character Summary

001	SALARIES	381,884	370,676	(11,208)
013	MANDATORY FRINGE BENEFITS	159,606	178,349	18,743
020	OVERHEAD	36,928	45,121	8,193
021	NON PERSONNEL SERVICES	47,192	47,192	0
040	MATERIALS & SUPPLIES	10,459	9,398	(1,061)
081	SERVICES OF OTHER DEPTS	198,343	280,491	82,148
Total Uses by Character		834,412	931,227	96,815

Sources of Funds Detail by Subobject

60124	PERMIT APPLICATION FILING FEES	38,700	45,633	6,933
60126	BOARD OF APPEALS SURCHARGE	795,712	885,594	89,882
Total Sources of Funds		834,412	931,227	96,815

Uses of Funds Detail Appropriation

OPERATING:

1G AGF AAA: GF-NON-PROJECT-CONTROLLED

001	SALARIES	381,884	370,676	(11,208)
013	MANDATORY FRINGE BENEFITS	159,606	178,349	18,743
020	OVERHEAD	36,928	45,121	8,193
021	NON PERSONNEL SERVICES	47,192	47,192	0
040	MATERIALS & SUPPLIES	10,459	9,398	(1,061)

Department: PAB : BOARD OF APPEALS

2009-2010 Original Budget	2010-2011 Proposed	2010-2011 vs 2009-2010
---------------------------------	-----------------------	---------------------------

Uses of Funds Detail Appropriation

OPERATING:				
1G AGF AAA: GF-NON-PROJECT-CONTROLLED				
081	SERVICES OF OTHER DEPTS	198,343	280,491	82,148
	SUB-TOTAL 1G AGF AAA	834,412	931,227	96,815
	SUB-TOTAL OPERATING	834,412	931,227	96,815
Total Uses of Funds		834,412	931,227	96,815

Department: BOS : BOARD OF SUPERVISORS

2009-2010 Original Budget	2010-2011 Proposed	2010-2011 vs 2009-2010
---------------------------------	-----------------------	---------------------------

Fund Summary

1G AGF	GENERAL FUND	10,701,998	10,589,081	(112,917)
Total Sources and Uses by Funds		10,701,998	10,589,081	(112,917)

Program Summary

FAQ	BOARD - LEGISLATIVE ANALYSIS	2,208,078	2,050,000	(158,078)
FAA	BOARD OF SUPERVISOR	4,910,935	4,917,167	6,232
FAL	CHILDREN'S BASELINE	199,597	159,567	(40,030)
FAE	CLERK OF THE BOARD	3,353,955	3,461,499	107,544
FAT	LOCAL AGENCY FORMATION	29,433	848	(28,585)
Total Uses by Program		10,701,998	10,589,081	(112,917)

Character Summary

001	SALARIES	5,650,984	5,390,124	(260,860)
013	MANDATORY FRINGE BENEFITS	1,845,742	2,024,282	178,540
021	NON PERSONNEL SERVICES	2,910,282	2,921,526	11,244
040	MATERIALS & SUPPLIES	26,901	32,598	5,697
081	SERVICES OF OTHER DEPTS	268,089	220,551	(47,538)
Total Uses by Character		10,701,998	10,589,081	(112,917)

Reserved Appropriations

CONTROLLER RESERVES:				
OPERATING: 1G AGF AAA:				
001	SALARIES		400,929	400,929
013	MANDATORY FRINGE BENEFITS		150,570	150,570
SUB-TOTAL CONTROLLER RESERVES		0	551,499	551,499
Total Reserved Appropriations			551,499	551,499

Sources of Funds Detail by Subject

60147	BOS - PLANNING APPEALS SURCHARGE	25,000	40,000	15,000
60199	OTHER GENERAL GOVERNMENT CHARGES	140,000	230,250	90,250

Department: BOS : BOARD OF SUPERVISORS

2009-2010 Original Budget	2010-2011 Proposed	2010-2011 vs 2009-2010
---------------------------------	-----------------------	---------------------------

Sources of Funds Detail by Subobject

865UW	EXP REC FR WATER DEPT (AAO)	90,000	90,000	0
87599	EXP REC-UNALLOCATED (NON-AAO FDS)		20,000	20,000
GFS (1)	GENERAL FUND SUPPORT	10,446,998	10,208,831	(238,167)
Total Sources of Funds		10,701,998	10,589,081	(112,917)

(1) This figure represents the nondepartmental (citywide) general fund revenues required to support the department's operations.

Uses of Funds Detail Appropriation

OPERATING:				
1G AGF AAA: GF-NON-PROJECT-CONTROLLED				
001	SALARIES	5,630,199	5,393,319	(236,880)
013	MANDATORY FRINGE BENEFITS	1,837,094	2,020,239	183,145
021	NON PERSONNEL SERVICES	2,910,282	2,921,526	11,244
040	MATERIALS & SUPPLIES	26,901	32,598	5,697
081	SERVICES OF OTHER DEPTS	268,089	220,551	(47,538)
SUB-TOTAL 1G AGF AAA		10,672,565	10,588,233	(84,332)
SUB-TOTAL OPERATING		10,672,565	10,588,233	(84,332)
CONTINUING PROJECTS:				
1G AGF ACP: GF-CONTINUING PROJECTS				
PBDLAF	BD OF SUPERVISORS LAFCO PROJECT	29,433	848	(28,585)
SUB-TOTAL 1G AGF ACP		29,433	848	(28,585)
SUB-TOTAL CONTINUING PROJECTS		29,433	848	(28,585)
Total Uses of Funds		10,701,998	10,589,081	(112,917)

Department: DBI : DEPARTMENT OF BUILDING INSPECTION

2009-2010 Original Budget	2010-2011 Proposed	2010-2011 vs 2009-2010
---------------------------------	-----------------------	---------------------------

Fund Summary

2S BIF	BUILDING INSPECTION FUND	40,530,326	43,995,625	3,465,299
Total Sources and Uses by Funds		40,530,326	43,995,625	3,465,299

Program Summary

BAN	ADMINISTRATION/SUPPORT SERVICES	13,142,863	13,957,790	814,927
BIS	INSPECTION SERVICES	18,372,955	20,858,202	2,485,247
BPS	PLAN REVIEW SERVICES	9,014,508	9,179,633	165,125
Total Uses by Program		40,530,326	43,995,625	3,465,299

Character Summary

001	SALARIES	19,140,245	21,087,201	1,946,956
013	MANDATORY FRINGE BENEFITS	7,271,654	8,555,682	1,284,028
020	OVERHEAD		550,921	550,921
021	NON PERSONNEL SERVICES	4,039,061	4,012,423	(26,638)
038	CITY GRANT PROGRAMS	366,436	366,436	0
040	MATERIALS & SUPPLIES	1,185,983	1,540,598	354,615
060	CAPITAL OUTLAY	166,005	79,000	(87,005)
081	SERVICES OF OTHER DEPTS	7,706,041	7,148,463	(557,578)
091	OPERATING TRANSFERS OUT	654,901	654,901	0
095	INTRAFUND TRANSFERS OUT	2,648,251	2,102,270	(545,981)
ELU	TRANSFER ADJUSTMENTS-USES	(2,648,251)	(2,102,270)	545,981
Total Uses by Character		40,530,326	43,995,625	3,465,299

Reserved Appropriations

CONTROLLER RESERVES:

OPERATING: 2S BIF ANP:

001	SALARIES	411,728	(411,728)
013	MANDATORY FRINGE BENEFITS	108,272	(108,272)

Department: DBI : DEPARTMENT OF BUILDING INSPECTION

2009-2010 Original Budget	2010-2011 Proposed	2010-2011 vs 2009-2010
---------------------------------	-----------------------	---------------------------

Reserved Appropriations

BUDGET AND FINANCE COMMITTEE RESERVES:			
CONTINUING PROJECTS: 2S BIF CPR:			
PBIPTC	PERMIT TRACKING SYSTEM ENHANCEMENT	460,000	(460,000)
	SUB-TOTAL CONTROLLER RESERVES	980,000	0
	Total Reserved Appropriations	980,000	(980,000)

Sources of Funds Detail by Subobject

20931	APARTMENT LICENSE FEE	3,878,490	6,099,090	2,220,600
30150	INTEREST EARNED - POOLED CASH	332,495	316,738	(15,757)
60175	TTX - GENERAL GOVERNMENT SERVICE CHARGES	17,300	16,480	(820)
61101	PLAN CHECKING	9,025,287	10,821,795	1,796,508
61102	PREMIUM PLAN REVIEW	489,600	466,398	(23,202)
61103	PREPLAN APPLICATION MEETING	112,984	107,630	(5,354)
61104	SUBPOENA	17,345	16,523	(822)
61105	APPLICATION EXTENSION FEE	100	95	(5)
61106	TECHNOLOGY SURCHARGE	1,000,000	800,000	(200,000)
61108	NOTICES	46,200	44,011	(2,189)
61109	POSTING NOTICES	100	95	(5)
61110	STREET NUMBERS	57,400	54,680	(2,720)
61111	REPRODUCTION	6,600	6,287	(313)
61112	CENTRAL PERMIT BUREAU FEE	473,400	450,965	(22,435)
61115	BUILDING PERMITS	10,472,607	10,369,454	(103,153)
61116	BID INVESTIGATION FEE	300	286	(14)
61117	ADDITION BLDG INSPECTIONS	914,703	871,355	(43,348)
61118	CONDO CONVERSION REPORTS	50,900	48,488	(2,412)
61119	OFF HOURS BLDG INSPECTION	91,614	87,272	(4,342)
61120	ENERGY INSPECTION	13,000	12,384	(616)
61121	PERMIT EXTENSION FEE	1,000	953	(47)
61130	PLUMBING PERMIT ISSUANCE FEE	2,359,994	2,562,721	202,727
61131	PENALTIES-PLUMBING/MECHANICAL PERMITS	88,900	84,687	(4,213)
61132	PLUMBING INSPECTION	651,600	620,720	(30,880)
61133	OFF HOURS PLUMBING INSPECTION	27,791	26,474	(1,317)
61135	MECHANICAL PERMIT ISSUANCE FEE	308,499	293,879	(14,620)
61140	ELECTRICAL PERMIT	3,855,861	3,997,230	141,369

Department: DBI : DEPARTMENT OF BUILDING INSPECTION

2009-2010 Original Budget	2010-2011 Proposed	2010-2011 vs 2009-2010
---------------------------------	-----------------------	---------------------------

Sources of Funds Detail by Subobject

61141	PENALTIES ELECTRICAL PERMIT	130,521	124,336	(6,185)
61142	ADDITIONAL ELECTRICAL INSPECTION	773,832	737,160	(36,672)
61143	OFF HOURS ELECTRICAL INSPECTION	426,829	406,601	(20,228)
61144	SIGN PERMIT	23,862	22,731	(1,131)
61150	MECHANICAL PLAN REVIEW	292,800	278,924	(13,876)
61152	ADDITIONAL MECHANICAL INSPECTION	500	476	(24)
61155	BOILER PERMIT	267,741	255,053	(12,688)
61156	BOILER PERMIT PENALTIES	3,600	3,429	(171)
61160	HOTEL LICENSE FEE	307,890	347,270	39,380
61161	1 & 2 FAMILY RENTAL UNIT FEE	520,000	1,412,956	892,956
61162	HOTEL CONVERSION ORDINANCE	52,900	47,630	(5,270)
61164	BUILDING STANDARDS FEES	30,000	30,000	0
61165	CODE ENFORCEMENT	150,000	142,891	(7,109)
61167	CODE ENFORCE - ASSESSMENT FEES	286,900	273,304	(13,596)
61168	CODE ENFORCE - CITY ATTORNEY LITIGATION	100,000	95,261	(4,739)
61170	SEISMIC RETROFITTING	75,898	72,301	(3,597)
61180	PERMIT FACILITATOR	36,000	34,294	(1,706)
61181	BOARD FEES	900	857	(43)
61183	MICROFILM RELATED FEE	228,268	217,450	(10,818)
61184	RECORDS RETENTION FEE	391,000	372,470	(18,530)
61185	REPORT OF RESIDENTIAL RECORD FEE	773,700	770,034	(3,666)
63592	INTERIOR LEAD ABATEMENT FEES	1,500	1,429	(71)
69999	OTHER OPERATING REVENUE	33,800	32,198	(1,602)
865AD	EXP REC FR ADMINISTRATIVE SERVICES (AAO)	10,000		(10,000)
865CP	EXP REC FR CITY PLANNING (AAO)	45,960	50,000	4,040
865PO	EXP REC FR PORT COMMISSION (AAO)	25,000	25,000	0
865PT	EXP REC FR PUBLIC TRANSPORTATION(AAO)	43,257	43,257	0
865UC	EXP REC FR PUC (AAO)	17,098	21,623	4,525
865UW	EXP REC FR WATER DEPT (AAO)	1,500		(1,500)
9502A	ITI FR 2S/BIF-BLDG INSPECTION FUND	2,648,251	2,102,270	(545,981)
99999B	BEGINNING FUND BALANCE-BUDGET BASIS	1,185,000		(1,185,000)
ELIMSD	TRANSFER ADJUSTMENTS-SOURCES	(2,648,251)	(2,102,270)	545,981
Total Sources of Funds		40,530,326	43,995,625	3,465,299

Department: DBI : DEPARTMENT OF BUILDING INSPECTION

2009-2010 Original Budget	2010-2011 Proposed	2010-2011 vs 2009-2010
---------------------------------	-----------------------	---------------------------

Uses of Funds Detail Appropriation

OPERATING:

2S BIF ANP: BIF-OPERATING-NONPROJECT FUND

001	SALARIES	19,140,245	21,087,201	1,946,956
013	MANDATORY FRINGE BENEFITS	7,271,654	8,555,682	1,284,028
020	OVERHEAD		550,921	550,921
021	NON PERSONNEL SERVICES	1,399,061	1,480,153	81,092
038	CITY GRANT PROGRAMS	366,436	366,436	0
040	MATERIALS & SUPPLIES	303,737	1,140,598	836,861
060	CAPITAL OUTLAY		79,000	79,000
081	SERVICES OF OTHER DEPTS	7,706,041	7,148,463	(557,578)
091	OPERATING TRANSFERS OUT	654,901	654,901	0
095	INTRAFUND TRANSFERS OUT	2,648,251	2,102,270	(545,981)
ELU	TRANSFER ADJUSTMENTS-USES	(2,648,251)	(2,102,270)	545,981
	SUB-TOTAL 2S BIF ANP	36,842,075	41,063,355	4,221,280
	SUB-TOTAL OPERATING	36,842,075	41,063,355	4,221,280

CONTINUING PROJECTS:

2S BIF BSC: BUILDING STANDARDS COMMISSION FUND

PBIBSC	BUILDING STANDARDS COMMISSION - SB1473	30,000	30,000	0
	SUB-TOTAL 2S BIF BSC	30,000	30,000	0

2S BIF CPR: BIF-CONTINUING PROJECTS

PBIAMT	ASSET MANAGEMENT & TRACKING		100,000	100,000
PBIAUT	AUTOMATION UPGRADE	648,251		(648,251)
PBICMS	CASH MANAGEMENT SYSTEM/CHECK DEBITING		150,000	150,000
PBICOR	CONVERSION OF RECORDS		852,270	852,270
PBIDMS	DOCUMENT MANAGEMENT SYSTEM	200,000	800,000	600,000
PBIPTM	PERMIT TRACKING SYSTEM ENHANCEMENT	1,600,000		(1,600,000)
PBIPTM	PERMIT TRACKING SYSTEM MAINTENANCE	1,000,000	800,000	(200,000)
PBIRMP	RECORDS MANAGEMENT - BUILDING PLANS	200,000	200,000	0
	SUB-TOTAL 2S BIF CPR	3,648,251	2,902,270	(745,981)

Department: DBI : DEPARTMENT OF BUILDING INSPECTION

2009-2010 Original Budget	2010-2011 Proposed	2010-2011 vs 2009-2010
---------------------------------	-----------------------	---------------------------

Uses of Funds Detail Appropriation

CONTINUING PROJECTS:			
2S BIF SMA: DPW-STRONG MOTION ADMIN FUND			
PBISMA	STRONG MOTION ADMINISTRATION FUND	10,000	(10,000)
	SUB-TOTAL 2S BIF SMA	10,000	(10,000)
	SUB-TOTAL CONTINUING PROJECTS	3,688,251	(755,981)
Total Uses of Funds		40,530,326	3,465,299

Department: CSS : CHILD SUPPORT SERVICES

2009-2010 Original Budget	2010-2011 Proposed	2010-2011 vs 2009-2010
---------------------------------	-----------------------	---------------------------

Fund Summary

2S CSS	CHILD SUPPORT SERVICES FUND	15,019,609	14,491,493	(528,116)
Total Sources and Uses by Funds		15,019,609	14,491,493	(528,116)

Program Summary

CAF	CHILD SUPPORT SERVICES PROGRAM	15,019,609	14,491,493	(528,116)
Total Uses by Program		15,019,609	14,491,493	(528,116)

Character Summary

001	SALARIES	8,559,902	7,999,648	(560,254)
013	MANDATORY FRINGE BENEFITS	3,740,573	3,912,035	171,462
021	NON PERSONNEL SERVICES	1,399,271	1,148,006	(251,265)
040	MATERIALS & SUPPLIES	265,374	252,515	(12,859)
081	SERVICES OF OTHER DEPTS	1,054,489	1,179,289	124,800
Total Uses by Character		15,019,609	14,491,493	(528,116)

Sources of Funds Detail by Subobject

40199	OTHER FEDERAL-PUBLIC ASSISTANCE ADMIN	9,903,702	9,234,891	(668,811)
44531	ARRA-FEDERAL PASS-THRU STATE/OTHER		329,563	329,563
45299	OTHER STATE-PUBLIC ASSISTANCE PROGRAMS	4,351,627	4,196,930	(154,697)
48999	OTHER STATE GRANTS & SUBVENTIONS	750,280	723,609	(26,671)
60199	OTHER GENERAL GOVERNMENT CHARGES	6,500	6,500	0
865DA	EXP REC FR DISTRICT ATTORNEY (AAO)	7,500		(7,500)
Total Sources of Funds		15,019,609	14,491,493	(528,116)

Uses of Funds Detail Appropriation

OPERATING:

2S CSS ANP: CSS-OPERATING-NON-PROJECT FUND

001	SALARIES	8,559,902	7,999,648	(560,254)
013	MANDATORY FRINGE BENEFITS	3,740,573	3,912,035	171,462
021	NON PERSONNEL SERVICES	1,399,271	1,148,006	(251,265)

Department: CSS : CHILD SUPPORT SERVICES

2009-2010 Original Budget	2010-2011 Proposed	2010-2011 vs 2009-2010
---------------------------------	-----------------------	---------------------------

Uses of Funds Detail Appropriation

OPERATING:			
2S CSS ANP: CSS-OPERATING-NON-PROJECT FUND			
040	MATERIALS & SUPPLIES	265,374	252,515 (12,859)
079	ALLOCATED CHARGES		(329,563) (329,563)
081	SERVICES OF OTHER DEPTS	1,054,489	1,179,289 124,800
	SUB-TOTAL 2S CSS ANP	15,019,609	14,161,930 (857,679)
	SUB-TOTAL OPERATING	15,019,609	14,161,930 (857,679)
GRANTS:			
2S CSS ARA: AMERICAN RECOVERY AND REINVESTMENT ACT			
CSARRA	CHILD SUPPORT SERVICES-ARRA FUNDING		329,563 329,563
	SUB-TOTAL 2S CSS ARA	0	329,563 329,563
	SUB-TOTAL GRANTS	0	329,563 329,563
Total Uses of Funds		15,019,609	14,491,493 (528,116)

Department: CFC : CHILDREN AND FAMILIES COMMISSION

2009-2010 Original Budget	2010-2011 Proposed	2010-2011 vs 2009-2010
---------------------------------	-----------------------	---------------------------

Fund Summary

2S CFC	CHILDREN AND FAMILIES FUND	31,610,700	29,499,312	(2,111,388)
Total Sources and Uses by Funds		31,610,700	29,499,312	(2,111,388)

Program Summary

CFC	CHILDREN AND FAMILIES FUND	14,943,075	13,301,138	(1,641,937)
CPH	PUBLIC ED FUND - PROP H (MARCH 2004)	16,667,625	16,198,174	(469,451)
Total Uses by Program		31,610,700	29,499,312	(2,111,388)

Character Summary

001	SALARIES	1,167,408	1,169,689	2,281
013	MANDATORY FRINGE BENEFITS	538,438	608,911	70,473
021	NON PERSONNEL SERVICES	975,311	671,460	(303,851)
038	CITY GRANT PROGRAMS	20,953,674	20,826,555	(127,119)
040	MATERIALS & SUPPLIES	109,315	60,743	(48,572)
081	SERVICES OF OTHER DEPTS	7,866,554	6,161,954	(1,704,600)
Total Uses by Character		31,610,700	29,499,312	(2,111,388)

Sources of Funds Detail by Subobject

30150	INTEREST EARNED - POOLED CASH	710,250	402,000	(308,250)
45417	PROP 10 TOBACCO TAX FUNDING	8,134,928	7,459,174	(675,754)
865CH	EXP REC FR CHILD;YOUTH & FAM (AAO)	4,107,375	3,237,500	(869,875)
865SS	EXP REC FR HUMAN SERVICES (AAO)	3,658,147	3,746,638	88,491
GFS (1)	GENERAL FUND SUPPORT	15,000,000	14,654,000	(346,000)
Total Sources of Funds		31,610,700	29,499,312	(2,111,388)

(1) This figure represents the nondepartmental (citywide) general fund revenues required to support the department's operations.

Uses of Funds Detail Appropriation

CONTINUING PROJECTS:

2S CFC ACP: CFC-CONTINUING PROJECTS

Department: CFC : CHILDREN AND FAMILIES COMMISSION

2009-2010 Original Budget	2010-2011 Proposed	2010-2011 vs 2009-2010
---------------------------------	-----------------------	---------------------------

Uses of Funds Detail Appropriation

CONTINUING PROJECTS:

2S CFC ACP: CFC-CONTINUING PROJECTS

PCIP10	PROP 10 - TOBACCO TAX FUNDING		12,701,138	12,701,138
PCIPRH	PUBLIC EDUCATION-PROP H (MARCH 2004)	16,667,625	16,198,174	(469,451)
	SUB-TOTAL 2S CFC ACP	16,667,625	28,899,312	12,231,687
	SUB-TOTAL CONTINUING PROJECTS	16,667,625	28,899,312	12,231,687

GRANTS:

2S CFC GNC: GRANTS; NON-PROJECT; CONTINUING

CHPR10	PROP 10 TOBACCO TAX	14,943,075		(14,943,075)
	SUB-TOTAL 2S CFC GNC	14,943,075	0	(14,943,075)

2S CFC GPC: GRANTS; PROJECT; CONTINUING

CISRDI	SCHOOL READINESS IMP LEGACY GRANT		100,000	100,000
CISRED	SCHOOL READINESS LEGACY GRANT		500,000	500,000
	SUB-TOTAL 2S CFC GPC	0	600,000	600,000
	SUB-TOTAL GRANTS	14,943,075	600,000	(14,343,075)

Total Uses of Funds		31,610,700	29,499,312	(2,111,388)
----------------------------	--	-------------------	-------------------	--------------------

Department: CHF : CHILDREN; YOUTH & THEIR FAMILIES

2009-2010 Original Budget	2010-2011 Proposed	2010-2011 vs 2009-2010
---------------------------------	-----------------------	---------------------------

Fund Summary

1G AGF	GENERAL FUND	31,322,015	27,137,023	(4,184,992)
2S CHF	CHILDREN'S FUND	102,345,586	79,453,448	(22,892,138)
2S NDF	NEIGHBORHOOD DEVELOPMENT SPEC REV FD	300,000		(300,000)
2S PPF	PUBLIC PROTECTION SPECIAL REVENUE FUND	2,726,724	2,577,554	(149,170)
Total Sources and Uses by Funds		136,694,325	109,168,025	(27,526,300)

Program Summary

FAL	CHILDREN'S BASELINE	49,874,908	29,546,608	(20,328,300)
CBI	CHILDREN'S FUND PROGRAMS	46,321,062	41,518,727	(4,802,335)
CAQ	CHILDREN'S SVCS - NON - CHILDREN'S FUND	9,052,323	7,499,328	(1,552,995)
CBK	PUBLIC EDUCATION FUND (PROP H)	27,672,500	26,979,000	(693,500)
CVP	VIOLENCE PREVENTION	3,773,532	3,624,362	(149,170)
Total Uses by Program		136,694,325	109,168,025	(27,526,300)

Character Summary

001	SALARIES	2,876,069	2,502,130	(373,939)
013	MANDATORY FRINGE BENEFITS	1,160,898	1,166,388	5,490
020	OVERHEAD	10,415		(10,415)
021	NON PERSONNEL SERVICES	1,254,568	1,625,861	371,293
038	CITY GRANT PROGRAMS	113,776,692	87,709,560	(26,067,132)
040	MATERIALS & SUPPLIES	141,205	156,757	15,552
069	PROJECT CARRYFORWARD BUDGETS ONLY	(511,884)		511,884
081	SERVICES OF OTHER DEPTS	17,986,362	16,007,329	(1,979,033)
095	INTRAFUND TRANSFERS OUT	2,851,859	2,717,000	(134,859)
ELU	TRANSFER ADJUSTMENTS-USES	(2,851,859)	(2,717,000)	134,859
Total Uses by Character		136,694,325	109,168,025	(27,526,300)

Reserved Appropriations

CONTROLLER RESERVES:

OPERATING: 1G AGF AAA:

001	SALARIES	20,192	20,192
-----	----------	--------	--------

Department: CHF : CHILDREN; YOUTH & THEIR FAMILIES

2009-2010 Original Budget	2010-2011 Proposed	2010-2011 vs 2009-2010
---------------------------------	-----------------------	---------------------------

Reserved Appropriations

CONTROLLER RESERVES:			
OPERATING: 1G AGF AAA:			
013	MANDATORY FRINGE BENEFITS	7,198	7,198
CONTINUING PROJECTS: 2S CHF USD:			
PCH012	RAINY DAY RESERVE SUPPORT	24,575,000	(24,575,000)
SUB-TOTAL CONTROLLER RESERVES		24,575,000	(24,547,610)
Total Reserved Appropriations		24,575,000	(24,547,610)

Sources of Funds Detail by Subobject

10110	PROP TAX CURR YR-SECURED	40,674,000	37,234,000	(3,440,000)
10120	PROP TAX CURR YR-UNSECURED	2,651,000	2,750,000	99,000
10230	UNSECURED INSTL 5/8 YR PLAN	37,000	21,000	(16,000)
10310	SUPP ASST SB813-CY SECURED	379,000	247,000	(132,000)
10410	SUPP ASST SB813-PY SECURED	704,000	295,000	(409,000)
10920	PROP TAX AB 1290 RDA PASSTHROUGH	415,000	536,000	121,000
30150	INTEREST EARNED - POOLED CASH	108,000	108,000	0
44531	ARRA-FEDERAL PASS-THRU STATE/OTHER		28,214	28,214
44931	FEDERAL GRANTS PASS-THROUGH STATE/OTHER	21,794	916,119	894,325
44939	FEDERAL DIRECT GRANT	169,790	242,212	72,422
48111	HOMEOWNERS PROP TAX RELIEF	195,000	195,000	0
48917	VLF LOC. SAFETY/PROTECTION	2,535,140	2,266,090	(269,050)
865AC	EXP REC FR AIRPORT (AAO)	25,830	25,830	0
865AS	EXP REC FR ASSESSOR (AAO)	21,000	21,000	0
865BD	EXP REC FR BOARD OF SUPV (AAO)	4,200	4,200	0
865BI	EXP REC FR BLDG INSPECTION (AAO)	37,800	37,800	0
865CA	EXP REC FR ADM (AAO)	3,200	3,200	0
865CD	EXP REC FR CHILD SUPPORT SERVICES(AAO)	12,600		(12,600)
865CF	EXP REC FR CONV FACILITIES MGMT (AAO)	12,800	12,800	0
865CH	EXP REC FR CHILD;YOUTH & FAM (AAO)	16,800	16,800	0
865CI	EXP REC FR CHILDREN AND FAMILIES (AAO)	3,834,181	3,221,910	(612,271)
865CP	EXP REC FR CITY PLANNING (AAO)	4,200	4,200	0
865EL	EXP REC FR ELECTRICITY (AAO)	12,600	12,600	0
865HC	EXP REC FR COMM HEALTH SERVICE (AAO)	206,904	176,904	(30,000)
865JV	EXP REC FR JUVENILE COURT (AAO)	1,196,177	946,177	(250,000)

Department: CHF : CHILDREN; YOUTH & THEIR FAMILIES

2009-2010 Original Budget	2010-2011 Proposed	2010-2011 vs 2009-2010
---------------------------------	-----------------------	---------------------------

Sources of Funds Detail by Subobject

865LB	EXP REC FR PUBLIC LIBRARY (AAO)	100,600	100,600	0
865PD	EXP REC FR PUBLIC DEFENDER (AAO)	33,600	33,600	0
865PO	EXP REC FR PORT COMMISSION (AAO)	9,072	9,072	0
865PW	EXP REC FR PUBLIC WORKS (AAO)	265,200	265,200	0
865RB	EXP REC FR RENT ARBITRATION BD (AAO)	9,600	9,600	0
865RC	EXP REC FR HUMAN RIGHTS (AAO)	3,200	3,200	0
865RG	EXP REC FR REGISTRAR OF VOTERS (AAO)	12,600	12,600	0
865RP	EXP REC FR REC & PARK (AAO)	84,000	84,000	0
865RS	EXP REC FR RETIREMENT SYSTEM (AAO)	4,536	4,536	0
865SS	EXP REC FR HUMAN SERVICES (AAO)	1,101,455	998,246	(103,209)
865TR	EXP REC FR TREAS/TAX COLL (AAO)	10,368	10,368	0
865UC	EXP REC FR PUC (AAO)	240,000	240,000	0
87599	EXP REC-UNALLOCATED (NON-AAO FDS)	400,000	400,000	0
890SD	NON-ISF REC FR SFUSD	1,134,640	1,134,640	0
9301G	OTI FR 1G-GENERAL FUND	55,189,884	34,230,205	(20,959,679)
9502D	ITI FR 2S/CHF-CHILDREN'S FUND	2,851,859	2,717,000	(134,859)
99999B	BEGINNING FUND BALANCE-BUDGET BASIS	1,033,012	1,694,795	661,783
ELIMSD	TRANSFER ADJUSTMENTS-SOURCES	(2,851,859)	(2,717,000)	134,859
GFS (1)	GENERAL FUND SUPPORT	23,784,542	20,615,307	(3,169,235)
Total Sources of Funds		136,694,325	109,168,025	(27,526,300)

(1) This figure represents the nondepartmental (citywide) general fund revenues required to support the department's operations.

Uses of Funds Detail Appropriation

OPERATING:

1G AGF AAA: GF-NON-PROJECT-CONTROLLED

001	SALARIES	162,086	161,629	(457)
013	MANDATORY FRINGE BENEFITS	39,480	47,101	7,621
038	CITY GRANT PROGRAMS	6,414,721	4,984,499	(1,430,222)
081	SERVICES OF OTHER DEPTS	4,654,479	4,420,479	(234,000)
SUB-TOTAL 1G AGF AAA		11,270,766	9,613,708	(1,657,058)

Department: CHF : CHILDREN; YOUTH & THEIR FAMILIES

2009-2010 Original Budget	2010-2011 Proposed	2010-2011 vs 2009-2010
---------------------------------	-----------------------	---------------------------

Uses of Funds Detail Appropriation

OPERATING:

2S CHF NPR: CHILDREN'S FUND-NON PROJECT

001	SALARIES	2,138,803	1,766,284	(372,519)
013	MANDATORY FRINGE BENEFITS	894,657	872,715	(21,942)
021	NON PERSONNEL SERVICES	915,950	854,567	(61,383)
038	CITY GRANT PROGRAMS	33,393,864	29,111,726	(4,282,138)
040	MATERIALS & SUPPLIES	103,323	101,312	(2,011)
081	SERVICES OF OTHER DEPTS	5,722,606	6,095,123	372,517
095	INTRAFUND TRANSFERS OUT	2,851,859	2,717,000	(134,859)
ELU	TRANSFER ADJUSTMENTS-USES	(2,851,859)	(2,717,000)	134,859
	SUB-TOTAL 2S CHF NPR	43,169,203	38,801,727	(4,367,476)
	SUB-TOTAL OPERATING	54,439,969	48,415,435	(6,024,534)

ANNUAL PROJECTS:

1G AGF AAP: GF-ANNUAL PROJECT

PCH003	HIGH QUALITY CHILD CARE PROGRAM	4,866,931	3,109,525	(1,757,406)
PCH003	EMERGENCY CHILDREN'S SERVICES	8,206,962	8,211,841	4,879
PCHYOU	EXCELSIOR YOUTH CENTER	105,060	105,060	0
PMY027	COMMUNITY BASED AGENCIES	1,046,808	1,046,808	0
	SUB-TOTAL 1G AGF AAP	14,225,761	12,473,234	(1,752,527)
	SUB-TOTAL ANNUAL PROJECTS	14,225,761	12,473,234	(1,752,527)

CONTINUING PROJECTS:

1G AGF ACP: GF-CONTINUING PROJECTS

PCH002	CHILD CARE FACILITIES IMPROVEMENT	489,652	467,402	(22,250)
PMY007	BEACON INITIATIVES	262,650	262,650	0
	SUB-TOTAL 1G AGF ACP	752,302	730,052	(22,250)

2S CHF USD: PUBLIC EDUCATION SPECIAL FUND - SFUSD

PCH007	SFUSD GRANTS PROJECT	5,774,243	5,500,000	(274,243)
PCH009	SFUSD SPECIAL PROJECTS	20,000	20,000	0
PCH012	RAINY DAY RESERVE SUPPORT	24,575,000	6,143,000	(18,432,000)
PCIPRH	PUBLIC EDUCATION-PROP H (MARCH 2004)	27,672,500	26,979,000	(693,500)
	SUB-TOTAL 2S CHF USD	58,041,743	38,642,000	(19,399,743)

Department: CHF : CHILDREN; YOUTH & THEIR FAMILIES

2009-2010 Original Budget	2010-2011 Proposed	2010-2011 vs 2009-2010
---------------------------------	-----------------------	---------------------------

Uses of Funds Detail Appropriation

CONTINUING PROJECTS:				
2S NDF ACC: CHILD CARE CAPITAL FUND				
PCH006	CHILD CARE CAPITAL FUND	300,000		(300,000)
	SUB-TOTAL 2S NDF ACC	300,000	0	(300,000)
	SUB-TOTAL CONTINUING PROJECTS	59,094,045	39,372,052	(19,721,993)
GRANTS:				
2S CHF GNC: GRANTS; NON-PROJECT; CONTINUING				
CHCPAC	LOCAL PLANNING COUNCIL-SFUSD/DCYF	1,134,640	1,134,640	0
MYSFSP	SUMMER FOOD PROGRAM-CHILDRN;YOUTH &FAMLIS		875,081	875,081
	SUB-TOTAL 2S CHF GNC	1,134,640	2,009,721	875,081
2S PPF ARA: AMERICAN RECOVERY AND REINVESTMENT ACT				
CHBRNR	BYRNE ANTI DRUG ABUSE ENFORCEMENT - ARRA		28,214	28,214
	SUB-TOTAL 2S PPF ARA	0	28,214	28,214
2S PPF GNC: GRANTS; NON-PROJECT; CONTINUING				
MYBYRN	BYRNE ANTI DRUG ABUSE ENFORCEMENT	21,794	41,038	19,244
MYFJAG	FEDERAL BYRNE JUSTICE ASSISTANCE GRANT	59,628	186,767	127,139
MYSCCP	SCHIFF-CARDENAS AB 1913	2,083,340	2,063,163	(20,177)
MYVEST	BULLETPROOF VEST PARTNERSHIP GRANT	37,882	55,445	17,563
MYWSPG	WEED & SEED PROGRAM GRANT	72,280		(72,280)
SFCOPS	COPS PROGRAM -AB3229/AB1913	451,800	202,927	(248,873)
	SUB-TOTAL 2S PPF GNC	2,726,724	2,549,340	(177,384)
	SUB-TOTAL GRANTS	3,861,364	4,587,275	725,911
WORK ORDERS/OVERHEAD:				
1G AGF WOF: GENERAL FUND WORK ORDER FUND				
CHFAA	GENERAL SERVICE SUPPORT	5,073,186	4,320,029	(753,157)
	SUB-TOTAL 1G AGF WOF	5,073,186	4,320,029	(753,157)
	SUB-TOTAL WORK ORDERS/OVERHEAD	5,073,186	4,320,029	(753,157)
Total Uses of Funds		136,694,325	109,168,025	(27,526,300)

Department: CAT : CITY ATTORNEY

2009-2010 Original Budget	2010-2011 Proposed	2010-2011 vs 2009-2010
---------------------------------	-----------------------	---------------------------

Fund Summary

1G AGF	GENERAL FUND	63,621,054	63,324,503	(296,551)
Total Sources and Uses by Funds		63,621,054	63,324,503	(296,551)

Program Summary

FA2	CLAIMS	5,636,138	5,640,812	4,674
FC2	LEGAL SERVICE	55,249,916	54,948,691	(301,225)
FC3	LEGAL SERVICE-PAYING DEPTS	2,735,000	2,735,000	0
Total Uses by Program		63,621,054	63,324,503	(296,551)

Character Summary

001	SALARIES	38,864,300	37,084,808	(1,779,492)
013	MANDATORY FRINGE BENEFITS	11,921,940	13,423,283	1,501,343
021	NON PERSONNEL SERVICES	8,812,355	8,952,451	140,096
040	MATERIALS & SUPPLIES	147,158	132,441	(14,717)
081	SERVICES OF OTHER DEPTS	3,875,301	3,731,520	(143,781)
Total Uses by Character		63,621,054	63,324,503	(296,551)

Reserved Appropriations

CONTROLLER RESERVES:

OPERATING: 1G AGF AAA:

001	SALARIES		2,758,448	2,758,448
013	MANDATORY FRINGE BENEFITS		998,453	998,453
SUB-TOTAL CONTROLLER RESERVES		0	3,756,901	3,756,901
Total Reserved Appropriations			3,756,901	3,756,901

Sources of Funds Detail by Subobject

865AC	EXP REC FR AIRPORT (AAO)	3,600,078	3,665,000	64,922
865BI	EXP REC FR BLDG INSPECTION (AAO)	1,815,638	2,051,647	236,009
865CA	EXP REC FR ADM (AAO)	712,100	1,462,100	750,000
865CD	EXP REC FR CHILD SUPPORT SERVICES(AAO)	27,000	35,000	8,000

Department: CAT : CITY ATTORNEY

2009-2010 Original Budget	2010-2011 Proposed	2010-2011 vs 2009-2010
---------------------------------	-----------------------	---------------------------

Sources of Funds Detail by Subobject

865CF	EXP REC FR CONV FACILITIES MGMT (AAO)	85,000	75,000	(10,000)
865CH	EXP REC FR CHILD;YOUTH & FAM (AAO)	86,000	86,000	0
865CI	EXP REC FR CHILDREN AND FAMILIES (AAO)	34,999	32,000	(2,999)
865CP	EXP REC FR CITY PLANNING (AAO)	1,300,000	1,300,000	0
865CT	EXP REC FR CITY ATTORNEY (AAO)	2,900,000	2,900,000	0
865ER	EXP REC FR EMERGENCY COMMUNICATIONS(AAO)	91,100	91,100	0
865EV	EXP REC FR ENVIRONMENT (AAO)	43,175	250,000	206,825
865HC	EXP REC FR COMM HEALTH SERVICE (AAO)	528,717	533,297	4,580
865HG	EXP REC FR SF GENERAL HOSPITAL (AAO)	1,003,851	1,003,851	0
865HL	EXP REC FR LAGUNA HONDA HOSPITAL (AAO)	903,000	903,000	0
865HM	EXP REC FR COMM MENTAL HEALTH (AAO)	231,540	231,540	0
865HS	EXP REC FR HSS (AAO)	120,000	120,000	0
865MT	EXP REC FR MUNICIPAL TRANSPORTATION(AAO)		300,000	300,000
865MY	EXP REC FR MAYOR (AAO)	10,000	38,000	28,000
865PA	EXP REC FR PERMIT APPEALS (AAO)	80,000	186,000	106,000
865PK	EXP REC FR PARKING & TRAFFIC (AAO)	1,472,240	360,000	(1,112,240)
865PO	EXP REC FR PORT COMMISSION (AAO)	2,554,650	2,759,022	204,372
865PT	EXP REC FR PUBLIC TRANSPORTATION(AAO)	11,143,487	11,850,442	706,955
865PW	EXP REC FR PUBLIC WORKS (AAO)	232,000	232,000	0
865RB	EXP REC FR RENT ARBITRATION BD (AAO)	275,000	375,000	100,000
865RC	EXP REC FR HUMAN RIGHTS (AAO)	188,651	188,651	0
865RD	EXP REC FR HUMAN RESOURCES (AAO)	1,570,825	1,070,825	(500,000)
865RP	EXP REC FR REC & PARK (AAO)	1,680,000	1,470,275	(209,725)
865RS	EXP REC FR RETIREMENT SYSTEM (AAO)	1,568,818	1,568,818	0
865SS	EXP REC FR HUMAN SERVICES (AAO)	4,100,000	4,100,000	0
865TI	EXP REC FROM ISD (AAO)	660,089	660,089	0
865TY	EXP REC FR TAXICAB COMMISSION (AAO)	400,000		(400,000)
865UC	EXP REC FR PUC (AAO)	1,730,000	1,430,000	(300,000)
865UH	EXP REC FR HETCH HETCHY (AAO)	2,556,656	2,681,656	125,000
865UW	EXP REC FR WATER DEPT (AAO)	1,680,787	1,680,787	0
865WM	EXP REC FR WAR MEMORIAL (AAO)	89,000	119,000	30,000
865WP	EXP REC FR CLEANWATER (AAO)	1,116,000	1,116,000	0
87599	EXP REC-UNALLOCATED (NON-AAO FDS)	4,655,508	4,655,508	0
875PT	EXP REC FR PUBLIC TRANSPORT (NON-AAO)		505,285	505,285
875UC	EXP REC FR PUC (NON-AAO)	4,000,000	4,000,000	0
GFS (1)	GENERAL FUND SUPPORT	8,375,145	7,237,610	(1,137,535)

Department: CAT : CITY ATTORNEY

2009-2010 Original Budget	2010-2011 Proposed	2010-2011 vs 2009-2010
---------------------------------	-----------------------	---------------------------

Sources of Funds Detail by Subobject

Total Sources of Funds	63,621,054	63,324,503	(296,551)
------------------------	------------	------------	-----------

(1) This figure represents the nondepartmental (citywide) general fund revenues required to support the department's operations.

Uses of Funds Detail Appropriation

OPERATING:

1G AGF AAA: GF-NON-PROJECT-CONTROLLED

001	SALARIES	38,864,300	37,084,808	(1,779,492)
013	MANDATORY FRINGE BENEFITS	11,921,940	13,423,283	1,501,343
021	NON PERSONNEL SERVICES	8,507,355	8,647,451	140,096
040	MATERIALS & SUPPLIES	147,158	132,441	(14,717)
081	SERVICES OF OTHER DEPTS	975,301	831,520	(143,781)
	SUB-TOTAL 1G AGF AAA	60,416,054	60,119,503	(296,551)
	SUB-TOTAL OPERATING	60,416,054	60,119,503	(296,551)

ANNUAL PROJECTS:

1G AGF AAP: GF-ANNUAL PROJECT

PCT002	BUSINESS TAX LITIGATION	470,000	470,000	0
	SUB-TOTAL 1G AGF AAP	470,000	470,000	0
	SUB-TOTAL ANNUAL PROJECTS	470,000	470,000	0

CONTINUING PROJECTS:

1G AGF ACP: GF-CONTINUING PROJECTS

PCT001	LEGAL INITIATIVES	2,735,000	2,735,000	0
	SUB-TOTAL 1G AGF ACP	2,735,000	2,735,000	0
	SUB-TOTAL CONTINUING PROJECTS	2,735,000	2,735,000	0

Total Uses of Funds		63,621,054	63,324,503	(296,551)
----------------------------	--	-------------------	-------------------	------------------

Department: CPC : CITY PLANNING

2009-2010 Original Budget	2010-2011 Proposed	2010-2011 vs 2009-2010
---------------------------------	-----------------------	---------------------------

Fund Summary

1G AGF	GENERAL FUND	22,634,278	21,650,540	(983,738)
2S CDB	COMMUNITY DEVELOPMENT SPECIAL REV FUND	135,100	86,100	(49,000)
2S ENV	ENVIRONMENTAL PROTECTION PROGRAM	476,500		(476,500)
2S NDF	NEIGHBORHOOD DEVELOPMENT SPEC REV FD	385,000	2,246,494	1,861,494
2S T&C	TRANSPORTATION & COMMERCE S/R FD	260,313		(260,313)
Total Sources and Uses by Funds		23,891,191	23,983,134	91,943

Program Summary

FEF	ADMINISTRATION/PLANNING	8,140,232	7,766,759	(373,473)
FDP	CURRENT PLANNING	7,739,747	7,774,409	34,662
FAH	LONG RANGE PLANNING	4,656,771	5,260,083	603,312
FFP	MAJOR ENVIRONMENTAL ANALYSIS/PLANNING	3,354,441	3,181,883	(172,558)
Total Uses by Program		23,891,191	23,983,134	91,943

Character Summary

001	SALARIES	13,429,428	12,969,033	(460,395)
013	MANDATORY FRINGE BENEFITS	4,823,538	5,221,139	397,601
020	OVERHEAD		214,474	214,474
021	NON PERSONNEL SERVICES	810,448	1,951,488	1,141,040
040	MATERIALS & SUPPLIES	179,660	153,128	(26,532)
060	CAPITAL OUTLAY	(236,752)	22,280	259,032
06P	PROGRAMMATIC PROJECTS	855,000		(855,000)
081	SERVICES OF OTHER DEPTS	4,029,869	3,451,592	(578,277)
Total Uses by Character		23,891,191	23,983,134	91,943

Reserved Appropriations

BUDGET AND FINANCE COMMITTEE RESERVES:

OPERATING: 1G AGF AAA:

001	SALARIES	450,000	827,960	377,960
-----	----------	---------	---------	---------

Department: CPC : CITY PLANNING

2009-2010 Original Budget	2010-2011 Proposed	2010-2011 vs 2009-2010
---------------------------------	-----------------------	---------------------------

Reserved Appropriations

BUDGET AND FINANCE COMMITTEE RESERVES:				
OPERATING: 1G AGF AAA:				
013	MANDATORY FRINGE BENEFITS	50,000	342,560	292,560
	SUB-TOTAL CONTROLLER RESERVES	500,000	1,170,520	670,520
Total Reserved Appropriations		500,000	1,170,520	670,520

Sources of Funds Detail by Subobject

44939	FEDERAL DIRECT GRANT		1,200,000	1,200,000
48999	OTHER STATE GRANTS & SUBVENTIONS	20,000	270,000	250,000
49102	SF TRANSPORTATION AUTHORITY	260,313		(260,313)
49999	OTHER LOCAL/REGIONAL GRANTS	476,500		(476,500)
60173	NEW CONSTRUCTION BUILDING PERMITS	1,216,345	933,999	(282,346)
60189	BUILDING PERMIT ALTERATIONS	7,518,684	7,950,827	432,143
60190	PLANNING - CONDITIONAL USE FEES	1,783,115	1,253,055	(530,060)
60191	PLANNING - ENVIRONMENTAL REVIEW FEES	3,440,519	5,470,919	2,030,400
60192	PLANNING - VARIANCE FEES	450,987	416,021	(34,966)
60193	PLANNING - CERT OF APPROPRIATENE FEES	333,297	146,397	(186,900)
60194	OTHER SHORT RANGE CITY PLANNING FEES	1,420,964	1,056,018	(364,946)
61165	CODE ENFORCEMENT	385,000	796,494	411,494
78201	PRIVATE GRANTS	135,100	86,100	(49,000)
79994	DEVELOPER EXACTIONS	104,532		(104,532)
865AC	EXP REC FR AIRPORT (AAO)	10,000	10,000	0
865AD	EXP REC FR ADMINISTRATIVE SERVICES (AAO)	274,850		(274,850)
865PO	EXP REC FR PORT COMMISSION (AAO)	769,766	535,159	(234,607)
865PT	EXP REC FR PUBLIC TRANSPORTATION(AAO)	422,000	100,000	(322,000)
865RE	EXP REC FR REAL ESTATE (AAO)	31,030	31,630	600
865RP	EXP REC FR REC & PARK (AAO)	31,030	54,260	23,230
865UC	EXP REC FR PUC (AAO)	89,220	114,220	25,000
865WP	EXP REC FR CLEANWATER (AAO)		50,000	50,000
87599	EXP REC-UNALLOCATED (NON-AAO FDS)	1,227,714	1,035,528	(192,186)
875MY	EXP REC FR MAYOR (NON-AAO)	127,419		(127,419)
99999B	BEGINNING FUND BALANCE-BUDGET BASIS		1,050,000	1,050,000
GFS (1)	GENERAL FUND SUPPORT	3,362,806	1,422,507	(1,940,299)
Total Sources of Funds		23,891,191	23,983,134	91,943

Department: CPC : CITY PLANNING

2009-2010 Original Budget	2010-2011 Proposed	2010-2011 vs 2009-2010
---------------------------------	-----------------------	---------------------------

Sources of Funds Detail by Subobject

(1) This figure represents the nondepartmental (citywide) general fund revenues required to support the department's operations.

Uses of Funds Detail Appropriation

OPERATING:

1G AGF AAA: GF-NON-PROJECT-CONTROLLED

001	SALARIES	10,175,452	10,519,709	344,257
013	MANDATORY FRINGE BENEFITS	3,867,894	4,371,892	503,998
020	OVERHEAD		214,474	214,474
021	NON PERSONNEL SERVICES	505,465	482,005	(23,460)
040	MATERIALS & SUPPLIES	134,660	116,628	(18,032)
060	CAPITAL OUTLAY	13,248	22,280	9,032
081	SERVICES OF OTHER DEPTS	3,156,375	2,962,903	(193,472)
	SUB-TOTAL 1G AGF AAA	17,853,094	18,689,891	836,797
	SUB-TOTAL OPERATING	17,853,094	18,689,891	836,797

CONTINUING PROJECTS:

1G AGF ACP: GF-CONTINUING PROJECTS

CCPPTS	INTEGRATED PERMIT TRACKING SYSTEM	855,000		(855,000)
CPC100	NEIGHBORHOOD PROFILES PROJECT	500,277	652,587	152,310
PCP038	PLAN IMPLEMENTATION - GENERAL	442,878	377,265	(65,613)
	SUB-TOTAL 1G AGF ACP	1,798,155	1,029,852	(768,303)

2S NDF PCE: PLANNING CODE ENFORCEMENT FUND

PCP037	SIGN CODE ENFORCEMENT	385,000	796,494	411,494
	SUB-TOTAL 2S NDF PCE	385,000	796,494	411,494
	SUB-TOTAL CONTINUING PROJECTS	2,183,155	1,826,346	(356,809)

GRANTS:

2S CDB GNC: GRANTS; NON-PROJECT; CONTINUING

CPFOCP	FRIENDS OF CITY PLANNING GRANT	73,100	86,100	13,000
CPSFF	SF FOUNDATION-SHOWPLACE SQUARE OPEN SPAC	62,000		(62,000)
	SUB-TOTAL 2S CDB GNC	135,100	86,100	(49,000)

Department: CPC : CITY PLANNING

2009-2010 Original Budget	2010-2011 Proposed	2010-2011 vs 2009-2010
---------------------------------	-----------------------	---------------------------

Uses of Funds Detail Appropriation

GRANTS:			
2S ENV GNC: GRANTS; NON-PROJECT; CONTINUING			
CPABAG	ABAG-NEWCOMB MODEL BLOCK PROJECT	476,500	(476,500)
	SUB-TOTAL 2S ENV GNC	476,500	0
2S NDF GNC: GRANTS; NON-PROJECT; CONTINUING			
CPCCSD	CESAR CHAVEZ - EPA CAPITAL IMPROVEMENTS		1,200,000
CPCCSI	CESAR CHAVEZ STREET IMPROVEMENT GRANT		250,000
	SUB-TOTAL 2S NDF GNC	0	1,450,000
2S T&C GNC: GRANTS; NON-PROJECT; CONTINUING			
CPTA50	SFTA-PROP K FUNDING	260,313	(260,313)
	SUB-TOTAL 2S T&C GNC	260,313	0
	SUB-TOTAL GRANTS	871,913	1,536,100
WORK ORDERS/OVERHEAD:			
1G AGF WOF: GENERAL FUND WORK ORDER FUND			
CPC01	LONG RANGE PLANNING	806,396	1,038,238
CPC02	CURRENT PLANNING	700,865	309,346
CPC04	MAJOR ENVIRONMENTAL ANALYSIS/PLANNING	1,475,768	583,213
	SUB-TOTAL 1G AGF WOF	2,983,029	1,930,797
	SUB-TOTAL WORK ORDERS/OVERHEAD	2,983,029	(1,052,232)
Total Uses of Funds		23,891,191	23,983,134
			91,943

Department: CSC : CIVIL SERVICE COMMISSION

2009-2010 Original Budget	2010-2011 Proposed	2010-2011 vs 2009-2010
---------------------------------	-----------------------	---------------------------

Fund Summary

1G AGF	GENERAL FUND	805,694	804,112	(1,582)
Total Sources and Uses by Funds		805,694	804,112	(1,582)

Program Summary

FCV	CIVIL SERVICE COMMISSION	805,694	804,112	(1,582)
Total Uses by Program		805,694	804,112	(1,582)

Character Summary

001	SALARIES	521,554	503,066	(18,488)
013	MANDATORY FRINGE BENEFITS	167,279	186,364	19,085
021	NON PERSONNEL SERVICES	10,300	10,300	0
040	MATERIALS & SUPPLIES	3,500	3,395	(105)
081	SERVICES OF OTHER DEPTS	103,061	100,987	(2,074)
Total Uses by Character		805,694	804,112	(1,582)

Reserved Appropriations

CONTROLLER RESERVES:				
OPERATING: 1G AGF AAA:				
001	SALARIES		37,419	37,419
013	MANDATORY FRINGE BENEFITS		13,862	13,862
SUB-TOTAL CONTROLLER RESERVES		0	51,281	51,281
Total Reserved Appropriations			51,281	51,281

Sources of Funds Detail by Subobject

865PT	EXP REC FR PUBLIC TRANSPORTATION(AAO)	140,000	140,000	0
865UC	EXP REC FR PUC (AAO)	170,000	170,000	0
GFS (1)	GENERAL FUND SUPPORT	495,694	494,112	(1,582)
Total Sources of Funds		805,694	804,112	(1,582)

Department: CSC : CIVIL SERVICE COMMISSION

2009-2010 Original Budget	2010-2011 Proposed	2010-2011 vs 2009-2010
---------------------------------	-----------------------	---------------------------

Sources of Funds Detail by Subject

(1) This figure represents the nondepartmental (citywide) general fund revenues required to support the department's operations.

Uses of Funds Detail Appropriation

OPERATING:

1G AGF AAA: GF-NON-PROJECT-CONTROLLED

001	SALARIES	521,554	503,066	(18,488)
013	MANDATORY FRINGE BENEFITS	167,279	186,364	19,085
021	NON PERSONNEL SERVICES	10,300	10,300	0
040	MATERIALS & SUPPLIES	3,500	3,395	(105)
081	SERVICES OF OTHER DEPTS	103,061	100,987	(2,074)
	SUB-TOTAL 1G AGF AAA	805,694	804,112	(1,582)
	SUB-TOTAL OPERATING	805,694	804,112	(1,582)
	Total Uses of Funds	805,694	804,112	(1,582)

Department: CON : CONTROLLER

2009-2010 Original Budget	2010-2011 Proposed	2010-2011 vs 2009-2010
---------------------------------	-----------------------	---------------------------

Fund Summary

1G AGF	GENERAL FUND	40,746,580	33,337,835	(7,408,745)
Total Sources and Uses by Funds		40,746,580	33,337,835	(7,408,745)

Program Summary

FDG	ACCOUNTING OPERATIONS AND SYSTEMS	8,247,747	7,595,270	(652,477)
FDO	CITY SERVICES AUDITOR	12,395,940	11,517,565	(878,375)
FFM	ECONOMIC ANALYSIS	280,730	288,979	8,249
FC9	MANAGEMENT INFORMATION SYSTEM	10,355,982		(10,355,982)
FEB	MANAGEMENT, BUDGET AND ANALYSIS	3,781,531	3,856,949	75,418
FDC	PAYROLL AND PERSONNEL SERVICES	5,186,083	9,573,417	4,387,334
FFG	PUBLIC FINANCE	498,567	505,655	7,088
Total Uses by Program		40,746,580	33,337,835	(7,408,745)

Character Summary

001	SALARIES	16,679,457	17,942,909	1,263,452
013	MANDATORY FRINGE BENEFITS	5,440,846	6,696,407	1,255,561
021	NON PERSONNEL SERVICES	10,146,371	5,970,825	(4,175,546)
040	MATERIALS & SUPPLIES	394,517	441,478	46,961
060	CAPITAL OUTLAY	902,000	39,752	(862,248)
06P	PROGRAMMATIC PROJECTS	4,627,040	500,000	(4,127,040)
081	SERVICES OF OTHER DEPTS	2,556,349	1,746,464	(809,885)
Total Uses by Character		40,746,580	33,337,835	(7,408,745)

Reserved Appropriations

CONTROLLER RESERVES:

OPERATING: 1G AGF AAA:

001	SALARIES		1,334,632	1,334,632
013	MANDATORY FRINGE BENEFITS		498,093	498,093
SUB-TOTAL CONTROLLER RESERVES		0	1,832,725	1,832,725
Total Reserved Appropriations			1,832,725	1,832,725

Department: CON : CONTROLLER

2009-2010 Original Budget	2010-2011 Proposed	2010-2011 vs 2009-2010
---------------------------------	-----------------------	---------------------------

Sources of Funds Detail by Subobject

10940	PROP TAX-ADMINISTRATIVE COST	36,360	36,360	0
60140	PAYROLL DEDUCTION PROCESSING FEE-CON	76,000	76,000	0
60141	LOCAL TRANSPORTATION FUND ADMIN	161,000	161,000	0
60167	DELINQUENT INSTALLMENT COLLECTION FEE	40,812	40,812	0
60168	REDEMPTION FEE	38,014	38,014	0
69999	OTHER OPERATING REVENUE	12,500	50,000	37,500
86599	EXP REC-GENERAL UNALLOCATED	12,413,747	11,517,565	(896,182)
865AC	EXP REC FR AIRPORT (AAO)	1,191,033	1,435,355	244,322
865AD	EXP REC FR ADMINISTRATIVE SERVICES (AAO)	13,975	13,975	0
865BE	EXP REC FR BUS & ENC DEV (AAO)	30,000	30,000	0
865BI	EXP REC FR BLDG INSPECTION (AAO)	115,762	117,218	1,456
865CA	EXP REC FR ADM (AAO)	3,677		(3,677)
865CD	EXP REC FR CHILD SUPPORT SERVICES(AAO)	25,965	22,152	(3,813)
865CH	EXP REC FR CHILD;YOUTH & FAM (AAO)	18,449	13,435	(5,014)
865CI	EXP REC FR CHILDREN AND FAMILIES (AAO)	7,563	4,647	(2,916)
865CP	EXP REC FR CITY PLANNING (AAO)	53,474	27,152	(26,322)
865CT	EXP REC FR CITY ATTORNEY (AAO)	55,312	27,490	(27,822)
865DA	EXP REC FR DISTRICT ATTORNEY (AAO)	80,000	80,000	0
865ER	EXP REC FR EMERGENCY COMMUNICATIONS(AAO)	89,447	4,517	(84,930)
865EV	EXP REC FR ENVIRONMENT (AAO)	35,913	12,961	(22,952)
865FC	EXP REC FR FIRE DEPT (AAO)	4,073		(4,073)
865GE	EXP REC FR GENERAL CITY RESP (AAO)	7,494,838	3,255,766	(4,239,072)
865HC	EXP REC FR COMM HEALTH SERVICE (AAO)	181,528	181,528	0
865HG	EXP REC FR SF GENERAL HOSPITAL (AAO)	223,577	223,577	0
865HL	EXP REC FR LAGUNA HONDA HOSPITAL (AAO)	223,577	223,577	0
865HM	EXP REC FR COMM MENTAL HEALTH (AAO)	143,203	143,203	0
865HS	EXP REC FR HSS (AAO)	12,582	6,624	(5,958)
865LB	EXP REC FR PUBLIC LIBRARY (AAO)	231,417	122,296	(109,121)
865OC	EXP REC FR OFFICE OF CONTRACT ADMIN(AAO)	40,000	15,000	(25,000)
865PO	EXP REC FR PORT COMMISSION (AAO)	100,659	41,599	(59,060)
865PT	EXP REC FR PUBLIC TRANSPORTATION(AAO)	2,271,933	1,306,421	(965,512)
865PW	EXP REC FR PUBLIC WORKS (AAO)	409,994	271,440	(138,554)
865RB	EXP REC FR RENT ARBITRATION BD (AAO)	10,260	5,530	(4,730)
865RD	EXP REC FR HUMAN RESOURCES (AAO)	40,712		(40,712)
865RP	EXP REC FR REC & PARK (AAO)	34,187	34,187	0
865RS	EXP REC FR RETIREMENT SYSTEM (AAO)	27,090	18,778	(8,312)

Department: CON : CONTROLLER

2009-2010 Original Budget	2010-2011 Proposed	2010-2011 vs 2009-2010
---------------------------------	-----------------------	---------------------------

Sources of Funds Detail by Subobject

865SS	EXP REC FR HUMAN SERVICES (AAO)	125,122	125,122	0
865TI	EXP REC FROM ISD (AAO)		20,000	20,000
865UC	EXP REC FR PUC (AAO)	757,097	1,073,532	316,435
865WM	EXP REC FR WAR MEMORIAL (AAO)	32,344	12,339	(20,005)
87591	EXP REC-BOND ISSUANCE COSTS	138,000	138,000	0
87599	EXP REC-UNALLOCATED (NON-AAO FDS)	887,131	851,058	(36,073)
GFS (1)	GENERAL FUND SUPPORT	12,858,253	11,559,605	(1,298,648)
Total Sources of Funds		40,746,580	33,337,835	(7,408,745)

(1) This figure represents the nondepartmental (citywide) general fund revenues required to support the department's operations.

Uses of Funds Detail Appropriation

OPERATING:

1G AGF AAA: GF-NON-PROJECT-CONTROLLED

001	SALARIES	10,022,707	9,161,496	(861,211)
013	MANDATORY FRINGE BENEFITS	3,270,489	3,454,171	183,682
021	NON PERSONNEL SERVICES	1,445,640	1,354,363	(91,277)
040	MATERIALS & SUPPLIES	217,544	266,962	49,418
06P	PROGRAMMATIC PROJECTS	500,000	500,000	0
081	SERVICES OF OTHER DEPTS	1,758,981	1,144,416	(614,565)
SUB-TOTAL 1G AGF AAA		17,215,361	15,881,408	(1,333,953)
SUB-TOTAL OPERATING		17,215,361	15,881,408	(1,333,953)

ANNUAL PROJECTS:

1G AGF AAP: GF-ANNUAL PROJECT

PCOCSA	CITY SERVICES AUDITS	12,395,940	11,517,565	(878,375)
PCOMRG	EMERGE	10,355,982	5,131,222	(5,224,760)
SUB-TOTAL 1G AGF AAP		22,751,922	16,648,787	(6,103,135)
SUB-TOTAL ANNUAL PROJECTS		22,751,922	16,648,787	(6,103,135)

Department: CON : CONTROLLER

2009-2010 Original Budget	2010-2011 Proposed	2010-2011 vs 2009-2010
---------------------------------	-----------------------	---------------------------

Uses of Funds Detail Appropriation

CONTINUING PROJECTS:

1G AGF ACP: GF-CONTINUING PROJECTS

PCOCEA	ECONOMIC ANALYSIS	280,730	288,979	8,249
PCOOPF	OFFICE OF PUBLIC FINANCE	498,567	505,655	7,088
PRDHAM	HUMAN RESOURCES APPLICATION MANAGEMENT		13,006	13,006
	SUB-TOTAL 1G AGF ACP	779,297	807,640	28,343
	SUB-TOTAL CONTINUING PROJECTS	779,297	807,640	28,343
Total Uses of Funds		40,746,580	33,337,835	(7,408,745)

Department: USD : COUNTY EDUCATION OFFICE

2009-2010 Original Budget	2010-2011 Proposed	2010-2011 vs 2009-2010
---------------------------------	-----------------------	---------------------------

Fund Summary

1G AGF	GENERAL FUND	80,129	77,236	(2,893)
Total Sources and Uses by Funds		80,129	77,236	(2,893)

Program Summary

EEE	COUNTY EDUCATION SERVICES	80,129	77,236	(2,893)
Total Uses by Program		80,129	77,236	(2,893)

Character Summary

001	SALARIES	59,519	53,421	(6,098)
013	MANDATORY FRINGE BENEFITS	20,610	23,815	3,205
Total Uses by Character		80,129	77,236	(2,893)

Sources of Funds Detail by Subobject

GFS (1)	GENERAL FUND SUPPORT	80,129	77,236	(2,893)
Total Sources of Funds		80,129	77,236	(2,893)

(1) This figure represents the nondepartmental (citywide) general fund revenues required to support the department's operations.

Uses of Funds Detail Appropriation

OPERATING:				
1G AGF AAA: GF-NON-PROJECT-CONTROLLED				
001	SALARIES	59,226	55,862	(3,364)
013	MANDATORY FRINGE BENEFITS	20,903	21,374	471
SUB-TOTAL 1G AGF AAA		80,129	77,236	(2,893)
SUB-TOTAL OPERATING		80,129	77,236	(2,893)
Total Uses of Funds		80,129	77,236	(2,893)

Department: DAT : DISTRICT ATTORNEY

2009-2010 Original Budget	2010-2011 Proposed	2010-2011 vs 2009-2010
---------------------------------	-----------------------	---------------------------

Fund Summary

1G AGF	GENERAL FUND	33,436,919	34,076,508	639,589
2S PPF	PUBLIC PROTECTION SPECIAL REVENUE FUND	5,740,942	5,355,709	(385,233)
Total Sources and Uses by Funds		39,177,861	39,432,217	254,356

Program Summary

ASI	ADMINISTRATION - CRIMINAL & CIVIL	1,220,210	1,242,781	22,571
AID	CAREER CRIMINAL PROSECUTION	808,637	825,749	17,112
AIH	CHILD ABDUCTION	866,296	1,047,373	181,077
AIJ	FAMILY VIOLENCE PROGRAM	792,651	856,935	64,284
AIA	FELONY PROSECUTION	22,182,773	22,558,163	375,390
AIF	MISDEMEANOR PROSECUTION	2,349,374	2,151,118	(198,256)
AII	SUPPORT SERVICES	4,769,199	4,670,509	(98,690)
AIE	WORK ORDERS & GRANTS	6,188,721	6,079,589	(109,132)
Total Uses by Program		39,177,861	39,432,217	254,356

Character Summary

001	SALARIES	27,558,995	26,922,695	(636,300)
013	MANDATORY FRINGE BENEFITS	7,852,588	8,814,681	962,093
020	OVERHEAD		4,807	4,807
021	NON PERSONNEL SERVICES	2,068,527	1,987,462	(81,065)
038	CITY GRANT PROGRAMS	172,992	332,692	159,700
040	MATERIALS & SUPPLIES	222,555	258,243	35,688
060	CAPITAL OUTLAY	42,868	36,725	(6,143)
06F	FACILITIES MAINTENANCE	28,941		(28,941)
081	SERVICES OF OTHER DEPTS	1,230,395	1,074,912	(155,483)
Total Uses by Character		39,177,861	39,432,217	254,356

Reserved Appropriations

CONTROLLER RESERVES:

OPERATING: 1G AGF AAA:

001	SALARIES	1,672,631	1,672,631
-----	----------	-----------	-----------

Department: DAT : DISTRICT ATTORNEY

2009-2010 Original Budget	2010-2011 Proposed	2010-2011 vs 2009-2010
---------------------------------	-----------------------	---------------------------

Reserved Appropriations

CONTROLLER RESERVES:			
OPERATING: 1G AGF AAA:			
013	MANDATORY FRINGE BENEFITS	539,000	539,000
	SUB-TOTAL CONTROLLER RESERVES	0	2,211,631
Total Reserved Appropriations		2,211,631	2,211,631

Sources of Funds Detail by Subobject

44531	ARRA-FEDERAL PASS-THRU STATE/OTHER		155,015	155,015
44931	FEDERAL GRANTS PASS-THROUGH STATE/OTHER	1,068,850	799,270	(269,580)
44939	FEDERAL DIRECT GRANT	152,821	152,821	0
44951	STATE-NARC FORFEITURES & SEIZURES	80,000	80,000	0
48917	VLF LOC. SAFETY/PROTECTION	420,676	243,688	(176,988)
48923	PEACE OFFICER TRAINING	16,000	16,000	0
48999	OTHER STATE GRANTS & SUBVENTIONS	3,206,114	3,097,561	(108,553)
60114	DA BAD CHECK DIVERSION FEES	125,000	93,000	(32,000)
60116	RECORDER-RE RECORDATION FEE	162,000	162,000	0
60150	DISCOVERY FEES	63,000	90,000	27,000
60199	OTHER GENERAL GOVERNMENT CHARGES	80,000	160,000	80,000
60618	COMMUNITY COURT FEES	80,000	5,000	(75,000)
60676	FIRST OFFENDER PROSTITUTION PROGRAM FEE	336,208	193,274	(142,934)
865CD	EXP REC FR CHILD SUPPORT SERVICES(AAO)	12,000	12,000	0
865PC	EXP REC FR POLICE COMMISSION (AAO)	817,477	842,604	25,127
865PT	EXP REC FR PUBLIC TRANSPORTATION(AAO)	26,111	26,111	0
865PW	EXP REC FR PUBLIC WORKS (AAO)	21,000	20,107	(893)
865SS	EXP REC FR HUMAN SERVICES (AAO)	463,672	570,712	107,040
99999B	BEGINNING FUND BALANCE-BUDGET BASIS	396,273	554,080	157,807
GFS (1)	GENERAL FUND SUPPORT	31,650,659	32,158,974	508,315
Total Sources of Funds		39,177,861	39,432,217	254,356

(1) This figure represents the nondepartmental (citywide) general fund revenues required to support the department's operations.

Uses of Funds Detail Appropriation

OPERATING:

Department: DAT : DISTRICT ATTORNEY

2009-2010 Original Budget	2010-2011 Proposed	2010-2011 vs 2009-2010
---------------------------------	-----------------------	---------------------------

Uses of Funds Detail Appropriation

OPERATING:

1G AGF AAA: GF-NON-PROJECT-CONTROLLED

001	SALARIES	21,176,855	20,711,670	(465,185)
013	MANDATORY FRINGE BENEFITS	5,863,767	6,654,697	790,930
021	NON PERSONNEL SERVICES	918,263	917,703	(560)
038	CITY GRANT PROGRAMS	172,992	172,992	0
040	MATERIALS & SUPPLIES	147,358	137,480	(9,878)
060	CAPITAL OUTLAY	42,868	36,725	(6,143)
081	SERVICES OF OTHER DEPTS	1,093,395	1,074,912	(18,483)
	SUB-TOTAL 1G AGF AAA	29,415,498	29,706,179	290,681
	SUB-TOTAL OPERATING	29,415,498	29,706,179	290,681

CONTINUING PROJECTS:

1G AGF ACP: GF-CONTINUING PROJECTS

FDA001	DISTRICT ATTORNEY FACILITIES MAINTENANCE	28,941		(28,941)
PDA060	PEACE OFFICER STD & TESTING 01-004-060	16,000	16,000	0
PDA063	CHILD ABDUCTION	866,296	1,047,373	181,077
PDA064	PROSECUTIONS 01/001/064	808,637	825,749	17,112
PDA075	FAMILY VIOLENCE	792,651	856,935	64,284
PRR022	DIST ATTY 54% ALLOC REAL ESTATE REC FEE	168,636	152,738	(15,898)
	SUB-TOTAL 1G AGF ACP	2,681,161	2,898,795	217,634

2S PPF DAF: DA-SPECIAL REVENUE FUND

PDA111	FIRST OFFENDER PROSTITUTION PROGRAM	336,208	193,274	(142,934)
PDA112	CIVIL LITIGATION FUND	230,000	230,000	0
PDA113	DA CONSUMER PROTECTION ENFORCEMENT-PROP 64	241,020	244,380	3,360
	SUB-TOTAL 2S PPF DAF	807,228	667,654	(139,574)

2S PPF DAN: DA-NARC FORF & ASSET SEIZURE FUND

PDA100	FED NARC FORF & ASSET SEIZURE	5,253		(5,253)
PDA400	NARCOTIC FORFEITURE & ASSET SEIZURE	80,000	80,000	0
	SUB-TOTAL 2S PPF DAN	85,253	80,000	(5,253)

2S PPF PDN: SFPD-NARC FORF & ASSET SEIZURE FUND

PPCNFF	NARC FORFEITURE & ASSET SEIZURE		159,700	159,700
	SUB-TOTAL 2S PPF PDN	0	159,700	159,700
	SUB-TOTAL CONTINUING PROJECTS	3,573,642	3,806,149	232,507

Department: DAT : DISTRICT ATTORNEY

2009-2010 Original Budget	2010-2011 Proposed	2010-2011 vs 2009-2010
---------------------------------	-----------------------	---------------------------

Uses of Funds Detail Appropriation

GRANTS:

2S PPF ARA: AMERICAN RECOVERY AND REINVESTMENT ACT

CHBRNR	BYRNE ANTI DRUG ABUSE ENFORCEMENT - ARRA		155,015	155,015
DAVAST	VAWA VICTIM/WITNESS	18,346		(18,346)
DAVWST	RECOVERY ACT - VICTIM WITNESS	27,239		(27,239)
MYJAGR	FEDERAL BYRNE JUSTICE ASSISTANCE ARRA FD	300,000		(300,000)
SUB-TOTAL 2S PPF ARA		345,585	155,015	(190,570)

2S PPF GNC: GRANTS; NON-PROJECT; CONTINUING

DAANNU	LIFE & ANNUITY CONSUMER PROTECTION GRANT	25,000		(25,000)
DAAUTO	DEPT OF INS AUTO INSURANCE FRAUD	456,556	453,833	(2,723)
DACRCO	CRIMINAL RESTITUTION COMPACT	88,539	88,538	(1)
DAHLTH	DISABILITY & HEALTHCARE INSURANCE FRAUD	54,000	54,000	0
DARECT	REACT HIGH TECH CRIME GROUP	45,000	45,000	0
DASBOC	STATE BOARD OF CONTROL	749,712	697,232	(52,480)
DASEAB	SPEC. EMPH. VICTIM WITNESS-ELDER ABUSE	110,000	110,000	0
DASEHO	SPEC. EMPH. VIC. WITNESS ASS.-HOMICIDE	110,000	110,000	0
DAURBA	ORG. AUTO FRAUD ACTIVITY INTER. PROGRAM	104,756	104,756	0
DAVEPR	VERTICAL PROSECUTION PROGRAM	477,306	477,306	0
DAVIWI	VICTIM WITNESS ASSISTANCE PROGRAM	593,305	566,066	(27,239)
DAWOM	VIOLENCE AGAINST WOMEN-VERTICAL PROSECUT	110,000	199,230	89,230
DAWCOM	INVEST/PROSECUTION-WORKER'S COMP FRAUD	900,000	885,665	(14,335)
MYBYRN	BYRNE ANTI DRUG ABUSE ENFORCEMENT	105,205	105,205	0
MYFJAG	FEDERAL BYRNE JUSTICE ASSISTANCE GRANT	152,821	152,821	0
SFCOPS	COPS PROGRAM -AB3229/AB1913	420,676	243,688	(176,988)
SUB-TOTAL 2S PPF GNC		4,502,876	4,293,340	(209,536)
SUB-TOTAL GRANTS		4,848,461	4,448,355	(400,106)

WORK ORDERS/OVERHEAD:

1G AGF WOF: GENERAL FUND WORK ORDER FUND

DAT01	DISTRICT ATTORNEY SERVICES	1,340,260	1,471,534	131,274
SUB-TOTAL 1G AGF WOF		1,340,260	1,471,534	131,274
SUB-TOTAL WORK ORDERS/OVERHEAD		1,340,260	1,471,534	131,274

Total Uses of Funds		39,177,861	39,432,217	254,356
----------------------------	--	-------------------	-------------------	----------------

Department: ECN : ECONOMIC AND WORKFORCE DEVELOPMENT

2009-2010 Original Budget	2010-2011 Proposed	2010-2011 vs 2009-2010
---------------------------------	-----------------------	---------------------------

Fund Summary

1G AGF	GENERAL FUND	11,055,085	9,372,114	(1,682,971)
2S CDB	COMMUNITY DEVELOPMENT SPECIAL REV FUND	13,383,974	6,485,435	(6,898,539)
2S CRF	CULTURE & RECREATION SPEC REV FD	939,248	946,461	7,213
Total Sources and Uses by Funds		25,378,307	16,804,010	(8,574,297)

Program Summary

FAL	CHILDREN'S BASELINE	314,065	314,065	0
BK5	ECONOMIC DEVELOPMENT	4,495,832	3,406,813	(1,089,019)
BFS	FILM SERVICES	939,248	946,461	7,213
BK7	OFFICE OF SMALL BUSINESS AFFAIRS	697,812	602,080	(95,732)
BL1	WORKFORCE TRAINING	18,931,350	11,534,591	(7,396,759)
Total Uses by Program		25,378,307	16,804,010	(8,574,297)

Character Summary

001	SALARIES	6,235,555	5,150,962	(1,084,593)
013	MANDATORY FRINGE BENEFITS	1,828,700	1,832,554	3,854
021	NON PERSONNEL SERVICES	1,586,755	956,422	(630,333)
038	CITY GRANT PROGRAMS	13,863,484	7,885,573	(5,977,911)
040	MATERIALS & SUPPLIES	88,774	74,541	(14,233)
081	SERVICES OF OTHER DEPTS	1,775,039	903,958	(871,081)
Total Uses by Character		25,378,307	16,804,010	(8,574,297)

Reserved Appropriations

CONTROLLER RESERVES:

ANNUAL PROJECTS: 1G AGF AAP:

PBE011	ECONOMIC DEVELOPMENT PROJECTS		350,088	350,088
--------	-------------------------------	--	---------	---------

GRANTS: 2S CDB ARA:

ECN01	ECONOMIC DEVELOPMENT	805,766		(805,766)
-------	----------------------	---------	--	-----------

SUB-TOTAL CONTROLLER RESERVES

		805,766	350,088	(455,678)
--	--	----------------	----------------	------------------

Total Reserved Appropriations

		805,766	350,088	(455,678)
--	--	----------------	----------------	------------------

Department: ECN : ECONOMIC AND WORKFORCE DEVELOPMENT

2009-2010 Original Budget	2010-2011 Proposed	2010-2011 vs 2009-2010
---------------------------------	-----------------------	---------------------------

Sources of Funds Detail by Subject

44531	ARRA-FEDERAL PASS-THRU STATE/OTHER	6,591,831		(6,591,831)
44931	FEDERAL GRANTS PASS-THROUGH STATE/OTHER	6,792,143	6,485,435	(306,708)
60151	ENTERPRISE ZONE ADMIN FEE RECOVERY	240,000	600,000	360,000
60199	OTHER GENERAL GOVERNMENT CHARGES	109,607	146,461	36,854
865AC	EXP REC FR AIRPORT (AAO)	1,703,605	703,605	(1,000,000)
865AD	EXP REC FR ADMINISTRATIVE SERVICES (AAO)	185,000	95,259	(89,741)
865CA	EXP REC FR ADM (AAO)	429,641	400,000	(29,641)
865PO	EXP REC FR PORT COMMISSION (AAO)	125,000	125,000	0
865PT	EXP REC FR PUBLIC TRANSPORTATION(AAO)	239,956	239,956	0
865UC	EXP REC FR PUC (AAO)	275,000	275,000	0
865UH	EXP REC FR HETCH HETCHY (AAO)	50,472	50,472	0
87599	EXP REC-UNALLOCATED (NON-AAO FDS)	1,197,047	749,151	(447,896)
9301G	OTI FR 1G-GENERAL FUND	400,000	400,000	0
GFS (1)	GENERAL FUND SUPPORT	7,039,005	6,533,671	(505,334)
Total Sources of Funds		25,378,307	16,804,010	(8,574,297)

(1) This figure represents the nondepartmental (citywide) general fund revenues required to support the department's operations.

Uses of Funds Detail Appropriation

OPERATING:

1G AGF AAA: GF-NON-PROJECT-CONTROLLED

001	SALARIES	1,638,054	384,385	(1,253,669)
013	MANDATORY FRINGE BENEFITS	464,062	131,588	(332,474)
021	NON PERSONNEL SERVICES	88,000	52,500	(35,500)
038	CITY GRANT PROGRAMS	1,570,000		(1,570,000)
040	MATERIALS & SUPPLIES	30,000	14,020	(15,980)
081	SERVICES OF OTHER DEPTS	224,614	19,587	(205,027)
SUB-TOTAL 1G AGF AAA		4,014,730	602,080	(3,412,650)
SUB-TOTAL OPERATING		4,014,730	602,080	(3,412,650)

Department: ECN : ECONOMIC AND WORKFORCE DEVELOPMENT

2009-2010 Original Budget	2010-2011 Proposed	2010-2011 vs 2009-2010
---------------------------------	-----------------------	---------------------------

Uses of Funds Detail Appropriation

ANNUAL PROJECTS:

1G AGF AAP: GF-ANNUAL PROJECT

PBE008	WORKFORCE DEVELOPMENT	5,861,441	5,563,221	(298,220)
PBE011	ECONOMIC DEVELOPMENT PROJECTS		2,532,403	2,532,403
	SUB-TOTAL 1G AGF AAP	5,861,441	8,095,624	2,234,183
	SUB-TOTAL ANNUAL PROJECTS	5,861,441	8,095,624	2,234,183

CONTINUING PROJECTS:

1G AGF ACP: GF-CONTINUING PROJECTS

PBE006	CITY ECONOMIC DEVELOPMENT PLAN	67,000	67,000	0
PBE009	PUBLIC-PRIVATE DEVELOPMENT PROJECTS	1,111,914	607,410	(504,504)
	SUB-TOTAL 1G AGF ACP	1,178,914	674,410	(504,504)

2S CRF MFP: MOBED-FILM PROD SP FUND

PAD010	FILM REBATE PROGRAM	400,000	400,000	0
PBE101	FILM	539,248	546,461	7,213
	SUB-TOTAL 2S CRF MFP	939,248	946,461	7,213
	SUB-TOTAL CONTINUING PROJECTS	2,118,162	1,620,871	(497,291)

GRANTS:

2S CDB ARA: AMERICAN RECOVERY AND REINVESTMENT ACT

MERRAR	RAPID RESPONSE ARRA FORMULA GRANT	410,101		(410,101)
MEWIAR	WIA ARRA SUBGRANT	6,181,730		(6,181,730)
	SUB-TOTAL 2S CDB ARA	6,591,831	0	(6,591,831)

2S CDB GNC: GRANTS; NON-PROJECT; CONTINUING

MEDTSC	DTSC BROWNFIELDS SUBGRANT		200,000	200,000
MERRFG	RAPID RESPONSE FORMULA GRANT	264,855	406,703	141,848
MEWI10	WIA SUBGRANT PROGRAM YEAR 09/10	6,527,288		(6,527,288)
MEWI11	WIA SUBGRANT PROGRAM YEAR 10/11		5,878,732	5,878,732
	SUB-TOTAL 2S CDB GNC	6,792,143	6,485,435	(306,708)
	SUB-TOTAL GRANTS	13,383,974	6,485,435	(6,898,539)

Total Uses of Funds		25,378,307	16,804,010	(8,574,297)
----------------------------	--	-------------------	-------------------	--------------------

Department: REG : ELECTIONS

2009-2010 Original Budget	2010-2011 Proposed	2010-2011 vs 2009-2010
---------------------------------	-----------------------	---------------------------

Fund Summary

1G AGF	GENERAL FUND	14,728,299	9,906,773	(4,821,526)
Total Sources and Uses by Funds		14,728,299	9,906,773	(4,821,526)

Program Summary

FCH	ELECTIONS	14,728,299	9,906,773	(4,821,526)
Total Uses by Program		14,728,299	9,906,773	(4,821,526)

Character Summary

001	SALARIES	4,595,104	3,330,739	(1,264,365)
013	MANDATORY FRINGE BENEFITS	792,757	760,101	(32,656)
021	NON PERSONNEL SERVICES	7,950,428	4,907,895	(3,042,533)
040	MATERIALS & SUPPLIES	292,402	165,275	(127,127)
060	CAPITAL OUTLAY		11,500	11,500
081	SERVICES OF OTHER DEPTS	1,097,608	731,263	(366,345)
Total Uses by Character		14,728,299	9,906,773	(4,821,526)

Reserved Appropriations

CONTROLLER RESERVES:

OPERATING: 1G AGF AAA:

001	SALARIES		247,748	247,748
013	MANDATORY FRINGE BENEFITS		56,538	56,538
SUB-TOTAL CONTROLLER RESERVES		0	304,286	304,286
Total Reserved Appropriations			304,286	304,286

Sources of Funds Detail by Subobject

48999	OTHER STATE GRANTS & SUBVENTIONS	3,085,347	3,395,117	309,770
60136	COUNTY CANDIDATE FILING FEE	50,390	50,000	(390)
60149	PAID BALLOT ARGUMENT FEE	71,310	72,000	690
60199	OTHER GENERAL GOVERNMENT CHARGES	2,400	2,400	0
865HS	EXP REC FR HSS (AAO)	75,000	75,000	0

Department: REG : ELECTIONS

2009-2010 Original Budget	2010-2011 Proposed	2010-2011 vs 2009-2010
---------------------------------	-----------------------	---------------------------

Sources of Funds Detail by Subobject

865RS	EXP REC FR RETIREMENT SYSTEM (AAO)	82,000	82,000	0
87599	EXP REC-UNALLOCATED (NON-AAO FDS)	2,400,000	443,000	(1,957,000)
875ED	EXP REC FR BUS & ENC DEV (NON-AAO)	1,250		(1,250)
GFS (1)	GENERAL FUND SUPPORT	8,960,602	5,787,256	(3,173,346)
Total Sources of Funds		14,728,299	9,906,773	(4,821,526)

(1) This figure represents the nondepartmental (citywide) general fund revenues required to support the department's operations.

Uses of Funds Detail Appropriation

OPERATING:

1G AGF AAA: GF-NON-PROJECT-CONTROLLED

001	SALARIES	4,595,104	3,330,739	(1,264,365)
013	MANDATORY FRINGE BENEFITS	792,757	760,101	(32,656)
021	NON PERSONNEL SERVICES	7,950,428	4,907,895	(3,042,533)
040	MATERIALS & SUPPLIES	292,402	165,275	(127,127)
060	CAPITAL OUTLAY		11,500	11,500
081	SERVICES OF OTHER DEPTS	1,097,608	731,263	(366,345)
SUB-TOTAL 1G AGF AAA		14,728,299	9,906,773	(4,821,526)
SUB-TOTAL OPERATING		14,728,299	9,906,773	(4,821,526)
Total Uses of Funds		14,728,299	9,906,773	(4,821,526)

Department: ECD : DEPARTMENT OF EMERGENCY MANAGEMENT

2009-2010 Original Budget	2010-2011 Proposed	2010-2011 vs 2009-2010
---------------------------------	-----------------------	---------------------------

Fund Summary

1G AGF	GENERAL FUND	45,875,733	41,030,124	(4,845,609)
2S PPF	PUBLIC PROTECTION SPECIAL REVENUE FUND	922,959	910,832	(12,127)
Total Sources and Uses by Funds		46,798,692	41,940,956	(4,857,736)

Program Summary

BIR	EMERGENCY COMMUNICATIONS	43,135,762	38,347,916	(4,787,846)
BIZ	EMERGENCY MANAGEMENT - EMSA	732,391	612,832	(119,559)
BIV	EMERGENCY SERVICES	2,138,866	2,161,294	22,428
BIW	FALSE ALARM PREVENTION	686,524	719,922	33,398
BIY	OUTDOOR PUBLIC WARNING SYSTEM	105,149	98,992	(6,157)
Total Uses by Program		46,798,692	41,940,956	(4,857,736)

Character Summary

001	SALARIES	22,809,119	21,195,901	(1,613,218)
013	MANDATORY FRINGE BENEFITS	7,683,179	7,998,418	315,239
021	NON PERSONNEL SERVICES	2,110,472	2,159,773	49,301
040	MATERIALS & SUPPLIES	129,950	154,956	25,006
060	CAPITAL OUTLAY	532,417	88,889	(443,528)
070	DEBT SERVICE	4,555,758	2,562,653	(1,993,105)
081	SERVICES OF OTHER DEPTS	8,977,797	7,780,366	(1,197,431)
Total Uses by Character		46,798,692	41,940,956	(4,857,736)

Reserved Appropriations

CONTROLLER RESERVES:

OPERATING: 1G AGF AAA:

001	SALARIES	971,678	1,534,815	563,137
013	MANDATORY FRINGE BENEFITS	595,544	579,873	(15,671)
SUB-TOTAL CONTROLLER RESERVES		1,567,222	2,114,688	547,466
Total Reserved Appropriations		1,567,222	2,114,688	547,466

Department: ECD : DEPARTMENT OF EMERGENCY MANAGEMENT

2009-2010 Original Budget	2010-2011 Proposed	2010-2011 vs 2009-2010
---------------------------------	-----------------------	---------------------------

Sources of Funds Detail by Subobject

44931	FEDERAL GRANTS PASS-THROUGH STATE/OTHER	922,959	910,832	(12,127)
60901	EMT CERTIFICATE/ACCREDITATION FEE		98,000	98,000
60902	AMBULANCE PERMIT FEE		155,200	155,200
60903	AMBULANCE CERTIFICATION OPERATION FEE		25,000	25,000
60906	EMSA RECEIVING HOSPITAL FEE		139,347	139,347
61199	MISCELLANEOUS FEE	3,745	1,890	(1,855)
63591	EMGCY MED SVCS CERTIFICATION FEES	149,743		(149,743)
63599	MISC PUBLIC HEALTH REVENUE	87,932		(87,932)
865BI	EXP REC FR BLDG INSPECTION (AAO)		15,204	15,204
865HC	EXP REC FR COMM HEALTH SERVICE (AAO)	203,999	185,130	(18,869)
865HM	EXP REC FR COMM MENTAL HEALTH (AAO)		185,130	185,130
865PO	EXP REC FR PORT COMMISSION (AAO)	60,000	17,895	(42,105)
865PW	EXP REC FR PUBLIC WORKS (AAO)		116,652	116,652
865RP	EXP REC FR REC & PARK (AAO)		29,062	29,062
865UH	EXP REC FR HETCH HETCHY (AAO)		3,364	3,364
865UW	EXP REC FR WATER DEPT (AAO)		9,553	9,553
865WP	EXP REC FR CLEANWATER (AAO)		28,255	28,255
GFS (1)	GENERAL FUND SUPPORT	45,370,314	40,020,442	(5,349,872)
Total Sources of Funds		46,798,692	41,940,956	(4,857,736)

(1) This figure represents the nondepartmental (citywide) general fund revenues required to support the department's operations.

Uses of Funds Detail Appropriation

OPERATING:

1G AGF AAA: GF-NON-PROJECT-CONTROLLED

001	SALARIES	22,070,352	20,634,191	(1,436,161)
013	MANDATORY FRINGE BENEFITS	7,477,874	7,795,857	317,983
021	NON PERSONNEL SERVICES	2,060,675	1,848,332	(212,343)
040	MATERIALS & SUPPLIES	128,750	134,706	5,956
060	CAPITAL OUTLAY	465,417	88,889	(376,528)
070	DEBT SERVICE	4,555,758	2,562,653	(1,993,105)
081	SERVICES OF OTHER DEPTS	8,852,908	7,780,366	(1,072,542)
SUB-TOTAL 1G AGF AAA		45,611,734	40,844,994	(4,766,740)
SUB-TOTAL OPERATING		45,611,734	40,844,994	(4,766,740)

Department: ECD : DEPARTMENT OF EMERGENCY MANAGEMENT

2009-2010 Original Budget	2010-2011 Proposed	2010-2011 vs 2009-2010
---------------------------------	-----------------------	---------------------------

Uses of Funds Detail Appropriation

		2009-2010 Original Budget	2010-2011 Proposed	2010-2011 vs 2009-2010
GRANTS:				
2S PPF HLS: HOMELAND SECURITY				
EDEMPG	EMERGENCY MGMT PERFORMANCE	175,783	271,018	95,235
EDMMRS	METROPOLITAN MEDICAL RESPONSE SYSTEM	321,221	317,419	(3,802)
EDRCPG	REGIONAL CATASTROPHIC PREPAREDNESS GRANT	425,955	322,395	(103,560)
SUB-TOTAL 2S PPF HLS		922,959	910,832	(12,127)
SUB-TOTAL GRANTS		922,959	910,832	(12,127)
WORK ORDERS/OVERHEAD:				
1G AGF WOF: GENERAL FUND WORK ORDER FUND				
ECD03	DEM ADMINISTRATION	263,999	185,130	(78,869)
SUB-TOTAL 1G AGF WOF		263,999	185,130	(78,869)
SUB-TOTAL WORK ORDERS/OVERHEAD		263,999	185,130	(78,869)
Total Uses of Funds		46,798,692	41,940,956	(4,857,736)

Department: ENV : ENVIRONMENT

2009-2010 Original Budget	2010-2011 Proposed	2010-2011 vs 2009-2010
---------------------------------	-----------------------	---------------------------

Fund Summary

1G AGF	GENERAL FUND	2,710,580	2,624,279	(86,301)
2S ENV	ENVIRONMENTAL PROTECTION PROGRAM	854,256	754,325	(99,931)
2S PWF	PUBLIC WORKS/TRANS & COMMERCE SRF	12,287,236	10,276,638	(2,010,598)
Total Sources and Uses by Funds		15,852,072	13,655,242	(2,196,830)

Program Summary

CIO	CLEAN AIR	783,159	682,144	(101,015)
CIP	CLIMATE CHANGE/ENERGY	581,809	529,960	(51,849)
CIG	ENVIRONMENT	7,188,071	5,626,424	(1,561,647)
CIU	ENVIRONMENT-OUTREACH	233,763	219,474	(14,289)
CIQ	ENVIRONMENTAL JUSTICE / YOUTH EMPLOYMENT	274,048	248,064	(25,984)
CIR	GREEN BUILDING	433,163	368,934	(64,229)
CIS	RECYCLING	4,322,022	3,919,033	(402,989)
BAI	SOLID WASTE MANAGEMENT	200,717	191,290	(9,427)
CIT	TOXICS	1,783,557	1,837,356	53,799
BA1	URBAN FORESTRY	51,763	32,563	(19,200)
Total Uses by Program		15,852,072	13,655,242	(2,196,830)

Character Summary

001	SALARIES	4,265,651	4,281,733	16,082
013	MANDATORY FRINGE BENEFITS	1,708,661	1,972,056	263,395
020	OVERHEAD	188,901	179,717	(9,184)
021	NON PERSONNEL SERVICES	2,553,856	2,651,810	97,954
038	CITY GRANT PROGRAMS	509,000	469,000	(40,000)
040	MATERIALS & SUPPLIES	265,124	280,020	14,896
081	SERVICES OF OTHER DEPTS	6,360,879	3,820,906	(2,539,973)
091	OPERATING TRANSFERS OUT	822,851	1,033,349	210,498
ELU	TRANSFER ADJUSTMENTS-USES	(822,851)	(1,033,349)	(210,498)
Total Uses by Character		15,852,072	13,655,242	(2,196,830)

Reserved Appropriations

CONTROLLER RESERVES:

Department: ENV : ENVIRONMENT

2009-2010 Original Budget	2010-2011 Proposed	2010-2011 vs 2009-2010
---------------------------------	-----------------------	---------------------------

Reserved Appropriations

CONTROLLER RESERVES:			
OPERATING: 2S PWF CLA:			
021	NON PERSONNEL SERVICES	129,000	(129,000)
	SUB-TOTAL CONTROLLER RESERVES	129,000	0
	Total Reserved Appropriations	129,000	(129,000)

Sources of Funds Detail by Subobject

48999	OTHER STATE GRANTS & SUBVENTIONS	1,100,668	428,528	(672,140)
49102	SF TRANSPORTATION AUTHORITY	576,439	404,752	(171,687)
49999	OTHER LOCAL/REGIONAL GRANTS	86,326		(86,326)
60148	SOLID WASTE IMPOUND ACCOUNT FEE	7,259,605	7,676,638	417,033
61199	MISCELLANEOUS FEE	4,500,000	2,530,000	(1,970,000)
69999	OTHER OPERATING REVENUE	10,500		(10,500)
79999	OTHER NON-OPERATING REVENUE	186,171	1,206,195	1,020,024
865AC	EXP REC FR AIRPORT (AAO)	5,000	5,000	0
865BI	EXP REC FR BLDG INSPECTION (AAO)	349,267	146,586	(202,681)
865CA	EXP REC FR ADM (AAO)	25,000		(25,000)
865HC	EXP REC FR COMM HEALTH SERVICE (AAO)	18,827	18,529	(298)
865PO	EXP REC FR PORT COMMISSION (AAO)	21,308	18,529	(2,779)
865PT	EXP REC FR PUBLIC TRANSPORTATION(AAO)	19,308	18,529	(779)
865RP	EXP REC FR REC & PARK (AAO)	64,308	43,529	(20,779)
865UC	EXP REC FR PUC (AAO)	114,308	133,529	19,221
87599	EXP REC-UNALLOCATED (NON-AAO FDS)	987,406	1,024,898	37,492
9302I	OTI FR 2S/ENV-ENVIRONMENTAL PROTECTION	822,851	1,033,349	210,498
99999B	BEGINNING FUND BALANCE-BUDGET BASIS	527,631		(527,631)
ELIMSD	TRANSFER ADJUSTMENTS-SOURCES	(822,851)	(1,033,349)	(210,498)
	Total Sources of Funds	15,852,072	13,655,242	(2,196,830)

Uses of Funds Detail Appropriation

OPERATING:				
1G AGF AAA: GF-NON-PROJECT-CONTROLLED				
001	SALARIES	1,245,990	1,101,339	(144,651)

Department: ENV : ENVIRONMENT

2009-2010 Original Budget	2010-2011 Proposed	2010-2011 vs 2009-2010
---------------------------------	-----------------------	---------------------------

Uses of Funds Detail Appropriation

OPERATING:

1G AGF AAA: GF-NON-PROJECT-CONTROLLED

013	MANDATORY FRINGE BENEFITS	535,916	582,230	46,314
020	OVERHEAD	36,925		(36,925)
021	NON PERSONNEL SERVICES	475,930	538,291	62,361
040	MATERIALS & SUPPLIES	46,736	45,570	(1,166)
081	SERVICES OF OTHER DEPTS	161,759	173,162	11,403
	SUB-TOTAL 1G AGF AAA	2,503,256	2,440,592	(62,664)

2S PWF CLA: CIGARETTE LITTER ABATEMENT FUND

021	NON PERSONNEL SERVICES	129,000	72,643	(56,357)
081	SERVICES OF OTHER DEPTS	4,371,000	2,457,357	(1,913,643)
	SUB-TOTAL 2S PWF CLA	4,500,000	2,530,000	(1,970,000)

2S PWF SWN: SOLID WASTE NON-PROJECT

001	SALARIES	2,849,902	2,908,101	58,199
013	MANDATORY FRINGE BENEFITS	1,117,958	1,319,533	201,575
020	OVERHEAD	46,995		(46,995)
021	NON PERSONNEL SERVICES	1,698,988	1,761,980	62,992
038	CITY GRANT PROGRAMS	469,000	469,000	0
040	MATERIALS & SUPPLIES	101,273	117,637	16,364
081	SERVICES OF OTHER DEPTS	1,503,120	1,170,387	(332,733)
	SUB-TOTAL 2S PWF SWN	7,787,236	7,746,638	(40,598)
	SUB-TOTAL OPERATING	14,790,492	12,717,230	(2,073,262)

CONTINUING PROJECTS:

1G AGF ACP: GF-CONTINUING PROJECTS

PATCOP	AIR TRAVEL CARBON OFFSET PROGRAM	115,613	115,613	0
PBE004	SOUTHEASTERN ENVIRONMENTAL	81,211	68,074	(13,137)
PEGBOP	GREEN BUSINESS OUTREACH PROGRAM	10,500		(10,500)
	SUB-TOTAL 1G AGF ACP	207,324	183,687	(23,637)
	SUB-TOTAL CONTINUING PROJECTS	207,324	183,687	(23,637)

Department: ENV : ENVIRONMENT

2009-2010 Original Budget	2010-2011 Proposed	2010-2011 vs 2009-2010
---------------------------------	-----------------------	---------------------------

Uses of Funds Detail Appropriation

GRANTS:

2S ENV GNC: GRANTS; NON-PROJECT; CONTINUING

EVBOTL	OUTREACH FOR BOTTLE AND CANS	169,189	204,674	35,485
EVCBCA	COMMUTER BENEFITS II		18,909	18,909
EVCCWS	CLEAN CITIES WORKSHOPS		25,000	25,000
EVCFTK	CLEAN FLEET TOOLKIT	6,933		(6,933)
EVOILA	USED OIL RECYCLING	200,717	191,290	(9,427)
EVPKRS	PROP K RIDESHARE	36,800	37,672	872
EVPRPK	CLEAN AIR PROJECTS	84,678	185,313	100,635
EVSF04	116 CLEAN AIR TAXI 09SF04		12,020	12,020
EVSF07	CLEAN AIR VEHICLES - CCSF FLEET		945	945
EVSFCC	CLEAN CITIES COALITION		38,757	38,757
EVTAXI	75 CLEAN AIR TAXIS 07R28	1,486		(1,486)
EVTDMS	TRANSPORTATION DEMAND MGMT MTC	38,014	37,854	(160)
EVTX40	CLEAN AIR TAXI VEHICLE PROJ	990		(990)
EVTX52	52 CLEAN AIR TAXIS	109,200		(109,200)
EVTX98	98 CLEAN AIR TAXIS	206,249	1,891	(204,358)
	SUB-TOTAL 2S ENV GNC	854,256	754,325	(99,931)
	SUB-TOTAL GRANTS	854,256	754,325	(99,931)
Total Uses of Funds		15,852,072	13,655,242	(2,196,830)

Department: ETH : ETHICS COMMISSION

2009-2010 Original Budget	2010-2011 Proposed	2010-2011 vs 2009-2010
---------------------------------	-----------------------	---------------------------

Fund Summary

1G AGF	GENERAL FUND	5,453,874	4,184,913	(1,268,961)
Total Sources and Uses by Funds		5,453,874	4,184,913	(1,268,961)

Program Summary

FFF	ELECTION CAMPAIGN FUND	3,212,056	1,976,494	(1,235,562)
FET	ETHICS COMMISSION	2,241,818	2,208,419	(33,399)
Total Uses by Program		5,453,874	4,184,913	(1,268,961)

Character Summary

001	SALARIES	1,461,588	1,396,871	(64,717)
013	MANDATORY FRINGE BENEFITS	471,697	513,294	41,597
021	NON PERSONNEL SERVICES	138,194	136,744	(1,450)
038	CITY GRANT PROGRAMS	3,212,056	1,976,494	(1,235,562)
040	MATERIALS & SUPPLIES	15,000	15,466	466
081	SERVICES OF OTHER DEPTS	155,339	146,044	(9,295)
Total Uses by Character		5,453,874	4,184,913	(1,268,961)

Reserved Appropriations

CONTROLLER RESERVES:

OPERATING: 1G AGF AAA:

001	SALARIES		103,902	103,902
013	MANDATORY FRINGE BENEFITS		38,180	38,180
SUB-TOTAL CONTROLLER RESERVES		0	142,082	142,082
Total Reserved Appropriations			142,082	142,082

Sources of Funds Detail by Subobject

20710	LOBBYIST REGISTRATION FEE	8,000	8,000	0
20711	CAMPAIGN CONSULTANT REGISTRATION FEE	15,000	15,000	0
25510	CAMPAIGN DISCLOSURE FINES	22,000	50,000	28,000
25520	LOBBY FINES	1,000	1,000	0

Department: ETH : ETHICS COMMISSION

2009-2010 Original Budget	2010-2011 Proposed	2010-2011 vs 2009-2010
---------------------------------	-----------------------	---------------------------

Sources of Funds Detail by Subobject

25521	CAMPAIGN CONSULTANT FINES	1,000	1,000	0
25530	ECONOMIC INTEREST FINES	1,000	1,000	0
25590	OTHER ETHICS FINES	1,000	1,000	0
60199	OTHER GENERAL GOVERNMENT CHARGES	1,000	1,000	0
GFS (1)	GENERAL FUND SUPPORT	5,403,874	4,106,913	(1,296,961)
Total Sources of Funds		5,453,874	4,184,913	(1,268,961)

(1) This figure represents the nondepartmental (citywide) general fund revenues required to support the department's operations.

Uses of Funds Detail Appropriation

OPERATING:				
1G AGF AAA: GF-NON-PROJECT-CONTROLLED				
001	SALARIES	1,461,588	1,396,871	(64,717)
013	MANDATORY FRINGE BENEFITS	471,697	513,294	41,597
021	NON PERSONNEL SERVICES	138,194	136,744	(1,450)
040	MATERIALS & SUPPLIES	15,000	15,466	466
081	SERVICES OF OTHER DEPTS	155,339	146,044	(9,295)
SUB-TOTAL 1G AGF AAA		2,241,818	2,208,419	(33,399)
SUB-TOTAL OPERATING		2,241,818	2,208,419	(33,399)
CONTINUING PROJECTS:				
1G AGF ACP: GF-CONTINUING PROJECTS				
PEC003	PUBLIC FINANCING OF ELECTION- MAYOR	3,212,056	1,976,494	(1,235,562)
SUB-TOTAL 1G AGF ACP		3,212,056	1,976,494	(1,235,562)
SUB-TOTAL CONTINUING PROJECTS		3,212,056	1,976,494	(1,235,562)
Total Uses of Funds		5,453,874	4,184,913	(1,268,961)

Department: FAM : FINE ARTS MUSEUM

2009-2010 Original Budget	2010-2011 Proposed	2010-2011 vs 2009-2010
---------------------------------	-----------------------	---------------------------

Fund Summary

1G AGF	GENERAL FUND	10,975,785	10,110,839	(864,946)
2S CRF	CULTURE & RECREATION SPEC REV FD	2,170,000	3,516,662	1,346,662
Total Sources and Uses by Funds		13,145,785	13,627,501	481,716

Program Summary

EEB	ADMISSIONS	2,170,000	3,516,662	1,346,662
EEC	OPER & MAINT OF MUSEUMS	10,975,785	10,110,839	(864,946)
Total Uses by Program		13,145,785	13,627,501	481,716

Character Summary

001	SALARIES	6,628,841	4,403,458	(2,225,383)
013	MANDATORY FRINGE BENEFITS	2,620,650	1,787,352	(833,298)
020	OVERHEAD	145,651	159,025	13,374
021	NON PERSONNEL SERVICES	1,507,259	4,867,273	3,360,014
040	MATERIALS & SUPPLIES	39,400	5,600	(33,800)
06F	FACILITIES MAINTENANCE	100,000	150,000	50,000
081	SERVICES OF OTHER DEPTS	2,103,984	2,254,793	150,809
Total Uses by Character		13,145,785	13,627,501	481,716

Reserved Appropriations

CONTROLLER RESERVES:				
OPERATING: 1G AGF AAA:				
001	SALARIES		278,862	278,862
013	MANDATORY FRINGE BENEFITS		112,039	112,039
SUB-TOTAL CONTROLLER RESERVES		0	390,901	390,901
Total Reserved Appropriations			390,901	390,901

Sources of Funds Detail by Subobject

12210	HOTEL ROOM TAX	5,620,000	5,620,000	0
62851	MUSEUM EXHIBITION ADMISSION	2,170,000	3,516,662	1,346,662

Department: FAM : FINE ARTS MUSEUM

2009-2010 Original Budget	2010-2011 Proposed	2010-2011 vs 2009-2010.
---------------------------------	-----------------------	----------------------------

Sources of Funds Detail by Subobject

865AC	EXP REC FR AIRPORT (AAO)	134,000	134,000	0
GFS (1)	GENERAL FUND SUPPORT	5,221,785	4,356,839	(864,946)
Total Sources of Funds		13,145,785	13,627,501	481,716

(1) This figure represents the nondepartmental (citywide) general fund revenues required to support the department's operations.

Uses of Funds Detail Appropriation

OPERATING:

1G AGF AAA: GF-NON-PROJECT-CONTROLLED

001	SALARIES	5,914,075	3,749,048	(2,165,027)
013	MANDATORY FRINGE BENEFITS	2,294,480	1,506,264	(788,216)
021	NON PERSONNEL SERVICES	529,246	2,450,734	1,921,488
040	MATERIALS & SUPPLIES	34,000		(34,000)
081	SERVICES OF OTHER DEPTS	2,103,984	2,254,793	150,809
SUB-TOTAL 1G AGF AAA		10,875,785	9,960,839	(914,946)
SUB-TOTAL OPERATING		10,875,785	9,960,839	(914,946)

ANNUAL PROJECTS:

1G AGF AAP: GF-ANNUAL PROJECT

FFA214	MISC FAC MAINT PROJ	100,000	150,000	50,000
SUB-TOTAL 1G AGF AAP		100,000	150,000	50,000
SUB-TOTAL ANNUAL PROJECTS		100,000	150,000	50,000

CONTINUING PROJECTS:

2S CRF RPD: MUSEUMS ADMISSION FUND

PFAADM	FINE ARTS OPERATING REV/EXP	2,170,000	3,516,662	1,346,662
SUB-TOTAL 2S CRF RPD		2,170,000	3,516,662	1,346,662
SUB-TOTAL CONTINUING PROJECTS		2,170,000	3,516,662	1,346,662

Total Uses of Funds		13,145,785	13,627,501	481,716
----------------------------	--	-------------------	-------------------	----------------

Department: FIR : FIRE DEPARTMENT

2009-2010 Original Budget	2010-2011 Proposed	2010-2011 vs 2009-2010
---------------------------------	-----------------------	---------------------------

Fund Summary

1G AGF	GENERAL FUND	262,801,763	267,855,966	5,054,203
2S PPF	PUBLIC PROTECTION SPECIAL REVENUE FUND		1,132,084	1,132,084
5A AAA	SFIA-OPERATING FUND	16,917,522	18,780,362	1,862,840
5P AAA	PORT-OPERATING FUND	2,775,131	3,151,102	375,971
Total Sources and Uses by Funds		282,494,416	290,919,514	8,425,098

Program Summary

AAD	ADMINISTRATION & SUPPORT SERVICES	31,815,127	32,522,532	707,405
AFC	CUSTODY	1,000,000	615,735	(384,265)
AGE	FIRE GENERAL		225,000	225,000
AEC	FIRE SUPPRESSION	233,483,000	242,628,044	9,145,044
AKI	GRANT SERVICES		1,132,084	1,132,084
API	PREVENTION & INVESTIGATION	11,238,307	9,799,233	(1,439,074)
ATR	TRAINING	4,957,982	3,996,886	(961,096)
Total Uses by Program		282,494,416	290,919,514	8,425,098

Character Summary

001	SALARIES	213,123,750	214,680,540	1,556,790
013	MANDATORY FRINGE BENEFITS	40,495,126	47,961,550	7,466,424
020	OVERHEAD	174,979	91,536	(83,443)
021	NON PERSONNEL SERVICES	1,900,333	2,040,478	140,145
040	MATERIALS & SUPPLIES	4,805,629	5,140,211	334,582
060	CAPITAL OUTLAY	2,778,888	2,242,608	(536,280)
06F	FACILITIES MAINTENANCE	600,000	615,735	15,735
081	SERVICES OF OTHER DEPTS	18,615,711	18,146,856	(468,855)
095	INTRAFUND TRANSFERS OUT	210,000	389,000	179,000
ELU	TRANSFER ADJUSTMENTS-USES	(210,000)	(389,000)	(179,000)
Total Uses by Character		282,494,416	290,919,514	8,425,098

Reserved Appropriations

CONTROLLER RESERVES:

Department: FIR : FIRE DEPARTMENT

2009-2010 Original Budget	2010-2011 Proposed	2010-2011 vs 2009-2010
---------------------------------	-----------------------	---------------------------

Reserved Appropriations

CONTROLLER RESERVES:				
OPERATING: 1G AGF AAA:				
001	SALARIES	4,038,479	14,681,424	10,642,945
013	MANDATORY FRINGE BENEFITS	2,475,196	3,267,267	792,071
	SUB-TOTAL CONTROLLER RESERVES	6,513,675	17,948,691	11,435,016
Total Reserved Appropriations		6,513,675	17,948,691	11,435,016

Sources of Funds Detail by Subobject

20150	MED. CANNABIS DISPENSARY APPLICATION FEE	800	220	(580)
39899	OTHER CITY PROPERTY RENTALS	540,000	365,000	(175,000)
44940	US NAVY COOPERATIVE AGREEMENT		1,132,084	1,132,084
48311	PUBLIC SAFETY SALES TAX ALLOCATION	32,544,000	31,917,000	(627,000)
60199	OTHER GENERAL GOVERNMENT CHARGES	1,500	1,500	0
60629	FALSE ALARM RESPONSE FEE	220,500	220,500	0
60663	FIRE PRE-APPLICATION PLAN REVIEW FEE	55,000	69,300	14,300
60664	FIRE WATER FLOW REQUEST FEE	52,500	66,000	13,500
60667	FIRE PLAN CHECKING	2,760,000	2,560,470	(199,530)
60668	FIRE INSPECTION FEES	1,292,500	852,500	(440,000)
60670	HIGH RISE FIRE INSPECTION FEE	1,320,000	1,536,000	216,000
60671	SFFD TX COLL RENEWAL FEE	1,213,000	1,347,500	134,500
60672	SFFD ORIG FILING-POSTING FEE	1,280,000	765,000	(515,000)
60673	FIRE CODE REINSPECTION FEE	79,200	66,000	(13,200)
60674	FIRE REFERRAL INSPECTION FEE	79,750	57,750	(22,000)
60678	FIRE OVERTIME SERVICE FEES	1,000,000	1,000,000	0
60679	FIRE RESIDENTIAL INSPECTION FEES	571,009	571,009	0
60680	FIRE BUILDING ACCESS FEES	60,000		(60,000)
60699	OTHER PUBLIC SAFETY CHARGES	15,000	15,000	0
65905	INSURANCE NET REVENUE		626,000	626,000
65916	AMBULANCE BILLINGS	71,438,000	79,323,501	7,885,501
65917	AMBULANCE CONTRACTUAL ADJUSTS & ALLOWANCE	(50,412,900)	(58,229,660)	(7,816,760)
65999	MISC HOSPITAL SERVICE REVENUE	15,000	15,000	0
76123	GAIN/LOSS-SALE OF BUILDING & STRUCTURES		725,000	725,000
865AD	EXP REC FR ADMINISTRATIVE SERVICES (AAO)	3,363,444	1,935,802	(1,427,642)
865BI	EXP REC FR BLDG INSPECTION (AAO)	150,000	150,000	0

Department: FIR : FIRE DEPARTMENT

2009-2010 Original Budget	2010-2011 Proposed	2010-2011 vs 2009-2010
---------------------------------	-----------------------	---------------------------

Sources of Funds Detail by Subobject

865ER	EXP REC FR EMERGENCY COMMUNICATIONS(AAO)	2,500,021	2,188,342	(311,679)
87599	EXP REC-UNALLOCATED (NON-AAO FDS)	3,707,697	4,064,621	356,924
9305W	OTI FR 5W-WATER DEPARTMENT FUNDS	500,000		(500,000)
9501G	ITI FR 1G-GENERAL FUND	210,000	389,000	179,000
ELIMSD	TRANSFER ADJUSTMENTS-SOURCES	19,482,653	21,542,464	2,059,811
GFS (1)	GENERAL FUND SUPPORT	188,455,742	195,646,611	7,190,869
Total Sources of Funds		282,494,416	290,919,514	8,425,098

(1) This figure represents the nondepartmental (citywide) general fund revenues required to support the department's operations.

Uses of Funds Detail Appropriation

OPERATING:

1G AGF AAA: GF-NON-PROJECT-CONTROLLED

001	SALARIES	197,114,248	197,378,325	264,077
013	MANDATORY FRINGE BENEFITS	37,242,287	43,925,421	6,683,134
021	NON PERSONNEL SERVICES	1,900,333	2,040,478	140,145
040	MATERIALS & SUPPLIES	3,725,983	3,776,062	50,079
060	CAPITAL OUTLAY	1,943,888	1,877,608	(66,280)
079	ALLOCATED CHARGES		(1,132,084)	(1,132,084)
081	SERVICES OF OTHER DEPTS	18,360,378	17,645,272	(715,106)
095	INTRAFUND TRANSFERS OUT	210,000	389,000	179,000
ELU	TRANSFER ADJUSTMENTS-USES	(210,000)	(389,000)	(179,000)
SUB-TOTAL 1G AGF AAA		260,287,117	265,511,082	5,223,965

5A AAA AAA: SFIA-OPERATING-NON-PROJ-CONTROLLED FD

001	SALARIES	13,994,712	15,202,329	1,207,617
013	MANDATORY FRINGE BENEFITS	2,922,810	3,578,033	655,223
SUB-TOTAL 5A AAA AAA		16,917,522	18,780,362	1,862,840

Department: FIR : FIRE DEPARTMENT

2009-2010 Original Budget	2010-2011 Proposed	2010-2011 vs 2009-2010
---------------------------------	-----------------------	---------------------------

Uses of Funds Detail Appropriation

OPERATING:

5P AAA AAA: PORT-OPERATING-NON-PROJ-CONTROLLED FD

001	SALARIES	2,014,790	2,099,886	85,096
013	MANDATORY FRINGE BENEFITS	330,029	458,096	128,067
020	OVERHEAD	174,979	91,536	(83,443)
081	SERVICES OF OTHER DEPTS	255,333	501,584	246,251
	SUB-TOTAL 5P AAA AAA	2,775,131	3,151,102	375,971
	SUB-TOTAL OPERATING	279,979,770	287,442,546	7,462,776

ANNUAL PROJECTS:

1G AGF AAP: GF-ANNUAL PROJECT

CFC112	SHOWER PAN REPLACEMENT	400,000		(400,000)
FFC106	UNDERGROUND STORAGE TANK MONITORING	200,000	215,735	15,735
FFC293	VARIOUS FACILITY MAINTENANCE PROJECT	400,000	400,000	0
PFC130	FIREFIGHTER UNIFORMS & TURNOUTS	1,079,646	1,364,149	284,503
	SUB-TOTAL 1G AGF AAP	2,079,646	1,979,884	(99,762)
	SUB-TOTAL ANNUAL PROJECTS	2,079,646	1,979,884	(99,762)

CONTINUING PROJECTS:

1G AGF ACP: GF-CONTINUING PROJECTS

PFC200	FIRE PREVENTION VEHICLE REPLACEMENT	435,000	140,000	(295,000)
PFC300	EMS EQUIPMENT REPLACEMENT		225,000	225,000
	SUB-TOTAL 1G AGF ACP	435,000	365,000	(70,000)
	SUB-TOTAL CONTINUING PROJECTS	435,000	365,000	(70,000)

GRANTS:

2S PPF GNC: GRANTS; NON-PROJECT; CONTINUING

FCNCA	US NAVY COOP AGMT HUNTERS POINT SHIPYARD		1,132,084	1,132,084
	SUB-TOTAL 2S PPF GNC	0	1,132,084	1,132,084
	SUB-TOTAL GRANTS	0	1,132,084	1,132,084

Total Uses of Funds		282,494,416	290,919,514	8,425,098
----------------------------	--	--------------------	--------------------	------------------

Department: GEN : GENERAL CITY RESPONSIBILITY

2009-2010 Original Budget	2010-2011 Proposed	2010-2011 vs 2009-2010
---------------------------------	-----------------------	---------------------------

Fund Summary

1G AGF	GENERAL FUND	341,370,505	340,098,585	(1,271,920)
4D GOB	GENERAL OBLIGATION BOND FUND	185,882,763	192,729,202	6,846,439
4D ODS	OTHER DEBT SERVICE FUNDS	7,519,587	7,521,212	1,625
6I FCF	FINANCE CORP INTERNAL SERVICE FUNDS	7,696,221	13,689,097	5,992,876
Total Sources and Uses by Funds		542,469,076	554,038,096	11,569,020

Program Summary

FCZ	GENERAL CITY RESPONSIBILITIES	542,469,076	554,038,096	11,569,020
Total Uses by Program		542,469,076	554,038,096	11,569,020

Character Summary

013	MANDATORY FRINGE BENEFITS	51,339,289	53,940,764	2,601,475
021	NON PERSONNEL SERVICES	13,952,304	13,876,704	(75,600)
038	CITY GRANT PROGRAMS	473,940	473,940	0
060	CAPITAL OUTLAY	11,421,221	14,474,097	3,052,876
070	DEBT SERVICE	193,402,350	200,250,414	6,848,064
079	ALLOCATED CHARGES	2,000,000		(2,000,000)
081	SERVICES OF OTHER DEPTS	18,753,708	20,761,431	2,007,723
091	OPERATING TRANSFERS OUT	114,140,979	96,174,925	(17,966,054)
095	INTRAFUND TRANSFERS OUT	103,963,893	107,659,541	3,695,648
097	UNAPPROPRIATED REVENUE RETAINED	14,231,327	28,681,000	14,449,673
098	UNAPPROPRIATED REVENUE-DESIGNATED	26,043,160	25,000,000	(1,043,160)
ELU	TRANSFER ADJUSTMENTS-USERS	(7,253,095)	(7,254,720)	(1,625)
Total Uses by Character		542,469,076	554,038,096	11,569,020

Sources of Funds Detail by Subobject

10999	UNALLOCATED GENERAL PROPERTY TAXES	185,132,763	191,979,202	6,846,439
48111	HOMEOWNERS PROP TAX RELIEF	750,000	750,000	0
60199	OTHER GENERAL GOVERNMENT CHARGES		8,000,000	8,000,000
80111	PROCEEDS FROM SALE OF BONDS-FACE AMOUNT	7,696,221	13,689,097	5,992,876
84901	RETURN OF EXCESS DEPOSITS-FISCAL AGENTS	1,725,000	785,000	(940,000)
9301G	OTI FR 1G-GENERAL FUND	7,519,587	7,521,212	1,625

Department: GEN : GENERAL CITY RESPONSIBILITY

2009-2010 Original Budget	2010-2011 Proposed	2010-2011 vs 2009-2010
---------------------------------	-----------------------	---------------------------

Sources of Funds Detail by Subobject

9302C	OTI FR 2S/CFF-CONVENTION FACILITIES FD	13,378,139	11,756,120	(1,622,019)
ELIMSD	TRANSFER ADJUSTMENTS-SOURCES	(7,253,095)	(7,254,720)	(1,625)
GFS (1)	GENERAL FUND SUPPORT	333,520,461	326,812,185	(6,708,276)
Total Sources of Funds		542,469,076	554,038,096	11,569,020

(1) This figure represents the nondepartmental (citywide) general fund revenues required to support the department's operations.

Uses of Funds Detail Appropriation

OPERATING:

1G AGF AAA: GF-NON-PROJECT-CONTROLLED

013	MANDATORY FRINGE BENEFITS	51,339,289	53,940,764	2,601,475
021	NON PERSONNEL SERVICES	13,952,304	13,876,704	(75,600)
060	CAPITAL OUTLAY	1,725,000	785,000	(940,000)
079	ALLOCATED CHARGES	2,000,000		(2,000,000)
081	SERVICES OF OTHER DEPTS	15,405,801	9,728,694	(5,677,107)
091	OPERATING TRANSFERS OUT	114,140,979	96,174,925	(17,966,054)
095	INTRAFUND TRANSFERS OUT	103,963,893	107,659,541	3,695,648
097	UNAPPROPRIATED REVENUE RETAINED	14,231,327	28,681,000	14,449,673
098	UNAPPROPRIATED REVENUE-DESIGNATED	26,043,160	25,000,000	(1,043,160)
ELU	TRANSFER ADJUSTMENTS-USES	(7,253,095)	(7,254,720)	(1,625)
SUB-TOTAL 1G AGF AAA		335,548,658	328,591,908	(6,956,750)

4D GOB GOB: GENERAL OBLIGATION BOND FUND

070	DEBT SERVICE	185,882,763	192,729,202	6,846,439
SUB-TOTAL 4D GOB GOB		185,882,763	192,729,202	6,846,439

4D ODS BTS: BUSINESS TAX SETTLEMENT BOND

070	DEBT SERVICE	7,253,095	7,254,720	1,625
SUB-TOTAL 4D ODS BTS		7,253,095	7,254,720	1,625

4D ODS LNF: GENERAL CITY LOAN FUND

070	DEBT SERVICE	266,492	266,492	0
SUB-TOTAL 4D ODS LNF		266,492	266,492	0
SUB-TOTAL OPERATING		528,951,008	528,842,322	(108,686)

Department: GEN : GENERAL CITY RESPONSIBILITY

2009-2010 Original Budget	2010-2011 Proposed	2010-2011 vs 2009-2010
---------------------------------	-----------------------	---------------------------

Uses of Funds Detail Appropriation

ANNUAL PROJECTS:			
1G AGF AAP: GF-ANNUAL PROJECT			
PGECCF	CONDO CONVERSION FEE ACCOUNT	8,000,000	8,000,000
	SUB-TOTAL 1G AGF AAP	0	8,000,000
	SUB-TOTAL ANNUAL PROJECTS	0	8,000,000
CONTINUING PROJECTS:			
1G AGF ACP: GF-CONTINUING PROJECTS			
PGECCS	JUSTIS	3,347,907	3,032,737
PGEPHR	PUBLIC HOUSING REBUILD FUND	2,000,000	(2,000,000)
PGEQCT	PUBLIC SAFETY PROJECTS	473,940	473,940
	SUB-TOTAL 1G AGF ACP	5,821,847	3,506,677
6I FCF ELR: EQUIPMENT LEASE REVENUE BOND			
PMYE10	SFFC EQUIPMENT LEASE REV - SERIES 2010	7,696,221	(7,696,221)
PMYE11	SFFC EQUIPMENT LEASE REV - SERIES 2011		13,689,097
	SUB-TOTAL 6I FCF ELR	7,696,221	5,992,876
	SUB-TOTAL CONTINUING PROJECTS	13,518,068	3,677,706
Total Uses of Funds		542,469,076	554,038,096

Department: UNA : GENERAL FUND UNALLOCATED

2009-2010 Original Budget	2010-2011 Proposed	2010-2011 vs 2009-2010
---------------------------------	-----------------------	---------------------------

Sources of Funds Detail by Subobject

10110	PROP TAX CURR YR-SECURED	769,026,037	703,546,000	(65,480,037)
10120	PROP TAX CURR YR-UNSECURED	50,092,000	51,967,000	1,875,000
10230	UNSECURED INSTL 5/8 YR PLAN	700,000	390,000	(310,000)
10310	SUPP ASST SB813-CY SECURED	8,449,000	5,620,000	(2,829,000)
10410	SUPP ASST SB813-PY SECURED	16,205,000	6,723,000	(9,482,000)
10912	PROP TAX IN-LIEU OF SALES AND USE TAX	38,161,000	34,434,000	(3,727,000)
10913	PROP TAX IN-LIEU OF VEHICLE LICENSE FEE	159,128,000	161,190,000	2,062,000
10920	PROP TAX AB 1290 RDA PASSTHROUGH	7,845,000	10,136,000	2,291,000
10930	SB 813-5% ADMINISTRATIVE COST	2,592,000	1,100,000	(1,492,000)
10943	PENALTY/COSTS-REDEMPTION	5,500,000	9,000,000	3,500,000
11110	PAYROLL TAX	348,213,000	319,411,000	(28,802,000)
11115	PAYROLL TAX - PRIOR PERIOD	15,000,000	15,000,000	0
11310	BUSINESS REGISTRATION TAX	8,635,000	7,939,000	(696,000)
12110	SALES & USE TAX	98,233,000	98,029,000	(204,000)
12210	HOTEL ROOM TAX	93,601,960	133,450,934	39,848,974
12310	GAS ELECTRIC STEAM USERS TAX	39,180,000	39,249,000	69,000
12320	TELEPHONE USERS TAX (LAND & MOBILE)	45,376,000	55,664,000	10,288,000
12340	WATER USERS TAX	2,400,000	2,563,000	163,000
12410	PARKING TAX	64,123,000	65,256,000	1,133,000
12510	REAL PROPERTY TRANSFER TAX	45,265,000	70,939,000	25,674,000
12910	STADIUM ADMISSION TAX	1,476,000	1,530,000	54,000
12930	ACCESS LINE TAX - CURRENT	42,858,000	37,265,000	(5,593,000)
20610	PGE ELECTRIC	3,549,000	3,510,000	(39,000)
20620	PGE GAS	3,657,000	2,648,000	(1,009,000)
20630	CABLE TV FRANCHISE	8,890,000	8,255,000	(635,000)
20640	STEAM FRANCHISE	224,000	180,000	(44,000)
25110	TRAFFIC FINES - MOVING	3,328,000	3,328,000	0
30150	INTEREST EARNED - POOLED CASH	5,839,242	4,322,000	(1,517,242)
35244	JESSIE SQUARE GARAGE	1,000,000	1,000,000	0
46121	MOTOR VEHICLE IN-LIEU CITY	1,412,000	1,711,000	299,000
48111	HOMEOWNERS PROP TAX RELIEF	3,839,000	3,839,000	0
48990	STATE REVENUE LOSS	(18,000,000)	(30,000,000)	(12,000,000)
60101	COURT FEES	700,000	700,000	0
60198	RECOVERY GENERAL GOVT COST	8,173,461	9,379,632	1,206,171
69999	OTHER OPERATING REVENUE	600,000	600,000	0
76111	GAIN/LOSS-SALE OF LAND	15,000,000		(15,000,000)

Department: UNA : GENERAL FUND UNALLOCATED

2009-2010 Original Budget	2010-2011 Proposed	2010-2011 vs 2009-2010
---------------------------------	-----------------------	---------------------------

Sources of Funds Detail by Subobject

79992	UNCLAIMED FUNDS FOR THE CITY (TTX)	150,000	150,000	0
79999	OTHER NON-OPERATING REVENUE		9,172,162	9,172,162
9305A	OTI FR 5A-AIRPORT FUND	26,226,000	28,469,000	2,243,000
9501G	ITI FR 1G-GENERAL FUND	103,963,893	107,659,541	3,695,648
99999B	BEGINNING FUND BALANCE-BUDGET BASIS	94,458,146	62,980,393	(31,477,753)
99999R	PRIOR YEAR DESIGNATED RESERVE	73,725,000	18,430,000	(55,295,000)
GFS (2)	GENERAL FUND SUPPORT	(2,198,793,739)	(2,066,735,662)	132,058,077
Total Sources of Funds				0

(2) This figure is negative because we have allocated this amount to various departments to illustrate the amount of general fund subsidy each department requires to support its operation.

Department: ADM : GENERAL SERVICES AGENCY - CITY ADMIN

2009-2010 Original Budget	2010-2011 Proposed	2010-2011 vs 2009-2010
---------------------------------	-----------------------	---------------------------

Fund Summary

1G AGF	GENERAL FUND	82,120,471	81,716,927	(403,544)
2S CFF	CONVENTION FACILITIES FUND	72,188,575	70,718,977	(1,469,598)
2S GSF	GENERAL SERVICES SPECIAL REVENUE FUND	166,365	2,052,710	1,886,345
2S NDF	NEIGHBORHOOD DEVELOPMENT SPEC REV FD	1,100,000	1,282,662	182,662
2S RPF	REAL PROPERTY SPECIAL REVENUE FUND	49,027,576	48,738,571	(289,005)
3C SIF	STREET IMPROVEMENT FUND		6,208,100	6,208,100
6I CSF	IS-CENTRAL SHOPS FUND	24,259,527	24,229,602	(29,925)
Total Sources and Uses by Funds		228,862,514	234,947,549	6,085,035

Program Summary

FFO	311 CALL CENTER	10,866,947	9,251,143	(1,615,804)
AUA	ANIMAL WELFARE	3,943,999	3,963,360	19,361
FAU	CAPITAL ASSET PLANNING	797,507	750,547	(46,960)
FAC	CITY ADMINISTRATOR - ADMINISTRATION	8,422,543	8,075,861	(346,682)
AME	COUNTY CLERK SERVICES	1,857,432	1,881,804	24,372
FAV	DISABILITY ACCESS	2,325,314	11,153,302	8,827,988
FFL	ENTERTAINMENT COMMISSION	667,324	677,920	10,596
FFH	FACILITIES MGMT & OPERATIONS	40,226,345	41,318,451	1,092,106
FFK	FLEET MANAGEMENT	861,092	1,018,580	157,488
FEQ	GRANTS FOR THE ARTS	12,319,192	11,768,000	(551,192)
FFN	IMMIGRANT RIGHTS COMMISSION	1,318,696	612,791	(705,905)
FFB	LIVING WAGE / LIVING HEALTH (MCO/HCAO)	2,766,965	2,632,088	(134,877)
ASG	MEDICAL EXAMINER	5,516,641	5,596,055	79,414
FER	NEIGHBORHOOD BEAUTIFICATION	1,100,000	1,282,662	182,662
FCC	PROCUREMENT SERVICES	4,465,925	4,472,726	6,801
FFI	REAL ESTATE SERVICES	22,805,910	21,212,353	(1,593,557)
FCT	RISK MANAGEMENT / GENERAL	11,637,205	13,657,173	2,019,968
EIJ	TOURISM EVENTS	72,188,575	70,718,977	(1,469,598)
BK6	TREASURE ISLAND	1,279,737	1,508,899	229,162
FFJ	VEHICLE & EQUIPMENT MAIN & FUELING	23,495,165	23,394,857	(100,308)
Total Uses by Program		228,862,514	234,947,549	6,085,035

Department: ADM : GENERAL SERVICES AGENCY - CITY ADMIN

2009-2010 Original Budget	2010-2011 Proposed	2010-2011 vs 2009-2010
---------------------------------	-----------------------	---------------------------

Character Summary

001	SALARIES	50,008,856	44,938,717	(5,070,139)
013	MANDATORY FRINGE BENEFITS	18,130,477	18,623,147	492,670
020	OVERHEAD	50,846	179,117	128,271
021	NON PERSONNEL SERVICES	97,772,050	101,160,514	3,388,464
038	CITY GRANT PROGRAMS	9,779,994	9,974,626	194,632
040	MATERIALS & SUPPLIES	10,227,009	10,356,838	129,829
060	CAPITAL OUTLAY	3,607,635	12,675,893	9,068,258
06F	FACILITIES MAINTENANCE	400,000	425,000	25,000
06P	PROGRAMMATIC PROJECTS	1,002,379	1,158,670	156,291
070	DEBT SERVICE	1,011,076		(1,011,076)
079	ALLOCATED CHARGES		745,874	745,874
081	SERVICES OF OTHER DEPTS	23,244,053	22,898,033	(346,020)
091	OPERATING TRANSFERS OUT	13,378,139	18,666,840	5,288,701
095	INTRAFUND TRANSFERS OUT	21,668,744	23,163,544	1,494,800
ELU	TRANSFER ADJUSTMENTS-USES	(21,418,744)	(30,019,264)	(8,600,520)
Total Uses by Character		228,862,514	234,947,549	6,085,035

Reserved Appropriations

CONTROLLER RESERVES:

OPERATING: 1G AGF AAA:

001	SALARIES	800,524	1,925,192	1,124,668
013	MANDATORY FRINGE BENEFITS	469,064	728,573	259,509

CONTINUING PROJECTS: 1G AGF ACP:

CADEND	CITY ADMIN PROJECTS-DISABLED ACCESS		92,162	92,162
--------	-------------------------------------	--	--------	--------

CONTINUING PROJECTS: 3C SIF CP2:

CADCRI	PUBLIC RIGHT-OF-WAY TRANSITION PLAN		6,208,100	6,208,100
--------	-------------------------------------	--	-----------	-----------

SUB-TOTAL CONTROLLER RESERVES

1,269,588	8,954,027	7,684,439
------------------	------------------	------------------

Total Reserved Appropriations

1,269,588	8,954,027	7,684,439
------------------	------------------	------------------

Sources of Funds Detail by Subobject

11110	PAYROLL TAX	900,000	900,000	0
12210	HOTEL ROOM TAX	52,224,840	53,095,000	870,160

Department: ADM : GENERAL SERVICES AGENCY - CITY ADMIN

2009-2010 Original Budget	2010-2011 Proposed	2010-2011 vs 2009-2010
---------------------------------	-----------------------	---------------------------

Sources of Funds Detail by Subobject

20299	SUNDRY BUSINESS LICENSES	520,000	520,000	0
20911	DOG LICENSE	210,000	335,000	125,000
20921	MARRIAGE LICENSE	562,000	562,000	0
25940	OFFICE OF LABOR STD ENFORCEMENT PENALTIE	192,036	192,036	0
25941	PREVAILING WAGE PENALTIES	100,000	100,000	0
35232	EMPLOYEE PARKING	20,000	20,000	0
35701	CONVENTION FACILITIES - RENTALS	10,827,410	9,777,382	(1,050,028)
35702	CONVENTION FACILITIES - CONCESSIONS	12,106,325	11,803,875	(302,450)
39899	OTHER CITY PROPERTY RENTALS	2,447,714	2,647,714	200,000
60130	COUNTY CLERK FEES	1,191,400	1,191,400	0
60155	CITY HALL TOURS	5,000	5,000	0
60501	PUBLIC POUND FEE	138,000	138,000	0
60502	PUBLIC POUND SALE OF ANIMALS	22,000	22,000	0
60505	CAT REGISTRATION	12,100	12,100	0
60684	FARMERS MARKET FEE	925,950	1,000,950	75,000
60690	MEDICAL EXAMINER FEES	600,000	640,000	40,000
62619	REC FACILITIES SUPPORT SYSTEM	571,000	500,000	(71,000)
63508	OTHER HEALTH FEE	166,365	169,364	2,999
63509	BIRTH CERTIFICATE FEE	214,005	214,005	0
63510	DEATH CERTIFICATE FEE	61,450	61,450	0
69999	OTHER OPERATING REVENUE	99,000	99,000	0
76251	SALE OF SCRAP AND WASTE	325,000	325,000	0
79999	OTHER NON-OPERATING REVENUE	8,045,000	20,000	(8,025,000)
80141	PROCEEDS FROM CERT OF PARTICIPATION		6,208,100	6,208,100
86599	EXP REC-GENERAL UNALLOCATED	57,375,853	38,370,631	(19,005,222)
865AC	EXP REC FR AIRPORT (AAO)	43,050	43,050	0
865AD	EXP REC FR ADMINISTRATIVE SERVICES (AAO)	615,128	9,389,572	8,774,444
865AR	EXP REC FR ART COMMISSION (AAO)	132,428	245,030	112,602
865AS	EXP REC FR ASSESSOR (AAO)	275,188	275,188	0
865BE	EXP REC FR BUS & ENC DEV (AAO)	290,038	290,038	0
865BI	EXP REC FR BLDG INSPECTION (AAO)	2,176,107	2,176,107	0
865C8	EXP REC FR CON-PAYROLL/PERSONNEL (AAO)	497,009	462,232	(34,777)
865CA	EXP REC FR ADM (AAO)	2,273,373	2,500,703	227,330
865CD	EXP REC FR CHILD SUPPORT SERVICES(AAO)	15,000	20,000	5,000
865CI	EXP REC FR CHILDREN AND FAMILIES (AAO)	181,426	185,960	4,534
865CO	EXP REC FR CONTROLLER (AAO)	115,480	115,480	0

Department: ADM : GENERAL SERVICES AGENCY - CITY ADMIN

2009-2010 Original Budget	2010-2011 Proposed	2010-2011 vs 2009-2010
---------------------------------	-----------------------	---------------------------

Sources of Funds Detail by Subobject

865CP	EXP REC FR CITY PLANNING (AAO)	1,166,014	1,166,014	0
865CS	EXP REC FR CIVIL SERVICE (AAO)	58,453	58,453	0
865DA	EXP REC FR DISTRICT ATTORNEY (AAO)	5,000	5,000	0
865EC	EXP REC FR ETHICS COMMISSION (AAO)	94,504	94,504	0
865ED	EXP REC FR EMERGENCY COMM. DEPT.	275,187	275,187	0
865ER	EXP REC FR EMERGENCY COMMUNICATIONS(AAO)	23,831	822,379	798,548
865EV	EXP REC FR ENVIRONMENT (AAO)	119,887	119,887	0
865FC	EXP REC FR FIRE DEPT (AAO)	85,506	254,691	169,185
865HC	EXP REC FR COMM HEALTH SERVICE (AAO)	1,584,669	1,766,895	182,226
865HG	EXP REC FR SF GENERAL HOSPITAL (AAO)	20,038	1,132,876	1,112,838
865HM	EXP REC FR COMM MENTAL HEALTH (AAO)	60,000	66,274	6,274
865JV	EXP REC FR JUVENILE COURT (AAO)		65,568	65,568
865LB	EXP REC FR PUBLIC LIBRARY (AAO)	18,000	205,015	187,015
865LL	EXP REC FR LAW LIBRARY (AAO)		443,661	443,661
865MO	EXP REC FR MAYOR - CDBG (AAO)	22,900	22,900	0
865MT	EXP REC FR MUNICIPAL TRANSPORTATION(AAO)	4,982,515	4,982,515	0
865PA	EXP REC FR PERMIT APPEALS (AAO)	31,494	31,494	0
865PC	EXP REC FR POLICE COMMISSION (AAO)	383,632	2,133,405	1,749,773
865PD	EXP REC FR PUBLIC DEFENDER (AAO)	661,662	661,662	0
865PK	EXP REC FR PARKING & TRAFFIC (AAO)	920,389	820,389	(100,000)
865PO	EXP REC FR PORT COMMISSION (AAO)	334,940	550,042	215,102
865PT	EXP REC FR PUBLIC TRANSPORTATION(AAO)	7,488,056	6,945,094	(542,962)
865PW	EXP REC FR PUBLIC WORKS (AAO)	6,568,277	6,989,050	420,773
865RB	EXP REC FR RENT ARBITRATION BD (AAO)	305,382	325,382	20,000
865RC	EXP REC FR HUMAN RIGHTS (AAO)	207,575	239,319	31,744
865RD	EXP REC FR HUMAN RESOURCES (AAO)	1,600,519	1,600,519	0
865RG	EXP REC FR REGISTRAR OF VOTERS (AAO)	196,000	160,748	(35,252)
865RP	EXP REC FR REC & PARK (AAO)	90,000	90,000	0
865RS	EXP REC FR RETIREMENT SYSTEM (AAO)	3,000	3,000	0
865SH	EXP REC FR SHERIFF (AAO)	234,891	662,582	427,691
865SS	EXP REC FR HUMAN SERVICES (AAO)	2,644,453	3,794,458	1,150,005
865TI	EXP REC FROM ISD (AAO)	2,235,387	2,417,783	182,396
865TR	EXP REC FR TREAS/TAX COLL (AAO)	775,820	775,820	0
865TY	EXP REC FR TAXICAB COMMISSION (AAO)	40,134	40,134	0
865UC	EXP REC FR PUC (AAO)	500,000	466,710	(33,290)
865UH	EXP REC FR HETCH HETCHY (AAO)		10,748	10,748

Department: ADM : GENERAL SERVICES AGENCY - CITY ADMIN

2009-2010 Original Budget	2010-2011 Proposed	2010-2011 vs 2009-2010
---------------------------------	-----------------------	---------------------------

Sources of Funds Detail by Subobject

865UW	EXP REC FR WATER DEPT (AAO)	200,000	1,295,754	1,095,754
865WM	EXP REC FR WAR MEMORIAL (AAO)		1,507,213	1,507,213
865WO	EXP REC FR STATUS OF WOMEN (AAO)	93,546	93,546	0
865WP	EXP REC FR CLEANWATER (AAO)		240,000	240,000
87599	EXP REC-UNALLOCATED (NON-AAO FDS)	3,490,443	4,358,496	868,053
875CC	EXP REC FR SFCCD (NON-AAO)	100,000	100,000	0
875PW	EXP REC FR PUBLIC WORKS (NON-AAO)	100,000	100,000	0
875TC	EXP REC FR TRIAL COURTS (NON-AAO)	1,114,713	764,101	(350,612)
9303M	OTI FR 3C/MCF-MOSCONE CONV CTR CAP PRJ		6,910,720	6,910,720
9305A	OTI FR 5A-AIRPORT FUND		427,128	427,128
9305C	OTI FR 5C-CLEANWATER PROGRAM FUNDS		110,257	110,257
9305P	OTI FR 5P-PORT COMMISSION FUND		81,596	81,596
9305T	OTI FR 5T-HETCH HETCHY FUNDS		184,158	184,158
9305W	OTI FR 5W-WATER DEPARTMENT FUNDS		1,080,207	1,080,207
9502T	ITI FR 2S/RPF-REAL PROPERTY FUND	21,418,744	23,108,544	1,689,800
99999B	BEGINNING FUND BALANCE-BUDGET BASIS		7,193,382	7,193,382
ELIMSD	TRANSFER ADJUSTMENTS-SOURCES	(21,418,744)	(30,019,264)	(8,600,520)
GFS (1)	GENERAL FUND SUPPORT	33,549,022	32,578,186	(970,836)
Total Sources of Funds		228,862,514	234,947,549	6,085,035

(1) This figure represents the nondepartmental (citywide) general fund revenues required to support the department's operations.

Uses of Funds Detail Appropriation

OPERATING:

1G AGF AAA: GF-NON-PROJECT-CONTROLLED

001	SALARIES	26,356,866	25,019,319	(1,337,547)
013	MANDATORY FRINGE BENEFITS	8,754,108	9,437,355	683,247
021	NON PERSONNEL SERVICES	2,204,507	2,066,704	(137,803)
038	CITY GRANT PROGRAMS	9,779,994	9,974,626	194,632
040	MATERIALS & SUPPLIES	760,585	719,291	(41,294)
060	CAPITAL OUTLAY	93,767	432,793	339,026
070	DEBT SERVICE	1,011,076		(1,011,076)
081	SERVICES OF OTHER DEPTS	14,029,652	12,837,276	(1,192,376)

Department: ADM : GENERAL SERVICES AGENCY - CITY ADMIN

2009-2010 Original Budget	2010-2011 Proposed	2010-2011 vs 2009-2010
---------------------------------	-----------------------	---------------------------

Uses of Funds Detail Appropriation

OPERATING:

1G AGF AAA: GF-NON-PROJECT-CONTROLLED

095	INTRAFUND TRANSFERS OUT	250,000	55,000	(195,000)
	SUB-TOTAL 1G AGF AAA	63,240,555	60,542,364	(2,698,191)

2S CFF ANP: CONV FAC FD-OPERATING-NONPROJECT

001	SALARIES	245,455	244,389	(1,066)
013	MANDATORY FRINGE BENEFITS	64,775	76,081	11,306
021	NON PERSONNEL SERVICES	54,629,301	54,642,413	13,112
040	MATERIALS & SUPPLIES	1,530	1,530	0
081	SERVICES OF OTHER DEPTS	3,869,375	3,998,444	129,069
091	OPERATING TRANSFERS OUT	13,378,139	11,756,120	(1,622,019)
	SUB-TOTAL 2S CFF ANP	72,188,575	70,718,977	(1,469,598)

2S GSF SBF: SURETY BOND SELF-INSURANCE FUND

021	NON PERSONNEL SERVICES		1,883,346	1,883,346
	SUB-TOTAL 2S GSF SBF	0	1,883,346	1,883,346

6I CSF CSF: IS-CENTRAL SHOPS FUND

001	SALARIES	8,245,480	8,005,830	(239,650)
013	MANDATORY FRINGE BENEFITS	3,288,439	3,659,140	370,701
021	NON PERSONNEL SERVICES	2,573,990	2,338,560	(235,430)
040	MATERIALS & SUPPLIES	8,585,287	8,583,678	(1,609)
081	SERVICES OF OTHER DEPTS	801,969	807,649	5,680
	SUB-TOTAL 6I CSF CSF	23,495,165	23,394,857	(100,308)
	SUB-TOTAL OPERATING	158,924,295	156,539,544	(2,384,751)

ANNUAL PROJECTS:

1G AGF AAP: GF-ANNUAL PROJECT

FADHOJ	HALL OF JUSTICE	200,000	225,000	25,000
FADOFA	CITY ADMIN SVCS OTHER FACILITIES	200,000	200,000	0
PAD004	CITY VEHICLE POOL	65,579	140,579	75,000
PAD006	ENTERTAINMENT COMMISSION FUND	667,324	677,920	10,596
PCA200	IMMIGRANT RIGHTS COMMISSION	1,318,696	612,791	(705,905)
	SUB-TOTAL 1G AGF AAP	2,451,599	1,856,290	(595,309)
	SUB-TOTAL ANNUAL PROJECTS	2,451,599	1,856,290	(595,309)

Department: ADM : GENERAL SERVICES AGENCY - CITY ADMIN

2009-2010 Original Budget	2010-2011 Proposed	2010-2011 vs 2009-2010
---------------------------------	-----------------------	---------------------------

Uses of Funds Detail Appropriation

CONTINUING PROJECTS:

1G AGF ACP: GF-CONTINUING PROJECTS

CADEND	CITY ADMIN PROJECTS-DISABLED ACCESS	1,683,868	4,295,000	2,611,132
CADHOJ	HALL OF JUSTICE	1,030,000	990,000	(40,000)
PATCIP	CITY CAPITAL IMPROVMENT PLANNING	797,507	750,547	(46,960)
	SUB-TOTAL 1G AGF ACP	3,511,375	6,035,547	2,524,172

2S GSF VHS: VITAL & HLTH STATISTICS FEES

PHCSA8	VITAL & HEALTH STATS FD	166,365	169,364	2,999
	SUB-TOTAL 2S GSF VHS	166,365	169,364	2,999

2S NDF BBF: NEIGHBORHOOD BEAUTIFICATION FUND

PAD007	NEIGHBORHOOD BEAUTIFICATION	1,100,000	1,282,662	182,662
	SUB-TOTAL 2S NDF BBF	1,100,000	1,282,662	182,662

2S RPF SRA: 25 VAN NESS BUILDING

PRECCC	CIVIC CENTER CAMPUS	2,537,285	2,239,795	(297,490)
	SUB-TOTAL 2S RPF SRA	2,537,285	2,239,795	(297,490)

2S RPF SRB: 1660 MISSION BLDG

PRECCC	CIVIC CENTER CAMPUS	1,093,564	934,225	(159,339)
	SUB-TOTAL 2S RPF SRB	1,093,564	934,225	(159,339)

2S RPF SRC: 30 VAN NESS BUILDING

PRECCC	CIVIC CENTER CAMPUS	4,546,605	6,410,208	1,863,603
	SUB-TOTAL 2S RPF SRC	4,546,605	6,410,208	1,863,603

2S RPF SRE: 555 SEVENTH STREET BUILDING

PRECCC	CIVIC CENTER CAMPUS	897,140	700,129	(197,011)
	SUB-TOTAL 2S RPF SRE	897,140	700,129	(197,011)

2S RPF SRF: 1 SOUTH VAN NESS BUILDING

PRECCC	CIVIC CENTER CAMPUS	9,190,062	9,525,316	335,254
	SUB-TOTAL 2S RPF SRF	9,190,062	9,525,316	335,254

2S RPF SRG: 1650 MISSION STREET BUILDING

PRECCC	CIVIC CENTER CAMPUS	4,442,802	4,587,585	144,783
	SUB-TOTAL 2S RPF SRG	4,442,802	4,587,585	144,783

Department: ADM : GENERAL SERVICES AGENCY - CITY ADMIN

2009-2010 Original Budget	2010-2011 Proposed	2010-2011 vs 2009-2010
---------------------------------	-----------------------	---------------------------

Uses of Funds Detail Appropriation

CONTINUING PROJECTS:				
2S RPF SRZ: SPECIAL REV FUND-REAL ESTATE				
PRE000	REAL ESTATE OPERATIONS	3,355,212	3,329,162	(26,050)
PRECC	CIVIC CENTER CAMPUS	3,087,869	2,731,937	(355,932)
PREFMS	FACILITIES MANAGEMENT	19,877,037	18,280,214	(1,596,823)
SUB-TOTAL 2S RPF SRZ		26,320,118	24,341,313	(1,978,805)
3C SIF CP2: C.O.P. STREET IMPVT. PROJ-GAS TAX				
CADCRI	PUBLIC RIGHT-OF-WAY TRANSITION PLAN		6,208,100	6,208,100
SUB-TOTAL 3C SIF CP2		0	6,208,100	6,208,100
SUB-TOTAL CONTINUING PROJECTS		53,805,316	62,434,244	8,628,928
WORK ORDERS/OVERHEAD:				
1G AGF WOF: GENERAL FUND WORK ORDER FUND				
ADM23	CITY ADMINISTRATOR PROGRAMS	11,637,205	11,773,827	136,622
ADM24	INTERNAL SERVICES	1,279,737	1,508,899	229,162
SUB-TOTAL 1G AGF WOF		12,916,942	13,282,726	365,784
6I CSF VLP: VEHICLE LEASING PROGRAM FUND				
ADM24	INTERNAL SERVICES	764,362	834,745	70,383
SUB-TOTAL 6I CSF VLP		764,362	834,745	70,383
SUB-TOTAL WORK ORDERS/OVERHEAD		13,681,304	14,117,471	436,167
Total Uses of Funds		228,862,514	234,947,549	6,085,035

Department: DPW : GENERAL SERVICES AGENCY - PUBLIC WORKS

2009-2010 Original Budget	2010-2011 Proposed	2010-2011 vs 2009-2010
---------------------------------	-----------------------	---------------------------

Fund Summary

1G AGF	GENERAL FUND	83,608,773	77,286,712	(6,322,061)
2S GTF	GASOLINE TAX-FUND	41,497,735	42,247,565	749,830
2S NDF	NEIGHBORHOOD DEVELOPMENT SPEC REV FD		1,217,338	1,217,338
2S PWF	PUBLIC WORKS/TRANS & COMMERCE SRF	1,069,000		(1,069,000)
3C SIF	STREET IMPROVEMENT FUND	36,500,873	42,251,729	5,750,856
Total Sources and Uses by Funds		162,676,381	163,003,344	326,963

Program Summary

BAM	ARCHITECTURE	548,344	533,310	(15,034)
BAR	BUILDING REPAIR AND MAINTENANCE	16,378,156	16,432,320	54,164
BAW	CITY CAPITAL PROJECTS	56,297,533	60,835,169	4,537,636
BAG	CONSTRUCTION MANAGEMENT SERVICES	340,641	340,745	104
BAA	ENGINEERING	729,244	821,330	92,086
FER	NEIGHBORHOOD BEAUTIFICATION		1,217,338	1,217,338
BA2	STREET AND SEWER REPAIR	17,644,713	15,474,708	(2,170,005)
BAZ	STREET ENVIRONMENTAL SERVICES	39,033,605	37,577,788	(1,455,817)
BAT	STREET USE MANAGEMENT	14,510,375	13,436,059	(1,074,316)
BA1	URBAN FORESTRY	17,193,770	16,334,577	(859,193)
Total Uses by Program		162,676,381	163,003,344	326,963

Character Summary

001	SALARIES	66,546,139	61,962,275	(4,583,864)
013	MANDATORY FRINGE BENEFITS	26,323,774	28,159,605	1,835,831
020	OVERHEAD	29,587,586	29,946,321	358,735
021	NON PERSONNEL SERVICES	3,321,734	5,370,115	2,048,381
040	MATERIALS & SUPPLIES	5,072,449	2,311,469	(2,760,980)
060	CAPITAL OUTLAY	57,188,242	62,098,260	4,910,018
06F	FACILITIES MAINTENANCE	3,020,000	2,851,500	(168,500)
081	SERVICES OF OTHER DEPTS	25,199,999	23,901,524	(1,298,475)
091	OPERATING TRANSFERS OUT	266,492	266,492	0
095	INTRAFUND TRANSFERS OUT	1,124,228	243,900	(880,328)
ELU	TRANSFER ADJUSTMENTS-USES	(54,974,262)	(54,108,117)	866,145
Total Uses by Character		162,676,381	163,003,344	326,963

Department: DPW : GENERAL SERVICES AGENCY - PUBLIC WORKS

2009-2010 Original Budget	2010-2011 Proposed	2010-2011 vs 2009-2010
---------------------------------	-----------------------	---------------------------

Reserved Appropriations

CONTROLLER RESERVES:			
OPERATING: 1G AGF AAA:			
001	SALARIES	659,400	(659,400)
013	MANDATORY FRINGE BENEFITS	282,600	(282,600)
OPERATING: 2S GTF GTN:			
001	SALARIES		1,471,637
013	MANDATORY FRINGE BENEFITS		558,056
CONTINUING PROJECTS: 1G AGF ACP:			
CPWBLD	PUBLIC WORKS CITY FAC PROJECTS		555,000
CONTINUING PROJECTS: 3C SIF 06B:			
CENTRN	TRANSPORTATION CAPITAL PROJECTS	2,257,245	(2,257,245)
CONTINUING PROJECTS: 3C SIF CP1:			
CENTRN	TRANSPORTATION CAPITAL PROJECTS	9,654,525	(9,654,525)
CONTINUING PROJECTS: 3C SIF CP2:			
CENSTR	STREET PROJECTS		2,000,000
CENTRN	TRANSPORTATION CAPITAL PROJECTS		27,719,767
CSMDSR	SIDEWALK INSPECTION & REPAIR PROGRAM		1,500,000
FPWOFA	OTHER FACILITIES MAINTENANCE		937,068
SUB-TOTAL CONTROLLER RESERVES		12,853,770	34,741,528
Total Reserved Appropriations		12,853,770	21,887,758

Sources of Funds Detail by Subobject

20320	CAFE TABLES AND CHAIRS	195,000	185,000	(10,000)
20340	SIDEWALK DISPLAY	175,000	165,000	(10,000)
20350	SIDEWALK FLOWER MARKETS	7,000	7,000	0
20370	NEWSRACK FEES	160,000	160,000	0
25920	PENALTIES	115,000	120,000	5,000
30150	INTEREST EARNED - POOLED CASH	255,000	41,661	(213,339)
39899	OTHER CITY PROPERTY RENTALS		1,800,000	1,800,000
44931	FEDERAL GRANTS PASS-THROUGH STATE/OTHER	2,766,103	4,123,195	1,357,092
46211	MOTOR VEHICLE FUEL TAX	4,817,069	4,629,294	(187,775)
46212	GAS TAX APPORTIONMENT 725	6,502,713	5,842,106	(660,607)
46213	GAS TAX APPORTIONMENT CITY	2,235,059	2,002,636	(232,423)

Department: DPW : GENERAL SERVICES AGENCY - PUBLIC WORKS

2009-2010 Original Budget	2010-2011 Proposed	2010-2011 vs 2009-2010
---------------------------------	-----------------------	---------------------------

Sources of Funds Detail by Subject

46214	GAS TAX APPORTIONMENT COUNTY	9,600	9,600	0
46219	GAS TAX ADJUSTMENT BETWEEN DPW & MTA	(3,469,856)	(3,178,017)	291,839
48912	GAS TAX PROP-111 SEC 2105 COUNTY	2,518,411	2,322,679	(195,732)
48914	GAS TAX PROP-111 SEC 2105 CITY	4,875,705	4,389,482	(486,223)
48915	GAS TAX PROP-42 PUBLIC TRANSPORTATION	11,676,588	12,596,000	919,412
48916	STATE PROP 1B LOCAL STREET ROAD	2,257,245	4,171,699	1,914,454
60148	SOLID WASTE IMPOUND ACCOUNT FEE	2,160,613	3,800,646	1,640,033
60627	CURB RECONFIGURATION CHARGE	27,500	20,000	(7,500)
60637	STREET SPACE	667,000	637,500	(29,500)
60639	MISC SERVICE CHARGES-DPW	4,899,402	675,000	(4,224,402)
60641	DEBRIS BOXES	275,000	260,000	(15,000)
60642	SIDEWALK PERMIT	73,000	67,000	(6,000)
60644	PERMIT PHONE BOOTH	110,000	5,000	(105,000)
60647	RIGHT-OF-WAY ASSESSMENT	3,383,000	3,153,877	(229,123)
60675	ENCROACHMENT ASSESSMENT FEE	211,000	215,000	4,000
60699	OTHER PUBLIC SAFETY CHARGES	1,069,000		(1,069,000)
60801	STREET CLEANING STATE HIGHWAY	630,000	630,000	0
60802	STREET REPAIR STATE HIGHWAY	170,000	170,000	0
76111	GAIN/LOSS-SALE OF LAND	21,823,000		(21,823,000)
80141	PROCEEDS FROM CERT OF PARTICIPATION	9,654,525	32,156,835	22,502,310
86599	EXP REC-GENERAL UNALLOCATED	101,978,932	104,762,784	2,783,852
865AD	EXP REC FR ADMINISTRATIVE SERVICES (AAO)	240,241		(240,241)
865EV	EXP REC FR ENVIRONMENT (AAO)	3,000,000	1,686,502	(1,313,498)
865PK	EXP REC FR PARKING & TRAFFIC (AAO)	225,000	225,000	0
865PO	EXP REC FR PORT COMMISSION (AAO)	275,000	275,000	0
865UC	EXP REC FR PUC (AAO)	50,000	50,000	0
865WP	EXP REC FR CLEANWATER (AAO)	5,023,000	5,088,950	65,950
87599	EXP REC-UNALLOCATED (NON-AAO FDS)	1,100,000		(1,100,000)
9502J	ITI FR 2S/GTF-GASOLINE TAX FUND	1,124,228	243,900	(880,328)
99999B	BEGINNING FUND BALANCE-BUDGET BASIS		1,217,338	1,217,338
ELIMSD	TRANSFER ADJUSTMENTS-SOURCES	(54,974,262)	(54,108,117)	866,145
GFS (1)	GENERAL FUND SUPPORT	24,385,565	22,383,794	(2,001,771)
Total Sources of Funds		162,676,381	163,003,344	326,963

(1) This figure represents the nondepartmental (citywide) general fund revenues required to support the department's operations.

Department: DPW : GENERAL SERVICES AGENCY - PUBLIC WORKS

2009-2010 Original Budget	2010-2011 Proposed	2010-2011 vs 2009-2010
---------------------------------	-----------------------	---------------------------

Uses of Funds Detail Appropriation

OPERATING:

1G AGF AAA: GF-NON-PROJECT-CONTROLLED

001	SALARIES	10,814,675	8,531,242	(2,283,433)
013	MANDATORY FRINGE BENEFITS	3,672,545	3,347,357	(325,188)
020	OVERHEAD	6,516,759	6,034,533	(482,226)
021	NON PERSONNEL SERVICES	946,061	321,010	(625,051)
040	MATERIALS & SUPPLIES	3,296,641	498,784	(2,797,857)
060	CAPITAL OUTLAY	464,715	394,462	(70,253)
081	SERVICES OF OTHER DEPTS	981,915	656,825	(325,090)
091	OPERATING TRANSFERS OUT	266,492	266,492	0
	SUB-TOTAL 1G AGF AAA	26,959,803	20,050,705	(6,909,098)

2S GTF GTN: GAS TAX - ANNUALLY BUDGETED

001	SALARIES	12,254,131	10,626,399	(1,627,732)
013	MANDATORY FRINGE BENEFITS	3,973,299	3,908,507	(64,792)
020	OVERHEAD	7,754,524	7,240,452	(514,072)
021	NON PERSONNEL SERVICES	25,000	1,659,467	1,634,467
040	MATERIALS & SUPPLIES	690,656	618,515	(72,141)
060	CAPITAL OUTLAY	1,579,125	1,220,381	(358,744)
081	SERVICES OF OTHER DEPTS	716,916	811,506	94,590
	SUB-TOTAL 2S GTF GTN	26,993,651	26,085,227	(908,424)

2S GTF RDN: ROAD FUND - ANNUALLY BUDGETED

001	SALARIES	764,018	627,177	(136,841)
013	MANDATORY FRINGE BENEFITS	264,721	246,683	(18,038)
020	OVERHEAD	495,801	476,515	(19,286)
021	NON PERSONNEL SERVICES	93,000	976,608	883,608
040	MATERIALS & SUPPLIES	170,000	153,000	(17,000)
060	CAPITAL OUTLAY	64,575	49,261	(15,314)
081	SERVICES OF OTHER DEPTS	975,381	1,037,094	61,713
095	INTRAFUND TRANSFERS OUT	1,124,228	243,900	(880,328)
ELU	TRANSFER ADJUSTMENTS-USERS	(1,124,228)	(243,900)	880,328
	SUB-TOTAL 2S GTF RDN	2,827,496	3,566,338	738,842
	SUB-TOTAL OPERATING	56,780,950	49,702,270	(7,078,680)

Department: DPW : GENERAL SERVICES AGENCY - PUBLIC WORKS

2009-2010 Original Budget	2010-2011 Proposed	2010-2011 vs 2009-2010
---------------------------------	-----------------------	---------------------------

Uses of Funds Detail Appropriation

ANNUAL PROJECTS:

1G AGF AAP: GF-ANNUAL PROJECT

FBRDPW	FACILITIES MAINTENANCE-DPW	400,000	350,000	(50,000)
	SUB-TOTAL 1G AGF AAP	400,000	350,000	(50,000)
	SUB-TOTAL ANNUAL PROJECTS	400,000	350,000	(50,000)

CONTINUING PROJECTS:

1G AGF ACP: GF-CONTINUING PROJECTS

CATBLD	ARCHITECTURAL BUILDING PROJECTS	2,800,000		(2,800,000)
CENTRN	TRANSPORTATION CAPITAL PROJECTS	1,481,833	100,000	(1,381,833)
CPCBLD	POLICE COMM CAP. BLD PROJ.		2,140,940	2,140,940
CPWBLD	PUBLIC WORKS CITY FAC PROJECTS		775,000	775,000
CSMDSR	SIDEWALK INSPECTION & REPAIR PROGRAM		270,000	270,000
CUFTRN	RIGHT-OF-WAY LANDSCAPE CAPITAL PROJECTS	816,760		(816,760)
FPWOFA	OTHER FACILITIES MAINTENANCE	600,000	600,000	0
GCMOFA	HAZARDOUS MATERIAL ABATEMENT	160,000	75,000	(85,000)
GSRTRN	POTHOLE REPAIR	1,680,000	1,680,000	0
PSMDSR	SIDEWALK INSPECTION & REPAIR PROGRAM	251,479		(251,479)
PUFOFA	MAINTENANCE EXISTING MEDIANS	90,000	94,500	4,500
PUFTRN	BUF TRANSPORTATION PROJECTS	240,000	252,000	12,000
	SUB-TOTAL 1G AGF ACP	8,120,072	5,987,440	(2,132,632)

2S GTF GTF: SPECIAL GAS TAX STREET IMPVT FUND

CENTRN	TRANSPORTATION CAPITAL PROJECTS	7,426,473	8,240,000	813,527
	SUB-TOTAL 2S GTF GTF	7,426,473	8,240,000	813,527

2S GTF RDF: ROAD FUND

CENTRN	TRANSPORTATION CAPITAL PROJECTS	4,250,115	4,356,000	105,885
	SUB-TOTAL 2S GTF RDF	4,250,115	4,356,000	105,885

2S NDF BBF: NEIGHBORHOOD BEAUTIFICATION FUND

CUFTRN	RIGHT-OF-WAY LANDSCAPE CAPITAL PROJECTS		868,338	868,338
PAD007	NEIGHBORHOOD BEAUTIFICATION		349,000	349,000
	SUB-TOTAL 2S NDF BBF	0	1,217,338	1,217,338

Department: DPW : GENERAL SERVICES AGENCY - PUBLIC WORKS

2009-2010 Original Budget	2010-2011 Proposed	2010-2011 vs 2009-2010
---------------------------------	-----------------------	---------------------------

Uses of Funds Detail Appropriation

CONTINUING PROJECTS:

2S PWF SRF: OTHER SPECIAL REVENUE FUND

PSMDSR	SIDEWALK INSPECTION & REPAIR PROGRAM	1,069,000		(1,069,000)
SUB-TOTAL 2S PWF SRF		1,069,000	0	(1,069,000)

3C SIF 06B: 2006 STATE PROP 1B-TRANS BOND-COUNTY-Y08

CENTRN	TRANSPORTATION CAPITAL PROJECTS	2,257,245	4,171,699	1,914,454
SUB-TOTAL 3C SIF 06B		2,257,245	4,171,699	1,914,454

3C SIF CP1: C.O.P. S2009B STREET IMPVT. PROJ-GAS TAX

CENTRN	TRANSPORTATION CAPITAL PROJECTS	9,654,525		(9,654,525)
SUB-TOTAL 3C SIF CP1		9,654,525	0	(9,654,525)

3C SIF CP2: C.O.P. STREET IMPVT. PROJ-GAS TAX

CENSTR	STREET PROJECTS		2,000,000	2,000,000
CENTRN	TRANSPORTATION CAPITAL PROJECTS		27,719,767	27,719,767
CSMDSR	SIDEWALK INSPECTION & REPAIR PROGRAM		1,500,000	1,500,000
FPWOFA	OTHER FACILITIES MAINTENANCE		937,068	937,068
SUB-TOTAL 3C SIF CP2		0	32,156,835	32,156,835

3C SIF OCT: OCTAVIA BOULEVARD SPECIAL FUND

CENTRN	TRANSPORTATION CAPITAL PROJECTS	21,823,000	1,800,000	(20,023,000)
SUB-TOTAL 3C SIF OCT		21,823,000	1,800,000	(20,023,000)
SUB-TOTAL CONTINUING PROJECTS		54,600,430	57,929,312	3,328,882

GRANTS:

3C SIF FED: STREET IMPVT. PROJECTS-FEDERAL FUND

PWBPO2	BRIDGE PREVENTIVE MAINTENANCE	2,616,103		(2,616,103)
PWBPO3	BRIDGE PREVENTIVE MAINTENANCE		3,648,195	3,648,195
PWHB15	STREET SCAPE GRANTS	150,000		(150,000)
PWIS45	HARNEY WAY ROADWAY IMPROVEMENTS		475,000	475,000
SUB-TOTAL 3C SIF FED		2,766,103	4,123,195	1,357,092
SUB-TOTAL GRANTS		2,766,103	4,123,195	1,357,092

Department: DPW : GENERAL SERVICES AGENCY - PUBLIC WORKS

2009-2010 Original Budget	2010-2011 Proposed	2010-2011 vs 2009-2010
---------------------------------	-----------------------	---------------------------

Uses of Funds Detail Appropriation

WORK ORDERS/OVERHEAD:

1G AGF PWF: GF-DPW WORK ORDER FUND

DPWAT	BUREAU OF ARCHITECTURE	548,344	533,310	(15,034)
DPWBR	BUREAU OF BUILDING REPAIR	13,341,286	14,111,120	769,834
DPWCM	BUREAU OF CONSTRUCTION MANAGEMENT	340,641	340,745	104
DPWEN	BUREAU OF ENGINEERING	729,244	821,330	92,086
DPWSE	BUREAU OF STREET ENVIRONMENT SVC	1,954,303	2,493,820	539,517
DPWSM	BUREAU OF STREET USE AND MAPPING	10,135,006	10,355,837	220,831
DPWSR	BUREAU OF SEWER REPAIR	10,562,816	11,631,878	1,069,062
DPWUF	BUREAU OF URBAN FORESTRY	10,517,258	10,610,527	93,269
	SUB-TOTAL 1G AGF PWF	48,128,898	50,898,567	2,769,669
	SUB-TOTAL WORK ORDERS/OVERHEAD	48,128,898	50,898,567	2,769,669
Total Uses of Funds		162,676,381	163,003,344	326,963

Capital and Facilities Maintenance Projects

Project Title	Subfund Title	Budget
Department : DPW GENERAL SERVICES AGENCY - PUBLIC WORKS		
CENSTRSSBU11 RESERVE	C.O.P. STREET IMPVT. PROJ-GAS TAX	2,000,000
CENTRNBP1199 RESERVE	STREET IMPVT. PROJECTS-FEDERAL FUND	3,648,195
CENTRNCRB11 FY 10-11	C.O.P. STREET IMPVT. PROJ-GAS TAX	250,000
CENTRNOSBU11 FY 10-11	GF-CONTINUING PROJECTS	100,000
CENTRNOSBU11 FY 10-11	STREET IMPVT. PROJECTS-FEDERAL FUND	475,000
CENTRNSRBU11 FY 10-11	2006 STATE PROP 1B-TRANS BOND-COUNTY-Y08	4,171,699
CENTRNSRBU11 FY 10-11	C.O.P. STREET IMPVT. PROJ-GAS TAX	27,469,767
CENTRNSRBU11 FY 10-11	ROAD FUND	4,356,000
CENTRNSRBU11 FY 10-11	SPECIAL GAS TAX STREET IMPVT FUND	8,240,000
CENTRNSRCF99 1017J-CENTRAL FWY ANCILARY PROJECTS	OCTAVIA BOULEVARD SPECIAL FUND	1,800,000
CPCBLDCL3899 6638A-RESERVE SFPD FORENSIC LAB RELOC	GF-CONTINUING PROJECTS	2,140,940
CPWBLDSS1199 STREETScape IMP PROJECTS	GF-CONTINUING PROJECTS	775,000
CSMDSRSW1199 RESERVE	C.O.P. STREET IMPVT. PROJ-GAS TAX	1,500,000
CSMDSRSW1199 RESERVE	GF-CONTINUING PROJECTS	270,000
CUFTRNTR1199 RESERVE	NEIGHBORHOOD BEAUTIFICATION FUND	868,338
FBRDPWBU1199 RESERVE	GF-ANNUAL PROJECT	350,000
FPWOF021199 RESERVE	C.O.P. STREET IMPVT. PROJ-GAS TAX	937,068
FPWOF0451199 RESERVE	GF-CONTINUING PROJECTS	300,000
FPWOFABU1199 RESERVE	GF-CONTINUING PROJECTS	300,000
GCMOFALA1199 RESERVE	GF-CONTINUING PROJECTS	75,000
GSRTNPR1199 RSERVE	GF-CONTINUING PROJECTS	1,680,000
PUFOFAVR1199 RESERVE	GF-CONTINUING PROJECTS	94,500
PUFTRNTM1199 RESERVE	GF-CONTINUING PROJECTS	252,000
Department :DPW Subtotal		62,053,507
Capital Project Total		62,053,507

Capital and Facilities Maintenance Projects

Project Title	Subfund Title	Budget
Department : DPW GENERAL SERVICES AGENCY - PUBLIC WORKS		
CENSTRSSBU11 RESERVE	C.O.P. STREET IMPVT. PROJ-GAS TAX	2,000,000
CENTRNBP1199 RESERVE	STREET IMPVT. PROJECTS-FEDERAL FUND	3,648,195
CENTRNCRBUI1 FY 10-11	C.O.P. STREET IMPVT. PROJ-GAS TAX	250,000
CENTRNOSBU11 FY 10-11	GF-CONTINUING PROJECTS	100,000
CENTRNOSBU11 FY 10-11	STREET IMPVT. PROJECTS-FEDERAL FUND	475,000
CENTRNSRBU11 FY 10-11	2006 STATE PROP 1B-TRANS BOND-COUNTY-Y08	4,171,699
CENTRNSRBU11 FY 10-11	C.O.P. STREET IMPVT. PROJ-GAS TAX	27,469,767
CENTRNSRBU11 FY 10-11	ROAD FUND	4,356,000
CENTRNSRBU11 FY 10-11	SPECIAL GAS TAX STREET IMPVT FUND	8,240,000
CENTRNSRCF99 1017J-CENTRAL FWY ANCILARY PROJECTS	OCTAVIA BOULEVARD SPECIAL FUND	1,800,000
CPCBLDCL3899 6638A-RESERVE SFPD FORENSIC LAB RELOC	GF-CONTINUING PROJECTS	2,140,940
CPWBLDSS1199 STREETScape IMP PROJECTS	GF-CONTINUING PROJECTS	775,000
CSMDSRSW1199 RESERVE	C.O.P. STREET IMPVT. PROJ-GAS TAX	1,500,000
CSMDSRSW1199 RESERVE	GF-CONTINUING PROJECTS	270,000
CUFTRNTR1199 RESERVE	NEIGHBORHOOD BEAUTIFICATION FUND	868,338
FBRDPWBU1199 RESERVE	GF-ANNUAL PROJECT	350,000
FPWOFA021199 RESERVE	C.O.P. STREET IMPVT. PROJ-GAS TAX	937,068
FPWOFA451199 RESERVE	GF-CONTINUING PROJECTS	300,000
FPWOFABU1199 RESERVE	GF-CONTINUING PROJECTS	300,000
GCMOFALA1199 RESERVE	GF-CONTINUING PROJECTS	75,000
GSRTNRNPR1199 RSERVE	GF-CONTINUING PROJECTS	1,680,000
PUFOFAVR1199 RESERVE	GF-CONTINUING PROJECTS	94,500
PUFTRNTM1199 RESERVE	GF-CONTINUING PROJECTS	252,000
Department :DPW Subtotal		62,053,507
Capital Project Total		62,053,507

Department: TIS : GENERAL SERVICES AGENCY - TECHNOLOGY

2009-2010 Original Budget	2010-2011 Proposed	2010-2011 vs 2009-2010
---------------------------------	-----------------------	---------------------------

Fund Summary

1G AGF	GENERAL FUND	2,019,092	2,005,084	(14,008)
2S GSF	GENERAL SERVICES SPECIAL REVENUE FUND	1,533,015	1,791,688	258,673
6I OIS	IS-REPRODUCTION FUND	7,260,153	5,374,452	(1,885,701)
6I TIF	DTIS-TELECOMM. & INFORMATION SVCS FUND	75,745,237	69,807,463	(5,937,774)
Total Sources and Uses by Funds		86,557,497	78,978,687	(7,578,810)

Program Summary

BIU	ADMINISTRATION	25,383,204	23,946,071	(1,437,133)
BK4	GOVERNANCE AND OUTREACH	6,403,429	6,774,244	370,815
BAK	OPERATIONS	34,584,076	32,843,218	(1,740,858)
FCB	REPRODUCTION SERVICES	7,260,153	5,374,452	(1,885,701)
BIT	TECHNOLOGY	4,399,561	2,603,637	(1,795,924)
BTO	TECHNOLOGY SERVICES:PUBLIC SAFETY	8,527,074	7,437,065	(1,090,009)
Total Uses by Program		86,557,497	78,978,687	(7,578,810)

Character Summary

001	SALARIES	26,050,690	22,146,118	(3,904,572)
013	MANDATORY FRINGE BENEFITS	8,791,156	8,652,100	(139,056)
020	OVERHEAD	2,135,258	2,348,184	212,926
021	NON PERSONNEL SERVICES	37,061,151	34,103,423	(2,957,728)
040	MATERIALS & SUPPLIES	5,062,302	2,958,156	(2,104,146)
060	CAPITAL OUTLAY	2,526,160	3,838,912	1,312,752
081	SERVICES OF OTHER DEPTS	4,930,780	4,931,794	1,014
Total Uses by Character		86,557,497	78,978,687	(7,578,810)

Reserved Appropriations

CONTROLLER RESERVES:

OPERATING: 1G AGF AAA:

001	SALARIES		55,176	55,176
-----	----------	--	--------	--------

Department: TIS : GENERAL SERVICES AGENCY - TECHNOLOGY

2009-2010 Original Budget	2010-2011 Proposed	2010-2011 vs 2009-2010
---------------------------------	-----------------------	---------------------------

Reserved Appropriations

CONTROLLER RESERVES:			
OPERATING: 1G AGF AAA:			
013	MANDATORY FRINGE BENEFITS	19,577	19,577
	SUB-TOTAL CONTROLLER RESERVES	0	74,753
Total Reserved Appropriations		74,753	74,753

Sources of Funds Detail by Subject

20630	CABLE TV FRANCHISE	1,480,515	1,749,188	268,673
30150	INTEREST EARNED - POOLED CASH	52,500	42,500	(10,000)
39899	OTHER CITY PROPERTY RENTALS	20,232	14,400	(5,832)
865AA	EXP REC FR ASIAN ARTS MUSEUM (AAO)	108,158	119,469	11,311
865AC	EXP REC FR AIRPORT (AAO)	507,940	386,439	(121,501)
865AD	EXP REC FR ADMINISTRATIVE SERVICES (AAO)	1,592,721	1,587,835	(4,886)
865AP	EXP REC FR ADULT PROBATION (AAO)	356,080	320,217	(35,863)
865AR	EXP REC FR ART COMMISSION (AAO)	124,091	113,875	(10,216)
865AS	EXP REC FR ASSESSOR (AAO)	580,877	566,545	(14,332)
865BD	EXP REC FR BOARD OF SUPV (AAO)	221,489	190,486	(31,003)
865BE	EXP REC FR BUS & ENC DEV (AAO)	185,380	137,812	(47,568)
865BI	EXP REC FR BLDG INSPECTION (AAO)	1,509,765	1,009,704	(500,061)
865CD	EXP REC FR CHILD SUPPORT SERVICES(AAO)	370,036	593,834	223,798
865CH	EXP REC FR CHILD;YOUTH & FAM (AAO)	171,339	104,171	(67,168)
865CI	EXP REC FR CHILDREN AND FAMILIES (AAO)	71,874	34,416	(37,458)
865CO	EXP REC FR CONTROLLER (AAO)	1,352,047	1,212,326	(139,721)
865CP	EXP REC FR CITY PLANNING (AAO)	704,668	536,740	(167,928)
865CS	EXP REC FR CIVIL SERVICE (AAO)	19,508	17,434	(2,074)
865CT	EXP REC FR CITY ATTORNEY (AAO)	758,740	614,407	(144,333)
865DA	EXP REC FR DISTRICT ATTORNEY (AAO)	662,419	576,867	(85,552)
865EC	EXP REC FR ETHICS COMMISSION (AAO)	60,835	51,540	(9,295)
865ER	EXP REC FR EMERGENCY COMMUNICATIONS(AAO)	1,463,667	1,217,807	(245,860)
865EV	EXP REC FR ENVIRONMENT (AAO)	230,726	163,468	(67,258)
865FA	EXP REC FR FINE ARTS MUSEUM (AAO)	80,599	65,603	(14,996)
865FC	EXP REC FR FIRE DEPT (AAO)	3,486,699	2,934,877	(551,822)
865GE	EXP REC FR GENERAL CITY RESP (AAO)	7,505,942	6,612,348	(893,594)
865HC	EXP REC FR COMM HEALTH SERVICE (AAO)	13,497,436	12,354,707	(1,142,729)

Department: TIS : GENERAL SERVICES AGENCY - TECHNOLOGY

2009-2010 Original Budget	2010-2011 Proposed	2010-2011 vs 2009-2010
---------------------------------	-----------------------	---------------------------

Sources of Funds Detail by Subobject

865HS	EXP REC FR HSS (AAO)	231,628	224,901	(6,727)
865JV	EXP REC FR JUVENILE COURT (AAO)	524,433	466,866	(57,567)
865LB	EXP REC FR PUBLIC LIBRARY (AAO)	817,426	785,048	(32,378)
865LL	EXP REC FR LAW LIBRARY (AAO)	31,085	33,662	2,577
865MT	EXP REC FR MUNICIPAL TRANSPORTATION(AAO)	6,025,174	4,989,545	(1,035,629)
865MY	EXP REC FR MAYOR (AAO)	414,752	461,510	46,758
865PA	EXP REC FR PERMIT APPEALS (AAO)	86,849	62,997	(23,852)
865PC	EXP REC FR POLICE COMMISSION (AAO)	10,736,602	8,494,653	(2,241,949)
865PD	EXP REC FR PUBLIC DEFENDER (AAO)	512,521	461,107	(51,414)
865PK	EXP REC FR PARKING & TRAFFIC (AAO)	1,536,875	1,173,430	(363,445)
865PO	EXP REC FR PORT COMMISSION (AAO)	935,696	745,672	(190,024)
865PT	EXP REC FR PUBLIC TRANSPORTATION(AAO)	126,895		(126,895)
865PW	EXP REC FR PUBLIC WORKS (AAO)	2,791,766	2,247,270	(544,496)
865RB	EXP REC FR RENT ARBITRATION BD (AAO)	180,002	99,330	(80,672)
865RC	EXP REC FR HUMAN RIGHTS (AAO)	142,342	137,250	(5,092)
865RD	EXP REC FR HUMAN RESOURCES (AAO)	1,007,334	378,714	(628,620)
865RG	EXP REC FR REGISTRAR OF VOTERS (AAO)	396,084	237,834	(158,250)
865RP	EXP REC FR REC & PARK (AAO)	2,054,355	1,894,513	(159,842)
865RS	EXP REC FR RETIREMENT SYSTEM (AAO)	878,516	1,275,550	397,034
865SH	EXP REC FR SHERIFF (AAO)	2,605,335	2,296,549	(308,786)
865SS	EXP REC FR HUMAN SERVICES (AAO)	4,196,909	4,260,919	64,010
865TI	EXP REC FROM ISD (AAO)	413,187	327,893	(85,294)
865TR	EXP REC FR TREAS/TAX COLL (AAO)	1,113,733	1,052,361	(61,372)
865TY	EXP REC FR TAXICAB COMMISSION (AAO)	93,754	14,935	(78,819)
865UC	EXP REC FR PUC (AAO)	2,669,449	2,429,940	(239,509)
865UH	EXP REC FR HETCH HETCHY (AAO)	593,819	451,080	(142,739)
865UW	EXP REC FR WATER DEPT (AAO)	2,124,150	1,819,245	(304,905)
865WM	EXP REC FR WAR MEMORIAL (AAO)	148,294	104,855	(43,439)
865WO	EXP REC FR STATUS OF WOMEN (AAO)	22,272	18,296	(3,976)
865WP	EXP REC FR CLEANWATER (AAO)	1,304,507	1,173,056	(131,451)
87599	EXP REC-UNALLOCATED (NON-AAO FDS)	1,515,499	928,825	(586,674)
875EV	EXP REC FR ENVIRONMENT (NON-AAO)	100,000		(100,000)
875TI	EXP REC FROM ISD (NON-AAO)	1,786,151	1,784,948	(1,203)
99999B	BEGINNING FUND BALANCE-BUDGET BASIS		3,472,883	3,472,883
GFS (1)	GENERAL FUND SUPPORT	1,263,820	1,344,035	80,215
Total Sources of Funds		86,557,497	78,978,687	(7,578,810)

Department: TIS : GENERAL SERVICES AGENCY - TECHNOLOGY

2009-2010 Original Budget	2010-2011 Proposed	2010-2011 vs 2009-2010
---------------------------------	-----------------------	---------------------------

Sources of Funds Detail by Subobject

(1) This figure represents the nondepartmental (citywide) general fund revenues required to support the department's operations.

Uses of Funds Detail Appropriation

OPERATING:

1G AGF AAA: GF-NON-PROJECT-CONTROLLED

001	SALARIES	744,965	741,786	(3,179)
013	MANDATORY FRINGE BENEFITS	243,930	263,200	19,270
020	OVERHEAD	694,034	683,470	(10,564)
021	NON PERSONNEL SERVICES	310,860	295,970	(14,890)
040	MATERIALS & SUPPLIES	16,375	13,051	(3,324)
081	SERVICES OF OTHER DEPTS	8,928	7,607	(1,321)
	SUB-TOTAL 1G AGF AAA	2,019,092	2,005,084	(14,008)

2S GSF CTA: CABLE TV ACCESS DEV & PROGRAM FUND

021	NON PERSONNEL SERVICES	934,130	689,379	(244,751)
060	CAPITAL OUTLAY	598,885	1,102,309	503,424
	SUB-TOTAL 2S GSF CTA	1,533,015	1,791,688	258,673

6I OIS REP: IS-REPRODUCTION FUND

001	SALARIES	1,249,870	823,263	(426,607)
013	MANDATORY FRINGE BENEFITS	513,602	350,309	(163,293)
020	OVERHEAD	500,000	467,995	(32,005)
021	NON PERSONNEL SERVICES	3,853,090	2,765,774	(1,087,316)
040	MATERIALS & SUPPLIES	430,933	199,982	(230,951)
060	CAPITAL OUTLAY	220,128	204,599	(15,529)
081	SERVICES OF OTHER DEPTS	492,530	562,530	70,000
	SUB-TOTAL 6I OIS REP	7,260,153	5,374,452	(1,885,701)

6I TIF AAP: DTIS-OPERATING-ANNUAL PROJECT FUND

001	SALARIES	23,119,051	19,725,468	(3,393,583)
013	MANDATORY FRINGE BENEFITS	7,731,878	7,728,186	(3,692)
020	OVERHEAD	292,249	548,612	256,363
021	NON PERSONNEL SERVICES	17,266,907	17,175,975	(90,932)
040	MATERIALS & SUPPLIES	4,609,994	2,740,123	(1,869,871)
060	CAPITAL OUTLAY	1,707,147	2,519,904	812,757

Department: TIS : GENERAL SERVICES AGENCY - TECHNOLOGY

2009-2010 Original Budget	2010-2011 Proposed	2010-2011 vs 2009-2010
---------------------------------	-----------------------	---------------------------

Uses of Funds Detail Appropriation

OPERATING:				
6I TIF AAP: DTIS-OPERATING-ANNUAL PROJECT FUND				
081	SERVICES OF OTHER DEPTS	4,278,003	4,206,657	(71,346)
	SUB-TOTAL 6I TIF AAP	59,005,229	54,644,925	(4,360,304)
6I TIF NPR: TELECOMMUNICATION-NON PROJ-CONTROLLED				
001	SALARIES	936,804	855,601	(81,203)
013	MANDATORY FRINGE BENEFITS	301,746	310,405	8,659
020	OVERHEAD	648,975	648,107	(868)
021	NON PERSONNEL SERVICES	14,696,164	13,176,325	(1,519,839)
040	MATERIALS & SUPPLIES	5,000	5,000	0
060	CAPITAL OUTLAY		12,100	12,100
081	SERVICES OF OTHER DEPTS	151,319	155,000	3,681
	SUB-TOTAL 6I TIF NPR	16,740,008	15,162,538	(1,577,470)
	SUB-TOTAL OPERATING	86,557,497	78,978,687	(7,578,810)
Total Uses of Funds		86,557,497	78,978,687	(7,578,810)

Department: HSS : HEALTH SERVICE SYSTEM

2009-2010 Original Budget	2010-2011 Proposed	2010-2011 vs 2009-2010
---------------------------------	-----------------------	---------------------------

Fund Summary

1G AGF	GENERAL FUND	6,039,298	6,231,582	192,284
Total Sources and Uses by Funds		6,039,298	6,231,582	192,284

Program Summary

FEE	HEALTH SERVICE SYSTEM	6,039,298	6,231,582	192,284
Total Uses by Program		6,039,298	6,231,582	192,284

Character Summary

001	SALARIES	2,804,602	2,731,754	(72,848)
013	MANDATORY FRINGE BENEFITS	1,172,368	1,310,364	137,996
021	NON PERSONNEL SERVICES	1,268,853	1,399,473	130,620
040	MATERIALS & SUPPLIES	35,720	31,944	(3,776)
081	SERVICES OF OTHER DEPTS	757,755	758,047	292
Total Uses by Character		6,039,298	6,231,582	192,284

Sources of Funds Detail by Subsubject

69999	OTHER OPERATING REVENUE		7,000	7,000
79999	OTHER NON-OPERATING REVENUE	302,490	160,355	(142,135)
865AC	EXP REC FR AIRPORT (AAO)	194,390	216,715	22,325
865BI	EXP REC FR BLDG INSPECTION (AAO)	37,675	36,338	(1,337)
865CI	EXP REC FR CHILDREN AND FAMILIES (AAO)		2,138	2,138
865EV	EXP REC FR ENVIRONMENT (AAO)		11,181	11,181
865GE	EXP REC FR GENERAL CITY RESP (AAO)	2,004,780	1,884,337	(120,443)
865HG	EXP REC FR SF GENERAL HOSPITAL (AAO)	382,608	491,473	108,865
865HL	EXP REC FR LAGUNA HONDA HOSPITAL (AAO)	205,355	223,128	17,773
865PA	EXP REC FR PERMIT APPEALS (AAO)		1,480	1,480
865PO	EXP REC FR PORT COMMISSION (AAO)	33,197	34,365	1,168
865PT	EXP REC FR PUBLIC TRANSPORTATION(AAO)	721,676	762,285	40,609
865PW	EXP REC FR PUBLIC WORKS (AAO)	200,335	173,471	(26,864)
865RB	EXP REC FR RENT ARBITRATION BD (AAO)	4,942	5,097	155
865RP	EXP REC FR REC & PARK (AAO)		134,666	134,666
865RS	EXP REC FR RETIREMENT SYSTEM (AAO)	11,567	13,812	2,245

Department: HSS : HEALTH SERVICE SYSTEM

2009-2010 Original Budget	2010-2011 Proposed	2010-2011 vs 2009-2010
---------------------------------	-----------------------	---------------------------

Sources of Funds Detail by Subobject

865SS	EXP REC FR HUMAN SERVICES (AAO)		284,788	284,788
865UC	EXP REC FR PUC (AAO)	111,167	126,116	14,949
865UH	EXP REC FR HETCH HETCHY (AAO)	32,426	39,956	7,530
865UW	EXP REC FR WATER DEPT (AAO)		94,381	94,381
865WM	EXP REC FR WAR MEMORIAL (AAO)		9,866	9,866
865WP	EXP REC FR CLEANWATER (AAO)	83,994	65,607	(18,387)
87599	EXP REC-UNALLOCATED (NON-AAO FDS)	1,712,696	1,453,027	(259,669)
Total Sources of Funds		6,039,298	6,231,582	192,284

Uses of Funds Detail Appropriation

OPERATING:				
1G AGF AAA: GF-NON-PROJECT-CONTROLLED				
001	SALARIES	2,804,602	2,731,754	(72,848)
013	MANDATORY FRINGE BENEFITS	1,172,368	1,310,364	137,996
021	NON PERSONNEL SERVICES	1,268,853	1,399,473	130,620
040	MATERIALS & SUPPLIES	35,720	31,944	(3,776)
081	SERVICES OF OTHER DEPTS	757,755	758,047	292
SUB-TOTAL 1G AGF AAA		6,039,298	6,231,582	192,284
SUB-TOTAL OPERATING		6,039,298	6,231,582	192,284
Total Uses of Funds		6,039,298	6,231,582	192,284

Department: HRD : HUMAN RESOURCES

2009-2010 Original Budget	2010-2011 Proposed	2010-2011 vs 2009-2010
---------------------------------	-----------------------	---------------------------

Fund Summary

1G AGF	GENERAL FUND	18,250,571	14,612,810	(3,637,761)
2S GSF	GENERAL SERVICES SPECIAL REVENUE FUND	55,510,016	56,961,151	1,451,135
Total Sources and Uses by Funds		73,760,587	71,573,961	(2,186,626)

Program Summary

FCW	ADMINISTRATION	745,928	225,602	(520,326)
FH1	CLASS AND COMPENSATION		537,717	537,717
FC4	EMPLOYEE RELATIONS	5,062,690	3,814,988	(1,247,702)
FC8	EQUAL EMPLOYMENT OPPORTUNITY	1,385,533	1,230,820	(154,713)
FC9	MANAGEMENT INFORMATION SYSTEM	1,419,426		(1,419,426)
FC5	RECRUIT/ ASSESS/ CLIENT SERVICES	8,722,572	7,866,565	(856,007)
FDE	WORKERS COMPENSATION	55,510,016	56,961,151	1,451,135
FAR	WORKFORCE DEVELOPMENT	914,422	937,118	22,696
Total Uses by Program		73,760,587	71,573,961	(2,186,626)

Character Summary

001	SALARIES	12,193,943	10,053,686	(2,140,257)
013	MANDATORY FRINGE BENEFITS	4,217,914	4,124,537	(93,377)
021	NON PERSONNEL SERVICES	51,926,070	52,679,748	753,678
040	MATERIALS & SUPPLIES	205,828	178,731	(27,097)
06P	PROGRAMMATIC PROJECTS	292,500	584,500	292,000
081	SERVICES OF OTHER DEPTS	4,924,332	3,952,759	(971,573)
Total Uses by Character		73,760,587	71,573,961	(2,186,626)

Reserved Appropriations

CONTROLLER RESERVES:

OPERATING: 1G AGF AAA:

001	SALARIES		469,245	469,245
013	MANDATORY FRINGE BENEFITS		172,368	172,368
SUB-TOTAL CONTROLLER RESERVES		0	641,613	641,613
Total Reserved Appropriations			641,613	641,613

Department: HRD : HUMAN RESOURCES

2009-2010 Original Budget	2010-2011 Proposed	2010-2011 vs 2009-2010
---------------------------------	-----------------------	---------------------------

Sources of Funds Detail by Subobject

86599	EXP REC-GENERAL UNALLOCATED	626,614	409,500	(217,114)
865AA	EXP REC FR ASIAN ARTS MUSEUM (AAO)	12,619	10,138	(2,481)
865AC	EXP REC FR AIRPORT (AAO)	2,814,953	2,711,475	(103,478)
865AD	EXP REC FR ADMINISTRATIVE SERVICES (AAO)	687,556	628,675	(58,881)
865AP	EXP REC FR ADULT PROBATION (AAO)	308,619	218,019	(90,600)
865AR	EXP REC FR ART COMMISSION (AAO)	60,003	60,003	0
865AS	EXP REC FR ASSESSOR (AAO)	289,787	298,448	8,661
865BI	EXP REC FR BLDG INSPECTION (AAO)	895,400	774,908	(120,492)
865CD	EXP REC FR CHILD SUPPORT SERVICES(AAO)	317,423	229,698	(87,725)
865CH	EXP REC FR CHILD;YOUTH & FAM (AAO)	63,358	63,358	0
865CO	EXP REC FR CONTROLLER (AAO)	20,782	19,663	(1,119)
865CP	EXP REC FR CITY PLANNING (AAO)	321,058	321,058	0
865CS	EXP REC FR CIVIL SERVICE (AAO)	25,100	25,100	0
865CT	EXP REC FR CITY ATTORNEY (AAO)	117,069	149,238	32,169
865DA	EXP REC FR DISTRICT ATTORNEY (AAO)	185,428	218,660	33,232
865ER	EXP REC FR EMERGENCY COMMUNICATIONS(AAO)	544,802	379,236	(165,566)
865EV	EXP REC FR ENVIRONMENT (AAO)	109,776	105,653	(4,123)
865FA	EXP REC FR FINE ARTS MUSEUM (AAO)	196,709	349,857	153,148
865FC	EXP REC FR FIRE DEPT (AAO)	8,450,640	9,067,777	617,137
865HC	EXP REC FR COMM HEALTH SERVICE (AAO)	983,791	1,291,603	307,812
865HG	EXP REC FR SF GENERAL HOSPITAL (AAO)	5,689,746	5,409,875	(279,871)
865HL	EXP REC FR LAGUNA HONDA HOSPITAL (AAO)	3,121,657	3,508,505	386,848
865HM	EXP REC FR COMM MENTAL HEALTH (AAO)	366,161	137,250	(228,911)
865HS	EXP REC FR HSS (AAO)	307,159	319,769	12,610
865JV	EXP REC FR JUVENILE COURT (AAO)	1,094,839	1,192,260	97,421
865LB	EXP REC FR PUBLIC LIBRARY (AAO)	1,150,193	1,100,342	(49,851)
865MY	EXP REC FR MAYOR (AAO)	24,260	20,068	(4,192)
865PC	EXP REC FR POLICE COMMISSION (AAO)	12,524,107	12,322,106	(202,001)
865PD	EXP REC FR PUBLIC DEFENDER (AAO)	114,738	160,798	46,060
865PO	EXP REC FR PORT COMMISSION (AAO)	911,067	1,125,123	214,056
865PT	EXP REC FR PUBLIC TRANSPORTATION(AAO)	472,204	235,000	(237,204)
865PW	EXP REC FR PUBLIC WORKS (AAO)	3,087,957	2,846,736	(241,221)
865RB	EXP REC FR RENT ARBITRATION BD (AAO)	77,730	53,920	(23,810)
865RC	EXP REC FR HUMAN RIGHTS (AAO)		75,586	75,586
865RD	EXP REC FR HUMAN RESOURCES (AAO)	897,306	818,979	(78,327)
865RP	EXP REC FR REC & PARK (AAO)	3,470,399	3,582,680	112,281

Department: HRD : HUMAN RESOURCES

2009-2010 Original Budget	2010-2011 Proposed	2010-2011 vs 2009-2010
---------------------------------	-----------------------	---------------------------

Sources of Funds Detail by Subobject

865RS	EXP REC FR RETIREMENT SYSTEM (AAO)	133,012	139,657	6,645
865SH	EXP REC FR SHERIFF (AAO)	2,893,612	2,952,022	58,410
865SS	EXP REC FR HUMAN SERVICES (AAO)	2,388,423	2,377,922	(10,501)
865TI	EXP REC FROM ISD (AAO)	292,503	292,254	(249)
865TR	EXP REC FR TREAS/TAX COLL (AAO)	252,927	194,868	(58,059)
865UC	EXP REC FR PUC (AAO)	1,209,322	1,097,712	(111,610)
865UH	EXP REC FR HETCH HETCHY (AAO)	592,870	576,536	(16,334)
865UW	EXP REC FR WATER DEPT (AAO)	1,985,349	1,561,210	(424,139)
865WM	EXP REC FR WAR MEMORIAL (AAO)	264,083	296,223	32,140
865WO	EXP REC FR STATUS OF WOMEN (AAO)	7,892	7,892	0
865WP	EXP REC FR CLEANWATER (AAO)	968,220	693,863	(274,357)
87599	EXP REC-UNALLOCATED (NON-AAO FDS)	232,107	1,807,220	1,575,113
GFS (1)	GENERAL FUND SUPPORT	12,199,257	9,335,518	(2,863,739)
Total Sources of Funds		73,760,587	71,573,961	(2,186,626)

(1) This figure represents the nondepartmental (citywide) general fund revenues required to support the department's operations.

Uses of Funds Detail Appropriation

OPERATING:

1G AGF AAA: GF-NON-PROJECT-CONTROLLED

001	SALARIES	7,145,046	5,986,227	(1,158,819)
013	MANDATORY FRINGE BENEFITS	2,243,540	2,184,513	(59,027)
021	NON PERSONNEL SERVICES	1,611,570	1,323,759	(287,811)
040	MATERIALS & SUPPLIES	143,401	125,424	(17,977)
06P	PROGRAMMATIC PROJECTS	292,500	409,500	117,000
079	ALLOCATED CHARGES	(1,516,081)	(1,371,528)	144,553
081	SERVICES OF OTHER DEPTS	2,808,544	2,662,119	(146,425)
SUB-TOTAL 1G AGF AAA		12,728,520	11,320,014	(1,408,506)

2S GSF AAA: WORKERS' COMPENSATION FUND

001	SALARIES	2,880,955	2,920,659	39,704
013	MANDATORY FRINGE BENEFITS	1,350,621	1,515,820	165,199
021	NON PERSONNEL SERVICES	49,261,251	50,446,884	1,185,633
040	MATERIALS & SUPPLIES	24,840	18,220	(6,620)
079	ALLOCATED CHARGES	1,267,090	1,371,528	104,438

Department: HRD : HUMAN RESOURCES

2009-2010 Original Budget	2010-2011 Proposed	2010-2011 vs 2009-2010
---------------------------------	-----------------------	---------------------------

Uses of Funds Detail Appropriation

OPERATING:				
2S GSF AAA: WORKERS' COMPENSATION FUND				
081	SERVICES OF OTHER DEPTS	725,259	688,040	(37,219)
	SUB-TOTAL 2S GSF AAA	55,510,016	56,961,151	1,451,135
	SUB-TOTAL OPERATING	68,238,536	68,281,165	42,629
ANNUAL PROJECTS:				
1G AGF AAP: GF-ANNUAL PROJECT				
PRD004	TUITION REIMBURSEMENT	125,100	125,100	0
PRD010	LABOR RELATIONS	2,022,920	1,206,047	(816,873)
	SUB-TOTAL 1G AGF AAP	2,148,020	1,331,147	(816,873)
	SUB-TOTAL ANNUAL PROJECTS	2,148,020	1,331,147	(816,873)
CONTINUING PROJECTS:				
1G AGF ACP: GF-CONTINUING PROJECTS				
PRD004	TUITION REIMBURSEMENT	670,500	670,500	0
PRDHAM	HUMAN RESOURCES APPLICATION MANAGEMENT	1,419,426		(1,419,426)
	SUB-TOTAL 1G AGF ACP	2,089,926	670,500	(1,419,426)
	SUB-TOTAL CONTINUING PROJECTS	2,089,926	670,500	(1,419,426)
WORK ORDERS/OVERHEAD:				
1G AGF WOF: GENERAL FUND WORK ORDER FUND				
HRD04	RECRUIT/ASSESS/CLIENT SERVICES	948,501	931,758	(16,743)
HRD08	TRAINING & ORGANIZATION DEVELOPMENT	335,604	359,391	23,787
	SUB-TOTAL 1G AGF WOF	1,284,105	1,291,149	7,044
	SUB-TOTAL WORK ORDERS/OVERHEAD	1,284,105	1,291,149	7,044
Total Uses of Funds		73,760,587	71,573,961	(2,186,626)

Department: HRC : HUMAN RIGHTS COMMISSION

2009-2010 Original Budget	2010-2011 Proposed	2010-2011 vs 2009-2010
---------------------------------	-----------------------	---------------------------

Fund Summary

1G AGF	GENERAL FUND	6,503,734	6,047,651	(456,083)
Total Sources and Uses by Funds		6,503,734	6,047,651	(456,083)

Program Summary

CAD	HUMAN RIGHTS COMMISSION	6,503,734	6,047,651	(456,083)
Total Uses by Program		6,503,734	6,047,651	(456,083)

Character Summary

001	SALARIES	3,654,148	3,097,964	(556,184)
013	MANDATORY FRINGE BENEFITS	1,311,558	1,317,894	6,336
020	OVERHEAD	86,986	264,307	177,321
021	NON PERSONNEL SERVICES	875,027	611,194	(263,833)
040	MATERIALS & SUPPLIES	34,247	29,682	(4,565)
081	SERVICES OF OTHER DEPTS	541,768	726,610	184,842
Total Uses by Character		6,503,734	6,047,651	(456,083)

Reserved Appropriations

CONTROLLER RESERVES:

OPERATING: 1G AGF AAA:

001	SALARIES		26,626	26,626
013	MANDATORY FRINGE BENEFITS		8,913	8,913
SUB-TOTAL CONTROLLER RESERVES		0	35,539	35,539
Total Reserved Appropriations			35,539	35,539

Sources of Funds Detail by Subobject

865AC	EXP REC FR AIRPORT (AAO)	664,440	687,143	22,703
865AD	EXP REC FR ADMINISTRATIVE SERVICES (AAO)	60,031	60,031	0
865BI	EXP REC FR BLDG INSPECTION (AAO)	27,062	27,062	0
865EV	EXP REC FR ENVIRONMENT (AAO)	43,242	43,242	0
865HG	EXP REC FR SF GENERAL HOSPITAL (AAO)	129,266	129,266	0

Department: HRC : HUMAN RIGHTS COMMISSION

2009-2010 Original Budget	2010-2011 Proposed	2010-2011 vs 2009-2010
---------------------------------	-----------------------	---------------------------

Sources of Funds Detail by Subobject

865LB	EXP REC FR PUBLIC LIBRARY (AAO)	12,474	12,474	0
865PO	EXP REC FR PORT COMMISSION (AAO)	263,828	293,386	29,558
865PT	EXP REC FR PUBLIC TRANSPORTATION(AAO)	244,140	196,000	(48,140)
865PW	EXP REC FR PUBLIC WORKS (AAO)	1,266,400	1,183,427	(82,973)
865RE	EXP REC FR REAL ESTATE (AAO)	93,556	125,000	31,444
865RP	EXP REC FR REC & PARK (AAO)	194,140	194,140	0
865SH	EXP REC FR SHERIFF (AAO)	36,035		(36,035)
865SS	EXP REC FR HUMAN SERVICES (AAO)		50,000	0
865TI	EXP REC FROM ISD (AAO)	108,105	108,105	0
865UC	EXP REC FR PUC (AAO)	2,221,060	2,221,060	0
87599	EXP REC-UNALLOCATED (NON-AAO FDS)	135,000	135,000	0
875MY	EXP REC FR MAYOR (NON-AAO)	179,000	179,000	0
GFS (1)	GENERAL FUND SUPPORT	775,955	403,315	(372,640)
Total Sources of Funds		6,503,734	6,047,651	(456,083)

(1) This figure represents the nondepartmental (citywide) general fund revenues required to support the department's operations.

Uses of Funds Detail Appropriation

OPERATING:

1G AGF AAA: GF-NON-PROJECT-CONTROLLED

001	SALARIES	452,437	163,259	(289,178)
013	MANDATORY FRINGE BENEFITS	143,534	50,742	(92,792)
021	NON PERSONNEL SERVICES	13,414	13,414	0
040	MATERIALS & SUPPLIES	4,533	4,533	0
081	SERVICES OF OTHER DEPTS	175,995	171,367	(4,628)
SUB-TOTAL 1G AGF AAA		789,913	403,315	(386,598)
SUB-TOTAL OPERATING		789,913	403,315	(386,598)

CONTINUING PROJECTS:

1G AGF ACP: GF-CONTINUING PROJECTS

PRCSUR	HRC SURETY BOND	864,428	878,386	13,958
SUB-TOTAL 1G AGF ACP		864,428	878,386	13,958
SUB-TOTAL CONTINUING PROJECTS		864,428	878,386	13,958

Department: HRC : HUMAN RIGHTS COMMISSION

2009-2010 Original Budget	2010-2011 Proposed	2010-2011 vs 2009-2010
---------------------------------	-----------------------	---------------------------

Uses of Funds Detail Appropriation

WORK ORDERS/OVERHEAD:			
1G AGF WOF: GENERAL FUND WORK ORDER FUND			
HRC01	HUMAN RIGHTS COMMISSION	4,849,393	4,765,950 (83,443)
	SUB-TOTAL 1G AGF WOF	4,849,393	4,765,950 (83,443)
	SUB-TOTAL WORK ORDERS/OVERHEAD	4,849,393	4,765,950 (83,443)
Total Uses of Funds		6,503,734	6,047,651 (456,083)

Department: DSS : HUMAN SERVICES

2009-2010 Original Budget	2010-2011 Proposed	2010-2011 vs 2009-2010
---------------------------------	-----------------------	---------------------------

Fund Summary

1G AGF	GENERAL FUND	640,722,700	637,878,024	(2,844,676)
2S HWF	HUMAN WELFARE SPECIAL REVENUE FUND	37,137,521	18,711,207	(18,426,314)
2S SCP	SENIOR CITIZENS' PROGRAMS FUND	6,284,685	5,941,076	(343,609)
7E GIF	GIFT FUND		20,000	20,000
Total Sources and Uses by Funds		684,144,906	662,550,307	(21,594,599)

Program Summary

CAO	ADMINISTRATIVE SUPPORT	82,266,009	82,974,283	708,274
CAM	ADULT SERVICES	176,565,929	166,100,271	(10,465,658)
CAG	CALWORKS	54,464,987	52,202,376	(2,262,611)
CFC	CHILDREN AND FAMILIES FUND	352,531		(352,531)
FAL	CHILDREN'S BASELINE	21,950,017	24,245,760	2,295,743
CBI	CHILDREN'S FUND PROGRAMS	759,000	759,000	0
CAI	COUNTY ADULT ASSISTANCE PROGRAM	51,129,008	53,553,415	2,424,407
CAL	FAMILY AND CHILDREN'S SERVICE	147,478,050	144,172,668	(3,305,382)
CAH	FOOD STAMPS	13,113,968	15,031,093	1,917,125
CAN	HOMELESS SERVICES	89,382,495	77,336,069	(12,046,426)
CAJ	MEDI-CAL	24,731,578	23,623,231	(1,108,347)
CPH	PUBLIC ED FUND - PROP H (MARCH 2004)	315,000		(315,000)
CAW	REFUGEE RESETTLEMENT PROGRAM	390,442	644,555	254,113
CAK	WORKFORCE DEVELOPMENT	21,245,892	21,907,586	661,694
Total Uses by Program		684,144,906	662,550,307	(21,594,599)

Character Summary

001	SALARIES	125,855,590	122,500,255	(3,355,335)
013	MANDATORY FRINGE BENEFITS	56,643,176	62,258,904	5,615,728
021	NON PERSONNEL SERVICES	23,668,714	22,019,111	(1,649,603)
036	AID ASSISTANCE	42,101,972	39,319,167	(2,782,805)
037	AID PAYMENTS	256,854,258	256,232,037	(622,221)
038	CITY GRANT PROGRAMS	129,911,924	109,515,687	(20,396,237)
039	OTHER SUPPORT & CARE OF PERSONS	1,300,000	1,300,000	0
040	MATERIALS & SUPPLIES	2,181,045	2,582,457	401,412
060	CAPITAL OUTLAY		485,782	485,782

Department: DSS : HUMAN SERVICES

2009-2010 Original Budget	2010-2011 Proposed	2010-2011 vs 2009-2010
---------------------------------	-----------------------	---------------------------

Character Summary

06F	FACILITIES MAINTENANCE	274,431	355,000	80,569
081	SERVICES OF OTHER DEPTS	45,353,796	45,981,907	628,111
091	OPERATING TRANSFERS OUT	2,413,293	2,365,918	(47,375)
095	INTRAFUND TRANSFERS OUT	13,666,382	13,689,505	23,123
ELU	TRANSFER ADJUSTMENTS-USES	(16,079,675)	(16,055,423)	24,252
Total Uses by Character		684,144,906	662,550,307	(21,594,599)

Reserved Appropriations

CONTROLLER RESERVES:

OPERATING: 1G AGF AAA:

001	SALARIES	4,874,055	9,057,543	4,183,488
013	MANDATORY FRINGE BENEFITS	2,144,585	4,618,664	2,474,079
SUB-TOTAL CONTROLLER RESERVES		7,018,640	13,676,207	6,657,567
Total Reserved Appropriations		7,018,640	13,676,207	6,657,567

Sources of Funds Detail by Subobject

30140	INTEREST EARNED - NON POOLED CASH	971,970		(971,970)
30490	OTHER INVESTMENT INCOME		344,500	344,500
35232	EMPLOYEE PARKING		300,000	300,000
40101	STAGE 1 CHILDCARE (FED-AID)	17,269,634	14,240,608	(3,029,026)
40102	FOSTER FAMILY HOME LICENSING (FED-ADMIN)	520,164	321,560	(198,604)
40103	ADOPTION SERVICES(FED-ADMIN)	2,208,175	1,691,791	(516,384)
40105	APS/CSBG HEALTH-RELATED TITLE XIX	9,572,124	12,198,431	2,526,307
40106	INDEPENDENT LIVING PROGRAM(FED-ADMIN)	698,074	658,315	(39,759)
40107	CALWIN (FED ADMIN)	2,494,511	2,732,550	238,039
40108	CLF CSBG-HR - SPMP REVENUE	586,707	586,707	0
40110	KIN-GAP ADM FED SHARE	245,712	250,088	4,376
40121	WELFARE TO WORK	15,571,093	17,917,898	2,346,805
40124	FOOD STAMPS EMP & TRAINING (FED-ADMIN)	10,953,311	11,882,945	929,634
40131	CALWORKS ELIGIBILITY	8,543,445	6,951,972	(1,591,473)
40134	FOOD STAMPS(FED-ADMIN)	14,109,957	16,023,984	1,914,027
40137	RRP/RCA(FED-ADMIN)	59,952	44,746	(15,206)
40138	FOSTER CARE (FED-ADMIN)	2,311,776	2,171,498	(140,278)

Department: DSS : HUMAN SERVICES

2009-2010 Original Budget	2010-2011 Proposed	2010-2011 vs 2009-2010
---------------------------------	-----------------------	---------------------------

Sources of Funds Detail by Subobject

40139	CHILDRENS SERVICES (FED-ADMIN)	17,926,370	15,612,564	(2,313,806)
40140	EMERGENCY ASSISTANCE - FEDERAL	967,564	1,905,098	937,534
40145	IHSS ADMIN HEALTH-RELATED TITLE XIX	9,172,988	10,449,436	1,276,448
40148	TITLE IV-B CHILD WELFARE SERVICES	471,674	471,121	(553)
40150	CAL STATE DEPT ED - STAGE 2 CHILD CARE	8,712,319	6,547,323	(2,164,996)
40153	CALWORKS FRAUD INCENTIVE - FEDERAL	29,895	29,895	0
40154	PROMOTING SAFE & STABLE FAMILIES	601,497	369,548	(231,949)
40166	CWS HEALTH-RELATED TITLE XIX	3,233,754	3,443,620	209,866
40168	CWS TITLE XX CFDA 93.667	1,058,774	1,271,221	212,447
40201	CALWORKS (FED-AID)	15,174,139	14,936,658	(237,481)
40202	FOSTER CARE(FED-AID)	12,405,710	12,457,799	52,089
40203	ADOPTIONS(FED-AID)	7,105,466	7,449,191	343,725
40204	IHSS CONTRACT-MODE(TITLE XIX SHARE)	9,151,494	9,255,119	103,625
40207	REFUGEE(FED-AID)	214,335	470,558	256,223
40211	IHSS PUBLIC AUTHORITY TITLE XIX SHARE	21,844,283	22,384,291	540,008
40214	KIN-GAP AID FED SHARE	1,055,913	1,345,273	289,360
40220	SSI/SSP CAAP INTERIM ASSTNCE REIMBURSEMT	4,577,312	4,750,734	173,422
40221	SSI/SSP CAPI INTERIM ASSTNCE REIMBURSEMT	88,650	84,210	(4,440)
40222	SSA/SSI FOSTER CARE REIMBURSEMENT	775,713	1,115,705	339,992
44531	ARRA-FEDERAL PASS-THRU STATE/OTHER	17,346,263	11,857,782	(5,488,481)
44539	ARRA-FEDERAL DIRECT	7,070,336	7,332,859	262,523
44931	FEDERAL GRANTS PASS-THROUGH STATE/OTHER	4,745,217	5,351,519	606,302
44939	FEDERAL DIRECT GRANT	18,039,846	15,238,014	(2,801,832)
44998	PRIOR YEAR FEDERAL REVENUE ADJUSTMENT	2,692,726	1,035,041	(1,657,685)
45102	FOSTER FAMILY HOME LICENSING (STATE-ADM)	304,435	145,112	(159,323)
45103	ADOPTION SERVICES (STATE-ADMIN)	2,925,407	2,146,070	(779,337)
45105	ADULT PROT. SERV. (STATE-ADMIN)	1,855,565	1,883,494	27,929
45106	INDEPENDENT LIVING PROGRAM(STATE ADMIN)	319,950	301,727	(18,223)
45107	CALWIN (STATE ADMIN)	922,628	1,010,669	88,041
45121	WELFARE TO WORK (STATE-ADMIN)	2,094,696	2,328,417	233,721
45128	CALWORKS MENTAL HEALTH (STATE/FED)	1,573,600	1,731,640	158,040
45131	CALWORKS ELIGIBILITY (STATE-ADMIN)	5,164,557	4,202,503	(962,054)
45134	FOOD STAMPS(STATE-ADMIN)	10,680,173	12,072,109	1,391,936
45136	CASH ASST PGM FOR IMMIGRANT ELIGIBILTY	895,643	908,802	13,159
45138	FOSTER CARE (STATE-ADMIN)	1,278,621	1,254,159	(24,462)
45139	CHILDRENS SERVICES (STATE-ADMIN)	10,781,727	10,502,995	(278,732)

Department: DSS : HUMAN SERVICES

2009-2010 Original Budget	2010-2011 Proposed	2010-2011 vs 2009-2010
---------------------------------	-----------------------	---------------------------

Sources of Funds Detail by Subobject

45145	IHSS ADMIN (STATE/FED)	5,804,647	6,732,040	927,393
45146	SPECIALIZED CARE INCENTIVE	95,092	89,437	(5,655)
45150	CAL STATE DEPT OF EDUC - STAGE 2/3	3,351,235	2,580,846	(770,389)
45169	VETERANS SERVICES - STATE	61,000	61,000	0
45201	CALWORKS (STATE-AID)	15,174,139	14,936,658	(237,481)
45202	FOSTER CARE(STATE-AID)	9,463,780	11,217,529	1,753,749
45203	ADOPTIONS(STATE-AID)	7,371,558	7,105,935	(265,623)
45204	IHSS CONTRACT-MODE (STATE GF SHARE)	4,576,208	4,335,055	(241,153)
45209	CASH ASSIST PGM FOR IMMIGRANTS - REVENUE	5,982,264	5,465,453	(516,811)
45211	IHSS PUBLIC AUTHORITY STATE SHARE	1,581,050	4,629,537	3,048,487
45213	TRANSITIONAL HOUSING PROGRAM - STATE	3,725,000	2,560,154	(1,164,846)
45214	KIN-GAP AID STATE SHARE	369,588	525,372	155,784
45217	CHILD ABUSE PREV INTERV TREAT (CAPIT)	155,357	157,657	2,300
45218	SED AID STATE SHARE	607,954	501,910	(106,044)
45301	MEDI-CAL-ELIGIBILITY DETERMINATION	30,661,040	32,201,653	1,540,613
45511	HEALTH/WELFARE SALES TAX ALLOCATION	53,033,100	49,691,300	(3,341,800)
45621	MOTOR VEH LIC FEE-REALIGNMENT FUND	1,823,700	1,715,100	(108,600)
48998	PRIOR YEAR STATE REVENUE ADJUSTMENT	4,589,103	4,601,216	12,113
48999	OTHER STATE GRANTS & SUBVENTIONS	2,932,532	834,048	(2,098,484)
60128	ADMIN FEE-PUBLIC GUARDIAN	755,586	450,000	(305,586)
60129	ATTY FEES-PUBLIC GUARDIAN	454,092	88,000	(366,092)
60131	BOND FEE-PUBLIC GUARDIAN	15,000	22,500	7,500
60133	ADMIN FEE-PUBLIC ADMINISTRATOR	647,884	720,000	72,116
60134	ATTY FEES-PUBLIC ADMINISTRATOR	549,102	670,000	120,898
60135	BOND FEE-PUBLIC ADMINISTRATOR	136,766	65,000	(71,766)
60138	IMD FEE - REP PAYEE	155,808	107,000	(48,808)
63509	BIRTH CERTIFICATE FEE	176,077	176,077	0
63599	MISC PUBLIC HEALTH REVENUE	65,000	65,000	0
65317	MEDI-CAL TCM/MAA	678,537	452,137	(226,400)
78101	GIFTS AND BEQUESTS		20,000	20,000
78201	PRIVATE GRANTS	355,000	100,000	(255,000)
79995	CHILD SUPPORT OFFSETTING AID	449,796	449,796	0
79997	FOOD STAMP OVERPAYMENT COLLECTIONS	80,000	80,000	0
865AC	EXP REC FR AIRPORT (AAO)	10,250	10,250	0
865BI	EXP REC FR BLDG INSPECTION (AAO)		90,783	90,783
865CD	EXP REC FR CHILD SUPPORT SERVICES(AAO)	160,000	160,000	0

Department: DSS : HUMAN SERVICES

2009-2010 Original Budget	2010-2011 Proposed	2010-2011 vs 2009-2010
---------------------------------	-----------------------	---------------------------

Sources of Funds Detail by Subobject

865CI	EXP REC FR CHILDREN AND FAMILIES (AAO)	867,531		(867,531)
865CY	EXP REC FR CHILDREN YOUTH & FAMILIE(AAO)	6,102,256	4,544,162	(1,558,094)
865EV	EXP REC FR ENVIRONMENT (AAO)		395,279	395,279
865GE	EXP REC FR GENERAL CITY RESP (AAO)		4,000,000	4,000,000
865HG	EXP REC FR SF GENERAL HOSPITAL (AAO)	16,871,940	15,488,962	(1,382,978)
865HM	EXP REC FR COMM MENTAL HEALTH (AAO)	226,283	226,283	0
865MO	EXP REC FR MAYOR - CDBG (AAO)	8,757,780		(8,757,780)
865MY	EXP REC FR MAYOR (AAO)	1,271,250	400,000	(871,250)
865PT	EXP REC FR PUBLIC TRANSPORTATION(AAO)	821,990	821,990	0
865UW	EXP REC FR WATER DEPT (AAO)		10,000	10,000
87599	EXP REC-UNALLOCATED (NON-AAO FDS)	601,390	601,390	0
9301G	OTI FR 1G-GENERAL FUND	2,413,293	2,365,918	(47,375)
9501G	ITI FR 1G-GENERAL FUND	13,666,382	13,689,505	23,123
ELIMSD	TRANSFER ADJUSTMENTS-SOURCES	(16,079,675)	(16,055,423)	24,252
GFS (1)	GENERAL FUND SUPPORT	203,101,396	200,423,929	(2,677,467)
Total Sources of Funds		684,144,906	662,550,307	(21,594,599)

(1) This figure represents the nondepartmental (citywide) general fund revenues required to support the department's operations.

Uses of Funds Detail Appropriation

OPERATING:

1G AGF AAA: GF-NON-PROJECT-CONTROLLED

001	SALARIES	121,673,508	120,926,465	(747,043)
013	MANDATORY FRINGE BENEFITS	55,786,023	61,804,467	6,018,444
021	NON PERSONNEL SERVICES	20,609,023	18,500,311	(2,108,712)
036	AID ASSISTANCE	42,101,972	39,319,167	(2,782,805)
037	AID PAYMENTS	238,389,413	237,041,396	(1,348,017)
038	CITY GRANT PROGRAMS	78,392,924	73,301,652	(5,091,272)
040	MATERIALS & SUPPLIES	1,966,989	2,469,890	502,901
060	CAPITAL OUTLAY		335,782	335,782
081	SERVICES OF OTHER DEPTS	43,768,145	44,848,342	1,080,197
091	OPERATING TRANSFERS OUT	2,413,293	2,365,918	(47,375)
095	INTRAFUND TRANSFERS OUT	13,666,382	13,689,505	23,123

Department: DSS : HUMAN SERVICES

2009-2010 Original Budget	2010-2011 Proposed	2010-2011 vs 2009-2010
---------------------------------	-----------------------	---------------------------

Uses of Funds Detail Appropriation

OPERATING:

1G AGF AAA: GF-NON-PROJECT-CONTROLLED

ELU	TRANSFER ADJUSTMENTS-USES	(16,079,675)	(16,055,423)	24,252
	SUB-TOTAL 1G AGF AAA	602,687,997	598,547,472	(4,140,525)
	SUB-TOTAL OPERATING	602,687,997	598,547,472	(4,140,525)

ANNUAL PROJECTS:

1G AGF AAP: GF-ANNUAL PROJECT

CSS004	CHILDCARE CENTER	54,886	71,000	16,114
	SUB-TOTAL 1G AGF AAP	54,886	71,000	16,114
	SUB-TOTAL ANNUAL PROJECTS	54,886	71,000	16,114

CONTINUING PROJECTS:

1G AGF ACP: GF-CONTINUING PROJECTS

FSS100	FACILITIES MAINTENANCE- CONTINUING FUND	219,545	434,000	214,455
PSSWFC	WORKING FAMILIES CREDIT	1,300,000	1,300,000	0
PSSWIN	CALIFORNIA WELFARE INFORMATION NETWORK	4,329,045	4,645,406	316,361
	SUB-TOTAL 1G AGF ACP	5,848,590	6,379,406	530,816

1G AGF HSC: HUMAN SERVICES CARE FUND

PSSHSC	HUMAN SERVICES CARE	13,666,382	13,689,505	23,123
	SUB-TOTAL 1G AGF HSC	13,666,382	13,689,505	23,123

2S HWF DSS: DSS-SPECIAL REVENUE FUND

PSS001	CHILDREN'S SERVICES FUND-W&I ARTICLE 5	176,077	176,077	0
PSSCLT	COMMUNITY LIVING TRUSTFUND	3,000,000	3,007,297	7,297
PSSITC	ONGOING CMIPS II PROJECT	1,501,737		(1,501,737)
	SUB-TOTAL 2S HWF DSS	4,677,814	3,183,374	(1,494,440)
	SUB-TOTAL CONTINUING PROJECTS	24,192,786	23,252,285	(940,501)

GRANTS:

1G AGF ARA: AMERICAN RECOVERY AND REINVESTMENT ACT

AGIHAR	ARRA - STIMULUS FUNDS - FOR IHSS FMAP	16,440,260	17,166,056	725,796
SS80AR	ARRA - STIMULUS FUNDS - FOR AID PAYMENT	2,024,585	2,024,585	0
	SUB-TOTAL 1G AGF ARA	18,464,845	19,190,641	725,796

Department: DSS : HUMAN SERVICES

2009-2010 Original Budget	2010-2011 Proposed	2010-2011 vs 2009-2010
---------------------------------	-----------------------	---------------------------

Uses of Funds Detail Appropriation

GRANTS:

2S HWF ARA: AMERICAN RECOVERY AND REINVESTMENT ACT

SSERAR	ARRA - TANF EMERGENCY CONTINGENCY FUND	2,866,673		(2,866,673)
SSPRAR	ARRA - STIMULUS FUNDS - FOR HOMELESS GRT	11,558,081		(11,558,081)
SUB-TOTAL 2S HWF ARA		14,424,754	0	(14,424,754)

2S HWF GNC: GRANTS; NON-PROJECT; CONTINUING

SSCB25	CONNECTED BY 25 INITIATIVE	75,000		(75,000)
SSCIPP	ANNIE E CASEY F2F CHLDN OF INCARC PARENT	80,000		(80,000)
SSF2FG	CASEY FAMILY TO FAMILY GRANT (F2F)	100,000		(100,000)
SSFCDG	FED FAMILY CONNECTION DISCRETIONARY GRNT	1,000,000		(1,000,000)
SSFDCP	FAMILY DRUG COURT PROGRAM		15,822	15,822
SSREFU	REFUGEE GRANTS	176,107	173,997	(2,110)
SSSFCD	STUART FOUNDATION SF CAN-DO GRANT	100,000	100,000	0
SSSHPG	MCKINNEY SUPPORTIVE HOUSING PRGM GRANT	8,309,922	6,309,922	(2,000,000)
SSSPCP	HUD MCKINNEY SHELTER + CARE PROG.	8,193,924	8,928,092	734,168
SUB-TOTAL 2S HWF GNC		18,034,953	15,527,833	(2,507,120)

2S SCP ARA: AMERICAN RECOVERY AND REINVESTMENT ACT

AGNUAR	ARRA - STIMULUS FUNDS - FOR NUTRITION	284,780		(284,780)
SUB-TOTAL 2S SCP ARA		284,780	0	(284,780)

2S SCP GNA: GRANTS; NON-PROJECT; ANNUAL

AGADRC	AGING AND DISABILITY RESOURCE CONNECTION	200,000		(200,000)
SUB-TOTAL 2S SCP GNA		200,000	0	(200,000)

2S SCP GNC: GRANTS; NON-PROJECT; CONTINUING

AGADRC	AGING AND DISABILITY RESOURCE CONNECTION		140,000	140,000
AGALZH	ALZHEIMER'S DISEASE SUPP SERVICES PROG		300,000	300,000
AGCBSP	STATE COMMUNITY-BASED SERVICES PROGRAM	490,864		(490,864)
AGCDSM	CHRONIC DISEASE SELF-MANAGEMENT PROGRAM		75,000	75,000
AGDTV	DIGITAL TV GRANT FROM N4A	35,000		(35,000)
AGELAB	ELDER ABUSE PREVENTION (F&S T VII) (CID)	14,588	14,288	(300)
AGFCSS	FAMILY CAREGIVER SUPPPORT SERVICES	418,836	420,039	1,203
AGGENC	GENERATIONAL COMMUNICATION PILOT PROJECT	47,000		(47,000)
AGHICP	HEALTH INSURANCE COUNSELING ADVOCACY PGM	315,781	333,076	17,295
AGMIPP	MEDICARE IMPRVMTS FOR PATNTS AND PROVI	36,169	72,652	36,483
AGNUTR	NUTRITION PROGRAMS (F&S; T3C1&2; 3F)	2,212,060	2,205,981	(6,079)

Department: DSS : HUMAN SERVICES

2009-2010 Original Budget	2010-2011 Proposed	2010-2011 vs 2009-2010
---------------------------------	-----------------------	---------------------------

Uses of Funds Detail Appropriation

GRANTS:				
2S SCP GNC: GRANTS; NON-PROJECT; CONTINUING				
AGOBMC	MEDICAID PENALTY CITATIONS OMBUDSMAN	36,850	35,048	(1,802)
AGSUPP	SUPPORTIVE SERVICES (F&S; TITLE 3B&7)	1,082,892	1,136,816	53,924
AGUSDA	FED USDA FOOD PROGRAMS	1,109,865	1,208,176	98,311
	SUB-TOTAL 2S SCP GNC	5,799,905	5,941,076	141,171
7E GIF GIF: ETF-GIFT FUND				
AGRGA	ROSALINDE GILBERT AWARD		20,000	20,000
	SUB-TOTAL 7E GIF GIF	0	20,000	20,000
	SUB-TOTAL GRANTS	57,209,237	40,679,550	(16,529,687)
Total Uses of Funds		684,144,906	662,550,307	(21,594,599)

Department: JUV : JUVENILE PROBATION

2009-2010 Original Budget	2010-2011 Proposed	2010-2011 vs 2009-2010
---------------------------------	-----------------------	---------------------------

Fund Summary

1G AGF	GENERAL FUND	33,387,959	31,608,741	(1,779,218)
2S PPF	PUBLIC PROTECTION SPECIAL REVENUE FUND	1,981,621	1,313,105	(668,516)
Total Sources and Uses by Funds		35,369,580	32,921,846	(2,447,734)

Program Summary

ASC	ADMINISTRATION	6,062,588	5,798,415	(264,173)
FAL	CHILDREN'S BASELINE	1,320,477	1,049,951	(270,526)
AKE	JUVENILE HALL	11,091,863	10,891,963	(199,900)
AKS	JUVENILE HALL REPLACEMENT DEBT PAYMENT	2,629,368	2,629,868	500
AKF	LOG CABIN RANCH	2,623,962	2,512,962	(111,000)
AKC	PROBATION SERVICES	11,641,322	10,038,687	(1,602,635)
Total Uses by Program		35,369,580	32,921,846	(2,447,734)

Character Summary

001	SALARIES	18,831,944	17,802,691	(1,029,253)
013	MANDATORY FRINGE BENEFITS	7,064,990	6,919,225	(145,765)
021	NON PERSONNEL SERVICES	3,711,568	3,711,974	406
038	CITY GRANT PROGRAMS	665,000	262,642	(402,358)
040	MATERIALS & SUPPLIES	680,300	606,678	(73,622)
06F	FACILITIES MAINTENANCE	200,000	330,000	130,000
081	SERVICES OF OTHER DEPTS	4,215,778	3,288,636	(927,142)
Total Uses by Character		35,369,580	32,921,846	(2,447,734)

Reserved Appropriations

CONTROLLER RESERVES:

OPERATING: 1G AGF AAA:

001	SALARIES		1,284,999	1,284,999
013	MANDATORY FRINGE BENEFITS		497,455	497,455
SUB-TOTAL CONTROLLER RESERVES		0	1,782,454	1,782,454
Total Reserved Appropriations			1,782,454	1,782,454

Department: JUV : JUVENILE PROBATION

2009-2010 Original Budget	2010-2011 Proposed	2010-2011 vs 2009-2010
---------------------------------	-----------------------	---------------------------

Sources of Funds Detail by Subobject

40156	JUVENILE PROBATION TITLE IV-E(FOST.CARE)	1,343,294	1,403,294	60,000
44925	FED MILK & FOOD PROGRAM	206,334	206,334	0
45161	STATE-GROUP HOME MONTHLY VISITS	253,879	253,879	0
48999	OTHER STATE GRANTS & SUBVENTIONS	5,104,722	3,941,019	(1,163,703)
60699	OTHER PUBLIC SAFETY CHARGES	34,000	34,000	0
69911	ADOPTION PROGRAM CHARGES	5,000	5,000	0
99999B	BEGINNING FUND BALANCE-BUDGET BASIS		156,187	156,187
GFS (1)	GENERAL FUND SUPPORT	28,422,351	26,922,133	(1,500,218)
Total Sources of Funds		35,369,580	32,921,846	(2,447,734)

(1) This figure represents the nondepartmental (citywide) general fund revenues required to support the department's operations.

Uses of Funds Detail Appropriation

OPERATING:

1G AGF AAA: GF-NON-PROJECT-CONTROLLED

001	SALARIES	16,637,558	15,526,454	(1,111,104)
013	MANDATORY FRINGE BENEFITS	6,156,937	5,939,303	(217,634)
021	NON PERSONNEL SERVICES	3,134,951	3,377,990	243,039
040	MATERIALS & SUPPLIES	618,500	516,847	(101,653)
081	SERVICES OF OTHER DEPTS	3,570,858	3,272,390	(298,468)
SUB-TOTAL 1G AGF AAA		30,118,804	28,632,984	(1,485,820)
SUB-TOTAL OPERATING		30,118,804	28,632,984	(1,485,820)

ANNUAL PROJECTS:

1G AGF AAP: GF-ANNUAL PROJECT

FJV267	HVR-MISC FAC MAINT PROJ		20,000	20,000
FJV311	YGC-MISC FAC MAINT PROJ	200,000	250,000	50,000
FJV312	LCR-MISC FAC MAINT PROJ		60,000	60,000
PJV025	JUVENILE PROBATION & CAMPS FUNDING	2,917,155	2,597,711	(319,444)
PJV026	JUVENILE PROBATION & CAMPS FUNDING	152,000	48,046	(103,954)
SUB-TOTAL 1G AGF AAP		3,269,155	2,975,757	(293,398)
SUB-TOTAL ANNUAL PROJECTS		3,269,155	2,975,757	(293,398)

Department: JUV : JUVENILE PROBATION

2009-2010 Original Budget	2010-2011 Proposed	2010-2011 vs 2009-2010
---------------------------------	-----------------------	---------------------------

Uses of Funds Detail Appropriation

CONTINUING PROJECTS:				
2S PPF PDN: SFPD-NARC FORF & ASSET SEIZURE FUND				
PPCNFF	NARC FORFEITURE & ASSET SEIZURE		156,187	156,187
	SUB-TOTAL 2S PPF PDN	0	156,187	156,187
	SUB-TOTAL CONTINUING PROJECTS	0	156,187	156,187
GRANTS:				
2S PPF GNC: GRANTS; NON-PROJECT; CONTINUING				
JVSTCO	JUV PROB-CBOC STANDARDS & TRAINING GRANT	102,510	102,510	0
JVYOBG	YOUTHFUL OFFENDER BLOCK GRANT	1,879,111	1,054,408	(824,703)
	SUB-TOTAL 2S PPF GNC	1,981,621	1,156,918	(824,703)
	SUB-TOTAL GRANTS	1,981,621	1,156,918	(824,703)
Total Uses of Funds		35,369,580	32,921,846	(2,447,734)

Department: LLB : LAW LIBRARY

2009-2010 Original Budget	2010-2011 Proposed	2010-2011 vs 2009-2010
---------------------------------	-----------------------	---------------------------

Fund Summary

1G AGF	GENERAL FUND	705,954	731,360	25,406
Total Sources and Uses by Funds		705,954	731,360	25,406

Program Summary

EEA	LAW LIBRARY	705,954	731,360	25,406
Total Uses by Program		705,954	731,360	25,406

Character Summary

001	SALARIES	347,487	348,211	724
013	MANDATORY FRINGE BENEFITS	121,475	133,946	12,471
021	NON PERSONNEL SERVICES	17,275	17,275	0
040	MATERIALS & SUPPLIES	443	443	0
081	SERVICES OF OTHER DEPTS	219,274	231,485	12,211
Total Uses by Character		705,954	731,360	25,406

Reserved Appropriations

CONTROLLER RESERVES:

OPERATING: 1G AGF AAA:

001	SALARIES		25,901	25,901
013	MANDATORY FRINGE BENEFITS		9,963	9,963
SUB-TOTAL CONTROLLER RESERVES		0	35,864	35,864
Total Reserved Appropriations			35,864	35,864

Sources of Funds Detail by Subobject

GFS (1)	GENERAL FUND SUPPORT	705,954	731,360	25,406
Total Sources of Funds		705,954	731,360	25,406

(1) This figure represents the nondepartmental (citywide) general fund revenues required to support the department's operations.

Department: LLB : LAW LIBRARY

2009-2010 Original Budget	2010-2011 Proposed	2010-2011 vs 2009-2010
---------------------------------	-----------------------	---------------------------

Uses of Funds Detail Appropriation

OPERATING:				
1G AGF AAA: GF-NON-PROJECT-CONTROLLED				
001	SALARIES	347,487	348,211	724
013	MANDATORY FRINGE BENEFITS	121,475	133,946	12,471
021	NON PERSONNEL SERVICES	17,275	17,275	0
040	MATERIALS & SUPPLIES	443	443	0
081	SERVICES OF OTHER DEPTS	219,274	231,485	12,211
	SUB-TOTAL 1G AGF AAA	705,954	731,360	25,406
	SUB-TOTAL OPERATING	705,954	731,360	25,406
Total Uses of Funds		705,954	731,360	25,406

Department: MYR : MAYOR

2009-2010 Original Budget	2010-2011 Proposed	2010-2011 vs 2009-2010
---------------------------------	-----------------------	---------------------------

Fund Summary

1G AGF	GENERAL FUND	10,935,664	12,449,932	1,514,268
2S CDB	COMMUNITY DEVELOPMENT SPECIAL REV FUND	14,481,550		(14,481,550)
2S CFF	CONVENTION FACILITIES FUND	500,000	500,000	0
2S NDF	NEIGHBORHOOD DEVELOPMENT SPEC REV FD	1,701,262	631,208	(1,070,054)
Total Sources and Uses by Funds		27,618,476	13,581,140	(14,037,336)

Program Summary

FFC	AFFORDABLE HOUSING	16,848,812	1,297,208	(15,551,604)
FEA	CITY ADMINISTRATION	4,320,643	4,236,862	(83,781)
FAB	COMMUNITY INVESTMENT	1,204,555	1,370,597	166,042
CGD	CRIMINAL JUSTICE	312,283	8,051	(304,232)
CAN	HOMELESS SERVICES	2,879,508	4,927,627	2,048,119
FAJ	NEIGHBORHOOD SERVICES	760,812	524,363	(236,449)
FEY	PUBLIC POLICY & FINANCE	1,291,863	1,216,432	(75,431)
Total Uses by Program		27,618,476	13,581,140	(14,037,336)

Character Summary

001	SALARIES	4,278,404	3,565,256	(713,148)
013	MANDATORY FRINGE BENEFITS	1,726,011	1,649,928	(76,083)
021	NON PERSONNEL SERVICES	1,354,751	1,419,427	64,676
038	CITY GRANT PROGRAMS	9,721,138	6,210,362	(3,510,776)
039	OTHER SUPPORT & CARE OF PERSONS	1,113,280		(1,113,280)
040	MATERIALS & SUPPLIES	45,200	43,689	(1,511)
081	SERVICES OF OTHER DEPTS	9,379,692	692,478	(8,687,214)
Total Uses by Character		27,618,476	13,581,140	(14,037,336)

Reserved Appropriations

CONTROLLER RESERVES:

OPERATING: 1G AGF AAA:

001	SALARIES		174,046	174,046
-----	----------	--	---------	---------

Department: MYR : MAYOR

2009-2010 Original Budget	2010-2011 Proposed	2010-2011 vs 2009-2010
---------------------------------	-----------------------	---------------------------

Reserved Appropriations

CONTROLLER RESERVES:

OPERATING: 1G AGF AAA:

013	MANDATORY FRINGE BENEFITS		83,224	83,224
	SUB-TOTAL CONTROLLER RESERVES	0	257,270	257,270
Total Reserved Appropriations			257,270	257,270

Sources of Funds Detail by Subobject

12210	HOTEL ROOM TAX	500,000	500,000	0
44539	ARRA-FEDERAL DIRECT	14,481,550		(14,481,550)
44939	FEDERAL DIRECT GRANT	1,113,280		(1,113,280)
45511	HEALTH/WELFARE SALES TAX ALLOCATION	799,700	749,300	(50,400)
45621	MOTOR VEH LIC FEE-REALIGNMENT FUND	18,900	17,800	(1,100)
865CH	EXP REC FR CHILD;YOUTH & FAM (AAO)	166,529	366,529	200,000
865DA	EXP REC FR DISTRICT ATTORNEY (AAO)	22,000	22,000	0
865ED	EXP REC FR EMERGENCY COMM. DEPT.	46,107	46,107	0
865HC	EXP REC FR COMM HEALTH SERVICE (AAO)	319,399	1,804,604	1,485,205
865PC	EXP REC FR POLICE COMMISSION (AAO)	94,620	94,620	0
865PD	EXP REC FR PUBLIC DEFENDER (AAO)	22,000	22,000	0
865PO	EXP REC FR PORT COMMISSION (AAO)	14,532	14,532	0
865PT	EXP REC FR PUBLIC TRANSPORTATION(AAO)	181,110	181,110	0
865PW	EXP REC FR PUBLIC WORKS (AAO)	28,728	103,728	75,000
865RP	EXP REC FR REC & PARK (AAO)	17,237	17,237	0
865SS	EXP REC FR HUMAN SERVICES (AAO)	3,058,915	3,611,704	552,789
865UC	EXP REC FR PUC (AAO)	266,757	266,757	0
87599	EXP REC-UNALLOCATED (NON-AAO FDS)	680,959	580,959	(100,000)
99999B	BEGINNING FUND BALANCE-BUDGET BASIS	587,982	631,208	43,226
GFS (1)	GENERAL FUND SUPPORT	5,198,171	4,550,945	(647,226)
Total Sources of Funds		27,618,476	13,581,140	(14,037,336)

(1) This figure represents the nondepartmental (citywide) general fund revenues required to support the department's operations.

Uses of Funds Detail Appropriation

OPERATING:

Department: MYR : MAYOR

2009-2010 Original Budget	2010-2011 Proposed	2010-2011 vs 2009-2010
---------------------------------	-----------------------	---------------------------

Uses of Funds Detail Appropriation

OPERATING:

1G AGF AAA: GF-NON-PROJECT-CONTROLLED

001	SALARIES	2,986,234	2,288,978	(697,256)
013	MANDATORY FRINGE BENEFITS	1,232,510	1,097,556	(134,954)
021	NON PERSONNEL SERVICES	208,201	133,001	(75,200)
038	CITY GRANT PROGRAMS	110,125	275,000	164,875
040	MATERIALS & SUPPLIES	45,200	43,689	(1,511)
081	SERVICES OF OTHER DEPTS	585,816	629,224	43,408
	SUB-TOTAL 1G AGF AAA	5,168,086	4,467,448	(700,638)
	SUB-TOTAL OPERATING	5,168,086	4,467,448	(700,638)

ANNUAL PROJECTS:

1G AGF AAP: GF-ANNUAL PROJECT

PMOLSO	MOCDD LEGAL SERVICES & INFO OUTREACH	813,428	814,595	1,167
PMOSIF	IMMIGRATION COMM RESPONSE NETWORK	196,002	196,002	0
PMOSOE	SANCTUARY OUTREACH EDUCATION	85,000	85,000	0
PMY024	MAYOR'S SPECIAL/PROTOCOL FUNDS	25,000	25,000	0
	SUB-TOTAL 1G AGF AAP	1,119,430	1,120,597	1,167
	SUB-TOTAL ANNUAL PROJECTS	1,119,430	1,120,597	1,167

CONTINUING PROJECTS:

1G AGF ACP: GF-CONTINUING PROJECTS

PGEQCT	PUBLIC SAFETY PROJECTS	30,000	5,000	(25,000)
	SUB-TOTAL 1G AGF ACP	30,000	5,000	(25,000)

2S CFF LIH: CONV FAC FD-LOW INCOME HOUSING PROGRAM

PMOHTR	HOTEL TAX-RENT SUPPLEMENT ORDINANCE 2-98	500,000	500,000	0
	SUB-TOTAL 2S CFF LIH	500,000	500,000	0

2S NDF AHF: AFFORDABLE HOUSING FUND-FEES

PMOAHF	AFFORDABLE HOUSING FUND-MOH	587,982	631,208	43,226
	SUB-TOTAL 2S NDF AHF	587,982	631,208	43,226
	SUB-TOTAL CONTINUING PROJECTS	1,117,982	1,136,208	18,226

Department: MYR : MAYOR

2009-2010 Original Budget	2010-2011 Proposed	2010-2011 vs 2009-2010
---------------------------------	-----------------------	---------------------------

Uses of Funds Detail Appropriation

GRANTS:				
2S CDB ARA: AMERICAN RECOVERY AND REINVESTMENT ACT				
MOHCDR	CDBG RECOVERY ACT FUNDS	5,723,770		(5,723,770)
MOHPRP	HOMELESS PREV.&RAPID RE-HSG RECOVERY ACT	8,757,780		(8,757,780)
SUB-TOTAL 2S CDB ARA		14,481,550	0	(14,481,550)
2S NDF FNR: FED NON-RECURRING GRANT				
MOSP03	MOH SPG 149 MASON B-08-NI-CA-0004	588,000		(588,000)
MOSP04	MOH SPG DOLORES HOTEL B-08-SP-CA-0498	525,280		(525,280)
SUB-TOTAL 2S NDF FNR		1,113,280	0	(1,113,280)
SUB-TOTAL GRANTS		15,594,830	0	(15,594,830)
WORK ORDERS/OVERHEAD:				
1G AGF WOF: GENERAL FUND WORK ORDER FUND				
MYR01	OFFICE OF THE MAYOR	1,738,640	1,929,260	190,620
MYR17	HOUSING/NEIGHBORHOODS	2,879,508	4,927,627	2,048,119
SUB-TOTAL 1G AGF WOF		4,618,148	6,856,887	2,238,739
SUB-TOTAL WORK ORDERS/OVERHEAD		4,618,148	6,856,887	2,238,739
Total Uses of Funds		27,618,476	13,581,140	(14,037,336)

Department: MTA : MUNICIPAL TRANSPORTATION AGENCY

2009-2010 Original Budget	2010-2011 Proposed	2010-2011 vs 2009-2010	2011-2012 Proposed	2011-2012 vs 2010-2011
---------------------------------	-----------------------	---------------------------	-----------------------	---------------------------

Fund Summary

5M AAA	MUNI-OPERATING FUND	654,356,051	636,204,279	(18,151,772)	653,009,915	16,805,636
5M SRF	MUNI-SPECIAL REVENUE FUND	704,301		(704,301)		
5N AAA	PTC-OPERATING FUND	103,537,037	100,883,097	(2,653,940)	101,848,746	965,649
5N OPF	OFF-STREET PARKING FUND	1,000,000		(1,000,000)		
5O AAA	TAXI COMMISSION-OPERATING FUND	3,091,024	2,875,593	(215,431)	2,894,118	18,525
5X OPF	OFF STREET PARKING OPERATING FUND	4,271,617	6,977,334	2,705,717	7,171,909	194,575
5Y AAA	BICYCLE OPERATING FUND	1,632,172	448,238	(1,183,934)	458,705	10,467
5Z AAA	PEDESTRIAN OPERATING FUND		149,575	149,575	154,095	4,520
Total Sources and Uses by Funds		768,592,202	747,538,116	(21,054,086)	765,537,488	17,999,372

Program Summary

BEV	ACCESSIBLE SERVICES	21,625,361	21,526,517	(98,844)	21,550,630	24,113
BE1	ADMINISTRATION	67,625,166	56,064,127	(11,561,039)	57,191,136	1,127,009
BEG	AGENCY WIDE EXPENSES	104,415,585	122,831,329	18,415,744	126,222,948	3,391,619
BE4	CUSTOMER SERVICE	1,292,649		(1,292,649)		
BEB	DEVELOPMENT AND PLANNING	1,632,172	597,817	(1,034,355)	612,803	14,986
BE2	PARKING & TRAFFIC	74,692,386	70,825,084	(3,867,302)	72,892,259	2,067,175
BE5	PARKING GARAGES & LOTS	5,271,617	6,977,334	1,705,717	7,171,909	194,575
BEN	RAIL & BUS SERVICES	433,578,179	410,255,637	(23,322,542)	422,652,727	12,397,090
BE3	SECURITY, SAFETY, TRAINING & ENFORCEMENT	55,368,063	55,584,678	216,615	54,348,958	(1,235,720)
BE6	TAXI SERVICES	3,091,024	2,875,593	(215,431)	2,894,118	18,525
Total Uses by Program		768,592,202	747,538,116	(21,054,086)	765,537,488	17,999,372

Character Summary

001	SALARIES	345,905,427	311,080,279	(34,825,148)	309,295,782	(1,784,497)
013	MANDATORY FRINGE BENEFITS	150,095,411	153,401,563	3,306,152	166,710,563	13,309,000
020	OVERHEAD	59,440,727	54,158,117	(5,282,610)	55,731,633	1,573,516
021	NON PERSONNEL SERVICES	150,797,317	164,939,370	14,142,053	168,588,773	3,649,403
040	MATERIALS & SUPPLIES	65,491,438	66,697,413	1,205,975	71,725,010	5,027,597
060	CAPITAL OUTLAY		3,444,871	3,444,871	1,287,150	(2,157,721)
070	DEBT SERVICE	4,121,275	2,693,805	(1,427,470)	2,690,660	(3,145)
079	ALLOCATED CHARGES	(11,820,882)	(13,300,000)	(1,479,118)	(13,342,301)	(42,301)
081	SERVICES OF OTHER DEPTS	63,807,162	58,372,828	(5,434,334)	58,377,809	4,981

Department: MTA : MUNICIPAL TRANSPORTATION AGENCY

2009-2010 Original Budget	2010-2011 Proposed	2010-2011 vs 2009-2010	2011-2012 Proposed	2011-2012 vs 2010-2011
---------------------------------	-----------------------	---------------------------	-----------------------	---------------------------

Character Summary

091	OPERATING TRANSFERS OUT	16,315,876	20,944,618	4,628,742	31,221,077	10,276,459
095	INTRAFUND TRANSFERS OUT	51,748,928	11,066,508	(40,682,420)	11,397,043	330,535
ELU	TRANSFER ADJUSTMENTS-USES	(127,310,477)	(85,961,256)	41,349,221	(98,145,711)	(12,184,455)
Total Uses by Character		768,592,202	747,538,116	(21,054,086)	765,537,488	17,999,372

Reserved Appropriations

CONTROLLER RESERVES:

OPERATING: 5M AAA AAA:

021	NON PERSONNEL SERVICES	11,500,000		(11,500,000)		
040	MATERIALS & SUPPLIES	23,000	10,000,000	9,977,000	10,000,000	

CONTINUING PROJECTS: 5M AAA ACP:

FPT201	TRACKS/ROADBED-REPAIRS & RESTOR	1,500,000		(1,500,000)		
GPT163	VEHICLES; MATERIALS AND SUPPLIES	500,000		(500,000)		

CONTINUING PROJECTS: 5N AAA ACP:

PPK005	PARKING GUIDANCE SYSTEM	1,500,000		(1,500,000)		
--------	-------------------------	-----------	--	-------------	--	--

SUB-TOTAL CONTROLLER RESERVES

SUB-TOTAL CONTROLLER RESERVES		15,023,000	10,000,000	(5,023,000)	10,000,000	
Total Reserved Appropriations		15,023,000	10,000,000	(5,023,000)	10,000,000	

Sources of Funds Detail by Subobject

20230	TAXI PERMIT FEES	2,784,639	2,966,297	181,658	3,066,297	100,000
20231	TAXI MEDALLION SALES	15,000,000	10,000,000	(5,000,000)	10,000,000	
20235	TAXI WRAP - DRIVERS FUND	5,362	5,362		5,362	
20330	NEIGHBORHOOD PARKING PERMITS	6,340,947	9,140,947	2,800,000	9,490,947	350,000
20331	SPECIAL TRAFFIC PERMIT	637,500	637,500		637,500	
25111	RED LIGHT FINE - CAMERA VIOLATION	1,860,000	1,860,000		1,860,000	
25112	RED LIGHT FINE - POLICE TICKET ISSUANCE	590,000	690,000	100,000	690,000	
25120	TRAFFIC FINES - PARKING	101,384,000	99,184,000	(2,200,000)	104,184,000	5,000,000
25130	TRAFFIC FINES - BOOT PROGRAM	966,000	966,000		966,000	
25305	PROOF OF PAYMENT FEES	207,195	207,195		207,195	
30150	INTEREST EARNED - POOLED CASH	4,760,000	2,380,000	(2,380,000)	2,760,000	380,000
35110	PARKING METER COLLECTIONS	41,585,603	38,843,517	(2,742,086)	43,672,889	4,829,372
35111	PARKING METER CARD	1,029,276	1,029,276		1,029,276	

Department: MTA : MUNICIPAL TRANSPORTATION AGENCY

2009-2010 Original Budget	2010-2011 Proposed	2010-2011 vs 2009-2010	2011-2012 Proposed	2011-2012 vs 2010-2011
---------------------------------	-----------------------	---------------------------	-----------------------	---------------------------

Sources of Funds Detail by Subobject

35112	PARKING CARD METER REV-VENDORS	670,854	670,854		670,854	
35211	GOLDEN GATEWAY GARAGE	4,152,619	4,160,109	7,490	4,201,472	41,363
35212	LOMBARD GARAGE	342,480	124,415	(218,065)	125,974	1,559
35213	MISSION BARTLETT GARAGE	454,735	493,097	38,362	508,713	15,616
35214	MOSCONE CENTER GARAGE	1,502,128	1,570,774	68,646	1,587,468	16,694
35215	PERFORMING ARTS GARAGE	1,072,487	787,509	(284,978)	776,930	(10,579)
35216	POLK-BUSH GARAGE	205,467	50,330	(155,137)	50,733	403
35217	SEVENTH & HARRISON LOT	109,386	166,688	57,302	168,273	1,585
35218	ST. MARY'S GARAGE	1,143,727	1,097,294	(46,433)	1,094,621	(2,673)
35220	VALLEJO ST. GARAGE	413,390	379,476	(33,914)	383,270	3,794
35221	NORTH BEACH GARAGE	919,784	840,660	(79,124)	849,890	9,230
35223	SUTTER-STOCKTON GARAGE-UPTOWN PKG.	7,273,264	6,227,209	(1,046,055)	6,276,550	49,341
35227	SFGH CAMPUS GARAGE	1,060,507	952,524	(107,983)	961,595	9,071
35230	LOMBARD POST OFFICE	585,269	288,263	(297,006)	296,911	8,648
35232	EMPLOYEE PARKING		3,049,304	3,049,304	8,417,316	5,368,012
35233	16TH & HOFF PARKING GARAGE REVENUE		2,949	2,949	32,188	29,239
35234	1660 MISSION STREET GARAGE		6,979	6,979	6,993	14
35241	MOSCONE RETAIL	200,000	28,393	(171,607)	29,813	1,420
35242	PERFORMING ARTS RETAIL	1,060,507	133,258	(927,249)	137,256	3,998
35249	JAPAN CENTER GARAGES	1,143,404	1,409,909	266,505	1,390,545	(19,364)
35282	5TH & MISSION GARAGE	8,506,735	9,036,314	529,579	9,045,075	8,761
35283	ELLIS-O'FARRELL GARAGE	1,125,805	1,533,849	408,044	1,539,273	5,424
35284	POLK BUSH RETAIL	76,715	75,222	(1,493)	77,479	2,257
35285	VALLEJO RETAIL	69,819	75,226	5,407	77,483	2,257
39899	OTHER CITY PROPERTY RENTALS	2,083,869	2,112,998	29,129	2,116,019	3,021
41101	TRANSIT OPERATING ASSISTANCE(FEDERAL)	3,921,868	3,921,868		3,721,868	(200,000)
46219	GAS TAX ADJUSTMENT BETWEEN DPW & MTA	2,949,378	2,949,378		2,949,378	
47101	STATE SALES TAX(AB1107)	28,031,267	25,181,889	(2,849,378)	25,281,889	100,000
49101	TDA SALES TAX-OPERATING	29,954,460	29,936,551	(17,909)	29,929,460	(7,091)
49102	SF TRANSPORTATION AUTHORITY	9,670,000	9,670,000		9,670,000	
49103	BART ADA	1,250,000	1,250,000		1,250,000	
49104	BRIDGE TOLLS-OPERATING	1,390,314	890,314	(500,000)	890,314	
49105	STA-OPERATING		35,900,000	35,900,000	31,400,000	(4,500,000)
49999	OTHER LOCAL/REGIONAL GRANTS	2,300,000	1,000,000	(1,300,000)	1,800,000	800,000
60199	OTHER GENERAL GOVERNMENT CHARGES	329,359	329,359		329,359	
60611	PUBLIC PASSENGER MOTOR VEHICLE	428,341	428,341		428,341	

Department: MTA : MUNICIPAL TRANSPORTATION AGENCY

2009-2010 Original Budget	2010-2011 Proposed	2010-2011 vs 2009-2010	2011-2012 Proposed	2011-2012 vs 2010-2011
---------------------------------	-----------------------	---------------------------	-----------------------	---------------------------

Sources of Funds Detail by Subobject

60652	STREET CLOSING FEE	114,700	114,700		114,700	
60687	CONTRACTOR'S PER TOW FEE	1,337,711	1,337,711		1,352,711	15,000
60688	ABANDONED VEHICLE FEE	485,000	485,000		485,000	
60689	TOW SURCHARGE FEE	5,122,000	5,122,000		5,122,000	
66101	ADULT MONTHLY PASS	74,222,000	71,222,000	(3,000,000)	75,622,000	4,400,000
66102	REGIONAL TRANSIT STICKER	1,588,492	1,588,492		1,588,492	
66103	MUNI FEEDER SERVICE TO BART STATIONS	2,400,000	2,400,000		2,400,000	
66104	YOUTH MONTHLY PASS	4,752,058	4,752,058		4,752,058	
66105	SENIOR MONTHLY PASS	5,487,770	5,487,770		5,487,770	
66109	CLASS PASS STICKER	1,125,000	1,125,000		1,125,000	
66201	1 DAY PASSPORT-CABLE CAR	6,183,410	6,183,410		6,183,410	
66203	3 DAY PASSPORT-CABLE CAR	3,852,434	3,852,434		3,852,434	
66207	7 DAY PASSPORT-CABLE CAR	1,899,228	1,899,228		1,899,228	
66222	SINGLE RIDE CABLE CAR TICKET	4,125,386	4,125,386		4,125,386	
66295	CABLE CAR CASH - CONDUCTORS	9,888,001	9,888,001		9,888,001	
66301	TRANSIT CASH FARES	61,671,702	61,471,702	(200,000)	61,471,702	
66302	BART/MUNI TRANSFERS	927,496	927,496		927,496	
66304	DISCOUNT SINGLE RIDE TICKET BOOKLET	82,127	82,127		82,127	
66401	TRANSIT SPECIAL SERVICE	1,885	1,885		1,885	
66501	TRANSIT ADVERTISING	13,835,000	14,335,000	500,000	14,335,000	
66601	TRANSIT TOKENS	800,000	800,000		800,000	
66701	PARATRANSIT REVENUE	2,100,000	1,900,000	(200,000)	1,900,000	
66999	MISC TRANSIT OPERATING REVENUES	221,432	221,432		221,432	
69901	CUSTOMER SVC TRANSACTION FEES		648,000	648,000	648,000	
69902	ONLINE COMPUTER TRANSACTION FEES		552,000	552,000	552,000	
76251	SALE OF SCRAP AND WASTE	3,200	3,200		3,200	
865AD	EXP REC FR ADMINISTRATIVE SERVICES (AAO)		103,000	103,000	103,000	
865CA	EXP REC FR ADM (AAO)	155,000	135,000	(20,000)	135,000	
865ER	EXP REC FR EMERGENCY COMMUNICATIONS(AAO)	500	500		500	
865EV	EXP REC FR ENVIRONMENT (AAO)	409,205	77,407	(331,798)	77,407	
865PC	EXP REC FR POLICE COMMISSION (AAO)	10,000	10,000		10,000	
865PO	EXP REC FR PORT COMMISSION (AAO)	487,458	845,000	357,542	848,000	3,000
865PW	EXP REC FR PUBLIC WORKS (AAO)	50,000	50,000		50,000	
865RG	EXP REC FR REGISTRAR OF VOTERS (AAO)	70,496	45,151	(25,345)	45,151	
865SS	EXP REC FR HUMAN SERVICES (AAO)	1,176,231	1,176,231		1,176,231	
865UC	EXP REC FR PUC (AAO)	72,409	72,409		72,409	

Department: MTA : MUNICIPAL TRANSPORTATION AGENCY

2009-2010 Original Budget	2010-2011 Proposed	2010-2011 vs 2009-2010	2011-2012 Proposed	2011-2012 vs 2010-2011
---------------------------------	-----------------------	---------------------------	-----------------------	---------------------------

Sources of Funds Detail by Subobject

87599	EXP REC-UNALLOCATED (NON-AAO FDS)	59,245,673	53,942,130	(5,303,543)	55,519,591	1,577,461
9301G	OTI FR 1G-GENERAL FUND	51,298,000	52,200,000	902,000	53,140,000	940,000
9301H	OTI FR 1G FOR PRIOR YR ADJ		2,090,000	2,090,000		(2,090,000)
9305M	OTI FR 5M-MUNI RAILWAY FUNDS	16,315,876		(16,315,876)		
9305N	OTI FR 5N-PARKING & TRAFFIC FUNDS		10,277,575	10,277,575	20,615,195	10,337,620
9305O	OTI FR 5O-TAXI COMMISSION FUND		10,524,407	10,524,407	10,605,882	81,475
9305P	OTI FR 5P-PORT COMMISSION FUND	583,989	583,989		583,989	
9305X	OTI FR 5X - PARKING GARAGES FUNDS		142,636	142,636		(142,636)
9505M	ITI FR 5M-PTC-MUNI RAILWAY FUNDS	35,752,552	170,000	(35,582,552)	250,000	80,000
9505N	ITI FR 5N-PARKING & TRAFFIC FUNDS	15,996,376	10,896,508	(5,099,868)	11,147,043	250,535
99999B	BEGINNING FUND BALANCE-BUDGET BASIS	42,204,422		(42,204,422)		
ELIMSD	TRANSFER ADJUSTMENTS-SOURCES	(127,310,477)	(85,961,256)	41,349,221	(98,145,711)	(12,184,455)
GFS (1)	GENERAL FUND SUPPORT	178,300,000	174,990,000	(3,310,000)	177,320,000	2,330,000
Total Sources and Uses by Funds		768,592,202	747,538,116	(21,054,086)	765,537,488	17,999,372

(1) This figure represents the nondepartmental (citywide) general fund revenues required to support the department's operations.

Uses of Funds Detail Appropriation

OPERATING:

5M AAA AAA: MUNI-OPERATING-NON-PROJ-CONTROLLED FD

001	SALARIES	288,862,311	260,759,407	(28,102,904)	259,651,727	(1,107,680)
013	MANDATORY FRINGE BENEFITS	126,439,272	129,487,786	3,048,514	140,772,872	11,285,086
020	OVERHEAD	45,657,687	43,645,995	(2,011,692)	44,936,474	1,290,479
021	NON PERSONNEL SERVICES	116,089,385	127,438,749	11,349,364	128,991,350	1,552,601
040	MATERIALS & SUPPLIES	44,614,136	53,439,774	8,825,638	58,447,896	5,008,122
060	CAPITAL OUTLAY		1,652,355	1,652,355	909,375	(742,980)
079	ALLOCATED CHARGES	(5,906,399)	(4,664,248)	1,242,151	(4,664,248)	
081	SERVICES OF OTHER DEPTS	24,309,108	24,444,461	135,353	23,964,469	(479,992)
095	INTRAFUND TRANSFERS OUT	10,689,535		(10,689,535)		
ELU	TRANSFER ADJUSTMENTS-USES	(10,689,535)		10,689,535		
SUB-TOTAL 5M AAA AAA		640,065,500	636,204,279	(3,861,221)	653,009,915	16,805,636

5N AAA AAA: PTC-OPERATING-NON-PROJ-CONTROLLED FD

001	SALARIES	26,197,533	24,422,666	(1,774,867)	24,011,171	(411,495)
013	MANDATORY FRINGE BENEFITS	13,536,537	14,196,229	659,692	15,287,714	1,091,485

Department: MTA : MUNICIPAL TRANSPORTATION AGENCY

2009-2010 Original Budget	2010-2011 Proposed	2010-2011 vs 2009-2010	2011-2012 Proposed	2011-2012 vs 2010-2011
---------------------------------	-----------------------	---------------------------	-----------------------	---------------------------

Uses of Funds Detail Appropriation

OPERATING:

5N AAA AAA: PTC-OPERATING-NON-PROJ-CONTROLLED FD

020	OVERHEAD	11,214,026	6,358,697	(4,855,329)	6,936,538	577,841
021	NON PERSONNEL SERVICES	15,994,639	24,510,367	8,515,728	25,309,025	798,658
040	MATERIALS & SUPPLIES	1,266,133	4,343,366	3,077,233	4,343,366	
060	CAPITAL OUTLAY		1,341,375	1,341,375		(1,341,375)
070	DEBT SERVICE	2,144,499		(2,144,499)		
081	SERVICES OF OTHER DEPTS	12,740,812	11,223,811	(1,517,001)	11,223,811	
091	OPERATING TRANSFERS OUT		10,277,575	10,277,575	20,615,195	10,337,620
095	INTRAFUND TRANSFERS OUT	13,541,979	10,896,508	(2,645,471)	11,147,043	250,535
ELU	TRANSFER ADJUSTMENTS-USES	(13,541,979)	(21,174,083)	(7,632,104)	(31,762,238)	(10,588,155)
	SUB-TOTAL 5N AAA AAA	83,094,179	86,396,511	3,302,332	87,111,625	715,114

5N AAA RDN: PTC-OPERATING-GAS TAX FUND

001	SALARIES	8,704,216	7,872,158	(832,058)	7,817,497	(54,661)
013	MANDATORY FRINGE BENEFITS	2,685,434	2,778,428	92,994	3,070,131	291,703
020	OVERHEAD	1,594,408	2,569,998	975,590	2,631,341	61,343
021	NON PERSONNEL SERVICES	537,007	501,760	(35,247)	535,211	33,451
040	MATERIALS & SUPPLIES	2,166,933	3,708,252	1,541,319	3,713,727	5,475
060	CAPITAL OUTLAY		383,250	383,250	377,775	(5,475)
070	DEBT SERVICE	285,393		(285,393)		
079	ALLOCATED CHARGES		(2,342,986)	(2,342,986)	(2,388,936)	(45,950)
081	SERVICES OF OTHER DEPTS	1,644,858	1,665,816	20,958	1,682,282	16,466
ELU	TRANSFER ADJUSTMENTS-USES	(5,229,637)	(2,650,090)	2,579,547	(2,701,907)	(51,817)
	SUB-TOTAL 5N AAA RDN	12,388,612	14,486,586	2,097,974	14,737,121	250,535

5O AAA AAA: TAXI COMMISS-OPER-NON-PROJ-CONTROLLED FD

001	SALARIES	625,077	583,766	(41,311)	577,056	(6,710)
013	MANDATORY FRINGE BENEFITS	266,906	286,500	19,594	313,611	27,111
020	OVERHEAD	274,493	223,508	(50,985)	229,572	6,064
021	NON PERSONNEL SERVICES	564,294	553,344	(10,950)	553,344	
040	MATERIALS & SUPPLIES	35,000	57,000	22,000	72,000	15,000
060	CAPITAL OUTLAY		25,185	25,185		(25,185)
081	SERVICES OF OTHER DEPTS	1,325,254	1,146,290	(178,964)	1,148,535	2,245
091	OPERATING TRANSFERS OUT		10,524,407	10,524,407	10,605,882	81,475
095	INTRAFUND TRANSFERS OUT	15,427,318		(15,427,318)		

Department: MTA : MUNICIPAL TRANSPORTATION AGENCY

2009-2010 Original Budget	2010-2011 Proposed	2010-2011 vs 2009-2010	2011-2012 Proposed	2011-2012 vs 2010-2011
---------------------------------	-----------------------	---------------------------	-----------------------	---------------------------

Uses of Funds Detail Appropriation

OPERATING:

50 AAA AAA: TAXI COMMISS-OPER-NON-PROJ-CONTROLLED FD

ELU	TRANSFER ADJUSTMENTS-USES	(15,427,318)	(10,524,407)	4,902,911	(10,605,882)	(81,475)
	SUB-TOTAL 50 AAA AAA	3,091,024	2,875,593	(215,431)	2,894,118	18,525

5X OPF AAA: OFF-STREET PARKING OPERATING-NON PROJ

001	SALARIES	912,890	902,400	(10,490)	903,101	701
013	MANDATORY FRINGE BENEFITS	269,204	308,989	39,785	345,896	36,907
020	OVERHEAD	528,483	1,275,169	746,686	910,990	(364,179)
021	NON PERSONNEL SERVICES	157,987	928,493	770,506	1,443,396	514,903
040	MATERIALS & SUPPLIES	7,588	11,849	4,261	11,849	
070	DEBT SERVICE	1,691,383	2,693,805	1,002,422	2,690,660	(3,145)
081	SERVICES OF OTHER DEPTS	704,082	856,629	152,547	866,017	9,388
091	OPERATING TRANSFERS OUT	16,315,876	142,636	(16,173,240)		(142,636)
095	INTRAFUND TRANSFERS OUT	2,454,397		(2,454,397)		
ELU	TRANSFER ADJUSTMENTS-USES	(18,770,273)	(142,636)	18,627,637		142,636
	SUB-TOTAL 5X OPF AAA	4,271,617	6,977,334	2,705,717	7,171,909	194,575

5Y AAA AAA: BICYCLE OPERATING-NON PROJ-CONTROLLED FD

001	SALARIES	1,010,982	208,146	(802,836)	208,148	2
013	MANDATORY FRINGE BENEFITS	295,892	68,987	(226,905)	77,484	8,497
020	OVERHEAD	171,630	84,750	(86,880)	86,718	1,968
021	NON PERSONNEL SERVICES	133,293	71,585	(61,708)	71,585	
040	MATERIALS & SUPPLIES	9,158	9,000	(158)	9,000	
081	SERVICES OF OTHER DEPTS	11,217	5,770	(5,447)	5,770	
	SUB-TOTAL 5Y AAA AAA	1,632,172	448,238	(1,183,934)	458,705	10,467

5Y AAA PSF: BICYCLE PERSONNEL FUND

021	NON PERSONNEL SERVICES		61,051	61,051	61,051	
079	ALLOCATED CHARGES		(61,051)	(61,051)	(61,051)	
	SUB-TOTAL 5Y AAA PSF					

5Z AAA AAA: PEDESTRIAN OPERATING-NON PROJ-CONTROLLED

001	SALARIES		113,038	113,038	113,038	
013	MANDATORY FRINGE BENEFITS		36,537	36,537	41,057	4,520
	SUB-TOTAL 5Z AAA AAA		149,575	149,575	154,095	4,520
	SUB-TOTAL OPERATING	744,543,104	747,538,116	2,995,012	765,537,488	17,999,372

Department: MTA : MUNICIPAL TRANSPORTATION AGENCY

2009-2010 Original Budget	2010-2011 Proposed	2010-2011 vs 2009-2010	2011-2012 Proposed	2011-2012 vs 2010-2011
---------------------------------	-----------------------	---------------------------	-----------------------	---------------------------

Uses of Funds Detail Appropriation

CONTINUING PROJECTS:

5M AAA ACP: MUNI-CONTINUING PROJ-OPERATING FD

FPT201	TRACKS/ROADBED-REPAIRS & RESTOR	3,774,694	(3,774,694)
GPT115	MUNI IMPROVEMENT FUND	305,250	(305,250)
GPT163	VEHICLES; MATERIALS AND SUPPLIES	6,917,903	(6,917,903)
GPT174	TRANSLINK FARE INTEGRATION STUDY	1,474,188	(1,474,188)
GPT175	TRANSLINK CONSORTIUM	1,017,500	(1,017,500)
	SUB-TOTAL 5M AAA ACP	13,489,535	(13,489,535)

5N AAA ACP: PTC-CONTINUING PROJ-OPERATING FD

PPK003	LIVABLE STREETS PROGRAM	2,492,875	(2,492,875)
PPK005	PARKING GUIDANCE SYSTEM	5,561,371	(5,561,371)
	SUB-TOTAL 5N AAA ACP	8,054,246	(8,054,246)

5N OPF ACP: OFF-STREET PARKING-CONTINUING PROJECTS

GPK506	METER LOT & GARAGE MAINT. & REPAIR	1,000,000	(1,000,000)
	SUB-TOTAL 5N OPF ACP	1,000,000	(1,000,000)
	SUB-TOTAL CONTINUING PROJECTS	22,543,781	(22,543,781)

WORK ORDERS/OVERHEAD:

5M AAA OHF: MTA-GENERAL ADMINISTRATION OVERHEAD FUND

MTAAD	ATAS ADMINISTRATION	9,092,197	10,034,618	942,421	10,088,813	54,195
MTAAW	MTA AGENCY WIDE	(45,858,391)	(38,728,261)	7,130,130	(39,836,162)	(1,107,901)
MTABD	BOARD OF DIRECTORS	415,691	594,078	178,387	607,155	13,077
MTAED	ED EXECUTIVE DIRECTOR	10,981,360	986,250	(9,995,110)	998,369	12,119
MTAFA	FIT FINANCE & INFO TECH	20,695,534	22,373,120	1,677,586	23,365,936	992,816
MTASE	SSE SAFETY SECURITY & ENFORCEMENT	5,474,625	4,740,195	(734,430)	4,775,889	35,694
	SUB-TOTAL 5M AAA OHF	801,016		(801,016)		

5M SRF TID: MUNI-TRANSIT IMPACT DEV FUND

MTAFA	FIT FINANCE & INFO TECH	704,301	(704,301)
	SUB-TOTAL 5M SRF TID	704,301	(704,301)
	SUB-TOTAL WORK ORDERS/OVERHEAD	1,505,317	(1,505,317)

Total Uses of Funds		768,592,202	747,538,116	(21,054,086)	765,537,488	17,999,372
----------------------------	--	--------------------	--------------------	---------------------	--------------------	-------------------

Department: POL : POLICE

2009-2010 Original Budget	2010-2011 Proposed	2010-2011 vs 2009-2010
---------------------------------	-----------------------	---------------------------

Fund Summary

1G AGF	GENERAL FUND	395,991,816	397,739,737	1,747,921
2S PPF	PUBLIC PROTECTION SPECIAL REVENUE FUND	6,450,134	8,465,084	2,014,950
5A AAA	SFIA-OPERATING FUND	39,730,469	40,336,200	605,731
Total Sources and Uses by Funds		442,172,419	446,541,021	4,368,602

Program Summary

AC5	AIRPORT POLICE	39,730,469	40,336,200	605,731
ACB	INVESTIGATIONS	72,798,488	78,713,888	5,915,400
ACV	OFFICE OF CITIZEN COMPLAINTS	4,266,679	4,089,550	(177,129)
ACM	OPERATIONS AND ADMINISTRATION	61,935,005	61,514,312	(420,693)
ACX	PATROL	248,871,819	247,779,431	(1,092,388)
ACP	WORK ORDER SERVICES	14,569,959	14,107,640	(462,319)
Total Uses by Program		442,172,419	446,541,021	4,368,602

Character Summary

001	SALARIES	322,576,479	314,926,076	(7,650,403)
013	MANDATORY FRINGE BENEFITS	67,903,362	78,859,602	10,956,240
020	OVERHEAD	7,738		(7,738)
021	NON PERSONNEL SERVICES	11,727,266	15,349,970	3,622,704
038	CITY GRANT PROGRAMS	37,704	80,000	42,296
040	MATERIALS & SUPPLIES	4,974,248	4,968,850	(5,398)
060	CAPITAL OUTLAY	1,689,699	1,705,148	15,449
06F	FACILITIES MAINTENANCE	100,000	100,000	0
081	SERVICES OF OTHER DEPTS	33,155,923	30,551,375	(2,604,548)
Total Uses by Character		442,172,419	446,541,021	4,368,602

Reserved Appropriations

CONTROLLER RESERVES:

OPERATING: 1G AGF AAA:

001	SALARIES	7,407,089	20,046,387	12,639,298
-----	----------	-----------	------------	------------

Department: POL : POLICE

2009-2010 Original Budget	2010-2011 Proposed	2010-2011 vs 2009-2010
---------------------------------	-----------------------	---------------------------

Reserved Appropriations

CONTROLLER RESERVES:				
OPERATING: 1G AGF AAA:				
013	MANDATORY FRINGE BENEFITS	4,539,828	4,890,396	350,568
	SUB-TOTAL CONTROLLER RESERVES	11,946,917	24,936,783	12,989,866
Total Reserved Appropriations		11,946,917	24,936,783	12,989,866

Sources of Funds Detail by Subobject

20240	VEHICLE THEFT CRIMES-REVENUE	489,000	489,000	0
25110	TRAFFIC FINES - MOVING	960,000	975,000	15,000
25230	PROBATION COSTS	2,000	2,000	0
25930	TRAFFIC CODE LATE PENALTY	500,000	500,000	0
30150	INTEREST EARNED - POOLED CASH	47,800	47,800	0
44531	ARRA-FEDERAL PASS-THRU STATE/OTHER		420,153	420,153
44539	ARRA-FEDERAL DIRECT		122,262	122,262
44931	FEDERAL GRANTS PASS-THROUGH STATE/OTHER	659,680	1,059,924	400,244
44932	FED-NARC FORFEITURES & SEIZURES	350,000	450,000	100,000
44939	FEDERAL DIRECT GRANT	146,138	86,258	(59,880)
44951	STATE-NARC FORFEITURES & SEIZURES	454,000	404,000	(50,000)
45999	STATE REVENUE ADJUSTMENT SUBOBJECT	15,795	25,000	9,205
48311	PUBLIC SAFETY SALES TAX ALLOCATION	32,544,000	31,917,000	(627,000)
48917	VLF LOC. SAFETY/PROTECTION	44,366	29,170	(15,196)
48999	OTHER STATE GRANTS & SUBVENTIONS	100,000	500,000	400,000
60116	RECORDER-RE RECORDATION FEE	66,000	60,000	(6,000)
60186	FINGERPRINTING FEES	130,000	25,000	(105,000)
60197	10B ADM CODE OVERHEAD - POLICE	1,050,000	1,050,000	0
60602	AUCTIONEER	3,500	3,500	0
60604	CLOSING OUT SALE	500	500	0
60605	CAR PARK SOLICITATION	2,675	2,675	0
60609	MOBILE CATERER & PERMITS	10,000	10,000	0
60612	SECOND HAND DEALER GENERAL	9,000	9,000	0
60619	ALARM PERMIT	1,651,000	1,651,000	0
60629	FALSE ALARM RESPONSE FEE	650,000	650,000	0
60637	STREET SPACE	74,000	74,000	0
60693	POLICE SERVICE - HOUSING AUTHORITY	650,000	1,000,000	350,000

Department: POL : POLICE

2009-2010 Original Budget	2010-2011 Proposed	2010-2011 vs 2009-2010
---------------------------------	-----------------------	---------------------------

Sources of Funds Detail by Subobject

60694	POLICE ADM FEE - TRAFFIC OFFENDER PROG	966,969	954,124	(12,845)
60698	DUI EMERGENCY RESPONSE RECOVERY FEE	25,000	25,000	0
60699	OTHER PUBLIC SAFETY CHARGES	238,574	236,390	(2,184)
865AC	EXP REC FR AIRPORT (AAO)	8,000	8,000	0
865CA	EXP REC FR ADM (AAO)	776,809	423,990	(352,819)
865CF	EXP REC FR CONV FACILITIES MGMT (AAO)	75,000	75,000	0
865DA	EXP REC FR DISTRICT ATTORNEY (AAO)	129,500		(129,500)
865HC	EXP REC FR COMM HEALTH SERVICE (AAO)	60,000	60,000	0
865LB	EXP REC FR PUBLIC LIBRARY (AAO)	210,000	210,000	0
865PK	EXP REC FR PARKING & TRAFFIC (AAO)	9,292,482	9,292,482	0
865PO	EXP REC FR PORT COMMISSION (AAO)	578,349	578,349	0
865PT	EXP REC FR PUBLIC TRANSPORTATION(AAO)	2,212,867	2,212,867	0
865PW	EXP REC FR PUBLIC WORKS (AAO)	60,000	60,000	0
865SS	EXP REC FR HUMAN SERVICES (AAO)	145,635	145,635	0
865TY	EXP REC FR TAXICAB COMMISSION (AAO)	749,317	749,317	0
865UC	EXP REC FR PUC (AAO)	280,000	300,000	20,000
99999B	BEGINNING FUND BALANCE-BUDGET BASIS	865,812	1,219,003	353,191
ELIMSD	TRANSFER ADJUSTMENTS-SOURCES	39,730,469	40,336,200	605,731
GFS (1)	GENERAL FUND SUPPORT	345,158,182	348,091,422	2,933,240
Total Sources of Funds		442,172,419	446,541,021	4,368,602

(1) This figure represents the nondepartmental (citywide) general fund revenues required to support the department's operations.

Uses of Funds Detail Appropriation

OPERATING:

1G AGF AAA: GF-NON-PROJECT-CONTROLLED

001	SALARIES	276,882,249	268,879,822	(8,002,427)
013	MANDATORY FRINGE BENEFITS	55,696,047	65,645,905	9,949,858
021	NON PERSONNEL SERVICES	8,501,979	11,121,907	2,619,928
040	MATERIALS & SUPPLIES	4,804,898	4,733,790	(71,108)
060	CAPITAL OUTLAY	1,064,937	877,767	(187,170)
081	SERVICES OF OTHER DEPTS	31,675,738	29,028,169	(2,647,569)
SUB-TOTAL 1G AGF AAA		378,625,848	380,287,360	1,661,512

Department: POL : POLICE

2009-2010 Original Budget	2010-2011 Proposed	2010-2011 vs 2009-2010
---------------------------------	-----------------------	---------------------------

Uses of Funds Detail Appropriation

OPERATING:

5A AAA AAA: SFIA-OPERATING-NON-PROJ-CONTROLLED FD

001	SALARIES	30,146,098	30,089,293	(56,805)
013	MANDATORY FRINGE BENEFITS	9,584,371	10,246,907	662,536
	SUB-TOTAL 5A AAA AAA	39,730,469	40,336,200	605,731
	SUB-TOTAL OPERATING	418,356,317	420,623,560	2,267,243

ANNUAL PROJECTS:

1G AGF AAP: GF-ANNUAL PROJECT

FPCRNG	LAKE MERCED POLICE RANGE REPAIRS	366,000		(366,000)
IPC236	VAR LOC-MISC FAC MAINT PROJ	100,000	100,000	0
PPC038	FORENSIC MGMT SYSTEM PROJECT	389,195	416,380	27,185
PPC041	IT INVESTMENTS	294,591	1,294,591	1,000,000
PPC076	S.FRANCISCO SAFE;INC	690,000	690,000	0
PPCA14	PLES - HUD/OIG OPERATION SAFE HOME	254,125	250,125	(4,000)
	SUB-TOTAL 1G AGF AAP	2,093,911	2,751,096	657,185
	SUB-TOTAL ANNUAL PROJECTS	2,093,911	2,751,096	657,185

CONTINUING PROJECTS:

1G AGF ACP: GF-CONTINUING PROJECTS

PPC043	EARLY INTERVENTION SYSTEM	533,611	533,611	0
PRR023	POLICE 36% ALLOC REAL ESTATE REC FEE	168,487	60,030	(108,457)
	SUB-TOTAL 1G AGF ACP	702,098	593,641	(108,457)

2S PPF PDC: SFPD-CRIMINALISTICS LAB FUND

PPC035	SFPD CRIME LAB	2,000	2,000	0
	SUB-TOTAL 2S PPF PDC	2,000	2,000	0

2S PPF PDD: DVROS REIMBURSEMENT FUND

PPCDVR	DVROS DEVELOPMENT & MAINTENANCE FUND	160,000	39,060	(120,940)
	SUB-TOTAL 2S PPF PDD	160,000	39,060	(120,940)

2S PPF PDF: SFPD-AUTOMATED FINGERPRINT ID FUND

PPCFPR	AUTOMATED FINGERPRINT ID	1,500,000	1,500,000	0
	SUB-TOTAL 2S PPF PDF	1,500,000	1,500,000	0

Department: POL : POLICE

2009-2010 Original Budget	2010-2011 Proposed	2010-2011 vs 2009-2010
---------------------------------	-----------------------	---------------------------

Uses of Funds Detail Appropriation

CONTINUING PROJECTS:

2S PPF PDN: SFPD-NARC FORF & ASSET SEIZURE FUND

PPCNFF	NARC FORFEITURE & ASSET SEIZURE	1,573,407	2,106,743	533,336
SUB-TOTAL 2S PPF PDN		1,573,407	2,106,743	533,336

2S PPF PDO: TRAFFIC OFFENDER FUND

PPC033	S F TRAFFIC OFFENDER PROGRAM	966,969	954,124	(12,845)
SUB-TOTAL 2S PPF PDO		966,969	954,124	(12,845)

2S PPF PDP: SFPD-PEACE OFFICER TRAINING FUND

PPC037	SFPD ACADEMY/CONT. PROF. TRAINING CLASS	158,574	156,390	(2,184)
SUB-TOTAL 2S PPF PDP		158,574	156,390	(2,184)

2S PPF PDS: POLICE LAW ENFORCEMENT SERVICES

PPCA14	PLES - HUD/OIG OPERATION SAFE HOME	650,000	1,000,000	350,000
SUB-TOTAL 2S PPF PDS		650,000	1,000,000	350,000

2S PPF PDV: SFPD-VEHICLE THEFT CRIMES FUND

PPC027	VEHICLE THEFT CRIMES	489,000	489,000	0
SUB-TOTAL 2S PPF PDV		489,000	489,000	0

SUB-TOTAL CONTINUING PROJECTS		6,202,048	6,840,958	638,910
--------------------------------------	--	------------------	------------------	----------------

GRANTS:

2S PPF ARA: AMERICAN RECOVERY AND REINVESTMENT ACT

PCBRNR	BYRNE ANTI DRUG ABUSE ENFORCEMENT - ARRA		122,262	122,262
PCCMET	09-10 CEMA-CA.METH GRANT-ARRA		45,153	45,153
PCHT09	09 HUMAN TRAFFICKING GRANT		375,000	375,000
SUB-TOTAL 2S PPF ARA		0	542,415	542,415

2S PPF GNC: GRANTS; NON-PROJECT; CONTINUING

MYBYRN	BYRNE ANTI DRUG ABUSE ENFORCEMENT	95,596	168,071	72,475
MYFJAG	FEDERAL BYRNE JUSTICE ASSISTANCE GRANT	46,138	86,258	40,120
MYWSPG	WEED & SEED PROGRAM GRANT	100,000		(100,000)
PCABCO	ABC GALE	100,000	100,000	0
PCBELT	CA SEAT BELT COMPLIANCE ENFORCEMENT	10,000	225,000	215,000
PCGRIP	CEMA - CAL G.R.I.P. GRANT		400,000	400,000
PCOCCU	OTS OCCUPANT PROTECTION GRANT		207,644	207,644
PCOVER	COVERDELL TRAINING PROGRAM	59,661		(59,661)

Department: POL : POLICE

2009-2010 Original Budget	2010-2011 Proposed	2010-2011 vs 2009-2010
---------------------------------	-----------------------	---------------------------

Uses of Funds Detail Appropriation

GRANTS:				
2S PPF GNC: GRANTS; NON-PROJECT; CONTINUING				
PCSAFE	PROJECT SAFE - POLICE	494,423	362,209	(132,214)
PCSOBR	SOBRIETY CHECKPOINT MINIGRANT		97,000	97,000
SFCOPS	COPS PROGRAM -AB3229/AB1913	44,366	29,170	(15,196)
	SUB-TOTAL 2S PPF GNC	950,184	1,675,352	725,168
	SUB-TOTAL GRANTS	950,184	2,217,767	1,267,583
WORK ORDERS/OVERHEAD:				
1G AGF WOF: GENERAL FUND WORK ORDER FUND				
POL05	POLICE SERVICES	14,569,959	14,107,640	(462,319)
	SUB-TOTAL 1G AGF WOF	14,569,959	14,107,640	(462,319)
	SUB-TOTAL WORK ORDERS/OVERHEAD	14,569,959	14,107,640	(462,319)
Total Uses of Funds		442,172,419	446,541,021	4,368,602

Department: PRT : PORT

2009-2010 Original Budget	2010-2011 Proposed	2010-2011 vs 2009-2010	2011-2012 Proposed	2011-2012 vs 2010-2011
---------------------------------	-----------------------	---------------------------	-----------------------	---------------------------

Fund Summary

SP AAA	PORT-OPERATING FUND	70,830,146	73,253,663	2,423,517	76,164,760	2,911,097
SP CPF	PORT-CAPITAL PROJECTS FUND	13,557,362	139,456	(13,417,906)		(139,456)
Total Sources and Uses by Funds		84,387,508	73,393,119	(10,994,389)	76,164,760	2,771,641

Program Summary

BKO	ADMINISTRATION	22,440,261	21,934,803	(505,458)	22,239,427	304,624
ECS	CAPITAL PROJECTS	13,557,362		(13,557,362)		
BK9	ENGINEERING & ENVIRONMENTAL	4,131,588	4,213,859	82,271	4,331,055	117,196
BKY	MAINTENANCE	28,827,413	29,778,895	951,482	31,786,143	2,007,248
BKD	MARITIME OPERATIONS & MARKETING	2,319,419	3,179,494	860,075	3,315,537	136,043
BAC	NON-GRANT CONSTRUCTION PROJECTS		139,456	139,456		(139,456)
BKW	PLANNING & DEVELOPMENT	3,448,194	3,496,917	48,723	3,442,200	(54,717)
BKZ	REAL ESTATE & MANAGEMENT	9,663,271	10,649,695	986,424	11,050,398	400,703
Total Uses by Program		84,387,508	73,393,119	(10,994,389)	76,164,760	2,771,641

Character Summary

001	SALARIES	20,462,466	20,141,662	(320,804)	20,205,106	63,444
013	MANDATORY FRINGE BENEFITS	7,734,495	8,780,842	1,046,347	9,744,456	963,614
020	OVERHEAD	261,219	100,191	(161,028)	100,191	
021	NON PERSONNEL SERVICES	9,594,574	10,889,035	1,294,461	11,483,426	594,391
040	MATERIALS & SUPPLIES	1,457,659	1,483,510	25,851	1,543,187	59,677
060	CAPITAL OUTLAY	23,400,224	10,266,081	(13,134,143)	13,068,000	2,801,919
06F	FACILITIES MAINTENANCE	3,727,500	4,511,494	783,994	3,024,994	(1,486,500)
06P	PROGRAMMATIC PROJECTS	55,801	55,801		55,801	
070	DEBT SERVICE	4,702,760	3,075,050	(1,627,710)	3,076,672	1,622
081	SERVICES OF OTHER DEPTS	12,406,821	13,423,868	1,017,047	13,197,342	(226,526)
091	OPERATING TRANSFERS OUT	583,989	665,585	81,596	665,585	
095	INTRAFUND TRANSFERS OUT	11,905,126	14,268,447	2,363,321	15,770,810	1,502,363
ELU	TRANSFER ADJUSTMENTS-USES	(11,905,126)	(14,268,447)	(2,363,321)	(15,770,810)	(1,502,363)
Total Uses by Character		84,387,508	73,393,119	(10,994,389)	76,164,760	2,771,641

Department: PRT : PORT

2009-2010 Original Budget	2010-2011 Proposed	2010-2011 vs 2009-2010	2011-2012 Proposed	2011-2012 vs 2010-2011
---------------------------------	-----------------------	---------------------------	-----------------------	---------------------------

Reserved Appropriations

CONTROLLER RESERVES:

OPERATING: 5P AAA AAA:

001	SALARIES	33,600	(33,600)
013	MANDATORY FRINGE BENEFITS	14,400	(14,400)

ANNUAL PROJECTS: 5P AAA AAP:

PYEAES	YOUTH EMPLOYMENT & ENVIRONMENTAL SVCS.	300,000	(300,000)
--------	--	---------	-----------

CONTINUING PROJECTS: 5P CPF 08B:

CRPCSP	2008 CLEAN & SAFE NBHD PARK G.O. BOND	13,557,362	(13,557,362)
--------	---------------------------------------	------------	--------------

SUB-TOTAL CONTROLLER RESERVES

13,905,362	(13,905,362)
-------------------	---------------------

Total Reserved Appropriations

13,905,362	(13,905,362)
-------------------	---------------------

Sources of Funds Detail by Subobject

25120	TRAFFIC FINES - PARKING	1,600,000	1,600,000	1,600,000	
30150	INTEREST EARNED - POOLED CASH	795,000	795,000	1,060,000	265,000
35110	PARKING METER COLLECTIONS	1,800,000	1,800,000	1,800,000	
35250	PORT-RENT PARKING	7,100,000	8,514,000	8,536,000	22,000
35260	PORT-PARKING STALLS	400,000	350,000	350,000	
36360	COMMERCIAL RENTAL	27,760,000	27,864,000	28,650,000	786,000
36370	PERCENTAGE RENTAL	10,980,000	12,750,000	13,040,000	290,000
36380	SPECIAL EVENT	100,000	100,000	100,000	
64000	PORT-CARGO SERVICES BUDGET	4,497,500	4,495,000	4,780,000	285,000
64100	PORT-SHIP REPAIR SERVICES BUDGET	855,000	974,000	974,000	
64200	PORT-HARBOR SERVICES BUDGET	1,335,000	1,328,000	1,964,000	636,000
64500	PORT-CRUISE SERVICES BUDGET	1,980,000	1,610,000	1,710,000	100,000
64600	PORT-FISHING SERVICES BUDGET	1,820,000	1,932,000	1,975,000	43,000
64700	PORT-OTHER MARINE SERVICES BUDGET	1,744,000	1,665,000	1,700,000	35,000
69999	OTHER OPERATING REVENUE	250,000	250,000	100,000	(150,000)
75910	FACILITIES DAMAGES	6,000	6,000	6,000	
75930	PERMITS	366,000	366,000	500,000	134,000
75940	PORT PENALTY & SERVICE CHARGES	19,300	19,300	19,300	
75999	PORT-MISC RECEIPTS	519,000	469,000	469,000	
80111	PROCEEDS FROM SALE OF BONDS-FACE AMOUNT		139,456	139,456	(139,456)
865EV	EXP REC FR ENVIRONMENT (AAO)	263,000	227,001	227,001	
865UW	EXP REC FR WATER DEPT (AAO)	20,000	20,000	20,000	

Department: PRT : PORT

2009-2010 Original Budget	2010-2011 Proposed	2010-2011 vs 2009-2010	2011-2012 Proposed	2011-2012 vs 2010-2011
---------------------------------	-----------------------	---------------------------	-----------------------	---------------------------

Sources of Funds Detail by Subject

865WP	EXP REC FR CLEANWATER (AAO)	20,000	20,000		20,000	
9303R	OTI FR 3C/RPF-REC & PARK FAC CAP PRJ	13,557,362		(13,557,362)		
9505P	ITI FR 5P-PORT COMMISSION FUNDS	11,905,126	14,268,447	2,363,321	15,770,810	1,502,363
99999B	BEGINNING FUND BALANCE-BUDGET BASIS	9,375,477	9,250,464	(125,013)	9,863,448	612,984
ELIMSD	TRANSFER ADJUSTMENTS-SOURCES	(14,680,257)	(17,419,549)	(2,739,292)	(19,069,799)	(1,650,250)
Total Sources and Uses by Funds		84,387,508	73,393,119	(10,994,389)	76,164,760	2,771,641

Uses of Funds Detail Appropriation

OPERATING:

5P AAA AAA: PORT-OPERATING-NON-PROJ-CONTROLLED FD

001	SALARIES	20,400,867	20,082,897	(317,970)	20,146,341	63,444
013	MANDATORY FRINGE BENEFITS	7,711,769	8,755,955	1,044,186	9,716,706	960,751
020	OVERHEAD	261,219	100,191	(161,028)	100,191	
021	NON PERSONNEL SERVICES	9,287,074	10,581,535	1,294,461	11,175,926	594,391
040	MATERIALS & SUPPLIES	1,449,659	1,475,510	25,851	1,535,187	59,677
060	CAPITAL OUTLAY	242,982	569,625	326,643	525,000	(44,625)
070	DEBT SERVICE	4,702,760	3,075,050	(1,627,710)	3,076,672	1,622
081	SERVICES OF OTHER DEPTS	12,376,821	13,393,868	1,017,047	13,167,342	(226,526)
091	OPERATING TRANSFERS OUT	583,989	665,585	81,596	665,585	
095	INTRAFUND TRANSFERS OUT	11,905,126	14,268,447	2,363,321	15,770,810	1,502,363
ELU	TRANSFER ADJUSTMENTS-USES	(11,905,126)	(14,268,447)	(2,363,321)	(15,770,810)	(1,502,363)
SUB-TOTAL 5P AAA AAA		57,017,140	58,700,216	1,683,076	60,108,950	1,408,734
SUB-TOTAL OPERATING		57,017,140	58,700,216	1,683,076	60,108,950	1,408,734

ANNUAL PROJECTS:

5P AAA AAP: PORT-OPERATING-ANNUAL PROJECTS

GPO228	STORMWATER POLLUTION CONTROL	120,000	175,000	55,000	130,000	(45,000)
GPO236	PUBLIC ACCESS IMPROVEMENTS	50,000	50,000		50,000	
GPO536	MISCELLANEOUS TENANT FACILITY IMPROVEMNT	183,000	183,000		183,000	
GPO537	FISHERMAN'S WHARF WATER QUALITY MONITORG	20,000	20,000		20,000	
GPO543	FACILITY MAINTENANCE AND REPAIR	380,000	380,000		380,000	
GPO544	PERMIT MANAGEMENT AUTOMATION PROJECT	50,000		(50,000)		
GPO546	FACILITY STRUCTURAL INSPECTION	100,000		(100,000)		
GPO547	WHARF J-10 OVERSIGHT	150,000	70,000	(80,000)	70,000	

Department: PRT : PORT

2009-2010 Original Budget	2010-2011 Proposed	2010-2011 vs 2009-2010	2011-2012 Proposed	2011-2012 vs 2010-2011
---------------------------------	-----------------------	---------------------------	-----------------------	---------------------------

Uses of Funds Detail Appropriation

ANNUAL PROJECTS:

5P AAA AAP: PORT-OPERATING-ANNUAL PROJECTS

GPO548	ABANDONED MAT/ILLEGAL DUMPING CLEAN UP-	100,000	150,000	50,000	150,000	
GPO549	ICS TRAINING; DVLPMNT & IMPLEMENTATION	25,000	25,000		25,000	
GPO550	HAZARDOUS WASTE ASSESSMENT & REMOVAL	50,000	50,000		50,000	
GPO551	A/E CNSLTNG PRJT PLNNING; DSG & COST EST	350,000	500,000	150,000	500,000	
GPO554	CMMS PRJT (AVANTIS REPLACEMENT)	997,500	910,000	(87,500)	164,800	(745,200)
GPO556	UTILITY ANNUAL MAINTENANCE	50,000	50,000		50,000	
GPO557	OIL SPILL RESPONSE TRAINING & INVSTGTION		90,000	90,000	90,000	
GPO559	EMERGENCY OPERATIONS EQUIPT & DOC SUPPLI	25,000	25,000		25,000	
GPO560	CORROSION PROTECTION PROJECT	400,000		(400,000)		
GPO561	PIER 94/96 BACKLANDS SITE INVESTIGATION	100,000	60,000	(40,000)	60,000	
GPO562	PROPWORKS UPGRADE PROJECT		310,000	310,000		(310,000)
GPO563	EMERGE CITYWIDE PAYROLL PROJECT		186,300	186,300		(186,300)
GPO564	INVENTORY ANALYSIS;COUNT&IMPLEMENTATION		150,000	150,000	150,000	
GPO565	SANITARY SEWER MANAGEMENT PLAN		100,000	100,000		(100,000)
GPO566	PORT RESILIENCE & RECOVERY PROJECT		200,000	200,000	100,000	(100,000)
GPO624	CARGO FAC REPAIR	99,000	109,000	10,000	109,000	
GPO632	PIER 98 MAINTENANCE	113,000	105,000	(8,000)	105,000	
GPO728	FISHERMANS WHARF-TRIANGLE PARKING LOT	65,000	65,000		65,000	
PPO101	RINCON PARK MAINTENANCE AND MANAGEMENT	285,626	533,147	247,521	536,010	2,863
PYEAES	YOUTH EMPLOYMENT & ENVIRONMENTAL SVCS.	500,000	500,000		500,000	
	SUB-TOTAL 5P AAA AAP	4,213,126	4,996,447	783,321	3,512,810	(1,483,637)
	SUB-TOTAL ANNUAL PROJECTS	4,213,126	4,996,447	783,321	3,512,810	(1,483,637)

CONTINUING PROJECTS:

5P AAA ACP: PORT-CONTINUING PROJ-OPERATING FD

CPO625	CARGO MAINT DREDGING	2,100,000	1,873,000	(227,000)	2,987,000	1,114,000
CPO675	PIER 80	400,000		(400,000)		
CPO677	ROUNDHOUSE II WATERPROOFING	200,000	200,000			(200,000)
CPO680	PORT ADA TRANSITION PLAN	350,000	150,000	(200,000)	200,000	50,000
CPO687	ILLINOIS STREET BRIDGE	650,000		(650,000)		
CPO711	PIER 50	420,000		(420,000)		
CPO727	MATERIALS TESTING	400,000	409,000	9,000	731,000	322,000
CPO752	AMADOR ST FORCED SEWER MAIN		450,000	450,000	1,000,000	550,000
CPO761	UTILITIES PROJECT	500,000	245,000	(255,000)	175,000	(70,000)

Department: PRT : PORT

2009-2010 Original Budget	2010-2011 Proposed	2010-2011 vs 2009-2010	2011-2012 Proposed	2011-2012 vs 2010-2011
---------------------------------	-----------------------	---------------------------	-----------------------	---------------------------

Uses of Funds Detail Appropriation

CONTINUING PROJECTS:

5P AAA ACP: PORT-CONTINUING PROJ-OPERATING FD

CPO769	MIXED-USE CRUISE TERMINAL PROJECT	1,622,880		(1,622,880)		
CPO774	GREENING/BEAUTIFICATION IMP - S.WATERFNT		205,000	205,000	150,000	(55,000)
CPO776	LEASING CAPITAL IMPROVEMENT PROJECT	400,000	150,000	(250,000)	150,000	
CPO777	PIER 33-35 CURB CUT PROJECT		75,000	75,000		(75,000)
CPO778	PIER STRUCTURE RPR PRJT PH II	1,107,000	2,500,000	1,393,000	5,600,000	3,100,000
CPO782	TAYLOR ST SITE FURNISHING & LIGHTING IMP	500,000		(500,000)		
CPO785	FERRY TERMINAL FLOAT REPAIRS		350,000	350,000	350,000	
CPO786	PIER 35 BATHROOMS	250,000		(250,000)		
CPO787	PIER 45 FENDER & CAMELS PROJECT	600,000		(600,000)		
CPO788	WATERFRONT SEWER PUMP-PHASE II PROJECT	100,000		(100,000)	100,000	100,000
CPO789	PIER 80 CRANE PAINTING & UPGRADE PROJECT		200,000	200,000		(200,000)
CPO791	PIER 70 HISTORIC BUILDING CLEAN-UP		100,000	100,000	50,000	(50,000)
CPO792	PIER 70 BUILDING 2 REPAIRS		1,200,000	1,200,000		(1,200,000)
CPO793	PIER 70 HISTORIC BLDGS STBLN AND REPAIRS		500,000	500,000		(500,000)
CPO794	SO WATERFRNT OPEN SPACE ENHNCMNTS/ALTERN		550,000	550,000	550,000	
CPO795	PRT ELEVATOR/ESCALATOR UPGR;REP&REPLMNT		400,000	400,000	500,000	100,000
	SUB-TOTAL 5P AAA ACP	9,599,880	9,557,000	(42,880)	12,543,000	2,986,000

5P CPF 08B: 2008 CLEAN & SAFE PARK BOND-2ND S 2009B

CRPCSP	2008 CLEAN & SAFE NBHD PARK G.O. BOND	13,557,362		(13,557,362)		
	SUB-TOTAL 5P CPF 08B	13,557,362		(13,557,362)		

5P CPF 09A: REV BONDS 2009-SERIES 2010A - TAX EXEMPT

CPO769	MIXED-USE CRUISE TERMINAL PROJECT		87,435	87,435		(87,435)
	SUB-TOTAL 5P CPF 09A		87,435	87,435		(87,435)

5P CPF 09B: REV BONDS 2009 - SERIES 2010B - TAXABLE

CPO769	MIXED-USE CRUISE TERMINAL PROJECT		52,021	52,021		(52,021)
	SUB-TOTAL 5P CPF 09B		52,021	52,021		(52,021)

	SUB-TOTAL CONTINUING PROJECTS	23,157,242	9,696,456	(13,460,786)	12,543,000	2,846,544
	Total Uses of Funds	84,387,508	73,393,119	(10,994,389)	76,164,760	2,771,641

Department: PDR : PUBLIC DEFENDER

2009-2010 Original Budget	2010-2011 Proposed	2010-2011 vs 2009-2010
---------------------------------	-----------------------	---------------------------

Fund Summary

1G AGF	GENERAL FUND	23,328,005	23,949,040	621,035
2S PPF	PUBLIC PROTECTION SPECIAL REVENUE FUND	100,583	119,034	18,451
Total Sources and Uses by Funds		23,428,588	24,068,074	639,486

Program Summary

AIB	CRIMINAL AND SPECIAL DEFENSE	23,328,005	23,949,040	621,035
AKI	GRANT SERVICES	100,583	119,034	18,451
Total Uses by Program		23,428,588	24,068,074	639,486

Character Summary

001	SALARIES	16,226,365	15,730,046	(496,319)
013	MANDATORY FRINGE BENEFITS	4,700,114	5,351,858	651,744
021	NON PERSONNEL SERVICES	1,044,337	1,414,385	370,048
040	MATERIALS & SUPPLIES	77,534	184,745	107,211
060	CAPITAL OUTLAY		9,034	9,034
081	SERVICES OF OTHER DEPTS	1,380,238	1,378,006	(2,232)
Total Uses by Character		23,428,588	24,068,074	639,486

Reserved Appropriations

CONTROLLER RESERVES:				
OPERATING: 1G AGF AAA:				
001	SALARIES		1,163,145	1,163,145
013	MANDATORY FRINGE BENEFITS		396,119	396,119
SUB-TOTAL CONTROLLER RESERVES		0	1,559,264	1,559,264
Total Reserved Appropriations			1,559,264	1,559,264

Sources of Funds Detail by Subobject

44931	FEDERAL GRANTS PASS-THROUGH STATE/OTHER	100,583	119,034	18,451
GFS (1)	GENERAL FUND SUPPORT	23,328,005	23,949,040	621,035

Department: PDR : PUBLIC DEFENDER

2009-2010 Original Budget	2010-2011 Proposed	2010-2011 vs 2009-2010
---------------------------------	-----------------------	---------------------------

Sources of Funds Detail by Subobject

Total Sources of Funds	23,428,588	24,068,074	639,486
-------------------------------	-------------------	-------------------	----------------

(1) This figure represents the nondepartmental (citywide) general fund revenues required to support the department's operations.

Uses of Funds Detail Appropriation

OPERATING:

1G AGF AAA: GF-NON-PROJECT-CONTROLLED

001	SALARIES	16,145,792	15,637,417	(508,375)
013	MANDATORY FRINGE BENEFITS	4,680,104	5,325,453	645,349
021	NON PERSONNEL SERVICES	1,044,337	1,414,385	370,048
040	MATERIALS & SUPPLIES	77,534	184,745	107,211
060	CAPITAL OUTLAY		9,034	9,034
081	SERVICES OF OTHER DEPTS	1,380,238	1,378,006	(2,232)
	SUB-TOTAL 1G AGF AAA	23,328,005	23,949,040	621,035
	SUB-TOTAL OPERATING	23,328,005	23,949,040	621,035

GRANTS:

2S PPF GNC: GRANTS; NON-PROJECT; CONTINUING

MYJABG	JUV ACCOUNTABILITY BLOCK GRANT	100,583		(100,583)
PDJABG	JUVENILE ACCOUNTABILITY BLOCK GRANT		119,034	119,034
	SUB-TOTAL 2S PPF GNC	100,583	119,034	18,451
	SUB-TOTAL GRANTS	100,583	119,034	18,451

Total Uses of Funds	23,428,588	24,068,074	639,486
----------------------------	-------------------	-------------------	----------------

Department: DPH : PUBLIC HEALTH

2009-2010 Original Budget	2010-2011 Proposed	2010-2011 vs 2009-2010
---------------------------------	-----------------------	---------------------------

Fund Summary

1G AGF	GENERAL FUND	515,637,733	529,778,443	14,140,710
2S CHS	COMM HEALTH SVS SPEC REV FD	111,536,453	108,793,858	(2,742,595)
2S PPF	PUBLIC PROTECTION SPECIAL REVENUE FUND	75,000		(75,000)
5H AAA	SFGH-OPERATING FUND	634,523,068	624,145,753	(10,377,315)
5L AAA	LHH-OPERATING FUND	162,467,633	179,697,724	17,230,091
5L AGT	LHH-OPERATING GRANTS FUND	7,500		(7,500)
5L CPF	LHH-CAPITAL PROJECTS FUND	49,136,686		(49,136,686)
Total Sources and Uses by Funds		1,473,384,073	1,442,415,778	(30,968,295)

Program Summary

DHA	CENTRAL ADMINISTRATION	69,686,527	96,914,839	27,228,312
FAL	CHILDREN'S BASELINE	47,015,209	46,886,262	(128,947)
DSP	COMM HLTH - COMM SUPPORT - HOUSING	24,086,088	20,865,711	(3,220,377)
DPM	COMM HLTH - PREV - MATERNAL & CHILD HLTH	24,896,424	25,121,614	225,190
DPC	COMM HLTH - PREVENTION - AIDS	59,258,857	58,689,989	(568,868)
DPD	COMM HLTH - PREVENTION - DISEASE CONTROL	20,800,776	21,409,432	608,656
DPH	COMM HLTH - PREVENTION - HLTH EDUCATION	5,515,064	5,157,123	(357,941)
DPE	EMERGENCY SERVICES AGENCY	1,301,497	1,285,827	(15,670)
DPB	ENVIRONMENTAL HEALTH SERVICES	17,140,982	17,287,751	146,769
DMF	FORENSICS - AMBULATORY CARE	28,368,792	15,914,124	(12,454,668)
DHH	HEALTH AT HOME	6,840,219	5,653,005	(1,187,214)
DA5	LAGUNA HONDA - LONG TERM CARE	209,207,188	176,313,275	(32,893,913)
DBG	LAGUNA HONDA HOSP - ACUTE CARE	2,404,368	3,384,149	979,781
DBD	LAGUNA HONDA HOSP - COMM SUPPORT CARE	263	300	37
DQM	MENTAL HEALTH - ACUTE CARE	4,394,297	3,462,797	(931,500)
FAM	MENTAL HEALTH - CHILDREN'S PROGRAM	35,668,979	38,635,490	2,966,511
DMM	MENTAL HEALTH - COMMUNITY CARE	157,526,479	152,164,351	(5,362,128)
DLT	MENTAL HEALTH - LONG TERM CARE	23,111,912	26,970,946	3,859,034
DPO	OCCUPATIONAL SAFETY & HEALTH	1,716,695	1,727,467	10,772
DHP	PRIMARY CARE - AMBU CARE - HEALTH CNTRS	54,497,269	57,664,298	3,167,029
D1F	SFGH - ACUTE CARE - FORENSICS	4,878,081	3,315,511	(1,562,570)
D1H	SFGH - ACUTE CARE - HOSPITAL	510,492,381	501,804,057	(8,688,324)
D1P	SFGH - ACUTE CARE - PSYCHIATRY	25,733,666	24,905,775	(827,891)
D3A	SFGH - AMBU CARE - ADULT MED HLTH CNTR	23,843,375	23,444,940	(398,435)
D3C	SFGH - AMBU CARE - METHADONE CLINIC	1,557,871	1,654,102	96,231

Department: DPH : PUBLIC HEALTH

2009-2010 Original Budget	2010-2011 Proposed	2010-2011 vs 2009-2010
---------------------------------	-----------------------	---------------------------

Program Summary

D30	SFGH - AMBU CARE - OCCUPATIONAL HEALTH	2,860,024	2,467,789	(392,235)
D5E	SFGH - EMERGENCY - EMERGENCY	21,168,015	22,457,559	1,289,544
D5S	SFGH - EMERGENCY - PSYCHIATRIC SERVICES	8,751,960	8,666,428	(85,532)
D6P	SFGH - LONG TERM CARE - RF PSYCHIATRY	16,182,910	16,308,875	125,965
DMS	SUBSTANCE ABUSE - COMMUNITY CARE	64,477,905	61,881,992	(2,595,913)
Total Uses by Program		1,473,384,073	1,442,415,778	(30,968,295)

Character Summary

001	SALARIES	525,079,180	499,175,663	(25,903,517)
013	MANDATORY FRINGE BENEFITS	194,791,614	211,274,546	16,482,932
020	OVERHEAD	1,809,265	1,754,653	(54,612)
021	NON PERSONNEL SERVICES	514,667,574	556,446,669	41,779,095
040	MATERIALS & SUPPLIES	87,240,722	87,238,521	(2,201)
060	CAPITAL OUTLAY	74,956,454	3,750,036	(71,206,418)
06F	FACILITIES MAINTENANCE	2,053,941	2,395,000	341,059
070	DEBT SERVICE		12,758,226	12,758,226
079	ALLOCATED CHARGES	(931,111)		931,111
081	SERVICES OF OTHER DEPTS	73,716,434	67,622,464	(6,093,970)
091	OPERATING TRANSFERS OUT	43,992,379	72,084,003	28,091,624
095	INTRAFUND TRANSFERS OUT	42,760,612	46,412,191	3,651,579
ELU	TRANSFER ADJUSTMENTS-USES	(86,752,991)	(118,496,194)	(31,743,203)
Total Uses by Character		1,473,384,073	1,442,415,778	(30,968,295)

Reserved Appropriations

CONTROLLER RESERVES:

OPERATING: 5H AAA AAA:

001	SALARIES	7,365,256	34,776,945	27,411,689
013	MANDATORY FRINGE BENEFITS	4,514,189	14,812,067	10,297,878

CONTINUING PROJECTS: 1G AGF ACP:

CHCGRV	101 GROVE STREET PARAPET WALL/FACADE REP		550,000	550,000
--------	--	--	---------	---------

CONTINUING PROJECTS: 5H AAA ACP:

CHGELE	SFGH ELEVATOR REPLACEMENT BLDG 5		475,000	475,000
--------	----------------------------------	--	---------	---------

Department: DPH : PUBLIC HEALTH

2009-2010 Original Budget	2010-2011 Proposed	2010-2011 vs 2009-2010
---------------------------------	-----------------------	---------------------------

Reserved Appropriations

CONTROLLER RESERVES:

CONTINUING PROJECTS: 5H AAA ACP:

CHGGEN	EMERGENCY GENERATOR REBUILD/REPLACEMENT	22,666,667		(22,666,667)
CHGTWR	SFGH COOLING TOWERS REPLACEMENT BLDG 2		300,000	300,000
SUB-TOTAL CONTROLLER RESERVES		34,546,112	50,914,012	16,367,900
Total Reserved Appropriations		34,546,112	50,914,012	16,367,900

Sources of Funds Detail by Subobject

20110	CONSUMER PROTECT APPLICATION FEE	311,883	297,537	(14,346)
20111	DEEMED APPROVED OFF-SALE ALCOHOL USE FEE	189,000	200,000	11,000
20120	EATING PLACES	5,578,460	5,294,153	(284,307)
20130	FOOD BEVERAGE HUMAN CONSUMPTION	725,403	803,697	78,294
20150	MED. CANNABIS DISPENSARY APPLICATION FEE	112,190	88,115	(24,075)
20151	MED. CANNABIS DISPENSARY ANNUAL LICENSE	48,432	8,672	(39,760)
25110	TRAFFIC FINES - MOVING	1,184,657	1,261,657	77,000
25210	COURT FINES	96,725	96,725	0
25920	PENALTIES	50,136,686	1,000,000	(49,136,686)
30150	INTEREST EARNED - POOLED CASH	35,000	10,000	(25,000)
35232	EMPLOYEE PARKING	672,730	672,730	0
39899	OTHER CITY PROPERTY RENTALS	38,853	38,853	0
44531	ARRA-FEDERAL PASS-THRU STATE/OTHER	27,958,220	27,958,220	0
44931	FEDERAL GRANTS PASS-THROUGH STATE/OTHER	20,175,926	23,777,100	3,601,174
44933	RECOVERY INDIRECT GRANT COSTS	1,920,664	1,920,664	0
44939	FEDERAL DIRECT GRANT	47,951,513	47,788,715	(162,798)
45412	COMMUNITY MENTAL HEALTH SERVICE	47,124,779	47,121,453	(3,326)
45413	STATE ALCOHOL FUNDS	19,409,362	17,053,604	(2,355,758)
45414	PROP 99 - TOBACCO TAX - AB75	1,203,219		(1,203,219)
45416	SHORT-DOYLE MEDI-CAL	65,394,443	78,140,534	12,746,091
45418	STATE HEALTH CARE INITIATIVE REVENUE	24,975,000	24,975,000	0
45511	HEALTH/WELFARE SALES TAX ALLOCATION	62,835,400	58,729,900	(4,105,500)
45621	MOTOR VEH LIC FEE-REALIGNMENT FUND	82,168,200	77,488,900	(4,679,300)
47011	WEIGHTS AND INSPECTION FEES	650,494	650,494	0
48926	SUDDEN INFANT DEATH SYNDROME	10,000	10,000	0
48928	CALIFORNIA CHILDREN'S SERVICES ADMIN	2,728,601	2,728,601	0

Department: DPH : PUBLIC HEALTH

2009-2010 Original Budget	2010-2011 Proposed	2010-2011 vs 2009-2010
---------------------------------	-----------------------	---------------------------

Sources of Funds Detail by Subject

48930	CALIFORNIA CHILDREN SERVICES	1,661,921	1,661,921	0
48999	OTHER STATE GRANTS & SUBVENTIONS	9,703,438	5,549,969	(4,153,469)
60681	AGRICULTURAL INSPECTION FEE	85,717	85,717	0
60699	OTHER PUBLIC SAFETY CHARGES	121,197	121,197	0
60702	BOARD PRISONERS OTHER COUNTIES	25,000	12,500	(12,500)
63503	LAUNDRY RENEWALS	166,758	159,839	(6,919)
63508	OTHER HEALTH FEE	35,000	35,000	0
63509	BIRTH CERTIFICATE FEE	71,135	71,135	0
63510	DEATH CERTIFICATE FEE	184,350	184,350	0
63511	REMOVAL PERMIT FEE	18,000	18,000	0
63512	CRIPPLED CHILDREN CARE	6,500	6,500	0
63515	LABORATORY FEES	15,000	15,000	0
63519	GARBAGE TRUCK INSPECTION FEES	483,664	483,664	0
63520	HAZARD MATL STORAGE PERMIT FEE	3,114,026	2,605,356	(508,670)
63525	HAZARD MATERIALS PERMIT FEES	265,558	293,224	27,666
63526	SOIL TESTING FEES	68,690	68,690	0
63539	SOLID WASTE TRANSFER STATION	51,000	51,000	0
63540	PLAN CHECKING FEES-BEH	1,061,756	1,034,356	(27,400)
63541	COMPLAINT INVESTIGATIONS FEES	191,211	191,744	533
63542	CFC & MOTOR VEHICLE A/C PERMIT	6,901	10,450	3,549
63550	MEDICAL WASTE-ACUTE CARE HOSPITAL	125,796	146,997	21,201
63571	HEALTHY HOUSING PROGRAM-HOTELS	2,173,678	550,019	(1,623,659)
63572	HEALTHY HOUSING PROGRAM-APARTMENTS	121,035	1,784,534	1,663,499
63599	MISC PUBLIC HEALTH REVENUE	5,462,848	6,107,786	644,938
65101	PATIENT PAYMENTS-MENTAL HEALTH	617,600	617,600	0
65102	MEDI-CAL	7,052,373	6,941,448	(110,925)
65103	MEDICARE	1,648,139	1,648,139	0
65106	PHARMACY	916,916		(916,916)
65201	MEDICARE I/P GROSS CHARGES	221,408,336	225,767,084	4,360,748
65202	MEDI-CAL I/P GROSS CHARGES	687,500,511	746,871,070	59,370,559
65205	PRIVATE INSURANCE I/P GROSS CHARGES	206,791	206,791	0
65207	OTHER I/P GROSS CHARGES	297,024,250	304,618,230	7,593,980
65301	MEDICARE O/P GROSS CHARGES	67,287,834	76,839,017	9,551,183
65302	MEDI-CAL O/P GROSS CHARGES	136,511,473	154,687,007	18,175,534
65307	OTHER OUTPATIENT GROSS CHARGES	235,588,230	235,588,230	0
65312	PATIENT PAYMENTS-O/P GROSS CHARGES	65,000	65,000	0

Department: DPH : PUBLIC HEALTH

2009-2010 Original Budget	2010-2011 Proposed	2010-2011 vs 2009-2010
---------------------------------	-----------------------	---------------------------

Sources of Funds Detail by Subobject

65316	CHILD HEALTH & DISABILITY PREVENTION	10,000	10,000	0
65317	MEDI-CAL TCM/MAA	3,121,890	3,121,890	0
65320	MEDI-CAL CCS THERAPY UNIT	50,000	50,000	0
65321	MEDI-CAL HOME HEALTH	352,981	352,981	0
65322	MEDICARE HOME HEALTH	1,479,460	1,479,460	0
65801	PROVISION FOR BAD DEBTS-I/P	(60,731,145)	(60,731,145)	0
65802	MEDICARE I/P CONTRACTUAL ADJ	(209,024,449)	(215,159,440)	(6,134,991)
65803	MEDI-CAL I/P CONTRACTUAL ADJ	(631,162,545)	(693,582,962)	(62,420,417)
65804	MEDI-CAL O/P CONTRACTUAL ADJ	(723,655)	(3,173,655)	(2,450,000)
65806	COUNTY INDIGENT CARE-I/P WRITE-OFF	(180,000)	(180,000)	0
65807	CHARITABLE ALLO I/P SLIDING FEE ADJ	(375,630,598)	(384,453,746)	(8,823,148)
65810	PROVISION FOR BAD DEBTS-O/P	(2,035,009)	(2,035,009)	0
65815	MEDICARE O/P CONTRACTUAL ADJ	(665,327)	(3,115,327)	(2,450,000)
65821	M I ADULTS O/P WRITE-OFF	(10,525,337)	(10,525,337)	0
65902	MEDI-CAL NET REVENUE	5,000,000	5,000,000	0
65907	OTHER PATIENT NET REVENUE	45,360	45,360	0
65911	DP SNF-DISTINCT PART SKILLED NURSING FAC	12,226,071	14,726,071	2,500,000
65912	AB 915-OUTPATIENT MEDI-CAL SUPPL PAYT	4,000,000	4,000,000	0
65913	DIALYSIS - MEDICARE	1,709,153	1,709,153	0
65914	DIALYSIS - MEDI-CAL	1,077,674	1,077,674	0
65918	PATIENT CO-PAYMENTS		446,000	446,000
65950	CAP. FEES/HEALTH PLAN SETTLEMENTS	71,156,233	46,825,447	(24,330,786)
65952	HEALTHY SF PATIENT ENROLLMENT FEES		4,305,000	4,305,000
65953	HEALTHY SF EMPLOYER ENROLLMENT FEES		19,000,000	19,000,000
65997	MEDICAL CANNABIS ID CARD	133,000	133,000	0
65999	MISC HOSPITAL SERVICE REVENUE	341,033	341,033	0
66004	SAFETY NET CARE POOL (SNCP)	105,716,806	138,305,566	32,588,760
66005	HOSPITAL FEE AB1383		88,000,000	88,000,000
75301	HOSPITAL-RENTS/CONCESS-OTHER OPER	2,006,670	2,021,670	15,000
75302	HOSPITAL-RENTS/CONCES/CAFETERIA SALES	1,039,436	1,926,043	886,607
75311	HOSPITAL-CHGS-OTHER GENRL GOVT	50,000	50,000	0
75312	HOSPITAL-CHGS-OTHER HEALTH FEE	600,000	600,000	0
75319	HOSPITAL-CHGS-TPA/MISC REVENUE	15,000	15,000	0
75320	OTHER OPERATING REVENUE(FROM WITHIN DPH)	6,125,808	6,552,290	426,482
76252	MEDICAL RECORDS ABSTRACT SALES	104,000	104,000	0
78201	PRIVATE GRANTS	359,112	240,039	(119,073)

Department: DPH : PUBLIC HEALTH

2009-2010 Original Budget	2010-2011 Proposed	2010-2011 vs 2009-2010
---------------------------------	-----------------------	---------------------------

Sources of Funds Detail by Subobject

78960	BAD DEBTS RECOVERY	956,848	1,056,848	100,000
79950	SB1128 LHH COP CONSTRUCTION REIMB(CRRP)		10,204,581	10,204,581
84902	OTHER FINANCING SOURCES-CAPITAL LEASES	22,666,667		(22,666,667)
860AA	ISF REC FR ASIAN ARTS MUSEUM (AAO)		2,000	0
860AD	ISF REC FR ADMINISTRATIVE SERVICES(AAO)	21,360	21,360	0
860AN	ISF REC FR ANIMAL CARE & CONTROL (AAO)	600	600	0
860BI	ISF REC FR BLDG INSPECTION (AAO)	5,280	5,280	0
860CA	ISF REC FR ADM (AAO)	26,510	17,682	(8,828)
860CD	ISF REC FR CHILD SUPPORT SVCES (AAO)	6,000	6,000	0
860CF	ISF REC FR CONV FACILITIES MGMT (AAO)	5,200	5,200	0
860ED	ISF REC FR EMERGENCY COMM. DEPT (AAO)	3,990	1,995	(1,995)
860FA	ISF REC FR FINE ARTS MUSEUM (AAO)	573	573	0
860FC	ISF REC FR FIRE DEPT (AAO)	54,600	54,600	0
860LB	ISF REC FR PUBLIC LIBRARY (AAO)	1,000	1,000	0
860PC	ISF REC FR POLICE COMMISSION (AAO)	154,025	154,025	0
860PO	ISF REC FR PORT COMMISSION (AAO)	28,000	40,500	12,500
860PT	ISF REC FR PUBLIC TRANSPORTATION (AAO)	1,920,000	258,800	(1,661,200)
860PW	ISF REC FR PUBLIC WORKS (AAO)	167,030	165,130	(1,900)
860RD	ISF REC FR HUMAN RESOURCES (AAO)	144,164	144,164	0
860RP	ISF REC FR REC & PARK (AAO)	31,471	27,820	(3,651)
860SH	ISF REC FR SHERIFF (AAO)	50,000	50,000	0
860SS	ISF REC FR HUMAN SERVICES (AAO)	5,000	18,000	13,000
860UC	ISF REC FR PUC (AAO)	258,512	220,000	(38,512)
860WP	ISF REC FR CLEANWATER (AAO)	50,000	50,000	0
86599	EXP REC-GENERAL UNALLOCATED	1,108,446	1,086,125	(22,321)
865CH	EXP REC FR CHILD;YOUTH & FAM (AAO)	2,738,713	2,747,459	8,746
865CI	EXP REC FR CHILDREN AND FAMILIES (AAO)	2,821,290	2,638,653	(182,637)
865CM	EXP REC FR MED EXAMINER/CORONER (AAO)	2,035	2,035	0
865CY	EXP REC FR CHILDREN YOUTH & FAMILIE(AAO)	3,625,479	3,625,479	0
865ER	EXP REC FR EMERGENCY COMMUNICATIONS(AAO)	68,330	75,832	7,502
865GE	EXP REC FR GENERAL CITY RESP (AAO)		3,829,351	3,829,351
865JV	EXP REC FR JUVENILE COURT (AAO)	38,900	38,900	0
865LB	EXP REC FR PUBLIC LIBRARY (AAO)	490,802	269,401	(221,401)
865PC	EXP REC FR POLICE COMMISSION (AAO)	282,506	177,092	(105,414)
865PO	EXP REC FR PORT COMMISSION (AAO)		55,000	55,000
865RD	EXP REC FR HUMAN RESOURCES (AAO)	91,158	91,158	0

Department: DPH : PUBLIC HEALTH

2009-2010 Original Budget	2010-2011 Proposed	2010-2011 vs 2009-2010
---------------------------------	-----------------------	---------------------------

Sources of Funds Detail by Subsubject

865SH	EXP REC FR SHERIFF (AAO)		162,000	162,000
865SS	EXP REC FR HUMAN SERVICES (AAO)	18,273,801	18,138,344	(135,457)
865TI	EXP REC FROM ISD (AAO)	2,795	2,795	0
865UC	EXP REC FR PUC (AAO)	349,104	349,104	0
865WM	EXP REC FR WAR MEMORIAL (AAO)	8,843	10,843	2,000
87599	EXP REC-UNALLOCATED (NON-AAO FDS)	1,000,177	1,124,040	123,863
875JV	EXP REC FR JUVENILE COURT (NON-AAO)		196,401	196,401
875SH	EXP REC FR SHERIFF (NON-AAO)	315,983		(315,983)
875SS	EXP REC FR HUMAN SERVICES (NON-AAO)	219,990	184,611	(35,379)
875UC	EXP REC FR PUC (NON-AAO)	207,263	193,275	(13,988)
9302A	OTI FR 2S/BIF-BLDG INSPECTION FUND	654,901	654,901	0
9305H	OTI FR 5H-GENERAL HOSPITAL FUND	43,992,379	72,084,003	28,091,624
9505H	ITI FR 5H-GENERAL HOSPITAL FUNDS	42,010,612	45,412,191	3,401,579
9505L	ITI FR 5L-LAGUNA HONDA HOSPITAL FUNDS	750,000	1,000,000	250,000
99999R	PRIOR YEAR DESIGNATED RESERVE	60,000	60,000	0
ELIMSD	TRANSFER ADJUSTMENTS-SOURCES	(86,752,991)	(118,496,194)	(31,743,203)
GFS (1)	GENERAL FUND SUPPORT	343,741,633	233,501,877	(110,239,756)
Total Sources of Funds		1,473,384,073	1,442,415,778	(30,968,295)

(1) This figure represents the nondepartmental (citywide) general fund revenues required to support the department's operations.

Uses of Funds Detail Appropriation

OPERATING:

1G AGF AAA: GF-NON-PROJECT-CONTROLLED

001	SALARIES	134,100,646	124,128,277	(9,972,369)
013	MANDATORY FRINGE BENEFITS	44,012,145	46,199,943	2,187,798
021	NON PERSONNEL SERVICES	255,515,754	277,833,124	22,317,370
040	MATERIALS & SUPPLIES	12,455,079	11,381,684	(1,073,395)
060	CAPITAL OUTLAY	27,636	70,286	42,650
079	ALLOCATED CHARGES	(12,155,892)	(11,224,781)	931,111
081	SERVICES OF OTHER DEPTS	12,769,998	13,714,866	944,868
SUB-TOTAL 1G AGF AAA		446,725,366	462,103,399	15,378,033

Department: DPH : PUBLIC HEALTH

2009-2010 Original Budget	2010-2011 Proposed	2010-2011 vs 2009-2010
---------------------------------	-----------------------	---------------------------

Uses of Funds Detail Appropriation

OPERATING:

5H AAA AAA: SFGH-OPERATING-NON-PROJ-CONTROLLED FD

001	SALARIES	257,035,141	240,755,558	(16,279,583)
013	MANDATORY FRINGE BENEFITS	97,064,331	105,844,003	8,779,672
021	NON PERSONNEL SERVICES	138,897,865	162,822,201	23,924,336
040	MATERIALS & SUPPLIES	63,942,049	64,099,344	157,295
060	CAPITAL OUTLAY	1,259,432	2,037,695	778,263
070	DEBT SERVICE		2,500	2,500
079	ALLOCATED CHARGES	(13,770,439)	(13,770,439)	0
081	SERVICES OF OTHER DEPTS	46,984,056	41,591,071	(5,392,985)
091	OPERATING TRANSFERS OUT	34,376,000	63,125,000	28,749,000
095	INTRAFUND TRANSFERS OUT	2,402,356	2,928,048	525,692
ELU	TRANSFER ADJUSTMENTS-USES	(36,778,356)	(66,053,048)	(29,274,692)
	SUB-TOTAL 5H AAA AAA	591,412,435	603,381,933	11,969,498

5L AAA AAA: LHH-OPERATING-NON-PROJ-CONTROLLED FD

001	SALARIES	95,766,182	95,095,710	(670,472)
013	MANDATORY FRINGE BENEFITS	40,009,129	44,295,559	4,286,430
021	NON PERSONNEL SERVICES	4,675,802	6,305,354	1,629,552
040	MATERIALS & SUPPLIES	9,530,509	9,897,626	367,117
060	CAPITAL OUTLAY		57,055	57,055
070	DEBT SERVICE		12,755,726	12,755,726
079	ALLOCATED CHARGES	(2,963,000)	(2,963,000)	0
081	SERVICES OF OTHER DEPTS	11,736,011	10,275,694	(1,460,317)
095	INTRAFUND TRANSFERS OUT	750,000	1,000,000	250,000
ELU	TRANSFER ADJUSTMENTS-USES	(750,000)	(1,000,000)	(250,000)
	SUB-TOTAL 5L AAA AAA	158,754,633	175,719,724	16,965,091
	SUB-TOTAL OPERATING	1,196,892,434	1,241,205,056	44,312,622

Department: DPH : PUBLIC HEALTH

2009-2010 Original Budget	2010-2011 Proposed	2010-2011 vs 2009-2010
---------------------------------	-----------------------	---------------------------

Uses of Funds Detail Appropriation

ANNUAL PROJECTS:

1G AGF AAP: GF-ANNUAL PROJECT

FHC200	FACILITIES MAINTENANCE-HEALTH CENTERS	225,000	250,000	25,000
GHC315	VAR LOC-MISC FAC MAINT PROJS	28,941	45,000	16,059
PHCAID	AIDS ANNUAL GENERAL FUND PROJECT	3,432,430	3,436,775	4,345
PHCMIS	DPH MIS PROJECT	13,543,058	12,981,425	(561,633)
PHM313	DATA CONVERSION	50,000	100,000	50,000
	SUB-TOTAL 1G AGF AAP	17,279,429	16,813,200	(466,229)

5H AAA AAP: SFGH-OPERATING-ANNUAL PROJECTS

FHG200	MISC FAC MAINT PROJ	1,000,000	1,000,000	0
	SUB-TOTAL 5H AAA AAP	1,000,000	1,000,000	0

5L AAA AAP: LHH-OPERATING-ANNUAL PROJECTS

FHL350	MISC FAC MAINT PROJ	750,000	1,000,000	250,000
	SUB-TOTAL 5L AAA AAP	750,000	1,000,000	250,000
	SUB-TOTAL ANNUAL PROJECTS	19,029,429	18,813,200	(216,229)

CONTINUING PROJECTS:

1G AGF ACP: GF-CONTINUING PROJECTS

CHCCCE	CURRY CENTER ELEVATOR		260,000	260,000
CHCGRV	101 GROVE STREET PARAPET WALL/FACADE REP		550,000	550,000
CHCHAP	HEALTH ACCESS PROGRAM-PRIMARY CARE	3,709,642	4,427,147	717,505
CHCHSF	HEALTHY SAN FRANCISCO-PC CAPITAL PROJ	1,616,033		(1,616,033)
PHCCBH	COMMUNITY BASED HOUSING	1,761,464	2,063,638	302,174
PHCDAO	DEEMED APPROVED OFF-SALE ALCOHOL USE FEE	189,000	200,000	11,000
PHCT04	PHYS SVCS EMS FUND-REVENUE	1,203,219		(1,203,219)
PHMCJC	COMMUNITY JUSTICE CENTER	396,717	884,892	488,175
PHMGDC	MANAGED CARE	5,224,771	5,216,143	(8,628)
	SUB-TOTAL 1G AGF ACP	14,100,846	13,601,820	(499,026)

2S CHS PHF: PUBLIC HEALTH-SPEC REV FD

PHCSA8	VITAL & HEALTH STATS FD	95,000	95,000	0
PHCSB1	SB 1773 EMERGENCY MEDICAL SVC FUND	523,000	600,000	77,000
PHCSR7	EMERGENCY MED SVC FUND	635,000	610,000	(25,000)
PHCSRS	TOBACCO SETTLEMENT PROJECT	1,000,000	1,000,000	0
PHM005	DUI PROGRAM	96,725	96,725	0

Department: DPH : PUBLIC HEALTH

2009-2010 Original Budget	2010-2011 Proposed	2010-2011 vs 2009-2010
---------------------------------	-----------------------	---------------------------

Uses of Funds Detail Appropriation

CONTINUING PROJECTS:

2S CHS PHF: PUBLIC HEALTH-SPEC REV FD

PHM006	ALCOHOL REHAB PROGRAM	61,657	61,657	0
PHMOTP	OFFENDER TREATMENT PROGRAM	315,187	370,182	54,995
PMHS63	PROP 63 MENTAL HEALTH SERVICES ACT	27,955,290	28,793,119	837,829
PROP36	PROP 36 FUNDS	2,935,753		(2,935,753)
	SUB-TOTAL 2S CHS PHF	33,617,612	31,626,683	(1,990,929)

5H AAA ACP: SFGH-CONTINUING PROJ-OPERATING FD

CHGCHI	CHILD HEALTH INITIATIVE	5,423,527	5,218,381	(205,146)
CHGELE	SFGH ELEVATOR REPLACEMENT BLDG 5		475,000	475,000
CHGGEN	EMERGENCY GENERATOR REBUILD/REPLACEMENT	22,666,667		(22,666,667)
CHGOPA	OUTPATIENT PHARMACY AUTOMATION	250,000		(250,000)
CHGTWR	SFGH COOLING TOWERS REPLACEMENT BLDG 2		300,000	300,000
	SUB-TOTAL 5H AAA ACP	28,340,194	5,993,381	(22,346,813)

5L AAA ACP: LHH-CONTINUING PROJ-OPERATING FD

PHLSTR	LHH - GENERAL STORE		15,000	15,000
	SUB-TOTAL 5L AAA ACP	0	15,000	15,000

5L CPF LOC: LHH-CAPITAL PROJECTS-LOCAL FUND

CHLSNF	LAGUNA HONDA HOSPITAL IMPROVEMENT	49,136,686		(49,136,686)
	SUB-TOTAL 5L CPF LOC	49,136,686	0	(49,136,686)
	SUB-TOTAL CONTINUING PROJECTS	125,195,338	51,236,884	(73,958,454)

GRANTS:

1G AGF ARA: AMERICAN RECOVERY AND REINVESTMENT ACT

HCARRA	HEALTH AT HOME-FED STIMULUS-FMAP ARRA	24,781	24,781	0
HCFMAP	FEDERAL STIMULUS FUNDS	11,200,000	11,200,000	0
	SUB-TOTAL 1G AGF ARA	11,224,781	11,224,781	0

2S CHS ARA: AMERICAN RECOVERY AND REINVESTMENT ACT

HCAO10	HIV TESTING & COUSELING IN STD CLINICS		60,365	60,365
HCDC06	HPV EPIDEMIOLOGY & RESPONSE TO SCREENING		12,760	12,760
	SUB-TOTAL 2S CHS ARA	0	73,125	73,125

Department: DPH : PUBLIC HEALTH

2009-2010 Original Budget	2010-2011 Proposed	2010-2011 vs 2009-2010
---------------------------------	-----------------------	---------------------------

Uses of Funds Detail Appropriation

GRANTS:

2S CHS GNC: GRANTS; NON-PROJECT; CONTINUING

HCAC11	HOSPITAL PREPAREDNESS PROGRAM	460,396	409,124	(51,272)
HCAD05	HPP H1N1		70,990	70,990
HCAO01	CHEMOPROPHYLAXIS FOR HIV PREVENT. IN MEN	31,724	34,645	2,921
HCAO05	MEDICAL MONITORING PROJECT		401,770	401,770
HCAO07	PREVENTION UMBRELLA FOR MSM IN AMERICAS		117,656	117,656
HCAO11	VIRAL LOAD STUDY		15,055	15,055
HCAO13	ELEARNING MODULES TO SUPPORT HIV RESEARC		35,125	35,125
HCAO14	CDC KENYA - MONITORING & EVALUATION		58,605	58,605
HCAO15	HIV PREVENTION PROGRAM		512,960	512,960
HCAO16	HIV CARE PROGRAM - SAM		3,533,612	3,533,612
HCAO18	GHANA MARPS SIZE ESTIMATION		14,232	14,232
HCAO19	CHINA MSM TECHNICAL ASSISTANCE		49,339	49,339
HCAP03	CDC BASIC-REFUGEE	233,195	234,000	805
HCAP20	REFUGEE PREV - CHRONIC HEALTH CONDITIONS	88,075	88,075	0
HCCH01	SF DUI PREVENTION EDUCATION	281,007		(281,007)
HCCH02	SF PEDESTRIAN SAFETY PROJECT	267,789		(267,789)
HCD101	CENTER FOR AIDS PREVENTION STUDIES	47,945	48,184	239
HCD104	BAY AREA HIV/AIDS RESEARCH CENTER	92,534		(92,534)
HCD108	CHANGING HIV TRANSMISSION BEHAVIOR	60,012		(60,012)
HCD113	PANDEMIC INFLUENZA STATE GF	116,558	88,706	(27,852)
HCD116	SEROSORTING AMONG MEN AT RISK FOR HIV	452,174		(452,174)
HCD119	SAN FRANCISCO VACCINE AND PREV. UNIT	139,432	194,290	54,858
HCD120	MIRTAZAPINE STUDY	63,210		(63,210)
HCD121	MINORITY AIDS INITIATIVE PROGRAMS	641,576	764,443	122,867
HCD123	NATIONAL HIV BEHAVIORAL SURVEILLANCE	418,225	444,554	26,329
HCD124	EXPANDED AND INTEGRATED HIV TESTING	243,690	239,271	(4,419)
HCD128	HVTN ASSOC DIR FOR SITES IN THE AMERICAS	157,920	153,076	(4,844)
HCD129	HVTN TRAINING & EDUC COMMITTEE CO-CHAIR	110,921	99,250	(11,671)
HCD132	INTERNATIONAL MOBILITY OF HIV	119,181	191,077	71,896
HCD133	CHINA MSM - TECHNICAL ASSISTANCE	164,344		(164,344)
HCD134	UCSF-GIVI CTR FOR AIDS RESEARCH (CFAR)	7,271	7,271	0
HCD135	REDUCING SEXUAL RISK AMONG EPISODIC MSM	20,379	69,828	49,449
HCD136	HIV RAPID TESTING & COUNSELING IN DRUG A	19,575	20,835	1,260
HCD137	ARIPIPRAZOLE TREATMENT METHAMPHETAMI MSM	13,242	13,242	0

Department: DPH : PUBLIC HEALTH

2009-2010 Original Budget	2010-2011 Proposed	2010-2011 vs 2009-2010
---------------------------------	-----------------------	---------------------------

Uses of Funds Detail Appropriation

GRANTS:

2S CHS GNC: GRANTS; NON-PROJECT; CONTINUING

HCD138	ARIPRAZOLE REDUCE METHAMPHETA MSM-HIV	10,566	10,566	0
HCDC01	STD SURVEILLANCE NETWORK (SSUN)	225,000	225,000	0
HCDC03	CDC/PHER H1N1		660,676	660,676
HCDC05	CDC/PHER H1N1 PHASE 3		1,328,495	1,328,495
HCEH02	CHINATOWN RESTAURANT WORKER HEALTH PROJ.	16,044		(16,044)
HCGLAR	LARKIN STREET SERVICE/YOUTH CENTER	20,000	20,000	0
HCGLSC	LARKIN STREET YOUTH CENTER	77,966	77,966	0
HCGMCK	MCKINNEY HOMELESS GRANT (CHN-PC)	696,965	710,904	13,939
HCGSFS	A SAN FRANCISCO STREET YOUTH COHORT	27,917	27,917	0
HCGTAR	TARC-OUTPATIENT EARLY INTERVENTION SVCS	219,613	219,613	0
HCGTOH	TOM WADDEL-TENDORLIN ORAL HEALTH COLLABO	400,000	400,000	0
HCGTWC	PREV. & HEALTH - TOM WADDELL (CHN-PC)	94,787	94,787	0
HCH005	COLLAB INIT TO HELP END CHRONIC HOMELESS	666,666	684,014	17,348
HCH007	DIR ACCESS TO HOUSING-CHRONICALLY ALCOHO	465,710	508,873	43,163
HCH008	SUPPORT HOUSING-CHRONICAL HOMELESS OFFEN	934,116		(934,116)
HCHS01	DIRECT ACCESS OF HOUSING PROGRAM	1,436,459		(1,436,459)
HCHS02	DIRECT ACCESS HOUSING HOMELESS VETERANS	1,800,000		(1,800,000)
HCHS03	DIRECT ACCESS HOUSING SUPPORTIVE SERVICE		476,000	476,000
HCHS04	DAH FOR HOMESLESS VETS		750,000	750,000
HCMC01	PEER PROVIDER PROJECT	75,000	75,000	0
HCPB01	STATE LOCAL OVERSIGHT PROJECT	482,234	512,685	30,451
HCPB02	LEAD CASE MANAGEMENT CONTRACT	478,586	456,584	(22,002)
HCPB11	BEACH WATER QUALITY MONITOR & NOTIFICATN	25,000	25,000	0
HCPB25	WORKER HEALTH & SAFETY IN CHINATOWN RES.	7,580		(7,580)
HCPD10	STATE AIDS DRUG PROGRAM	124,943	115,970	(8,973)
HCPD11	STATE EDUCATION & PREVENTION	2,211,046		(2,211,046)
HCPD13	CARE TITLE FORMULA	26,270,880	26,454,864	183,984
HCPD14	LOCAL ASSIST BLOCK GRANT	772,593	759,492	(13,101)
HCPD15	HIV TESTING	844,081		(844,081)
HCPD16	STD PREVENTION	1,562,945	1,666,880	103,935
HCPD17	TB/HIV PREVENTION	2,799,251	2,799,251	0
HCPD21	TUBERCULOSIS SUBVENTION	354,947	354,857	(90)
HCPD22	CARE TITLE II	1,552,385		(1,552,385)
HCPD24	STATE PRIMARY CARE/EARLY INTERV	1,321,125		(1,321,125)

Department: DPH : PUBLIC HEALTH

2009-2010 Original Budget	2010-2011 Proposed	2010-2011 vs 2009-2010
---------------------------------	-----------------------	---------------------------

Uses of Funds Detail Appropriation

GRANTS:

2S CHS GNC: GRANTS; NON-PROJECT; CONTINUING

HCPD29	IMMUNIZATION SERVICES	486,957	596,741	109,784
HCPD40	STATE-STD TRAINING GRANT	152,000	152,000	0
HCPD42	HIV-1 VIRAL LOAD TESTS	850,000		(850,000)
HCPD68	INT'L TRAINEESHIP IN AIDS PREV. STUDIES	19,691	21,281	1,590
HCPD69	HEALTH PREPAREDNESS & RESPONSE BIOTERROR	888,697	848,956	(39,741)
HCPD77	UNIV TECH ASSIST PROJ-GLOBAL AIDS PROG	194,012	205,000	10,988
HCPD79	CENTER FOR AIDS PREVENTION STUDIES	22,598	27,100	4,502
HCPD89	AIDS SURVEILLANCE/SEROPREVALENCE	1,805,694	1,805,694	0
HCPD90	AIDS PREVENTION & EDUC	8,824,991	8,824,991	0
HCPD93	STATEWIDE IMMUNIZATION INFORMATION SYST	59,094		(59,094)
HCPD95	SAN FRANCISCO CITIES READINESS INITIATIV	286,755	221,619	(65,136)
HCPD96	CHRONIC HEPTATITIS ELECTRONIC REGISTRY	522,374	354,215	(168,159)
HCPH01	HEALTH EDUCATION AB75	532,501	513,625	(18,876)
HCPH23	INJURY PREVENTION LEADERSHIP NETWORK	72,000	66,000	(6,000)
HCPH25	SAFE ROUTE TO SCHOOL		278,632	278,632
HCPH27	SHAPE UP BAYVIEW HUNTERS POINT	75,000		(75,000)
HCPM01	TITLE X FAMILY PLANNING	179,577	179,577	0
HCPM02	BLACK INFANT HEALTH PROGRAM	746,701	405,142	(341,559)
HCPM03	MCH ALLOTMENT	1,130,388	1,048,779	(81,609)
HCPM05	CHDP/EPST/PHN/PCG	1,313,008	1,215,186	(97,822)
HCPM08	WIC PROGRAM	3,256,000	3,730,000	474,000
HCPM13	NUTRITION NETWORK PROJECT	145,136	145,135	(1)
HCPM14	HEALTH CARE-CHILDREN IN FOSTER CARE	1,255,214	1,339,659	84,445
HCPM24	FAMILY PLANNING - COMMUNITY CHALLENGE GR	127,000	127,000	0
HCPM25	FACET GRANT; BAART PROGRAMS	11,927	12,591	664
HCPM26	WOMEN'S NUTRITIONAL AWARENESS	127,791	154,723	26,932
HCSA03	SHOP		450,000	450,000
HMAD01	INTEGRATED SERVICES FOR MENTALLY ILL		624,750	624,750
HMAD02	INTEGRATED SERVICES (PUBLIC CONTRACT)		580,090	580,090
HMCDCI	COMPREHENSIVE DRUG COURT	370,309	370,309	0
HMCH01	AIIM HIGHER SAN FRANCISCO	100,000	32,381	(67,619)
HMCH02	URBAN TRAILS SAN FRANCISCO		1,500,000	1,500,000
HMDDCD	DEPENDENCY DRUG COURT	258,459	258,459	0
HMDRUG	DRUG COURT PARTNERSHIP	406,205	406,205	0

Department: DPH : PUBLIC HEALTH

2009-2010 Original Budget	2010-2011 Proposed	2010-2011 vs 2009-2010
---------------------------------	-----------------------	---------------------------

Uses of Funds Detail Appropriation

GRANTS:

2S CHS GNC: GRANTS; NON-PROJECT; CONTINUING

HMM005	HRSA TITLE IV HIV SERVICES	97,531	97,531	0
HMM007	SAMHSA GRANT ALLOCATION FY	2,677,299	2,705,009	27,710
HMM015	MYLAN PROJECT	200,704		(200,704)
HMPATH	SB MCKINNEY-PATH	471,061	471,061	0
	SUB-TOTAL 2S CHS GNC	77,891,454	77,094,050	(797,404)

2S CHS SRC: COMM HEALTH SVCS-STATE RECURRING GRT

HCGDEN	DHS - SF CHILDRENS DENTAL DISEASE PREVEN	27,387		(27,387)
	SUB-TOTAL 2S CHS SRC	27,387	0	(27,387)

2S PPF HLS: HOMELAND SECURITY

EDSHSP	STATE HOMELAND SECURITY PROGRAM	75,000		(75,000)
	SUB-TOTAL 2S PPF HLS	75,000	0	(75,000)

5H AAA ARA: AMERICAN RECOVERY AND REINVESTMENT ACT

GHARRA	SFGH FEDERAL STIMULUS-FMAP ARRA GRANT	13,770,439	13,770,439	0
	SUB-TOTAL 5H AAA ARA	13,770,439	13,770,439	0

5L AAA ARA: AMERICAN RECOVERY AND REINVESTMENT ACT

HLARRA	FEDERAL STIMULUS-FMAP ARRA GRANT-LHH	2,963,000	2,963,000	0
	SUB-TOTAL 5L AAA ARA	2,963,000	2,963,000	0

5L AGT FED: LHH-OPERATING GRANTS-FEDERAL FUND

HLHDET	STANFORD GERIATRIC EDUCATION CENTER	7,500		(7,500)
	SUB-TOTAL 5L AGT FED	7,500	0	(7,500)
	SUB-TOTAL GRANTS	105,959,561	105,125,395	(834,166)

Department: DPH : PUBLIC HEALTH

2009-2010 Original Budget	2010-2011 Proposed	2010-2011 vs 2009-2010
---------------------------------	-----------------------	---------------------------

Uses of Funds Detail Appropriation

WORK ORDERS/OVERHEAD:				
1G AGF WOF: GENERAL FUND WORK ORDER FUND				
DPHHH	HEALTH AT HOME	475,892		(475,892)
DPHMH	MENTAL HEALTH	16,713,494	18,697,155	1,983,661
DPHPC	PRIMARY CARE	673,790	673,790	0
DPHPH	PUBLIC HEALTH DIVISION	4,928,933	4,979,649	50,716
DPHSA	SUBSTANCE ABUSE	3,515,202	1,684,649	(1,830,553)
	SUB-TOTAL 1G AGF WOF	26,307,311	26,035,243	(272,068)
	SUB-TOTAL WORK ORDERS/OVERHEAD	26,307,311	26,035,243	(272,068)
Total Uses of Funds		1,473,384,073	1,442,415,778	(30,968,295)

Department: LIB : PUBLIC LIBRARY

2009-2010 Original Budget	2010-2011 Proposed	2010-2011 vs 2009-2010
---------------------------------	-----------------------	---------------------------

Fund Summary

2S LIB	PUBLIC LIBRARY SPEC REV FD	82,556,314	83,397,673	841,359
7E BEQ	BEQUESTS FUND	545,000	415,000	(130,000)
7E GIF	GIFT FUND	22,000		(22,000)
Total Sources and Uses by Funds		83,123,314	83,812,673	689,359

Program Summary

EGE	ADULT SERVICES	530,000	400,000	(130,000)
EEG	BRANCH PROGRAM	17,714,727	18,449,142	734,415
FAL	CHILDREN'S BASELINE	8,504,417	7,695,211	(809,206)
CBF	CHILDREN'S SERVICES	1,285,974	1,002,496	(283,478)
EGF	COMMUNICATIONS, COLLECTIONS & ADULT SERV	10,676,976	8,445,844	(2,231,132)
EGH	FACILITES	10,706,973	11,049,769	342,796
EGG	INFORMATION TECHNOLOGY	4,748,233	4,460,624	(287,609)
EIB	LIBRARY ADMINISTRATION	7,888,392	10,436,392	2,548,000
EEF	MAIN PROGRAM	16,159,816	16,069,180	(90,636)
EGD	TECHNICAL SERVICES	4,907,806	5,804,015	896,209
Total Uses by Program		83,123,314	83,812,673	689,359

Character Summary

001	SALARIES	41,022,828	40,297,090	(725,738)
013	MANDATORY FRINGE BENEFITS	17,249,748	22,250,328	5,000,580
020	OVERHEAD	986	2,801	1,815
021	NON PERSONNEL SERVICES	3,150,940	5,282,790	2,131,850
040	MATERIALS & SUPPLIES	12,352,737	10,587,101	(1,765,636)
060	CAPITAL OUTLAY	357,435		(357,435)
070	DEBT SERVICE	3,414,524		(3,414,524)
081	SERVICES OF OTHER DEPTS	5,574,116	5,392,563	(181,553)
095	INTRAFUND TRANSFERS OUT	212,435		(212,435)
ELU	TRANSFER ADJUSTMENTS-USES	(212,435)		212,435
Total Uses by Character		83,123,314	83,812,673	689,359

Department: LIB : PUBLIC LIBRARY

2009-2010 Original Budget	2010-2011 Proposed	2010-2011 vs 2009-2010
---------------------------------	-----------------------	---------------------------

Sources of Funds Detail by Subobject

10110	PROP TAX CURR YR-SECURED	33,895,000	31,028,000	(2,867,000)
10120	PROP TAX CURR YR-UNSECURED	2,209,000	2,292,000	83,000
10230	UNSECURED INSTL 5/8 YR PLAN	31,000	18,000	(13,000)
10310	SUPP ASST SB813-CY SECURED	316,000	206,000	(110,000)
10410	SUPP ASST SB813-PY SECURED	587,000	246,000	(341,000)
10920	PROP TAX AB 1290 RDA PASSTHROUGH	346,000	447,000	101,000
30150	INTEREST EARNED - POOLED CASH	324,000	272,400	(51,600)
39899	OTHER CITY PROPERTY RENTALS	478,000	388,000	(90,000)
48111	HOMEOWNERS PROP TAX RELIEF	165,000	165,000	0
48999	OTHER STATE GRANTS & SUBVENTIONS	409,665	409,665	0
62511	BOOKS PAID	47,800	47,800	0
62531	FINES	450,000	450,000	0
62542	LIBRARY EVENTS/MEETING ROOM FEES	7,000	7,000	0
62599	MISC LIBRARY SERVICES & OTHER REVENUE	180,000	205,000	25,000
78101	GIFTS AND BEQUESTS	37,000	15,000	(22,000)
865EV	EXP REC FR ENVIRONMENT (AAO)	52,780	54,363	1,583
9502M	ITI FR 2S/LIB-PUBLIC LIBRARY FUND	212,435		(212,435)
99999B	BEGINNING FUND BALANCE-BUDGET BASIS	1,348,069	3,492,893	2,144,824
ELIMSD	TRANSFER ADJUSTMENTS-SOURCES	(212,435)		212,435
GFS (1)	GENERAL FUND SUPPORT	42,240,000	44,068,552	1,828,552
Total Sources of Funds		83,123,314	83,812,673	689,359

(1) This figure represents the nondepartmental (citywide) general fund revenues required to support the department's operations.

Uses of Funds Detail Appropriation

OPERATING:

2S LIB NPR: PUBLIC LIBRARY PRESERVATION FUND

001	SALARIES	41,022,828	40,297,090	(725,738)
013	MANDATORY FRINGE BENEFITS	17,249,748	22,250,328	5,000,580
021	NON PERSONNEL SERVICES	3,150,940	5,282,790	2,131,850
040	MATERIALS & SUPPLIES	11,707,125	10,092,342	(1,614,783)
060	CAPITAL OUTLAY	145,000		(145,000)
070	DEBT SERVICE	3,414,524		(3,414,524)
081	SERVICES OF OTHER DEPTS	5,569,116	5,390,525	(178,591)
095	INTRAFUND TRANSFERS OUT	212,435		(212,435)

Department: LIB : PUBLIC LIBRARY

2009-2010 Original Budget	2010-2011 Proposed	2010-2011 vs 2009-2010
---------------------------------	-----------------------	---------------------------

Uses of Funds Detail Appropriation

OPERATING:				
2S LIB NPR: PUBLIC LIBRARY PRESERVATION FUND				
ELU	TRANSFER ADJUSTMENTS-USES	(212,435)		212,435
	SUB-TOTAL 2S LIB NPR	82,259,281	83,313,075	1,053,794
	SUB-TOTAL OPERATING	82,259,281	83,313,075	1,053,794
CONTINUING PROJECTS:				
2S LIB CPR: LIBRARY FUND - CONTINUING PROJECTS				
FLBCPC	10 YEAR CAPITAL PLANNING PROGRAM	212,435		(212,435)
	SUB-TOTAL 2S LIB CPR	212,435	0	(212,435)
2S LIB SRF: LIBRARY SPECIAL REVENUE FUND				
PLB008	LIBRARY SPECIAL COLLECTION-HISTORY ROOM	25,000	25,000	0
	SUB-TOTAL 2S LIB SRF	25,000	25,000	0
	SUB-TOTAL CONTINUING PROJECTS	237,435	25,000	(212,435)
GRANTS:				
2S LIB GNC: GRANTS; NON-PROJECT; CONTINUING				
LBREAD	PROJ READ TUTOR/STUDENT ENHANCEMENT	59,598	59,598	0
	SUB-TOTAL 2S LIB GNC	59,598	59,598	0
7E BEQ BEQ: ETF-BEQUESTS FUND				
LBDANN	LILLIAN DANNENBERG BEQUEST	15,000	15,000	0
LBG122	FUHRMAN BEQUEST	530,000	400,000	(130,000)
	SUB-TOTAL 7E BEQ BEQ	545,000	415,000	(130,000)
7E GIF GIF: ETF-GIFT FUND				
LBG608	FRIENDS & FOUNDATION GAY/LESBIAN CENTER	22,000		(22,000)
	SUB-TOTAL 7E GIF GIF	22,000	0	(22,000)
	SUB-TOTAL GRANTS	626,598	474,598	(152,000)
Total Uses of Funds		83,123,314	83,812,673	689,359

Department: PUC : PUBLIC UTILITIES COMMISSION

2009-2010 Original Budget	2010-2011 Proposed	2010-2011 vs 2009-2010	2011-2012 Proposed	2011-2012 vs 2010-2011
---------------------------------	-----------------------	---------------------------	-----------------------	---------------------------

Fund Summary

5C AAA	CWP-OPERATING FUND	209,903,716	213,933,596	4,029,880	208,131,150	(5,802,446)
5C CPF	CWP-CAPITAL PROJECTS FUND	19,424,000	17,317,180	(2,106,820)	37,027,450	19,710,270
5T AAA	HETCHY OPERATING FUND	167,269,353	179,554,314	12,284,961	185,187,794	5,633,480
5T CPF	HETCHY CAPITAL PROJECTS FUND	15,500,000	15,250,000	(250,000)	25,500,000	10,250,000
5W AAA	SFWD-OPERATING FUND	258,786,674	288,426,910	29,640,236	320,098,882	31,671,972
5W CPF	SFWD-CAPITAL PROJECTS FUND	13,720,000	13,150,000	(570,000)	19,400,000	6,250,000
Total Sources and Uses by Funds		684,603,743	727,632,000	43,028,257	795,345,276	67,713,276

Program Summary

BDA	ADMINISTRATION	251,361,352	99,027,407	(152,333,945)	101,535,969	2,508,562
BCE	CUSTOMER SERVICES	11,999,338	11,802,827	(196,511)	12,118,523	315,696
BDQ	DEBT SERVICE		139,824,524	139,824,524	165,868,853	26,044,329
BCT	FINANCE	8,566,556	9,028,140	461,584	9,689,592	661,452
BCR	GENERAL MANAGEMENT	(49,863,587)	(51,646,323)	(1,782,736)	(53,128,094)	(1,481,771)
BCP	HETCH HETCHY CAPITAL PROJECTS	61,347,928	71,227,000	9,879,072	81,344,500	10,117,500
BDO	HETCHY WATER OPERATIONS	44,090,267	47,291,914	3,201,647	49,527,612	2,235,698
BCW	HUMAN RESOURCES	7,630,447	8,268,314	637,867	8,953,467	685,153
BCS	MANAGEMENT INFORMATION	17,881,439	19,026,068	1,144,629	18,778,113	(247,955)
BDR	OPERATING RESERVE		36,690,810	36,690,810	42,065,255	5,374,445
BDI	POWER INFRASTRUCTURE DEVELOPMENT	6,299,178	9,449,293	3,150,115	9,534,478	85,185
BDG	POWER PURCHASING/ SCHEDULING	44,819,404	42,750,597	(2,068,807)	45,046,038	2,295,441
BDH	POWER UTILITY FIELD SERVICES	493,319	493,319		493,319	
BCC	POWER UTILITY SERVICES	15,754,214	13,052,160	(2,702,054)	13,327,658	275,498
BCV	STRATEGIC PLANNING/COMPLIANCE	6,308,215	9,249,839	2,941,624	9,456,941	207,102
BDP	WASTEWATER CAPITAL PROJECTS		14,067,180	14,067,180	33,777,450	19,710,270
BDE	WASTEWATER COLLECTION	29,513,841	30,673,967	1,160,126	30,142,745	(531,222)
BAX	WASTEWATER OPERATIONS	24,352,376	5,967,667	(18,384,709)	5,982,726	15,059
BDC	WASTEWATER TREATMENT	64,727,590	64,209,111	(518,479)	65,594,095	1,384,984
BCI	WATER CAPITAL PROJECTS	41,347,520	38,974,865	(2,372,655)	36,326,307	(2,648,558)
BDJ	WATER SOURCE OF SUPPLY	17,715,237	20,635,416	2,920,179	20,812,400	176,984
BDK	WATER TRANSMISSION/ DISTRIBUTION	47,407,454	50,609,936	3,202,482	50,753,438	143,502
BDM	WATER TREATMENT	32,851,655	36,957,969	4,106,314	37,343,891	385,922
Total Uses by Program		684,603,743	727,632,000	43,028,257	795,345,276	67,713,276

Department: PUC : PUBLIC UTILITIES COMMISSION

2009-2010 Original Budget	2010-2011 Proposed	2010-2011 vs 2009-2010	2011-2012 Proposed	2011-2012 vs 2010-2011
---------------------------------	-----------------------	---------------------------	-----------------------	---------------------------

Character Summary

001	SALARIES	190,676,575	187,664,675	(3,011,900)	189,058,316	1,393,641
013	MANDATORY FRINGE BENEFITS	60,002,397	69,168,697	9,166,300	77,604,329	8,435,632
020	OVERHEAD	1,776,859	3,891,114	2,114,255	3,891,114	
021	NON PERSONNEL SERVICES	175,298,122	113,016,760	(62,281,362)	115,485,410	2,468,650
038	CITY GRANT PROGRAMS		1,080,000	1,080,000	1,080,000	
039	OTHER SUPPORT & CARE OF PERSONS	1,254,211		(1,254,211)		
040	MATERIALS & SUPPLIES	25,197,042	26,473,311	1,276,269	26,454,410	(18,901)
060	CAPITAL OUTLAY	129,672,838	133,870,300	4,197,462	158,508,104	24,637,804
06F	FACILITIES MAINTENANCE	11,018,719	12,358,214	1,339,495	12,358,214	
070	DEBT SERVICE	137,466,420	139,824,524	2,358,104	165,868,853	26,044,329
081	SERVICES OF OTHER DEPTS	127,139,086	134,480,320	7,341,234	137,166,675	2,686,355
091	OPERATING TRANSFERS OUT	36,746,506	38,258,628	1,512,122	46,013,523	7,754,895
095	INTRAFUND TRANSFERS OUT	129,766,873	128,864,381	(902,492)	149,181,093	20,316,712
098	UNAPPROPRIATED REVENUE-DESIGNATED	12,332,111	36,690,810	24,358,699	42,065,255	5,374,445
ELU	TRANSFER ADJUSTMENTS-USERS	(353,744,016)	(298,009,734)	55,734,282	(329,390,020)	(31,380,286)
Total Uses by Character		684,603,743	727,632,000	43,028,257	795,345,276	67,713,276

Reserved Appropriations

CONTROLLER RESERVES:

OPERATING: 5T AAA AAA:

060	CAPITAL OUTLAY		6,000,000	6,000,000	4,000,000	(2,000,000)
-----	----------------	--	-----------	-----------	-----------	-------------

CONTINUING PROJECTS: 5C CPF LOC:

CWW100	PROPERTY PURCHASE		3,250,000	3,250,000	3,250,000	
--------	-------------------	--	-----------	-----------	-----------	--

CONTINUING PROJECTS: 5T AAA ACP:

CUH975	HETCHY WATER R&R - WATER INFRASTRUCTURE	923,000		(923,000)		
CUH977	HETCHY WATER R&R - FACILITIES RENEWALS	2,505,298		(2,505,298)		

CONTINUING PROJECTS: 5T CPF WCF:

CUH975	HETCHY WATER R&R - WATER INFRASTRUCTURE	1,965,889		(1,965,889)		
CUH977	HETCHY WATER R&R - FACILITIES RENEWALS	1,105,813		(1,105,813)		

CONTINUING PROJECTS: 5W CPF 02E:

CUW02E	2002 PROP E BOND FUNDS		7,137,500	7,137,500	14,000,000	6,862,500
--------	------------------------	--	-----------	-----------	------------	-----------

SUB-TOTAL CONTROLLER RESERVES

6,500,000	16,387,500	9,887,500	21,250,000	4,862,500
------------------	-------------------	------------------	-------------------	------------------

Total Reserved Appropriations

6,500,000	16,387,500	9,887,500	21,250,000	4,862,500
------------------	-------------------	------------------	-------------------	------------------

Department: PUC : PUBLIC UTILITIES COMMISSION

2009-2010 Original Budget	2010-2011 Proposed	2010-2011 vs 2009-2010	2011-2012 Proposed	2011-2012 vs 2010-2011
---------------------------------	-----------------------	---------------------------	-----------------------	---------------------------

Sources of Funds Detail by Subobject

30150	INTEREST EARNED - POOLED CASH	5,997,030	4,883,129	(1,113,901)	8,451,599	3,568,470
39899	OTHER CITY PROPERTY RENTALS	10,427,000	13,190,571	2,763,571	13,767,941	577,370
63102	SEWER SERVICE CHARGE-COMML/RESID	213,172,608	212,940,152	(232,456)	225,432,712	12,492,560
63104	SEWER SERVICE CHARGE-SPCL DISTRICT	6,000,000	6,000,000		6,000,000	
63105	SEWER SERVICE-LOW-INCOME SUBSIDIZED	666,666		(666,666)		
68111	SALE OF WATER-SF CONSUMERS	118,904,632	133,943,552	15,038,920	151,439,929	17,496,377
68113	SALE OF WATER-LOW-INCOME SUBSIDIZED	333,334		(333,334)		
68121	SALE OF WATER-MUNI PAYING	1,952,418	1,858,706	(93,712)	2,091,044	232,338
68131	SALE OF WATER-SUB NON RESALE	7,709,904	8,222,634	512,730	9,250,463	1,027,829
68181	SALE OF WATER-SUBURBAN RESALE	147,247,500	160,120,721	12,873,221	177,217,451	17,096,730
68611	SALE OF ELECTRICITY-CITY NON-WORKORDERS	14,532,682	17,156,698	2,624,016	18,416,889	1,260,191
68612	SALE OF ELECTRICITY-NON-CITY	15,197,526	16,426,894	1,229,368	15,974,574	(452,320)
68613	SALE OF ELECTRICITY-CITY WORKORDERS	59,910,786		(59,910,786)		
68711	SALE OF WATER	1,300,000	1,468,114	168,114	1,468,114	
78001	WATER SERVICE INSTALLATION CHARGES	2,000,000	2,000,000		2,000,000	
79999	OTHER NON-OPERATING REVENUE	9,088,953	9,321,744	232,791	9,321,744	
80399	PROCEEDS FROM OTHER S/T DEBTS	6,500,000	16,387,500	9,887,500	21,250,000	4,862,500
86599	EXP REC-GENERAL UNALLOCATED	154,310,180	155,254,068	943,888	163,697,504	8,443,436
865UH	EXP REC FR HETCH HETCHY (AAO)	9,867,588	10,297,481	429,893	10,661,726	364,245
865UW	EXP REC FR WATER DEPT (AAO)	34,783,121	37,439,305	2,656,184	38,426,917	987,612
865WP	EXP REC FR CLEANWATER (AAO)	19,000,605	22,407,113	3,406,508	23,092,320	685,207
9305W	OTI FR 5W-WATER DEPARTMENT FUNDS	36,246,506	36,884,006	637,500	44,638,901	7,754,895
9505C	ITI FR 5C-CLEANWATER PROGRAM FUNDS	24,267,680	16,058,832	(8,208,848)	35,769,102	19,710,270
9505T	ITI FR 5T-HETCH HETCHY FUNDS	58,400,747	67,826,477	9,425,730	71,081,477	3,255,000
9505W	ITI FR 5W-WATER DEPARTMENT FUNDS	47,098,446	44,979,072	(2,119,374)	42,330,514	(2,648,558)
99999B	BEGINNING FUND BALANCE-BUDGET BASIS	33,431,847	30,574,965	(2,856,882)	32,954,375	2,379,410
ELIMSD	TRANSFER ADJUSTMENTS-SOURCES	(353,744,016)	(298,009,734)	55,734,282	(329,390,020)	(31,380,286)
Total Sources and Uses by Funds		684,603,743	727,632,000	43,028,257	795,345,276	67,713,276

Uses of Funds Detail Appropriation

OPERATING:

5C AAA AAA: CWP-OPERATING-NON-PROJ-CONTROLLED FD

001	SALARIES	40,983,275	39,871,080	(1,112,195)	39,781,147	(89,933)
013	MANDATORY FRINGE BENEFITS	14,299,448	16,104,214	1,804,766	17,854,093	1,749,879

Department: PUC : PUBLIC UTILITIES COMMISSION

2009-2010 Original Budget	2010-2011 Proposed	2010-2011 vs 2009-2010	2011-2012 Proposed	2011-2012 vs 2010-2011
---------------------------------	-----------------------	---------------------------	-----------------------	---------------------------

Uses of Funds Detail Appropriation

OPERATING:

5C AAA AAA: CWP-OPERATING-NON-PROJ-CONTROLLED FD

020	OVERHEAD		76,676	76,676	76,676	
021	NON PERSONNEL SERVICES	10,925,565	11,106,607	181,042	11,113,155	6,548
040	MATERIALS & SUPPLIES	8,862,467	9,212,159	349,692	9,212,159	
060	CAPITAL OUTLAY	1,026,434	2,057,746	1,031,312	1,240,146	(817,600)
070	DEBT SERVICE	66,834,098	54,649,750	(12,184,348)	43,951,850	(10,697,900)
081	SERVICES OF OTHER DEPTS	49,796,638	54,094,634	4,297,996	54,887,158	792,524
095	INTRAFUND TRANSFERS OUT	24,267,680	16,058,832	(8,208,848)	35,769,102	19,710,270
098	UNAPPROPRIATED REVENUE-DESIGNATED	12,332,111	24,769,078	12,436,967	28,023,114	3,254,036
ELU	TRANSFER ADJUSTMENTS-USES	(24,267,680)	(16,058,832)	8,208,848	(35,769,102)	(19,710,270)
	SUB-TOTAL 5C AAA AAA	205,060,036	211,941,944	6,881,908	206,139,498	(5,802,446)

5T AAA AAA: HETCHY OPERATING-NON-PROJ-CONTROLLED FD

001	SALARIES	21,218,161	22,469,737	1,251,576	23,411,608	941,871
013	MANDATORY FRINGE BENEFITS	7,608,982	9,217,057	1,608,075	10,592,346	1,375,289
020	OVERHEAD		159,914	159,914	159,914	
021	NON PERSONNEL SERVICES	54,354,545	54,476,709	122,164	56,888,297	2,411,588
040	MATERIALS & SUPPLIES	2,349,168	2,772,940	423,772	2,812,340	39,400
060	CAPITAL OUTLAY	1,449,422	1,597,427	148,005	1,462,824	(134,603)
070	DEBT SERVICE	421,668	916,668	495,000	1,411,668	495,000
081	SERVICES OF OTHER DEPTS	14,712,446	15,177,725	465,279	15,539,662	361,937
095	INTRAFUND TRANSFERS OUT	58,400,747	67,826,477	9,425,730	71,081,477	3,255,000
ELU	TRANSFER ADJUSTMENTS-USES	(58,400,747)	(67,826,477)	(9,425,730)	(71,081,477)	(3,255,000)
	SUB-TOTAL 5T AAA AAA	102,114,392	106,788,177	4,673,785	112,278,659	5,490,482

5W AAA AAA: SFWD-OPERATING-NON-PROJ-CONTROLLED FD

001	SALARIES	54,675,068	53,855,329	(819,739)	53,633,866	(221,463)
013	MANDATORY FRINGE BENEFITS	19,333,459	22,039,055	2,705,596	24,377,332	2,338,277
021	NON PERSONNEL SERVICES	17,119,377	16,884,474	(234,903)	16,897,167	12,693
038	CITY GRANT PROGRAMS		1,080,000	1,080,000	1,080,000	
040	MATERIALS & SUPPLIES	11,632,331	12,006,038	373,707	12,006,038	
060	CAPITAL OUTLAY	1,691,063	3,051,975	1,360,912	1,582,897	(1,469,078)
070	DEBT SERVICE	70,210,654	84,258,106	14,047,452	120,505,335	36,247,229
081	SERVICES OF OTHER DEPTS	48,813,672	51,501,129	2,687,457	53,043,592	1,542,463
091	OPERATING TRANSFERS OUT	30,246,506	29,746,506	(500,000)	30,638,901	892,395
095	INTRAFUND TRANSFERS OUT	47,098,446	44,979,072	(2,119,374)	42,330,514	(2,648,558)

Department: PUC : PUBLIC UTILITIES COMMISSION

2009-2010 Original Budget	2010-2011 Proposed	2010-2011 vs 2009-2010	2011-2012 Proposed	2011-2012 vs 2010-2011
---------------------------------	-----------------------	---------------------------	-----------------------	---------------------------

Uses of Funds Detail Appropriation

OPERATING:

5W AAA AAA: SFWD-OPERATING-NON-PROJ-CONTROLLED FD

098	UNAPPROPRIATED REVENUE-DESIGNATED		11,921,732	11,921,732	14,042,141	2,120,409
ELU	TRANSFER ADJUSTMENTS-USES	(75,412,348)	(74,725,578)	686,770	(72,969,415)	1,756,163
	SUB-TOTAL 5W AAA AAA	225,408,228	256,597,838	31,189,610	297,168,368	40,570,530

5W PUC OPF: PUC OPERATING FUND

001	SALARIES	30,073,315	30,288,556	215,241	31,030,483	741,927
013	MANDATORY FRINGE BENEFITS	11,113,833	12,905,661	1,791,828	14,655,235	1,749,574
020	OVERHEAD	1,776,859	3,654,524	1,877,665	3,654,524	
021	NON PERSONNEL SERVICES	17,233,635	17,496,810	263,175	17,259,133	(237,677)
040	MATERIALS & SUPPLIES	2,353,076	2,482,174	129,098	2,423,873	(58,301)
060	CAPITAL OUTLAY	1,511,976	1,644,107	132,131	1,523,980	(120,127)
081	SERVICES OF OTHER DEPTS	13,816,330	13,706,832	(109,498)	13,696,263	(10,569)
ELU	TRANSFER ADJUSTMENTS-USES	(77,879,024)	(82,178,664)	(4,299,640)	(84,243,491)	(2,064,827)
	SUB-TOTAL 5W PUC OPF					
	SUB-TOTAL OPERATING	532,582,656	575,327,959	42,745,303	615,586,525	40,258,566

ANNUAL PROJECTS:

5C AAA AAP: CWP-OPERATING-ANNUAL PROJECTS

PUW511	TREASURE ISLAND - MAINTENANCE	1,200,000	1,200,000		1,200,000	
PUW512	CONSERVATION ASSISTANCE PROGRAM	827,285		(827,285)		
PUW513	SURETY BOND PROGRAM		110,257	110,257	110,257	
PWW100	LOW IMPACT DEVELOPMENT	681,395	681,395		681,395	
	SUB-TOTAL 5C AAA AAP	2,708,680	1,991,652	(717,028)	1,991,652	

5T AAA AAP: HETCHY OPERATING-ANNUAL PROJECTS

PUH501	SFE ENERGY & GREEN BUILDING	493,319	493,319		493,319	
PUW511	TREASURE ISLAND - MAINTENANCE	2,909,500	2,909,500		2,909,500	
PUW513	SURETY BOND PROGRAM		184,158	184,158	184,158	
PYEAES	YOUTH EMPLOYMENT & ENVIRONMENTAL SVCS.	150,000	150,000		150,000	
	SUB-TOTAL 5T AAA AAP	3,552,819	3,736,977	184,158	3,736,977	

5W AAA AAP: SFWD-OPERATING-ANNUAL PROJECTS

FUW101	AWSS MAINTENANCE - CDD	1,600,000	1,100,000	(500,000)	1,100,000	
PUW502	WATER RESOURCES PLANNING AND DEVELOPMENT	2,000,000	2,100,000	100,000	2,100,000	
PUW511	TREASURE ISLAND - MAINTENANCE	874,000	874,000		874,000	

Department: PUC : PUBLIC UTILITIES COMMISSION

2009-2010 Original Budget	2010-2011 Proposed	2010-2011 vs 2009-2010	2011-2012 Proposed	2011-2012 vs 2010-2011
---------------------------------	-----------------------	---------------------------	-----------------------	---------------------------

Uses of Funds Detail Appropriation

ANNUAL PROJECTS:

5W AAA AAP: SFWD-OPERATING-ANNUAL PROJECTS

PUW512	CONSERVATION ASSISTANCE PROGRAM	426,926		(426,926)		
PUW513	SURETY BOND PROGRAM		1,080,207	1,080,207	1,080,207	
PYEAES	YOUTH EMPLOYMENT & ENVIRONMENTAL SVCS.	850,000	850,000		850,000	
	SUB-TOTAL 5W AAA AAP	5,750,926	6,004,207	253,281	6,004,207	
	SUB-TOTAL ANNUAL PROJECTS	12,012,425	11,732,836	(279,589)	11,732,836	

CONTINUING PROJECTS:

5C AAA ACP: CWP-CONTINUING PROJ-OPERATING FD

CWP110	TREASURE ISLAND CAPITAL IMPROVEMENTS	2,135,000		(2,135,000)		
	SUB-TOTAL 5C AAA ACP	2,135,000		(2,135,000)		

5C CPF LOC: CWP-CAPITAL PROJECTS-LOCAL FUND

CWW100	PROPERTY PURCHASE		3,250,000	3,250,000	3,250,000	
	SUB-TOTAL 5C CPF LOC		3,250,000	3,250,000	3,250,000	

5C CPF R&R: CWP-CAPITAL PROJECTS-REPAIR & REPLACE

CENRNR	REPAIR AND REPLACEMENT	19,424,000		(19,424,000)		
CWWNR	WWE REPAIR AND REPLACEMENT PROGRAM		14,067,180	14,067,180	33,777,450	19,710,270
	SUB-TOTAL 5C CPF R&R	19,424,000	14,067,180	(5,356,820)	33,777,450	19,710,270

5T AAA ACP: HETCHY CONTINUING PROJ-OPERATING FD

CUH896	STREETLIGHT REPLACEMENT	384,554	10,105,000	9,720,446	22,110,000	12,005,000
CUH947	SUSTAINABLE ENERGY ACCOUNT - SEA	5,000,000	5,000,000		5,000,000	
CUH971	ALTERNATIVE TRANSMISSION PROJECT	1,000,000	2,000,000	1,000,000	2,000,000	
CUH976	HETCHY WATER R&R - POWER INFRASTRUCTURE	17,200,000	25,760,000	8,560,000	12,740,000	(13,020,000)
CUH980	TREASURE ISLAND CAPITAL IMPROVEMENTS	2,700,000	1,000,000	(1,700,000)	2,900,000	1,900,000
CUH983	CIVIC CENTER DISTRICT	1,090,000	1,412,000	322,000	962,000	(450,000)
CUH986	SEA ENERGY EFFICIENCY GENERAL FUND DEPT	9,480,000	4,200,000	(5,280,000)	5,632,500	1,432,500
CUH988	SEA CIVIC CENTER SOLAR	2,472,663		(2,472,663)		
CUH989	SEA MAIN LIBRARY SOLAR	(2,472,663)		2,472,663		
CUH992	RENEWABLE/GENERATION - OCEAN	258,000	200,000	(58,000)	200,000	
CUH993	RENEWABLE/GENERATION - SMALL RENEWABLE	2,352,616	3,000,000	647,384	3,000,000	
CUH994	RENEWABLE GENERATION - SMALL HYDRO	890,687	3,000,000	2,109,313	1,000,000	(2,000,000)
CUH995	ENTERPRISE FUND DEPT - ENERGY EFFICIENCY	325,720	300,000	(25,720)	300,000	
CUH997	PURCHASE OF PROPERTY	5,000,000		(5,000,000)		

Department: PUC : PUBLIC UTILITIES COMMISSION

2009-2010 Original Budget	2010-2011 Proposed	2010-2011 vs 2009-2010	2011-2012 Proposed	2011-2012 vs 2010-2011
---------------------------------	-----------------------	---------------------------	-----------------------	---------------------------

Uses of Funds Detail Appropriation

CONTINUING PROJECTS:

5T AAA ACP: HETCHY CONTINUING PROJ-OPERATING FD

CUH998	CAMP MATHER LEACH FIELD PROJECT	166,351		(166,351)		
SUB-TOTAL 5T AAA ACP		45,847,928	55,977,000	10,129,072	55,844,500	(132,500)

5T CPF LOC: HETCHY CAPITAL PROJECTS-LOCAL FUND

CUH975	HETCHY WATER R&R - WATER INFRASTRUCTURE	1,917,000	1,680,000	(237,000)	4,000,000	2,320,000
CUH977	HETCHY WATER R&R - FACILITIES RENEWALS	5,203,312	6,940,000	1,736,688	9,022,000	2,082,000
CUH996	TUOLUMNE RIVER WATERSHED PROTECTION	639,000		(639,000)		
SUB-TOTAL 5T CPF LOC		7,759,312	8,620,000	860,688	13,022,000	4,402,000

5T CPF WCF: WHOLESALE CUSTOMER CAPITAL FUND (HETCHY)

CUH975	HETCHY WATER R&R - WATER INFRASTRUCTURE	4,083,000	3,570,000	(513,000)	8,500,000	4,930,000
CUH977	HETCHY WATER R&R - FACILITIES RENEWALS	2,296,688	3,060,000	763,312	3,978,000	918,000
CUH996	TUOLUMNE RIVER WATERSHED PROTECTION	1,361,000		(1,361,000)		
SUB-TOTAL 5T CPF WCF		7,740,688	6,630,000	(1,110,688)	12,478,000	5,848,000

5W AAA ACP: SFWD-CONTINUING PROJ-OPERATING FD

CUW202	REPL PRESTRESSED CONCRETE CYLINDER PIPE	(450,000)		450,000		
CUW227	WATERSHED & FACILITIES FENCE CONSTRUCTN		(175,000)	(175,000)		175,000
CUW228	WATERSHED ROADS RECONSTRUCTION	(720,000)		720,000		
CUW242	DEMOLITION UNSAFE STRUCTURES	(550,000)		550,000		
CUW248	SUNOL/NILES DAM REMOVAL	(1,500,000)		1,500,000		
CUW250	WATERSHED TRAILS&RECREATION IMPROV	(250,000)		250,000		
CUW253	FACILITIES SECURITY PROJECT	500,000		(500,000)		
CUW257	WATERSHED PROTECTION	1,000,000	875,000	(125,000)		(875,000)
CUW260	LOCAL WATER R&R PROGRAM	22,347,520	12,800,865	(9,546,655)	8,401,307	(4,399,558)
CUW261	REGIONAL WATER RNR - STORAGE	850,000		(850,000)		
CUW265	LANDSCAPE CONSERVATION PROGRAM	2,500,000	2,000,000	(500,000)	2,000,000	
CUW270	TREASURE ISLAND CAPITAL IMPROVMENTS	3,800,000	500,000	(3,300,000)	6,525,000	6,025,000
CUW271	LONG TERM MONITORING & PERMIT PROGRAM	950,000		(950,000)		
CUW686	AUTOMATED METER READING SYSTEM		5,400,000	5,400,000		(5,400,000)
CUW695	PACIFICA RECYCLED WATER PROJECT		5,124,000	5,124,000		(5,124,000)
CUW912	PENINSULA SPORTSMANS CLUB CLEAN UP	(850,000)	(700,000)	150,000		700,000
SUB-TOTAL 5W AAA ACP		27,627,520	25,824,865	(1,802,655)	16,926,307	(8,898,558)

5W CPF LOC: SFWD-CAPITAL PROJECTS-LOCAL FUND

CUW262	REGIONAL WATER RNR - TREATMENT FACILITY	313,000	1,024,000	711,000	704,000	(320,000)
--------	---	---------	-----------	---------	---------	-----------

Department: PUC : PUBLIC UTILITIES COMMISSION

2009-2010 Original Budget	2010-2011 Proposed	2010-2011 vs 2009-2010	2011-2012 Proposed	2011-2012 vs 2010-2011
---------------------------------	-----------------------	---------------------------	-----------------------	---------------------------

Uses of Funds Detail Appropriation

CONTINUING PROJECTS:

5W CPF LOC: SFWD-CAPITAL PROJECTS-LOCAL FUND

CUW263	REGIONAL RNR - CONVEYANCE/TRANSMISSION	2,191,000	1,872,000	(319,000)	3,552,000	1,680,000
CUW264	WATERSHED & ROW MANAGEMENT PROGRAM	1,676,500	160,000	(1,516,500)	800,000	640,000
FUW100	FACILITIES MAINTENANCE - WSTD	1,158,100	1,152,000	(6,100)	1,152,000	
	SUB-TOTAL 5W CPF LOC	5,338,600	4,208,000	(1,130,600)	6,208,000	2,000,000

5W CPF WCF: WHOLESALE CUSTOMER CAPITAL FUND (WATER)

CUW262	REGIONAL WATER RNR - TREATMENT FACILITY	687,000	2,176,000	1,489,000	1,496,000	(680,000)
CUW263	REGIONAL RNR - CONVEYANCE/TRANSMISSION	4,809,000	3,978,000	(831,000)	7,548,000	3,570,000
CUW264	WATERSHED & ROW MANAGEMENT PROGRAM	343,500	340,000	(3,500)	1,700,000	1,360,000
FUW100	FACILITIES MAINTENANCE - WSTD	2,541,900	2,448,000	(93,900)	2,448,000	
	SUB-TOTAL 5W CPF WCF	8,381,400	8,942,000	560,600	13,192,000	4,250,000
	SUB-TOTAL CONTINUING PROJECTS	124,254,448	127,519,045	3,264,597	154,698,257	27,179,212

WORK ORDERS/OVERHEAD:

5T AAA WOF: HHP WORK ORDER FUND

HHP07	LIGHT; HEAT; AND POWER	15,754,214	13,052,160	(2,702,054)	13,327,658	275,498
	SUB-TOTAL 5T AAA WOF	15,754,214	13,052,160	(2,702,054)	13,327,658	275,498
	SUB-TOTAL WORK ORDERS/OVERHEAD	15,754,214	13,052,160	(2,702,054)	13,327,658	275,498

Total Uses of Funds		684,603,743	727,632,000	43,028,257	795,345,276	67,713,276
----------------------------	--	--------------------	--------------------	-------------------	--------------------	-------------------

Department: REC : RECREATION AND PARK COMMISSION

2009-2010 Original Budget	2010-2011 Proposed	2010-2011 vs 2009-2010
---------------------------------	-----------------------	---------------------------

Fund Summary

1G AGF	GENERAL FUND	67,705,884	69,907,685	2,201,801
2S CRF	CULTURE & RECREATION SPEC REV FD	2,586,296	2,730,726	144,430
2S GOL	GOLF FUND	12,524,570	11,825,972	(698,598)
2S NDF	NEIGHBORHOOD DEVELOPMENT SPEC REV FD	600,000	400,000	(200,000)
2S OSP	OPEN SPACE & PARK FUND	43,471,675	37,515,382	(5,956,293)
3C RPF	RECREATION & PARK CAPITAL IMPVTS FUND	91,322,642	3,410,676	(87,911,966)
3C XCF	CITY FACILITIES IMPROVEMENT FUND	117,290		(117,290)
7E BEQ	BEQUESTS FUND	1,212,283	745,900	(466,383)
7E GIF	GIFT FUND	638,817	723,072	84,255
Total Sources and Uses by Funds		220,179,457	127,259,413	(92,920,044)

Program Summary

ECS	CAPITAL PROJECTS	102,778,060	9,879,876	(92,898,184)
FAL	CHILDREN'S BASELINE	11,266,015	9,745,483	(1,520,532)
CAQ	CHILDREN'S SVCS - NON - CHILDREN'S FUND	378,000	400,000	22,000
ECR	CITYWIDE FACILITIES	22,040,545	21,873,963	(166,582)
ECQ	CITYWIDE SERVICES	20,024,081	20,205,262	181,181
EAC	DEVELOPMENT & PLANNING	300,000	2,210,676	1,910,676
EAA	GOLDEN GATE PARK	11,584,459	11,507,908	(76,551)
EAE	NEIGHBORHOOD SERVICES	38,263,186	38,118,436	(144,750)
ECD	STRUCTURAL MAINTENANCE	12,872,004	12,677,737	(194,267)
EAB	TURF MANAGEMENT	555,817	640,072	84,255
ECI	ZOO OPERATIONS	117,290		(117,290)
Total Uses by Program		220,179,457	127,259,413	(92,920,044)

Character Summary

001	SALARIES	54,866,146	51,543,081	(3,323,065)
013	MANDATORY FRINGE BENEFITS	22,150,773	22,689,063	538,290
020	OVERHEAD	24,652,008	24,070,915	(581,093)
021	NON PERSONNEL SERVICES	18,816,066	18,226,861	(589,205)
040	MATERIALS & SUPPLIES	3,846,027	4,355,181	509,154
060	CAPITAL OUTLAY	87,617,390	10,841,770	(76,775,620)
06F	FACILITIES MAINTENANCE	3,072,000	3,060,000	(12,000)

Department: REC : RECREATION AND PARK COMMISSION

2009-2010 Original Budget	2010-2011 Proposed	2010-2011 vs 2009-2010
---------------------------------	-----------------------	---------------------------

Character Summary

06P	PROGRAMMATIC PROJECTS	300,000	310,000	10,000
070	DEBT SERVICE	11,544		(11,544)
081	SERVICES OF OTHER DEPTS	16,975,394	17,303,696	328,302
091	OPERATING TRANSFERS OUT	14,385,872	1,560,727	(12,825,145)
095	INTRAFUND TRANSFERS OUT	6,448,418	4,925,095	(1,523,323)
098	UNAPPROPRIATED REVENUE-DESIGNATED	301,988		(301,988)
ELU	TRANSFER ADJUSTMENTS-USES	(33,264,169)	(31,626,976)	1,637,193
Total Uses by Character		220,179,457	127,259,413	(92,920,044)

Reserved Appropriations

CONTROLLER RESERVES:

OPERATING: 1G AGF AAA:

001	SALARIES	96,000	2,004,264	1,908,264
013	MANDATORY FRINGE BENEFITS	41,000	850,107	809,107

CONTINUING PROJECTS: 3C RPF 08B:

CRPCSP	2008 CLEAN & SAFE NBHD PARK G.O. BOND	76,123,387		(76,123,387)
SUB-TOTAL CONTROLLER RESERVES		76,260,387	2,854,371	(73,406,016)

Total Reserved Appropriations		76,260,387	2,854,371	(73,406,016)
--------------------------------------	--	-------------------	------------------	---------------------

Sources of Funds Detail by Subject

10110	PROP TAX CURR YR-SECURED	33,895,000	31,028,000	(2,867,000)
10120	PROP TAX CURR YR-UNSECURED	2,209,000	2,292,000	83,000
10230	UNSECURED INSTL 5/8 YR PLAN	31,000	18,000	(13,000)
10310	SUPP ASST SB813-CY SECURED	316,000	206,000	(110,000)
10410	SUPP ASST SB813-PY SECURED	587,000	246,000	(341,000)
10920	PROP TAX AB 1290 RDA PASSTHROUGH	346,000	447,000	101,000
12910	STADIUM ADMISSION TAX	726,000	753,000	27,000
30140	INTEREST EARNED - NON POOLED CASH	65,000	65,000	0
30150	INTEREST EARNED - POOLED CASH	1,982,290	1,817,000	(165,290)
35110	PARKING METER COLLECTIONS	850,000		(850,000)
35210	CIVIC CENTER GARAGE	1,811,942	3,114,888	1,302,946
35218	ST. MARY'S GARAGE	927,990	1,088,524	160,534

Department: REC : RECREATION AND PARK COMMISSION

2009-2010 Original Budget	2010-2011 Proposed	2010-2011 vs 2009-2010
---------------------------------	-----------------------	---------------------------

Sources of Funds Detail by Subobject

35219	UNION SQUARE GARAGE	2,068,900	3,103,884	1,034,984
35222	PORTSMOUTH GARAGE	1,534,313	1,981,409	447,096
35225	PARKING FEES-VARIOUS REC/PARK FACILITIES	717,000	717,000	0
35226	MUSIC CONCOURSE-PARKING	100,000	100,000	0
35228	LOT 6 PARKING	7,000	8,000	1,000
35331	RENTALS-CANDLESTICK PARK	2,975,600	3,412,500	436,900
35351	RENTALS-RECREATION FACILITIES	630,000	860,000	230,000
35411	CONCESSION-CANDLESTICK PARK	118,000	118,000	0
35490	GOLF RESIDENT CARD FEES	345,000	335,000	(10,000)
35491	ADVANCED GOLF RESERVATION FEES	100,000		(100,000)
35499	CONCESSION-MISCELLANEOUS	8,321,554	8,572,844	251,290
39899	OTHER CITY PROPERTY RENTALS	571,312	571,312	0
48111	HOMEOWNERS PROP TAX RELIEF	152,000	152,000	0
62611	ADMISSION-RECREATION FACILITIES	2,625,000	3,138,000	513,000
62621	CAMP MATHER FEES	1,700,000	1,700,000	0
62631	GOLF FEES	7,541,710	7,844,694	302,984
62641	TENNIS FEES	135,000	135,000	0
62651	SWIM POOL FEES	550,000	650,000	100,000
62672	BERTH & MOORING FEES - EAST	864,850	887,420	22,570
62673	BERTH & MOORING FEES - WEST	1,380,300	1,123,000	(257,300)
62681	PHOTO CENTER FEES	12,000	12,000	0
62691	PERMITS	3,340,000	3,740,000	400,000
62699	OTHER RECREATIONAL SERVICE CHGS	1,725,499	2,418,499	693,000
78101	GIFTS AND BEQUESTS	938,817	1,578,072	639,255
79999	OTHER NON-OPERATING REVENUE		1,355,676	1,355,676
80111	PROCEEDS FROM SALE OF BONDS-FACE AMOUNT	89,822,642		(89,822,642)
865AD	EXP REC FR ADMINISTRATIVE SERVICES (AAO)	322,585		(322,585)
865CH	EXP REC FR CHILD;YOUTH & FAM (AAO)	632,000	900,000	268,000
865EV	EXP REC FR ENVIRONMENT (AAO)	438,000	246,168	(191,832)
865HL	EXP REC FR LAGUNA HONDA HOSPITAL (AAO)	15,694	15,694	0
865LB	EXP REC FR PUBLIC LIBRARY (AAO)	276,194	626,668	350,474
865PO	EXP REC FR PORT COMMISSION (AAO)	302,000	202,000	(100,000)
865PW	EXP REC FR PUBLIC WORKS (AAO)	1,000		(1,000)
865RE	EXP REC FR REAL ESTATE (AAO)	3,090	128,090	125,000
865UH	EXP REC FR HETCH HETCHY (AAO)	12,500	12,500	0
865UW	EXP REC FR WATER DEPT (AAO)	504,956	504,956	0

Department: REC : RECREATION AND PARK COMMISSION

2009-2010 Original Budget	2010-2011 Proposed	2010-2011 vs 2009-2010
---------------------------------	-----------------------	---------------------------

Sources of Funds Detail by Subobject

865WM	EXP REC FR WAR MEMORIAL (AAO)	112,657	123,391	10,734
865WP	EXP REC FR CLEANWATER (AAO)	50,000	50,000	0
87599	EXP REC-UNALLOCATED (NON-AAO FDS)	25,987,241	25,141,154	(846,087)
9301G	OTI FR 1G-GENERAL FUND	828,510	760,727	(67,783)
9302L	OTI FR 2S/GOL-GOLF FUND		1,038,516	1,038,516
9302N	OTI FR 2S/NDF-NEIGHBORHOOD DEV FD		800,000	800,000
9502F	ITI FR 2S/CRF-CULTURE & RECREATION FD	863,348	982,850	119,502
9502L	ITI FR 2S/GOL-GOLF FUND	392,526	299,963	(92,563)
9502Q	ITI FR 2S/OSP-OPEN SPACE & PARK FUND	5,192,544	2,603,766	(2,588,778)
99999B	BEGINNING FUND BALANCE-BUDGET BASIS	6,501,646	3,214,614	(3,287,032)
99999R	PRIOR YEAR DESIGNATED RESERVE	5,564,000	1,203,338	(4,360,662)
ELIMSD	TRANSFER ADJUSTMENTS-SOURCES	(33,264,169)	(31,626,976)	1,637,193
GFS (1)	GENERAL FUND SUPPORT	33,419,416	34,442,272	1,022,856
Total Sources of Funds		220,179,457	127,259,413	(92,920,044)

(1) This figure represents the nondepartmental (citywide) general fund revenues required to support the department's operations.

Uses of Funds Detail Appropriation

OPERATING:

1G AGF AAA: GF-NON-PROJECT-CONTROLLED

001	SALARIES	25,994,835	26,390,494	395,659
013	MANDATORY FRINGE BENEFITS	10,878,955	11,230,845	351,890
020	OVERHEAD	13,112,059	14,954,225	1,842,166
021	NON PERSONNEL SERVICES	1,170,116	1,280,116	110,000
040	MATERIALS & SUPPLIES	2,031,682	2,431,682	400,000
060	CAPITAL OUTLAY	919,890	1,293,111	373,221
081	SERVICES OF OTHER DEPTS	345,768	1,394,883	1,049,115
091	OPERATING TRANSFERS OUT	828,510	760,727	(67,783)
ELU	TRANSFER ADJUSTMENTS-USES	(828,510)	(760,727)	67,783
SUB-TOTAL 1G AGF AAA		54,453,305	58,975,356	4,522,051

Department: REC : RECREATION AND PARK COMMISSION

2009-2010 Original Budget	2010-2011 Proposed	2010-2011 vs 2009-2010
---------------------------------	-----------------------	---------------------------

Uses of Funds Detail Appropriation

OPERATING:

2S CRF RPN: MARINA YACHT HARBOR-NONPROJECT

001	SALARIES	584,593	667,587	82,994
013	MANDATORY FRINGE BENEFITS	284,893	339,461	54,568
020	OVERHEAD	386,920	217,780	(169,140)
021	NON PERSONNEL SERVICES	17,046	138,846	121,800
040	MATERIALS & SUPPLIES	125,000	100,000	(25,000)
060	CAPITAL OUTLAY		58,615	58,615
070	DEBT SERVICE	11,544		(11,544)
081	SERVICES OF OTHER DEPTS	10,964	225,587	214,623
095	INTRAFUND TRANSFERS OUT	863,348	982,850	119,502
098	UNAPPROPRIATED REVENUE-DESIGNATED	301,988		(301,988)
ELU	TRANSFER ADJUSTMENTS-USES	(863,348)	(982,850)	(119,502)
	SUB-TOTAL 2S CRF RPN	1,722,948	1,747,876	24,928

2S GOL NPR: GOLF FUND - ANNUAL NONPROJ-CONTROLLED

001	SALARIES	3,204,389	3,088,590	(115,799)
013	MANDATORY FRINGE BENEFITS	1,147,068	1,269,057	121,989
020	OVERHEAD	1,835,856	1,249,545	(586,311)
021	NON PERSONNEL SERVICES	4,975,623	4,383,634	(591,989)
040	MATERIALS & SUPPLIES	384,540	384,540	0
081	SERVICES OF OTHER DEPTS	584,568	840,643	256,075
095	INTRAFUND TRANSFERS OUT	392,526	1,338,479	945,953
ELU	TRANSFER ADJUSTMENTS-USES	(392,526)	(1,338,479)	(945,953)
	SUB-TOTAL 2S GOL NPR	12,132,044	11,216,009	(916,035)

2S OSP NPR: OPEN SPACE & PARK-NON PROJ-CONTROLLED

001	SALARIES	15,951,498	12,866,007	(3,085,491)
013	MANDATORY FRINGE BENEFITS	7,262,044	7,008,375	(253,669)
020	OVERHEAD	8,840,500	7,197,323	(1,643,177)
021	NON PERSONNEL SERVICES	5,348,998	5,407,063	58,065
040	MATERIALS & SUPPLIES	342,512	342,512	0
060	CAPITAL OUTLAY	323,205	297,879	(25,326)
081	SERVICES OF OTHER DEPTS	210,374	156,591	(53,783)
095	INTRAFUND TRANSFERS OUT	5,192,544	2,603,766	(2,588,778)

Department: REC : RECREATION AND PARK COMMISSION

2009-2010 Original Budget	2010-2011 Proposed	2010-2011 vs 2009-2010
---------------------------------	-----------------------	---------------------------

Uses of Funds Detail Appropriation

OPERATING:

2S OSP NPR: OPEN SPACE & PARK-NON PROJ-CONTROLLED

ELU	TRANSFER ADJUSTMENTS-USES	(5,192,544)	(2,603,766)	2,588,778
	SUB-TOTAL 2S OSP NPR	38,279,131	33,275,750	(5,003,381)
	SUB-TOTAL OPERATING	106,587,428	105,214,991	(1,372,437)

ANNUAL PROJECTS:

1G AGF AAP: GF-ANNUAL PROJECT

FRPCOM	MONSTER PARK - FACILITIES MAINTENANCE	1,750,000	1,750,000	0
FRPRFH	FIELD REHABILITATION	50,000	50,000	0
FRPGCP	GENEVA STRIP COMMUNITY GARDEN PROJECT	30,000		(30,000)
FRPGEN	GENERAL FACILITIES MAINTENANCE	600,000	630,000	30,000
FRPGGP	GGP DISABILITY ACCESS & IMPACT STUDY	225,000	25,000	(200,000)
FRPMAT	MATHER FACILITIES MAINTENANCE	200,000	200,000	0
FRPMCL	MCLAREN PARK CHILDREN'S PG IMPROVE.	12,000		(12,000)
PRP007	ZOO OPERATIONS PROJECT	5,922,903	5,314,030	(608,873)
	SUB-TOTAL 1G AGF AAP	8,789,903	7,969,030	(820,873)

2S CRF RPA: R&P-MARINA YACHT HARBOR FUND

CRPDBW	MARINA DBW LOAN RESERVE	27,660	22,460	(5,200)
CRPMDS	MYH-DEGUSSING STATION CONVERSION		25,000	25,000
CRPMYP	MARINA BICYCLE PATH IMPROVEMENTS	100,000		(100,000)
CRPYHD	YACHT HARBOR-DREDGING	100,000		(100,000)
CRPYRP	MARINA YACHT RENOVATION PROGRAM	205,688	505,390	299,702
FRPYFM	YACHT HARBOR FACILITIES MAINTENANCE	430,000	430,000	0
	SUB-TOTAL 2S CRF RPA	863,348	982,850	119,502

2S GOL APR: GOLF FUND -ANNUAL PROJECTS FUND

CRPGLF	GOLF PROGRAM	2,526	2,394	(132)
	SUB-TOTAL 2S GOL APR	2,526	2,394	(132)
	SUB-TOTAL ANNUAL PROJECTS	9,655,777	8,954,274	(701,503)

Department: REC : RECREATION AND PARK COMMISSION

2009-2010 Original Budget	2010-2011 Proposed	2010-2011 vs 2009-2010
---------------------------------	-----------------------	---------------------------

Uses of Funds Detail Appropriation

CONTINUING PROJECTS:

1G AGF ACP: GF-CONTINUING PROJECTS

CRPBBP	BALBOA PARK PLAYGROUND		400,000	400,000
CRPHVY	HAYES VALLEY PLAYGROUND	1,000,000		(1,000,000)
CRPNPG	OPEN SPACE NEIGHBORHOOD PLAYGROUNDS	1,100,000		(1,100,000)
CRPRSF	COURT RESURFACING	130,000		(130,000)
	SUB-TOTAL 1G AGF ACP	2,230,000	400,000	(1,830,000)

2S GOL CPR: GOLF FUND -CONTINUING PROJECTS

CRPGLF	GOLF PROGRAM	290,000	297,569	7,569
PRPGLF	GOLF PROGRAM	100,000	310,000	210,000
	SUB-TOTAL 2S GOL CPR	390,000	607,569	217,569

2S NDF DPF: DOWNTOWN PARK FUND

CRPUSP	UNION SQUARE PLAZA-ADA REMEDIATION	600,000	400,000	(200,000)
	SUB-TOTAL 2S NDF DPF	600,000	400,000	(200,000)

2S OSP CPR: OPEN SPACE-CONTINUING PROJECTS

CRPACQ	OPEN SPACE ACQUISITION	1,830,450	1,736,000	(94,450)
CRPCMA	CAMP MATHER		100,000	100,000
CRPCNT	OPEN SPACE AUDIT SERVICES	32,794	30,002	(2,792)
CRPCON	OPEN SPACE CONTINGENCY	1,098,270	1,042,000	(56,270)
CRPCPM	OPEN SPACE CAPITAL PROGRAM MANAGEMENT	1,581,030	1,081,630	(499,400)
CRPGAR	OPEN SPACE COMMUNITY GARDENS	150,000	150,000	0
CRPREN	OPEN SPACE PARK RENOVATIONS	500,000		(500,000)
CRPSHB	SHARP PK RIFLE RANGE BLDG DEMOLITION		100,000	100,000
	SUB-TOTAL 2S OSP CPR	5,192,544	4,239,632	(952,912)

3C RPF 08B: 2008 CLEAN & SAFE PARK BOND-2ND S 2010B

	NO PROJECT	13,557,362		(13,557,362)
CRPCSP	2008 CLEAN & SAFE NBHD PARK G.O. BOND	76,265,280		(76,265,280)
	SUB-TOTAL 3C RPF 08B	89,822,642	0	(89,822,642)

3C RPF LOC: R&P CAPITAL IMPROVEMENTS-LOCAL FUND

CRPCSP	2008 CLEAN & SAFE NBHD PARK G.O. BOND		1,355,676	1,355,676
CRPNPG	OPEN SPACE NEIGHBORHOOD PLAYGROUNDS	300,000	855,000	555,000
CRPNRP	NEIGHBORHOOD REC/PARK FACILITIES	1,200,000	1,200,000	0
	SUB-TOTAL 3C RPF LOC	1,500,000	3,410,676	1,910,676

Department: REC : RECREATION AND PARK COMMISSION

2009-2010 Original Budget	2010-2011 Proposed	2010-2011 vs 2009-2010
---------------------------------	-----------------------	---------------------------

Uses of Funds Detail Appropriation

CONTINUING PROJECTS:			
3C XCF LOC: CITY FAC IMPVT PROJECTS-LOCAL FUND			
CATZOO	ZOO FACILITIES BONDS; 1997 SER 1999C	117,290	(117,290)
	SUB-TOTAL 3C XCF LOC	117,290	0
	SUB-TOTAL CONTINUING PROJECTS	99,852,476	9,057,877
GRANTS:			
7E BEQ BEQ: ETF-BEQUESTS FUND			
RPG008	FUHRMAN BEQUEST	1,212,283	745,900
	SUB-TOTAL 7E BEQ BEQ	1,212,283	745,900
7E GIF GIF: ETF-GIFT FUND			
RPG090	SMALL DONATIONS FOR GGP	555,817	640,072
RPG427	NATIONAL AIDS MEMORIAL GROVE ENDOWMENT	60,000	60,758
RPG431	TEEN THEATER GIFT	23,000	22,242
	SUB-TOTAL 7E GIF GIF	638,817	723,072
	SUB-TOTAL GRANTS	1,851,100	1,468,972
WORK ORDERS/OVERHEAD:			
1G AGF WOF: GENERAL FUND WORK ORDER FUND			
REC06	CITYWIDE SERVICES	620,585	400,000
REC15	NEIGHBORHOOD SERVICES - WORK ORDER	1,612,091	2,163,299
	SUB-TOTAL 1G AGF WOF	2,232,676	2,563,299
	SUB-TOTAL WORK ORDERS/OVERHEAD	2,232,676	2,563,299
Total Uses of Funds		220,179,457	127,259,413
			(92,920,044)

Capital and Facilities Maintenance Projects

Project Title		Subfund Title	Budget
Department : REC RECREATION AND PARK COMMISSION			
CRPACQ01	OS ACQUISITION-BUDGET	OPEN SPACE-CONTINUING PROJECTS	1,736,000
CRPBBP01	BALBOA PARK PLAYGROUND	GF-CONTINUING PROJECTS	400,000
CRPCMA01	CAMP MATHER TENNIS COURTS	OPEN SPACE-CONTINUING PROJECTS	100,000
CRPCNT01	AUDITOR SERVICES	OPEN SPACE-CONTINUING PROJECTS	8,460
CRPCON01	OPEN SPACE CONTINGENCY-BUDGET	OPEN SPACE-CONTINUING PROJECTS	1,042,000
CRPCPM01	OS CAPITAL PROGRAM MGMT-BUDGET	OPEN SPACE-CONTINUING PROJECTS	1,000,000
CRPCSPNPCYPV	PRIVATE FUNDS-BART	R&P CAPITAL IMPROVEMENTS-LOCAL FUND	1,355,676
CRPDBW01	MARINA DBW LOAN RESERVE	R&P-MARINA YACHT HARBOR FUND	22,460
CRPGAR01	OS COMMUNITY GARDENS-BUDGET	OPEN SPACE-CONTINUING PROJECTS	150,000
CRPGLF01	GOLF PROGRAM	GOLF FUND -CONTINUING PROJECTS	297,569
CRPMDS01	MYH-DEGUSSING STATION CONVERSION	R&P-MARINA YACHT HARBOR FUND	25,000
CRPNPG01	OS NEIGHBORHOOD PLAYGROUNDS-BUDGET	R&P CAPITAL IMPROVEMENTS-LOCAL FUND	855,000
CRPNRPIN	2000 NEIGHBORHOOD R&P BONDS-INTEREST EAR	R&P CAPITAL IMPROVEMENTS-LOCAL FUND	1,200,000
CRPSHB01	SHARP PK RIFLE RANGE BLDG DEMOLITION	OPEN SPACE-CONTINUING PROJECTS	100,000
CRPUSP01	UNION SQUARE PLAZA-ADA REMEDIATION	DOWNTOWN PARK FUND	400,000
CRPYRP01	MARINA YACHT RENOVATION PROGRAM	R&P-MARINA YACHT HARBOR FUND	500,000
FRPCOM01	MONSTER PARK - FACILITIES MAINTENANCE	GF-ANNUAL PROJECT	1,750,000
FRPFRH01	FIELD REHABILITATION	GF-ANNUAL PROJECT	50,000
FRPGEN01	GENERAL FACILITIES MAINT-BUDGET	GF-ANNUAL PROJECT	630,000
FRPMAT01	MATHER FACILITIES MAINT-BUDGET	GF-ANNUAL PROJECT	200,000
FRPYFM01	MYH-FACILITIES MAINTENANCE-BUDGET	R&P-MARINA YACHT HARBOR FUND	430,000
Department :REC Subtotal			12,252,165
Capital Project Total			12,252,165

Department: RNT : RENT ARBITRATION BOARD

2009-2010 Original Budget	2010-2011 Proposed	2010-2011 vs 2009-2010
---------------------------------	-----------------------	---------------------------

Fund Summary

2S NDF	NEIGHBORHOOD DEVELOPMENT SPEC REV FD	5,381,683	5,491,984	110,301
Total Sources and Uses by Funds		5,381,683	5,491,984	110,301

Program Summary

CCC	RENT BOARD	5,381,683	5,491,984	110,301
Total Uses by Program		5,381,683	5,491,984	110,301

Character Summary

001	SALARIES	2,945,746	2,967,689	21,943
013	MANDATORY FRINGE BENEFITS	1,041,067	1,202,753	161,686
020	OVERHEAD	61,601	17,509	(44,092)
021	NON PERSONNEL SERVICES	105,120	109,058	3,938
038	CITY GRANT PROGRAMS	120,000	120,000	0
040	MATERIALS & SUPPLIES	28,029	26,967	(1,062)
081	SERVICES OF OTHER DEPTS	1,080,120	1,048,008	(32,112)
Total Uses by Character		5,381,683	5,491,984	110,301

Sources of Funds Detail by Subobject

60171	RENT ARBITRATION FEES	4,829,612	4,907,619	78,007
60199	OTHER GENERAL GOVERNMENT CHARGES	4,000	4,000	0
865CP	EXP REC FR CITY PLANNING (AAO)		26,085	26,085
865PW	EXP REC FR PUBLIC WORKS (AAO)	21,000	16,000	(5,000)
865SS	EXP REC FR HUMAN SERVICES (AAO)	29,000	29,000	0
99999B	BEGINNING FUND BALANCE-BUDGET BASIS	498,071	509,280	11,209
Total Sources of Funds		5,381,683	5,491,984	110,301

Uses of Funds Detail Appropriation

OPERATING:				
2S NDF RAB: RENT ARBITRATION BOARD FUND				
001	SALARIES	2,945,746	2,967,689	21,943

Department: RNT : RENT ARBITRATION BOARD

2009-2010 Original Budget	2010-2011 Proposed	2010-2011 vs 2009-2010
---------------------------------	-----------------------	---------------------------

Uses of Funds Detail Appropriation

OPERATING:				
2S NDF RAB: RENT ARBITRATION BOARD FUND				
013	MANDATORY FRINGE BENEFITS	1,041,067	1,202,753	161,686
020	OVERHEAD	61,601	17,509	(44,092)
021	NON PERSONNEL SERVICES	105,120	109,058	3,938
038	CITY GRANT PROGRAMS	120,000	120,000	0
040	MATERIALS & SUPPLIES	28,029	26,967	(1,062)
081	SERVICES OF OTHER DEPTS	1,080,120	1,048,008	(32,112)
	SUB-TOTAL 2S NDF RAB	5,381,683	5,491,984	110,301
	SUB-TOTAL OPERATING	5,381,683	5,491,984	110,301
Total Uses of Funds		5,381,683	5,491,984	110,301

Department: RET : RETIREMENT SYSTEM

2009-2010 Original Budget	2010-2011 Proposed	2010-2011 vs. 2009-2010
---------------------------------	-----------------------	----------------------------

Fund Summary

1G AGF	GENERAL FUND	565,142	580,046	14,904
7P RET	EMPLOYEES' RETIREMENT SYSTEM	18,189,374	19,132,341	942,967
Total Sources and Uses by Funds		18,754,516	19,712,387	957,871

Program Summary

FED	ADMINISTRATION	2,392,596	2,452,660	60,064
EDC	EMPLOYEE DEFERRED COMP PLAN	565,142	580,046	14,904
FDF	INVESTMENT	2,817,594	2,757,198	(60,396)
FDD	RETIREMENT SERVICES	12,979,184	13,922,483	943,299
Total Uses by Program		18,754,516	19,712,387	957,871

Character Summary

001	SALARIES	8,872,822	8,748,531	(124,291)
013	MANDATORY FRINGE BENEFITS	3,231,374	3,642,440	411,066
020	OVERHEAD		225,716	225,716
021	NON PERSONNEL SERVICES	3,640,255	3,724,769	84,514
040	MATERIALS & SUPPLIES	161,000	187,317	26,317
060	CAPITAL OUTLAY	92,253	44,013	(48,240)
081	SERVICES OF OTHER DEPTS	2,756,812	3,139,601	382,789
Total Uses by Character		18,754,516	19,712,387	957,871

Sources of Funds Detail by Subobject

30150	INTEREST EARNED - POOLED CASH	251,762	253,000	1,238
60199	OTHER GENERAL GOVERNMENT CHARGES	562,142	577,046	14,904
70199	EMP RETIREMENT CONTRIBUTIONS	17,915,612	18,857,341	941,729
865RD	EXP REC FR HUMAN RESOURCES (AAO)	25,000	25,000	0
Total Sources of Funds		18,754,516	19,712,387	957,871

Uses of Funds Detail Appropriation

OPERATING:

Department: RET : RETIREMENT SYSTEM

2009-2010 Original Budget	2010-2011 Proposed	2010-2011 vs 2009-2010
---------------------------------	-----------------------	---------------------------

Uses of Funds Detail Appropriation

OPERATING:				
7P RET ERT: EMPLOYEES RETIREMENT TRUST				
001	SALARIES	8,638,956	8,510,023	(128,933)
013	MANDATORY FRINGE BENEFITS	3,143,928	3,544,232	400,304
020	OVERHEAD		225,716	225,716
021	NON PERSONNEL SERVICES	3,440,243	3,544,574	104,331
040	MATERIALS & SUPPLIES	161,000	168,000	7,000
060	CAPITAL OUTLAY	92,253	44,013	(48,240)
081	SERVICES OF OTHER DEPTS	2,712,994	3,095,783	382,789
	SUB-TOTAL 7P RET ERT	18,189,374	19,132,341	942,967
	SUB-TOTAL OPERATING	18,189,374	19,132,341	942,967
CONTINUING PROJECTS:				
1G AGF ACP: GF-CONTINUING PROJECTS				
PRS001	EMPLOYEE DEFERRED COMPENSATION PLAN	565,142	580,046	14,904
	SUB-TOTAL 1G AGF ACP	565,142	580,046	14,904
	SUB-TOTAL CONTINUING PROJECTS	565,142	580,046	14,904
Total Uses of Funds		18,754,516	19,712,387	957,871

Department: SHF : SHERIFF

2009-2010 Original Budget	2010-2011 Proposed	2010-2011 vs 2009-2010
---------------------------------	-----------------------	---------------------------

Fund Summary

1G AGF	GENERAL FUND	167,534,197	161,343,879	(6,190,318)
2S PPF	PUBLIC PROTECTION SPECIAL REVENUE FUND	3,187,348	2,557,278	(630,070)
Total Sources and Uses by Funds		170,721,545	163,901,157	(6,820,388)

Program Summary

AMC	COURT SECURITY AND PROCESS	13,877,198	13,107,105	(770,093)
AFC	CUSTODY	95,419,155	90,875,997	(4,543,158)
ASP	FACILITIES & EQUIPMENT	8,857,147	16,240,897	7,383,750
AFT	SECURITY SERVICES	14,613,770	10,273,639	(4,340,131)
ASB	SHERIFF ADMINISTRATION	8,419,445	8,086,680	(332,765)
AFS	SHERIFF FIELD SERVICES	8,725,995	8,406,006	(319,989)
AFP	SHERIFF PROGRAMS	14,719,164	13,644,908	(1,074,256)
AKR	SHERIFF RECRUITMENT & TRAINING	6,089,671	3,265,925	(2,823,746)
Total Uses by Program		170,721,545	163,901,157	(6,820,388)

Character Summary

001	SALARIES	103,709,254	90,341,658	(13,367,596)
013	MANDATORY FRINGE BENEFITS	32,858,233	30,269,124	(2,589,109)
021	NON PERSONNEL SERVICES	12,315,480	15,667,777	3,352,297
038	CITY GRANT PROGRAMS	6,682,405	5,399,446	(1,282,959)
040	MATERIALS & SUPPLIES	6,649,128	6,228,457	(420,671)
060	CAPITAL OUTLAY	318,192	7,504,991	7,186,799
06F	FACILITIES MAINTENANCE	330,000	367,500	37,500
081	SERVICES OF OTHER DEPTS	7,858,853	8,122,204	263,351
Total Uses by Character		170,721,545	163,901,157	(6,820,388)

Reserved Appropriations

CONTROLLER RESERVES:

OPERATING: 1G AGF AAA:

001	SALARIES	3,035,860	5,713,655	2,677,795
013	MANDATORY FRINGE BENEFITS	1,860,689	1,944,775	84,086

Department: SHF : SHERIFF

2009-2010 Original Budget	2010-2011 Proposed	2010-2011 vs 2009-2010
---------------------------------	-----------------------	---------------------------

Reserved Appropriations

CONTROLLER RESERVES:

ANNUAL PROJECTS: 1G AGF AAP:

CSH700	SAN BRUNO JAIL NO. 3 DEMOLITION		7,200,000	7,200,000
	SUB-TOTAL CONTROLLER RESERVES	4,896,549	14,858,430	9,961,881
Total Reserved Appropriations		4,896,549	14,858,430	9,961,881

Sources of Funds Detail by Subobject

25317	FINES RELATED TO DNA ID (PROP 69-2004)	116,543	118,800	2,257
30150	INTEREST EARNED - POOLED CASH	5,000	3,000	(2,000)
44939	FEDERAL DIRECT GRANT	24,267		(24,267)
48917	VLF LOC. SAFETY/PROTECTION	600,804	313,558	(287,246)
48923	PEACE OFFICER TRAINING	300,000	50,000	(250,000)
48999	OTHER STATE GRANTS & SUBVENTIONS	474,780	450,000	(24,780)
60125	SHERIFFS FEES	681,312	768,338	87,026
60701	BOARDING OF PRISONERS	836,000	900,000	64,000
60702	BOARD PRISONERS OTHER COUNTIES	1,000,000	1,200,000	200,000
60704	BOARD ROOM WORKING PRISONERS	200,000	136,000	(64,000)
60799	MISC CORRECTION SERVICE REVENUE	1,479,642	1,352,582	(127,060)
865AD	EXP REC FR ADMINISTRATIVE SERVICES (AAO)	219,038	219,038	0
865AP	EXP REC FR ADULT PROBATION (AAO)	64,200	64,200	0
865CD	EXP REC FR CHILD SUPPORT SERVICES(AAO)	41,000	41,000	0
865ER	EXP REC FR EMERGENCY COMMUNICATIONS(AAO)	1,701,692	1,704,610	2,918
865HG	EXP REC FR SF GENERAL HOSPITAL (AAO)	6,555,404	3,262,278	(3,293,126)
865HL	EXP REC FR LAGUNA HONDA HOSPITAL (AAO)	2,148,826	1,073,878	(1,074,948)
865PC	EXP REC FR POLICE COMMISSION (AAO)	36,000	36,000	0
865PW	EXP REC FR PUBLIC WORKS (AAO)	30,000	30,000	0
865RD	EXP REC FR HUMAN RESOURCES (AAO)	22,023		(22,023)
865RG	EXP REC FR REGISTRAR OF VOTERS (AAO)	292,800	215,418	(77,382)
87599	EXP REC-UNALLOCATED (NON-AAO FDS)	138,831		(138,831)
875TC	EXP REC FR TRIAL COURTS (NON-AAO)	12,014,857	10,768,606	(1,246,251)
875ZZ	EXP REC-UNALLOCATED (NON-AAO FDS)-BUDGET	70,000	70,000	0
GFS (1)	GENERAL FUND SUPPORT	141,668,526	141,123,851	(544,675)
Total Sources of Funds		170,721,545	163,901,157	(6,820,388)

Department: SHF : SHERIFF

2009-2010 Original Budget	2010-2011 Proposed	2010-2011 vs 2009-2010
---------------------------------	-----------------------	---------------------------

Sources of Funds Detail by Subobject

(1) This figure represents the nondepartmental (citywide) general fund revenues required to support the department's operations.

Uses of Funds Detail Appropriation

OPERATING:

1G AGF AAA: GF-NON-PROJECT-CONTROLLED

001	SALARIES	85,387,946	76,440,590	(8,947,356)
013	MANDATORY FRINGE BENEFITS	27,280,743	26,018,946	(1,261,797)
021	NON PERSONNEL SERVICES	11,597,567	15,438,677	3,841,110
038	CITY GRANT PROGRAMS	4,901,470	4,043,689	(857,781)
040	MATERIALS & SUPPLIES	6,471,405	5,900,734	(570,671)
060	CAPITAL OUTLAY	201,192	149,499	(51,693)
081	SERVICES OF OTHER DEPTS	7,506,120	7,769,617	263,497
	SUB-TOTAL 1G AGF AAA	143,346,443	135,761,752	(7,584,691)
	SUB-TOTAL OPERATING	143,346,443	135,761,752	(7,584,691)

ANNUAL PROJECTS:

1G AGF AAP: GF-ANNUAL PROJECT

CSH700	SAN BRUNO JAIL NO. 3 DEMOLITION		7,200,000	7,200,000
FSHFMP	VAR LOC-MISC FAC MAINT PROJ	330,000	367,500	37,500
PSHS07	VIOLENCE PREVENTION PROGRAMMING	1,000,000	753,779	(246,221)
PSSCCP	COMMUNITY JUSTICE CENTER	506,090	501,056	(5,034)
	SUB-TOTAL 1G AGF AAP	1,836,090	8,822,335	6,986,245
	SUB-TOTAL ANNUAL PROJECTS	1,836,090	8,822,335	6,986,245

CONTINUING PROJECTS:

2S PPF DNA: DNA IDENTIFICATION FUND (PROP 69 - 2004)

PSHDNA	SHERIFF DNA IDENTIFICATION FUND	116,543	118,800	2,257
	SUB-TOTAL 2S PPF DNA	116,543	118,800	2,257

Department: SHF : SHERIFF

2009-2010 Original Budget	2010-2011 Proposed	2010-2011 vs 2009-2010
---------------------------------	-----------------------	---------------------------

Uses of Funds Detail Appropriation

CONTINUING PROJECTS:

2S PPF SHA: SHERIFF-STATE AUTHORIZED SPEC REV FD

PSH001	PEACE OFFICE TRAINING		114,429	114,429
PSH010	AB1109 SHERIFF VEHICLE MAINTENANCE	66,096	66,096	0
PSH011	AB1109 SHERIFF VEHICLE REPLACEMENT	160,083	84,146	(75,937)
PSH020	FURNITURE & EQUIPMENT	90,081	133,615	43,534
PSH021	AB709 - SHERIFF CIVIL ADMIN FUND	5,052	5,052	0
	SUB-TOTAL 2S PPF SHA	321,312	403,338	82,026

2S PPF SHI: SHERIFF-INMATE PROGRAM FUND

PSHSIP	SHERIFF INMATE PROGRAM	1,349,642	1,221,582	(128,060)
	SUB-TOTAL 2S PPF SHI	1,349,642	1,221,582	(128,060)

2S PPF SHP: SHERIFF-PEACE OFFICER TRAINING

PSH001	PEACE OFFICE TRAINING	300,000	50,000	(250,000)
	SUB-TOTAL 2S PPF SHP	300,000	50,000	(250,000)
	SUB-TOTAL CONTINUING PROJECTS	2,087,497	1,793,720	(293,777)

GRANTS:

2S PPF GNC: GRANTS; NON-PROJECT; CONTINUING

MYFJAG	FEDERAL BYRNE JUSTICE ASSISTANCE GRANT	24,267		(24,267)
SFCOPS	COPS PROGRAM -AB3229/AB1913	600,804	313,558	(287,246)
SFSTC	SHERIFF-CSA STANDARDS & TRAINING GRANT		450,000	450,000
SHSTC	SHERIFF-CSA STANDARDS & TRAINING GRANT	474,780		(474,780)
	SUB-TOTAL 2S PPF GNC	1,099,851	763,558	(336,293)
	SUB-TOTAL GRANTS	1,099,851	763,558	(336,293)

WORK ORDERS/OVERHEAD:

1G AGF WOF: GENERAL FUND WORK ORDER FUND

SHF01	SHERIFF SERVICES	22,351,664	16,759,792	(5,591,872)
	SUB-TOTAL 1G AGF WOF	22,351,664	16,759,792	(5,591,872)
	SUB-TOTAL WORK ORDERS/OVERHEAD	22,351,664	16,759,792	(5,591,872)

Total Uses of Funds		170,721,545	163,901,157	(6,820,388)
----------------------------	--	--------------------	--------------------	--------------------

Department: WOM : DEPARTMENT OF THE STATUS OF WOMEN

2009-2010 Original Budget	2010-2011 Proposed	2010-2011 vs 2009-2010
---------------------------------	-----------------------	---------------------------

Fund Summary

1G AGF	GENERAL FUND	3,274,050	3,287,605	13,555
2S HWF	HUMAN WELFARE SPECIAL REVENUE FUND	210,000	368,000	158,000
Total Sources and Uses by Funds		3,484,050	3,655,605	171,555

Program Summary

FAL	CHILDREN'S BASELINE	198,677	198,677	0
CAE	COMMISSION ON STATUS OF WOMEN	3,075,373	3,088,928	13,555
CAZ	DOMESTIC VIOLENCE	210,000	368,000	158,000
Total Uses by Program		3,484,050	3,655,605	171,555

Character Summary

001	SALARIES	420,405	429,188	8,783
013	MANDATORY FRINGE BENEFITS	154,406	178,486	24,080
021	NON PERSONNEL SERVICES	5,904	5,840	(64)
038	CITY GRANT PROGRAMS	2,776,665	2,919,665	143,000
040	MATERIALS & SUPPLIES	2,960	2,692	(268)
081	SERVICES OF OTHER DEPTS	123,710	119,734	(3,976)
091	OPERATING TRANSFERS OUT		32,000	32,000
ELU	TRANSFER ADJUSTMENTS-USERS		(32,000)	(32,000)
Total Uses by Character		3,484,050	3,655,605	171,555

Reserved Appropriations

CONTROLLER RESERVES:

OPERATING: 1G AGF AAA:

001	SALARIES		31,924	31,924
013	MANDATORY FRINGE BENEFITS		13,276	13,276
SUB-TOTAL CONTROLLER RESERVES		0	45,200	45,200
Total Reserved Appropriations			45,200	45,200

Department: WOM : DEPARTMENT OF THE STATUS OF WOMEN

2009-2010 Original Budget	2010-2011 Proposed	2010-2011 vs 2009-2010
---------------------------------	-----------------------	---------------------------

Sources of Funds Detail by Subobject

20921	MARRIAGE LICENSE	210,000	210,000	0
9302K	OTI FR 2S/HWF-HUMAN WELFARE FUND		32,000	32,000
99999B	BEGINNING FUND BALANCE-BUDGET BASIS		190,000	190,000
ELIMSD	TRANSFER ADJUSTMENTS-SOURCES		(32,000)	(32,000)
GFS (1)	GENERAL FUND SUPPORT	3,274,050	3,255,605	(18,445)
Total Sources of Funds		3,484,050	3,655,605	171,555

(1) This figure represents the nondepartmental (citywide) general fund revenues required to support the department's operations.

Uses of Funds Detail Appropriation

OPERATING:				
1G AGF AAA: GF-NON-PROJECT-CONTROLLED				
001	SALARIES	420,405	429,188	8,783
013	MANDATORY FRINGE BENEFITS	154,406	178,486	24,080
021	NON PERSONNEL SERVICES	5,904	5,840	(64)
038	CITY GRANT PROGRAMS	2,566,665	2,551,665	(15,000)
040	MATERIALS & SUPPLIES	2,960	2,692	(268)
081	SERVICES OF OTHER DEPTS	123,710	119,734	(3,976)
SUB-TOTAL 1G AGF AAA		3,274,050	3,287,605	13,555
2S HWF DVP: DOMESTIC VIOLENCE PROGRAM FUND				
038	CITY GRANT PROGRAMS	210,000	368,000	158,000
091	OPERATING TRANSFERS OUT		32,000	32,000
ELU	TRANSFER ADJUSTMENTS-USES		(32,000)	(32,000)
SUB-TOTAL 2S HWF DVP		210,000	368,000	158,000
SUB-TOTAL OPERATING		3,484,050	3,655,605	171,555
Total Uses of Funds		3,484,050	3,655,605	171,555

Department: CRT : SUPERIOR COURT

2009-2010 Original Budget	2010-2011 Proposed	2010-2011 vs 2009-2010
---------------------------------	-----------------------	---------------------------

Fund Summary

1G AGF	GENERAL FUND	30,187,967	33,996,873	3,808,906
2S CTF	COURTS' SPECIAL REVENUE FUND	4,571,358	4,571,774	416
2S GSF	GENERAL SERVICES SPECIAL REVENUE FUND	280,000	280,000	0
Total Sources and Uses by Funds		35,039,325	38,848,647	3,809,322

Program Summary

AMN	COURT HOUSE CONSTRUCTION	4,571,358	4,571,774	416
AIK	DISPUTE RESOLUTION PROGRAM	280,000	280,000	0
AML	INDIGENT DEFENSE/GRAND JURY	7,462,806	10,983,212	3,520,406
AMT	TRIAL COURT SERVICES	22,725,161	23,013,661	288,500
Total Uses by Program		35,039,325	38,848,647	3,809,322

Character Summary

013	MANDATORY FRINGE BENEFITS	264,464	539,464	275,000
021	NON PERSONNEL SERVICES	34,443,084	37,990,348	3,547,264
038	CITY GRANT PROGRAMS	280,000	280,000	0
040	MATERIALS & SUPPLIES	1,000	1,000	0
081	SERVICES OF OTHER DEPTS	50,777	37,835	(12,942)
Total Uses by Character		35,039,325	38,848,647	3,809,322

Sources of Funds Detail by Subobject

25110	TRAFFIC FINES - MOVING	16,525	16,525	0
25120	TRAFFIC FINES - PARKING	18,039	18,039	0
30150	INTEREST EARNED - POOLED CASH	115,000		(115,000)
60102	COURT FILING FEES/SURCHARGES	3,745,645	3,500,000	(245,645)
60108	DISPUTE RES FILING FEE	280,000	280,000	0
99999B	BEGINNING FUND BALANCE-BUDGET BASIS	676,149	1,037,210	361,061
GFS (1)	GENERAL FUND SUPPORT	30,187,967	33,996,873	3,808,906
Total Sources of Funds		35,039,325	38,848,647	3,809,322

(1) This figure represents the nondepartmental (citywide) general fund revenues required to support the department's operations.

Department: CRT : SUPERIOR COURT

2009-2010 Original Budget	2010-2011 Proposed	2010-2011 vs 2009-2010
---------------------------------	-----------------------	---------------------------

Uses of Funds Detail Appropriation

OPERATING:				
1G AGF AAA: GF-NON-PROJECT-CONTROLLED				
013	MANDATORY FRINGE BENEFITS	264,464	539,464	275,000
021	NON PERSONNEL SERVICES	29,922,503	33,456,409	3,533,906
040	MATERIALS & SUPPLIES	1,000	1,000	0
	SUB-TOTAL 1G AGF AAA	30,187,967	33,996,873	3,808,906
	SUB-TOTAL OPERATING	30,187,967	33,996,873	3,808,906
ANNUAL PROJECTS:				
2S CTF APR: COURTS' SPEC REV FD-ANNUAL PROJECTS				
CMC001	COURTROOM TEMP CONSTRUCTION	327,836	343,744	15,908
CMC700	COURTHOUSE DEBT SERVICE	4,243,522	4,228,030	(15,492)
	SUB-TOTAL 2S CTF APR	4,571,358	4,571,774	416
	SUB-TOTAL ANNUAL PROJECTS	4,571,358	4,571,774	416
CONTINUING PROJECTS:				
2S GSF DRP: DISPUTE RESOLUTION PROGRAM				
PMY001	DISPUTE RESOLUTION	280,000	280,000	0
	SUB-TOTAL 2S GSF DRP	280,000	280,000	0
	SUB-TOTAL CONTINUING PROJECTS	280,000	280,000	0
Total Uses of Funds		35,039,325	38,848,647	3,809,322

Department: TTX : TREASURER/TAX COLLECTOR

2009-2010 Original Budget	2010-2011 Proposed	2010-2011 vs 2009-2010
---------------------------------	-----------------------	---------------------------

Fund Summary

1G AGF	GENERAL FUND	27,251,533	26,744,163	(507,370)
2S GSF	GENERAL SERVICES SPECIAL REVENUE FUND		266,769	266,769
7E GIF	GIFT FUND	363,035		(363,035)
Total Sources and Uses by Funds		27,614,568	27,010,932	(603,636)

Program Summary

FCO	BUSINESS TAX	5,405,477	5,459,157	53,680
FCS	DELINQUENT REVENUE	8,822,195	8,900,696	78,501
FCM	INVESTMENT	1,293,137	1,608,377	315,240
FC2	LEGAL SERVICE	393,334	182,341	(210,993)
FEG	MANAGEMENT	4,746,190	4,563,840	(182,350)
FCN	PROPERTY TAX/LICENSING	2,429,823	2,479,761	49,938
FCQ	TAXPAYER ASSISTANCE	1,399,107	1,104,008	(295,099)
FCL	TREASURY	3,125,305	2,712,752	(412,553)
Total Uses by Program		27,614,568	27,010,932	(603,636)

Character Summary

001	SALARIES	16,012,964	15,094,507	(918,457)
013	MANDATORY FRINGE BENEFITS	5,903,656	6,281,794	378,138
020	OVERHEAD	75,097	(8,009)	(83,106)
021	NON PERSONNEL SERVICES	2,223,464	2,988,963	765,499
040	MATERIALS & SUPPLIES	439,612	247,333	(192,279)
060	CAPITAL OUTLAY	434,000		(434,000)
06P	PROGRAMMATIC PROJECTS	333,686	333,686	0
081	SERVICES OF OTHER DEPTS	2,192,089	2,072,658	(119,431)
Total Uses by Character		27,614,568	27,010,932	(603,636)

Reserved Appropriations

CONTROLLER RESERVES:

OPERATING: 1G AGF AAA:

001	SALARIES	71,000	918,244	847,244
-----	----------	--------	---------	---------

Department: TTX : TREASURER/TAX COLLECTOR

2009-2010 Original Budget	2010-2011 Proposed	2010-2011 vs 2009-2010
---------------------------------	-----------------------	---------------------------

Reserved Appropriations

CONTROLLER RESERVES:

OPERATING: 1G AGF AAA:

013	MANDATORY FRINGE BENEFITS		378,083	378,083
021	NON PERSONNEL SERVICES	150,000		(150,000)
	SUB-TOTAL CONTROLLER RESERVES	221,000	1,296,327	1,075,327
	Total Reserved Appropriations	221,000	1,296,327	1,075,327

Sources of Funds Detail by Subobject

10940	PROP TAX-ADMINISTRATIVE COST	325,494	381,029	55,535
12210	HOTEL ROOM TAX	114,000	114,000	0
30150	INTEREST EARNED - POOLED CASH	4,722,603	4,855,086	132,483
30490	OTHER INVESTMENT INCOME	45,000	15,000	(30,000)
60104	INSTALLMENT FEES	125,000	75,000	(50,000)
60121	ADMINISTRATIVE SURCHARGE	71,000	71,000	0
60163	TTX - WATER BILLS	168,000	156,000	(12,000)
60164	TTX - COMMISSIONS	1,100,000	1,100,000	0
60165	TTX - COLLECTION COSTS	2,106,838	1,770,478	(336,360)
60166	TTX - ESCROW FEES	50,000	50,000	0
60167	DELINQUENT INSTALLMENT COLLECTION FEE	430,000	430,000	0
60168	REDEMPTION FEE	125,000	125,000	0
60176	PASSPORT FEES	250,000	200,000	(50,000)
60178	TTX-REC & PARK RESIDENCE CARD FEE	168,000	163,000	(5,000)
60179	DELINQUENT BUSINESS TAX COLLECTION FEE	15,000	15,000	0
60180	CONDOMINIUM CONVERSIONS		14,000	14,000
60199	OTHER GENERAL GOVERNMENT CHARGES	250,000	195,000	(55,000)
78201	PRIVATE GRANTS	363,035	266,769	(96,266)
78902	NSF CHECKS	275,000	275,000	0
865AC	EXP REC FR AIRPORT (AAO)	305,450	400,000	94,550
865BI	EXP REC FR BLDG INSPECTION (AAO)	308,348	189,552	(118,796)
865ER	EXP REC FR EMERGENCY COMMUNICATIONS(AAO)	604,814	574,782	(30,032)
865EV	EXP REC FR ENVIRONMENT (AAO)	706,000	396,651	(309,349)
865HC	EXP REC FR COMM HEALTH SERVICE (AAO)	176,522	176,522	0
865HG	EXP REC FR SF GENERAL HOSPITAL (AAO)	1,111,506	1,111,506	0
865PT	EXP REC FR PUBLIC TRANSPORTATION(AAO)	375,000	375,000	0

Department: TTX : TREASURER/TAX COLLECTOR

2009-2010 Original Budget	2010-2011 Proposed	2010-2011 vs 2009-2010
---------------------------------	-----------------------	---------------------------

Sources of Funds Detail by Subobject

865RB	EXP REC FR RENT ARBITRATION BD (AAO)	199,987	156,475	(43,512)
865UW	EXP REC FR WATER DEPT (AAO)	177,770	172,437	(5,333)
87599	EXP REC-UNALLOCATED (NON-AAO FDS)	309,603	312,575	2,972
875SD	EXP REC FR COUNTY ED(NON-AAO)	204,957	206,034	1,077
875SP	EXP REC FR TRIAL COURTS (NON-AAO)	1,214,952	1,272,107	57,155
GFS (1)	GENERAL FUND SUPPORT	11,215,689	11,395,929	180,240
Total Sources of Funds		27,614,568	27,010,932	(603,636)

(1) This figure represents the nondepartmental (citywide) general fund revenues required to support the department's operations.

Uses of Funds Detail Appropriation

OPERATING:

1G AGF AAA: GF-NON-PROJECT-CONTROLLED

001	SALARIES	13,056,516	12,176,150	(880,366)
013	MANDATORY FRINGE BENEFITS	4,766,809	5,007,903	241,094
020	OVERHEAD	(475,852)	(626,985)	(151,133)
021	NON PERSONNEL SERVICES	1,856,306	2,185,507	329,201
040	MATERIALS & SUPPLIES	200,191	165,583	(34,608)
060	CAPITAL OUTLAY	434,000		(434,000)
081	SERVICES OF OTHER DEPTS	2,169,791	2,051,960	(117,831)
SUB-TOTAL 1G AGF AAA		22,007,761	20,960,118	(1,047,643)
SUB-TOTAL OPERATING		22,007,761	20,960,118	(1,047,643)

ANNUAL PROJECTS:

1G AGF AAP: GF-ANNUAL PROJECT

PTX001	COLLECTIONS IMPROVEMENT PROJECT	91,540	93,175	1,635
PTX002	BANK ON SAN FRANCISCO PROJECT FUND	71,316	71,911	595
SUB-TOTAL 1G AGF AAP		162,856	165,086	2,230
SUB-TOTAL ANNUAL PROJECTS		162,856	165,086	2,230

Department: TTX : TREASURER/TAX COLLECTOR

2009-2010 Original Budget	2010-2011 Proposed	2010-2011 vs 2009-2010
---------------------------------	-----------------------	---------------------------

Uses of Funds Detail Appropriation

CONTINUING PROJECTS:

1G AGF ACP: GF-CONTINUING PROJECTS

PTX006	COLLECTIONS ENHANCEMENT PROJECT	424,777	447,755	22,978
	SUB-TOTAL 1G AGF ACP	424,777	447,755	22,978
	SUB-TOTAL CONTINUING PROJECTS	424,777	447,755	22,978

GRANTS:

2S GSF GNC: GRANTS; NON-PROJECT; CONTINUING

TXBOSF	BANK OF SF PROGRAM FUND		133,567	133,567
TXOOFE	FINANCIAL EMPOWERMENT FUND		133,202	133,202
	SUB-TOTAL 2S GSF GNC	0	266,769	266,769

7E GIF GIF: ETF-GIFT FUND

TXHAJR	E&W HAAS JR FUND-BANK ON SF INITIATIVE	124,760		(124,760)
TXOFEM	OFFICE OF FINANCIAL EMPOWERMENT	238,275		(238,275)
	SUB-TOTAL 7E GIF GIF	363,035	0	(363,035)
	SUB-TOTAL GRANTS	363,035	266,769	(96,266)

WORK ORDERS/OVERHEAD:

1G AGF WOF: GENERAL FUND WORK ORDER FUND

TTX01	ADMINISTRATION		257,440	257,440
TTX02	TREASURY	305,450	167,168	(138,282)
TTX03	TAX COLLECTOR SERVICES	4,350,689	4,746,596	395,907
	SUB-TOTAL 1G AGF WOF	4,656,139	5,171,204	515,065
	SUB-TOTAL WORK ORDERS/OVERHEAD	4,656,139	5,171,204	515,065

Total Uses of Funds		27,614,568	27,010,932	(603,636)
----------------------------	--	-------------------	-------------------	------------------

Department: WAR : WAR MEMORIAL

2009-2010 Original Budget	2010-2011 Proposed	2010-2011 vs 2009-2010
---------------------------------	-----------------------	---------------------------

Fund Summary

2S WMF	WAR MEMORIAL FUND	12,561,453	11,914,547	(646,906)
3C XCF	CITY FACILITIES IMPROVEMENT FUND		15,000,000	15,000,000
Total Sources and Uses by Funds		12,561,453	26,914,547	14,353,094

Program Summary

EED	OPERATIONS & MAINTENANCE	12,561,453	26,914,547	14,353,094
Total Uses by Program		12,561,453	26,914,547	14,353,094

Character Summary

001	SALARIES	4,966,198	4,797,122	(169,076)
013	MANDATORY FRINGE BENEFITS	2,076,163	2,137,574	61,411
020	OVERHEAD	886,233	391,243	(494,990)
021	NON PERSONNEL SERVICES	667,324	681,288	13,964
040	MATERIALS & SUPPLIES	368,659	311,700	(56,959)
060	CAPITAL OUTLAY		15,105,433	15,105,433
06F	FACILITIES MAINTENANCE	535,250	520,500	(14,750)
081	SERVICES OF OTHER DEPTS	3,061,626	2,969,687	(91,939)
095	INTRAFUND TRANSFERS OUT		105,433	105,433
ELU	TRANSFER ADJUSTMENTS-USES		(105,433)	(105,433)
Total Uses by Character		12,561,453	26,914,547	14,353,094

Reserved Appropriations

CONTROLLER RESERVES:

CONTINUING PROJECTS: 3C XCF COP:

CWMVBR	VET BLDG SEISMIC RENOVATION & OPERA		15,000,000	15,000,000
SUB-TOTAL CONTROLLER RESERVES		0	15,000,000	15,000,000
Total Reserved Appropriations			15,000,000	15,000,000

Sources of Funds Detail by Subobject

12210	HOTEL ROOM TAX	9,101,200	8,808,200	(293,000)
-------	----------------	-----------	-----------	-----------

Department: WAR : WAR MEMORIAL

2009-2010 Original Budget	2010-2011 Proposed	2010-2011 vs 2009-2010
---------------------------------	-----------------------	---------------------------

Sources of Funds Detail by Subobject

35232	EMPLOYEE PARKING		34,272	34,272
35511	OPERA HOUSE RENTAL	381,370	411,591	30,221
35512	GREEN ROOM RENTAL	158,228	177,820	19,592
35519	OPERA HOUSE-OFFICE RENTAL	115,239	122,019	6,780
35521	HERBST THEATER RENTAL	153,055	149,531	(3,524)
35531	DAVIES SYMPHONY HALL RENTAL	411,566	423,831	12,265
35539	DAVIES SYMPHONY HALL-OFFICE RENTAL	107,369	113,685	6,316
35611	OPERA HOUSE CONCESSIONS	176,940	177,038	98
35612	OPERA HOUSE PROGRAM CONCESSION	24,310	20,124	(4,186)
35631	DAVIES SYMPHONY HALL CONCESSIONS	86,095	91,022	4,927
35632	DAVIES SYMPHONY HALL PROG CONCESS	2,125	2,125	0
62861	VETERANS BUILDING OCCUPANCY FEES	40,500	36,720	(3,780)
62891	ZELLERBACH REHEARSAL HALL	141,929	151,075	9,146
62899	MISC EXHIBIT & PERFORM SVC CHARGES	96,603	111,031	14,428
80141	PROCEEDS FROM CERT OF PARTICIPATION		15,000,000	15,000,000
865AD	EXP REC FR ADMINISTRATIVE SERVICES (AAO)	31,194	31,194	0
865LL	EXP REC FR LAW LIBRARY (AAO)	174,439	184,885	10,446
9502W	ITI FR 2S/WMF-WAR MEMORIAL FUND		105,433	105,433
99999B	BEGINNING FUND BALANCE-BUDGET BASIS	1,359,291	868,384	(490,907)
ELIMSD	TRANSFER ADJUSTMENTS-SOURCES		(105,433)	(105,433)
Total Sources of Funds		12,561,453	26,914,547	14,353,094

Uses of Funds Detail Appropriation

OPERATING:

2S WMF AAA: WAR MEMORIAL-OPERATING NONPROJECT

001	SALARIES	4,966,198	4,797,122	(169,076)
013	MANDATORY FRINGE BENEFITS	2,076,163	2,137,574	61,411
020	OVERHEAD	886,233	391,243	(494,990)
021	NON PERSONNEL SERVICES	667,324	681,288	13,964
040	MATERIALS & SUPPLIES	368,659	311,700	(56,959)
081	SERVICES OF OTHER DEPTS	3,061,626	2,969,687	(91,939)
095	INTRAFUND TRANSFERS OUT		105,433	105,433

Department: WAR : WAR MEMORIAL

2009-2010 Original Budget	2010-2011 Proposed	2010-2011 vs 2009-2010
---------------------------------	-----------------------	---------------------------

Uses of Funds Detail Appropriation

		2009-2010 Original Budget	2010-2011 Proposed	2010-2011 vs 2009-2010
OPERATING:				
2S WMF AAA: WAR MEMORIAL-OPERATING NONPROJECT				
ELU	TRANSFER ADJUSTMENTS-USERS		(105,433)	(105,433)
	SUB-TOTAL 2S WMF AAA	12,026,203	11,288,614	(737,589)
	SUB-TOTAL OPERATING	12,026,203	11,288,614	(737,589)
ANNUAL PROJECTS:				
2S WMF AAP: WAR MEMORIAL-ANNUAL PROJECTS				
GWMS23	MISC FAC MAINT PROJECTS	535,250	520,500	(14,750)
	SUB-TOTAL 2S WMF AAP	535,250	520,500	(14,750)
	SUB-TOTAL ANNUAL PROJECTS	535,250	520,500	(14,750)
CONTINUING PROJECTS:				
2S WMF ACP: WAR MEMORIAL-CONTINUING PROJECTS				
CWM656	VETERANS: LONG-TERM SEISMIC PLANNING		105,433	105,433
	SUB-TOTAL 2S WMF ACP	0	105,433	105,433
3C XCF COP: CITY FAC IMPVT PROJECTS-C.O.P. BUDGET				
CWMVBR	VET BLDG SEISMIC RENOVATION & OPERA		15,000,000	15,000,000
	SUB-TOTAL 3C XCF COP	0	15,000,000	15,000,000
	SUB-TOTAL CONTINUING PROJECTS	0	15,105,433	15,105,433
Total Uses of Funds		12,561,453	26,914,547	14,353,094

DETAIL OF RESERVES

Detail of Budgetary Reserves

BUDGETARY RESERVES

	FY 2010-11 General Fund	FY 2010-11 Non-General Fund	FY 2011-12 Non-General Fund
Unappropriated Designated Reserves - (require subsequent Board appropriation to spend)			
General Reserve - General Fund	\$ 25,000,000		
General Reserve - Airport			\$ 16,205,549
General Reserve - Public Utilities Commission, Clean Water		\$ 24,769,078	28,023,114
General Reserve - Public Utilities Commission, Water		11,921,732	14,042,141
Subtotal - Unappropriated Designated Reserves	\$ 25,000,000	\$ 36,690,810	\$ 58,270,804
Appropriated Reserves			
Litigation Reserve	\$ 11,000,000		
Salaries and Benefits Reserve - General Fund Supported Operations	15,181,000		
Technical Adjustments Reserve - General Fund Supported Operations	2,500,000		
Subtotal - Designated	\$ 28,681,000	\$ -	\$ -
Total Budgetary Reserves	\$ 53,681,000	\$ 36,690,810	\$ 58,270,804

APPROPRIATION RESERVES

Department Reserve Description & Follow-Up Action Required	Total FY 2010- 2011 Appropriation Reserve	Total FY 2011- 2012 Appropriation Reserve	Releasing Authority
AIR--Airport Commission--San Francisco International Airport FY 2010-11 Capital Plan Pending sale of debt proceeds		16,000,000	Controller
DPH--Public Health--San Francisco General Hospital Elevator Replacement Pending voter approval of Bond on June 2010 Ballot	475,000		Controller
DPH--Public Health--San Francisco General Hospital Cooling Towers Replacement Pending voter approval of Bond on June 2010 Ballot	300,000		Controller
DPH--Public Health--101 Grove Street Parapet Wall & Facade Repairs Pending voter approval of Bond on June 2010 Ballot	550,000		Controller
GSA-ADM--General Services Agency - City Administrator - Disabled Access for Health & Human Services Facilities Pending voter approval of Bond on June 2010 Ballot	92,162		Controller
GSA-ADM--General Services Agency - City Administrator - Street Reconstruction & Renovation Pending sale of Certificates of Participation	6,208,100		Controller
GSA-DPW--General Services Agency - Public Works - Street Reconstruction & Renovation Pending sale of Certificates of Participation	32,156,835		Controller
GSA-DPW--General Services Agency - Public Works - Streetscape Improvements Pending voter approval of Bond on June 2010 Ballot	555,000		Controller
MTA--Municipal Transportation Agency--Materials and Supplies Pending revenue from the issuance of taxi medallions	10,000,000	10,000,000	Controller
PUC--Public Utilities Commission--Clean Water Capital Projects Pending sale of debt proceeds	3,250,000	3,250,000	Controller
PUC--Public Utilities Commission--Hetch Hetchy Water Capital Projects Pending sale of debt proceeds	6,000,000	4,000,000	Controller
PUC--Public Utilities Commission--Water Capital Projects Pending sale of debt proceeds	7,137,500	14,000,000	Controller
SHF--Sheriff-San Bruno Jail No. 3 Demolition Pending voter approval of Bond on June 2010 Ballot	7,200,000		Controller
WAR--War Memorial--Veterans Building Seismic Renovation & Opera Addition Capital Project Pending sale of Certificates of Participation	15,000,000		Controller
	\$ 88,924,597	\$ 47,250,000	

CITYWIDE GENERAL FUND SUPPORTED APPROPRIATION RESERVES

	Total FY 2010-2011 Appropriation Reserve	Releasing Authority
Uncertain Revenues & Follow-Up Action Required		
SB188/AB1383 Hospital Fee Revenue Pending Federal Approval of the State plan submitted to Federal government	\$ 88,000,000	Controller
FMAP extension Pending Federal government approval of FMAP extension	22,549,749	Controller
Mental Health State Plan Amendment Pending Federal Approval of the State plan amendment	12,639,091	Controller
Condo Conversion Pending receipt of condo conversion fee revenues	8,000,000	Controller
Clarifying Hotel Tax Ordinance on November Ballot Pending voter approval of November ballot amendment	6,000,000	Controller
Solid Waste Impound Account Revenue surcharge Pending surcharge on garbage costs	2,500,000	Controller
Cigarette Fee Pending litigation developments of Cigarette Litter Abatement Fee revenues	2,530,000	Controller
	142,218,840	

The following salaries and fringe benefits are placed on Controller's reserve pending the action listed above for the Citywide General Fund Supported Uncertain Revenues.

Department	Total FY 2010-2011 Appropriation
Academy of Science	110,917
Adult Probation	752,713
Art Commission	65,326
Asian Art Museum	250,024
Assessor Recorder	1,060,632
Board of Supervisors	551,499
Children, Youth, and Their Families	27,390
City Attorney	3,756,901
City Planning Commission	1,170,520
Civil Service Commission	51,281
Controller	1,832,725
District Attorney	2,211,631
Economic & Workforce Development	350,088
Elections	304,286
Emergency Management	2,114,688
Ethics Commission	142,082
Fine Arts Museum	390,901
Fire Department	17,948,691
General Services Agency - City Administrator	2,653,765
General Services Agency - Public Works	2,029,693
General Services Agency - Technology	74,753
Human Resources	641,613
Human Rights Commission	35,539

<u>Department</u>	<u>2011 Appropriation Reserve</u>
Human Services Agency	13,676,207
Juvenile Probation	1,782,454
Law Library	35,864
Mayor	257,270
Police Department	24,936,783
Public Defender	1,559,264
Public Health	49,589,012
Recreation and Park	2,854,371
Sheriff's Department	7,658,430
Status of Women	45,200
Treasurer/Tax Collector	<u>1,296,327</u>
	<u>\$ 142,218,840</u>

ADMINISTRATIVE PROVISIONS

SECTION 3. General Authority.

The Controller is hereby authorized and directed to set up appropriate accounts for the items of receipts and expenditures appropriated herein.

SECTION 4. Interim Budget Provisions.

All funds for equipment and new capital improvements shall be held in reserve until final action by the Board of Supervisors. No new equipment shall be authorized during the interim period other than equipment that, in the discretion of the Controller, is reasonably required for the continued operation of existing programs or projects previously approved by the Board of Supervisors. Authorization for the purchase of such equipment may be approved by the Board of Supervisors.

During the period of the interim annual appropriation ordinance and interim annual salary ordinance, no transfer of funds within a department shall be permitted without approval of the Controller, Mayor's Budget Director and the Budget Analyst of the Board of Supervisors.

When the Budget Committee reserves selected expenditure items pending receipt of additional information from departments, upon receipt of the required information to the satisfaction of a financial committee, the Controller may release the previously reserved funds with no further action required by the Board of Supervisors.

If the Budget Committee of the Board of Supervisors recommends a budget that increases funding that was deleted in the Mayor's Budget, the Controller shall have the authority to continue to pay these expenses until final passage of the budget by the Board of Supervisors, and approval of the budget by the Mayor.

SECTION 4.1 Interim Budget – Positions.

No new position may be filled in the interim period with the exception of those positions which in the discretion of the Controller are critical for the operation of existing programs or for projects previously approved by the Board of Supervisors or are required for emergency operations or where such positions would result in a net increase in revenues or where such positions are required to comply with law. New positions shall be defined as those positions that are enumerated in the Mayor's budget for the current fiscal year but were not enumerated in the appropriation and salary ordinances for the prior fiscal year, as amended, through June 30 of the prior fiscal year. In the event the Mayor has approved the reclassification of a position in the department's budget for the current fiscal year, the Controller shall process a temporary or "tx" requisition at the request of the department and subject to approval of the Human Resources Director. Such action will allow for the continued employment of the incumbent in his or her former position pending action by the Board of Supervisors on the proposed reclassifications.

If the Budget Committee of the Board of Supervisors recommends a budget that reinstates positions that were deleted in the Mayor's Budget, the Controller and the Director of Human Resources shall have the authority to continue to employ and pay the salaries of the reinstated positions until final passage of the budget by the Board of Supervisors, and approval of the budget by the Mayor.

SECTION 5. Transfers of Functions and Duties.

Where revenues for any fund or department are herein provided by transfer from any other fund or department, or where a duty or a performance has been transferred from one department to another, the Controller is authorized and directed to make the related transfer of funds, provided further, that where revenues for any fund or department are herein provided by transfer from any other fund or department in consideration of departmental services to be rendered, in no event shall such transfer of revenue be made in excess of the actual cost of such service.

Where a duty or performance has been transferred from one department to another or departmental reorganization is effected as provided in the Charter, in addition to any required transfer of funds, the Controller and Human Resources Director are authorized to make any personnel transfers or reassignments between the affected departments and appointing officers at a mutually convenient time, not to exceed 100 days from the effective date of the ordinance transferring the duty or function. The Controller, Director of Human Resources and Clerk of the Board of Supervisors, with assistance of the City Attorney, are hereby authorized and directed to make such changes as may be necessary to conform all applicable ordinances to reflect said reorganization, transfer of duty or performance between departments.

SECTION 5.1 Agencies Organized under One Department.

Where one or more departments or agencies are organized under a single appointing officer or department head, the component units can continue to be shown as separate agencies for budgeting and accounting purposes to facilitate reporting. However the entity shall be considered a single department for purposes of employee assignment and seniority, position transfers, and transfers of monies among funds within the Department of Public Health, and reappropriation of funds.

SECTION 5.2 Continuing Funds Appropriated.

In addition to the amount provided from taxes, the Controller shall make available for expenditure the amount of actual receipts from special funds whose receipts are continuously appropriated as provided in the Administrative and Municipal Codes.

SECTION 5.3 Multi-Year Revenues.

In connection with money received in one fiscal year for departmental services to be performed in a subsequent year, the Controller is authorized to establish an account for depositing revenues which are applicable to the ensuing fiscal year, said revenue shall be carried forward and become a part of the funds available for appropriation in said ensuing fiscal year.

SECTION 5.4 Contracting Funds.

All money received in connection with contracts under which a portion of the moneys received is to be paid to the contractors and the remainder of the moneys received inures to the City and County shall be deposited in the Treasury.

(a) That portion of the money received that under the terms of the contract inures to the City and County shall be deposited to the credit of the appropriate fund.

(b) That portion of the money received that under the terms of the contracts is to be paid to the contractor shall be deposited in special accounts and is hereby appropriated for said purposes.

SECTION 5.5 Real Estate Services.

Rents received from properties acquired or held in trust for specific purposes are hereby appropriated to the extent necessary for maintenance of said properties, including services of the General Services Agency.

Moneys received from lessees, tenants or operators of City-owned property for the specific purpose of real estate services relative to such leases or operating agreements are hereby appropriated to the extent necessary to provide such services.

SECTION 5.6 Collection Services.

In any contracts for the collection of unpaid bills for services rendered to clients, patients or both by the Department of Public Health in which said unpaid bills have not become delinquent pursuant to the provisions of Administrative Code Section 10.37 and 10.38, the Controller is hereby authorized to adjust the estimated revenues and expenditures of the various divisions and institutions of the Department of Public Health to record such recoveries. Any percentage of the amounts, not to exceed 25 percent, recovered from such unpaid bills by a contractor is hereby appropriated to pay the costs of said contract. The Controller is authorized and is hereby directed to establish appropriate accounts to record total collections and contract payments relating to such unpaid bills.

SECTION 5.7 Contract Amounts Based on Savings.

When the terms of a contract provide for payment amounts to be determined by a percentage of cost savings or previously unrecognized revenues, such amounts as are actually realized from either said cost savings or unrecognized revenues are hereby appropriated to the extent necessary to pay contract amounts due. The Controller is authorized and is hereby directed to establish appropriate accounts to record such transactions.

SECTION 5.8 Collection and Legal Services

In any contracts between the City Attorney's Office and outside counsel for legal services in connection with the prosecution of actions filed on behalf of the City or for assistance in the prosecution of actions that the City Attorney files in the name of the People, where the fee to outside counsel is contingent on the recovery of a judgment or other monies by the City through such action, the Controller is hereby authorized to adjust the estimated revenues and expenditures of the City Attorney's Office to record such recoveries. A percentage of such recoveries, not to exceed 25 percent plus the amount of any out-of-pocket costs the Controller determines were actually incurred to prosecute such action, is hereby appropriated from the amount of such recoveries to pay the contingent fee due to such outside counsel under said contract and any costs incurred by the City or outside counsel in prosecuting the action. The Controller is authorized and hereby directed to

establish appropriate accounts to record total collections and contingent fee and cost payments relating to such actions. The City Attorney as verified by the Controller shall report to the Board of Supervisors annually on the collections and costs incurred under this provision, including the case name, amount of judgment, the fund which the judgment was deposited, and the total cost of and funding source for the legal action.

SECTION 6. Bond Interest and Redemption.

In the event that estimated receipts from other than utility revenues, but including amounts from ad-valorem, taxes shall exceed the actual requirements for bond interest and redemption, said excess shall be transferred to a General Bond Interest and Redemption Reserve account. The Bond Interest and Redemption Reserve is hereby appropriated to meet debt service requirements including printing of bonds, cost of bond rating services and the legal opinions approving the validity of bonds authorized to be sold not otherwise provided for herein.

Issuance, legal and financial advisory service costs, including the reimbursement of departmental services in connection therewith, for debt instruments issued by the City and County, to the extent approved by the Board of Supervisors in authorizing the debt, may be paid from the proceeds of such debt and are hereby appropriated for said purposes.

SECTION 7. Allotment Controls.

Since several items of expenditures herein appropriated are based on estimated receipts, income or revenues which may not be fully realized, it shall be incumbent upon the Controller to establish a schedule of allotments, of such duration as the Controller may determine, under which the sums appropriated to the several departments shall be expended. The Controller shall revise such revenue estimates periodically. If such revised estimates indicate a shortage, the Controller shall hold in reserve an equivalent amount of the corresponding expenditure appropriations set forth herein until the collection of the amounts as originally estimated is assured, and in all cases where it is provided by the Charter that a specified or minimum tax shall be levied for any department the amount of appropriation herein provided derived from taxes shall not exceed the amount actually produced by the levy made for such department.

The Controller in issuing payments or in certifying contracts, purchase orders or other encumbrances pursuant to Section 3.105 of the Charter, shall consider only the allotted portions of appropriation items to be available for encumbrance or expenditure and shall not approve the incurring of liability under any allotment in excess of the amount of such allotment. In case of emergency or unusual circumstances which could not be anticipated at the time of allotment, an additional allotment for a period may be made on the recommendation of the department head and the approval of the Controller. After the allotment schedule has been established or fixed, as heretofore provided, it shall be unlawful for any department or officer to expend or cause to be expended a sum greater than the amount set forth for the particular activity in the said allotment schedule so established, unless an additional allotment is made, as herein provided.

Allotments, liabilities incurred and expenditures made under expenditure appropriations herein enumerated shall in no case exceed the amount of each such appropriation, unless the same shall have been increased by transfers or supplemental appropriations made in the manner provided by Section 9.105 of the Charter.

SECTION 7.1 Prior Year Encumbrances.

The Controller is hereby authorized to establish reserves for the purpose of providing funds for adjustments in connection with liquidation of encumbrances and other obligations of prior years.

SECTION 7.2 Equipment Defined.

Funds for the purchase of items of equipment having a significant value of over \$5,000 and a useful life of three years and over shall only be purchased from appropriations specifically provided for equipment or lease-purchased equipment, including equipment from capital projects. Departments may purchase additional equipment from previous equipment or lease-purchase appropriations with approval of the Mayor's Office and the Controller.

Where appropriations are made herein for the purpose of replacing automotive and other equipment, the equipment replaced shall be surrendered to the Department of Administrative Services and shall be withdrawn from service on or before delivery to departments of the new automotive equipment. When the replaced equipment is sold, in lieu of being traded-in, the proceeds shall be deposited to a revenue account of the related fund. Provided, however, that so much of said proceeds as may be required to affect the purchase of the new equipment is hereby appropriated for the purpose. Funds herein appropriated for automotive equipment shall not be used to buy a replacement of any automobile superior in class to the one being replaced unless it has been specifically authorized by the Board of Supervisors in the making of the original appropriation.

Appropriations of equipment from current funds shall be construed to be annual appropriations and unencumbered balances shall lapse at the close of the fiscal year.

SECTION 7.3 Enterprise Deficits.

Funds appropriated herein to meet estimated enterprise deficits shall be made available to each such enterprise only to the extent that an actual deficit shall exist and not to exceed the amount herein provided. Any amount not required for the purpose of meeting an enterprise fund deficit shall be transferred back to the General Fund at the end of each fiscal year. Provided, however, that the Board of Supervisors, in the annual budget, may approve appropriating such amounts to fund the activities of the enterprise in the succeeding fiscal year.

SECTION 8. Expenditure Estimates.

Where appropriations are made for specific projects or purposes which may involve the payment of salaries or wages, the head of the department to which such appropriations are made, or the head of the department authorized by contract or interdepartmental order to make expenditures from each such appropriation, shall file with the Controller,

when requested, an estimate of the amount of any such expenditures to be made during the ensuing period.

SECTION 8.1 State and Federal Funds.

The Controller is authorized to increase Federal and State funds that may be claimed due to new General Fund expenditures appropriated by the Board of Supervisors. The Director of Human Resources is authorized to add civil service positions required to implement the programs authorized by these funds. The Controller and the Director of Human Resources shall report to the Board of Supervisors any actions taken under this authorization before the Board acts on the Annual Appropriation and Annual Salary Ordinances.

SECTION 8.2 State and Federal Funding Restorations

If additional State or Federal funds are allocated to the City and County of San Francisco to backfill State reductions, the Controller shall backfill any funds appropriated to any program to the General Fund Reserve.

SECTION 9. Interdepartmental Services.

The Controller is hereby authorized and directed to prescribe the method to be used in making payments for interdepartmental services in accordance with the provisions of Section 3.105 of the Charter, and to provide for the establishment of interdepartmental reserves which may be required to pay for future obligations which result from current performances. Whenever in the judgment of the Controller, the amounts which have been set aside for such purposes are no longer required or are in excess of the amount which is then currently estimated to be required, the Controller shall transfer the amount no longer required to the fund balance of the particular fund of which the reserve is a part. Provided further that no expenditure shall be made for personnel services, rent, equipment and capital outlay purposes from any interdepartmental reserve or work order fund without specific appropriation by the Board of Supervisors.

The amount detailed in departmental budgets for services of other City departments cannot be transferred to other spending categories without prior agreement from both the requesting and performing departments.

The Controller, pursuant to the provisions of Charter Section 3.105, shall review and may adjust charges or fees for services that may be authorized by the Board of Supervisors for the administration of the Computer Store. Such fees are hereby appropriated for that purpose.

SECTION 10. Positions in the City Service.

Department heads shall not make appointments to any office or position until the Controller shall certify that funds are available.

Funds provided herein for salaries or wages may, with the approval of the Controller, be used to provide for temporary employment when it becomes necessary to replace the occupant of a position while on extended leave without pay, or for the temporary filling of

a vacancy in a budgeted position. The Controller is authorized to approve the use of existing salary appropriations within departments to fund permanent appointments of up to six months to backfill anticipated vacancies to ensure implementation of successful succession plans and to facilitate the transfer of mission critical knowledge. The Controller shall provide a report to the Board of Supervisors every six months enumerating permanent positions created under this authority.

Appointments to seasonal or temporary positions shall not exceed the term for which the Controller has certified the availability of funds.

The Controller shall be immediately notified of a vacancy occurring in any position.

SECTION 10.1 Positions, Funds, Transfers for Specific Purposes.

Funds for personnel services may be transferred from any legally available source on the recommendation of the department head and approval by the Director of Administrative Services, Board or Commission, for departments under their respective jurisdiction, and on authorization of the Controller with the prior approval of the Human Resources Director for:

- (a) Lump sum payments to officers, employees, police officers and fire fighters other than elective officers and members of boards and commissions upon death or retirement or separation caused by industrial accident for accumulated sick leave benefits in accordance with Civil Service Commission rules.
- (b) Payment of the supervisory differential adjustment, out of class pay or other negotiated premium to employees who qualify for such adjustment provided that the transfer of funds must be made from funds currently available in departmental personal service appropriations.
- (c) Payment of any legal salary or fringe benefit obligations of the City and County including amounts required to fund arbitration awards.
- (d) The Controller is hereby authorized to adjust salary appropriations for positions administratively reclassified or temporarily exchanged by the Human Resources Director provided that the reclassified position and the former position are in the same functional area.
- (e) Positions may be substituted or exchanged between the various salary appropriations or position classifications when approved by the Human Resources Director as long as said transfers do not increase total departmental personnel service appropriations.
- (f) The Controller is hereby authorized and directed upon the request of a department head and the approval by the Mayor's Office to transfer from any legally available funds amounts needed to fund legally mandated salaries, fringe benefits and other costs of City employees. Such funds are hereby appropriated for the purpose set forth herein.

(g) The Controller is hereby authorized to transfer any legally available funds to adjust salary and fringe benefit appropriations as required under reclassifications recommended by the Human Resources Director and approved by the Board of Supervisors in implementing the Management Compensation and Classification Plan.

Amounts transferred shall not exceed the actual amount required including the cost to the City and County of mandatory fringe benefits.

(h) Pursuant to California Labor Code Section 4850.4, the Controller is authorized to make advance payments from departments' salary accounts to employees participating in CalPERS who apply for disability retirement. Repayment of these advanced disability retirement payments from CalPERS and from employees are hereby appropriated to the departments' salary account.

(i) The Controller is authorized to transfer funds into a Post Employment Retiree Health Benefit Trust Fund to offset a portion of the liability of retiree health costs for anticipated new hires. The calculation of the transfer will be based on 1% of the salary paid to expected hires over the fiscal year. The source of funds from non-General Fund supported departments may be transferred from any legally available source from these departments.

SECTION 10.2 Professional Services Contracts.

Funds appropriated for professional service contracts may be transferred to the account for salaries on the recommendation of the department head for the specific purpose of using City personnel in lieu of private contractors with the approval of the Human Resources Director and the Mayor and the certification by the Controller that such transfer of funds would not increase the cost of government.

SECTION 10.3 Surety Bond Fund Administration

The Controller is hereby authorized to allocate funds from capital project appropriations to the San Francisco Self-Insurance Surety Bond Fund, as governed by Administrative Code Section 10.100-317 and in accordance with amounts determined pursuant to Administrative Code Section 14B.16.

SECTION 10.4 Salary Adjustments, Memoranda of Understanding (MOUs).

The Controller is authorized and directed to transfer from the Salary and Benefits Reserve, or any legally available funds, amounts necessary to adjust appropriations for salaries and related mandatory fringe benefits of employees whose compensation is pursuant to Charter Sections A8.403 (Registered Nurses), A8.404 (Transit Operators), A8.409 (Miscellaneous Employees), A8.405 and A8.590-1 through A8.590-5 (Police and Firefighters), revisions to State Law, and/or collective bargaining agreements adopted pursuant to the Charter or arbitration award. The Controller and Director of Human Resources are further authorized and directed to adjust the rates of compensation to reflect current pay rates for any positions affected by the foregoing provisions.

Adjustments made pursuant to this section shall reflect only the percentage increase required to adjust appropriations to reflect revised salary and premium pay requirements above the funding level established in the adopted budget of the respective departments.

The Controller is authorized and directed to transfer from reserves or any legally available funds amounts necessary to provide costs of non-salary benefits in ratified Memoranda of Understanding or arbitration awards. The Controller's Office shall report to the Budget and Finance Committee on the status of the Salary and Benefits Reserve, including amounts transferred to individual City Departments and remaining Reserve balances, following the first quarter of FY 2009-10 and as part of the Controller's Six and Nine Month Budget Status Reports.

SECTION 10.5 MOUs to be Reflected in Department Budgets.

Should the City and County adopt an MOU with a recognized employee bargaining organization during the fiscal year which has fiscal effects, the Controller is authorized and directed to reflect the budgetary impact of said MOU in departmental appropriations by transferring amounts to or from the Salary and Benefits Reserve, or, for self-supporting or restricted funds, to or from the respective unappropriated fund balance account. All amounts transferred pursuant to this section are hereby appropriated for the purpose.

SECTION 10.6 Funding Memoranda of Understanding (MOUs).

Whenever the Board of Supervisors has ratified by ordinance or resolution Memoranda of Understanding or has not contested an arbitration award with recognized employee organizations and said memoranda or award contains provisions requiring the expenditure of funds, the Controller, on the recommendation of the Human Resources Director, shall reserve sufficient funds to comply with such provisions and such funds are hereby appropriated for such purposes. The Controller is hereby authorized to make such transfers from funds hereby reserved or legally available as may be required to make funds available to departments to carry out the purposes required by the Memoranda of Understanding or arbitration award.

SECTION 10.7 Fringe Benefit Rate Adjustments.

Appropriations herein made for fringe benefits may be adjusted by the Controller to reflect revised amounts required when contribution rates are adjusted during the fiscal year. The Controller is authorized and is hereby directed to transfer between departmental appropriations and the General Reserve or other unappropriated balance of funds any amounts resulting from authorized contribution rate changes during the fiscal year and such amounts are hereby appropriated to said accounts.

When the Controller determines that prepayment of the employer share of pension contributions is likely to be fiscally advantageous, the Controller is authorized to adjust appropriations and transfers in order to make such prepayments.

SECTION 10.8 Police Department Uniformed Positions.

Positions in the Police Department for each of the various ranks that are filled based on the educational attainment of individual officers may be filled interchangeably at any level within the rank (e.g., Patrol Officer Q2, Q3 or Q4, Sergeant Q50, Q51, Q52). The

Controller and Director of Human Resources are hereby authorized to adjust payrolls, salary ordinances and other documents, where necessary, to reflect the current status of individual employees; provided however, that nothing in this section shall authorize an increase in the total number of positions allocated to any one rank or to the Police Department.

SECTION 10.9 Holidays, Special Provisions.

Whenever any day is declared to be a holiday by proclamation of the Mayor after such day has heretofore been declared a holiday by the Governor of the State of California or the President of the United States, the Controller, with the approval of the Mayor's Office, is hereby authorized to make such transfer of funds not to exceed the actual cost of said holiday from any legally available funds.

SECTION 10.10 Litigation Reserve, Payments.

The Controller is authorized and directed to transfer from the Reserve for Litigation Account for General Fund supported departments or from any other legally available funds for other funds, amounts required to make payments required to settle litigation against the City and County of San Francisco that has been recommended by the City Attorney and approved by the Board of Supervisors in the manner provided in the Charter. Such funds are hereby appropriated for the purposes set forth herein.

SECTION 10.11 Changes in Health Services Eligibility.

Should the Board of Supervisors amend Administrative Code Section 16.700 to change the eligibility in the City's Health Service System, the Controller is authorized and directed to transfer from any legally available funds or the Salary and Fringe Reserve for the amount necessary to provide health benefit coverage not already reflected in the departmental budgets.

SECTION 10.12 Federal Stimulus Funds for COBRA Subsidies.

The Controller is authorized to appropriate and expend such funds as may be necessary to provide COBRA subsidies authorized by the American Recovery and Reinvestment Act (ARRA), retroactive to the effective date of the subsidies authorized by ARRA, and paid for through payroll tax offsets or other federal reimbursements.

SECTION 11. Funds Received for Special Purposes, Trust Funds.

The Controller is hereby authorized and directed to continue the existing special and trust funds, revolving funds, and reserves and the receipts in and expenditures from each such fund are hereby appropriated in accordance with law and the conditions under which each such fund was established.

The Controller is hereby authorized and directed to set up additional special and trust funds and reserves as may be created by either additional grants and bequests or under other conditions and the receipts in each fund are hereby appropriated in accordance with law for the purposes and subject to the conditions under which each such fund was established.

SECTION 11.1 Special and Trust Funds Appropriated.

Whenever the City and County of San Francisco shall receive for a special purpose from the United States of America, the State of California, or from any public or semi-public agency, or from any private person, firm or corporation, any moneys, or property to be converted into money, the Controller shall establish a special fund or account evidencing the said moneys so received and specifying the special purposes for which they have been received and for which they are held, which said account or fund shall be maintained by the Controller as long as any portion of said moneys or property remains.

Recurring grant funds which are detailed in departmental budget submissions and approved by the Mayor and Board of Supervisors in the annual budget shall be deemed to have met the requirements of Administrative Code Section 10.170 for the approval to apply for, receive and expend said funds and shall be construed to be funds received for a specific purpose as set forth in this section. Positions specifically approved by granting agencies in said grant awards may be filled as though said positions were included in the annual budget and Annual Salary Ordinance, provided however that the tenure of such positions shall be contingent on the continued receipt of said grant funds. Individual grants may be adjusted by the Controller to reflect actual awards made if granting agencies increase or decrease the grant award amounts estimated in budget submissions.

The expenditures necessary from said funds or said accounts as created herein, in order to carry out the purpose for which said moneys or orders have been received or for which said accounts are being maintained, shall be approved by the Controller and said expenditures are hereby appropriated in accordance with the terms and conditions under which said moneys or orders have been received by the City and County of San Francisco, and in accordance with the conditions under which said funds are maintained.

SECTION 11.2 Insurance Recoveries.

Any moneys received by the City and County of San Francisco pursuant to the terms and conditions of any insurance policy are hereby appropriated and made available to the general city or specific departments for associated costs or claims.

SECTION 11.3 Bond Premiums.

Premiums received from the sale of bonds are hereby appropriated for bond interest and redemption purposes of the issue upon which it was received.

SECTION 11.4 Ballot Arguments.

Receipts in and expenditures for payment for the printing of ballot arguments, are hereby appropriated in accordance with law and the conditions under which this appropriation is established.

SECTION 11.5 Tenant Overtime.

Whenever employees of departments are required to work overtime on account of services required by renters, lessees or tenants of City-owned or occupied properties, or recipients of services from City departments, in connection with such properties the cost of such overtime employment shall be collected by the departments from the requesters of said services and shall be deposited with the Treasurer to the credit of departmental appropriations. All moneys deposited therein are hereby appropriated for such purpose.

SECTION 11.6 Refunds.

The Controller is hereby authorized and directed to set up appropriations for refunding amounts deposited in the Treasury in excess of amounts due, and the receipts and expenditures from each are hereby appropriated in accordance with law. Whereby State statute, local ordinance or court order, interest is payable on amounts to be refunded, in the absence of appropriation therefore, such interest is herewith appropriated from the unappropriated interest fund or interest earnings of the fund involved. The Controller is authorized, and funds are hereby appropriated, to refund overpayments and any mandated interest or penalties from State, Federal and local agencies when audits or other financial analyses determine that the City has received payments in excess of amounts due.

SECTION 11.7 Arbitrage.

The Controller is hereby authorized and directed to refund excess interest earnings on bond proceeds (arbitrage) when such amounts are reported by the Treasurer as due and payable under applicable Internal Revenue Service regulations. Such arbitrage refunds shall be charged against interest earnings or reserves in the various bond funds in which the arbitrage earnings were recorded and such funds are hereby appropriated for the purpose.

SECTION 11.8 Damage Recoveries.

Moneys received as payment for damage to City-owned property and equipment are hereby appropriated to the department concerned to pay the cost of repairing such equipment or property. Moneys received as payment for liquidated damages in a City-funded construction project are appropriated to the department incurring costs of repairing or abating the damages. Any excess funds, and any amount received for damaged property or equipment which is not to be repaired shall be credited to a related fund.

SECTION 11.9 Purchasing Damage Recoveries.

That portion of funds received pursuant to the provisions of Administrative Code Section 21.33 - failure to deliver article contracted for - as may be needed to affect the required procurement are hereby appropriated for that purpose and the balance, if any, shall be credited the related fund.

SECTION 11.10 Off-Street Parking Guarantees.

Whenever the Board of Supervisors has authorized the execution of agreements with corporations for the construction of off-street parking and other facilities under which the City and County of San Francisco guarantees the payment of the corporations' debt service or other payments for operation of the facility, it shall be incumbent upon the Controller to reserve from parking meter or other designated revenues sufficient funds to

provide for such guarantees. The Controller is hereby authorized to make payments as previously guaranteed to the extent necessary and the reserves approved in each Annual Appropriation Ordinance are hereby appropriated for the purpose. The Controller shall notify the Board of Supervisors annually of any payments made pursuant to this Section.

SECTION 11.11 Hotel Tax.

Notwithstanding any other provision of law, monies collected pursuant to the tax imposed by Section 502 of Article 7 of the Business and Tax Regulations Code ("Hotel Tax Revenues") are appropriated for fiscal year 2010-11 by this ordinance. The fiscal year 2010-11 appropriation to agencies listed below represents the Hotel Tax appropriation for fiscal year 2010-11. The amounts of those appropriations and their purposes are summarized in the chart set forth below for information. The appropriation of Hotel Tax Revenues to the California Academy of Sciences for fiscal year 2010-11 is and may be used solely for the maintenance, operation and continuation of the Steinhart Aquarium. All Hotel Tax Revenues collected in fiscal year 2010-11 in excess of the amounts appropriated herein for the specific purposes set forth below, any interest and revenue derived from the investment of Hotel Tax Revenues, and any unencumbered or unexpended balance of the appropriation for specific purposes remaining at fiscal year end, shall be transferred to the General Fund.

	<u>Hotel Tax Allocation</u> <u>FY 2010-11</u>	<u>Amount</u>
General Fund Supported		
Convention Facilities		\$34,147,000
Convention and Visitors Bureau		\$7,580,000
Affordable Housing--Rental Assistance		\$500,000
Asian Art Museum		\$2,229,000
Fine Arts Museum		\$5,620,000
Steinhart Aquarium		\$1,208,000
Tax Collector		\$114,000
Non-General Fund Supported		
Cultural Equity Endowment Fund		\$1,716,000
Culture Centers		\$1,516,000
Publicity/Advertising: Recurring Events (including Cultural Centers)		\$11,177,000

Publicity/Advertising: Nonrecurring Events	\$191,000
War Memorial	\$8,808,200

SECTION 11.12 Hotel Tax – Special Situations.

The Controller is hereby authorized and directed to make such interfund transfers or other adjustments as may be necessary to conform budget allocations to the requirements of the agreements and indentures of the 1994 Lease Revenue and/or San Francisco Redevelopment Agency Hotel Tax Revenue Bond issues.

SECTION 11.13 Local Transportation Agency Fund.

Local transportation funds are hereby appropriated pursuant to the Government Code.

SECTION 11.14 Insurance.

The Controller is hereby authorized to transfer to the City Risk Manager any amounts indicated in the budget estimate and appropriated hereby for the purchase of insurance or the payment of insurance premiums.

SECTION 11.15 Grants to Commission on Aging and Child Support Services

The Commission on Aging and the Department of Child Support Services are authorized to receive and expend available federal and state contributions and grant awards for their target populations. The Controller is hereby authorized and directed to make the appropriate entries to reflect the receipt and expenditure of said grant award funds and contributions.

SECTION 11.16 FEMA, OES, Other Reimbursements.

Whenever the City and County recovers funds from any federal or state agency as reimbursement for the cost of damages resulting from earthquakes and related aftershocks or other natural disasters for which the Mayor has declared a state of emergency, such funds are hereby appropriated for the purpose. The Controller is authorized to transfer such funds to the credit of the departmental appropriation which initially incurred the cost, or, if the fiscal year in which the expenses were charged has ended, to the credit of the fund which incurred the expenses.

SECTION 11.17 Interest on Grant Funds.

Whenever the City and County earns interest on funds received from the State of California or the federal government and said interest is specifically required to be expended for the purpose for which the funds have been received, said interest is hereby appropriated in accordance with the terms under which the principal is received and appropriated.

SECTION 11.18 Treasurer – Banking Agreements.

Whenever the Treasurer finds that it is in the best interest of the City and County to use either a compensating balance or fee for service agreement to secure banking services

any funds necessary to be paid for such agreement are to be charged against interest earnings and such funds are hereby appropriated for the purpose.

SECTION 11.19 City Buildings—Acquisition with Certificates of Participation (COPs). Receipts in and expenditures from accounts set up for the acquisition and operation of City-owned buildings including, but not limited to 25 Van Ness Avenue and 1660 Mission Street, are hereby appropriated for the purposes set forth in the various bond indentures through which said properties were acquired.

SECTION 11.20 Generally Accepted Principles of Financial Statement Presentation. The Controller is hereby authorized to make adjustments to departmental budgets as part of the year-end closing process to conform amounts to the Charter provisions and generally accepted principles of financial statement presentation.

SECTION 11.21 State Local Public Safety Fund.

Amounts received from the State Local Public Safety Fund (Sales Taxes) for deposit to the Public Safety Augmentation Fund shall be transferred to the General Fund for use in meeting eligible costs of public safety as provided by State law and said funds are appropriated for said purposes.

Said funds shall be allocated to support public safety department budgets, but not specific appropriation accounts, and shall be deemed to be expended at a rate of 75% of eligible departmental expenditures up to the full amount received. The Controller is hereby directed to establish procedures to comply with state reporting requirements.

SECTION 12. Special Situations.

SECTION 12.1 Revolving Funds.

Surplus funds remaining in departmental appropriations may be transferred to fund increases in revolving funds up to the amount authorized by the Board of Supervisors if said Board, by ordinance, has authorized an increase in said revolving fund amounts.

SECTION 12.2 Interest Allocations.

Interest shall not be allocated to any special, enterprise, or trust fund or account unless said allocation is required by Charter, state law or specific provision in the legislation that created said fund. Any interest earnings not allocated to special, enterprise or trust funds or accounts shall be credited, by the Controller, to General Fund Unallocated Revenues.

SECTION 12.3 Property Tax.

Consistent with the State Teeter Plan requirements, the Board of Supervisors elects to continue the alternative method of distribution of tax levies and collections in accordance with Revenue and Taxation Code Section 4701. The Board of Supervisors directs the Controller to maintain the Teeter Tax Losses Reserve Fund at an amount not less than 1% of the total of all taxes and assessments levied on the secured roll for that year for participating entities in the county as provided by Revenue and Taxation Code Section 4703. The Board of Supervisors authorizes the Controller to make timely property tax distributions to the San Francisco Redevelopment Agency and the Treasure Island Development Authority as approved by the Board of Supervisors through the budget,

through development pass-through contracts, through tax increment allocation pledge agreements, and as mandated by State law.

The Controller is authorized and directed to recover costs from the levy, collection and administration of property taxes.

SECTION 12.4 New Project Reserves.

Where this Board has set aside a portion of the General Reserve for a new project or program approved by a supplemental appropriation, any funds not required for the approved supplemental appropriation shall be returned to the General Fund General Reserve by the Controller.

SECTION 12.5 Aid Payments.

Aid paid from funds herein provided and refunded during the fiscal year hereof shall be credited to, and made available in, the appropriation from which said aid was provided.

SECTION 12.6 Department of Public Health Transfer Payments.

To more accurately reflect the total net budget of the Department of Public Health, this ordinance shows net revenues received from certain State and Federal health programs. Funds necessary to participate in such programs that require transfer payments are hereby appropriated.

SECTION 12.7 Municipal Transportation Agency.

Consistent with the provisions of Proposition E and Proposition A creating the Municipal Transportation Agency and including the Parking and Traffic function as a part of the Municipal Transportation Agency, the Controller is authorized to make such transfers and reclassification of accounts necessary to properly reflect the provision of central services to the Municipal Transportation Agency in the books and accounts of the City. No change can increase or decrease the overall level of the City's budget.

SECTION 12.8 Treasure Island Authority.

Should the Treasure Island property be conveyed and deed transferred from the Federal Government, the Controller is hereby authorized to make budgetary adjustments necessary to ensure that there is no General Fund impact from this conveyance.

SECTION 12.9 Hetch Hetchy Power Stabilization Fund.

Hetch Hetchy has entered into a long-term agreement to purchase a fixed amount of power. Any excess power from this contract will be sold back to the power market.

To limit Hetch Hetchy's risk from adverse market conditions in the future years of the contract, the Controller is authorized to establish a power stabilization account that reserves any excess revenues from power sales in the early years of the contract. These funds may be used to offset potential losses in the later years of the contract. The balance in this fund may be reviewed and adjusted annually.

The power purchase amount reflected in the department's expenditure budget is the net amount of the cost of power purchased for Hetch Hetchy use. Power purchase appropriations may be increased by the Controller to reflect the pass through costs of power purchased for resale under long-term fixed contracts previously approved by the Board of Supervisors.

SECTION 12.10 Closure of Special Funds and Projects.

In accordance with Administrative Code Section 10.100-1(d), if there has been no expenditure activity for the past two fiscal years, a special fund or project can be closed and repealed. The Controller is hereby authorized and directed to close such funds, consistent with the budgetary and fiscal provisions of the Charter.

SECTION 12.11 Charter-Mandated Baseline Appropriation.

The Controller is authorized to increase budgetary appropriations as required by the Charter for baseline allocations. Departments must obtain Board of Supervisors' approval prior to any expenditure supported by increasing baseline allocations as required under the Charter and the Municipal Code.

SECTION 12.12 Parking Tax Allocation

The Controller is authorized to increase or decrease final budgetary allocation of parking tax in-lieu transfers to reflect actual collections to the Municipal Transportation Agency and to the Human Services Agency, Department of Aging and Adult Services. The Municipal Transportation Agency and the Human Services Agency must obtain Board of Supervisors' approval prior to any expenditure supported by allocations that accrue to the Agencies that are greater than those already appropriated in the Annual Appropriation Ordinance.

SECTION 13. Redevelopment Agency, Treasure Island Development Authority.

The budgets for the Redevelopment Agency and the Treasure Island Development Authority are subject to separate approval by resolution of the Board of Supervisors. Work performed by City departments for either the Redevelopment Agency or the Treasure Island Development Authority may also be reflected in the City's budget. Administrative support to the Treasure Island Development Authority shall be performed by the General Services Agency. The General Services Agency shall include required positions and operating costs in its annual budget, funded by the Treasure Island Development Authority.

SECTION 14. Departments.

The term department as used in this ordinance shall mean department, bureau, office, utility, agency, board or commission, as the case may be. The term department head as used herein shall be the chief executive duly appointed and acting as provided in the Charter. When one or more departments are reorganized or consolidated, the former entities may be displayed as separate units, if, in the opinion of the Controller, this will facilitate accounting or reporting.

(a) The Public Utilities Commission shall be considered one entity for budget purposes and for disbursement of funds within each of the enterprises. The entity shall retain its

enterprises, including Water, Hetch Hetchy, Wastewater, and the Public Utilities Commission, as separate utility fund enterprises under the jurisdiction of the Public Utilities Commission and with the authority provided by the Charter. This section shall not be construed as a merger or completion of the Hetch Hetchy Project, which shall not be deemed completed until a specific finding of completion has been made by the Public Utilities Commission. The consolidated agency will be recognized for purposes of determining employee seniority, position transfers, budgetary authority and transfers or reappropriation of funds.

(b) There shall be a General Services Agency, headed by the City Administrator, including the Department of Public Works, the Department of Telecommunication and Information Services, and the Department of Administrative Services

The City Administrator shall be considered one entity for budget purposes and for disbursement of funds. This budgetary structure does not affect the separate legal status of the departments placed within the entity: Administrative Services, Medical Examiner, Convention and Facilities Management, and Animal Care and Control. Each of these departments shall retain the duties and responsibilities of departments as provided in the Charter and the Administrative Code, including but not limited to appointing and contracting authority.

(c) There shall be a Human Services Agency, which shall be considered one entity for budget purposes and for disbursement of funds. Within the Human Services Agency shall be two departments: (1) the Department of Human Services, under the Human Services Commission, and (2) the Department of Aging and Adult Services ("DAAS"), under the Mayor, includes Adult Protective Services, the Public Administrator/Public Guardian, the Mental Health Conservator, the Office on Aging, the County Veterans' Service Officer, and the In-Home Supportive Services Program. This budgetary structure does not affect the legal status or structure of the two departments, unless reorganized under Charter Section 4.132. The Director of Human Resources and the Controller are authorized to transfer employees, positions, and funding in order to effectuate the transfer of the program from one department to the other. The consolidated agency will be recognized for purposes of determining employee seniority, position transfers, budgetary authority and transfers or reappropriation of funds.

The departments within the Human Services Agency shall coordinate with each other and with the Commission on Aging to improve delivery of services, increase administrative efficiencies and eliminate duplication of efforts. To this end, they may share staff and facilities. The Commission on Aging shall remain the Area Agency on Aging. This coordination is not intended to diminish the authority of the Commission on Aging over matters under the jurisdiction of the Commission.

The Director of the Commission on Aging also may serve as the department head for DAAS, and/or as a deputy director for the Department of Human Services, but shall receive no additional compensation by virtue of an additional appointment. If an additional appointment is made, it shall not diminish the authority of the Commission on Aging over matters under the jurisdiction of the Commission.

SECTION 15. Travel for Officers and Employees.

The Controller shall establish rules for the payment of all amounts payable for travel for officers and employees, and for the presentation of such vouchers as he shall deem proper in connection with expenditures made pursuant to said Section. No allowance shall be made for traveling expenses provided for in this ordinance unless funds have been appropriated or set aside for such expenses in accordance with the provisions of the Charter.

The Controller may advance the sums necessary for traveling expenses, but proper account and return must be made of said sums so advanced by the person receiving the same within ten days after said person returns to duty in the City and County of San Francisco, and failure on the part of the person involved to make such accounting shall be sufficient cause for the Controller to withhold from such persons pay check or checks in a sum equivalent to the amount to be accounted.

SECTION 16. Contributed Revenue Reserve.

The Controller is hereby authorized to establish a Contributed Revenue Reserve to accumulate receipts in excess of those estimated revenues or unexpended appropriations stated herein. Said reserve is established for the purpose of funding the budget of the subsequent year, and the receipts in this reserve are hereby appropriated for said purpose.

SECTION 17. Airport Service Payment.

The moneys received from the Airport's revenue fund as the Annual Service Payment provided in the Airline-Airport Lease and Use Agreement are in satisfaction of all obligations of the Airport Commission for indirect services provided by the City and County of San Francisco to the Commission and San Francisco International Airport and constitute the total transfer to the City's General Fund.

The Controller is hereby authorized and directed to transfer to the City's General Fund from the Airport revenue fund with the approval of the Airport Commission funds that constitute the annual service payment provided in the Airline - Airport Lease and Use Agreement in addition to the amount stated in the Annual Appropriation Ordinance.

On the last business day of the fiscal year, unless otherwise directed by the Airports Commission, the Controller is hereby authorized and directed to transfer all moneys remaining in the Airport's Contingency Account to the Airport's Revenue Fund. The Controller is further authorized and directed to return such amounts as were transferred from the Contingency Account, back to the Contingency Account from the Revenue Fund Unappropriated Surplus on the first business day of the succeeding fiscal year, unless otherwise directed by the Airports Commission.

SECTION 18. Pooled Cash, Investments.

The Treasurer and Controller are hereby authorized to transfer available fund balances within pooled cash accounts to meet the cash management of the City, provided that special and non-subsidized enterprise funds shall be credited interest earnings on any funds temporarily borrowed there from at the rate of interest earned on the City Pooled Cash Fund. No such cash transfers shall be allowed where the investment of said funds in investments such as the pooled funds of the City and County is restricted by law.

SECTION 19. Matching Funds for Federal or State Programs.

Funds contributed to meet operating deficits and/or to provide matching funds for federal or State aid (e.g. Medicaid under SB 855 or similar legislation for San Francisco General Hospital) are specifically deemed to be made exclusively from local property and business tax sources.

SECTION 20. Advance Funding of Bond Projects – City Departments.

Whenever the City and County has authorized appropriations for the advance funding of projects which may at a future time be funded from the proceeds of general obligation, revenue, or lease revenue bond issues or other legal obligations of the City and County, the Controller shall recover from bond proceeds or other available sources, when they become available, the amount of any interest earnings foregone by the General Fund as a result of such cash advance to disbursements made pursuant to said appropriations. The Controller shall use the monthly rate of return earned by the Treasurer on City Pooled Cash Fund during the period or periods covered by the advance as the basis for computing the amount of interest foregone which is to be credited to the General Fund.

SECTION 21. Advance Funding of Projects – Transportation Authority.

Whenever the San Francisco County Transportation Authority requests advance funding of the costs of administration or the costs of projects specified in the City and County of San Francisco Transportation Expenditure Plan which will be funded from proceeds of the transactions and use tax as set forth in Article 14 of Part III of the Municipal Code of the City and County of San Francisco, the Controller is hereby authorized to make such advance. The Controller shall recover from the proceeds of the transactions and use tax when they become available, the amount of the advance and any interest earnings foregone by the City and County General Fund as a result of such cash advance funding. The Controller shall use the monthly rate of return earned by the Treasurer on General City Pooled Cash funds during the period or periods covered by the advance as the basis for computing the amount of interest foregone which is to be credited to the General Fund.

SECTION 22. Controller to Correct Clerical Errors.

The Controller is hereby authorized and directed to adjust interdepartmental appropriations, make transfers to correct objects of expenditures classifications and to correct clerical or computational errors as may be ascertained by the Controller to exist in the Annual Budget as adopted by the Board of Supervisors. The Controller shall file with the Clerk of the Board a list of such adjustments, transfers and corrections made pursuant to this Section.

The Controller is hereby authorized to make the necessary transfers to correct objects of expenditure classifications, and corrections in classifications made necessary by changes in the proposed method of expenditure.

SECTION 23. Transfer of State Revenues.

The Controller is authorized to transfer revenues among City departments to comply with provisions in the State budget.

SECTION 24. Use of Permit Revenues from the Department of Building Inspection.

Permit revenue funds from the Department of Building Inspection that are transferred to other departments as shown in this budget shall be used only to fund the planning, regulatory, enforcement and building design activities that have a demonstrated nexus with the projects that produce the fee revenues.

SECTION 25. Board of Supervisors Official Advertising Charges.

The Board of Supervisors is authorized to collect funds from enterprise departments to place official advertising. The funds collected are automatically appropriated in the budget of the Board of Supervisors as they are received.

SECTION 26. Work Order Appropriations.

The Board of Supervisors directs the Controller to establish work orders pursuant to Board-approved appropriations, including positions needed to perform work order services, and corresponding recoveries for services that are fully cost covered, including but not limited to services provided by one City department to another City department, as well as services provided by City departments to external agencies, including but not limited to the Redevelopment Agency, the Treasure Island Development Authority, the School District, and the Community College.

SECTION 27. Close-Out of Reserved Appropriations.

On an annual basis, the Controller shall report the status of all reserves, their remaining balances, and departments' explanations of why funding has not been requested for release. Continuation of reserves will be subject to consideration and action by the Budget and Finance Committee. The Controller shall close out reserved appropriations that are no longer required by the department for the purposes for which they were appropriated.

Section 27.1. Reserves Placed on Expenditures by Controller.

Consistent with Charter Section 3.105(d), the Controller is authorized to reserve expenditures in the City's budget equal to uncertain revenues, as deemed appropriate by the Controller. The Controller is authorized to remove, transfer, and update reserves to expenditures in the budget as revenue estimates are updated and received in order to maintain City operations.

SECTION 28. Appropriation Control of Capital Improvement Projects and Equipment.

Unless otherwise exempted in another section of the Administrative Code or Annual Appropriation Ordinance, and in accordance with Administrative Code Section 3.18, departments may transfer funds from one Board-approved capital project to another Board-approved capital project. The Controller shall approve transfers only if they do not materially change the size or scope of the original project. Annually, the Controller shall report to the Board of Supervisors on transfers of funds that exceed 10% of the original appropriation to which the transfer is made.

The Controller is authorized to approve substitutions within equipment items purchased for the Laguna Honda Replacement Project, providing that the purpose of the substituted equipment is purchased for Laguna Honda Hospital, and the total cost is within the Board-approved appropriation for such equipment.

SECTION 29. Business Improvement Districts.

Proceeds from all special assessments levied on real property included in the property-based business improvement districts in the City and County of San Francisco are hereby appropriated for the fiscal year ending June 30, 2011 in the respective amounts actually received by the City and County in such fiscal year for each such district. Estimated amounts of those appropriations for the business improvement districts identified are summarized in the chart below for information only. The Controller is authorized to disburse the assessment revenues appropriated by this section to the respective Owners' Associations (as defined in Section 36614.5 of the Streets and Highways Code) for such districts as provided in the management district plans, resolutions establishing the districts, annual budgets and management agreements, as approved by the Board of Supervisors for each such district, for the purposes authorized therein.

District	Assessment	Estimated Amount
Noe Valley Community Benefit District	Special Assessment No. 61	\$231,800
North of Market/Tenderloin Community Benefit District	Special Assessment No. 62	\$960,647
Castro/Upper Market Community Benefit District	Special Assessment No. 63	\$402,021
Fisherman's Wharf Community Benefit District	Special Assessment No. 64	\$554,407
2500 Block of Mission Street Business Improvement District	Special Assessment No. 65	\$73,503
Central Market Community Benefit District	Special Assessment No. 66	\$538,213
Fillmore Jazz Community Benefit District	Special Assessment No. 67	\$322,931
Yerba Buena Community Benefit District	Special Assessment No. 96	\$2,284,194
Tourism Improvement District	N/A	\$22,700,000

SECTION 29.1 Noe Valley Community Benefit District – Special Assessment No. 61

File No.	Description	Date	Resolution No.
050923	Management District Plan Approved	June 7, 2005	420-05
051185	Resolution Establishing District and Levying Assessments	August 2, 2005	583-05

SECTION 29.2 North of Market/Tenderloin Community Benefit District – Special Assessment No. 62

File No.	Description	Date	Resolution No.
050877	Management District Plan Approved	June 7, 2005	422-05
051192	Resolution Establishing District and Levying Assessments	August 9, 2005	584-05

SECTION 29.3 Castro/Upper Market Community Benefit District – Special Assessment No. 63

File No.	Description	Date	Resolution No.
050924	Management District Plan Approved	June 7, 2005	421-05
051187	Resolution Establishing District and Levying Assessments	August 2, 2005	582-05

SECTION 29.4 Fisherman's Wharf Community Benefit District – Special Assessment No. 64

File No.	Description	Date	Resolution No.
050878	Management District Plan Approved	June 7, 2005	386-05
051184	Resolution Establishing District and Levying Assessments	July 26, 2005	540-05

SECTION 29.5 2500 Block of Mission St. Business Improvement District – Special Assessment No. 65

File No.	Description	Date	Resolution No.
050876	Management District Plan Approved	June 7, 2005	385-05
051189	Resolution Establishing District and Levying Assessments	July 26, 2005	539-05

SECTION 29.6 Central Market Community Benefit District – Special Assessment No. 66

File No.	Description	Date	Resolution No.
060860	Management District Plan Approved	September 12, 2006	519-06
061393	Resolution Establishing District and	October 31, 2005	631-06

Levying Assessments

SECTION 29.7 Fillmore Jazz Community Benefit District – Special Assessment No. 67

File No.	Description	Date	Resolution No.
050878	Management District Plan Approved	June 27, 2006	389-06
061149	Resolution Establishing District and Levying Assessments	August 15, 2006	462-06

SECTION 29.8 Fisherman's Wharf Portside Community Benefit District – Special Assessment No. F07


File No.	Description	Date	Resolution No.
061419	Management District Plan Approved	October 24, 2006	586-06
061660	Resolution Establishing District and Levying Assessments	December 12, 2006	539-05

SECTION 29.9 Yerba Beuna Community Benefit District – Special Assessment No. 96

File No.	Description	Date	Resolution No.
080784	Management District Plan Approved	June 11, 2008	248-08
080917	Resolution Establishing District and Levying Assessments	August 1, 2008	330-08

SECTION 29.10 Tourism Improvement District

File No.	Description	Date	Resolution No.
081338	Management District Plan Approved	October 30, 2008	430-08
081517	Resolution Establishing District and Levying Assessments	December 19, 2008	504-08



MUNICIPAL TRANSPORTATION AGENCY

FARES

**Municipal Transportation Agency
Transit Fares
Fiscal Year 2010-2011 & 2011-2012**

Fare Category	Fiscal Year 2010-2011 Amount	Fiscal Year 2011-2012 Amount
Adult Cash Fare	\$2.00	\$2.00
Discount Cash Fare (Senior and Disabled)	\$0.75	\$0.75
Youth Cash Fare	\$0.75	\$0.75
Adult Monthly Pass	\$60.00	\$62.00
Discount Monthly Pass (Youth, Senior and Disabled)	\$20.00	\$21.00
LifeLine Monthly Pass (Low Income)	\$30.00	\$31.00
Premium Monthly Pass BART/MUNI Use (New)	\$70.00	\$72.00
Cable Car Cash	\$5.00	\$6.00
One-Day Passport	\$13.00	\$14.00
Three-Day Passport	\$20.00	\$21.00
Seven-Day Passport	\$26.00	\$27.00
Special Cable Car Fare for Seniors and Disabled from 9:00PM to 7:00AM	\$2.00	\$3.00
Interagency Monthly Sticker (excludes BART and Cable Car)	\$55.00	\$57.00
BART-to-Muni transfer	\$1.75 each way with coupon	\$1.75 each way with coupon
Class Pass (monthly)	\$24.00	\$25.00
School Coupon Booklet	\$11.25	\$11.25
Candlestick Park Express and Special event service (adult round-trip)	\$10.00	\$12.00
Candlestick Park Express and Special event service (Senior/Disabled/Youth)	\$9.00	\$10.00
Candlestick Park Express and Special event service (discount round trip with valid pass or equivalent)	\$7.00	\$8.00

Paratransit Fares

Fare Category	Fiscal Year 2010-2011 and Fiscal Year 2011-2012 Amount	Fiscal Year 2009-2010 Amended Amount Adopted April 2009
Lift Van	\$2.00 per trip	\$2.00 per trip
Group Van	\$2.00 per trip	\$2.00 per trip
Taxi	\$5.00 per \$30 book of scrip	\$5.00 per \$30 book of scrip

**STATEMENT OF BOND REDEMPTION
AND INTEREST**

CITY AND COUNTY OF SAN FRANCISCO
Statement of Bond Redemption and Interest
Fiscal Year 2010-2012

Summary

	FY 2010-2011			FY 2011-2012		
	<u>Principal</u>	<u>Interest</u>	<u>Total</u>	<u>Principal</u>	<u>Interest</u>	<u>Total</u>
GENERAL OBLIGATION						
CITY AND COUNTY OF SAN FRANCISCO	\$ 123,151,650	\$ 69,577,552	\$ 192,729,202	\$ 105,651,610	\$ 88,784,255	\$ 194,435,865
SAN FRANCISCO COMMUNITY COLLEGE DISTRICT	13,450,000	18,435,495	31,885,495	13,970,000	17,859,965	31,829,965
SAN FRANCISCO UNIFIED SCHOOL DISTRICT	27,440,000	31,788,939	59,228,939	28,695,000	30,647,863	59,342,863
BAY AREA RAPID TRANSIT DISTRICT	397,500	6,033,107	6,430,607	555,000	6,019,987	6,574,987
SUB-TOTAL GENERAL OBLIGATIONS - FROM AD VALOREM PROPERTY TAXES	\$ 164,439,150	\$ 125,835,093	\$ 290,274,243	\$ 148,871,610	\$ 143,312,070	\$ 292,183,680
OTHER DEBT PAYMENTS - GOVERNMENTAL ACTIVITIES	48,450,497	52,848,100	101,298,597	60,725,460	52,510,146	113,235,606
FISCAL CHARGES	-	1,776,272	1,776,272	-	1,752,180	1,752,180
SUB-TOTAL OTHER DEBTS- GOVERNMENTAL ACTIVITIES	\$ 48,450,497	\$ 54,624,372	\$ 103,074,869	\$ 60,725,460	\$ 54,262,326	\$ 114,987,786
PUBLIC SERVICE ENTERPRISE - REVENUE BONDS AND LOANS DEBT SERVICE REQUIREMENTS	238,666,800	232,667,565	471,334,365	232,418,140	277,455,685	509,873,825
TOTAL, ALL BONDS AND LOANS	\$ 451,556,447	\$ 413,127,030	\$ 864,683,477	\$ 442,015,210	\$ 475,030,081	\$ 917,045,291

CITY AND COUNTY OF SAN FRANCISCO
Statement of Bond Redemption and Interest
General Obligation
Fiscal Year 2010-2012

Bond Description	FY 2010-2011			FY 2011-2012		
	Principal	Interest	Total	Principal	Interest	Total
GENERAL CITY						
1992 Golden Gate Park Improvements, Series 2001A	\$ 800,000	\$ 32,000	\$ 832,000	\$ -	\$ -	\$ -
1994 UMB Program - Seismic Safety, Series 2007A - (Drawdown 1-4)	375,240	533,291	908,531	395,351	513,180	908,531
1994 UMB Program - Seismic Safety, Series 2007A - Drawdown 5 (Estimate)	116,410	285,959	402,369	111,259	291,111	402,370
1995 Steinhart Aquarium Improvement, Series 2005F	1,140,000	1,146,650	2,286,650	1,175,000	1,111,025	2,286,025
1996 Affordable Housing, Series 2001D	1,030,000	304,213	1,334,213	1,095,000	237,283	1,332,283
1997 San Francisco Unified School District, Series 2003B	1,300,000	808,450	2,108,450	1,340,000	769,450	2,109,450
1997 Zoo Facilities, Series 2002A	290,000	161,708	451,708	300,000	153,008	453,008
1997 Zoo Facilities, Series 2005H	290,000	294,100	584,100	300,000	285,038	585,038
1999 Laguna Honda Hospital, Series 2005A	6,955,000	4,408,288	11,363,288	7,200,000	4,182,250	11,382,250
1999 Laguna Honda Hospital, Series 2005I	2,040,000	2,853,131	4,893,131	2,125,000	2,771,531	4,896,531
2000 Branch Library Facilities Improvement, Series 2002B	1,075,000	602,869	1,677,869	1,110,000	570,619	1,680,619
2000 Branch Library Facilities Improvement, Series 2005G	1,320,000	1,333,494	2,653,494	1,365,000	1,292,244	2,657,244
2000 Branch Library Facilities Improvement, Series 2008A	1,155,000	1,212,506	2,367,506	1,190,000	1,166,306	2,356,306
2000 California Academy of Sciences, Series 2004B	335,000	281,588	616,588	350,000	264,838	614,838
2000 California Academy of Sciences, Series 2005E	3,090,000	3,112,269	6,202,269	3,185,000	3,015,706	6,200,706
2000 Neighborhood Recreation and Park Facilities Improvement, Series 2001B	860,000	26,400	886,400	-	-	-
2000 Neighborhood Recreation and Park Facilities Improvement, Series 2003A	925,000	574,676	1,499,676	955,000	546,926	1,501,926
2000 Neighborhood Recreation and Park Facilities Improvement, Series 2004A	2,855,000	2,399,719	5,254,719	3,000,000	2,256,969	5,256,969
2008 Clean and Safe Neighborhood Parks, Series 2008B	1,525,000	1,708,731	3,233,731	1,570,000	1,662,981	3,232,981
2008 Clean and Safe Neighborhood Parks, Series 2010B ⁽²⁾	4,205,000	1,072,125	5,277,125	1,875,000	861,875	2,736,875
2008 Clean and Safe Neighborhood Parks, BAB Series 2010D	-	1,956,703	1,956,703	-	1,956,703	1,956,703
2008 San Francisco General Hospital Improvement Series 2009A	4,450,000	5,794,688	10,244,688	4,585,000	5,572,188	10,157,188
2008 San Francisco General Hospital Improvement, Series 2010A ⁽²⁾	20,515,000	5,228,713	25,743,713	9,140,000	4,202,963	13,342,963
2008 San Francisco General Hospital Improvement, BAB Series 2010C	-	9,540,977	9,540,977	-	9,540,977	9,540,977
2008 San Francisco General Hospital Improvement, BAB Series 2011 (Estimate)	-	3,424,967	3,424,967	7,550,000	16,662,000	24,212,000
2009 Emergency Safety & Emergency Response Series 2011 (Estimate)	-	-	-	-	11,663,367	11,663,367
2002 General Obligation Bond Refunding, Series 2002 R1	14,750,000	1,693,313	16,443,313	11,510,000	955,813	12,465,813
2004 General Obligation Bond Refunding, Series 2004 R1	-	151,800	151,800	-	151,800	151,800
2006 General Obligation Bond Refunding, Series 2006 R1	6,340,000	3,405,150	9,745,150	7,635,000	3,135,700	10,770,700
2006 General Obligation Bond Refunding, Series 2006 R2	4,210,000	1,636,823	5,846,823	4,340,000	1,468,423	5,808,423
2008 General Obligation Bond Refunding, Series 2008 R1	38,455,000	6,077,125	44,532,125	29,150,000	4,154,375	33,304,375
2008 General Obligation Bond Refunding, Series 2008 R2	2,950,000	1,667,988	4,617,988	3,100,000	1,520,488	4,620,488
2008 General Obligation Bond Refunding, Series 2008 R3	-	5,847,138	5,847,138	-	5,847,138	5,847,138
SUB-TOTAL GENERAL CITY BEFORE ADJUSTMENT TO NET PREMIUM	\$ 123,151,650	\$ 69,577,552	\$ 192,729,202	\$ 105,651,610	\$ 88,784,255	\$ 194,435,865
NET BID AVAILABLE FOR DEBT SERVICE PAYMENT						
2008 San Francisco General Hospital Improvement, Series 2010A	-	(5,228,713)	(5,228,713)	-	(4,002,963)	(4,002,963)
2008 Clean and Safe Neighborhood Parks, Series 2010B	-	(1,072,125)	(1,072,125)	-	(861,875)	(861,875)
SUBTOTAL GENERAL CITY	\$ 123,151,650	\$ 63,276,715	\$ 186,428,365	\$ 105,651,610	\$ 83,919,417	\$ 189,571,027

CITY AND COUNTY OF SAN FRANCISCO
Statement of Bond Redemption and Interest
General Obligation
Fiscal Year 2010-2012

Bond Description	FY 2010-2011			FY 2011-2012		
	Principal	Interest	Total	Principal	Interest	Total
OUTSIDE CITY ANNUAL BUDGET						
SAN FRANCISCO COMMUNITY COLLEGE DISTRICT (SFCCD)						
2001 Community College District, 2002 Series A	\$ 1,170,000	\$ 1,560,756	\$ 2,730,756	\$ 1,220,000	\$ 1,513,956	\$ 2,733,956
2001 Community College District, 2004 Series B	4,615,000	4,112,825	8,727,825	4,780,000	3,876,306	8,656,306
2001 Community College District, 2006 Series C	1,205,000	2,045,188	3,250,188	1,260,000	1,996,988	3,256,988
2005 Community College District, 2006 Series A	2,310,000	3,868,046	6,178,046	2,410,000	3,775,646	6,185,646
2005 Community College District, 2007 Series B	2,935,000	4,997,557	7,932,557	3,080,000	4,850,806	7,930,806
2005 Community College District, 2010 Series C	1,215,000	353,823	1,568,823	1,220,000	348,963	1,568,963
2005 Community College District, 2010 BAB Series D	-	1,497,300	1,497,300	-	1,497,300	1,497,300
SUB-TOTAL SF COMMUNITY COLLEGE DISTRICT BEFORE ADJUSTMENT FOR NET PREMIUM	\$ 13,450,000	\$ 18,435,495	\$ 31,885,495	\$ 13,970,000	\$ 17,859,965	\$ 31,829,965
NET BID PREMIUM AVAILABLE FOR DEBT SERVICE PAYMENT						
2005 Community College District, 2010 Series C ⁽²⁾	-	(353,823)	(353,823)	-	(259,794)	(259,794)
2005 Community College District, 2010 Series D ⁽²⁾	-	(1,286,474)	(1,286,474)	-	-	-
SUB-TOTAL SF COMMUNITY COLLEGE DISTRICT	\$ 13,450,000	\$ 16,795,198	\$ 30,245,198	\$ 13,970,000	\$ 17,600,171	\$ 31,570,171
SAN FRANCISCO UNIFIED SCHOOL DISTRICT (SFUSD)						
2003 Unified School District, 2004 Series A	\$ 2,475,000	\$ 1,857,463	\$ 4,332,463	\$ 2,600,000	\$ 1,733,713	\$ 4,333,713
2003 Unified School District, 2005 Series B	5,080,000	5,217,344	10,297,344	5,280,000	5,014,144	10,294,144
2003 Unified School District, 2006 Series C	3,545,000	3,614,344	7,159,344	3,685,000	3,472,544	7,157,544
2006 Unified School District, 2007 Series A	3,665,000	3,819,225	7,484,225	3,790,000	3,690,950	7,480,950
2006 Unified School District, 2009 Series B ⁽²⁾	7,215,000	6,220,163	13,435,163	7,550,000	6,003,712	13,553,712
2006 Unified School District, 2010 Series C (Estimate)	5,460,000	11,060,400	16,520,400	5,790,000	10,732,800	16,522,800
SUB-TOTAL SF UNIFIED SCHOOL DISTRICT BEFORE ADJUSTMENT FOR NET PREMIUM	\$ 27,440,000	\$ 31,788,939	\$ 59,228,939	\$ 28,695,000	\$ 30,647,863	\$ 59,342,863
NET BID PREMIUM AVAILABLE FOR DEBT SERVICE PAYMENT						
2006 Unified School District, Series B (2009) ⁽²⁾	-	(2,552,564)	(2,552,564)	-	-	-
SUB-TOTAL SF UNIFIED SCHOOL DISTRICT	\$ 27,440,000	\$ 29,236,375	\$ 56,676,375	\$ 28,695,000	\$ 30,647,863	\$ 59,342,863
BAY AREA RAPID TRANSIT DISTRICT (BART)						
2004 BART Earthquake Safety Bonds 2005 Series A	\$ 276,000	\$ 548,118	\$ 824,118	\$ 285,000	\$ 539,493	\$ 824,493
2004 BART Earthquake Safety Bonds 2007 Series B	121,500	5,484,989	5,606,489	270,000	6,480,494	5,750,494
SUB-TOTAL BART	\$ 397,500	\$ 6,033,107	\$ 6,430,607	\$ 555,000	\$ 6,019,987	\$ 6,574,987
SUB-TOTAL SFCCD, SFUSD AND BART	\$ 41,287,500	\$ 52,064,680	\$ 93,352,180	\$ 43,220,000	\$ 54,268,021	\$ 97,488,021
TOTAL GENERAL OBLIGATION - GENERAL CITY, SFCCD, SFUSD AND BART	\$ 164,439,150	\$ 115,341,395	\$ 279,780,545	\$ 148,871,610	\$ 138,187,438	\$ 287,059,048

(2) Interest payment will be net of net bid premium on bond issuance

CITY AND COUNTY OF SAN FRANCISCO
Statement of Bond Redemption and Interest
Other Debt Service
Fiscal Year 2010-2012

	FY 2010-2011					FY 2011-2012				
	Principal	Interest	Total Debt Service	Other Fiscal Charges	Total	Principal	Interest	Total Debt Service	Other Fiscal Charges	Total
BUSINESS TAX SETTLEMENT										
Refunding Settlement Obligation Bonds Series 2003-R1	\$ 7,040,000	\$ 214,720	\$ 7,254,720	\$ -	\$ 7,254,720	\$ -	\$ -	\$ -	\$ -	\$ -
TOTAL REFUNDING SETTLEMENT OBLIGATION BONDS	\$ 7,040,000	\$ 214,720	\$ 7,254,720	\$ -	\$ 7,254,720	\$ -	\$ -	\$ -	\$ -	\$ -
CERTIFICATES OF PARTICIPATION										
2789-25th Street Property, Series 1997	\$ 565,000	\$ 257,379	\$ 822,379	\$ 5,000	\$ 827,379	\$ 595,000	\$ 229,241	\$ 824,241	\$ 5,000	\$ 829,241
555-7th Street Property Series 1999	285,000	315,145	600,145	5,000	605,145	295,000	301,149	596,149	5,000	601,149
San Bruno Jail No. 3 Replacement Project, Series 2000	2,685,000	6,338,920	9,023,920	5,000	9,028,920	2,810,000	6,216,625	9,026,625	5,000	9,031,625
25 Van Ness Avenue Refunding, Series 2001	1,035,000	384,468	1,419,468	5,000	1,424,468	1,080,000	340,480	1,420,480	5,000	1,425,480
30 Van Ness Avenue Property, Series 2001A	860,000	1,470,923	2,330,923	5,000	2,335,923	895,000	1,437,793	2,332,793	5,000	2,337,793
Juvenile Hall Replacement Project, Series 2003	935,000	1,689,868	2,624,868	5,000	2,629,868	980,000	1,643,118	2,623,118	5,000	2,628,118
San Francisco Courthouse Project Refunding, Series 2004R-1	3,030,000	1,155,195	4,185,195	5,000	4,190,195	3,155,000	1,033,995	4,188,995	5,000	4,193,995
City Office Buildings Multiple - Property, Series 2007A & B	2,335,000	6,565,163	8,900,163	5,000	8,905,163	2,430,000	6,469,863	8,899,863	5,000	8,904,863
Multiple Capital Improvement Projects (LHH), Series 2009A	4,795,000	7,955,726	12,750,726	5,000	12,755,726	4,890,000	7,862,224	12,752,224	5,000	12,757,224
Multiple Capital Improvement Projects (Gas Tax) Series 2009B	870,000	1,759,075	2,629,075	5,000	2,634,075	895,000	1,732,975	2,627,975	5,000	2,632,975
Moscone Center Improvement Project, Series 2009C (Estimate)	-	-	-	-	-	5,985,000	881,956	6,866,956	119,813	6,986,769
TOTAL CERTIFICATES OF PARTICIPATION	\$ 17,395,000	\$ 27,891,862	\$ 45,286,862	\$ 50,000	\$ 45,336,862	\$ 24,010,000	\$ 28,149,419	\$ 52,159,419	\$ 169,813	\$ 52,329,232
LOANS										
Asphalt Plant Expansion Project	\$ 232,092	\$ 34,400	\$ 266,492	\$ -	\$ 266,492	\$ 242,179	\$ 24,313	\$ 266,492	\$ -	\$ 266,492
Fillmore Renaissance Center	205,000	271,484	476,484	-	476,484	217,000	260,923	477,923	-	477,923
HUD Child Care Center Development	880,000	103,402	983,402	-	983,402	942,000	35,316	977,316	-	977,316
Facade Improvement Revolving Loan Fund Program	-	10,000	10,000	-	10,000	-	10,000	10,000	-	10,000
Hunter's Point Clubhouse Project	89,000	75,045	164,045	-	164,045	95,000	72,027	167,027	-	167,027
TOTAL LOANS PAYABLE	\$ 1,406,092	\$ 494,331	\$ 1,900,423	\$ -	\$ 1,900,423	\$ 1,496,179	\$ 402,579	\$ 1,898,758	\$ -	\$ 1,898,758
SAN FRANCISCO FINANCE CORP LEASE REVENUE BONDS (SFFC LRB)										
EQUIPMENT										
LRB Series 2005A	565,000	9,181	574,181	5,808	579,989	-	-	-	-	-
LRB Series 2006A	785,000	32,356	817,356	12,255	829,611	305,000	6,100	311,100	6,127	317,227
LRB Series 2007A	2,150,000	90,853	2,240,853	24,529	2,265,392	670,000	41,775	711,775	24,529	736,304
LRB Series 2008A	3,520,000	196,931	3,716,931	33,228	3,750,159	2,205,000	92,531	2,297,531	33,228	2,330,759
LRB Series 2010A (Estimate)	70,000	174,551	244,551	18,862	263,413	3,570,000	197,701	3,767,701	18,863	3,786,564
TOTAL EQUIPMENT LRB	\$ 7,090,000	\$ 503,882	\$ 7,593,882	\$ 94,682	\$ 7,688,564	\$ 6,750,000	\$ 338,107	\$ 7,088,107	\$ 82,747	\$ 7,170,854
COMBINED EMERGENCY COMMUNICATION EQUIPMENT										
LRB Series 1997	\$ 785,000	\$ 863,363	\$ 1,648,363	\$ 46,098	\$ 1,694,461	\$ 825,000	\$ 821,758	\$ 1,646,758	\$ 46,098	\$ 1,692,856
LRB Series 1998	270,000 ⁽²⁾	107,893 ⁽²⁾	377,893	34,541	412,434	285,000 ⁽³⁾	95,743 ⁽³⁾	380,743	34,541	415,284
TOTAL COMBINED EMERGENCY COMMUNICATION EQUIPMENT	\$ 1,055,000	\$ 971,256	\$ 2,026,256	\$ 80,639	\$ 2,106,895	\$ 1,110,000	\$ 917,501	\$ 2,027,501	\$ 80,639	\$ 2,108,140
LRB BEFORE ADJUSTMENT FOR PAYMENT FROM RESERVE FUND	\$ (270,000)⁽²⁾	\$ (107,893)⁽²⁾	\$ (377,893)	\$ -	\$ (377,893)	\$ (285,000)⁽³⁾	\$ (95,743)⁽³⁾	\$ (380,743)	\$ -	\$ (380,743)
TOTAL COMBINED EMERGENCY COMMUNICATION EQUIPMENT	\$ 785,000	\$ 863,363	\$ 1,648,363	\$ 80,639	\$ 1,729,002	\$ 825,000	\$ 821,758	\$ 1,646,758	\$ 80,639	\$ 1,727,397

CITY AND COUNTY OF SAN FRANCISCO
Statement of Bond Redemption and Interest
Other Debt Service
Fiscal Year 2010-2012

	FY 2010-2011					FY 2011-2012				
	Principal	Interest	Total Debt Service	Other Fiscal Charges	Total	Principal	Interest	Total Debt Service	Other Fiscal Charges	Total
CITYWIDE EMERGENCY RADIO SYSTEM										
LRB Series 1998-1	\$ 415,000 ⁽³⁾	\$ 188,998 ⁽³⁾	\$ 603,998	\$ 36,024	\$ 640,022	\$ 430,000	\$ 170,323	\$ 600,323	\$ 36,024	\$ 636,347
LRB Series 1999-1	1,560,000	215,745	1,775,745	37,757	1,813,502	1,635,000	148,665	1,783,665	37,757	1,821,422
TOTAL CITYWIDE EMERGENCY RADIO SYSTEM LRB BEFORE ADJUSTMENT FOR PAYMENT FROM RESERVE FUND	\$ 1,975,000	\$ 404,743	\$ 2,379,743	\$ 73,781	\$ 2,453,524	\$ 2,065,000	\$ 318,988	\$ 2,383,988	\$ 73,781	\$ 2,457,769
LRB Series 1998-1	(415,000) ⁽³⁾	(113,280) ⁽³⁾	(528,280)	-	(528,280)	-	-	-	-	-
TOTAL CITYWIDE EMERGENCY RADIO SYSTEM	\$ 1,560,000	\$ 291,463	\$ 1,851,463	\$ 73,781	\$ 1,925,244	\$ 2,065,000	\$ 318,988	\$ 2,383,988	\$ 73,781	\$ 2,457,769
OPEN SPACE FUND (VARIOUS PARK PROJECTS)										
LRB Series 2006	\$ 995,000	\$ 1,000,781	\$ 1,995,781	\$ 62,719	\$ 2,058,500	\$ 1,035,000	\$ 960,981	\$ 1,995,981	\$ 62,719	\$ 2,058,700
LRB Series 2007	1,375,000	1,867,582	3,042,582	75,832	3,118,414	1,450,000	1,591,956	3,041,956	75,832	3,117,788
TOTAL OPEN SPACE FUND LRB	\$ 2,370,000	\$ 2,868,363	\$ 5,038,363	\$ 138,551	\$ 5,176,914	\$ 2,485,000	\$ 2,552,937	\$ 5,037,937	\$ 138,551	\$ 5,176,488
MOSCONE CENTER EXPANSION PROJECT										
LR Refunding Bonds Series 2008 -1, -2	\$ 4,200,000	\$ 4,437,875	\$ 8,637,875	\$ 1,267,974	\$ 9,905,849	\$15,980,000	\$ 4,017,975	\$ 19,977,975	\$ 1,136,004	\$ 21,113,979
TOTAL MOSCONE CENTER EXPANSION PROJECT LRB	\$ 4,200,000	\$ 4,437,875	\$ 8,637,875	\$ 1,267,974	\$ 9,905,849	\$15,980,000	\$ 4,017,975	\$ 19,977,975	\$ 1,136,004	\$ 21,113,979
LIBRARY PRESERVATION FUND										
LRB Series 2009A	\$ 835,000	\$ 1,635,610	\$ 2,470,610	\$ 55,645	\$ 2,526,255	\$ 860,000	\$ 1,610,560	\$ 2,470,560	\$ 55,645	\$ 2,526,205
LRB Series 2009B (Estimate)	-	-	-	-	-	-	-	-	-	-
TOTAL LIBRARY PRESERVATION FUND	\$ 835,000	\$ 1,635,610	\$ 2,470,610	\$ 55,645	\$ 2,526,255	\$ 860,000	\$ 1,610,560	\$ 2,470,560	\$ 55,645	\$ 2,526,205
CAPITAL LEASE										
HP Indigo Press 5000 (Hewlett-Packard Financial Services Co.)	\$ 63,860	\$ 2,669	\$ 66,529	\$ -	\$ 66,529	\$ -	\$ -	\$ -	\$ -	\$ -
DTIS/Reproduction-Bows Bell & Howel Criterion Enduro Mail Sorter	69,678	7,794	77,472	-	77,472	72,418	5,054	77,472	-	77,472
DTIS/Reproduction-Oce' Printer	51,881	8,917	60,598	-	60,598	54,277	6,321	60,598	-	60,598
DPW-Overhead Equipment-031710 GSMART (Estimate)	227,084	34,249	261,333	-	261,333	241,956	19,376	261,332	-	261,332
DPW-Overhead Equipment-011110 GSMART (Estimate)	90,018	17,037	107,055	-	107,055	95,899	11,156	107,055	-	107,055
DPW-FY 2011 Equipment-Vehicles (Estimate)	113,511	26,854	140,365	-	140,365	175,689	41,414	217,083	-	217,083
Moscone Convention Center through SFRDA LRB Series 1992	3,628,573	9,191,427	12,820,000	5,000	12,825,000	3,355,763	9,464,237	12,820,000	5,000	12,825,000
Moscone Convention Center through SFRDA LRB Series 1994 (Land Lease)	-	-	-	-	-	618,299	251,701	870,000	-	870,000
Moscone Convention Center through SFRDA LR Refunding Bonds Series 2002	380,000	3,098,308	3,478,308	5,000	3,481,308	395,000	3,083,008	3,478,008	5,000	3,483,008
Moscone Convention Center through SFRDA LR Refunding Bonds Series 2004	1,145,000	1,461,356	2,606,356	5,000	2,611,356	1,265,000	1,415,556	2,680,556	5,000	2,685,556
TOTAL CAPITAL LEASE	\$ 5,769,405	\$ 13,846,611	\$ 19,616,016	\$ 15,000	\$ 19,631,016	\$ 6,274,281	\$ 14,297,823	\$ 20,572,104	\$ 15,000	\$ 20,587,104
TOTAL OTHER DEBT SERVICE	\$ 48,460,497	\$ 52,848,100	\$ 101,298,597	\$ 1,776,272	\$ 103,074,869	\$60,725,460	\$ 52,510,146	\$ 113,235,606	\$ 1,752,180	\$114,987,786

(3) Debt service payment is net of excess of reserve fund with Fiscal Agent against the bond reserve requirement. \$377,893 from the reserve fund of the Combined Emergency Communication Equipment LRB Series 1998 and \$528,260 of the Citywide Emergency Radio Equipment LRB Series 1998-1 will be used for debt service payment in FY 2010-2011. In FY 2011-2012, \$380,743 of the reserve fund will be used to pay for Combined Emergency Communication Equipment LRB Series 1998.

CITY AND COUNTY OF SAN FRANCISCO
Statement of Bond Redemption and Interest
Public Service Enterprise Revenue Bonds and Loans
Fiscal Year 2010-2012

	FY 2010-2011			FY 2011-2012		
	Principal	Interest	Total	Principal	Interest	Total
CLEAN WATER PROGRAM						
2003 Clean Water Revenue Refunding Bonds, Series A	\$ 26,320,000	\$ 11,826,750	\$ 38,146,750	\$ 22,010,000	\$ 10,958,850	\$ 32,968,850
Clean Water Department - Revenue	26,320,000	11,826,750	38,146,750	22,010,000	10,958,850	32,968,850
State of California - Revolving fund loans	14,648,000	1,855,000	16,503,000	9,594,000	1,389,000	10,983,000
TOTAL CLEAN WATER PROGRAM	\$ 40,968,000	\$ 13,681,750	\$ 54,649,750	\$ 31,604,000	\$ 12,347,850	\$ 43,951,850
HETCH HETCHY WATER & POWER ENTERPRISE						
2008 Clean Renewable Energy Bonds	\$ 421,668	\$ -	\$ 421,668	\$ 421,668	\$ -	\$ 421,668
2010 Clean Renewable Energy Bonds (Estimate)	495,000	-	495,000	495,000	-	495,000
2011 Clean Renewable Energy Bonds (Estimate)	-	-	-	495,000	-	495,000
TOTAL HETCH HETCHY WATER & POWER ENTERPRISE	\$ 916,668	\$ -	\$ 916,668	\$ 1,411,668	\$ -	\$ 1,411,668
MUNICIPAL TRANSPORTATION AGENCY - PARKING & TRAFFIC						
Parking Meter Revenue Refunding Bonds, Series 1999-1	\$ 1,250,000	\$ 758,833	\$ 2,008,833	\$ 1,305,000	\$ 703,208	\$ 2,008,208
1987 Lease Revenue Bonds, Series 2000A	365,000	308,850	673,850	380,000	291,330	671,330
Parking & Traffic - Bonds	1,615,000	1,067,683	2,682,683	1,685,000	994,538	2,679,538
Trustees and Arbitrage Rebate Computation Fees	11,122	-	11,122	11,122	-	11,122
TOTAL MUNICIPAL TRANSPORTATION AGENCY	\$ 1,626,122	\$ 1,067,683	\$ 2,693,805	\$ 1,696,122	\$ 994,538	\$ 2,690,660
PORT OF SAN FRANCISCO						
Hyde Street Harbor Loan	\$ 100,423	\$ 131,337	\$ 231,760	\$ 104,942	\$ 126,818	\$ 231,760
Port of San Francisco - Loans	100,423	131,337	231,760	104,942	126,818	231,760
Port Refunding Revenue Bonds - new Issue (Estimate)	485,000	2,358,290	2,843,290	670,000	2,174,912	2,844,912
Port of San Francisco - Bonds	485,000	2,358,290	2,843,290	670,000	2,174,912	2,844,912
TOTAL PORT OF SAN FRANCISCO	\$ 585,423	\$ 2,489,627	\$ 3,075,050	\$ 774,942	\$ 2,301,730	\$ 3,076,672
SAN FRANCISCO GENERAL HOSPITAL						
Capital Lease Emergency Back-up Generators ⁽⁴⁾	\$ -	\$ -	\$ -	\$ 543,167	\$ 625,748	\$ 1,168,915
Insurance, Trustees and Arbitrage Rebate Computation Fees	2,500	-	2,500	68,519	-	68,519
TOTAL SAN FRANCISCO GENERAL HOSPITAL	\$ 2,500	\$ -	\$ 2,500	\$ 611,686	\$ 625,748	\$ 1,237,434

CITY AND COUNTY OF SAN FRANCISCO
Statement of Bond Redemption and Interest
Public Service Enterprise Revenue Bonds and Loans
Fiscal Year 2010-2012

	FY 2010-2011			FY 2011-2012		
	Principal	Interest	Total	Principal	Interest	Total
SAN FRANCISCO INTERNATIONAL AIRPORT						
1998 Airport 2nd Series Revenue Bonds Issue 15A/B	\$ -	\$ 9,422,850	\$ 9,422,850	\$ -	\$ 9,422,850	\$ 9,422,850
1998 Airport 2nd Series Revenue Bonds Issue 16A/B	-	1,543,763	1,543,763	-	1,543,762	1,543,762
1998 Airport 2nd Series Revenue Bonds Issue 17	-	510,863	510,863	-	510,863	510,863
1998 Airport 2nd Series Revenue Bonds Issue 18	-	1,956,500	1,956,500	-	1,956,500	1,956,500
1998 Airport 2nd Series Revenue Refunding Bonds Issue 20	-	2,157,750	2,157,750	-	2,157,750	2,157,750
1998 Airport 2nd Series Revenue Bonds Issue 21	-	1,060,875	1,060,875	-	1,060,875	1,060,875
1998 Airport 2nd Series Revenue Bonds Issue 22	-	3,175,850	3,175,850	-	3,175,850	3,175,850
1999 Airport 2nd Series Revenue Bonds Issue 23	-	4,564,500	4,564,500	-	4,564,500	4,564,500
2000 Airport 2nd Series Revenue Bonds Issue 26	-	152,500	152,500	-	152,500	152,500
2001 Airport 2nd Series Revenue Refunding Bonds Issue 27	18,180,000	18,321,053	36,501,053	15,500,000	17,484,398	32,984,398
2002 Airport 2nd Series Revenue Refunding Bonds Issue 28	16,468,333	9,021,404	25,489,737	16,630,833	8,336,813	24,967,646
2003 Airport 2nd Series Revenue Refunding Bonds Issue 29	9,464,167	5,648,629	15,112,796	9,879,167	5,252,229	15,131,396
2004 Airport 2nd Series Revenue Refunding Bonds Issue 30	-	1,659,255	1,659,255	-	1,659,255	1,659,255
2004 Airport 2nd Series Revenue Refunding Bonds Issue 31F	12,062,500	4,600,408	16,662,908	12,578,333	4,068,990	16,647,323
2007 Airport 2nd Series Revenue Refunding Issue 32F/G/H	7,312,500	21,364,283	28,676,783	4,940,833	21,016,158	25,956,991
2008 Airport 2nd Series Revenue Refunding Issue 34C/D/E/F	15,116,667	21,346,116	36,462,783	19,724,166	20,590,283	40,314,449
2008 Airport 2nd Series Variable Rate Revenue Refunding Bond Issue 36A/BC/D	-	5,236,250	5,236,250	-	5,420,395	5,420,395
2008 Airport 2nd Series Variable Rate Revenue Refunding Bond Issue 37C/D	-	2,739,625	2,739,625	-	2,835,970	2,835,970
2008 Airport 2nd Series Revenue Notes Series 2008A	2,336,667	4,257,943	6,594,610	4,411,667	3,297,958	7,709,625
2009 Airport 2nd Series Revenue Refunding Bonds Series 2009A/B	-	4,593,750	4,593,750	-	5,250,000	5,250,000
2009 Airport 2nd Series Revenue Refunding Bonds Series 2009C	5,893,333	6,251,713	12,145,046	4,505,000	6,058,716	10,563,716
2009 Airport 2nd Series Revenue Refunding Bonds Series 2009D	-	1,984,275	1,984,275	-	1,984,275	1,984,275
2009 Airport 2nd Series Revenue Bonds Series 2009E	-	8,527,505	8,527,505	-	27,062,138	27,062,138
2010 Airport 2nd Series Variable Rate Revenue Refunding Bonds Series 2010A	-	5,399,250	5,399,250	-	5,589,127	5,589,127
2010 Airport 2nd Series Revenue Refunding Bonds Series 2010C	-	17,046,164	17,046,164	-	16,933,275	16,933,275
2010 Airport 2nd Series Revenue Refunding Bonds Series 2010D	-	4,364,825	4,364,825	-	4,335,919	4,335,919
2010 Airport 2nd Series Revenue Refunding Bonds Series 2010E	49,639,167	3,616,662	53,255,829	49,245,000	2,963,903	52,208,903
2010 Airport 2nd Series Revenue Bonds Series 2010F (Estimate)	-	4,982,214	4,982,214	-	8,540,938	8,540,938
Swap Payments	8,780,474	-	8,780,474	8,468,829	-	8,468,829
Commercial Paper Interest	5,107,700	-	5,107,700	-	-	-
Standby Letter of Credit Fees	6,318,951	-	6,318,951	6,335,694	-	6,335,694
Remarketing Fees	439,294	-	439,294	440,199	-	440,199
TOTAL BEFORE INTEREST INCOME OFFSET	\$ 157,119,753	\$ 175,506,775	\$ 332,626,528	\$ 152,659,721	\$ 193,226,190	\$ 345,885,911
Interest income offset	-	(4,335,375)	(4,335,375)	-	(4,335,375)	(4,335,375)
TOTAL SAN FRANCISCO INTERNATIONAL AIRPORT	\$ 157,119,753	\$ 171,171,400	\$ 328,291,153	\$ 152,659,721	\$ 188,890,815	\$ 341,550,536

CITY AND COUNTY OF SAN FRANCISCO
Statement of Bond Redemption and Interest
Public Service Enterprise Revenue Bonds and Loans
Fiscal Year 2010-2012

	FY 2010-2011			FY 2011-2012		
	Principal	Interest	Total	Principal	Interest	Total
WATER DEPARTMENT						
2001 Water Revenue Bonds, Series A	\$ 3,151,667	\$ 3,629,583	\$ 6,781,250	\$ 3,291,667	\$ 3,472,000	\$ 6,763,667
2002 Water Revenue Bonds, Series A	3,545,000	6,912,292	10,457,292	3,725,000	6,770,492	10,495,492
2002 Water Revenue Bonds, Series B	6,870,000	1,958,117	8,828,117	7,198,333	1,614,617	8,812,950
2006 Water Revenue Bonds, Series A	9,198,333	22,943,488	32,141,821	9,670,000	22,483,571	32,153,571
2006 Water Revenue Bonds, Series B	3,410,000	4,360,313	7,770,313	3,585,000	4,189,813	7,774,813
2006 Water Revenue Bonds, Series C	2,550,000	1,756,656	4,306,656	2,666,667	1,633,273	4,299,940
2009 Water Revenue Bonds, Series A	4,306,667	1,830,061	6,136,728	6,676,667	17,054,281	23,730,948
2009 Water Revenue Bonds, Series B	4,406,667	866,595	5,273,262	6,836,667	15,076,957	21,913,624
Water Revenue Bonds	37,438,334	44,257,105	81,695,439	43,650,001	72,295,004	115,945,005
COP 525 Golden Gate Office Space, Series 2009C, Trustee and Arbitrage Computation Fee ⁽⁵⁾	5,000	-	5,000	5,000	-	5,000
COP 525 Golden Gate Office Space, Series 2009D BAB, Trustee and Arbitrage Computation Fee ⁽⁵⁾	5,000	-	5,000	5,000	-	5,000
TOTAL WATER DEPARTMENT	\$ 37,448,334	\$ 44,257,105	\$ 81,705,439	\$ 43,660,001	\$ 72,295,004	\$ 115,955,005
TOTAL PUBLIC SERVICE ENTERPRISES	\$ 238,666,800	\$ 232,667,565	\$ 471,334,365	\$ 232,418,140	\$ 277,455,685	\$ 509,873,825

(4) Debt service payment are paid from capitalized interest fund through 11/25/ 2011. Net payment begins 5/25/2012 of \$543,167 principal and interest of \$625,748

(5) Debt service payments up to 10/1/ 2012 are payable out of capitalized interest.



City and County of San Francisco
Tails
Ordinance

City Hall
1 Dr. Carlton B. Goodlett Place
San Francisco, CA 94102-4689

File Number: 100700

Date Passed: June 22, 2010

Interim Consolidated Budget and Annual Appropriation Ordinance appropriating all estimated receipts and all estimated expenditures of the City and County of San Francisco for the FYs ending June 30, 2011, and June 30, 2012.

June 15, 2010 Board of Supervisors - PASSED ON FIRST READING


Ayes: 11 - Alioto-Pier, Avalos, Campos, Chiu, Chu, Daly, Dufty, Elsbernd, Mar, Maxwell and Mirkarimi

June 22, 2010 Board of Supervisors - FINALLY PASSED

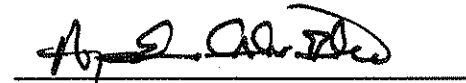
Ayes: 10 - Avalos, Campos, Chiu, Chu, Daly, Dufty, Elsbernd, Mar, Maxwell and Mirkarimi
Excused: 1 - Alioto-Pier

File No. 100700

I hereby certify that the foregoing Ordinance was FINALLY PASSED on 6/22/2010 by the Board of Supervisors of the City and County of San Francisco.



Mayor Gavin Newsom



Angela Calvillo
Clerk of the Board

July 1, 2010
Date Approved