

FILE NO. 150598

Petitions and Communications received from June 1, 2015, through June 8, 2015, for reference by the President to Committee considering related matters, or to be ordered filed by the Clerk on June 16, 2015.

Personal information that is provided in communications to the Board of Supervisors is subject to disclosure under the California Public Records Act and the San Francisco Sunshine Ordinance. Personal information will not be redacted.

From Controller's Office, submitting Mayor's Interim Proposed Budget, Appropriation Ordinance, and Salary Ordinance. Copy: Each Supervisor. (1)

From Controller's Office, regarding Budget and Legislative Analyst services for FY2015-16. (2)

From Mayor's Office, regarding submission of the Mayor's FYs 2015-16 and 2016-17 Budget. (3)

From Department of the Environment, regarding 2014 Resource Conservation Ordinance Annual Report. Copy: Each Supervisor. (4)

From Department of Building Inspection, regarding Annual Report on unit legalizations. Copy: Each Supervisor. (5)

From Department of Public Health, regarding Grant Budget Revision for Mental Health Triage Personnel. Copy: Each Supervisor. (6)

From Controller's Office, regarding quarterly update of the Economic Berometer. (7)

From concerned citizens, regarding an interim zoning moratorium. 7 letters. (8)

From concerned citizen, submitting signatures for petition regarding the Mission. 54 signatures. (9)

From concerned citizens, regarding proposed legislation on short term rentals. 3 letters. Copy: Each Supervisor. (10)

From Sheriff's Department, regarding misdemeanor arrests and citations issued in 2014. (11)

From Clerk of the Board, reporting that the following individual has submitted Form 700 Statement as of June 5, 2015. (12)

Lauterborn, Peter George - Legislative Aide - Leaving Office

From Verizon Wireless, providing notice for various initial build projects. (13)

From Fish and Game Commission, providing notice of regulatory action relating to the implementation of the Bobcat Protection Act. Copy: Each Supervisor. (14)

From Jude Furr, regarding sidewalk advertisement. Copy: Each Supervisor. (15)

From concerned citizens, regarding homelessness. 2 letters. Copy: Each Supervisor. (16)

From: kristen.mcguire@sfgov.org on behalf of Budget & Financial Reports
[kristen.mcguire@sfgov.org]
Sent: Monday, June 01, 2015 2:16 PM
To: Gosiengfiao, Rachel (BOS)
Subject: Issued: FY 2015-2016 and FY 2016-2017 June 1, 2015 Proposed Budget and Appropriation Ordinance for Selected Departments

Follow Up Flag: Follow up
Flag Status: Flagged

The Fiscal Years 2015-2016 and 2016-2017 Proposed Budget and Appropriation Ordinance as of June 1, 2015 was submitted to the Board of Supervisors on June 1, 2015.

Additionally, the Fiscal Years 2015-2016 and 2016-2017 Proposed Salary Ordinance as of June 1, 2015 was submitted to the Board of Supervisors on June 1, 2015.

To view the proposed budget and salary ordinance, please visit our website at:

Appropriation Ordinance: <http://openbook.sfgov.org/webreports/details3.aspx?id=1923>

Salary Ordinance: <http://openbook.sfgov.org/webreports/details3.aspx?id=1924>

For questions regarding the above, please contact Risa Sandler, Citywide Budget Manager, Controller's Office at risa.sandler@sfgov.org or 415-554-6626.

This email was sent by Budget & Financial Reports at 1 Dr. Carlton B. Goodlett Place, City Hall, Room 316, San Francisco, CA 94102.

Powered by [GreenRope](#)

We respect your right to [privacy](#) and a [clean inbox](#).

[Unsubscribe or update your email preferences](#)

CITY AND COUNTY OF SAN FRANCISCO

PROPOSED BUDGET

AND

APPROPRIATION ORDINANCE

AS OF JUNE 1, 2015



File No. _____ Ordinance _____

**FISCAL YEAR ENDING JUNE 30, 2016 and
FISCAL YEAR ENDING JUNE 30, 2017**



Ben Rosenfield
Controller

Todd Rydstrom
Deputy Controller

PROPOSED BUDGET AND APPROPRIATION ORDINANCE

AS OF JUNE 1, 2015

FISCAL YEAR ENDING JUNE 30, 2016
and
FISCAL YEAR ENDING JUNE 30, 2017

The Proposed Budget and Appropriation Ordinance as of June 1, 2015 and its accompanying schedules are produced by the Controller's Budget Office. Upon approval, this is the document that is the legal authority for the City to spend funds during the fiscal year.

This document contains information on the sources and uses of City funds and selected departments, detailed by department and program. Additional schedules summarize City revenues and expenditures by service area, department, and fund. Please see the table of contents for a complete list of the information contained in this document.

Copies of this document are distributed to all City libraries and on the City Controller's website (<http://www.sfcontroller.org>). They may also be viewed at the following City Hall offices:

Mayor's Office of Public Policy and Finance
1 Dr. Carlton B. Goodlett Place, Room 288

Controller's Office
1 Dr. Carlton B. Goodlett Place, Room 316

Clerk of the Board of Supervisors
1 Dr. Carlton B. Goodlett Place, Room 244

If you would like additional copies or need further information, please call the Controller's Budget Office at (415) 554-7500.

Table of Contents

	<u>Page</u>
Annual Appropriation Ordinance (Sections 1 & 2)	7
Consolidated Schedule of Sources and Uses	10
Sources of Funds by Service Area and Department	12
Sources of Funds	16
Uses of Funds	22
Positions by Service Area & Department	28
Major Fund Budgetary Recap	32
 Appropriation Detail by Department:	
A	
SCI ACADEMY OF SCIENCES	36
ADP ADULT PROBATION	38
AIR AIRPORT	41
ART ARTS COMMISSION	53
AAM ASIAN ART MUSEUM	58
ASR ASSESSOR / RECORDER	60
 B	
PAB BOARD OF APPEALS	63
BOS BOARD OF SUPERVISORS	65
DBI BUILDING INSPECTION	67
 C	
CSS CHILD SUPPORT SERVICES	71
CFC CHILDREN AND FAMILIES COMMISSION	73
CHF CHILDREN, YOUTH & THEIR FAMILIES	75
CAT CITY ATTORNEY	80
CPC CITY PLANNING	83
CSC CIVIL SERVICE	88
CON CONTROLLER	90
USD COUNTY EDUCATION OFFICE	94
 D	
DAT DISTRICT ATTORNEY	95
 E	
ECN ECONOMIC & WORKFORCE DEVELOPMENT	99
REG ELECTIONS	103
ECD EMERGENCY MANAGEMENT	105
ENV ENVIRONMENT	108
ETH ETHICS	112
 F	
FAM FINE ARTS MUSEUM	114
FIR FIRE DEPARTMENT	117

Table of Contents

	<u>Page</u>
G	
GEN GENERAL CITY RESPONSIBILITY	121
UNA GENERAL FUND UNALLOCATED	125
ADM GENERAL SERVICES AGENCY - CITY ADMINISTRATOR	128
DPW GENERAL SERVICES AGENCY - PUBLIC WORKS	139
TIS GENERAL SERVICES AGENCY - TECHNOLOGY	146
H	
HSS HEALTH SERVICE SYSTEM	151
HRD HUMAN RESOURCES	153
HRC HUMAN RIGHTS	157
DSS HUMAN SERVICES AGENCY	159
J	
JUV JUVENILE PROBATION	168
L	
LLB LAW LIBRARY	171
M	
MYR MAYOR	173
MTA MUNICIPAL TRANSPORTATION AGENCY	178
P	
POL POLICE	187
PRT PORT	193
PDR PUBLIC DEFENDER	198
DPH PUBLIC HEALTH	200
LIB PUBLIC LIBRARY	215
PUC PUBLIC UTILITIES	219
R	
REC RECREATION AND PARK	227
RNT RENT ARBITRATION BOARD	236
RET RETIREMENT SYSTEM	238
S	
SHF SHERIFF	240
WOM STATUS OF WOMEN	245
CRT SUPERIOR COURT	247
T	
TTX TREASURER / TAX COLLECTOR	249
W	
WAR WAR MEMORIAL	253
Detail of Reserves	258
Administrative Provisions	262
Statement of Bond Redemption and Interest	288

FILE NO. _____ ORDINANCE NO. _____

**AN ORDINANCE APPROPRIATING ALL ESTIMATED RECEIPTS
AND ALL ESTIMATED EXPENDITURES FOR THE
CITY AND COUNTY OF SAN FRANCISCO
FOR THE FISCAL YEAR ENDING JUNE 30, 2016
and
THE FISCAL YEAR ENDING JUNE 30, 2017**

BE IT ORDAINED BY THE PEOPLE OF THE CITY AND COUNTY OF SAN FRANCISCO

SECTION 1. The amounts of estimated receipts, income, prior-year fund balance, prior-year reserves, de-appropriations, and revenue enumerated herein are hereby appropriated to the funds and departments indicated in this ordinance for the purpose of meeting appropriations herein provided.

SECTION 2. The amounts of proposed expenditures are hereby appropriated to the funds and departments as enumerated herein. Each department for which an expenditure appropriation is herein made is hereby authorized to use, in the manner provided by the law, the amounts so appropriated for the purposes specified in this appropriation ordinance.

CONSOLIDATED SCHEDULE OF SOURCES AND USES

Consolidated Schedule of Sources and Uses

Sources of Funds	Fiscal Year 2015-2016			Fiscal Year 2016-2017		
	General Fund	Self Supporting	Total	General Fund	Self Supporting	Total
Prior Year Fund Balance	176,273,608	168,285,677	344,559,285	196,994,392	84,763,826	281,758,218
Prior Year Reserves	3,070,000	6,385,409	9,455,409	3,580,481	11,217,694	14,798,175
Regular Revenues	4,194,935,023	4,370,163,382	8,565,098,405	4,269,787,102	4,393,487,306	8,663,274,408
Transfers Into the General Fund	206,782,461	(206,782,461)	0	207,739,311	(207,739,311)	0
Total Sources of Funds	4,581,061,092	4,338,052,007	8,919,113,099	4,678,101,286	4,281,729,515	8,959,830,801
Uses of Funds						
Uses of Funds	General Fund	Self Supporting	Total	General Fund	Self Supporting	Total
Regular Expenditures:						
Gross Expenditures	3,842,726,840	5,662,473,827	9,505,200,667	3,963,993,886	5,649,326,823	9,613,320,709
Less Interdepartmental Recoveries	(381,106,409)	(819,528,651)	(1,200,635,060)	(392,250,823)	(806,876,739)	(1,199,127,562)
Net Regular Expenditures	3,461,620,431	4,842,945,176	8,304,565,607	3,571,743,063	4,842,450,084	8,414,193,147
Transfers From the General Fund	930,209,381	(930,209,381)	0	948,960,436	(948,960,436)	0
Capital Projects	111,720,154	200,036,832	311,756,986	104,084,271	141,721,881	245,806,152
Facilities Maintenance	8,061,126	59,873,267	67,934,393	8,373,516	46,865,417	55,238,933
Reserves	69,450,000	165,406,113	234,856,113	44,940,000	199,652,569	244,592,569
Total Uses of Funds	4,581,061,092	4,338,052,007	8,919,113,099	4,678,101,286	4,281,729,515	8,959,830,801

* The table above reflects Fiscal Year 2015-16 appropriations for the Airport Commission, Child Support Services, Library, San Francisco Public Utilities Commission, Retirement System, the Municipal Transportation Agency and the Port of San Francisco. For Fiscal Year 2016-17 this contains preliminary revenue and cost estimates for these departments.

**SOURCES OF FUNDS BY SERVICE AREA
AND DEPARTMENT**

Sources of Funds by Service Area and Department

Department	Fiscal Year 2015-2016			Fiscal Year 2016-2017		
	Departmental Revenue and Recoveries	Allocated General Fund Support	Total Departmental Sources	Departmental Revenue and Recoveries	Allocated General Fund Support	Total Departmental Sources
01: Public Protection						
ADP ADULT PROBATION	15,890,073	18,284,785	34,174,858	16,541,347	18,109,713	34,651,060
CRT SUPERIOR COURT	3,049,698	31,734,919	34,784,617	3,052,365	31,252,757	34,305,122
DAT DISTRICT ATTORNEY	6,529,968	44,753,917	51,283,885	6,608,524	45,667,310	52,275,834
ECD EMERGENCY MANAGEMENT	27,095,769	55,937,510	83,033,279	27,135,255	63,278,996	90,414,251
FIR FIRE DEPARTMENT	123,042,055	233,405,614	356,447,669	126,494,816	233,402,215	359,897,031
JUV JUVENILE PROBATION	8,182,946	34,130,761	42,313,707	7,946,070	35,302,108	43,248,178
PDR PUBLIC DEFENDER	575,498	30,985,309	31,560,807	622,498	31,376,603	31,999,101
POL POLICE	121,668,923	426,782,347	548,451,270	126,328,527	439,938,063	566,266,590
SHF SHERIFF	46,513,830	157,020,734	203,534,564	47,655,060	163,882,727	211,537,787
TOTAL Public Protection	352,548,760	1,033,035,896	1,385,584,656	362,384,462	1,062,210,492	1,424,594,954
02: Public Works, Transportation & Commerce						
AIR AIRPORT COMMISSION	925,833,415	0	925,833,415	921,962,924	0	921,962,924
DBI BUILDING INSPECTION	71,279,836	0	71,279,836	69,168,277	0	69,168,277
DPW GENERAL SERVICES AGENCY - PUBLIC WORKS	144,892,826	109,694,720	254,587,546	146,373,285	112,358,855	258,732,140
ECN ECONOMIC AND WORKFORCE DEVELOPMENT	13,834,380	26,748,871	40,583,251	13,555,826	25,412,573	38,968,399
MTA MUNICIPAL TRANSPORTATION AGENCY	748,499,182	271,700,000	1,020,199,182	718,027,960	278,200,000	996,227,960
PAB BOARD OF APPEALS	928,604	0	928,604	947,147	0	947,147
PRT PORT	109,731,648	0	109,731,648	97,483,287	0	97,483,287
PUC PUBLIC UTILITIES COMMISSION	973,261,103	0	973,261,103	1,005,476,688	0	1,005,476,688
TOTAL Public Works, Transportation & Commerce	2,988,260,994	408,143,591	3,396,404,585	2,972,995,394	415,971,428	3,388,966,822
03: Human Welfare & Neighborhood Development						
CFC CHILDREN AND FAMILIES COMMISSION	51,683,709	0	51,683,709	18,412,274	0	18,412,274
CHF CHILDREN; YOUTH & THEIR FAMILIES	134,612,954	31,734,503	166,347,457	141,129,490	32,970,905	174,100,395
CSS CHILD SUPPORT SERVICES	12,926,081	0	12,926,081	12,879,757	0	12,879,757
DSS HUMAN SERVICES	648,360,625	284,006,711	932,367,336	651,118,934	292,897,183	944,016,117
ENV ENVIRONMENT	17,284,617	0	17,284,617	17,499,459	0	17,499,459
HRC HUMAN RIGHTS COMMISSION	0	2,364,111	2,364,111	0	2,409,244	2,409,244
RNT RENT ARBITRATION BOARD	6,942,409	0	6,942,409	7,029,527	0	7,029,527
USD COUNTY EDUCATION OFFICE	0	116,000	116,000	0	116,000	116,000
WOM STATUS OF WOMEN	320,661	6,242,280	6,562,941	320,661	6,264,065	6,584,726
TOTAL Human Welfare & Neighborhood Development	872,131,056	324,463,605	1,196,594,661	848,390,102	334,657,397	1,183,047,499

Sources of Funds by Service Area and Department

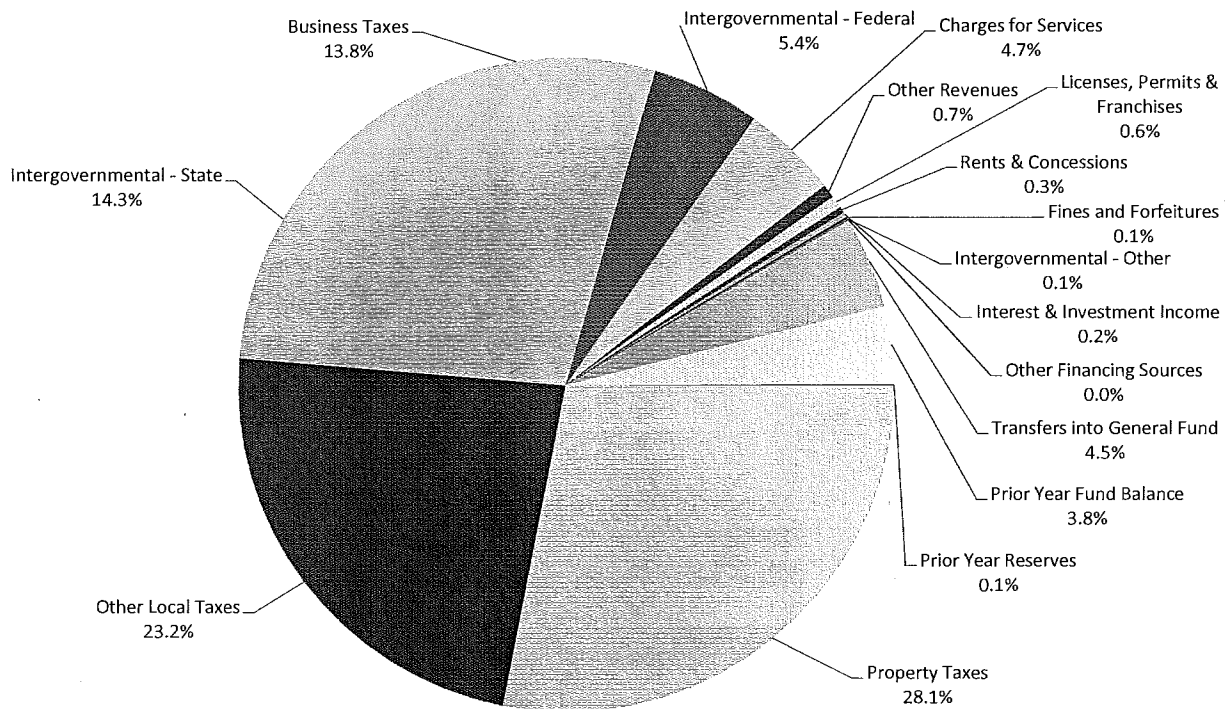
Department	Fiscal Year 2015-2016			Fiscal Year 2016-2017		
	Departmental Revenue and Recoveries	Allocated General Fund Support	Total Departmental Sources	Departmental Revenue and Recoveries	Allocated General Fund Support	Total Departmental Sources
04: Community Health						
DPH PUBLIC HEALTH	1,391,492,456	638,102,967	2,029,595,423	1,400,159,243	669,698,588	2,069,857,831
TOTAL Community Health	1,391,492,456	638,102,967	2,029,595,423	1,400,159,243	669,698,588	2,069,857,831
05: Culture & Recreation						
AAM ASIAN ART MUSEUM	686,499	9,603,133	10,289,632	695,000	9,603,158	10,298,158
ART ARTS COMMISSION	6,116,338	8,347,380	14,463,718	6,131,923	9,179,864	15,311,787
FAM FINE ARTS MUSEUM	2,482,805	15,832,793	18,315,598	2,482,805	15,581,915	18,064,720
LIB PUBLIC LIBRARY	49,396,318	67,600,000	116,996,318	51,323,318	69,200,000	120,523,318
LLB LAW LIBRARY	0	1,611,832	1,611,832	0	1,642,927	1,642,927
REC RECREATION AND PARK COMMISSION	114,541,575	62,503,931	177,045,506	111,842,189	55,777,806	167,619,995
SCI ACADEMY OF SCIENCES	0	5,235,094	5,235,094	0	5,403,355	5,403,355
WAR WAR MEMORIAL	25,701,338	0	25,701,338	26,715,101	0	26,715,101
TOTAL Culture & Recreation	198,924,873	170,734,163	369,659,036	199,190,336	166,389,025	365,579,361
06: General Administration & Finance						
ADM GENERAL SERVICES AGENCY - CITY ADMIN	312,046,329	55,559,063	367,605,392	307,876,750	42,899,358	350,776,108
ASR ASSESSOR / RECORDER	6,105,104	18,898,775	25,003,879	6,108,231	18,998,532	25,106,763
BOS BOARD OF SUPERVISORS	694,789	13,852,547	14,547,336	698,589	13,579,124	14,277,713
CAT CITY ATTORNEY	64,864,440	11,670,095	76,534,535	65,215,525	12,911,135	78,126,660
CON CONTROLLER	52,209,346	10,589,674	62,799,020	62,011,896	11,145,719	73,157,615
CPC CITY PLANNING	38,783,637	2,105,090	40,888,727	38,217,677	2,385,412	40,603,089
CSC CIVIL SERVICE COMMISSION	360,839	812,562	1,173,401	360,839	832,449	1,193,288
ETH ETHICS COMMISSION	70,000	3,857,460	3,927,460	70,000	4,638,133	4,708,133
HRD HUMAN RESOURCES	74,791,826	13,299,226	88,091,052	76,570,646	15,015,584	91,586,230
HSS HEALTH SERVICE SYSTEM	10,849,111	0	10,849,111	10,865,513	0	10,865,513
MYR MAYOR	87,442,044	18,935,785	106,377,829	55,384,757	18,135,614	73,520,371
REG ELECTIONS	416,117	18,615,951	19,032,068	755,057	13,313,139	14,068,196
RET RETIREMENT SYSTEM	26,678,196	0	26,678,196	27,290,255	0	27,290,255
TIS GENERAL SERVICES AGENCY - TECHNOLOGY	91,794,929	5,497,418	97,292,347	92,455,912	3,763,662	96,219,574
TTX TREASURER/TAX COLLECTOR	14,500,269	24,898,312	39,398,581	14,172,668	24,485,016	38,657,684
TOTAL General Administration & Finance	781,606,976	198,591,958	980,198,934	758,054,315	182,102,877	940,157,192

Sources of Funds by Service Area and Department

Department	Fiscal Year 2015-2016			Fiscal Year 2016-2017		
	Departmental Revenue and Recoveries	Allocated General Fund Support	Total Departmental Sources	Departmental Revenue and Recoveries	Allocated General Fund Support	Total Departmental Sources
07: General City Responsibilities						
GEN GENERAL CITY RESPONSIBILITY	242,915,076	865,379,678	1,108,294,754	249,414,163	861,337,987	1,110,752,150
UNA GENERAL FUND UNALLOCATED	3,666,576,858	(3,638,451,858)	28,125,000	3,694,483,575	(3,692,367,794)	2,115,781
TOTAL General City Responsibilities	3,909,491,934	(2,773,072,180)	1,136,419,754	3,943,897,738	(2,831,029,807)	1,112,867,931
Less Citywide Transfer Adjustments	(729,558,705)		(729,558,705)	(688,532,825)		(688,532,825)
Less Interdepartmental Recoveries	(845,785,245)		(845,785,245)	(836,707,964)		(836,707,964)
Net Total Sources of Funds	8,919,113,099	0	8,919,113,099	8,959,830,801	0	8,959,830,801

SOURCES OF FUNDS

Sources of Funds - FY 2015-2016
General Fund

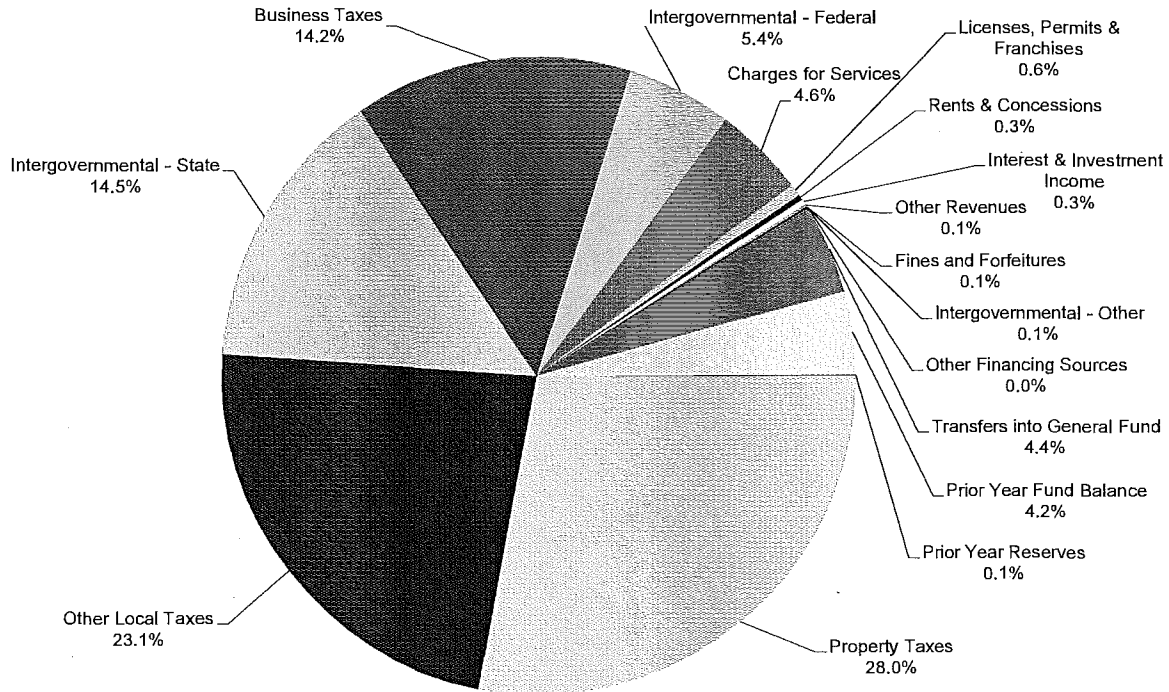
**GENERAL FUND**

Sorted by Size

Sources of Funds	FY 2015-2016	
	Proposed Budget	% of Total
Property Taxes	1,288,000,000	28.1%
Other Local Taxes	1,062,535,000	23.2%
Intergovernmental - State	655,420,133	14.3%
Business Taxes	634,460,000	13.8%
Intergovernmental - Federal	245,622,500	5.4%
Charges for Services	215,387,336	4.7%
Other Revenues	31,084,070	0.7%
Licenses, Permits & Franchises	27,162,891	0.6%
Rents & Concessions	15,431,961	0.3%
Interest & Investment Income	10,680,000	0.2%
Fines and Forfeitures	4,577,144	0.1%
Intergovernmental - Other	3,656,488	0.1%
Other Financing Sources	917,500	0.0%
Regular Revenues	4,194,935,023	91.6%
Transfers into General Fund	206,782,461	4.5%
Prior Year Fund Balance	176,273,608	3.8%
Prior Year Reserves	3,070,000	0.1%
Total Sources	4,581,061,092	100.0%

* The table above reflects Fiscal Year 2015-16 appropriations for the Airport Commission, Child Support Services, Library, San Francisco Public Utilities Commission, Retirement System, the Municipal Transportation Agency and the Port of San Francisco.

Sources of Funds - FY 2016-2017
General Fund



GENERAL FUND

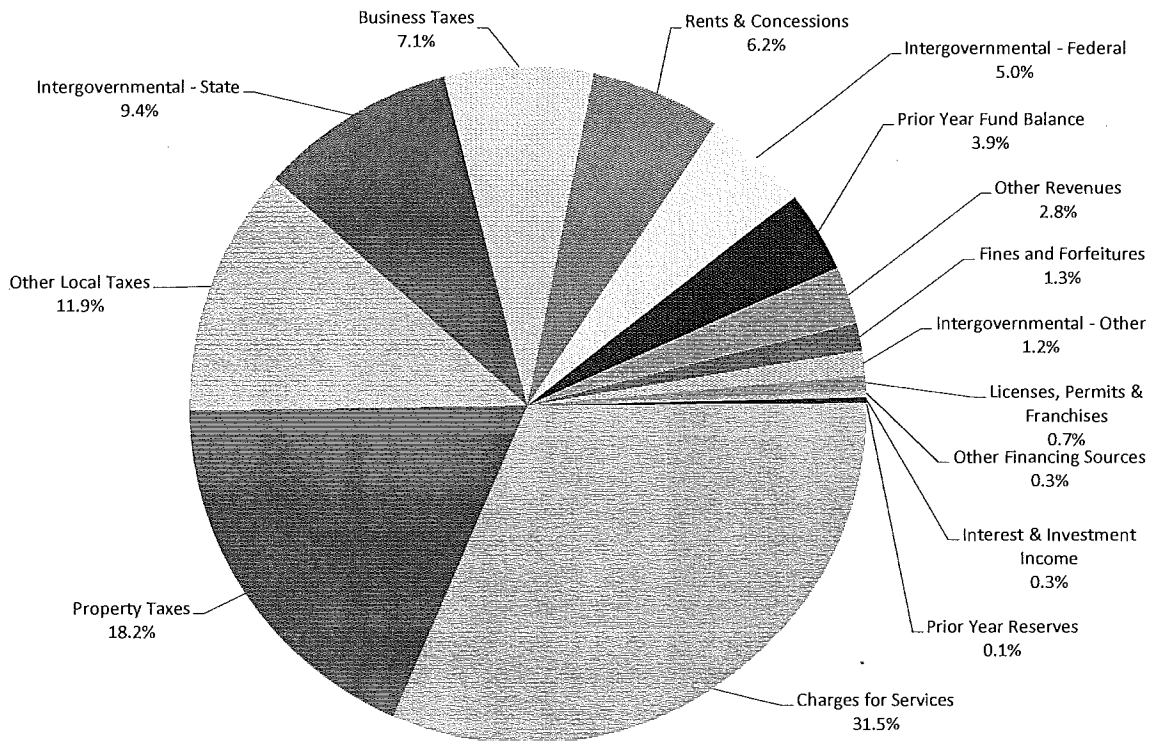
Sorted by Size

Sources of Funds	FY 2016-2017	
	Proposed Budget	% of Total
Property Taxes	1,308,000,000	28.0%
Other Local Taxes	1,082,629,000	23.1%
Intergovernmental - State	676,810,351	14.5%
Business Taxes	664,260,000	14.2%
Intergovernmental - Federal	251,888,566	5.4%
Charges for Services	216,763,575	4.6%
Licenses, Permits & Franchises	27,263,117	0.6%
Rents & Concessions	14,325,408	0.3%
Interest & Investment Income	11,740,000	0.3%
Other Revenues	6,952,337	0.1%
Fines and Forfeitures	4,577,144	0.1%
Intergovernmental - Other	3,696,604	0.1%
Other Financing Sources	881,000	0.0%
Regular Revenues	4,269,787,102	91.3%
Transfers into General Fund	207,739,311	4.4%
Prior Year Fund Balance	196,994,392	4.2%
Prior Year Reserves	3,580,481	0.1%
Total Sources	4,678,101,286	100.0%

* The table above contains Fiscal Year 2016-17 preliminary appropriations for the Airport Commission, Child Support Services, Library, San Francisco Public Utilities Commission, Retirement System, the Municipal Transportation Agency and the Port of San Francisco.

Sources of Funds - FY 2015-2016

All Funds



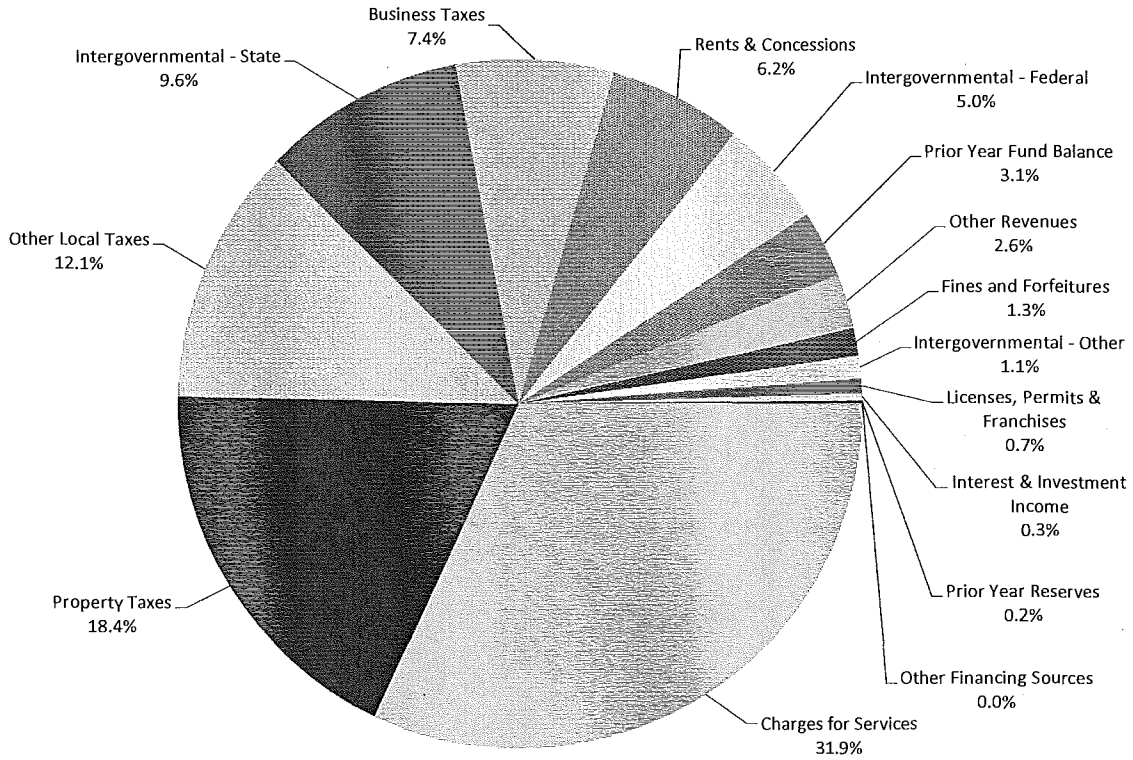
ALL FUNDS

Sorted by size

Sources of Funds	FY 2015-2016 Proposed Budget	% of Total
Charges for Services	2,811,404,953	31.5%
Property Taxes	1,626,384,469	18.2%
Other Local Taxes	1,062,535,000	11.9%
Intergovernmental - State	838,093,383	9.4%
Business Taxes	636,360,000	7.1%
Rents & Concessions	554,778,736	6.2%
Intergovernmental - Federal	449,840,633	5.0%
Other Revenues	246,677,646	2.8%
Fines and Forfeitures	116,640,563	1.3%
Intergovernmental - Other	105,160,508	1.2%
Licenses, Permits & Franchises	62,258,684	0.7%
Other Financing Sources	29,894,397	0.3%
Interest & Investment Income	25,069,433	0.3%
Regular Revenues	8,565,098,405	96.0%
Prior Year Fund Balance	344,559,285	3.9%
Prior Year Reserves	9,455,409	0.1%
Total Sources	8,919,113,099	100.0%

* The table above reflects Fiscal Year 2015-16 appropriations for the Airport Commission, Child Support Services, Library, San Francisco Public Utilities Commission, Retirement System, the Municipal Transportation Agency and the Port of San Francisco.

Sources of Funds - FY 2016-2017
All Funds

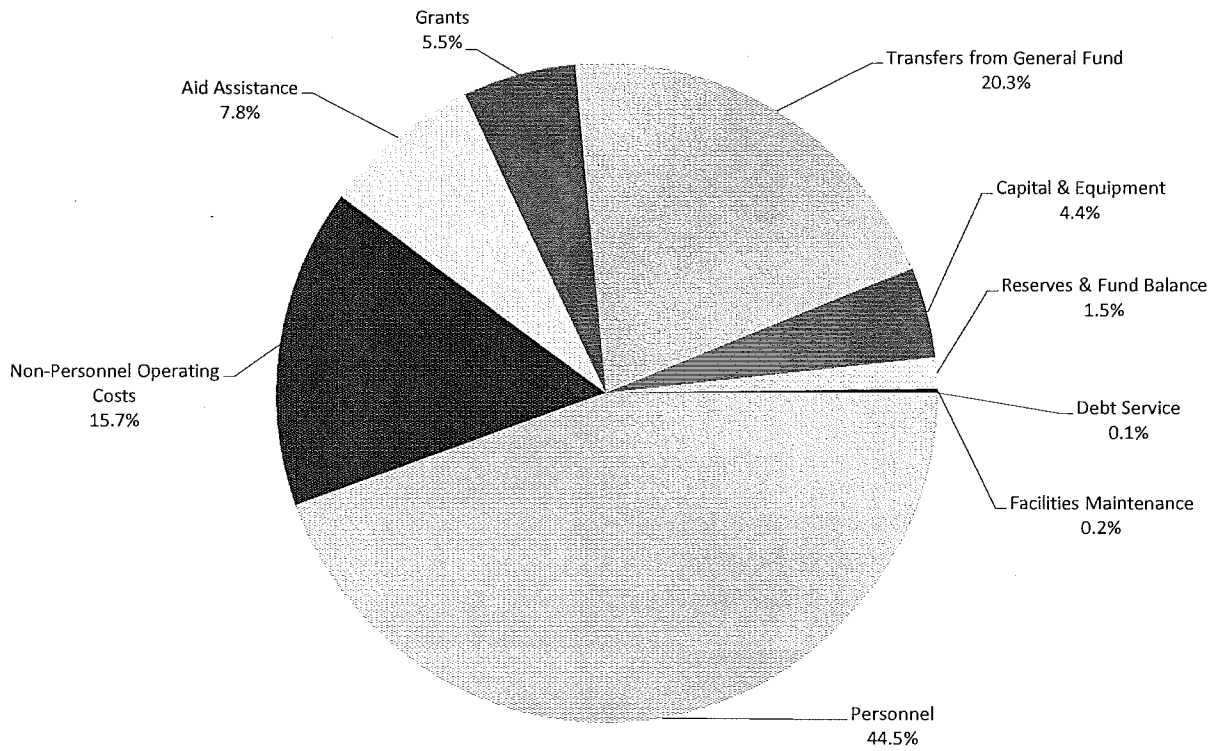


ALL FUNDS	Sorted by size	
Sources of Funds	FY 2016-2017	% of Total
	Proposed Budget	
Charges for Services	2,861,926,225	31.9%
Property Taxes	1,649,485,018	18.4%
Other Local Taxes	1,082,629,000	12.1%
Intergovernmental - State	860,157,778	9.6%
Business Taxes	666,260,000	7.4%
Rents & Concessions	556,868,159	6.2%
Intergovernmental - Federal	450,740,495	5.0%
Other Revenues	232,354,019	2.6%
Fines and Forfeitures	116,817,790	1.3%
Intergovernmental - Other	94,956,977	1.1%
Licenses, Permits & Franchises	62,366,035	0.7%
Interest & Investment Income	27,831,912	0.3%
Other Financing Sources	881,000	0.0%
Regular Revenues	8,663,274,408	96.7%
Prior Year Fund Balance	281,758,218	3.1%
Prior Year Reserves	14,798,175	0.2%
Total Sources	8,959,830,801	100.0%

* The table above contains Fiscal Year 2016-17 preliminary appropriations for the Airport Commission, Child Support Services, Library, San Francisco Public Utilities Commission, Retirement System, the Municipal Transportation Agency and the Port of San Francisco.

USES OF FUNDS

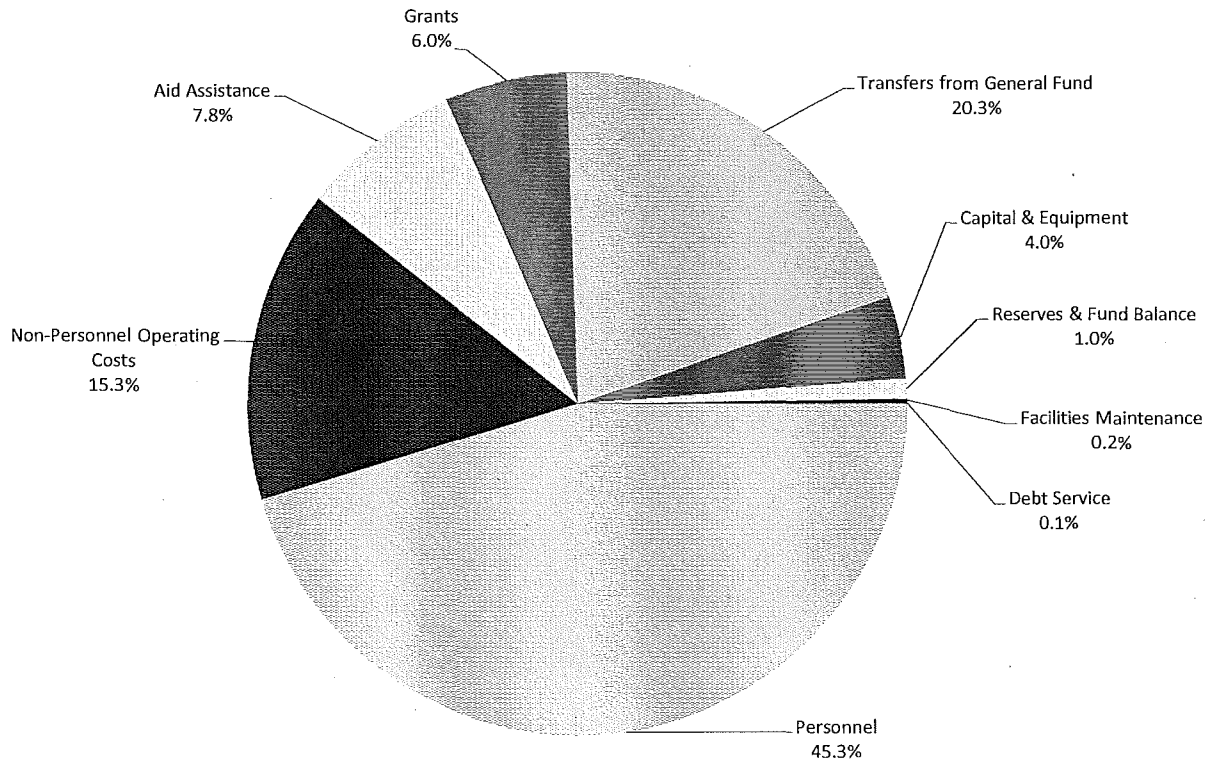
Uses of Funds - FY 2015-2016
General Fund



Type of Use	Gross		Net of Recoveries	
	FY 2015-2016 Proposed Budget	% of Total	FY 2015-2016 Proposed Budget	% of Total
Personnel - Salaries & Wages	\$1,498,764,789	32.7%	\$1,463,270,920	31.9%
Personnel - Fringe Benefits	\$588,053,637	12.8%	\$574,127,303	12.5%
Personnel - Subtotal	\$2,086,818,426	45.6%	\$2,037,398,223	44.5%
Non-Personnel Operating Costs	\$736,249,340	16.1%	\$718,813,424	15.7%
Aid Assistance	\$358,145,235	7.8%	\$358,145,235	7.8%
Grants	\$253,675,593	5.5%	\$253,675,593	5.5%
Transfers from General Fund	\$930,209,381	20.3%	\$930,209,381	20.3%
Capital & Equipment	\$202,935,763	4.4%	\$202,935,763	4.4%
Reserves & Fund Balance	\$69,450,000	1.5%	\$69,450,000	1.5%
Facilities Maintenance	\$8,061,126	0.2%	\$8,061,126	0.2%
Debt Service	\$2,372,347	0.1%	\$2,372,347	0.1%
Services of Other Depts, Recoveries & Overhead	(\$66,856,119)	-1.5%	\$0	0.0%
Grand Total	\$4,581,061,092	100.0%	\$4,581,061,092	100.0%

* The table above reflects Fiscal Year 2015-16 appropriations for the Airport Commission, Child Support Services, Library, San Francisco Public Utilities Commission, Retirement System, the Municipal Transportation Agency and the Port of San Francisco.

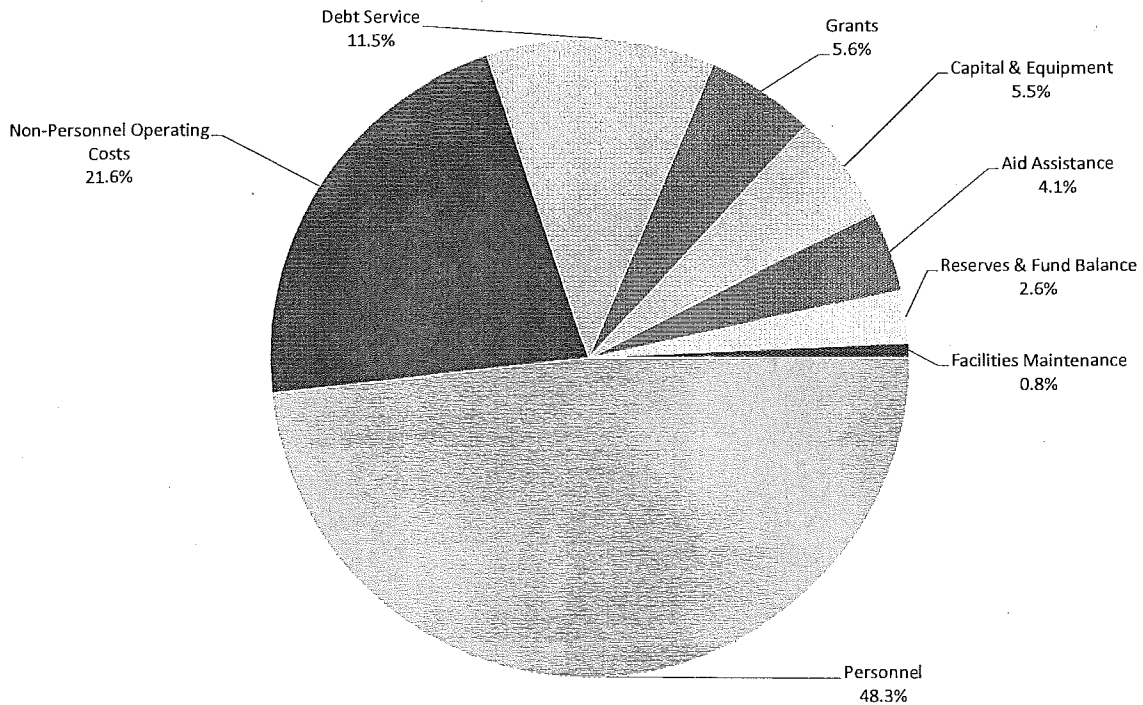
Uses of Funds - FY 2016-2017
General Fund



Type of Use	Gross		Net of Recoveries	
	FY 2016-2017 Proposed Budget	% of Total	FY 2016-2017 Proposed Budget	% of Total
Personnel - Salaries & Wages	\$1,559,858,695	33.3%	\$1,522,291,280	32.5%
Personnel - Fringe Benefits	\$612,266,048	13.1%	\$597,520,320	12.8%
Personnel - Subtotal	\$2,172,124,743	46.4%	\$2,119,811,600	45.3%
Non-Personnel Operating Costs	\$735,766,137	15.7%	\$718,046,050	15.3%
Aid Assistance	\$366,012,780	7.8%	\$366,012,780	7.8%
Grants	\$279,690,204	6.0%	\$279,690,204	6.0%
Transfers from General Fund	\$948,960,436	20.3%	\$948,960,436	20.3%
Capital & Equipment	\$187,815,468	4.0%	\$187,815,468	4.0%
Reserves & Fund Balance	\$44,940,000	1.0%	\$44,940,000	1.0%
Facilities Maintenance	\$8,373,516	0.2%	\$8,373,516	0.2%
Debt Service	\$4,451,232	0.1%	\$4,451,232	0.1%
Services of Other Depts, Recoveries & Overhead	(\$70,033,230)	-1.5%	\$0	0.0%
Grand Total	\$4,678,101,286	100.0%	\$4,678,101,286	100.0%

* The table above contains Fiscal Year 2016-17 preliminary appropriations for the Airport Commission, Child Support Services, Library, San Francisco Public Utilities Commission, Retirement System, the Municipal Transportation Agency and the Port of San Francisco.

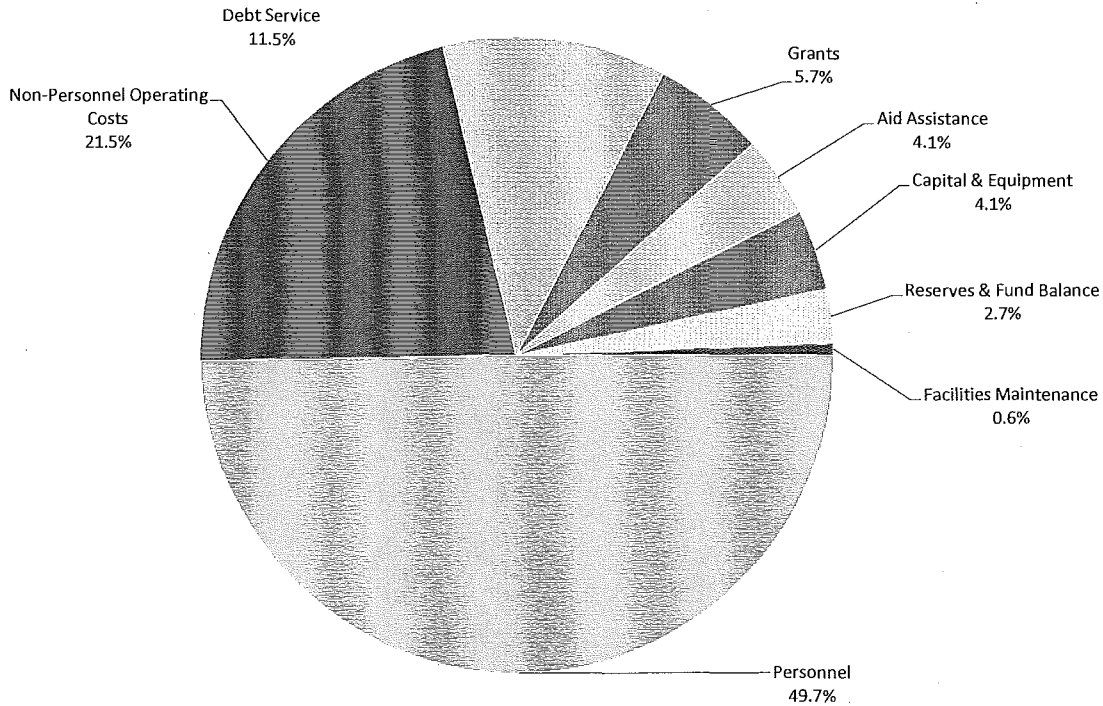
Uses of Funds - FY 2015-2016
Uses of Funds - All Funds



Type of Use	Gross		Net of Recoveries	
	FY 2015-2016 Proposed Budget	% of Total	FY 2015-2016 Proposed Budget	% of Total
Personnel - Salaries & Wages	\$3,131,590,445	35.1%	\$3,019,744,654	33.9%
Personnel - Fringe Benefits	\$1,332,592,312	14.9%	\$1,284,998,336	14.4%
Personnel - Subtotal	\$4,464,182,757	50.1%	\$4,304,742,990	48.3%
Non-Personnel Operating Costs	\$1,999,547,505	22.4%	\$1,928,133,003	21.6%
Debt Service	\$1,029,582,433	11.5%	\$1,029,582,433	11.5%
Grants	\$498,770,155	5.6%	\$498,770,155	5.6%
Capital & Equipment	\$492,038,450	5.5%	\$492,038,450	5.5%
Aid Assistance	\$363,055,562	4.1%	\$363,055,562	4.1%
Reserves & Fund Balance	\$234,856,113	2.6%	\$234,856,113	2.6%
Facilities Maintenance	\$67,934,393	0.8%	\$67,934,393	0.8%
Services of Other Depts, Recoveries & Overhead	(\$230,854,269)	-2.6%	\$0	0.0%
Grand Total	\$8,919,113,099	100.0%	\$8,919,113,099	100.0%
Average Per Employee (FTE)				
Personnel - Salaries & Wages	\$105,752	70.1%		
Personnel - Fringe Benefits	\$45,001	29.9%		
Personnel - Subtotal	\$150,753	100.0%		

* The table above reflects Fiscal Year 2015-16 appropriations for the Airport Commission, Child Support Services, Library, San Francisco Public Utilities Commission, Retirement System, the Municipal Transportation Agency and the Port of San Francisco.

Uses of Funds - FY 2016-2017
Uses of Funds - All Funds



Type of Use	Gross		Net of Recoveries	
	FY 2016-2017 Proposed Budget	% of Total	FY 2016-2017 Proposed Budget	% of Total
Personnel - Salaries & Wages	\$3,246,649,624	36.2%	\$3,131,200,009	34.9%
Personnel - Fringe Benefits	\$1,371,425,815	15.3%	\$1,322,658,439	14.8%
Personnel - Subtotal	\$4,618,075,439	51.5%	\$4,453,858,448	49.7%
Non-Personnel Operating Costs	\$2,000,942,908	22.3%	\$1,929,790,146	21.5%
Debt Service	\$1,025,954,816	11.5%	\$1,025,954,816	11.5%
Grants	\$513,421,544	5.7%	\$513,421,544	5.7%
Aid Assistance	\$370,823,107	4.1%	\$370,823,107	4.1%
Capital & Equipment	\$366,151,238	4.1%	\$366,151,238	4.1%
Reserves & Fund Balance	\$244,592,569	2.7%	\$244,592,569	2.7%
Facilities Maintenance	\$55,238,933	0.6%	\$55,238,933	0.6%
Services of Other Depts, Recoveries & Overhead	(\$235,369,753)	-2.6%	\$0	0.0%
Grand Total	\$8,959,830,801	100.0%	\$8,959,830,801	100.0%

Average Per Employee (FTE)

Personnel - Salaries & Wages	\$108,181	70.3%
Personnel - Fringe Benefits	\$45,697	29.7%
Personnel - Subtotal	\$153,879	100.0%

* The table above contains Fiscal Year 2016-17 preliminary appropriations for the Airport Commission, Child Support Services, Library, San Francisco Public Utilities Commission, Retirement System, the Municipal Transportation Agency and the Port of San Francisco.

**POSITIONS BY MAJOR SERVICE AREA
AND DEPARTMENT**

Funded Positions, Grand Recap by Major Service Area and Department Title

Department	2013-2014 Budget	2014-2015 Budget	2015-2016 Proposed	Change From 2014-2015	2016-2017 Proposed	Change From 2015-2016
Service Area: 01 Public Protection						
ADULT PROBATION	139.56	142.75	151.07	8.32	152.73	1.66
DISTRICT ATTORNEY	253.39	256.87	263.28	6.41	263.78	0.50
EMERGENCY MANAGEMENT	243.55	253.31	258.33	5.02	262.27	3.94
FIRE DEPARTMENT	1,463.99	1,493.61	1,578.62	85.01	1,611.53	32.91
JUVENILE PROBATION	239.43	238.12	242.42	4.30	242.84	0.42
POLICE	2,727.26	2,783.70	2,889.11	105.41	2,968.11	79.00
PUBLIC DEFENDER	156.50	157.47	160.65	3.18	161.04	0.39
SHERIFF	984.20	1,014.92	1,007.91	(7.01)	1,011.52	3.61
TOTAL Public Protection	6,207.88	6,340.75	6,551.39	210.64	6,673.82	122.43
Service Area: 02 Public Works, Transportation & Commerce						
AIRPORT COMMISSION	1,459.90	1,472.66	1,497.64	24.98	1,503.80	6.16
BOARD OF APPEALS	5.00	5.00	5.00	0	5.00	0
BUILDING INSPECTION	284.50	287.34	289.55	2.21	290.88	1.33
ECONOMIC AND WORKFORCE DEVELOPMENT	85.58	91.86	99.08	7.22	100.19	1.11
GENERAL SERVICES AGENCY - PUBLIC WORKS	825.03	852.17	924.62	72.45	936.23	11.61
MUNICIPAL TRANSPORTATION AGENCY	4,484.19	4,685.16	4,930.78	245.62	4,934.19	3.41
PORT	236.79	241.34	241.29	(0.05)	241.06	(0.23)
PUBLIC UTILITIES COMMISSION	1,621.27	1,618.25	1,633.53	15.28	1,632.64	(0.89)
TOTAL Public Works, Transportation & Commerce	9,002.26	9,253.78	9,621.49	367.71	9,643.99	22.50
Service Area: 03 Human Welfare & Neighborhood Development						
CHILD SUPPORT SERVICES	84.25	80.65	74.87	(5.78)	72.03	(2.84)
CHILDREN AND FAMILIES COMMISSION	17.00	17.00	15.50	5.50	8.03	(7.47)
CHILDREN; YOUTH & THEIR FAMILIES	37.42	38.20	41.24	3.04	43.68	2.44
ENVIRONMENT	59.09	61.69	61.13	(0.56)	61.08	(0.05)
HUMAN RIGHTS COMMISSION	11.81	11.68	11.68	0.00	11.68	0
HUMAN SERVICES	1,855.40	1,964.41	2,054.93	83.52	2,120.22	65.29
RENT ARBITRATION BOARD	28.53	30.52	31.29	0.77	31.51	0.22
STATUS OF WOMEN	5.67	6.02	6.01	(0.01)	6.01	0
TOTAL Human Welfare & Neighborhood Development	2,099.17	2,210.17	2,296.65	86.48	2,354.24	57.59
Service Area: 04 Community Health						
PUBLIC HEALTH	6,125.91	6,284.17	6,609.35	325.18	6,767.70	158.35
TOTAL Community Health	6,125.91	6,284.17	6,609.35	325.18	6,767.70	158.35
Service Area: 05 Culture & Recreation						
ACADEMY OF SCIENCES	12.35	12.35	12.37	0.02	12.37	0
ARTS COMMISSION	28.43	28.77	28.86	0.09	28.85	(0.01)
ASIAN ART MUSEUM	57.83	57.76	57.55	(0.21)	57.42	(0.13)
FINE ARTS MUSEUM	111.14	112.53	113.58	1.05	113.78	0.20
LAW LIBRARY	3.00	3.00	3.00	0	3.00	0
PUBLIC LIBRARY	652.22	660.70	662.28	1.58	661.96	(0.32)
RECREATION AND PARK COMMISSION	870.27	893.18	916.89	23.71	922.28	5.39
WAR MEMORIAL	56.55	57.91	65.64	7.73	65.45	(0.19)
TOTAL Culture & Recreation	1,791.79	1,826.20	1,860.17	33.97	1,865.11	4.94

Funded Positions, Grand Recap by Major Service Area and Department Title

Department	2013-2014 Budget	2014-2015 Budget	2015-2016 Proposed	Change From 2014-2015	2016-2017 Proposed	Change From 2015-2016
Service Area: 06 General Administration & Finance						
ASSESSOR/RECORDER	152.08	147.07	165.20	18.13	165.91	0.71
BOARD OF SUPERVISORS	74.49	74.16	75.92	1.76	75.34	(0.58)
CITY ATTORNEY	308.14	308.19	307.83	(0.36)	307.77	(0.06)
CITY PLANNING	156.52	170.26	183.51	13.25	194.69	11.18
CIVIL SERVICE COMMISSION	6.02	6.02	6.02	0	6.02	0
CONTROLLER	204.11	218.51	254.64	36.13	262.19	7.55
ELECTIONS	52.17	48.51	58.18	9.67	49.36	(8.82)
ETHICS COMMISSION	19.44	17.50	18.45	0.95	18.43	(0.02)
GENERAL SERVICES AGENCY - CITY ADMIN	716.24	749.61	798.76	49.15	804.55	5.79
GENERAL SERVICES AGENCY - TECHNOLOGY	215.64	209.44	221.62	12.18	228.62	7.00
HEALTH SERVICE SYSTEM	43.83	48.64	51.26	2.62	51.49	0.23
HUMAN RESOURCES	135.32	143.28	151.12	7.84	159.53	8.41
MAYOR	49.45	50.21	54.68	4.47	54.89	0.21
RETIREMENT SYSTEM	97.49	103.14	105.43	2.29	105.82	0.39
TREASURER/TAX COLLECTOR	211.19	225.76	220.88	(4.88)	221.71	0.83
TOTAL General Administration & Finance	2,442.13	2,520.30	2,673.50	153.20	2,706.32	32.82
Report Grand Total	27,669.14	28,435.37	29,612.55	1,177.18	30,011.18	398.63

MAJOR FUND BUDGETARY RECAP

City and County of San Francisco
Major Fund Budgetary Recap
Budget Year 2015-2016
(in Thousands of Dollars)

	Governmental Funds							Total All Funds
	General Fund	Special Revenue	Capital Project	Debt Service	Enterprise	Internal Service	Other Agency/Trust	
Sources								
Prior Year Fund Balance - 6/30/15 (est.)	176,274	46,748	-	4,203	108,649	8,685	-	344,559
Prior Year Reserves	3,070	6,385	-	-	-	-	-	9,455
Prior Year Sources	179,344	53,134	-	4,203	108,649	8,685	-	354,015
Property Taxes	1,288,000	151,670	-	186,714	-	-	-	1,626,384
Other Local Taxes	1,062,535	-	-	-	-	-	-	1,062,535
Business Taxes	634,460	1,900	-	-	-	-	-	636,360
Rents & Concessions	15,432	47,167	-	-	491,290	165	724	554,779
Fines and Forfeitures	4,577	4,847	-	15,040	92,176	-	-	116,641
Interest & Investment Income	10,680	1,944	-	-	11,559	-	886	25,069
Licenses, Permits & Franchises	27,163	10,796	-	-	24,300	-	-	62,259
Intergovernmental - State	655,420	92,515	-	800	89,358	-	-	838,093
Intergovernmental - Federal	245,623	153,842	20,670	-	29,706	-	-	449,841
Intergovernmental - Other	3,656	11,603	-	-	89,863	38	-	105,161
Charges for Services	215,387	98,014	-	-	2,497,304	700	-	2,811,405
Other Revenues	31,084	24,403	-	-	133,390	-	57,800	246,678
Other Financing Sources	918	-	852	28,125	-	-	-	29,894
Subtotal Current Year Sources	4,194,935	598,701	21,522	230,680	3,458,947	904	59,410	8,565,098
Transfers In	206,727	279,382	16,223	4,213	839,563	4,816	-	1,350,925
Total Available Sources	4,581,006	931,217	37,745	239,096	4,407,159	14,405	59,410	10,270,039
Uses								
Public Works, Transportation & Commerce	(157,456)	(108,799)	(20,670)	-	(2,823,992)	-	-	(3,110,916)
Community Health	(787,969)	(109,214)	-	(4,203)	(1,090,805)	-	-	(1,992,191)
Public Protection	(1,228,747)	(49,059)	-	-	(79,802)	-	(500)	(1,358,108)
Human Welfare & Neighborhood Development	(848,806)	(268,766)	-	-	-	-	(546)	(1,118,118)
General Administration & Finance	(285,777)	(167,190)	(10,680)	-	-	(5,919)	(25,505)	(495,071)
General City Responsibilities	(189,728)	-	-	(209,893)	-	-	(380)	(400,000)
Culture & Recreation	(134,569)	(217,102)	(4,522)	-	-	-	(1,298)	(357,492)
Subtotal Current Year Uses	(3,633,052)	(920,130)	(35,872)	(214,096)	(3,994,599)	(5,919)	(28,230)	(8,831,897)
Transfers Out	(904,329)	(3,176)	-	(25,000)	(409,934)	(8,486)	-	(1,350,925)
Total Proposed Uses	(4,537,381)	(923,306)	(35,872)	(239,096)	(4,404,532)	(14,405)	(28,230)	(10,182,822)
Fund Balance - 6/30/16 (est.)	43,625	7,911	1,874	-	2,626	-	31,180	87,216

Notes:

1) Transfers In and Out shown gross on this budgetary recap, whereas the Consolidated Summary of the AAO shows only Contribution Transfers gross and Operating Transfers net.

2) The table above reflects Fiscal Year 2015-16 appropriations for the Airport Commission, Child Support Services, Library, San Francisco Public Utilities Commission, Retirement System, the Municipal Transportation Agency and the Port of San Francisco.

City and County of San Francisco
Major Fund Budgetary Recap
Budget Year 2016-2017
(in Thousands of Dollars)

Governmental Funds								
	General Fund	Special Revenue	Capital Project	Debt Service	Enterprise	Internal Service	Other Agency/Trust	Total All Funds
Sources								
Prior Year Fund Balance - 6/30/16 (est.)	196,994	25,027	1,406	4,048	51,611	2,671	-	281,758
Prior Year Reserves	3,580	9,045	1,874	-	299	-	-	14,798
Prior Year Sources	200,575	34,072	3,280	4,048	51,910	2,671	-	296,556
Property Taxes	1,308,000	162,814	-	178,671	-	-	-	1,649,485
Other Local Taxes	1,082,629	-	-	-	-	-	-	1,082,629
Business Taxes	664,260	2,000	-	-	-	-	-	666,260
Rents & Concessions	14,325	49,978	-	-	491,676	165	724	556,868
Fines and Forfeitures	4,577	4,911	-	15,154	92,176	-	-	116,818
Interest & Investment Income	11,740	1,944	-	-	12,972	-	1,176	27,832
Licenses, Permits & Franchises	27,263	10,803	-	-	24,300	-	-	62,366
Intergovernmental - State	676,810	91,759	-	800	90,788	-	-	860,158
Intergovernmental - Federal	251,889	151,725	17,706	-	29,421	-	-	450,740
Intergovernmental - Other	3,697	1,359	-	-	89,863	38	-	94,957
Charges for Services	216,764	98,767	-	-	2,545,696	700	-	2,861,926
Other Revenues	6,952	29,889	-	-	119,143	-	76,370	232,354
Other Financing Sources	881	-	-	-	-	-	-	881
Subtotal Current Year Sources	4,269,787	605,948	17,706	194,625	3,496,035	904	78,270	8,663,274
Transfers In	207,684	261,704	-	6,174	849,485	4,082	-	1,329,129
Total Available Sources	4,678,046	901,725	20,986	204,847	4,397,430	7,657	78,270	10,288,960
Uses								
Public Works, Transportation & Commerce	(158,735)	(113,211)	(17,706)	-	(2,794,305)	-	-	(3,083,956)
Community Health	(815,477)	(109,715)	-	(4,048)	(1,103,220)	-	-	(2,032,460)
Public Protection	(1,265,337)	(48,702)	-	-	(82,590)	-	(500)	(1,397,130)
Human Welfare & Neighborhood Development	(872,093)	(261,856)	-	-	-	-	(518)	(1,134,467)
General Administration & Finance	(270,316)	(133,894)	(3,280)	-	-	(3,575)	(26,104)	(437,169)
General City Responsibilities	(206,878)	-	-	(200,799)	-	-	(420)	(408,097)
Culture & Recreation	(128,304)	(221,134)	-	-	-	-	(1,298)	(350,737)
Subtotal Current Year Uses	(3,717,141)	(888,513)	(20,986)	(204,847)	(3,980,115)	(3,575)	(28,840)	(8,844,016)
Transfers Out	(920,240)	(2,629)	-	-	(402,178)	(4,082)	-	(1,329,129)
Total Proposed Uses	(4,637,381)	(891,142)	(20,986)	(204,847)	(4,382,293)	(7,657)	(28,840)	(10,173,145)
Fund Balance - 6/30/17 (est.)	40,665	10,583	-	-	15,137	-	49,430	115,815

Notes:

1) Transfers In and Out shown gross on this budgetary recap, whereas the Consolidated Summary of the AAO shows only Contribution Transfers gross and Operating Transfers net.

2) The table above contains Fiscal Year 2016-17 preliminary appropriations for the Airport Commission, Child Support Services, Library, San Francisco Public Utilities Commission, Retirement System, the Municipal Transportation Agency and the Port of San Francisco.

APPROPRIATION DETAIL

Department: SCI : ACADEMY OF SCIENCES

2014-2015 Original Budget	2015-2016 Proposed Budget	2015-2016 vs 2014-2015	2016-2017 Proposed Budget	2016-2017 vs 2015-2016
---------------------------------	---------------------------------	---------------------------	---------------------------------	---------------------------

Fund Summary

1G AGF	GENERAL FUND	4,547,630	5,235,094	687,464	5,403,355	168,261
Total Sources by Funds		4,547,630	5,235,094	687,464	5,403,355	168,261

Program Summary

EEH	ACADEMY OF SCIENCES	4,547,630	5,235,094	687,464	5,403,355	168,261
Total Uses by Program		4,547,630	5,235,094	687,464	5,403,355	168,261

Character Summary

001	SALARIES	1,196,096	1,276,909	80,813	1,310,170	33,261
013	MANDATORY FRINGE BENEFITS	502,741	490,404	(12,337)	496,896	6,492
021	NON PERSONNEL SERVICES	2,115,113	2,538,136	423,023	2,538,136	
060	CAPITAL OUTLAY	150,000	302,250	152,250	392,438	90,188
06F	FACILITIES MAINTENANCE	226,400	237,720	11,320	249,606	11,886
081	SERVICES OF OTHER DEPTS	357,280	389,675	32,395	416,109	26,434
Total Uses by Character		4,547,630	5,235,094	687,464	5,403,355	168,261

Sources of Funds Detail by Subobject

GFS (1)	GENERAL FUND SUPPORT	4,547,630	5,235,094	687,464	5,403,355	168,261
Total Sources by Funds		4,547,630	5,235,094	687,464	5,403,355	168,261

(1) This figure represents the nondepartmental (citywide) general fund revenues required to support the department's operations.

Uses of Funds Detail Appropriation

OPERATING:

1G AGF AAA: GF-NON-PROJECT-CONTROLLED

001	SALARIES	1,196,096	1,276,909	80,813	1,310,170	33,261
013	MANDATORY FRINGE BENEFITS	502,741	490,404	(12,337)	496,896	6,492
021	NON PERSONNEL SERVICES	2,115,113	2,538,136	423,023	2,538,136	
060	CAPITAL OUTLAY		152,250	152,250	92,438	(59,812)

Department: SCI : ACADEMY OF SCIENCES

2014-2015 Original Budget	2015-2016 Proposed Budget	2015-2016 vs 2014-2015	2016-2017 Proposed Budget	2016-2017 vs 2015-2016
---------------------------------	---------------------------------	---------------------------	---------------------------------	---------------------------

Uses of Funds Detail Appropriation

OPERATING:

1G AGF AAA: GF-NON-PROJECT-CONTROLLED

081	SERVICES OF OTHER DEPTS	357,280	389,675	32,395	416,109	26,434
	SUB-TOTAL 1G AGF AAA	4,171,230	4,847,374	676,144	4,853,749	6,375
	SUB-TOTAL OPERATING	4,171,230	4,847,374	676,144	4,853,749	6,375

ANNUAL PROJECTS:

1G AGF AAP: GF-ANNUAL PROJECT

CSCBHV	BACK OF HOUSE VENTILATION				300,000	300,000
CSCSFR	SAND FILTER MEDIA REPLACEMENT		150,000	150,000		(150,000)
FSC06F	SCI - FACILITY MAINTENANCE	226,400	237,720	11,320	249,606	11,886
FSCCTR	COOLING TOWER/CHILLER RENEWAL	150,000		(150,000)		
	SUB-TOTAL 1G AGF AAP	376,400	387,720	11,320	549,606	161,886
	SUB-TOTAL ANNUAL PROJECTS	376,400	387,720	11,320	549,606	161,886
	Total Uses of Funds	4,547,630	5,235,094	687,464	5,403,355	168,261

Department: ADP : ADULT PROBATION

2014-2015 Original Budget	2015-2016 Proposed Budget	2015-2016 vs 2014-2015	2016-2017 Proposed Budget	2016-2017 vs 2015-2016
---------------------------------	---------------------------------	---------------------------	---------------------------------	---------------------------

Fund Summary

1G AGF	GENERAL FUND	27,542,715	30,377,285	2,834,570	31,182,213	804,928
2S PPF	PUBLIC PROTECTION SPECIAL REVENUE FUND	3,213,527	3,797,573	584,046	3,468,847	(328,726)
Total Sources by Funds		30,756,242	34,174,858	3,418,616	34,651,060	476,202

Program Summary

ASH	ADMINISTRATION - ADULT PROBATION	4,811,787	5,329,135	517,348	5,383,909	54,774
AKB	COMMUNITY SERVICES	11,901,054	12,736,213	835,159	13,107,204	370,991
AOS	ONE STOP RE ENTRY SERVICES	1,616,507	1,600,820	(15,687)	1,655,616	54,796
AKG	PRE - SENTENCING INVESTIGATION	3,171,300	3,460,806	289,506	3,672,589	211,783
ARS	REALIGNMENT SERVICES-POST RELEASE COMM.	9,155,594	10,496,599	1,341,005	10,612,457	115,858
AIE	WORK ORDERS & GRANTS	100,000	551,285	451,285	219,285	(332,000)
Total Uses by Program		30,756,242	34,174,858	3,418,616	34,651,060	476,202

Character Summary

001	SALARIES	13,445,969	14,668,973	1,223,004	15,172,450	503,477
013	MANDATORY FRINGE BENEFITS	5,290,724	5,761,408	470,684	6,216,136	454,728
021	NON PERSONNEL SERVICES	5,197,482	6,214,514	1,017,032	6,062,960	(151,554)
038	CITY GRANT PROGRAMS	2,092,075	2,501,686	409,611	2,247,632	(254,054)
040	MATERIALS & SUPPLIES	362,815	547,815	185,000	612,815	65,000
060	CAPITAL OUTLAY	101,722	144,205	42,483	28,116	(116,089)
081	SERVICES OF OTHER DEPTS	4,265,455	4,336,257	70,802	4,310,951	(25,306)
Total Uses by Character		30,756,242	34,174,858	3,418,616	34,651,060	476,202

Sources of Funds Detail by Subobject

44931	FEDERAL GRANTS PASS-THROUGH STATE/OTHER	158,456	286,090	127,634	289,364	3,274
44939	FEDERAL DIRECT GRANT	72,903	77,670	4,767	77,670	
44951	STATE-NARC FORFEITURES & SEIZURES	159,700	159,700		159,700	
48920	LOCAL COMMUNITY CORRECTIONS - AB109	13,047,568	14,427,568	1,380,000	15,407,568	980,000
48999	OTHER STATE GRANTS & SUBVENTIONS	64,900	516,545	451,645	184,545	(332,000)
60103	DIVERSION FEES	3,000	3,000		3,000	
60107	COURT REIMBURSEMENTS	2,000	2,000		2,000	
60112	PROBATION COST	400,000	400,000		400,000	

Department: ADP : ADULT PROBATION

2014-2015 Original Budget	2015-2016 Proposed Budget	2015-2016 vs 2014-2015	2016-2017 Proposed Budget	2016-2017 vs 2015-2016
---------------------------------	---------------------------------	---------------------------	---------------------------------	---------------------------

Sources of Funds Detail by Subobject

60113	INVESTIGATION COSTS	15,000	15,000		15,000	
60133	ADMIN FEE-PUBLIC ADMINISTRATOR		2,500	2,500	2,500	
GFS (1)	GENERAL FUND SUPPORT	16,832,715	18,284,785	1,452,070	18,109,713	(175,072)
Total Sources by Funds		30,756,242	34,174,858	3,418,616	34,651,060	476,202

(1) This figure represents the nondepartmental (citywide) general fund revenues required to support the department's operations.

Uses of Funds Detail Appropriation

OPERATING:

1G AGF AAA: GF-NON-PROJECT-CONTROLLED

001	SALARIES	13,278,852	14,441,616	1,162,764	14,944,695	503,079
013	MANDATORY FRINGE BENEFITS	5,226,482	5,669,731	443,249	6,117,529	447,798
021	NON PERSONNEL SERVICES	3,887,389	4,817,661	930,272	4,748,107	(69,554)
038	CITY GRANT PROGRAMS	440,000	440,000		440,000	
040	MATERIALS & SUPPLIES	342,815	527,815	185,000	592,815	65,000
060	CAPITAL OUTLAY	101,722	144,205	42,483	28,116	(116,089)
081	SERVICES OF OTHER DEPTS	4,265,455	4,336,257	70,802	4,310,951	(25,306)
SUB-TOTAL 1G AGF AAA		27,542,715	30,377,285	2,834,570	31,182,213	804,928
SUB-TOTAL OPERATING		27,542,715	30,377,285	2,834,570	31,182,213	804,928

CONTINUING PROJECTS:

2S PPF ADP: ADULT PROBATION SPECIAL REVENUE FUND

PAPCIF	COMM CORRECTIONS PERF INCENTIVE FD-CCPIF	2,757,568	2,757,568		2,757,568	
SUB-TOTAL 2S PPF ADP		2,757,568	2,757,568		2,757,568	

2S PPF PDN: SFPD-NARC FORF & ASSET SEIZURE FUND

PPCNFF	NARC FORFEITURE & ASSET SEIZURE	159,700	159,700		159,700	
SUB-TOTAL 2S PPF PDN		159,700	159,700		159,700	

SUB-TOTAL CONTINUING PROJECTS		2,917,268	2,917,268		2,917,268	
--------------------------------------	--	------------------	------------------	--	------------------	--

GRANTS:

2S PPF GNC: GRANTS; NON-PROJECT; CONTINUING

AP2STR	PRCS 2NDSTRIKERS ENHANCED CREDIT EARNING		82,000	82,000		(82,000)
APCRRR	COMMUNITY RECIDIVISM REDUCTION GRANT		250,000	250,000		(250,000)
APDPPP	PROUD PARENTING PROGRAM		119,285	119,285	119,285	

Department: ADP : ADULT PROBATION

2014-2015 Original Budget	2015-2016 Proposed Budget	2015-2016 vs 2014-2015	2016-2017 Proposed Budget	2016-2017 vs 2015-2016
---------------------------------	---------------------------------	---------------------------	---------------------------------	---------------------------

Uses of Funds Detail Appropriation

GRANTS:

2S PPF GNC: GRANTS; NON-PROJECT; CONTINUING

APDVEM	DOMESTIC VIOLENCE CAL EMA	100,000	100,000		100,000	
APSTCP	ADULT PROB-CBOC STANDRDS & TRAINING GRANT	64,900	65,260	360	65,260	
MYBYRN	BYRNE ANTI DRUG ABUSE ENFORCEMENT	58,456	186,090	127,634	189,364	3,274
MYFJAG	FEDERAL BYRNE JUSTICE ASSISTANCE GRANT	72,903	77,670	4,767	77,670	
SUB-TOTAL 2S PPF GNC		296,259	880,305	584,046	551,579	(328,726)
SUB-TOTAL GRANTS		296,259	880,305	584,046	551,579	(328,726)
Total Uses of Funds		30,756,242	34,174,858	3,418,616	34,651,060	476,202

Department: AIR : AIRPORT COMMISSION

2014-2015 Original Budget	2015-2016 Proposed Budget	2015-2016 vs 2014-2015	2016-2017 Proposed Budget	2016-2017 vs 2015-2016
---------------------------------	---------------------------------	---------------------------	---------------------------------	---------------------------

Fund Summary

5A AAA	SFIA-OPERATING FUND	872,258,363	898,714,415	26,456,052	894,843,924	(3,870,491)
5A CPF	SFIA-CAPITAL PROJECTS FUND	83,879,112	26,369,000	(57,510,112)	26,369,000	
5A SRF	SFIA-SPECIAL REVENUE FUND	750,000	750,000		750,000	
Total Sources by Funds		956,887,475	925,833,415	(31,054,060)	921,962,924	(3,870,491)

Program Summary

BG1	ADMINISTRATION	27,123,608	27,585,835	462,227	28,805,898	1,220,063
BG5	AIRPORT DIRECTOR	8,217,210	8,974,493	757,283	9,028,948	54,455
BG8	BUREAU OF DESIGN AND CONSTRUCTION	14,300,606	15,070,026	769,420	15,228,757	158,731
BG2	BUSINESS & FINANCE	526,574,520	539,910,454	13,335,934	542,346,565	2,436,111
BGT	CAPITAL PROJECTS AND GRANTS	84,629,112	27,119,000	(57,510,112)	27,119,000	
BG4	CHIEF OPERATING OFFICER	27,482,549	30,528,222	3,045,673	30,964,241	436,019
BG3	COMMUNICATIONS & MARKETING	8,880,981	9,211,710	330,729	9,330,097	118,387
BGS	CONTINUING PROJECTS, MAINT AND RENEWAL	11,403,000	12,084,000	681,000		(12,084,000)
BG6	FACILITIES	172,796,990	178,798,913	6,001,923	182,227,768	3,428,855
BGQ	FIRE AIRPORT BUREAU NON-PERSONNEL COST	904,146	675,981	(228,165)	651,474	(24,507)
BG7	OPERATIONS AND SECURITY	66,503,693	68,401,111	1,897,418	68,972,868	571,757
BG9	PLANNING DIVISION	4,588,531	4,182,008	(406,523)	4,211,394	29,386
BGR	POLICE AIRPORT BUREAU NON-PERSONNEL COST.	3,482,529	3,291,662	(190,867)	3,075,914	(215,748)
Total Uses by Program		956,887,475	925,833,415	(31,054,060)	921,962,924	(3,870,491)

Character Summary

001	SALARIES	134,858,081	142,841,288	7,983,207	147,359,115	4,517,827
013	MANDATORY FRINGE BENEFITS	112,123,611	84,281,529	(27,842,082)	85,811,080	1,529,551
020	OVERHEAD	1,766,036	1,723,614	(42,422)	1,723,614	
021	NON PERSONNEL SERVICES	100,715,333	105,857,537	5,142,204	105,857,537	
040	MATERIALS & SUPPLIES	17,318,880	17,362,146	43,266	17,362,146	
060	CAPITAL OUTLAY	86,601,448	28,341,180	(58,260,268)	26,369,000	(1,972,180)
06F	FACILITIES MAINTENANCE	11,403,000	12,084,000	681,000		(12,084,000)
070	DEBT SERVICE	390,477,686	424,391,269	33,913,583	424,391,269	
081	SERVICES OF OTHER DEPTS	63,191,687	68,073,389	4,881,702	71,254,850	3,181,461
091	OPERATING TRANSFERS OUT	38,431,713	40,877,463	2,445,750	41,834,313	956,850
095	INTRAFUND TRANSFERS OUT	170,770,760	94,328,212	(76,442,548)	82,261,223	(12,066,989)

Department: AIR : AIRPORT COMMISSION

2014-2015 Original Budget	2015-2016 Proposed Budget	2015-2016 vs 2014-2015	2016-2017 Proposed Budget	2016-2017 vs 2015-2016
---------------------------------	---------------------------------	---------------------------	---------------------------------	---------------------------

Character Summary

ELU	TRANSFER ADJUSTMENTS-USES	(170,770,760)	(94,328,212)	76,442,548	(82,261,223)	12,066,989
Total Uses by Character		956,887,475	925,833,415	(31,054,060)	921,962,924	(3,870,491)

Sources of Funds Detail by Subject

25150	AIRPORT TRAFFIC FINES	180,000	141,000	(39,000)	141,000
25920	PENALTIES		112,000	112,000	112,000
30120	INTEREST EARNED-FISCAL AGENT ACCOUNT	3,952,000	4,171,000	219,000	4,171,000
30150	INTEREST EARNED - POOLED CASH	1,787,000	1,261,000	(526,000)	1,261,000
35271	SFIA-PARKING(GARAGE; LOTS & PERMITS)	101,448,000	102,086,000	638,000	102,086,000
37213	RENTAL-NORTH TERMINAL(NON-AIRLINE)	561,000	647,000	86,000	647,000
37214	RENTAL-SOUTH TERMINAL(NON-AIRLINE)	310,000	329,000	19,000	329,000
37215	RENTAL -T2 (NON AIRLINE)	440,000	439,000	(1,000)	439,000
37216	RENTAL-NON-AIRLINE; ITB	750,000	829,000	79,000	829,000
37217	RENTAL-BART	3,296,000	3,348,000	52,000	3,348,000
37219	RENTAL-OTHER BUILDINGS(NON-AIRLINE)	4,000	4,000		4,000
37311	RENTAL-UNIMPROVD AREA(NON-AIRLINE)	3,402,000	3,504,000	102,000	3,504,000
37321	RENTAL CAR FACILITY FEE	14,491,000	14,950,000	459,000	14,950,000
37411	CONCESSION-GROUNDSIDE	120,000	116,000	(4,000)	116,000
37421	CONCESSION-TELEPHONE	1,931,000	2,009,000	78,000	2,009,000
37425	TELECOMMUNICATION FEES	2,901,000	3,268,000	367,000	3,268,000
37441	CONCESSION-ADVERTISING	10,250,000	10,378,000	128,000	10,378,000
37499	CONCESSION-OTHERS	4,600,000	4,445,000	(155,000)	4,445,000
37501	CONCESSION-OTHERS-ITB	4,960,000	5,768,000	808,000	5,768,000
37512	CONCESSION REV-DUTY FREE IN BOND-ITB	27,233,000	30,853,000	3,620,000	30,853,000
37521	CONCESSION-GIFTS & MERCHANDISE	12,171,000	13,011,000	840,000	13,011,000
37522	CONCESSION REV-GIFTS & MERCHANDISE-ITB	1,214,000	1,385,000	171,000	1,385,000
37611	CONCESSION-CAR RENTAL	51,375,000	51,938,000	563,000	51,938,000
37621	OFF AIRPORT PRIVILEGE FEE	1,340,000	1,773,000	433,000	1,773,000
37711	CONCESSION-FOOD & BEVERAGE	14,833,000	15,132,000	299,000	15,132,000
37712	CONCESSION-FOOD & BEVERAGE-ITB	2,934,000	4,103,000	1,169,000	4,103,000
37911	TAXICABS	7,914,000	8,550,000	636,000	8,550,000
37921	GROUND TRANS TRIP FEES	7,956,000	14,788,000	6,832,000	14,788,000
38111	CNG SERVICES	71,000	77,000	6,000	77,000
44011	FED. HOMELAND SAFETY GRANTS - DIRECT	750,000	750,000		750,000
44939	FEDERAL DIRECT GRANT	21,500,000	21,500,000		21,500,000

Department: AIR : AIRPORT COMMISSION

2014-2015 Original Budget	2015-2016 Proposed Budget	2015-2016 vs 2014-2015	2016-2017 Proposed Budget	2016-2017 vs 2015-2016
---------------------------------	---------------------------------	---------------------------	---------------------------------	---------------------------

Sources of Funds Detail by Subobject

48923	PEACE OFFICER TRAINING	20,000	20,000		20,000	
67111	AIRLINE LANDING FEES	146,359,000	161,282,000	14,923,000	161,282,000	
67141	JET BRIDGE FEES	460,000	492,000	32,000	492,000	
67142	COMMON USE GATE FEES	912,000	1,228,000	316,000	1,228,000	
67151	PASSENGER FACILITY FEES	109,550,000	58,110,000	(51,440,000)	58,110,000	
67161	NON-SIGNATORY AIRLINE SURCHARGE FEES	164,000	403,000	239,000	403,000	
67213	RENTAL-AIRLINE NORTH TERMINAL	67,052,000	73,414,000	6,362,000	73,414,000	
67214	RENTAL-AIRLINE SOUTH TERMINAL	27,599,000	26,560,000	(1,039,000)	26,560,000	
67215	CUSTOMS CARGO FACILITY FEE	1,007,000	1,012,000	5,000	1,012,000	
67216	RENTAL-AIRLINE-ITB	82,301,000	89,883,000	7,582,000	89,883,000	
67217	RENTAL-AIRLINE-CUSTOMS FACILITIES-ITB	40,135,000	42,513,000	2,378,000	42,513,000	
67218	RENTAL-AIRLINE-T2	25,171,000	26,662,000	1,491,000	26,662,000	
67311	RENTAL-AIRLINE CARGO SPACE	6,915,000	5,115,000	(1,800,000)	5,115,000	
67321	RENTAL-AIRLINE GROUND LEASES	15,690,000	15,791,000	101,000	15,791,000	
67411	RENTAL-AIRCRAFT PARKING	5,000,000	5,000,000		5,000,000	
67421	RENTAL-AIRLINE; SUPERBAY HANGAR	8,149,000	8,352,000	203,000	8,352,000	
67511	AIRLINE SUPPORT SERVICES	12,112,000	13,810,000	1,698,000	13,810,000	
67521	TRANSPORTATION AND FACILITIES FEES	36,579,000	38,664,000	2,085,000	38,664,000	
67611	RENTAL TANK FARM AREA	1,399,000	1,440,000	41,000	1,440,000	
67651	FBO-OTHER SERVICES	12,752,000	13,130,000	378,000	13,130,000	
67711	PARKING - EMPLOYEES	9,128,000	9,383,000	255,000	9,383,000	
77211	SALE OF ELECTRICITY	22,996,000	25,518,000	2,522,000	25,518,000	
77311	WATER RESALE-SEWAGE DISPOSAL	5,430,000	6,712,000	1,282,000	6,712,000	
77611	SALE OF NATURAL GAS	291,000	342,000	51,000	342,000	
77911	LICENSES & PERMITS	1,269,000	1,353,000	84,000	1,353,000	
77921	COLLECTION CHARGES	292,000	275,000	(17,000)	275,000	
77931	REFUSE DISPOSAL	642,000	703,000	61,000	703,000	
77933	MISCELLANEOUS TERMINAL FEES	2,441,000	3,273,000	832,000	3,273,000	
77942	REIMBURSEMENT FROM SFOTEC	90,000	95,000	5,000	95,000	
77951	RENT-GOVERNMENTAL AGENCY	4,224,000	4,227,000	3,000	4,227,000	
77999	MISC AIRPORT REVENUE	114,000	112,000	(2,000)	112,000	
86599	EXP REC-GENERAL UNALLOCATED	8,585,402	9,215,869	630,467	9,308,594	92,725
865PO	EXP REC FR PORT COMMISSION (AAO)	55,000	57,000	2,000	57,000	
865UC	EXP REC FR PUC (AAO)	8,000		(8,000)		
9505A	ITI FR 5A-AIRPORT FUNDS	170,770,760	94,328,212	(76,442,548)	82,261,223	(12,066,989)
99999B	BEGINNING FUND BALANCE-BUDGET BASIS	69,429,479	36,480,618	(32,948,861)	35,276,362	(1,204,256)

Department: AIR : AIRPORT COMMISSION

2014-2015 Original Budget	2015-2016 Proposed Budget	2015-2016 vs 2014-2015	2016-2017 Proposed Budget	2016-2017 vs 2015-2016
---------------------------------	---------------------------------	---------------------------	---------------------------------	---------------------------

Sources of Funds Detail by Subobject

ELIMSD	TRANSFER ADJUSTMENTS-SOURCES	(242,878,166)	(170,787,284)	72,090,882	(161,479,255)	9,308,029
Total Sources by Funds		956,887,475	925,833,415	(31,054,060)	921,962,924	(3,870,491)

Uses of Funds Detail Appropriation

OPERATING:

5A AAA AAA: SFIA-OPERATING-NON-PROJ-CONTROLLED FD

001	SALARIES	126,669,429	134,087,851	7,418,422	138,483,583	4,395,732
013	MANDATORY FRINGE BENEFITS	66,381,994	64,518,278	(1,863,716)	66,060,188	1,541,910
020	OVERHEAD	1,766,036	1,723,614	(42,422)	1,723,614	
021	NON PERSONNEL SERVICES	100,635,403	105,777,607	5,142,204	105,777,607	
040	MATERIALS & SUPPLIES	17,299,310	17,342,576	43,266	17,342,576	
060	CAPITAL OUTLAY	2,722,336	1,972,180	(750,156)		(1,972,180)
070	DEBT SERVICE	390,477,686	424,391,269	33,913,583	424,391,269	
081	SERVICES OF OTHER DEPTS	62,577,294	67,458,496	4,881,202	70,639,957	3,181,461
091	OPERATING TRANSFERS OUT	38,431,713	40,877,463	2,445,750	41,834,313	956,850
095	INTRAFUND TRANSFERS OUT	61,220,760	36,218,212	(25,002,548)	24,151,223	(12,066,989)
ELU	TRANSFER ADJUSTMENTS-USES	(61,220,760)	(36,218,212)	25,002,548	(24,151,223)	12,066,989
SUB-TOTAL 5A AAA AAA		806,961,201	858,149,334	51,188,133	866,253,107	8,103,773
SUB-TOTAL OPERATING		806,961,201	858,149,334	51,188,133	866,253,107	8,103,773

ANNUAL PROJECTS:

5A AAA AAP: SFIA-OPERATING-ANNUAL PROJECTS

PYEAES	YOUTH EMPLOYMENT & ENVIRONMENTAL SVCS.	2,308,760	2,265,212	(43,548)	2,282,223	17,011
SUB-TOTAL 5A AAA AAP		2,308,760	2,265,212	(43,548)	2,282,223	17,011
SUB-TOTAL ANNUAL PROJECTS		2,308,760	2,265,212	(43,548)	2,282,223	17,011

CONTINUING PROJECTS:

5A AAA ACP: SFIA-CONTINUING PROJ-OPERATING FD

CATCLM	AIRPORT ANTICIPATED CLAIMS	(2,200,000)		2,200,000		
FAC550	WEST OF BAYSHORE FACILITY MAINTENANCE	(800,000)		800,000		
FAC800	FACILITY MAINTENANCE	14,559,511	12,084,000	(2,475,511)		(12,084,000)
MACART	AIRPORT MUSEUM ART ACQUISITION	(156,511)		156,511		
SUB-TOTAL 5A AAA ACP		11,403,000	12,084,000	681,000		(12,084,000)

Department: AIR : AIRPORT COMMISSION

2014-2015 Original Budget	2015-2016 Proposed Budget	2015-2016 vs 2014-2015	2016-2017 Proposed Budget	2016-2017 vs 2015-2016
---------------------------------	---------------------------------	---------------------------	---------------------------------	---------------------------

Uses of Funds Detail Appropriation

CONTINUING PROJECTS:

5A CPF 00B: 2000 SFIA ISSUE 24B NON AMT BONDS

CAC057	TERMINAL IMPROVEMENTS	3,823	(3,823)
	SUB-TOTAL 5A CPF 00B	3,823	(3,823)

5A CPF 01B: 2001 SFIA ISSUE 27B NON AMT BONDS

CAC057	TERMINAL IMPROVEMENTS	2,250	(2,250)
	SUB-TOTAL 5A CPF 01B	2,250	(2,250)

5A CPF 02A: 2002 SFIA ISSUE 28A AMT BONDS

CAC057	TERMINAL IMPROVEMENTS	4,009	(4,009)
	SUB-TOTAL 5A CPF 02A	4,009	(4,009)

5A CPF 03B: 2003 SFIA ISSUE 29B NON AMT BONDS

CAC057	TERMINAL IMPROVEMENTS	6,283	(6,283)
	SUB-TOTAL 5A CPF 03B	6,283	(6,283)

5A CPF 03C: 2004 SFIA ISSUE 30A AMT BONDS

CAC057	TERMINAL IMPROVEMENTS	42	(42)
	SUB-TOTAL 5A CPF 03C	42	(42)

5A CPF 04A: 2004 SFIA ISSUE 31A AMT BONDS

CAC057	TERMINAL IMPROVEMENTS	43,032	(43,032)
	SUB-TOTAL 5A CPF 04A	43,032	(43,032)

5A CPF 05A: 2005 SFIA ISSUE 31F REVENUE BONDS

CAC057	TERMINAL IMPROVEMENTS	699	(699)
	SUB-TOTAL 5A CPF 05A	699	(699)

5A CPF 05B: 2005 SFIA ISSUE 32 AUCTION RATE BONDS

CAC057	TERMINAL IMPROVEMENTS	112	(112)
	SUB-TOTAL 5A CPF 05B	112	(112)

5A CPF 13A: 2013 SFIA-SERIES 2013A AMT BONDS

CAC057	TERMINAL IMPROVEMENTS	381,013	(381,013)
	SUB-TOTAL 5A CPF 13A	381,013	(381,013)

5A CPF 13B: 2013 SFIA-SERIES 2013B NON-AMT BONDS

CAC057	TERMINAL IMPROVEMENTS	60,240	(60,240)
	SUB-TOTAL 5A CPF 13B	60,240	(60,240)

Department: AIR : AIRPORT COMMISSION

2014-2015 Original Budget	2015-2016 Proposed Budget	2015-2016 vs 2014-2015	2016-2017 Proposed Budget	2016-2017 vs 2015-2016
---------------------------------	---------------------------------	---------------------------	---------------------------------	---------------------------

Uses of Funds Detail Appropriation

CONTINUING PROJECTS:

5A CPF 13C: 2013 SFIA-SERIES 2013C TAXABLE BONDS

CAC057	TERMINAL IMPROVEMENTS	4,399	(4,399)
SUB-TOTAL 5A CPF 13C		4,399	(4,399)

5A CPF 77X: 1977 SFIA-REVENUE BOND FUND

CAC057	TERMINAL IMPROVEMENTS	17	(17)
SUB-TOTAL 5A CPF 77X		17	(17)

5A CPF 81X: 1981 SFIA-REVENUE BOND FUND

CAC057	TERMINAL IMPROVEMENTS	88	(88)
SUB-TOTAL 5A CPF 81X		88	(88)

5A CPF 83D: 1983 SFIA-SERIES "D" REV BOND FUND

CAC057	TERMINAL IMPROVEMENTS	56	(56)
SUB-TOTAL 5A CPF 83D		56	(56)

5A CPF 925: 1992 SFIA-ISSUE 5-MASTER PLAN BOND FD

CAC057	TERMINAL IMPROVEMENTS	2	(2)
SUB-TOTAL 5A CPF 925		2	(2)

5A CPF 926: 1992 SFIA-ISSUE 6-MASTER PLAN BOND FD

CAC057	TERMINAL IMPROVEMENTS	660	(660)
SUB-TOTAL 5A CPF 926		660	(660)

5A CPF 92B: 1992 SFIA-ISSUE 9B-NON-AMT BOND

CAC057	TERMINAL IMPROVEMENTS	231	(231)
SUB-TOTAL 5A CPF 92B		231	(231)

5A CPF 92C: 1992 SFIA-ISSUE 10A-AMT BONDS

CAC057	TERMINAL IMPROVEMENTS	10,416,242	(10,416,242)
SUB-TOTAL 5A CPF 92C		10,416,242	(10,416,242)

5A CPF 92F: 1992 SFIA-ISSUE 12A-AMT BONDS

CAC057	TERMINAL IMPROVEMENTS	11,716,968	(11,716,968)
SUB-TOTAL 5A CPF 92F		11,716,968	(11,716,968)

5A CPF 92G: 1992 SFIA-ISSUE 12B-AMT BONDS

CAC057	TERMINAL IMPROVEMENTS	1,961	(1,961)
SUB-TOTAL 5A CPF 92G		1,961	(1,961)

Department: AIR : AIRPORT COMMISSION

2014-2015 Original Budget	2015-2016 Proposed Budget	2015-2016 vs 2014-2015	2016-2017 Proposed Budget	2016-2017 vs 2015-2016
---------------------------------	---------------------------------	---------------------------	---------------------------------	---------------------------

Uses of Funds Detail Appropriation

CONTINUING PROJECTS:

5A CPF 92I: 1992 SFIA ISSUE 15A-COMM PAPER-AMT

CAC057	TERMINAL IMPROVEMENTS	24,871,322	(24,871,322)
SUB-TOTAL 5A CPF 92I		24,871,322	(24,871,322)

5A CPF 92L: 1992 SFIA ISSUE 15 AMT BONDS

CAC041	AIRPORT-WIDE INFRASTRUCTURE IMPROVEMENTS	(7,005)	7,005
CAC057	TERMINAL IMPROVEMENTS	7,005	(7,005)
SUB-TOTAL 5A CPF 92L			

5A CPF 92M: 1992 SFIA ISSUE 15 NON-AMT BONDS

CAC041	AIRPORT-WIDE INFRASTRUCTURE IMPROVEMENTS	(1,000)	1,000
CAC057	TERMINAL IMPROVEMENTS	1,092	(1,092)
SUB-TOTAL 5A CPF 92M		92	(92)

5A CPF 92N: 1992 SFIA ISSUE 16A AMT BONDS

CAC041	AIRPORT-WIDE INFRASTRUCTURE IMPROVEMENTS	(11,859)	11,859
CAC057	TERMINAL IMPROVEMENTS	11,859	(11,859)
SUB-TOTAL 5A CPF 92N			

5A CPF 92Q: 1992 SFIA ISSUE 18A AMT BONDS

CAC057	TERMINAL IMPROVEMENTS	20,861	(20,861)
SUB-TOTAL 5A CPF 92Q		20,861	(20,861)

5A CPF 92R: 1992 SFIA ISSUE 18B NON-AMT BONDS

CAC057	TERMINAL IMPROVEMENTS	422	(422)
SUB-TOTAL 5A CPF 92R		422	(422)

5A CPF 92S: 1992 SFIA ISSUE 19 NON-AMT BONDS

CAC041	AIRPORT-WIDE INFRASTRUCTURE IMPROVEMENTS	(6,166)	6,166
CAC057	TERMINAL IMPROVEMENTS	6,683	(6,683)
SUB-TOTAL 5A CPF 92S		517	(517)

5A CPF 92V: 1992 SFIA ISSUE 23A-AMT BONDS

CAC057	TERMINAL IMPROVEMENTS	7,429	(7,429)
SUB-TOTAL 5A CPF 92V		7,429	(7,429)

Department: AIR : AIRPORT COMMISSION

2014-2015 Original Budget	2015-2016 Proposed Budget	2015-2016 vs 2014-2015	2016-2017 Proposed Budget	2016-2017 vs 2015-2016
---------------------------------	---------------------------------	---------------------------	---------------------------------	---------------------------

Uses of Funds Detail Appropriation

CONTINUING PROJECTS:

5A CPF 92W: 1992 SFIA ISSUE 23B-NON AMT BONDS

CAC057	TERMINAL IMPROVEMENTS	3,603	(3,603)
SUB-TOTAL 5A CPF 92W		3,603	(3,603)

5A CPF 92X: 1992 SFIA ISSUE 25 AMT BONDS

CAC057	TERMINAL IMPROVEMENTS	8,516	(8,516)
SUB-TOTAL 5A CPF 92X		8,516	(8,516)

5A CPF 92Y: 1992 SFIA ISSUE 26A-AMT BONDS

CAC057	TERMINAL IMPROVEMENTS	14,927	(14,927)
SUB-TOTAL 5A CPF 92Y		14,927	(14,927)

5A CPF 92Z: 1992 SFIA ISSUE 26B-NON-AMT BONDS

CAC057	TERMINAL IMPROVEMENTS	5,247	(5,247)
SUB-TOTAL 5A CPF 92Z		5,247	(5,247)

5A CPF 932: 1993 SFIA-ISSUE 2-REFUNDING BONDS FD

CAC057	TERMINAL IMPROVEMENTS	752	(752)
SUB-TOTAL 5A CPF 932		752	(752)

5A CPF 933: 1993 SFIA-ISSUE 3-REFUNDING BONDS FD

CAC057	TERMINAL IMPROVEMENTS	297	(297)
SUB-TOTAL 5A CPF 933		297	(297)

5A CPF 934: 1993 SFIA-ISSUE 4-REFUNDING BONDS FD

CAC057	TERMINAL IMPROVEMENTS	61	(61)
SUB-TOTAL 5A CPF 934		61	(61)

5A CPF 96A: 1996 ISSUE 13T INFRASTRUCTURE BONDS

CAC041	AIRPORT-WIDE INFRASTRUCTURE IMPROVEMENTS	(20,041)	20,041
CAC057	TERMINAL IMPROVEMENTS	24,203	(24,203)
SUB-TOTAL 5A CPF 96A		4,162	(4,162)

5A CPF 96B: 1996 ISSUE 13B INFRASTRUCTURE AMT BONDS

CAC041	AIRPORT-WIDE INFRASTRUCTURE IMPROVEMENTS	(6,430)	6,430
CAC057	TERMINAL IMPROVEMENTS	26,144	(26,144)
SUB-TOTAL 5A CPF 96B		19,714	(19,714)

Department: AIR : AIRPORT COMMISSION

2014-2015 Original Budget	2015-2016 Proposed Budget	2015-2016 vs 2014-2015	2016-2017 Proposed Budget	2016-2017 vs 2015-2016
---------------------------------	---------------------------------	---------------------------	---------------------------------	---------------------------

Uses of Funds Detail Appropriation

CONTINUING PROJECTS:

5A CPF 98C: 1998 COMMERCIAL PAPER - SERIES 3 AMT

CAC041	AIRPORT-WIDE INFRASTRUCTURE IMPROVEMENTS	(792,803)		792,803	
CAC057	TERMINAL IMPROVEMENTS	853,986		(853,986)	
	SUB-TOTAL 5A CPF 98C	61,183		(61,183)	

5A CPF 98D: 1998 COMMERCIAL PAPER - SERIES 3 NON AMT

CAC041	AIRPORT-WIDE INFRASTRUCTURE IMPROVEMENTS	(23,459)		23,459	
CAC057	TERMINAL IMPROVEMENTS	37,147		(37,147)	
	SUB-TOTAL 5A CPF 98D	13,688		(13,688)	

5A CPF 98E: 1998 SFIA ISSUE 20 NON-AMT BONDS

CAC057	TERMINAL IMPROVEMENTS	181		(181)	
	SUB-TOTAL 5A CPF 98E	181		(181)	

5A CPF 99B: TAXABLE COMMERCIAL PAPER

CAC057	TERMINAL IMPROVEMENTS	2,671		(2,671)	
	SUB-TOTAL 5A CPF 99B	2,671		(2,671)	

5A CPF 9CP: 2009 SFIA CAPITAL PLAN

CAC055	PARKING IMPROVEMENTS	(400,368)		400,368	
CAC057	TERMINAL IMPROVEMENTS	9,937,581		(9,937,581)	
CAC060	UTILITY IMPROVEMENTS	(9,537,213)		9,537,213	
	SUB-TOTAL 5A CPF 9CP				

5A CPF AOF: SFIA-CAPITAL PROJECTS-OPERATING FUND

CAC041	AIRPORT-WIDE INFRASTRUCTURE IMPROVEMENTS	(1,193)		1,193	
CAC048	SAFETY & SECURITY IMPROVEMENTS	(1,218,676)		1,218,676	
CAC050	AIRPORT SUPPORT IMPROVEMENTS	(6,784,305)		6,784,305	4,869,000
CAC054	GROUND SIDE IMPROVEMENTS	14,080,761	4,869,000	(9,211,761)	(4,869,000)
CAC055	PARKING IMPROVEMENTS	(72,604)		72,604	
CAC057	TERMINAL IMPROVEMENTS	(1,488,206)		1,488,206	
CAC060	UTILITY IMPROVEMENTS	(6,777)		6,777	
	SUB-TOTAL 5A CPF AOF	4,509,000	4,869,000	360,000	4,869,000

5A CPF C2A: 2012 CP SERIES A - AMT APRIL-DEC

CAC057	TERMINAL IMPROVEMENTS	309,803		(309,803)	
	SUB-TOTAL 5A CPF C2A	309,803		(309,803)	

Department: AIR : AIRPORT COMMISSION

2014-2015 Original Budget	2015-2016 Proposed Budget	2015-2016 vs 2014-2015	2016-2017 Proposed Budget	2016-2017 vs 2015-2016
---------------------------------	---------------------------------	---------------------------	---------------------------------	---------------------------

Uses of Funds Detail Appropriation

CONTINUING PROJECTS:

5A CPF C2B: 2012 CP SERIES B NON-AMT APRIL-DEC

CAC057	TERMINAL IMPROVEMENTS	191,935	(191,935)
	SUB-TOTAL 5A CPF C2B	191,935	(191,935)

5A CPF C2C: 2012 CP SERIES C TAXABLE APRIL-DEC

CAC057	TERMINAL IMPROVEMENTS	47,680	(47,680)
	SUB-TOTAL 5A CPF C2C	47,680	(47,680)

5A CPF C3A: 2013 CP SERIES A - AMT JAN-JUN

CAC057	TERMINAL IMPROVEMENTS	9,368,081	(9,368,081)
	SUB-TOTAL 5A CPF C3A	9,368,081	(9,368,081)

5A CPF C3B: 2013 CP SERIES B NON-AMT JAN-JUN

CAC057	TERMINAL IMPROVEMENTS	240,040	(240,040)
	SUB-TOTAL 5A CPF C3B	240,040	(240,040)

5A CPF C3C: 2013 CP SERIES C TAXABLE JAN-JUN

CAC057	TERMINAL IMPROVEMENTS	249	(249)
	SUB-TOTAL 5A CPF C3C	249	(249)

5A CPF C8A: 2008 COMMERCIAL PAPER SERIES 1-AMT

CAC057	TERMINAL IMPROVEMENTS	19	(19)
	SUB-TOTAL 5A CPF C8A	19	(19)

5A CPF C8B: 2008 COMMERCIAL PAPER SERIES 1-NON-AMT

CAC057	TERMINAL IMPROVEMENTS	12	(12)
	SUB-TOTAL 5A CPF C8B	12	(12)

5A CPF C8G: 2008A NOTES SERIES AMT - JUL-DEC

CAC057	TERMINAL IMPROVEMENTS	23	(23)
	SUB-TOTAL 5A CPF C8G	23	(23)

5A CPF C8Y: 2008 CP SERIES A-AMT JUL-DEC

CAC057	TERMINAL IMPROVEMENTS	1,632	(1,632)
	SUB-TOTAL 5A CPF C8Y	1,632	(1,632)

5A CPF C8Z: 2008 CP SERIES B-NON-AMT JUL-DEC

CAC057	TERMINAL IMPROVEMENTS	2,667	(2,667)
	SUB-TOTAL 5A CPF C8Z	2,667	(2,667)

Department: AIR : AIRPORT COMMISSION

2014-2015 Original Budget	2015-2016 Proposed Budget	2015-2016 vs 2014-2015	2016-2017 Proposed Budget	2016-2017 vs 2015-2016
---------------------------------	---------------------------------	---------------------------	---------------------------------	---------------------------

Uses of Funds Detail Appropriation

CONTINUING PROJECTS:

5A CPF C9B: 2009 CP SERIES B-NON-AMT JAN-JUN

CAC057	TERMINAL IMPROVEMENTS	340		(340)	
	SUB-TOTAL 5A CPF C9B	340		(340)	

5A CPF C9Y: 2009 CP SERIES A-AMT JUL-DEC

CAC057	TERMINAL IMPROVEMENTS	29,859		(29,859)	
	SUB-TOTAL 5A CPF C9Y	29,859		(29,859)	

5A CPF UNA: SFIA-CAPITAL PROJECTS-UNALLOCATED

CAC041	AIRPORT-WIDE INFRASTRUCTURE IMPROVEMENTS	(7,788)		7,788	
CAC057	TERMINAL IMPROVEMENTS	7,788		(7,788)	
	SUB-TOTAL 5A CPF UNA				

SUB-TOTAL CONTINUING PROJECTS		73,782,112	16,953,000	(56,829,112)	4,869,000	(12,084,000)
--------------------------------------	--	-------------------	-------------------	---------------------	------------------	---------------------

GRANTS:

5A CPF FED: SFIA-CAPITAL PROJECTS-FEDERAL FUND

ACFFED	ANTICIPATED FEDERAL GRANTS	21,500,000	21,500,000		21,500,000	
	SUB-TOTAL 5A CPF FED	21,500,000	21,500,000		21,500,000	

5A SRF K9F: SFIA K9 EXPLOSIVES PROGRAM

ACFFED	ANTICIPATED FEDERAL GRANTS	750,000	750,000		750,000	
	SUB-TOTAL 5A SRF K9F	750,000	750,000		750,000	

SUB-TOTAL GRANTS		22,250,000	22,250,000		22,250,000	
-------------------------	--	-------------------	-------------------	--	-------------------	--

WORK ORDERS/OVERHEAD:

5A AAA OHF: OVERHEAD FUND

AIR08	BUREAU OF DESIGN & CONSTRUCTION	5,105,739	5,591,347	485,608	5,694,648	103,301
	SUB-TOTAL 5A AAA OHF	5,105,739	5,591,347	485,608	5,694,648	103,301

5A AAA PEB: OTHR-POST-EMPLOYMENT BENEFIT FND-GASB 45

AIR02	BUSINESS AND FINANCE	43,000,000	17,000,000	(26,000,000)	17,000,000	
	SUB-TOTAL 5A AAA PEB	43,000,000	17,000,000	(26,000,000)	17,000,000	

Department: AIR : AIRPORT COMMISSION

2014-2015 Original Budget	2015-2016 Proposed Budget	2015-2016 vs 2014-2015	2016-2017 Proposed Budget	2016-2017 vs 2015-2016
---------------------------------	---------------------------------	---------------------------	---------------------------------	---------------------------

Uses of Funds Detail Appropriation

WORK ORDERS/OVERHEAD:

5A AAA PTO: PAID TIME OFF FUND

AIR08	BUREAU OF DESIGN & CONSTRUCTION	3,479,663	3,624,522	144,859	3,613,946	(10,576)
SUB-TOTAL 5A AAA PTO		3,479,663	3,624,522	144,859	3,613,946	(10,576)
SUB-TOTAL WORK ORDERS/OVERHEAD		51,585,402	26,215,869	(25,369,533)	26,308,594	92,725
Total Uses of Funds		956,887,475	925,833,415	(31,054,060)	921,962,924	(3,870,491)

Department: ART : ARTS COMMISSION

2014-2015 Original Budget	2015-2016 Proposed Budget	2015-2016 vs 2014-2015	2016-2017 Proposed Budget	2016-2017 vs 2015-2016
---------------------------------	---------------------------------	---------------------------	---------------------------------	---------------------------

Fund Summary

1G AGF	GENERAL FUND	9,627,262	10,115,168	487,906	10,947,652	832,484
2S CRF	CULTURE & RECREATION SPEC REV FD	4,421,583	4,328,550	(93,033)	4,339,135	10,585
2S NDF	NEIGHBORHOOD DEVELOPMENT SPEC REV FD	20,000	20,000		25,000	5,000
Total Sources by Funds		14,068,845	14,463,718	394,873	15,311,787	848,069

Program Summary

EEJ	ART COMMISSION-ADMINISTRATION	1,779,001	898,250	(880,751)	816,100	(82,150)
EER	CIVIC COLLECTION	928,177	1,245,379	317,202	1,072,206	(173,173)
EET	CIVIC DESIGN	194,595	136,039	(58,556)	138,787	2,748
EEX	COMMUNITY ARTS & EDUCATION-GENERAL ADMIN	4,019,975	670,567	(3,349,408)	1,780,295	1,109,728
EEY	COMMUNITY INVESTMENTS		7,463,581	7,463,581	7,501,260	37,679
EEP	CULTURAL EQUITY	3,096,007		(3,096,007)		
EEV	EDUCATIONAL PROGRAMS	764,041	583,017	(181,024)	563,017	(20,000)
EES	GALLERY	504,462	559,751	55,289	520,151	(39,600)
EEQ	MUNICIPAL SYMPHONY CONCERTS	2,260,000	2,380,000	120,000	2,380,000	
EEN	PUBLIC ART	129,586	129,586		134,586	5,000
EEM	STREET ARTISTS	393,001	397,548	4,547	405,385	7,837
Total Uses by Program		14,068,845	14,463,718	394,873	15,311,787	848,069

Character Summary

001	SALARIES	2,514,987	2,613,614	98,627	2,690,566	76,952
013	MANDATORY FRINGE BENEFITS	1,189,850	1,137,812	(52,038)	1,158,911	21,099
020	OVERHEAD	(358,026)	(363,134)	(5,108)	(372,543)	(9,409)
021	NON PERSONNEL SERVICES	3,384,549	3,156,036	(228,513)	3,080,653	(75,383)
038	CITY GRANT PROGRAMS	4,575,923	5,722,104	1,146,181	5,720,902	(1,202)
040	MATERIALS & SUPPLIES	980,110	330,110	(650,000)	30,110	(300,000)
060	CAPITAL OUTLAY	959,500	969,100	9,600	2,141,400	1,172,300
06F	FACILITIES MAINTENANCE	194,000	203,700	9,700	213,886	10,186
06P	PROGRAMMATIC PROJECTS	75,800	75,800		75,800	
081	SERVICES OF OTHER DEPTS	552,152	618,576	66,424	572,102	(46,474)
Total Uses by Character		14,068,845	14,463,718	394,873	15,311,787	848,069

Department: ART : ARTS COMMISSION

2014-2015 Original Budget	2015-2016 Proposed Budget	2015-2016 vs 2014-2015	2016-2017 Proposed Budget	2016-2017 vs 2015-2016
---------------------------------	---------------------------------	---------------------------	---------------------------------	---------------------------

Reserved Appropriations

CONTROLLER RESERVES:

CONTINUING PROJECTS: 2S NDF MOC:

CARMOC	DEVELOPMENT IMPACT FEE - MARKET & OCTAVI	20,000	20,000	25,000	5,000
SUB-TOTAL CONTROLLER RESERVES		20,000	20,000	25,000	5,000
Total Reserved Appropriations		20,000	20,000	25,000	5,000

Sources of Funds Detail by Subobject

20360	STREET ARTIST CERTIFICATION FEES	334,685	268,125	(66,560)	275,250	7,125
49997	CITY DEPTS REVENUE FROM OCII	60,000		(60,000)		
60127	CIVIC DESIGN FEE - ARTS COMMISSION	134,595	136,039	1,444	138,787	2,748
60155	CITY HALL TOURS	3,500	3,500		3,500	
62841	ART COMM SYMPHONY CONCERTS	794,034	794,034		794,034	
62849	ART COMM OTHER PERFORMANCES	4,000	4,000		4,000	
66501	TRANSIT ADVERTISING	281,627	242,603	(39,024)	242,603	
75415	COMMUNITY IMPROVEMENT IMPACT FEE	20,000	20,000		25,000	5,000
865AC	EXP REC FR AIRPORT (AAO)	31,025	31,025		31,025	
865CA	EXP REC FR ADM (AAO)	441,229	441,229		441,229	
865CH	EXP REC FR CHILD;YOUTH & FAM (AAO)	100,000	100,000		100,000	
865LB	EXP REC FR PUBLIC LIBRARY (AAO)	180,000	180,000		180,000	
865PW	EXP REC FR PUBLIC WORKS (AAO)	150,000	150,000		150,000	
865RP	EXP REC FR REC & PARK (AAO)	13,000	13,000		13,000	
9301G	OTI FR 1G-GENERAL FUND	3,606,676	3,677,783	71,107	3,678,495	712
9501G	ITI FR 1G-GENERAL FUND	55,000		(55,000)		
9502F	ITI FR 2S/CRF-CULTURE & RECREATION FD		55,000	55,000	55,000	
GFS (1)	GENERAL FUND SUPPORT	7,859,474	8,347,380	487,906	9,179,864	832,484
Total Sources by Funds		14,068,845	14,463,718	394,873	15,311,787	848,069

(1) This figure represents the nondepartmental (citywide) general fund revenues required to support the department's operations.

Uses of Funds Detail Appropriation

OPERATING:

1G AGF AAA: GF-NON-PROJECT-CONTROLLED

Department: ART : ARTS COMMISSION

2014-2015 Original Budget	2015-2016 Proposed Budget	2015-2016 vs 2014-2015	2016-2017 Proposed Budget	2016-2017 vs 2015-2016
---------------------------------	---------------------------------	---------------------------	---------------------------------	---------------------------

Uses of Funds Detail Appropriation

OPERATING:

1G AGF AAA: GF-NON-PROJECT-CONTROLLED

001	SALARIES	1,341,099	1,121,326	(219,773)	1,153,489	32,163
013	MANDATORY FRINGE BENEFITS	647,316	512,650	(134,666)	530,859	18,209
020	OVERHEAD	(1,453,281)	(1,482,771)	(29,490)	(1,515,984)	(33,213)
021	NON PERSONNEL SERVICES	147,784	197,784	50,000	147,784	(50,000)
038	CITY GRANT PROGRAMS	646,636		(646,636)		
040	MATERIALS & SUPPLIES	30,110	30,110		30,110	
081	SERVICES OF OTHER DEPTS	552,152	515,151	(37,001)	465,842	(49,309)
	SUB-TOTAL 1G AGF AAA	1,911,816	894,250	(1,017,566)	812,100	(82,150)

2S CRF CCF: CULTURAL CENTERS (FACILITIES)

038	CITY GRANT PROGRAMS	1,538,039		(1,538,039)		
06P	PROGRAMMATIC PROJECTS	75,800		(75,800)		
	SUB-TOTAL 2S CRF CCF	1,613,839		(1,613,839)		

2S CRF CEE: CULTURAL EQUITY ENDOWMENT

038	CITY GRANT PROGRAMS	1,934,521	3,472,560	1,538,039	3,472,560	
06P	PROGRAMMATIC PROJECTS		75,800	75,800	75,800	
	SUB-TOTAL 2S CRF CEE	1,934,521	3,548,360	1,613,839	3,548,360	

	SUB-TOTAL OPERATING	5,460,176	4,442,610	(1,017,566)	4,360,460	(82,150)
--	----------------------------	------------------	------------------	--------------------	------------------	-----------------

ANNUAL PROJECTS:

1G AGF AAP: GF-ANNUAL PROJECT

FAR211	CIVIC COLLECTION - MAINTENANCE	406,152	661,204	255,052	420,273	(240,931)
FARCOL	MAINTENANCE - CIVIC COLLECTION	83,000	87,150	4,150	91,508	4,358
PAR004	ART COMMISSION - SYMPHONY ORCHESTRA	2,260,000	2,380,000	120,000	2,380,000	
PAR30T	3RD ON THIRD EVENTS	120,000		(120,000)		
PARBOS	BOS FUNDING	162,000	20,000	(142,000)		(20,000)
PARCAE	CAE PROGRAM PROJECT	471,821	57,917	(413,904)	57,917	
PARCEG	CULTURE EQUITY GRANT-ADMINISTRATION	30,436		(30,436)		
PARGAL	GALLERIES-ADMINISTRATION	504,462	559,751	55,289	520,151	(39,600)
	SUB-TOTAL 1G AGF AAP	4,037,871	3,766,022	(271,849)	3,469,849	(296,173)

	SUB-TOTAL ANNUAL PROJECTS	4,037,871	3,766,022	(271,849)	3,469,849	(296,173)
--	----------------------------------	------------------	------------------	------------------	------------------	------------------

Department: ART : ARTS COMMISSION

2014-2015 Original Budget	2015-2016 Proposed Budget	2015-2016 vs 2014-2015	2016-2017 Proposed Budget	2016-2017 vs 2015-2016
---------------------------------	---------------------------------	---------------------------	---------------------------------	---------------------------

Uses of Funds Detail Appropriation

CONTINUING PROJECTS:

1G AGF ACP: GF-CONTINUING PROJECTS

CARACH	AAACC - HVAC		246,100	246,100		(246,100)
CARBVF	BVOH - FIRE PANEL		250,000	250,000		(250,000)
CARCVC	CIVIC COLLEC N RESTORATION; ASSMT & TRTMT	395,000	453,000	58,000	516,400	63,400
CARMCF	MCCLA - FIRE PANEL	544,500		(544,500)		
CARMCH	MCCLA - HVAC				600,000	600,000
CARMCL	MCCLA - ELEVATOR RETROFIT				1,000,000	1,000,000
CARWAR	ART MOVE TO VETERANS BUILDING	1,022,000		(1,022,000)		
FARCTR	MAINTENANCE - CULTRAL CENTERS	111,000	116,550	5,550	122,378	5,828
PARCEG	CULTURE EQUITY GRANT-ADMINISTRATION	1,131,050		(1,131,050)		
PARCIP	COMMUNITY INVESTMENTS ADMIN		3,915,221	3,915,221	3,952,900	37,679
	SUB-TOTAL 1G AGF ACP	3,203,550	4,980,871	1,777,321	6,191,678	1,210,807

2S CRF ACA: ARTS COM-PUBLIC ARTS FUND

PAR054	PUBLIC ART - MARKET STREET ART	109,586	109,586		109,586	
PAR055	PUBLIC ART - JC DECAUX	4,000	4,000		4,000	
PAR056	COM. ARTS & ED - YOUTH ARTS	172,041	133,017	(39,024)	133,017	
PAR516	ARTS COMMISSION-CIVIC DESIGN	194,595	136,039	(58,556)	138,787	2,748
	SUB-TOTAL 2S CRF ACA	480,222	382,642	(97,580)	385,390	2,748

2S CRF ACB: ARTS COM-STREET ARTIST PROGRAM FUND

PAR102	STREET ARTIST LICENSE ADMINISTRATION	393,001	397,548	4,547	405,385	7,837
	SUB-TOTAL 2S CRF ACB	393,001	397,548	4,547	405,385	7,837

2S NDF MOC: MARKET & OCTAVIA COMMUNITY IMPROVEMENT

CARMOC	DEVELOPMENT IMPACT FEE - MARKET & OCTAVI	20,000	20,000		25,000	5,000
	SUB-TOTAL 2S NDF MOC	20,000	20,000		25,000	5,000

SUB-TOTAL CONTINUING PROJECTS

4,096,773	5,781,061	1,684,288	7,007,453	1,226,392
------------------	------------------	------------------	------------------	------------------

WORK ORDERS/OVERHEAD:

1G AGF WOF: GENERAL FUND WORK ORDER FUND

ART04	PUBLIC ARTS & COLLECTIONS	44,025	44,025		44,025	
-------	---------------------------	--------	--------	--	--------	--

Department: ART : ARTS COMMISSION

2014-2015 Original Budget	2015-2016 Proposed Budget	2015-2016 vs 2014-2015	2016-2017 Proposed Budget	2016-2017 vs 2015-2016
---------------------------------	---------------------------------	---------------------------	---------------------------------	---------------------------

Uses of Funds Detail Appropriation

WORK ORDERS/OVERHEAD:

1G AGF WOF: GENERAL FUND WORK ORDER FUND

ART08 COMMUNITY ART & EDUCATION

430,000

430,000

430,000

SUB-TOTAL 1G AGF WOF

474,025

474,025

474,025

SUB-TOTAL WORK ORDERS/OVERHEAD

474,025

474,025

474,025

Total Uses of Funds

14,068,845

14,463,718

394,873

15,311,787

848,069

Department: AAM : ASIAN ART MUSEUM

2014-2015 Original Budget	2015-2016 Proposed Budget	2015-2016 vs 2014-2015	2016-2017 Proposed Budget	2016-2017 vs 2015-2016
---------------------------------	---------------------------------	---------------------------	---------------------------------	---------------------------

Fund Summary

1G AGF	GENERAL FUND	8,768,412	9,603,133	834,721	9,603,158	25
2S CRF	CULTURE & RECREATION SPEC REV FD	687,967	686,499	(1,468)	695,000	8,501
Total Sources by Funds		9,456,379	10,289,632	833,253	10,298,158	8,526

Program Summary

EI	ASIAN ARTS MUSEUM	9,456,379	10,289,632	833,253	10,298,158	8,526
Total Uses by Program		9,456,379	10,289,632	833,253	10,298,158	8,526

Character Summary

001	SALARIES	4,356,904	4,517,478	160,574	4,636,370	118,892
013	MANDATORY FRINGE BENEFITS	1,940,169	1,860,565	(79,604)	1,885,148	24,583
020	OVERHEAD	22,393	22,927	534	22,927	
021	NON PERSONNEL SERVICES	1,553,719	2,156,598	602,879	2,156,654	56
060	CAPITAL OUTLAY	332,000	396,607	64,607	182,156	(214,451)
06F	FACILITIES MAINTENANCE	228,725	240,161	11,436	252,169	12,008
081	SERVICES OF OTHER DEPTS	1,016,036	1,095,296	79,260	1,162,734	67,438
098	UNAPPROPRIATED REVENUE-DESIGNATED	6,433		(6,433)		
Total Uses by Character		9,456,379	10,289,632	833,253	10,298,158	8,526

Sources of Funds Detail by Subsubject

62851	MUSEUM EXHIBITION ADMISSION	687,967	686,499	(1,468)	695,000	8,501
GFS (1)	GENERAL FUND SUPPORT	8,768,412	9,603,133	834,721	9,603,158	25
Total Sources by Funds		9,456,379	10,289,632	833,253	10,298,158	8,526

(1) This figure represents the nondepartmental (citywide) general fund revenues required to support the department's operations.

Uses of Funds Detail Appropriation

OPERATING:

1G AGF AAA: GF-NON-PROJECT-CONTROLLED

001	SALARIES	4,142,258	4,295,969	153,711	4,408,879	112,910
-----	----------	-----------	-----------	---------	-----------	---------

Department: AAM : ASIAN ART MUSEUM

2014-2015 Original Budget	2015-2016 Proposed Budget	2015-2016 vs 2014-2015	2016-2017 Proposed Budget	2016-2017 vs 2015-2016
---------------------------------	---------------------------------	---------------------------	---------------------------------	---------------------------

Uses of Funds Detail Appropriation

OPERATING:

1G AGF AAA: GF-NON-PROJECT-CONTROLLED

013	MANDATORY FRINGE BENEFITS	1,799,040	1,724,747	(74,293)	1,746,867	22,120
021	NON PERSONNEL SERVICES	1,250,353	1,850,353	600,000	1,850,353	
060	CAPITAL OUTLAY				182,156	182,156
081	SERVICES OF OTHER DEPTS	1,016,036	1,095,296	79,260	1,162,734	67,438
	SUB-TOTAL 1G AGF AAA	8,207,687	8,966,365	758,678	9,350,989	384,624
	SUB-TOTAL OPERATING	8,207,687	8,966,365	758,678	9,350,989	384,624

ANNUAL PROJECTS:

1G AGF AAP: GF-ANNUAL PROJECT

CAA003	EMERGENCY LEAK REPAIR		10,000	10,000		(10,000)
CAAMRP	MUSEUM REPAIR PROJECTS		386,607	386,607		(386,607)
FAA06F	AAM - FACILITY MAINTENANCE	385,725	240,161	(145,564)	252,169	12,008
FAAFAC	AAM - FACILITIES MAINTENANCE	175,000		(175,000)		
	SUB-TOTAL 1G AGF AAP	560,725	636,768	76,043	252,169	(384,599)
	SUB-TOTAL ANNUAL PROJECTS	560,725	636,768	76,043	252,169	(384,599)

CONTINUING PROJECTS:

2S CRF RPD: MUSEUMS ADMISSION FUND

PAA002	ASIAN ARTS OPERATING REV/EXP	687,967	686,499	(1,468)	695,000	8,501
	SUB-TOTAL 2S CRF RPD	687,967	686,499	(1,468)	695,000	8,501
	SUB-TOTAL CONTINUING PROJECTS	687,967	686,499	(1,468)	695,000	8,501
	Total Uses of Funds	9,456,379	10,289,632	833,253	10,298,158	8,526

Department: ASR : ASSESSOR / RECORDER

2014-2015 Original Budget	2015-2016 Proposed Budget	2015-2016 vs 2014-2015	2016-2017 Proposed Budget	2016-2017 vs 2015-2016
---------------------------------	---------------------------------	---------------------------	---------------------------------	---------------------------

Fund Summary

1G AGF	GENERAL FUND	21,969,761	22,678,775	709,014	22,778,532	99,757
2S GSF	GENERAL SERVICES SPECIAL REVENUE FUND	1,887,407	2,325,104	437,697	2,328,231	3,127
Total Sources by Funds		23,857,168	25,003,879	1,146,711	25,106,763	102,884

Program Summary

FDK	PERSONAL PROPERTY	2,958,157	2,791,990	(166,167)	2,850,466	58,476
FDJ	REAL PROPERTY	7,100,784	10,866,457	3,765,673	10,914,027	47,570
FCG	RECORDER	1,887,407	1,865,104	(22,303)	1,803,231	(61,873)
FDL	TECHNICAL SERVICES	10,477,703	8,290,451	(2,187,252)	8,277,826	(12,625)
FEH	TRANSFER TAX	1,433,117	1,189,877	(243,240)	1,261,213	71,336
Total Uses by Program		23,857,168	25,003,879	1,146,711	25,106,763	102,884

Character Summary

001	SALARIES	12,693,167	14,675,386	1,982,219	15,185,200	509,814
013	MANDATORY FRINGE BENEFITS	5,697,372	6,107,140	409,768	6,207,158	100,018
020	OVERHEAD	205,659	126,983	(78,676)	126,983	
021	NON PERSONNEL SERVICES	1,586,559	955,497	(631,062)	930,497	(25,000)
040	MATERIALS & SUPPLIES	109,059	85,020	(24,039)	54,250	(30,770)
06P	PROGRAMMATIC PROJECTS	1,493,354	865,145	(628,209)	413,104	(452,041)
081	SERVICES OF OTHER DEPTS	2,058,885	2,188,708	129,823	2,189,571	863
098	UNAPPROPRIATED REVENUE-DESIGNATED	13,113		(13,113)		
Total Uses by Character		23,857,168	25,003,879	1,146,711	25,106,763	102,884

Sources of Funds Detail by Subobject

48999	OTHER STATE GRANTS & SUBVENTIONS		460,000	460,000	525,000	65,000
60115	RECORDING FEES	4,198,294	3,302,959	(895,335)	3,241,086	(61,873)
60116	RECORDER-RE RECORDATION FEE	41,000	24,000	(17,000)	24,000	
60143	VITAL & HEALTH STATISTICS FEE STA	30,113	43,000	12,887	43,000	
60152	SOCIAL SECURITY NUMBER TRUNCATION FEE	178,000	150,000	(28,000)	150,000	
60199	OTHER GENERAL GOVERNMENT CHARGES	270,000	270,000		270,000	
865BI	EXP REC FR BLDG INSPECTION (AAO)	1,250,000	1,350,000	100,000	1,350,000	
99999B	BEGINNING FUND BALANCE-BUDGET BASIS		505,145	505,145	505,145	

Department: ASR : ASSESSOR / RECORDER

2014-2015 Original Budget	2015-2016 Proposed Budget	2015-2016 vs 2014-2015	2016-2017 Proposed Budget	2016-2017 vs 2015-2016
---------------------------------	---------------------------------	---------------------------	---------------------------------	---------------------------

Sources of Funds Detail by Subobject

GFS (1)	GENERAL FUND SUPPORT	17,889,761	18,898,775	1,009,014	18,998,532	99,757
Total Sources by Funds		23,857,168	25,003,879	1,146,711	25,106,763	102,884

(1) This figure represents the nondepartmental (citywide) general fund revenues required to support the department's operations.

Uses of Funds Detail Appropriation

OPERATING:

1G AGF AAA: GF-NON-PROJECT-CONTROLLED

001	SALARIES	10,145,413	12,769,259	2,623,846	13,290,171	520,912
013	MANDATORY FRINGE BENEFITS	4,445,825	5,189,546	743,721	5,316,470	126,924
021	NON PERSONNEL SERVICES	528,320	598,320	70,000	573,320	(25,000)
040	MATERIALS & SUPPLIES	59,000	59,000		59,000	
081	SERVICES OF OTHER DEPTS	1,358,885	1,488,708	129,823	1,489,571	863
SUB-TOTAL 1G AGF AAA		16,537,443	20,104,833	3,567,390	20,728,532	623,699
SUB-TOTAL OPERATING		16,537,443	20,104,833	3,567,390	20,728,532	623,699

CONTINUING PROJECTS:

1G AGF ACP: GF-CONTINUING PROJECTS

PAS002	TECHNOLOGY INFRASTRUCTURE	400,000		(400,000)		
PASAAR	ASSESSMENT APPEALS RESEARCH	3,782,318	863,942	(2,918,376)	700,000	(163,942)
PASPTR	PROPERTY TAX ASSESSMENT SYS REPLACEMENT		360,000	360,000		(360,000)
SUB-TOTAL 1G AGF ACP		4,182,318	1,223,942	(2,958,376)	700,000	(523,942)

2S GSF SAF: STATE AUTHORIZED SPECIAL REV FUND

PAS006	SOCIAL SECURITY NUMBER TRUNCATION	178,000	655,145	477,145	563,104	(92,041)
PAS007	RECORDER - ERECORDING	176,000	150,000	(26,000)	150,000	
PRR003	DOC STORAGE CONVER FUND AB3332	227,418	150,172	(77,246)	153,625	3,453
PRR008	PAGE RECORDERS MODERNIZATION	861,597	547,438	(314,159)	567,499	20,061
PRR021	ASSESSOR 10% ALLOC REAL ESTATE REC FEE	41,000	24,000	(17,000)	24,000	
PRR061	RECORDER INDEXING PROJECT	373,279	295,349	(77,930)	302,003	6,654
SUB-TOTAL 2S GSF SAF		1,857,294	1,822,104	(35,190)	1,760,231	(61,873)

Department: ASR : ASSESSOR / RECORDER

2014-2015 Original Budget	2015-2016 Proposed Budget	2015-2016 vs 2014-2015	2016-2017 Proposed Budget	2016-2017 vs 2015-2016
---------------------------------	---------------------------------	---------------------------	---------------------------------	---------------------------

Uses of Funds Detail Appropriation

CONTINUING PROJECTS:

2S GSF VHS: VITAL & HLTH STATISTICS FEES

PRR010	STATISTICS FEE COLLECTION-RECORDER	30,113	43,000	12,887	43,000
SUB-TOTAL 2S GSF VHS		30,113	43,000	12,887	43,000

SUB-TOTAL CONTINUING PROJECTS		6,069,725	3,089,046	(2,980,679)	2,503,231	(585,815)
--------------------------------------	--	------------------	------------------	--------------------	------------------	------------------

GRANTS:

2S GSF GNC: GRANTS; NON-PROJECT; CONTINUING

ASCAPA	CA ASSESSOR'S PARTNERSHIP AGREEMENT PROG		460,000	460,000	525,000	65,000
SUB-TOTAL 2S GSF GNC			460,000	460,000	525,000	65,000

SUB-TOTAL GRANTS			460,000	460,000	525,000	65,000
-------------------------	--	--	----------------	----------------	----------------	---------------

WORK ORDERS/OVERHEAD:

1G AGF WOF: GENERAL FUND WORK ORDER FUND

ASR01	REAL PROPERTY	1,250,000	1,350,000	100,000	1,350,000
SUB-TOTAL 1G AGF WOF		1,250,000	1,350,000	100,000	1,350,000

SUB-TOTAL WORK ORDERS/OVERHEAD		1,250,000	1,350,000	100,000	1,350,000
---------------------------------------	--	------------------	------------------	----------------	------------------

Total Uses of Funds		23,857,168	25,003,879	1,146,711	25,106,763	102,884
----------------------------	--	-------------------	-------------------	------------------	-------------------	----------------

Department: PAB : BOARD OF APPEALS

2014-2015 Original Budget	2015-2016 Proposed Budget	2015-2016 vs 2014-2015	2016-2017 Proposed Budget	2016-2017 vs 2015-2016
---------------------------------	---------------------------------	---------------------------	---------------------------------	---------------------------

Fund Summary

1G AGF	GENERAL FUND	964,380	928,604	(35,776)	947,147	18,543
Total Sources by Funds		964,380	928,604	(35,776)	947,147	18,543

Program Summary

BAH	APPEALS PROCESSING	964,380	928,604	(35,776)	947,147	18,543
Total Uses by Program		964,380	928,604	(35,776)	947,147	18,543

Character Summary

001	SALARIES	423,773	435,473	11,700	447,951	12,478
013	MANDATORY FRINGE BENEFITS	232,240	193,142	(39,098)	197,652	4,510
021	NON PERSONNEL SERVICES	74,192	74,192		74,192	
040	MATERIALS & SUPPLIES	9,398	9,398		9,398	
081	SERVICES OF OTHER DEPTS	224,777	216,399	(8,378)	217,954	1,555
Total Uses by Character		964,380	928,604	(35,776)	947,147	18,543

Sources of Funds Detail by Subsubject

60124	PERMIT APPLICATION FILING FEES	46,037	46,037		46,037	
60126	BOARD OF APPEALS SURCHARGE	918,343	882,567	(35,776)	901,110	18,543
Total Sources by Funds		964,380	928,604	(35,776)	947,147	18,543

Uses of Funds Detail Appropriation

OPERATING:

1G AGF AAA: GF-NON-PROJECT-CONTROLLED

001	SALARIES	423,773	435,473	11,700	447,951	12,478
013	MANDATORY FRINGE BENEFITS	232,240	193,142	(39,098)	197,652	4,510
021	NON PERSONNEL SERVICES	74,192	74,192		74,192	
040	MATERIALS & SUPPLIES	9,398	9,398		9,398	

Department: PAB : BOARD OF APPEALS

2014-2015 Original Budget	2015-2016 Proposed Budget	2015-2016 vs 2014-2015	2016-2017 Proposed Budget	2016-2017 vs 2015-2016
---------------------------------	---------------------------------	---------------------------	---------------------------------	---------------------------

Uses of Funds Detail Appropriation

OPERATING:

1G AGF AAA: GF-NON-PROJECT-CONTROLLED

081	SERVICES OF OTHER DEPTS	224,777	216,399	(8,378)	217,954	1,555
	SUB-TOTAL 1G AGF AAA	964,380	928,604	(35,776)	947,147	18,543
	SUB-TOTAL OPERATING	964,380	928,604	(35,776)	947,147	18,543
	Total Uses of Funds	964,380	928,604	(35,776)	947,147	18,543

Department: BOS : BOARD OF SUPERVISORS

2014-2015 Original Budget	2015-2016 Proposed Budget	2015-2016 vs 2014-2015	2016-2017 Proposed Budget	2016-2017 vs 2015-2016
---------------------------------	---------------------------------	---------------------------	---------------------------------	---------------------------

Fund Summary

1G AGF	GENERAL FUND	13,467,197	14,529,336	1,062,139	14,259,713	(269,623)
2S GSF	GENERAL SERVICES SPECIAL REVENUE FUND	18,000	18,000		18,000	
Total Sources by Funds		13,485,197	14,547,336	1,062,139	14,277,713	(269,623)

Program Summary

FAQ	BOARD - LEGISLATIVE ANALYSIS	2,045,000	2,110,213	65,213	2,126,950	16,737
FAA	BOARD OF SUPERVISOR	7,014,046	7,384,150	370,104	7,581,238	197,088
FAL	CHILDREN'S BASELINE	275,558	277,802	2,244	284,345	6,543
FAE	CLERK OF THE BOARD	4,150,593	4,626,408	475,815	4,285,180	(341,228)
FAT	LOCAL AGENCY FORMATION		148,763	148,763		(148,763)
Total Uses by Program		13,485,197	14,547,336	1,062,139	14,277,713	(269,623)

Character Summary

001	SALARIES	7,034,757	7,614,298	579,541	7,776,009	161,711
013	MANDATORY FRINGE BENEFITS	3,070,615	3,058,643	(11,972)	3,089,683	31,040
021	NON PERSONNEL SERVICES	2,877,677	3,521,504	643,827	3,058,241	(463,263)
040	MATERIALS & SUPPLIES	93,401	98,897	5,496	93,401	(5,496)
060	CAPITAL OUTLAY	38,509		(38,509)		
06P	PROGRAMMATIC PROJECTS	109,545		(109,545)		
081	SERVICES OF OTHER DEPTS	260,693	253,994	(6,699)	260,379	6,385
Total Uses by Character		13,485,197	14,547,336	1,062,139	14,277,713	(269,623)

Sources of Funds Detail by Subsubject

60147	BOS - PLANNING APPEALS SURCHARGE	35,000	40,000	5,000	40,000	
60199	OTHER GENERAL GOVERNMENT CHARGES	315,000	493,000	178,000	496,800	3,800
865PO	EXP REC FR PORT COMMISSION (AAO)	2,754	3,402	648	3,402	
865PT	EXP REC FR PUBLIC TRANSPORTATION(AAO)	28,322	35,318	6,996	35,318	
865UC	EXP REC FR PUC (AAO)		123,069	123,069	123,069	
865UW	EXP REC FR WATER DEPT (AAO)	90,000		(90,000)		
87599	EXP REC-UNALLOCATED (NON-AAO FDS)	20,000		(20,000)		
GFS (1)	GENERAL FUND SUPPORT	12,994,121	13,852,547	858,426	13,579,124	(273,423)
Total Sources by Funds		13,485,197	14,547,336	1,062,139	14,277,713	(269,623)

Department: BOS : BOARD OF SUPERVISORS

2014-2015 Original Budget	2015-2016 Proposed Budget	2015-2016 vs 2014-2015	2016-2017 Proposed Budget	2016-2017 vs 2015-2016
---------------------------------	---------------------------------	---------------------------	---------------------------------	---------------------------

Sources of Funds Detail by Subobject

(1) This figure represents the nondepartmental (citywide) general fund revenues required to support the department's operations.

Uses of Funds Detail Appropriation

OPERATING:

1G AGF AAA: GF-NON-PROJECT-CONTROLLED

001	SALARIES	7,034,757	7,550,114	515,357	7,776,009	225,895
013	MANDATORY FRINGE BENEFITS	3,070,615	3,034,560	(36,055)	3,089,683	55,123
021	NON PERSONNEL SERVICES	2,859,677	3,023,504	163,827	3,040,241	16,737
040	MATERIALS & SUPPLIES	93,401	93,401		93,401	
060	CAPITAL OUTLAY	38,509		(38,509)		
06P	PROGRAMMATIC PROJECTS	109,545		(109,545)		
081	SERVICES OF OTHER DEPTS	260,693	253,994	(6,699)	260,379	6,385
	SUB-TOTAL 1G AGF AAA	13,467,197	13,955,573	488,376	14,259,713	304,140

2S GSF ORF: OUTREACH FUND - PROP J

021	NON PERSONNEL SERVICES	18,000	18,000		18,000	
	SUB-TOTAL 2S GSF ORF	18,000	18,000		18,000	

	SUB-TOTAL OPERATING	13,485,197	13,973,573	488,376	14,277,713	304,140
--	----------------------------	-------------------	-------------------	----------------	-------------------	----------------

CONTINUING PROJECTS:

1G AGF ACP: GF-CONTINUING PROJECTS

PBDBOE	AAB BACK OFFICE RE-ENGINEERING		175,000	175,000		(175,000)
PBDLAF	BD OF SUPERVISORS LAFCO PROJECT		148,763	148,763		(148,763)
PBDRRS	RECORDS REPOSITORY SYSTEM		250,000	250,000		(250,000)
	SUB-TOTAL 1G AGF ACP		573,763	573,763		(573,763)

	SUB-TOTAL CONTINUING PROJECTS		573,763	573,763		(573,763)
--	--------------------------------------	--	----------------	----------------	--	------------------

	Total Uses of Funds	13,485,197	14,547,336	1,062,139	14,277,713	(269,623)
--	----------------------------	-------------------	-------------------	------------------	-------------------	------------------

Department: DBI : BUILDING INSPECTION

2014-2015 Original Budget	2015-2016 Proposed Budget	2015-2016 vs 2014-2015	2016-2017 Proposed Budget	2016-2017 vs 2015-2016
---------------------------------	---------------------------------	---------------------------	---------------------------------	---------------------------

Fund Summary

2S BIF BUILDING INSPECTION FUND	92,447,756	71,279,836	(21,167,920)	69,168,277	(2,111,559)
Total Sources by Funds	92,447,756	71,279,836	(21,167,920)	69,168,277	(2,111,559)

Program Summary

BAN ADMINISTRATION/SUPPORT SERVICES	44,472,380	22,225,672	(22,246,708)	20,506,236	(1,719,436)
BHS HOUSING INSPECTION/CODE ENFORCEMENT SVCS	11,062,962	11,162,163	99,201	11,424,234	262,071
BIS INSPECTION SERVICES	21,532,577	22,792,094	1,259,517	21,813,876	(978,218)
BPS PLAN REVIEW SERVICES	15,379,837	15,099,907	(279,930)	15,423,931	324,024
Total Uses by Program	92,447,756	71,279,836	(21,167,920)	69,168,277	(2,111,559)

Character Summary

001 SALARIES	29,627,143	30,885,903	1,258,760	31,917,742	1,031,839
013 MANDATORY FRINGE BENEFITS	14,072,756	13,372,750	(700,006)	13,661,627	288,877
020 OVERHEAD	1,494,328	1,270,192	(224,136)	1,270,192	
021 NON PERSONNEL SERVICES	20,760,421	7,176,489	(13,583,932)	6,448,305	(728,184)
038 CITY GRANT PROGRAMS	2,779,620	2,739,620	(40,000)	2,739,620	
040 MATERIALS & SUPPLIES	763,327	599,715	(163,612)	676,300	76,585
060 CAPITAL OUTLAY	12,756,766	1,695,000	(11,061,766)	370,000	(1,325,000)
06P PROGRAMMATIC PROJECTS		1,800,000	1,800,000	1,800,000	
081 SERVICES OF OTHER DEPTS	10,193,395	11,740,167	1,546,772	10,284,491	(1,455,676)
095 INTRAFUND TRANSFERS OUT	30,351,926	5,529,763	(24,822,163)	5,301,579	(228,184)
ELU TRANSFER ADJUSTMENTS-US	(30,351,926)	(5,529,763)	24,822,163	(5,301,579)	228,184
Total Uses by Character	92,447,756	71,279,836	(21,167,920)	69,168,277	(2,111,559)

Sources of Funds Detail by Subobject

20931 APARTMENT LICENSE FEE	6,696,009	6,696,009		6,696,009	
30150 INTEREST EARNED - POOLED CASH	559,214	559,214		559,214	
60175 TTX - GENERAL GOVERNMENT SERVICE CHARGES	50,000	25,000	(25,000)	25,000	(622,500)
61101 PLAN CHECKING	23,396,130	20,750,000	(2,646,130)	20,127,500	(41,794)
61102 PREMIUM PLAN REVIEW	315,238	1,393,140	1,077,902	1,351,346	(4,627)
61103 PREPLAN APPLICATION MEETING	120,737	154,241	33,504	149,614	
61104 SUBPOENA	18,609	18,609		18,609	

Department: DBI : BUILDING INSPECTION

2014-2015 Original Budget	2015-2016 Proposed Budget	2015-2016 vs 2014-2015	2016-2017 Proposed Budget	2016-2017 vs 2015-2016
---------------------------------	---------------------------------	---------------------------	---------------------------------	---------------------------

Sources of Funds Detail by Subobject

61105	APPLICATION EXTENSION FEE	112,104	149,525	37,421	145,039	(4,486)
61108	NOTICES	49,438	74,633	25,195	72,394	(2,239)
61109	POSTING NOTICES	10,090		(10,090)		
61110	STREET NUMBERS	61,321	89,559	28,238	86,872	(2,687)
61111	REPRODUCTION	6,300	6,300		6,300	
61112	CENTRAL PERMIT BUREAU FEE	2,476,913	500,000	(1,976,913)	485,000	(15,000)
61115	BUILDING PERMITS	12,830,866	11,942,500	(888,366)	11,584,225	(358,275)
61116	BID INVESTIGATION FEE	672,627	300,000	(372,627)	291,000	(9,000)
61117	ADDITION BLDG INSPECTIONS	976,879	550,000	(426,879)	533,500	(16,500)
61118	CONDO CONVERSION REPORTS	81,949	330,000	248,051	320,100	(9,900)
61119	OFF HOURS BLDG INSPECTION	43,497	43,497		43,497	
61120	ENERGY INSPECTION	274,657	230,000	(44,657)	223,100	(6,900)
61121	PERMIT EXTENSION FEE	1,121	1,121		1,121	
61130	PLUMBING PERMIT ISSUANCE FEE	3,536,046	3,980,400	444,354	3,860,988	(119,412)
61131	PENALTIES--PLUMBING/MECHANICAL PERMITS	224,209	79,608	(144,601)	77,220	(2,388)
61132	PLUMBING INSPECTION	385,561	228,873	(156,688)	222,007	(6,866)
61133	OFF HOURS PLUMBING INSPECTION	29,708	179,118	149,410	173,744	(5,374)
61135	MECHANICAL PERMIT ISSUANCE FEE	329,475	223,898	(105,577)	217,181	(6,717)
61140	ELECTRICAL PERMIT	5,372,464	6,468,150	1,095,686	6,274,106	(194,044)
61141	PENALTIES ELECTRICAL PERMIT	139,458	109,461	(29,997)	106,177	(3,284)
61142	ADDITIONAL ELECTRICAL INSPECTION	826,435	318,432	(508,003)	308,879	(9,553)
61143	OFF HOURS ELECTRICAL INSPECTION	455,929	129,363	(326,566)	125,482	(3,881)
61144	SIGN PERMIT	25,560	24,878	(682)	24,132	(746)
61150	MECHANICAL PLAN REVIEW	112,104	50,000	(62,104)	48,500	(1,500)
61152	ADDITIONAL MECHANICAL INSPECTION	561		(561)		
61155	BOILER PERMIT	336,314	343,310	6,996	333,011	(10,299)
61156	BOILER PERMIT PENALTIES	16,816	1,990	(14,826)	1,930	(60)
61160	HOTEL LICENSE FEE	418,927	418,927		418,927	
61161	1 & 2 FAMILY RENTAL UNIT FEE	1,730,083	1,730,083		1,730,083	
61162	HOTEL CONVERSION ORDINANCE	161,967	60,000	(101,967)	60,000	
61164	BUILDING STANDARDS FEES	30,000	30,000		30,000	
61165	CODE ENFORCEMENT	560,522	400,000	(160,522)	400,000	
61167	CODE ENFORCE - ASSESSMENT FEES	306,494	306,494		306,494	
61168	CODE ENFORCE - CITY ATTORNEY LITIGATION	560,522	560,522		560,522	
61170	SEISMIC RETROFITTING	81,163	81,163		81,163	
61180	PERMIT FACILITATOR	38,445	199	(38,246)	193	(6)

Department: DBI : BUILDING INSPECTION

2014-2015 Original Budget	2015-2016 Proposed Budget	2015-2016 vs 2014-2015	2016-2017 Proposed Budget	2016-2017 vs 2015-2016
---------------------------------	---------------------------------	---------------------------	---------------------------------	---------------------------

Sources of Funds Detail by Subobject

61181	BOARD FEES	1,682	1,682		1,682	
61183	MICROFILM RELATED FEE	250,000	150,000	(100,000)	150,000	
61184	RECORDS RETENTION FEE	372,500	372,500		372,500	
61185	REPORT OF RESIDENTIAL RECORD FEE	900,000	1,293,630	393,630	1,254,821	(38,809)
61186	VACANT/ABANDONED BUILDING FEE	112,104	112,104		112,104	
63592	INTERIOR LEAD ABATEMENT FEES	1,682	1,682		1,682	
69999	OTHER OPERATING REVENUE	14,289	2,000	(12,289)	2,000	
865CP	EXP REC FR CITY PLANNING (AAO)	83,365	83,365		83,365	
865PO	EXP REC FR PORT COMMISSION (AAO)	20,000	20,000		20,000	
865PW	EXP REC FR PUBLIC WORKS (AAO)	7,500	5,000	(2,500)	5,000	
865SS	EXP REC FR HUMAN SERVICES (AAO)		14,067	14,067	14,067	
865UC	EXP REC FR PUC (AAO)	22,272	22,940	668	22,940	
865UW	EXP REC FR WATER DEPT (AAO)	3,000	3,000		3,000	
9502A	ITI FR 2S/BIF-BLDG INSPECTION FUND	30,351,926	5,529,763	(24,822,163)	5,301,579	(228,184)
99999B	BEGINNING FUND BALANCE-BUDGET BASIS	26,226,900	3,274,240	(22,952,660)		(3,274,240)
99999R	PRIOR YEAR DESIGNATED RESERVE		6,385,409	6,385,409	9,044,937	2,659,528
ELIMSD	TRANSFER ADJUSTMENTS-SOURCES	(30,351,926)	(5,529,763)	24,822,163	(5,301,579)	228,184
Total Sources by Funds		92,447,756	71,279,836	(21,167,920)	69,168,277	(2,111,559)

Uses of Funds Detail Appropriation

OPERATING:

2S BIF ANP: BIF-OPERATING-NONPROJECT FUND

001	SALARIES	29,627,143	30,885,903	1,258,760	31,917,742	1,031,839
013	MANDATORY FRINGE BENEFITS	14,072,756	13,372,750	(700,006)	13,661,627	288,877
020	OVERHEAD	1,494,328	1,270,192	(224,136)	1,270,192	
021	NON PERSONNEL SERVICES	2,901,261	2,928,726	27,465	2,928,726	
038	CITY GRANT PROGRAMS	2,779,620	2,739,620	(40,000)	2,739,620	
040	MATERIALS & SUPPLIES	751,327	587,715	(163,612)	664,300	76,585
060	CAPITAL OUTLAY	246,000	395,000	149,000	370,000	(25,000)
081	SERVICES OF OTHER DEPTS	10,193,395	11,740,167	1,546,772	10,284,491	(1,455,676)
095	INTRAFUND TRANSFERS OUT	30,351,926	5,529,763	(24,822,163)	5,301,579	(228,184)
ELU	TRANSFER ADJUSTMENTS-USES	(30,351,926)	(5,529,763)	24,822,163	(5,301,579)	228,184
SUB-TOTAL 2S BIF ANP		62,065,830	63,920,073	1,854,243	63,836,698	(83,375)
SUB-TOTAL OPERATING		62,065,830	63,920,073	1,854,243	63,836,698	(83,375)

Department: DBI : BUILDING INSPECTION

2014-2015 Original Budget	2015-2016 Proposed Budget	2015-2016 vs 2014-2015	2016-2017 Proposed Budget	2016-2017 vs 2015-2016
---------------------------------	---------------------------------	---------------------------	---------------------------------	---------------------------

Uses of Funds Detail Appropriation

CONTINUING PROJECTS:

2S BIF BSC: BUILDING STANDARDS COMMISSION FUND

PBIBSC	BUILDING STANDARDS COMMISSION - SB1473	30,000	30,000		30,000	
SUB-TOTAL 2S BIF BSC		30,000	30,000		30,000	

2S BIF CPR: BIF-CONTINUING PROJECTS

CBIBEP	BUILDING EXPANSION PROJECT	1,500,000	1,000,000	(500,000)		(1,000,000)
CBIDBI	ONE TIME AND CAPITAL PROJECT RESERVE	5,250,000		(5,250,000)		
CBIEVT	ELEVATOR UPGRADE	1,000,000		(1,000,000)		
CBIGEN	GENERATOR REPLACEMENT	760,766		(760,766)		
CBIHVA	HVAC UPGRADE	2,000,000		(2,000,000)		
CBITEI	TENANT IMPROVEMENT	2,000,000		(2,000,000)		
CBITMI	TECHNOLOGY MODIFICATIONS AND IMPROVEMENT	7,000,000	300,000	(6,700,000)		(300,000)
PBICOR	CONVERSION OF RECORDS	1,000,000	1,000,000		1,000,000	
PBIIIL	ILLEGAL IN-LAW UNITS	1,312,976	1,701,579	388,603	1,701,579	
PBIPTE	PERMIT TRACKING SYSTEM ENHANCEMENT	2,000,000		(2,000,000)		
PBIPTM	PERMIT TRACKING SYSTEM MAINTENANCE		1,800,000	1,800,000	1,800,000	
PBIRMP	RECORDS MANAGEMENT - BUILDING PLANS	800,000	800,000		800,000	
PBISSP	SOFT STORY PROGRAM	728,184	728,184			(728,184)
SUB-TOTAL 2S BIF CPR		25,351,926	7,329,763	(18,022,163)	5,301,579	(2,028,184)

2S BIF RAD: DBI-REPAIR AND DEMOLITIONS FUND

PBIRDM	REPAIRS & DEMOLITION	5,000,000		(5,000,000)		
SUB-TOTAL 2S BIF RAD		5,000,000		(5,000,000)		

SUB-TOTAL CONTINUING PROJECTS		30,381,926	7,359,763	(23,022,163)	5,331,579	(2,028,184)
Total Uses of Funds		92,447,756	71,279,836	(21,167,920)	69,168,277	(2,111,559)

Department: CSS : CHILD SUPPORT SERVICES

2014-2015 Original Budget	2015-2016 Proposed Budget	2015-2016 vs 2014-2015	2016-2017 Proposed Budget	2016-2017 vs 2015-2016
---------------------------------	---------------------------------	---------------------------	---------------------------------	---------------------------

Fund Summary

2S CSS	CHILD SUPPORT SERVICES FUND	13,362,923	12,926,081	(436,842)	12,879,757	(46,324)
Total Sources by Funds		13,362,923	12,926,081	(436,842)	12,879,757	(46,324)

Program Summary

CAF	CHILD SUPPORT SERVICES PROGRAM	13,362,923	12,926,081	(436,842)	12,879,757	(46,324)
Total Uses by Program		13,362,923	12,926,081	(436,842)	12,879,757	(46,324)

Character Summary

001	SALARIES	6,790,782	6,608,921	(181,861)	6,548,404	(60,517)
013	MANDATORY FRINGE BENEFITS	3,962,561	3,553,061	(409,500)	3,507,371	(45,690)
021	NON PERSONNEL SERVICES	1,542,282	1,739,595	197,313	1,701,180	(38,415)
040	MATERIALS & SUPPLIES	157,333	106,688	(50,645)	197,604	90,916
081	SERVICES OF OTHER DEPTS	909,965	917,816	7,851	925,198	7,382
Total Uses by Character		13,362,923	12,926,081	(436,842)	12,879,757	(46,324)

Sources of Funds Detail by Subobject

40199	OTHER FEDERAL-PUBLIC ASSISTANCE ADMIN	8,541,339	8,500,640	(40,699)	8,500,640	
45299	OTHER STATE-PUBLIC ASSISTANCE PROGRAMS	3,753,012	3,735,130	(17,882)	3,735,130	
48999	OTHER STATE GRANTS & SUBVENTIONS	647,071	643,987	(3,084)	643,987	
865AP	EXP REC FR ADULT PROBATION (AAO)	129,228	46,324	(82,904)		(46,324)
875BE	EXP REC FR BUS & ENC DEV (NON AAO)	292,273		(292,273)		
Total Sources by Funds		13,362,923	12,926,081	(436,842)	12,879,757	(46,324)

Uses of Funds Detail Appropriation

OPERATING:

2S CSS ANP: CSS-OPERATING-NON-PROJECT FUND

001	SALARIES	6,790,782	6,608,921	(181,861)	6,548,404	(60,517)
013	MANDATORY FRINGE BENEFITS	3,962,561	3,553,061	(409,500)	3,507,371	(45,690)
021	NON PERSONNEL SERVICES	1,542,282	1,739,595	197,313	1,701,180	(38,415)
040	MATERIALS & SUPPLIES	157,333	106,688	(50,645)	197,604	90,916

Department: CSS : CHILD SUPPORT SERVICES

2014-2015 Original Budget	2015-2016 Proposed Budget	2015-2016 vs 2014-2015	2016-2017 Proposed Budget	2016-2017 vs 2015-2016
---------------------------------	---------------------------------	---------------------------	---------------------------------	---------------------------

Uses of Funds Detail Appropriation

OPERATING:

2S CSS ANP: CSS-OPERATING-NON-PROJECT FUND

081	SERVICES OF OTHER DEPTS	909,965	917,816	7,851	925,198	7,382
SUB-TOTAL 2S CSS ANP		13,362,923	12,926,081	(436,842)	12,879,757	(46,324)
SUB-TOTAL OPERATING		13,362,923	12,926,081	(436,842)	12,879,757	(46,324)
Total Uses of Funds		13,362,923	12,926,081	(436,842)	12,879,757	(46,324)

Department: CFC : CHILDREN AND FAMILIES COMMISSION

2014-2015 Original Budget	2015-2016 Proposed Budget	2015-2016 vs 2014-2015	2016-2017 Proposed Budget	2016-2017 vs 2015-2016
---------------------------------	---------------------------------	---------------------------	---------------------------------	---------------------------

Fund Summary

2S CFC	CHILDREN AND FAMILIES FUND	23,433,239	51,683,709	28,250,470	18,412,274	(33,271,435)
Total Sources by Funds		23,433,239	51,683,709	28,250,470	18,412,274	(33,271,435)

Program Summary

CFC	CHILDREN AND FAMILIES FUND	23,433,239	51,683,709	28,250,470	18,412,274	(33,271,435)
Total Uses by Program		23,433,239	51,683,709	28,250,470	18,412,274	(33,271,435)

Character Summary

001	SALARIES	926,520	1,495,991	569,471	850,488	(645,503)
013	MANDATORY FRINGE BENEFITS	452,342	681,183	228,841	430,853	(250,330)
021	NON PERSONNEL SERVICES	1,547,530	1,230,718	(316,812)	786,672	(444,046)
038	CITY GRANT PROGRAMS	18,305,825	45,936,912	27,631,087	14,703,375	(31,233,537)
040	MATERIALS & SUPPLIES	117,750	59,221	(58,529)	46,446	(12,775)
081	SERVICES OF OTHER DEPTS	2,083,272	2,279,684	196,412	1,594,440	(685,244)
Total Uses by Character		23,433,239	51,683,709	28,250,470	18,412,274	(33,271,435)

Sources of Funds Detail by Subobject

30150	INTEREST EARNED - POOLED CASH	175,581	143,668	(31,913)	143,118	(550)
44531	ARRA-FEDERAL PASS-THRU STATE/OTHER	830,800	214,510	(616,290)		(214,510)
44931	FEDERAL GRANTS PASS-THROUGH STATE/OTHER		1,531,870	1,531,870		(1,531,870)
45417	PROP 10 TOBACCO TAX FUNDING	11,828,650	8,246,263	(3,582,387)	8,107,695	(138,568)
865CH	EXP REC FR CHILD;YOUTH & FAM (AAO)	5,014,745	5,174,169	159,424	4,879,169	(295,000)
865SS	EXP REC FR HUMAN SERVICES (AAO)	4,340,334	34,606,983	30,266,649	4,386,716	(30,220,267)
99999B	BEGINNING FUND BALANCE-BUDGET BASIS	1,243,129	1,766,246	523,117	895,576	(870,670)
Total Sources by Funds		23,433,239	51,683,709	28,250,470	18,412,274	(33,271,435)

Uses of Funds Detail Appropriation

CONTINUING PROJECTS:

2S CFC ACP: CFC-CONTINUING PROJECTS

PCIP10	PROP 10 - TOBACCO TAX FUNDING	16,357,791	17,294,905	937,114	15,990,117	(1,304,788)
--------	-------------------------------	------------	------------	---------	------------	-------------

Department: CFC : CHILDREN AND FAMILIES COMMISSION

2014-2015 Original Budget	2015-2016 Proposed Budget	2015-2016 vs 2014-2015	2016-2017 Proposed Budget	2016-2017 vs 2015-2016
---------------------------------	---------------------------------	---------------------------	---------------------------------	---------------------------

Uses of Funds Detail Appropriation

CONTINUING PROJECTS:

2S CFC ACP: CFC-CONTINUING PROJECTS

PCIPFA	PUBLIC EDUCATION - PROP C		30,220,267	30,220,267		(30,220,267)
SUB-TOTAL 2S CFC ACP		16,357,791	47,515,172	31,157,381	15,990,117	(31,525,055)
SUB-TOTAL CONTINUING PROJECTS		16,357,791	47,515,172	31,157,381	15,990,117	(31,525,055)

GRANTS:

2S CFC ARA: AMERICAN RECOVERY AND REINVESTMENT ACT

CIFRTT	RACE TO THE TOP-EARLY LEARNING CHALLENGE	830,800	214,510	(616,290)		(214,510)
SUB-TOTAL 2S CFC ARA		830,800	214,510	(616,290)		(214,510)

2S CFC GPC: GRANTS; PROJECT; CONTINUING

CISCSP	STATE CHILD SIGNATURE PROGRAM	6,244,648	3,954,027	(2,290,621)	2,422,157	(1,531,870)
SUB-TOTAL 2S CFC GPC		6,244,648	3,954,027	(2,290,621)	2,422,157	(1,531,870)
SUB-TOTAL GRANTS		7,075,448	4,168,537	(2,906,911)	2,422,157	(1,746,380)

Total Uses of Funds		23,433,239	51,683,709	28,250,470	18,412,274	(33,271,435)
----------------------------	--	-------------------	-------------------	-------------------	-------------------	---------------------

Department: CHF : CHILDREN; YOUTH & THEIR FAMILIES

2014-2015 Original Budget	2015-2016 Proposed Budget	2015-2016 vs 2014-2015	2016-2017 Proposed Budget	2016-2017 vs 2015-2016
---------------------------------	---------------------------------	---------------------------	---------------------------------	---------------------------

Fund Summary

1G AGF	GENERAL FUND	32,127,698	34,079,900	1,952,202	35,316,677	1,236,777
2S CHF	CHILDREN'S FUND	126,548,977	128,825,784	2,276,807	135,370,380	6,544,596
2S PPF	PUBLIC PROTECTION SPECIAL REVENUE FUND	3,298,569	3,401,773	103,204	3,413,338	11,565
7E GIF	GIFT FUND		40,000	40,000		(40,000)
Total Sources by Funds		161,975,244	166,347,457	4,372,213	174,100,395	7,752,938

Program Summary

FAL	CHILDREN'S BASELINE	42,475,174	35,592,344	(6,882,830)	35,822,760	230,416
CBI	CHILDREN'S FUND PROGRAMS	56,769,778	61,613,000	4,843,222	67,596,300	5,983,300
CAQ	CHILDREN'S SVCS - NON - CHILDREN'S FUND	6,068,493	1,323,467	(4,745,026)	1,118,999	(204,468)
CBK	PUBLIC EDUCATION FUND (PROP H)	50,690,000	60,200,000	9,510,000	61,700,000	1,500,000
FAY	TRANSITIONAL-AGED YOUTH BASELINE		4,216,873	4,216,873	4,448,998	232,125
CVP	VIOLENCE PREVENTION	5,971,799	3,401,773	(2,570,026)	3,413,338	11,565
Total Uses by Program		161,975,244	166,347,457	4,372,213	174,100,395	7,752,938

Character Summary

001	SALARIES	3,735,465	4,314,835	579,370	4,540,302	225,467
013	MANDATORY FRINGE BENEFITS	1,726,868	1,756,232	29,364	1,860,680	104,448
021	NON PERSONNEL SERVICES	2,422,287	3,582,300	1,160,013	4,119,887	537,587
038	CITY GRANT PROGRAMS	127,707,563	128,741,538	1,033,975	135,699,762	6,958,224
040	MATERIALS & SUPPLIES	187,880	186,312	(1,568)	186,312	
081	SERVICES OF OTHER DEPTS	26,195,181	27,766,240	1,571,059	27,693,452	(72,788)
095	INTRAFUND TRANSFERS OUT	3,910,000	4,300,000	390,000	4,400,000	100,000
ELU	TRANSFER ADJUSTMENTS-USERS	(3,910,000)	(4,300,000)	(390,000)	(4,400,000)	(100,000)
Total Uses by Character		161,975,244	166,347,457	4,372,213	174,100,395	7,752,938

Sources of Funds Detail by Subobject

10110	PROP TAX CURR YR-SECURED	46,819,000	53,825,000	7,006,000	60,838,000	7,013,000
10120	PROP TAX CURR YR-UNSECURED	2,895,000	3,441,000	546,000	3,686,000	245,000
10230	UNSECURED INSTL 5/8 YR PLAN	20,000	22,000	2,000	24,000	2,000
10310	SUPP ASST SB813-CY SECURED	100,000	153,000	53,000	148,000	(5,000)
10410	SUPP ASST SB813-PY SECURED	975,000	1,331,000	356,000	1,290,000	(41,000)

Department: CHF : CHILDREN; YOUTH & THEIR FAMILIES

2014-2015 Original Budget	2015-2016 Proposed Budget	2015-2016 vs 2014-2015	2016-2017 Proposed Budget	2016-2017 vs 2015-2016
---------------------------------	---------------------------------	---------------------------	---------------------------------	---------------------------

Sources of Funds Detail by Subobject

10920	PROP TAX AB 1290 RDA PASSTHROUGH	806,000	978,000	172,000	1,054,000	76,000
30150	INTEREST EARNED - POOLED CASH	108,000	108,000		108,000	
44931	FEDERAL GRANTS PASS-THROUGH STATE/OTHER	1,067,466	1,251,597	184,131	1,251,597	
44939	FEDERAL DIRECT GRANT	295,302	209,511	(85,791)	213,845	4,334
48111	HOMEOWNERS PROP TAX RELIEF	200,000	200,000		200,000	
48999	OTHER STATE GRANTS & SUBVENTIONS	2,970,000	2,974,864	4,864	2,982,095	7,231
78101	GIFTS AND BEQUESTS		40,000	40,000		(40,000)
78201	PRIVATE GRANTS		164,468	164,468		(164,468)
865AC	EXP REC FR AIRPORT (AAO)	43,000	43,000		43,000	
865AD	EXP REC FR ADMINISTRATIVE SERVICES (AAO)	213,747	213,747		213,747	
865AS	EXP REC FR ASSESSOR (AAO)	21,000	21,000		21,000	
865BD	EXP REC FR BOARD OF SUPV (AAO)	4,200	4,200		4,200	
865BI	EXP REC FR BLDG INSPECTION (AAO)	37,800	37,800		37,800	
865CA	EXP REC FR ADM (AAO)	5,344	5,344		5,344	
865CD	EXP REC FR CHILD SUPPORT SERVICES(AAO)	12,000	12,000		12,000	
865CF	EXP REC FR CONV FACILITIES MGMT (AAO)	12,800	12,800		12,800	
865CH	EXP REC FR CHILD;YOUTH & FAM (AAO)	16,800	16,800		16,800	
865CI	EXP REC FR CHILDREN AND FAMILIES (AAO)	327,825	352,825	25,000	352,825	
865CP	EXP REC FR CITY PLANNING (AAO)	4,403	6,125	1,722	6,500	375
865HC	EXP REC FR COMM HEALTH SERVICE (AAO)	176,904	176,904		176,904	
865JV	EXP REC FR JUVENILE COURT (AAO)	946,177	946,177		946,177	
865LB	EXP REC FR PUBLIC LIBRARY (AAO)	156,800	156,800		156,800	
865PD	EXP REC FR PUBLIC DEFENDER (AAO)	33,600	33,600		33,600	
865PO	EXP REC FR PORT COMMISSION (AAO)	9,072	9,072		9,072	
865PT	EXP REC FR PUBLIC TRANSPORTATION(AAO)	56,000	56,000		56,000	
865PW	EXP REC FR PUBLIC WORKS (AAO)	25,200	25,200		25,200	
865RB	EXP REC FR RENT ARBITRATION BD (AAO)	9,600	9,600		9,600	
865RC	EXP REC FR HUMAN RIGHTS (AAO)	1,056	1,056		1,056	
865RG	EXP REC FR REGISTRAR OF VOTERS (AAO)	12,600	12,600		12,600	
865RP	EXP REC FR REC & PARK (AAO)	84,000	84,000		84,000	
865RS	EXP REC FR RETIREMENT SYSTEM (AAO)	4,536	4,536		4,536	
865SS	EXP REC FR HUMAN SERVICES (AAO)	4,643	4,643		57,943	53,300
865TI	EXP REC FROM ISD (AAO)	4,200	4,200		4,200	
865TR	EXP REC FR TREAS/TAX COLL (AAO)	10,368	10,368		10,368	
865UC	EXP REC FR PUC (AAO)	240,000	240,000		240,000	
9301G	OTI FR 1G-GENERAL FUND	65,845,000	64,500,000	(1,345,000)	66,100,000	1,600,000

Department: CHF : CHILDREN; YOUTH & THEIR FAMILIES

2014-2015 Original Budget	2015-2016 Proposed Budget	2015-2016 vs 2014-2015	2016-2017 Proposed Budget	2016-2017 vs 2015-2016
---------------------------------	---------------------------------	---------------------------	---------------------------------	---------------------------

Sources of Funds Detail by Subobject

9502D	ITI FR 2S/CHF-CHILDREN'S FUND	3,910,000	4,300,000	390,000	4,400,000	100,000
99999B	BEGINNING FUND BALANCE-BUDGET BASIS	7,593,953	2,914,117	(4,679,836)	679,881	(2,234,236)
ELIMSD	TRANSFER ADJUSTMENTS-SOURCES	(3,910,000)	(4,300,000)	(390,000)	(4,400,000)	(100,000)
GFS (1)	GENERAL FUND SUPPORT	29,806,848	31,734,503	1,927,655	32,970,905	1,236,402
Total Sources by Funds		161,975,244	166,347,457	4,372,213	174,100,395	7,752,938

(1) This figure represents the nondepartmental (citywide) general fund revenues required to support the department's operations.

Uses of Funds Detail Appropriation

OPERATING:

1G AGF AAA: GF-NON-PROJECT-CONTROLLED

001	SALARIES	179,729	186,077	6,348	424,023	237,946
013	MANDATORY FRINGE BENEFITS	67,127	62,455	(4,672)	148,381	85,926
038	CITY GRANT PROGRAMS	10,728,874	11,466,532	737,658	11,223,078	(243,454)
081	SERVICES OF OTHER DEPTS	5,079,657	4,784,657	(295,000)	4,784,657	
SUB-TOTAL 1G AGF AAA		16,055,387	16,499,721	444,334	16,580,139	80,418

2S CHF NPR: CHILDREN'S FUND-NON PROJECT

001	SALARIES	2,914,497	3,262,075	347,578	3,400,651	138,576
013	MANDATORY FRINGE BENEFITS	1,397,388	1,399,932	2,544	1,453,356	53,424
021	NON PERSONNEL SERVICES	1,749,784	2,861,180	1,111,396	3,401,140	539,960
038	CITY GRANT PROGRAMS	35,297,993	36,548,102	1,250,109	42,016,030	5,467,928
040	MATERIALS & SUPPLIES	101,312	186,312	85,000	186,312	
081	SERVICES OF OTHER DEPTS	11,398,804	13,055,399	1,656,595	12,698,811	(356,588)
095	INTRAFUND TRANSFERS OUT	3,910,000	4,300,000	390,000	4,400,000	100,000
ELU	TRANSFER ADJUSTMENTS-USES	(3,910,000)	(4,300,000)	(390,000)	(4,400,000)	(100,000)
SUB-TOTAL 2S CHF NPR		52,859,778	57,313,000	4,453,222	63,156,300	5,843,300

SUB-TOTAL OPERATING

68,915,165 73,812,721 4,897,556 79,736,439 5,923,718

ANNUAL PROJECTS:

1G AGF AAP: GF-ANNUAL PROJECT

PCH003	HIGH QUALITY CHILD CARE PROGRAM	3,213,031	2,566,764	(646,267)	2,569,450	2,686
PCH003	EMERGENCY CHILDREN'S SERVICES	8,608,691	8,706,045	97,354	8,776,045	70,000
PCHYOU	EXCELSIOR YOUTH CENTER	105,060	105,060		105,060	

Department: CHF : CHILDREN; YOUTH & THEIR FAMILIES

2014-2015 Original Budget	2015-2016 Proposed Budget	2015-2016 vs 2014-2015	2016-2017 Proposed Budget	2016-2017 vs 2015-2016
---------------------------------	---------------------------------	---------------------------	---------------------------------	---------------------------

Uses of Funds Detail Appropriation

ANNUAL PROJECTS:

1G AGF AAP: GF-ANNUAL PROJECT

PMY027	COMMUNITY BASED AGENCIES	2,673,230	4,707,186	2,033,956	5,790,859	1,083,673
SUB-TOTAL 1G AGF AAP		14,600,012	16,085,055	1,485,043	17,241,414	1,156,359
SUB-TOTAL ANNUAL PROJECTS		14,600,012	16,085,055	1,485,043	17,241,414	1,156,359

CONTINUING PROJECTS:

1G AGF ACP: GF-CONTINUING PROJECTS

PCH002	CHILD CARE FACILITIES IMPROVEMENT	367,402	367,402		367,402	
PMY007	BEACON INITIATIVES	716,150	716,150		716,150	
SUB-TOTAL 1G AGF ACP		1,083,552	1,083,552		1,083,552	

2S CHF USD: PUBLIC EDUCATION SPECIAL FUND - SFUSD

PCH007	SFUSD GRANTS - PEEF BASELINE FUNDING	10,885,000	10,114,117	(770,883)	9,479,881	(634,236)
PCH012	RAINY DAY RESERVE SUPPORT	11,080,000		(11,080,000)		
PCIPRH	PUBLIC EDUCATION-PROP H (MARCH 2004)	50,690,000	60,200,000	9,510,000	61,700,000	1,500,000
SUB-TOTAL 2S CHF USD		72,655,000	70,314,117	(2,340,883)	71,179,881	865,764
SUB-TOTAL CONTINUING PROJECTS		73,738,552	71,397,669	(2,340,883)	72,263,433	865,764

GRANTS:

2S CHF GNC: GRANTS; NON-PROJECT; CONTINUING

CHSILV	SILVER GIVING FOUNDATION		164,468	164,468		(164,468)
MYSFSP	SUMMER FOOD PROGRM-CHILDRN;YOUTH &FAMLIS	1,034,199	1,034,199		1,034,199	
SUB-TOTAL 2S CHF GNC		1,034,199	1,198,667	164,468	1,034,199	(164,468)

2S PPF GNC: GRANTS; NON-PROJECT; CONTINUING

MYBYRN	BYRNE ANTI DRUG ABUSE ENFORCEMENT	33,267	217,398	184,131	217,398	
MYFJAG	FEDERAL BYRNE JUSTICE ASSISTANCE GRANT	208,734	209,511	777	213,845	4,334
MYSCCP	SCHIFF-CARDENAS AB 1913	2,380,000	2,382,872	2,872	2,387,206	4,334
MYVEST	BULLETPROOF VEST PARTNERSHIP GRANT	86,568		(86,568)		
SFCOPS	COPS PROGRAM -AB3229/AB1913	590,000	591,992	1,992	594,889	2,897
SUB-TOTAL 2S PPF GNC		3,298,569	3,401,773	103,204	3,413,338	11,565

7E GIF GIF: ETF-GIFT FUND

CHCFFC	CHILDREN AND FAMILY FIRST COMMITTEE		40,000	40,000		(40,000)
SUB-TOTAL 7E GIF GIF			40,000	40,000		(40,000)
SUB-TOTAL GRANTS		4,332,768	4,640,440	307,672	4,447,537	(192,903)

Department: CHF : CHILDREN; YOUTH & THEIR FAMILIES

2014-2015 Original Budget	2015-2016 Proposed Budget	2015-2016 vs 2014-2015	2016-2017 Proposed Budget	2016-2017 vs 2015-2016
---------------------------------	---------------------------------	---------------------------	---------------------------------	---------------------------

Uses of Funds Detail Appropriation

WORK ORDERS/OVERHEAD:					
1G AGF WOF: GENERAL FUND WORK ORDER FUND					
CHFAA	GENERAL SERVICE SUPPORT	388,747	411,572	22,825	411,572
SUB-TOTAL 1G AGF WOF		388,747	411,572	22,825	411,572
SUB-TOTAL WORK ORDERS/OVERHEAD		388,747	411,572	22,825	411,572
Total Uses of Funds		161,975,244	166,347,457	4,372,213	174,100,395

Department: CAT : CITY ATTORNEY

2014-2015 Original Budget	2015-2016 Proposed Budget	2015-2016 vs 2014-2015	2016-2017 Proposed Budget	2016-2017 vs 2015-2016
---------------------------------	---------------------------------	---------------------------	---------------------------------	---------------------------

Fund Summary

1G AGF	GENERAL FUND	71,251,959	72,013,023	761,064	73,554,063	1,541,040
2S PPF	PUBLIC PROTECTION SPECIAL REVENUE FUND	4,499,235	4,521,512	22,277	4,572,597	51,085
Total Sources by Funds		75,751,194	76,534,535	783,341	78,126,660	1,592,125

Program Summary

FA2	CLAIMS	6,531,960	6,567,780	35,820	6,709,689	141,909
FC2	LEGAL SERVICE	66,484,234	67,231,755	747,521	68,681,971	1,450,216
FC3	LEGAL SERVICE-PAYING DEPTS	2,735,000	2,735,000		2,735,000	
Total Uses by Program		75,751,194	76,534,535	783,341	78,126,660	1,592,125

Character Summary

001	SALARIES	42,963,274	44,606,521	1,643,247	45,934,318	1,327,797
013	MANDATORY FRINGE BENEFITS	18,045,595	16,951,225	(1,094,370)	17,099,851	148,626
021	NON PERSONNEL SERVICES	9,729,426	9,936,342	206,916	10,108,114	171,772
040	MATERIALS & SUPPLIES	135,000	140,000	5,000	140,000	
060	CAPITAL OUTLAY	95,878	95,161	(717)	20,083	(75,078)
081	SERVICES OF OTHER DEPTS	4,782,021	4,805,286	23,265	4,824,294	19,008
Total Uses by Character		75,751,194	76,534,535	783,341	78,126,660	1,592,125

Sources of Funds Detail by Subject

49997	CITY DEPTS REVENUE FROM OCII	1,475,000	1,225,000	(250,000)	1,225,000	
865AC	EXP REC FR AIRPORT (AAO)	3,665,000	4,165,000	500,000	4,165,000	
865AP	EXP REC FR ADULT PROBATION (AAO)	380,000	380,000		380,000	
865AS	EXP REC FR ASSESSOR (AAO)	700,000	700,000		700,000	
865BE	EXP REC FR BUS & ENC DEV (AAO)	50,000	220,000	170,000	220,000	
865BI	EXP REC FR BLDG INSPECTION (AAO)	2,201,592	2,201,592		2,201,592	
865CA	EXP REC FR ADM (AAO)	1,161,658	1,161,658		1,161,658	
865CD	EXP REC FR CHILD SUPPORT SERVICES(AAO)	10,000	10,000		10,000	
865CF	EXP REC FR CONV FACILITIES MGMT (AAO)	75,000	75,000		75,000	
865CH	EXP REC FR CHILD;YOUTH & FAM (AAO)	50,000	50,000		50,000	
865CI	EXP REC FR CHILDREN AND FAMILIES (AAO)	30,000	30,000		8,700	(21,300)
865CP	EXP REC FR CITY PLANNING (AAO)	1,627,140	1,627,140		1,627,140	

Department: CAT : CITY ATTORNEY

2014-2015 Original Budget	2015-2016 Proposed Budget	2015-2016 vs 2014-2015	2016-2017 Proposed Budget	2016-2017 vs 2015-2016
---------------------------------	---------------------------------	---------------------------	---------------------------------	---------------------------

Sources of Funds Detail by Subobject

865CS	EXP REC FR CIVIL SERVICE (AAO)	90,000	90,000		90,000	
865CT	EXP REC FR CITY ATTORNEY (AAO)	2,900,000	2,900,000		2,900,000	
865ER	EXP REC FR EMERGENCY COMMUNICATIONS(AAO)	175,000	175,000		175,000	
865EV	EXP REC FR ENVIRONMENT (AAO)	200,000	100,000	(100,000)	100,000	
865HC	EXP REC FR COMM HEALTH SERVICE (AAO)	548,297	548,297		548,297	
865HG	EXP REC FR SF GENERAL HOSPITAL (AAO)	981,851	981,851		981,851	
865HL	EXP REC FR LAGUNA HONDA HOSPITAL (AAO)	903,000	903,000		903,000	
865HM	EXP REC FR COMM MENTAL HEALTH (AAO)	231,540	231,540		231,540	
865HS	EXP REC FR HSS (AAO)	185,000	185,000		185,000	
865LB	EXP REC FR PUBLIC LIBRARY (AAO)	175,000	175,000		175,000	
865MO	EXP REC FROM MOHCD	45,000	45,000		45,000	
865MT	EXP REC FR MUNICIPAL TRANSPORTATION(AAO)	300,000	300,000		300,000	
865PA	EXP REC FR PERMIT APPEALS (AAO)	130,000	130,000		130,000	
865PC	EXP REC FR POLICE COMMISSION (AAO)	350,000	350,000		350,000	
865PK	EXP REC FR PARKING & TRAFFIC (AAO)	360,000	360,000		360,000	
865PO	EXP REC FR PORT COMMISSION (AAO)	3,300,000	3,300,000		3,300,000	
865PT	EXP REC FR PUBLIC TRANSPORTATION(AAO)	11,533,413	11,533,413		11,533,413	
865PW	EXP REC FR PUBLIC WORKS (AAO)	638,401	436,000	(202,401)	436,000	
865RB	EXP REC FR RENT ARBITRATION BD (AAO)	175,000	125,000	(50,000)	125,000	
865RC	EXP REC FR HUMAN RIGHTS (AAO)	60,000	60,000		60,000	
865RD	EXP REC FR HUMAN RESOURCES (AAO)	1,000,000	1,200,000	200,000	1,500,000	300,000
865RH	EXP REC FR RETIREE HEALTH TRUST BOARD	40,000	40,000		40,000	
865RP	EXP REC FR REC & PARK (AAO)	1,904,000	1,904,000		1,904,000	
865RS	EXP REC FR RETIREMENT SYSTEM (AAO)	1,675,000	1,675,000		1,675,000	
865SS	EXP REC FR HUMAN SERVICES (AAO)	4,913,000	4,913,000		4,934,300	21,300
865TI	EXP REC FROM ISD (AAO)	450,000	450,000		450,000	
865TR	EXP REC FR TREAS/TAX COLL (AAO)	700,000	700,000		700,000	
865UC	EXP REC FR PUC (AAO)	1,430,000	1,430,000		1,430,000	
865UH	EXP REC FR HETCH HETCHY (AAO)	2,681,656	2,681,656		2,681,656	
865UW	EXP REC FR WATER DEPT (AAO)	1,680,787	1,680,787		1,680,787	
865WM	EXP REC FR WAR MEMORIAL (AAO)	100,000	100,000		100,000	
865WP	EXP REC FR CLEANWATER (AAO)	1,116,000	1,116,000		1,116,000	
87599	EXP REC-UNALLOCATED (NON-AAO FDS)	3,328,029	2,733,029	(595,000)	2,733,029	
875PT	EXP REC FR PUBLIC TRANSPORT (NON-AAO)	944,965	944,965		944,965	
875UC	EXP REC FR PUC (NON-AAO)	4,000,000	4,000,000		4,000,000	
99999B	BEGINNING FUND BALANCE-BUDGET BASIS	4,499,235	4,521,512	22,277	4,572,597	51,085

Department: CAT : CITY ATTORNEY

2014-2015 Original Budget	2015-2016 Proposed Budget	2015-2016 vs 2014-2015	2016-2017 Proposed Budget	2016-2017 vs 2015-2016
---------------------------------	---------------------------------	---------------------------	---------------------------------	---------------------------

Sources of Funds Detail by Subobject

GFS (1)	GENERAL FUND SUPPORT	10,581,630	11,670,095	1,088,465	12,911,135	1,241,040
Total Sources by Funds		75,751,194	76,534,535	783,341	78,126,660	1,592,125

(1) This figure represents the nondepartmental (citywide) general fund revenues required to support the department's operations.

Uses of Funds Detail Appropriation

OPERATING:

1G AGF AAA: GF-NON-PROJECT-CONTROLLED

001	SALARIES	40,976,307	42,550,155	1,573,848	43,816,275	1,266,120
013	MANDATORY FRINGE BENEFITS	17,292,049	16,244,801	(1,047,248)	16,404,019	159,218
021	NON PERSONNEL SERVICES	8,665,704	8,872,620	206,916	9,044,392	171,772
040	MATERIALS & SUPPLIES	135,000	140,000	5,000	140,000	
060	CAPITAL OUTLAY	95,878	95,161	(717)	20,083	(75,078)
081	SERVICES OF OTHER DEPTS	882,021	905,286	23,265	924,294	19,008
SUB-TOTAL 1G AGF AAA		68,046,959	68,808,023	761,064	70,349,063	1,541,040
SUB-TOTAL OPERATING		68,046,959	68,808,023	761,064	70,349,063	1,541,040

ANNUAL PROJECTS:

1G AGF AAP: GF-ANNUAL PROJECT

PCT002	BUSINESS TAX LITIGATION	470,000	470,000		470,000	
SUB-TOTAL 1G AGF AAP		470,000	470,000		470,000	
SUB-TOTAL ANNUAL PROJECTS		470,000	470,000		470,000	

CONTINUING PROJECTS:

1G AGF ACP: GF-CONTINUING PROJECTS

PCT001	LEGAL INITIATIVES	2,735,000	2,735,000		2,735,000	
SUB-TOTAL 1G AGF ACP		2,735,000	2,735,000		2,735,000	

2S PPF CAF: CITY ATTORNEY-SPECIAL REVENUE FUND

PCT008	CAT CONSUMER PROTECTION ENFORCMENT	4,499,235	4,521,512	22,277	4,572,597	51,085
SUB-TOTAL 2S PPF CAF		4,499,235	4,521,512	22,277	4,572,597	51,085
SUB-TOTAL CONTINUING PROJECTS		7,234,235	7,256,512	22,277	7,307,597	51,085

Total Uses of Funds		75,751,194	76,534,535	783,341	78,126,660	1,592,125
----------------------------	--	-------------------	-------------------	----------------	-------------------	------------------

Department: CPC : CITY PLANNING

2014-2015 Original Budget	2015-2016 Proposed Budget	2015-2016 vs 2014-2015	2016-2017 Proposed Budget	2016-2017 vs 2015-2016
---------------------------------	---------------------------------	---------------------------	---------------------------------	---------------------------

Fund Summary

1G AGF	GENERAL FUND	34,565,559	37,619,958	3,054,399	37,976,522	356,564
2S CDB	COMMUNITY DEVELOPMENT SPECIAL REV FUND	1,654,096	1,040,000	(614,096)	1,065,000	25,000
2S ENV	ENVIRONMENTAL PROTECTION PROGRAM	200,000		(200,000)		
2S NDF	NEIGHBORHOOD DEVELOPMENT SPEC REV FD	1,931,957	2,089,493	157,536	1,561,567	(527,926)
2S T&C	TRANSPORTATION & COMMERCE S/R FD		139,276	139,276		(139,276)
Total Sources by Funds		38,351,612	40,888,727	2,537,115	40,603,089	(285,638)

Program Summary

FEF	ADMINISTRATION/PLANNING	10,627,576	13,303,866	2,676,290	12,273,593	(1,030,273)
FAH	CITYWIDE PLANNING	8,550,369	10,308,118	1,757,749	9,309,500	(998,618)
FDP	CURRENT PLANNING	10,982,280	8,476,874	(2,505,406)	9,933,776	1,456,902
FFP	ENVIRONMENTAL PLANNING	6,114,136	6,330,307	216,171	6,463,168	132,861
FZA	ZONING ADMINISTRATION AND COMPLIANCE	2,077,251	2,469,562	392,311	2,623,052	153,490
Total Uses by Program		38,351,612	40,888,727	2,537,115	40,603,089	(285,638)

Character Summary

001	SALARIES	17,055,552	19,019,377	1,963,825	20,927,756	1,908,379
013	MANDATORY FRINGE BENEFITS	8,101,313	8,084,619	(16,694)	8,768,015	683,396
020	OVERHEAD	26,187	509,668	483,481	509,668	
021	NON PERSONNEL SERVICES	2,460,517	3,891,429	1,430,912	3,041,039	(850,390)
040	MATERIALS & SUPPLIES	213,856	321,091	107,235	309,914	(11,177)
060	CAPITAL OUTLAY	979,343	1,200,118	220,775	233,400	(966,718)
06P	PROGRAMMATIC PROJECTS	4,837,334	2,443,887	(2,393,447)	1,337,303	(1,106,584)
081	SERVICES OF OTHER DEPTS	4,677,510	5,418,538	741,028	5,475,994	57,456
Total Uses by Character		38,351,612	40,888,727	2,537,115	40,603,089	(285,638)

Department: CPC : CITY PLANNING

2014-2015 Original Budget	2015-2016 Proposed Budget	2015-2016 vs 2014-2015	2016-2017 Proposed Budget	2016-2017 vs 2015-2016
---------------------------------	---------------------------------	---------------------------	---------------------------------	---------------------------

Sources of Funds Detail by Subobject

44939	FEDERAL DIRECT GRANT	700,000	75,000	(625,000)	600,000	525,000
48999	OTHER STATE GRANTS & SUBVENTIONS	1,044,096	885,000	(159,096)	385,000	(500,000)
49102	SF TRANSPORTATION AUTHORITY		139,276	139,276		(139,276)
49997	CITY DEPTS REVENUE FROM OCI	93,260	95,297	2,037	97,449	2,152
60157	PLANNING - CATEGORICAL EXEMPTION FEES	1,826,372	1,655,347	(171,025)	1,692,730	37,383
60173	NEW CONSTRUCTION BUILDING PERMITS	2,706,801	2,794,709	87,908	2,857,824	63,115
60183	PERMIT REFERRALS FROM OTHER AGENCIES	140,256	205,384	65,128	210,023	4,639
60188	CITY PLANNING APPLICATION REFUNDS	(259,568)	(265,236)	(5,668)	(271,226)	(5,990)
60189	BUILDING PERMIT ALTERATIONS	16,428,614	17,718,362	1,289,748	17,402,693	(315,669)
60190	PLANNING - CONDITIONAL USE FEES	2,459,580	2,859,789	400,209	2,924,374	64,585
60191	PLANNING - ENVIRONMENTAL REVIEW FEES	5,237,290	5,419,972	182,682	5,542,373	122,401
60192	PLANNING - VARIANCE FEES	502,324	691,759	189,435	707,381	15,622
60193	PLANNING - CERT OF APPROPRIATENESS FEES	142,623	106,746	(35,877)	109,157	2,411
60194	OTHER SHORT RANGE CITY PLANNING FEES	2,454,936	3,614,611	1,159,675	3,696,241	81,630
60195	PLANNING - MEDICAL CANNABIS DISPENSARY	13,311	34,415	21,104	35,192	777
61165	CODE ENFORCEMENT	370,357	668,161	297,804	772,282	104,121
75415	COMMUNITY IMPROVEMENT IMPACT FEE	1,561,600	1,421,332	(140,268)	789,285	(632,047)
78201	PRIVATE GRANTS	110,000	80,000	(30,000)	80,000	
865AC	EXP REC FR AIRPORT (AAO)	10,000	10,000		10,000	
865PO	EXP REC FR PORT COMMISSION (AAO)	107,000	107,000		107,000	
865PT	EXP REC FR PUBLIC TRANSPORTATION (AAO)	90,000	88,000	(2,000)	50,000	(38,000)
865RE	EXP REC FR REAL ESTATE (AAO)	36,500	37,379	879	37,379	
865RP	EXP REC FR REC & PARK (AAO)	81,194	82,073	879	82,073	
865UC	EXP REC FR PUC (AAO)	67,832	63,447	(4,385)	63,447	
875PT	EXP REC FR PUBLIC TRANSPORT (NON-AAO)	4,609	145,814	141,205	187,000	41,186
875PW	EXP REC FR PUBLIC WORKS (NON-AAO)	50,000	50,000		50,000	
GFS (1)	GENERAL FUND SUPPORT	2,372,625	2,105,090	(267,535)	2,385,412	280,322

Department: CPC : CITY PLANNING

2014-2015 Original Budget	2015-2016 Proposed Budget	2015-2016 vs 2014-2015	2016-2017 Proposed Budget	2016-2017 vs 2015-2016
---------------------------------	---------------------------------	---------------------------	---------------------------------	---------------------------

Sources of Funds Detail by Subobject

Total Sources by Funds	38,351,612	40,888,727	2,537,115	40,603,089	(285,638)
-------------------------------	-------------------	-------------------	------------------	-------------------	------------------

(1) This figure represents the nondepartmental (citywide) general fund revenues required to support the department's operations.

Uses of Funds Detail Appropriation

OPERATING:

1G AGF AAA: GF-NON-PROJECT-CONTROLLED

001	SALARIES	16,261,632	17,937,137	1,675,505	19,725,461	1,788,324
013	MANDATORY FRINGE BENEFITS	7,752,430	7,663,217	(89,213)	8,311,137	647,920
020	OVERHEAD	26,187	509,668	483,481	509,668	
021	NON PERSONNEL SERVICES	1,663,717	3,419,629	1,755,912	2,769,239	(650,390)
040	MATERIALS & SUPPLIES	207,656	314,891	107,235	303,714	(11,177)
060	CAPITAL OUTLAY	69,343	400,118	330,775	85,000	(315,118)
081	SERVICES OF OTHER DEPTS	4,456,370	5,107,398	651,028	5,164,853	57,455
	SUB-TOTAL 1G AGF AAA	30,437,335	35,352,058	4,914,723	36,869,072	1,517,014
	SUB-TOTAL OPERATING	30,437,335	35,352,058	4,914,723	36,869,072	1,517,014

CONTINUING PROJECTS:

1G AGF ACP: GF-CONTINUING PROJECTS

CCPPTP	PAVEMENT TO PARKS PROGRAM		300,000	300,000		(300,000)
CCPSTI	STREET TREE INVENTORY	200,000		(200,000)		
CPC100	NEIGHBORHOOD PROFILES PROJECT	639,284	596,266	(43,018)	618,912	22,646
PCP038	PLAN IMPLEMENTATION - GENERAL	281,044	282,352	1,308	288,538	6,186
PCP042	BACKLOG REDUCTION (SUPP APPROP FY1213)	3,007,896	89,282	(2,918,614)		(89,282)
PCP045	ELECTRONIC DOCUMENT REVIEW		300,000	300,000		(300,000)
PCP046	RECORDS DIGITIZATION		500,000	500,000		(500,000)
PCP047	COMMUNITY ENGAGEMENT & EDUCATION		200,000	200,000	200,000	
	SUB-TOTAL 1G AGF ACP	4,128,224	2,267,900	(1,860,324)	1,107,450	(1,160,450)

2S NDF BPC: BALBOA PARK COMMUNITY IMPROVEMENT FUND

PGBPC	BALBOA PARK COMMUNITY IMPROVEMENTS	5,300		(5,300)		
	SUB-TOTAL 2S NDF BPC	5,300		(5,300)		

2S NDF ENH: EASTERN NEIGHBORHOOD PUBLIC BENEFIT FUND

CCPNPS	IPIC-NEW PARK IN SOMA-DCP	300,000		(300,000)		
--------	---------------------------	---------	--	-----------	--	--

Department: CPC : CITY PLANNING

2014-2015 Original Budget	2015-2016 Proposed Budget	2015-2016 vs 2014-2015	2016-2017 Proposed Budget	2016-2017 vs 2015-2016
---------------------------------	---------------------------------	---------------------------	---------------------------------	---------------------------

Uses of Funds Detail Appropriation

CONTINUING PROJECTS:

2S NDF ENH: EASTERN NEIGHBORHOOD PUBLIC BENEFIT FUND

PGEENI	EASTERN NEIGHBRHD INFRASTRUCTURE IMPROVE	524,100	655,016	130,916	412,816	(242,200)
SUB-TOTAL 2S NDF ENH		824,100	655,016	(169,084)	412,816	(242,200)

2S NDF MOC: MARKET & OCTAVIA COMMUNITY IMPROVEMENT

CCPBBP	IPIC-DEVELOP BRADY BLOCK PARK (MO)	100,000	100,000			(100,000)
CCPOHP	IPIC-RE-EST OCTAVIA BLVD RIGHT OF WAY WI	150,000		(150,000)		
CCPPGC	IPIC-PAGE ST GREEN CONNECTION (MO)	25,000		(25,000)		
CCPSTP	IPIC-STREET TREE PLANTINGS PROGRAM-MO		50,000	50,000	50,000	
PGEMOC	MARKET OCTAVIA COMMUNITY IMPROVEMENTS	160,200	47,687	(112,513)	129,296	81,609
SUB-TOTAL 2S NDF MOC		435,200	197,687	(237,513)	179,296	(18,391)

2S NDF PCE: PLANNING CODE ENFORCEMENT FUND

PCP037	SIGN CODE ENFORCEMENT	370,357	361,810	(8,547)	365,230	3,420
PCP044	SHORT TERM RENTAL PROGRAM		306,351	306,351	407,052	100,701
SUB-TOTAL 2S NDF PCE		370,357	668,161	297,804	772,282	104,121

2S NDF RHP: RINCON HILL & SOMA COMMUNITY FUNDS

PMORHI	RINCON HILL COMMUNITY IMPROVEMENTS FUND	160,000	43,902	(116,098)		(43,902)
SUB-TOTAL 2S NDF RHP		160,000	43,902	(116,098)		(43,902)

2S NDF TCD: TRANSIT CENTER DISTRICT FUND

CCPPSO	IPIC-PORTSMOUTH SQUARE OPEN SPACE-TCDP	135,000	500,000	365,000	148,400	(351,600)
SUB-TOTAL 2S NDF TCD		135,000	500,000	365,000	148,400	(351,600)

2S NDF VVF: VISITACION VALLEY INFRASTRUCTURE FUND

PGEVVF	VISITACION VALLEY INFRASTRUCTURE FUND	2,000	24,727	22,727	48,773	24,046
SUB-TOTAL 2S NDF VVF		2,000	24,727	22,727	48,773	24,046

SUB-TOTAL CONTINUING PROJECTS		6,060,181	4,357,393	(1,702,788)	2,669,017	(1,688,376)
--------------------------------------	--	------------------	------------------	--------------------	------------------	--------------------

GRANTS:

2S CDB GNC: GRANTS; NON-PROJECT; CONTINUING

CPCAHP	CA OFFICE OF HISTORIC PRESERVATION	40,000	35,000	(5,000)	35,000	
CPCCAL	FY15-16 CALTRANS-TRANSPORT. PLANNING GRT		350,000	350,000	350,000	
CPCHRP	HOUSING RELATED PARKS PRG(DAGGETT PLACE)		500,000	500,000		(500,000)
CPCSCP	FY1415 SGC-SUSTAINABLE CHINATOWN PROJECT	304,096		(304,096)		
CPCSGC	STRATEGIC GROWTH COUNCIL	500,000		(500,000)		

Department: CPC : CITY PLANNING

2014-2015 Original Budget	2015-2016 Proposed Budget	2015-2016 vs 2014-2015	2016-2017 Proposed Budget	2016-2017 vs 2015-2016
---------------------------------	---------------------------------	---------------------------	---------------------------------	---------------------------

Uses of Funds Detail Appropriation

GRANTS:

2S CDB GNC: GRANTS; NON-PROJECT; CONTINUING

CPFNSG	FUNDERS NETWORK FOR SMART GRWTH & LIVABL	50,000		(50,000)		
CPFOCP	FRIENDS OF CITY PLANNING GRANT	60,000	80,000	20,000	80,000	
CPMTCP	2012-2016 CA MTC LOCAL PDA PLANNING AND	700,000		(700,000)	600,000	600,000
CPNPSU	PRESERVATION- UNDERREPRESENTED COMMUNITY		75,000	75,000		(75,000)
	SUB-TOTAL 2S CDB GNC	1,654,096	1,040,000	(614,096)	1,065,000	25,000

2S ENV GNC: GRANTS; NON-PROJECT; CONTINUING

CPCACC	CA COASTAL COMM/OCEAN PROTECTION COUNCIL	200,000		(200,000)		
	SUB-TOTAL 2S ENV GNC	200,000		(200,000)		

2S T&C GNC: GRANTS; NON-PROJECT; CONTINUING

CPTAGC	TA-GEARY CORRIDOR BUS RAPID TRANSIT PROJ		139,276	139,276		(139,276)
	SUB-TOTAL 2S T&C GNC		139,276	139,276		(139,276)

SUB-TOTAL GRANTS		1,854,096	1,179,276	(674,820)	1,065,000	(114,276)
-------------------------	--	------------------	------------------	------------------	------------------	------------------

Total Uses of Funds		38,351,612	40,888,727	2,537,115	40,603,089	(285,638)
----------------------------	--	-------------------	-------------------	------------------	-------------------	------------------

Department: CSC : CIVIL SERVICE COMMISSION

2014-2015 Original Budget	2015-2016 Proposed Budget	2015-2016 vs 2014-2015	2016-2017 Proposed Budget	2016-2017 vs 2015-2016
---------------------------------	---------------------------------	---------------------------	---------------------------------	---------------------------

Fund Summary

1G AGF	GENERAL FUND	1,119,109	1,173,401	54,292	1,193,288	19,887
Total Sources by Funds		1,119,109	1,173,401	54,292	1,193,288	19,887

Program Summary

FCV	CIVIL SERVICE COMMISSION	1,119,109	1,173,401	54,292	1,193,288	19,887
Total Uses by Program		1,119,109	1,173,401	54,292	1,193,288	19,887

Character Summary

001	SALARIES	582,326	623,011	40,685	641,484	18,473
013	MANDATORY FRINGE BENEFITS	256,575	248,157	(8,418)	249,118	961
021	NON PERSONNEL SERVICES	10,300	35,795	25,495	35,795	
040	MATERIALS & SUPPLIES	3,395	3,395		3,395	
081	SERVICES OF OTHER DEPTS	266,513	263,043	(3,470)	263,496	453
Total Uses by Character		1,119,109	1,173,401	54,292	1,193,288	19,887

Sources of Funds Detail by Subobject

865PT	EXP REC FR PUBLIC TRANSPORTATION(AAO)	140,000	160,839	20,839	160,839	
865UC	EXP REC FR PUC (AAO)	170,000	200,000	30,000	200,000	
GFS (1)	GENERAL FUND SUPPORT	809,109	812,562	3,453	832,449	19,887
Total Sources by Funds		1,119,109	1,173,401	54,292	1,193,288	19,887

(1) This figure represents the nondepartmental (citywide) general fund revenues required to support the department's operations.

Uses of Funds Detail Appropriation

OPERATING:

1G AGF AAA: GF-NON-PROJECT-CONTROLLED

001	SALARIES	582,326	623,011	40,685	641,484	18,473
013	MANDATORY FRINGE BENEFITS	256,575	248,157	(8,418)	249,118	961
021	NON PERSONNEL SERVICES	10,300	35,795	25,495	35,795	
040	MATERIALS & SUPPLIES	3,395	3,395		3,395	

Department: CSC : CIVIL SERVICE COMMISSION

2014-2015 Original Budget	2015-2016 Proposed Budget	2015-2016 vs 2014-2015	2016-2017 Proposed Budget	2016-2017 vs 2015-2016
---------------------------------	---------------------------------	---------------------------	---------------------------------	---------------------------

Uses of Funds Detail Appropriation

OPERATING:

1G AGF AAA: GF-NON-PROJECT-CONTROLLED

081	SERVICES OF OTHER DEPTS	266,513	263,043	(3,470)	263,496	453
	SUB-TOTAL 1G AGF AAA	1,119,109	1,173,401	54,292	1,193,288	19,887
	SUB-TOTAL OPERATING	1,119,109	1,173,401	54,292	1,193,288	19,887
	Total Uses of Funds	1,119,109	1,173,401	54,292	1,193,288	19,887

Department: CON : CONTROLLER

2014-2015 Original Budget	2015-2016 Proposed Budget	2015-2016 vs 2014-2015	2016-2017 Proposed Budget	2016-2017 vs 2015-2016
---------------------------------	---------------------------------	---------------------------	---------------------------------	---------------------------

Fund Summary

IG AGF	GENERAL FUND	53,637,306	62,799,020	9,161,714	73,157,615	10,358,595
Total Sources by Funds		53,637,306	62,799,020	9,161,714	73,157,615	10,358,595

Program Summary

FDG	ACCOUNTING OPERATIONS AND SYSTEMS	8,670,738	10,321,424	1,650,686	10,715,120	393,696
FDO	CITY SERVICES AUDITOR	15,060,195	15,535,723	475,528	15,400,193	(135,530)
FFM	ECONOMIC ANALYSIS	473,151	475,661	2,510	483,714	8,053
FDX	FINANCIAL SYSTEMS PROJECTS	8,580,798	14,879,395	6,298,597	25,571,900	10,692,505
FEB	MANAGEMENT, BUDGET AND ANALYSIS	5,123,591	3,794,751	(1,328,840)	3,634,621	(160,130)
FDC	PAYROLL AND PERSONNEL SERVICES	14,953,805	17,012,433	2,058,628	16,556,664	(455,769)
FFG	PUBLIC FINANCE	775,028	779,633	4,605	795,403	15,770
Total Uses by Program		53,637,306	62,799,020	9,161,714	73,157,615	10,358,595

Character Summary

001	SALARIES	24,647,359	29,037,403	4,390,044	30,761,276	1,723,873
013	MANDATORY FRINGE BENEFITS	10,469,462	11,267,760	798,298	11,710,235	442,475
020	OVERHEAD				1	1
021	NON PERSONNEL SERVICES	8,228,800	9,405,680	1,176,880	8,149,519	(1,256,161)
040	MATERIALS & SUPPLIES	429,200	429,200		414,200	(15,000)
060	CAPITAL OUTLAY		250,000	250,000	60,000	(190,000)
06P	PROGRAMMATIC PROJECTS	6,956,756	8,473,405	1,516,649	18,308,055	9,834,650
081	SERVICES OF OTHER DEPTS	2,905,729	3,935,572	1,029,843	3,754,329	(181,243)
Total Uses by Character		53,637,306	62,799,020	9,161,714	73,157,615	10,358,595

Sources of Funds Detail by Subobject

10940	PROP TAX-ADMINISTRATIVE COST	36,360	45,000	8,640	45,000	
49997	CITY DEPTS REVENUE FROM OCII	130,000	130,000		130,000	
60140	PAYROLL DEDUCTION PROCESSING FEE-CON	76,000	76,000		76,000	
60141	LOCAL TRANSPORTATION FUND ADMIN	161,000	161,000		161,000	
60159	ASSESSMENT ADMIN CHARGE	50,000		(50,000)		
60167	DELINQUENT INSTALLMENT COLLECTION FEE	40,812	40,812		40,812	
60168	REDEMPTION FEE	38,014	38,014		38,014	

Department: CON : CONTROLLER

2014-2015 Original Budget	2015-2016 Proposed Budget	2015-2016 vs 2014-2015	2016-2017 Proposed Budget	2016-2017 vs 2015-2016
---------------------------------	---------------------------------	---------------------------	---------------------------------	---------------------------

Sources of Funds Detail by Subobject

69999	OTHER OPERATING REVENUE		38,500	38,500	38,500	
78951	EXPIRED CHECK CANCELLATIONS(REISSUE)	600,000	1,000,000	400,000	1,000,000	
86599	EXP REC-GENERAL UNALLOCATED	14,904,844	15,266,985	362,141	15,342,784	75,799
865AA	EXP REC FR ASIAN ARTS MUSEUM (AAO)	7,925	14,674	6,749	26,259	11,585
865AC	EXP REC FR AIRPORT (AAO)	2,236,233	3,213,294	977,061	4,360,432	1,147,138
865AD	EXP REC FR ADMINISTRATIVE SERVICES (AAO)	31,209	67,405	36,196	67,944	539
865AR	EXP REC FR ART COMMISSION (AAO)	12,825	23,746	10,921	42,493	18,747
865AS	EXP REC FR ASSESSOR (AAO)	68,875		(68,875)		
865BI	EXP REC FR BLDG INSPECTION (AAO)	247,800	338,355	90,555	440,866	102,511
865CD	EXP REC FR CHILD SUPPORT SERVICES(AAO)	63,810	79,683	15,873	96,680	16,997
865CH	EXP REC FR CHILD;YOUTH & FAM (AAO)	76,631	32,167	(44,464)	31,766	(401)
865CI	EXP REC FR CHILDREN AND FAMILIES (AAO)	6,267	42,387	36,120	67,480	25,093
865CP	EXP REC FR CITY PLANNING (AAO)	68,675	83,098	14,423	79,045	(4,053)
865CT	EXP REC FR CITY ATTORNEY (AAO)	120,843	136,090	15,247	128,796	(7,294)
865EV	EXP REC FR ENVIRONMENT (AAO)	65,712	84,604	18,892	106,752	22,148
865FA	EXP REC FR FINE ARTS MUSEUM (AAO)	15,505	28,709	13,204	51,375	22,666
865GE	EXP REC FR GENERAL CITY RESP (AAO)	9,006,688	13,222,228	4,215,540	18,481,862	5,259,634
865HC	EXP REC FR COMM HEALTH SERVICE (AAO)	1,059,261	1,222,961	163,700	1,191,649	(31,312)
865HG	EXP REC FR SF GENERAL HOSPITAL (AAO)	1,356,461	1,624,890	268,429	1,612,649	(12,241)
865HL	EXP REC FR LAGUNA HONDA HOSPITAL (AAO)	796,441	922,350	125,909	897,641	(24,709)
865HM	EXP REC FR COMM MENTAL HEALTH (AAO)	157,881	190,050	32,169	195,933	5,883
865HS	EXP REC FR HSS (AAO)	25,396	36,526	11,130	48,241	11,715
865LB	EXP REC FR PUBLIC LIBRARY (AAO)	354,174	468,444	114,270	587,001	118,557
865OC	EXP REC FR OFFICE OF CONTRACT ADMIN(AAO)	10,000	50,000	40,000	50,000	
865PA	EXP REC FR PERMIT APPEALS (AAO)	854	1,581	727	2,829	1,248
865PO	EXP REC FR PORT COMMISSION (AAO)	182,104	267,744	85,640	384,142	116,398
865PT	EXP REC FR PUBLIC TRANSPORTATION(AAO)	3,281,143	4,423,873	1,142,730	5,427,063	1,003,190
865PW	EXP REC FR PUBLIC WORKS (AAO)	875,059	1,151,758	276,699	1,252,866	101,108
865RB	EXP REC FR RENT ARBITRATION BD (AAO)	22,178	30,038	7,860	38,161	8,123
865RD	EXP REC FR HUMAN RESOURCES (AAO)		52,000	52,000	52,000	
865RH	EXP REC FR RETIREE HEALTH TRUST BOARD	12,500	75,000	62,500	75,000	
865RP	EXP REC FR REC & PARK (AAO)	417,372	477,888	60,516	456,378	(21,510)
865RS	EXP REC FR RETIREMENT SYSTEM (AAO)	72,474	111,093	38,619	141,662	30,569
865SS	EXP REC FR HUMAN SERVICES (AAO)	896,215	1,568,113	671,898	2,600,919	1,032,806
865TI	EXP REC FROM ISD (AAO)	93,780	110,945	17,165	104,090	(6,855)
865TR	EXP REC FR TREAS/TAX COLL (AAO)	25,000	135,200	110,200		(135,200)

Department: CON : CONTROLLER

2014-2015 Original Budget	2015-2016 Proposed Budget	2015-2016 vs 2014-2015	2016-2017 Proposed Budget	2016-2017 vs 2015-2016
---------------------------------	---------------------------------	---------------------------	---------------------------------	---------------------------

Sources of Funds Detail by Subobject

865UC	EXP REC FR PUC (AAO)	2,527,044	2,701,287	174,243	3,813,278	1,111,991
865UH	EXP REC FR HETCH HETCHY (AAO)		149,356	149,356	151,328	1,972
865UW	EXP REC FR WATER DEPT (AAO)		420,911	420,911	426,465	5,554
865WM	EXP REC FR WAR MEMORIAL (AAO)	22,970	25,591	2,621	26,828	1,237
865WP	EXP REC FR CLEANWATER (AAO)		230,096	230,096	233,132	3,036
87591	EXP REC-BOND ISSUANCE COSTS	125,000	125,000		125,000	
87599	EXP REC-UNALLOCATED (NON-AAO FDS)	1,022,272	1,248,705	226,433	1,263,433	14,728
875SD	EXP REC FR COUNTY ED(NON-AAO)	106	195	89	348	153
99999B	BEGINNING FUND BALANCE-BUDGET BASIS	225,273	225,000	(273)		(225,000)
GFS (1)	GENERAL FUND SUPPORT	12,010,320	10,589,674	(1,420,646)	11,145,719	556,045
Total Sources by Funds		53,637,306	62,799,020	9,161,714	73,157,615	10,358,595

29

(1) This figure represents the nondepartmental (citywide) general fund revenues required to support the department's operations.

Uses of Funds Detail Appropriation

OPERATING:

1G AGF AAA: GF-NON-PROJECT-CONTROLLED

001	SALARIES	9,863,778	11,657,781	1,794,003	12,086,451	428,670
013	MANDATORY FRINGE BENEFITS	4,411,754	4,692,023	280,269	4,819,328	127,305
020	OVERHEAD		(2,144,000)	(2,144,000)	(2,231,865)	(87,865)
021	NON PERSONNEL SERVICES	1,076,545	1,335,957	259,412	1,341,990	6,033
040	MATERIALS & SUPPLIES	233,782	233,782		233,782	
081	SERVICES OF OTHER DEPTS	906,708	1,233,951	327,243	1,048,796	(185,155)
SUB-TOTAL 1G AGF AAA		16,492,567	17,009,494	516,927	17,298,482	288,988
SUB-TOTAL OPERATING		16,492,567	17,009,494	516,927	17,298,482	288,988

CONTINUING PROJECTS:

1G AGF ACP: GF-CONTINUING PROJECTS

PCOCEA	ECONOMIC ANALYSIS	473,151	475,661	2,510	483,714	8,053
PCOCGJ	CIVIL GRAND JURY	184,282	185,181	899	188,140	2,959
PCOFSR	FINANCIAL SYSTEMS REPLACEMENT PROJECT	8,225,798	14,879,395	6,653,597	25,571,900	10,692,505
PCOOPF	OFFICE OF PUBLIC FINANCE	775,028	779,633	4,605	795,403	15,770

Department: CON : CONTROLLER

2014-2015 Original Budget	2015-2016 Proposed Budget	2015-2016 vs 2014-2015	2016-2017 Proposed Budget	2016-2017 vs 2015-2016
---------------------------------	---------------------------------	---------------------------	---------------------------------	---------------------------

Uses of Funds Detail Appropriation

CONTINUING PROJECTS:

1G AGF ACP: GF-CONTINUING PROJECTS

PCOSYS	FINANCIAL BUDGET AND PAYROLL SYSTEMS	355,000		(355,000)		
SUB-TOTAL 1G AGF ACP		10,013,259	16,319,870	6,306,611	27,039,157	10,719,287
SUB-TOTAL CONTINUING PROJECTS		10,013,259	16,319,870	6,306,611	27,039,157	10,719,287

WORK ORDERS/OVERHEAD:

1G AGF WOF: GENERAL FUND WORK ORDER FUND

CON05	PAYROLL PERSONNEL	12,071,285	13,933,933	1,862,648	13,419,783	(514,150)
CON06	CITY SERVICES AUDITOR	15,060,195	15,535,723	475,528	15,400,193	(135,530)
SUB-TOTAL 1G AGF WOF		27,131,480	29,469,656	2,338,176	28,819,976	(649,680)
SUB-TOTAL WORK ORDERS/OVERHEAD		27,131,480	29,469,656	2,338,176	28,819,976	(649,680)
Total Uses of Funds		53,637,306	62,799,020	9,161,714	73,157,615	10,358,595

Department: USD : COUNTY EDUCATION OFFICE

2014-2015 Original Budget	2015-2016 Proposed Budget	2015-2016 vs 2014-2015	2016-2017 Proposed Budget	2016-2017 vs 2015-2016
---------------------------------	---------------------------------	---------------------------	---------------------------------	---------------------------

Fund Summary

1G AGF	GENERAL FUND	116,000	116,000	116,000
Total Sources by Funds		116,000	116,000	116,000

Program Summary

EEE	COUNTY EDUCATION SERVICES	116,000	116,000	116,000
Total Uses by Program		116,000	116,000	116,000

Character Summary

038	CITY GRANT PROGRAMS	116,000	116,000	116,000
Total Uses by Character		116,000	116,000	116,000

Sources of Funds Detail by Subobject

GFS (1)	GENERAL FUND SUPPORT	116,000	116,000	116,000
Total Sources by Funds		116,000	116,000	116,000

(1) This figure represents the nondepartmental (citywide) general fund revenues required to support the department's operations.

Uses of Funds Detail Appropriation

OPERATING:

1G AGF AAA: GF-NON-PROJECT-CONTROLLED

038	CITY GRANT PROGRAMS	116,000	116,000	116,000
SUB-TOTAL 1G AGF AAA		116,000	116,000	116,000
SUB-TOTAL OPERATING		116,000	116,000	116,000
Total Uses of Funds		116,000	116,000	116,000

Department: DAT : DISTRICT ATTORNEY

2014-2015 Original Budget	2015-2016 Proposed Budget	2015-2016 vs 2014-2015	2016-2017 Proposed Budget	2016-2017 vs 2015-2016
---------------------------------	---------------------------------	---------------------------	---------------------------------	---------------------------

Fund Summary

1G AGF	GENERAL FUND	43,888,032	46,458,321	2,570,289	47,436,445	978,124
2S PPF	PUBLIC PROTECTION SPECIAL REVENUE FUND	4,693,579	4,825,564	131,985	4,839,389	13,825
Total Sources by Funds		48,581,611	51,283,885	2,702,274	52,275,834	991,949

Program Summary

ASI	ADMINISTRATION - CRIMINAL & CIVIL	1,912,330	2,820,669	908,339	2,807,355	(13,314)
AID	CAREER CRIMINAL PROSECUTION	1,076,820	1,088,314	11,494	1,113,684	25,370
AIH	CHILD ABDUCTION	983,801	1,041,079	57,278	1,086,813	45,734
AIJ	FAMILY VIOLENCE PROGRAM	1,549,890	1,609,034	59,144	1,637,579	28,545
AIA	FELONY PROSECUTION	28,637,575	30,164,084	1,526,509	30,791,891	627,807
AIF	MISDEMEANOR PROSECUTION	2,231,041	2,307,691	76,650	2,358,764	51,073
AII	SUPPORT SERVICES	7,300,773	7,579,465	278,692	7,788,468	209,003
AIE	WORK ORDERS & GRANTS	4,889,381	4,673,549	(215,832)	4,691,280	17,731
Total Uses by Program		48,581,611	51,283,885	2,702,274	52,275,834	991,949

Character Summary

001	SALARIES	32,309,059	34,434,834	2,125,775	35,486,770	1,051,936
013	MANDATORY FRINGE BENEFITS	12,273,430	11,914,222	(359,208)	12,002,774	88,552
020	OVERHEAD		(80,000)	(80,000)	(80,000)	
021	NON PERSONNEL SERVICES	2,322,325	2,305,399	(16,926)	2,177,683	(127,716)
038	CITY GRANT PROGRAMS	256,746	385,597	128,851	385,597	
040	MATERIALS & SUPPLIES	338,187	337,033	(1,154)	335,219	(1,814)
060	CAPITAL OUTLAY	99,348	80,925	(18,423)	27,003	(53,922)
081	SERVICES OF OTHER DEPTS	982,516	1,905,875	923,359	1,940,788	34,913
Total Uses by Character		48,581,611	51,283,885	2,702,274	52,275,834	991,949

Sources of Funds Detail by Subobject

44931	FEDERAL GRANTS PASS-THROUGH STATE/OTHER	704,604	785,778	81,174	785,778	
44933	RECOVERY INDIRECT GRANT COSTS	80,000		(80,000)		
44939	FEDERAL DIRECT GRANT	176,340	176,340		176,340	
44951	STATE-NARC FORFEITURES & SEIZURES	80,000	80,000		80,000	
48918	DISTRICT ATTORNEY/PUBLIC DEFENDER-AB109	170,000	250,000	80,000	297,000	47,000

Department: DAT : DISTRICT ATTORNEY

2014-2015 Original Budget	2015-2016 Proposed Budget	2015-2016 vs 2014-2015	2016-2017 Proposed Budget	2016-2017 vs 2015-2016
---------------------------------	---------------------------------	---------------------------	---------------------------------	---------------------------

Sources of Funds Detail by Subobject

48923	PEACE OFFICER TRAINING	16,000	16,000		16,000	
48999	OTHER STATE GRANTS & SUBVENTIONS	3,043,222	2,582,407	(460,815)	2,582,407	
60114	DA BAD CHECK DIVERSION FEES	5,000	5,000		5,000	
60116	RECORDER-RE RECORDATION FEE	245,380	245,380		245,380	
60150	DISCOVERY FEES	54,000	54,000		54,000	
60199	OTHER GENERAL GOVERNMENT CHARGES	80,000	80,000		80,000	
60618	COMMUNITY COURT FEES	5,000	5,000		5,000	
60676	FIRST OFFENDER PROSTITUTION PROGRAM FEE	104,188	104,188		104,188	
865CD	EXP REC FR CHILD SUPPORT SERVICES(AAO)	12,000	12,000		12,000	
865CH	EXP REC FR CHILD;YOUTH & FAM (AAO)		125,000	125,000	125,000	
865MY	EXP REC FR MAYOR (AAO)	275,000	275,692	692	282,499	6,807
865PC	EXP REC FR POLICE COMMISSION (AAO)	301,750	301,750		301,750	
865SS	EXP REC FR HUMAN SERVICES (AAO)	376,465	414,582	38,117	425,506	10,924
99999B	BEGINNING FUND BALANCE-BUDGET BASIS	505,225	1,016,851	511,626	1,030,676	13,825
GFS (1)	GENERAL FUND SUPPORT	42,347,437	44,753,917	2,406,480	45,667,310	913,393
Total Sources by Funds		48,581,611	51,283,885	2,702,274	52,275,834	991,949

(1) This figure represents the nondepartmental (citywide) general fund revenues required to support the department's operations.

Uses of Funds Detail Appropriation

OPERATING:

1G AGF AAA: GF-NON-PROJECT-CONTROLLED

001	SALARIES	26,317,059	27,962,977	1,645,918	28,833,667	870,690
013	MANDATORY FRINGE BENEFITS	10,084,421	9,757,408	(327,013)	9,883,782	126,374
020	OVERHEAD		(80,000)	(80,000)	(80,000)	
021	NON PERSONNEL SERVICES	1,261,865	1,261,865		1,261,865	
038	CITY GRANT PROGRAMS	256,746	260,597	3,851	260,597	
040	MATERIALS & SUPPLIES	137,480	137,480		137,480	
060	CAPITAL OUTLAY	99,348	80,925	(18,423)	27,003	(53,922)
081	SERVICES OF OTHER DEPTS	952,516	1,875,875	923,359	1,910,788	34,913
SUB-TOTAL 1G AGF AAA		39,109,435	41,257,127	2,147,692	42,235,182	978,055
SUB-TOTAL OPERATING		39,109,435	41,257,127	2,147,692	42,235,182	978,055

Department: DAT : DISTRICT ATTORNEY

2014-2015 Original Budget	2015-2016 Proposed Budget	2015-2016 vs 2014-2015	2016-2017 Proposed Budget	2016-2017 vs 2015-2016
---------------------------------	---------------------------------	---------------------------	---------------------------------	---------------------------

Uses of Funds Detail Appropriation

CONTINUING PROJECTS:

1G AGF ACP: GF-CONTINUING PROJECTS

PDA060	PEACE OFFICER STD & TESTING 01-004-060	16,000	16,000		16,000	
PDA063	CHILD ABDUCTION	983,801	1,041,079	57,278	1,086,813	45,734
PDA064	PROSECUTIONS 01/001/064	1,076,820	1,088,314	11,494	1,113,684	25,370
PDA075	FAMILY VIOLENCE	1,549,890	1,609,034	59,144	1,637,579	28,545
PDAPEP	PAPERLESS ENVIRONMENT/DMS IMPL PROJECT		125,000	125,000		(125,000)
PRR022	DIST ATTY 54% ALLOC REAL ESTATE REC FEE	186,871	192,743	5,872	200,432	7,689
	SUB-TOTAL 1G AGF ACP	3,813,382	4,072,170	258,788	4,054,508	(17,662)

2S PPF DAF: DA-SPECIAL REVENUE FUND

PDA111	FIRST OFFENDER PROSTITUTION PROGRAM	104,188	104,188		104,188	
PDA112	CIVIL LITIGATION FUND	228,102	380,000	151,898	380,000	
PDA113	DA CONSUMER PROTECTION ENFORCEMENT-PROP 64	357,123	716,851	359,728	730,676	13,825
	SUB-TOTAL 2S PPF DAF	689,413	1,201,039	511,626	1,214,864	13,825

2S PPF DAN: DA-NARC FORF & ASSET SEIZURE FUND

PDA400	NARCOTIC FORFEITURE & ASSET SEIZURE	80,000	80,000		80,000	
	SUB-TOTAL 2S PPF DAN	80,000	80,000		80,000	

SUB-TOTAL CONTINUING PROJECTS		4,582,795	5,353,209	770,414	5,349,372	(3,837)
--------------------------------------	--	------------------	------------------	----------------	------------------	----------------

GRANTS:

2S PPF GNC: GRANTS; NON-PROJECT; CONTINUING

DAAUTO	DEPT OF INS AUTO INSURANCE FRAUD	250,000	250,000		250,000	
DACRCO	CRIMINAL RESTITUTION COMPACT	85,658	85,658		85,658	
DAFORE	FORECLOSURE CRISIS RELIEF FUND	362,815		(362,815)		
DARECT	HIGH TECH CRIMES GRANT	145,000	45,000	(100,000)	45,000	
DASBOC	STATE BOARD OF CONTROL	714,138	714,138		714,138	
DASEAB	SPEC. EMPH. VICTIM WITNESS-ELDER ABUSE	125,000	125,000		125,000	
DAVIWI	VICTIM WITNESS ASSISTANCE PROGRAM	533,985	533,985		533,985	
DAVWOM	VIOLENCE AGAINST WOMEN-VERTICAL PROSECUT	215,488	215,488		215,488	
DAWCOM	INVEST/PROSECUTION-WORKER'S COMP FRAUD	702,366	702,366		702,366	
MYBYRN	BYRNE ANTI DRUG ABUSE ENFORCEMENT	135,376	216,550	81,174	216,550	
MYFJAG	FEDERAL BYRNE JUSTICE ASSISTANCE GRANT	176,340	176,340		176,340	

Department: DAT : DISTRICT ATTORNEY

2014-2015 Original Budget	2015-2016 Proposed Budget	2015-2016 vs 2014-2015	2016-2017 Proposed Budget	2016-2017 vs 2015-2016
---------------------------------	---------------------------------	---------------------------	---------------------------------	---------------------------

Uses of Funds Detail Appropriation

GRANTS:

2S PPF GNC: GRANTS; NON-PROJECT; CONTINUING

SFCOPS	COPS PROGRAM -AB3229/AB1913	478,000	480,000	2,000	480,000
SUB-TOTAL 2S PPF GNC		3,924,166	3,544,525	(379,641)	3,544,525

SUB-TOTAL GRANTS		3,924,166	3,544,525	(379,641)	3,544,525
-------------------------	--	------------------	------------------	------------------	------------------

WORK ORDERS/OVERHEAD:

1G AGF WOF: GENERAL FUND WORK ORDER FUND

DAT01	DISTRICT ATTORNEY SERVICES	965,215	1,129,024	163,809	1,146,755	17,731
SUB-TOTAL 1G AGF WOF		965,215	1,129,024	163,809	1,146,755	17,731

SUB-TOTAL WORK ORDERS/OVERHEAD		965,215	1,129,024	163,809	1,146,755	17,731
---------------------------------------	--	----------------	------------------	----------------	------------------	---------------

Total Uses of Funds		48,581,611	51,283,885	2,702,274	52,275,834	991,949
----------------------------	--	-------------------	-------------------	------------------	-------------------	----------------

Department: ECN : ECONOMIC AND WORKFORCE DEVELOPMENT

2014-2015 Original Budget	2015-2016 Proposed Budget	2015-2016 vs 2014-2015	2016-2017 Proposed Budget	2016-2017 vs 2015-2016
---------------------------------	---------------------------------	---------------------------	---------------------------------	---------------------------

Fund Summary

1G AGF	GENERAL FUND	29,757,432	33,213,071	3,455,639	31,582,730	(1,630,341)
2S CDB	COMMUNITY DEVELOPMENT SPECIAL REV FUND	5,928,981	5,910,180	(18,801)	5,925,669	15,489
2S CRF	CULTURE & RECREATION SPEC REV FD	1,125,000	1,450,000	325,000	1,450,000	
2S NDF	NEIGHBORHOOD DEVELOPMENT SPEC REV FD	10,000	10,000		10,000	
Total Sources by Funds		36,821,413	40,583,251	3,761,838	38,968,399	(1,614,852)

Program Summary

FAL	CHILDREN'S BASELINE	314,065	314,065		314,065	
BK5	ECONOMIC DEVELOPMENT	15,385,760	13,126,610	(2,259,150)	11,645,347	(1,481,263)
BFS	FILM SERVICES	1,125,000	1,450,000	325,000	1,450,000	
BL2	FINANCE AND ADMINISTRATION		1,174,875	1,174,875	1,263,982	89,107
BL3	JOINT DEVELOPMENT		2,252,009	2,252,009	2,273,691	21,682
BK7	OFFICE OF SMALL BUSINESS	891,470	896,707	5,237	912,896	16,189
BL1	WORKFORCE TRAINING	19,105,118	21,368,985	2,263,867	21,108,418	(260,567)
Total Uses by Program		36,821,413	40,583,251	3,761,838	38,968,399	(1,614,852)

Character Summary

001	SALARIES	9,630,986	10,637,469	1,006,483	11,063,585	426,116
013	MANDATORY FRINGE BENEFITS	4,106,264	4,192,394	86,130	4,282,280	89,886
020	OVERHEAD	574,700	(574,917)	(1,149,617)	(574,917)	
021	NON PERSONNEL SERVICES	2,284,759	2,713,154	428,395	2,631,995	(81,159)
038	CITY GRANT PROGRAMS	17,478,713	20,316,978	2,838,265	18,956,465	(1,360,513)
040	MATERIALS & SUPPLIES	136,285	105,785	(30,500)	105,785	
06P	PROGRAMMATIC PROJECTS	741,107	745,664	4,557	745,664	
081	SERVICES OF OTHER DEPTS	1,858,599	2,436,724	578,125	1,747,542	(689,182)
091	OPERATING TRANSFERS OUT	11,272	11,272		11,272	
ELU	TRANSFER ADJUSTMENTS-USERS	(1,272)	(1,272)		(1,272)	
Total Uses by Character		36,821,413	40,583,251	3,761,838	38,968,399	(1,614,852)

Sources of Funds Detail by Subobject

11310	BUSINESS REGISTRATION TAX	65,000	65,000			(65,000)
30130	INTEREST EARNED - LOANS/LEASES	8,728	8,728		8,728	

Department: ECN : ECONOMIC AND WORKFORCE DEVELOPMENT

2014-2015 Original Budget	2015-2016 Proposed Budget	2015-2016 vs 2014-2015	2016-2017 Proposed Budget	2016-2017 vs 2015-2016
---------------------------------	---------------------------------	---------------------------	---------------------------------	---------------------------

Sources of Funds Detail by Subobject

40299	OTHER FEDERAL-PUBLIC ASSISTANCE PROGRAM	115,345	135,001	19,656	135,001	
44931	FEDERAL GRANTS PASS-THROUGH STATE/OTHER	5,928,981	5,910,180	(18,801)	5,925,669	15,489
44933	RECOVERY INDIRECT GRANT COSTS	996,297		(996,297)		
60199	OTHER GENERAL GOVERNMENT CHARGES	225,000	250,000	25,000	250,000	
69999	OTHER OPERATING REVENUE	180,000	180,000		180,000	
79994	DEVELOPER EXACTIONS	2,445,101	1,892,017	(553,084)	1,913,699	21,682
865AC	EXP REC FR AIRPORT (AAO)	798,498	798,498		798,498	
865AD	EXP REC FR ADMINISTRATIVE SERVICES (AAO)	140,000	140,000			(140,000)
865BI	EXP REC FR BLDG INSPECTION (AAO)	225,750	225,750		225,750	
865CA	EXP REC FR ADM (AAO)	400,000	400,000		400,000	
865CP	EXP REC FR CITY PLANNING (AAO)		271,081	271,081	305,822	34,741
865PO	EXP REC FR PORT COMMISSION (AAO)	125,000	125,000		125,000	
865PT	EXP REC FR PUBLIC TRANSPORTATION(AAO)	389,956	389,956		389,956	
865TR	EXP REC FR TREAS/TAX COLL (AAO)	476,674	145,466	(331,208)		(145,466)
865UC	EXP REC FR PUC (AAO)	1,505,000	1,005,000	(500,000)	1,005,000	
865UH	EXP REC FR HETCH HETCHY (AAO)		200,000	200,000	200,000	
865UW	EXP REC FR WATER DEPT (AAO)		200,000	200,000	200,000	
865WP	EXP REC FR CLEANWATER (AAO)		100,000	100,000	100,000	
875PT	EXP REC FR PUBLIC TRANSPORT (NON-AAO)	592,703	592,703		592,703	
9301G	OTI FR 1G-GENERAL FUND	501,272	801,272	300,000	801,272	
99999B	BEGINNING FUND BALANCE-BUDGET BASIS	1,642,601		(1,642,601)		
ELIMSD	TRANSFER ADJUSTMENTS-SOURCES	(1,272)	(1,272)		(1,272)	
GFS (1)	GENERAL FUND SUPPORT	20,060,779	26,748,871	6,688,092	25,412,573	(1,336,298)
Total Sources by Funds		36,821,413	40,583,251	3,761,838	38,968,399	(1,614,852)

(1) This figure represents the nondepartmental (citywide) general fund revenues required to support the department's operations.

Uses of Funds Detail Appropriation

OPERATING:

1G AGF AAA: GF-NON-PROJECT-CONTROLLED

001	SALARIES	518,283	2,161,661	1,643,378	2,255,106	93,445
013	MANDATORY FRINGE BENEFITS	220,217	842,324	622,107	854,175	11,851
020	OVERHEAD		(1,149,123)	(1,149,123)	(1,149,123)	
021	NON PERSONNEL SERVICES	41,600	59,350	17,750	59,350	
040	MATERIALS & SUPPLIES	16,020	12,020	(4,000)	12,020	

Department: ECN : ECONOMIC AND WORKFORCE DEVELOPMENT

2014-2015 Original Budget	2015-2016 Proposed Budget	2015-2016 vs 2014-2015	2016-2017 Proposed Budget	2016-2017 vs 2015-2016
---------------------------------	---------------------------------	---------------------------	---------------------------------	---------------------------

Uses of Funds Detail Appropriation

OPERATING:

1G AGF AAA: GF-NON-PROJECT-CONTROLLED

081	SERVICES OF OTHER DEPTS	39,350	89,350	50,000	89,350	
	SUB-TOTAL 1G AGF AAA	835,470	2,015,582	1,180,112	2,120,878	105,296
	SUB-TOTAL OPERATING	835,470	2,015,582	1,180,112	2,120,878	105,296

ANNUAL PROJECTS:

1G AGF AAP: GF-ANNUAL PROJECT

PBE011	ECONOMIC DEVELOPMENT PROJECTS	11,070,938	12,816,610	1,745,672	11,335,347	(1,481,263)
PBEJTD	PUBLIC-PRIVATE DEVELOPMENT PROJECTS		2,252,009	2,252,009	2,273,691	21,682
PBEWFD	WORKFORCE DEVELOPMENT	13,640,202	16,022,870	2,382,668	15,746,814	(276,056)
	SUB-TOTAL 1G AGF AAP	24,711,140	31,091,489	6,380,349	29,355,852	(1,735,637)
	SUB-TOTAL ANNUAL PROJECTS	24,711,140	31,091,489	6,380,349	29,355,852	(1,735,637)

CONTINUING PROJECTS:

1G AGF ACP: GF-CONTINUING PROJECTS

PBE006	CITY ECONOMIC DEVELOPMENT PLAN	50,000	50,000		50,000	
PBEDAE	DISABILITY ACCESS AND EDUCATION PROGRAM	56,000	56,000		56,000	
PBEJTD	PUBLIC-PRIVATE DEVELOPMENT PROJECTS	2,463,493		(2,463,493)		
PBESBR	SMALL BUSINESS REVOLVING LOAN FUND	1,641,329		(1,641,329)		
	SUB-TOTAL 1G AGF ACP	4,210,822	106,000	(4,104,822)	106,000	

2S CRF MFP: MOBED-FILM PROD SP FUND

PAD010	FILM REBATE PROGRAM	500,000	800,000	300,000	800,000	
PBE101	FILM	625,000	650,000	25,000	650,000	
	SUB-TOTAL 2S CRF MFP	1,125,000	1,450,000	325,000	1,450,000	

2S NDF OLN: NEIGHBORHOOD OTHER LOANS-NON-GRANT

PBEWEL	OEWD FACADE IMPRV WFARGO LOAN	10,000	10,000		10,000	
	SUB-TOTAL 2S NDF OLN	10,000	10,000		10,000	
	SUB-TOTAL CONTINUING PROJECTS	5,345,822	1,566,000	(3,779,822)	1,566,000	

GRANTS:

2S CDB GPC: GRANTS; PROJECT; CONTINUING

MERRFG	RAPID RESPONSE FORMULA GRANT	391,879	259,237	(132,642)	259,237	
MESBDC	SMALL BUSINESS DEVELOPMENT CENTER GRANT	150,000	250,000	100,000	250,000	
MEWI15	WIA SUBGRANT PROGRAM YEAR 14/15	5,087,102		(5,087,102)		

Department: ECN : ECONOMIC AND WORKFORCE DEVELOPMENT

2014-2015 Original Budget	2015-2016 Proposed Budget	2015-2016 vs 2014-2015	2016-2017 Proposed Budget	2016-2017 vs 2015-2016
---------------------------------	---------------------------------	---------------------------	---------------------------------	---------------------------

Uses of Funds Detail Appropriation

GRANTS:

2S CDB GPC: GRANTS; PROJECT; CONTINUING

MEWI16	WIA SUBGRANT PROGRAM YEAR 15/16	300,000	5,100,943	4,800,943	5,116,432	15,489
MEWI17	WIA SUBGRANT PROGRAM YEAR 16/17		300,000	300,000	300,000	
SUB-TOTAL 2S CDB GPC		5,928,981	5,910,180	(18,801)	5,925,669	15,489
SUB-TOTAL GRANTS		5,928,981	5,910,180	(18,801)	5,925,669	15,489
Total Uses of Funds		36,821,413	40,583,251	3,761,838	38,968,399	(1,614,852)

Department: REG : ELECTIONS

2014-2015 Original Budget	2015-2016 Proposed Budget	2015-2016 vs 2014-2015	2016-2017 Proposed Budget	2016-2017 vs 2015-2016
---------------------------------	---------------------------------	---------------------------	---------------------------------	---------------------------

Fund Summary

1G AGF	GENERAL FUND	16,341,790	19,032,068	2,690,278	14,068,196	(4,963,872)
Total Sources by Funds		16,341,790	19,032,068	2,690,278	14,068,196	(4,963,872)

Program Summary

FCH	ELECTIONS	16,341,790	19,032,068	2,690,278	14,068,196	(4,963,872)
Total Uses by Program		16,341,790	19,032,068	2,690,278	14,068,196	(4,963,872)

Character Summary

001	SALARIES	4,417,611	5,611,372	1,193,761	4,776,088	(835,284)
013	MANDATORY FRINGE BENEFITS	1,657,570	1,640,949	(16,621)	1,385,444	(255,505)
021	NON PERSONNEL SERVICES	6,921,893	10,110,571	3,188,678	6,635,725	(3,474,846)
040	MATERIALS & SUPPLIES	261,752	293,424	31,672	222,399	(71,025)
060	CAPITAL OUTLAY	2,162,863	252,631	(1,910,232)	14,294	(238,337)
081	SERVICES OF OTHER DEPTS	920,101	1,123,121	203,020	1,034,246	(88,875)
Total Uses by Character		16,341,790	19,032,068	2,690,278	14,068,196	(4,963,872)

Sources of Funds Detail by Subobject

60136	COUNTY CANDIDATE FILING FEE	54,045	72,702	18,657	27,911	(44,791)
60149	PAID BALLOT ARGUMENT FEE	25,000	50,000	25,000	25,000	(25,000)
60199	OTHER GENERAL GOVERNMENT CHARGES	3,000	2,002	(998)	2,146	144
69999	OTHER OPERATING REVENUE				650,000	650,000
865CC	EXP REC FR SFCCD (AAO)	250,000	241,413	(8,587)		(241,413)
865HS	EXP REC FR HSS (AAO)	53,632		(53,632)		
865RS	EXP REC FR RETIREMENT SYSTEM (AAO)	82,000	50,000	(32,000)	50,000	
87599	EXP REC-UNALLOCATED (NON-AAO FDS)	110,000		(110,000)		
875SD	EXP REC FR COUNTY ED(NON-AAO)	290,000		(290,000)		
GFS (1)	GENERAL FUND SUPPORT	15,474,113	18,615,951	3,141,838	13,313,139	(5,302,812)
Total Sources by Funds		16,341,790	19,032,068	2,690,278	14,068,196	(4,963,872)

(1) This figure represents the nondepartmental (citywide) general fund revenues required to support the department's operations.

Department: REG : ELECTIONS

2014-2015 Original Budget	2015-2016 Proposed Budget	2015-2016 vs 2014-2015	2016-2017 Proposed Budget	2016-2017 vs 2015-2016
---------------------------------	---------------------------------	---------------------------	---------------------------------	---------------------------

Uses of Funds Detail Appropriation

OPERATING:

1G AGF AAA: GF-NON-PROJECT-CONTROLLED

001	SALARIES	4,417,611	5,611,372	1,193,761	4,776,088	(835,284)
013	MANDATORY FRINGE BENEFITS	1,657,570	1,640,949	(16,621)	1,385,444	(255,505)
021	NON PERSONNEL SERVICES	6,921,893	10,110,571	3,188,678	6,635,725	(3,474,846)
040	MATERIALS & SUPPLIES	261,752	293,424	31,672	222,399	(71,025)
060	CAPITAL OUTLAY	2,162,863	252,631	(1,910,232)	14,294	(238,337)
081	SERVICES OF OTHER DEPTS	920,101	1,123,121	203,020	1,034,246	(88,875)
SUB-TOTAL 1G AGF AAA		16,341,790	19,032,068	2,690,278	14,068,196	(4,963,872)
SUB-TOTAL OPERATING		16,341,790	19,032,068	2,690,278	14,068,196	(4,963,872)
Total Uses of Funds		16,341,790	19,032,068	2,690,278	14,068,196	(4,963,872)

Department: ECD : EMERGENCY MANAGEMENT

2014-2015 Original Budget	2015-2016 Proposed Budget	2015-2016 vs 2014-2015	2016-2017 Proposed Budget	2016-2017 vs 2015-2016
---------------------------------	---------------------------------	---------------------------	---------------------------------	---------------------------

Fund Summary

1G AGF	GENERAL FUND	52,187,870	58,101,595	5,913,725	65,482,567	7,380,972
2S PPF	PUBLIC PROTECTION SPECIAL REVENUE FUND	23,912,257	24,931,684	1,019,427	24,931,684	
Total Sources by Funds		76,100,127	83,033,279	6,933,152	90,414,251	7,380,972

Program Summary

BIR	EMERGENCY COMMUNICATIONS	48,739,053	54,293,580	5,554,527	62,061,718	7,768,138
BIV	EMERGENCY SERVICES	27,220,763	28,593,109	1,372,346	28,204,054	(389,055)
BIY	OUTDOOR PUBLIC WARNING SYSTEM	140,311	146,590	6,279	148,479	1,889
Total Uses by Program		76,100,127	83,033,279	6,933,152	90,414,251	7,380,972

Character Summary

001	SALARIES	29,072,323	30,786,642	1,714,319	31,523,913	737,271
013	MANDATORY FRINGE BENEFITS	11,350,229	10,847,039	(503,190)	11,074,114	227,075
020	OVERHEAD	5,755		(5,755)		
021	NON PERSONNEL SERVICES	20,624,318	22,773,883	2,149,565	22,318,948	(454,935)
040	MATERIALS & SUPPLIES	244,813	147,834	(96,979)	121,799	(26,035)
060	CAPITAL OUTLAY	2,437,768	3,002,841	565,073	2,664,731	(338,110)
06P	PROGRAMMATIC PROJECTS	3,003,146	5,451,634	2,448,488	12,690,302	7,238,668
070	DEBT SERVICE	2,194,219	2,372,347	178,128	2,435,722	63,375
081	SERVICES OF OTHER DEPTS	7,167,556	7,651,059	483,503	7,584,722	(66,337)
Total Uses by Character		76,100,127	83,033,279	6,933,152	90,414,251	7,380,972

Sources of Funds Detail by Subobject

44012	FED. HOMELAND SAFETY GRANTS-PASSTHROUGH	23,912,257	24,931,684	1,019,427	24,931,684	
60901	EMT CERTIFICATE/ACCREDITATION FEE	71,190	48,180	(23,010)	82,125	33,945
60902	AMBULANCE PERMIT FEE	208,000	213,590	5,590	213,590	
60903	AMBULANCE CERTIFICATION OPERATION FEE	30,000	30,804	804	30,804	
60905	EMS TRAINING PROGRAM RENEWAL FEE		1,480	1,480	370	(1,110)
60906	EMSA RECEIVING HOSPITAL FEE	107,190	121,055	13,865	121,055	
60907	EMSA STEMI FEE	66,550	68,325	1,775	68,325	
61199	MISCELLANEOUS FEE	2,170	2,170		2,170	
865BI	EXP REC FR BLDG INSPECTION (AAO)	6,557	7,052	495	7,212	160

Department: ECD : EMERGENCY MANAGEMENT

2014-2015 Original Budget	2015-2016 Proposed Budget	2015-2016 vs 2014-2015	2016-2017 Proposed Budget	2016-2017 vs 2015-2016
---------------------------------	---------------------------------	---------------------------	---------------------------------	---------------------------

Sources of Funds Detail by Subobject

865ER	EXP REC FR EMERGENCY COMMUNICATIONS(AAO)	1,239,250	1,239,250		1,239,250	
865HC	EXP REC FR COMM HEALTH SERVICE (AAO)	174,675	196,350	21,675	196,350	
865MT	EXP REC FR MUNICIPAL TRANSPORTATION(AAO)	32,379	36,053	3,674	36,869	816
865PT	EXP REC FR PUBLIC TRANSPORTATION(AAO)	103,766	118,773	15,007	122,614	3,841
865PW	EXP REC FR PUBLIC WORKS (AAO)	41,457	45,149	3,692	46,171	1,022
865RP	EXP REC FR REC & PARK (AAO)	13,237	10,677	(2,560)	10,919	242
865UH	EXP REC FR HETCH HETCHY (AAO)	1,503	527	(976)	539	12
865UW	EXP REC FR WATER DEPT (AAO)	4,199	8,766	4,567	8,964	198
865WP	EXP REC FR CLEANWATER (AAO)	12,235	15,884	3,649	16,244	360
GFS (1)	GENERAL FUND SUPPORT	50,073,512	55,937,510	5,863,998	63,278,996	7,341,486
Total Sources by Funds		76,100,127	83,033,279	6,933,152	90,414,251	7,380,972

(1) This figure represents the nondepartmental (citywide) general fund revenues required to support the department's operations.

Uses of Funds Detail Appropriation

OPERATING:

1G AGF AAA: GF-NON-PROJECT-CONTROLLED

001	SALARIES	25,740,098	27,701,816	1,961,718	28,361,344	659,528
013	MANDATORY FRINGE BENEFITS	9,943,080	9,665,315	(277,765)	9,891,966	226,651
021	NON PERSONNEL SERVICES	1,716,575	2,205,182	488,607	1,819,299	(385,883)
040	MATERIALS & SUPPLIES	103,116	131,599	28,483	110,380	(21,219)
060	CAPITAL OUTLAY	32,484	130,341	97,857	37,731	(92,610)
070	DEBT SERVICE	2,194,219	2,372,347	178,128	2,435,722	63,375
081	SERVICES OF OTHER DEPTS	5,680,010	6,162,809	482,799	6,096,472	(66,337)
SUB-TOTAL 1G AGF AAA		45,409,582	48,369,409	2,959,827	48,752,914	383,505
SUB-TOTAL OPERATING		45,409,582	48,369,409	2,959,827	48,752,914	383,505

ANNUAL PROJECTS:

1G AGF AAP: GF-ANNUAL PROJECT

CED019	CITY'S EARTHQUAKE EARLY WARNING SYSTEM	60,000	60,000		60,000	
SUB-TOTAL 1G AGF AAP		60,000	60,000		60,000	
SUB-TOTAL ANNUAL PROJECTS		60,000	60,000		60,000	

Department: ECD : EMERGENCY MANAGEMENT

2014-2015 Original Budget	2015-2016 Proposed Budget	2015-2016 vs 2014-2015	2016-2017 Proposed Budget	2016-2017 vs 2015-2016
---------------------------------	---------------------------------	---------------------------	---------------------------------	---------------------------

Uses of Funds Detail Appropriation

CONTINUING PROJECTS:

1G AGF ACP: GF-CONTINUING PROJECTS

CED015	CRITICAL INFRASTRUCTURE PROTECTION	2,305,284		(2,305,284)		
CED017	RADIO SITE IMPROVEMENT		2,500,000	2,500,000	2,627,000	127,000
CED022	911 PHONE SYSTEM REPLACEMENT	350,000		(350,000)		
CED023	LOGGING RECORDER REPLACEMENT		750,000	750,000		(750,000)
CED026	PUBLIC SAFETY RADIO SYST & PORTABLE REPL	2,445,313	4,295,313	1,850,000	12,484,439	8,189,126
CED027	AIR HANDLER REPAIR	100,000		(100,000)		
CED029	DEM IT AREA RENOVATION		100,000	100,000		(100,000)
CED031	DEM EMERGENCY NOTIFICATION		200,000	200,000		(200,000)
CED06R	DEM FACILITY RENEWAL PROJECT		272,500	272,500		(272,500)
SUB-TOTAL 1G AGF ACP		5,200,597	8,117,813	2,917,216	15,111,439	6,993,626
SUB-TOTAL CONTINUING PROJECTS		5,200,597	8,117,813	2,917,216	15,111,439	6,993,626

GRANTS:

2S PPF HLS: HOMELAND SECURITY

EDEMPG	EMERGENCY MGMT PERFORMANCE	292,945	299,511	6,566	299,511	
EDSHSP	STATE HOMELAND SECURITY PROGRAM	1,000,000	1,000,000		1,000,000	
SUAS14	FY14 UASI GRANT	22,619,312		(22,619,312)		
SUAS15	FY15 UASI GRANT		23,632,173	23,632,173		(23,632,173)
SUAS16	FY16 UASI GRANT				23,632,173	23,632,173
SUB-TOTAL 2S PPF HLS		23,912,257	24,931,684	1,019,427	24,931,684	
SUB-TOTAL GRANTS		23,912,257	24,931,684	1,019,427	24,931,684	

WORK ORDERS/OVERHEAD:

1G AGF WOF: GENERAL FUND WORK ORDER FUND

ECD03	DEM ADMINISTRATION	278,441	315,123	36,682	318,964	3,841
ECD07	DEM EMERGENCY SERVICES	1,239,250	1,239,250		1,239,250	
SUB-TOTAL 1G AGF WOF		1,517,691	1,554,373	36,682	1,558,214	3,841
SUB-TOTAL WORK ORDERS/OVERHEAD		1,517,691	1,554,373	36,682	1,558,214	3,841
Total Uses of Funds		76,100,127	83,033,279	6,933,152	90,414,251	7,380,972

Department: ENV : ENVIRONMENT

2014-2015 Original Budget	2015-2016 Proposed Budget	2015-2016 vs 2014-2015	2016-2017 Proposed Budget	2016-2017 vs 2015-2016
---------------------------------	---------------------------------	---------------------------	---------------------------------	---------------------------

Fund Summary

2S ENV	ENVIRONMENTAL PROTECTION PROGRAM	3,773,316	5,288,004	1,514,688	5,360,614	72,610
2S PWF	PUBLIC WORKS/TRANS & COMMERCE SRF	12,206,320	11,996,613	(209,707)	12,138,845	142,232
Total Sources by Funds		15,979,636	17,284,617	1,304,981	17,499,459	214,842

Program Summary

CIY	BIO-DIVERSITY		63,166	63,166	63,166	
CIO	CLEAN AIR	769,219	1,500,128	730,909	1,510,461	10,333
CIP	CLIMATE CHANGE/ENERGY	512,268	950,322	438,054	711,547	(238,775)
CIG	ENVIRONMENT	7,021,416	6,734,246	(287,170)	6,884,351	150,105
CIU	ENVIRONMENT-OUTREACH	14,547	430,388	415,841	640,652	210,264
CIQ	ENVIRONMENTAL JUSTICE / YOUTH EMPLOYMENT	226,203	235,374	9,171	240,306	4,932
CIR	GREEN BUILDING	389,847	424,253	34,406	433,092	8,839
CIS	RECYCLING	5,377,295	5,332,876	(44,419)	5,376,386	43,510
CIT	TOXICS	1,618,463	1,538,608	(79,855)	1,562,442	23,834
BA1	URBAN FORESTRY	50,378	75,256	24,878	77,056	1,800
Total Uses by Program		15,979,636	17,284,617	1,304,981	17,499,459	214,842

Character Summary

001	SALARIES	5,194,511	5,412,215	217,704	5,569,127	156,912
013	MANDATORY FRINGE BENEFITS	2,989,252	2,907,845	(81,407)	2,953,303	45,458
020	OVERHEAD	204,860	365,265	160,405	395,211	29,946
021	NON PERSONNEL SERVICES	2,095,738	2,858,722	762,984	3,062,723	204,001
038	CITY GRANT PROGRAMS	300,000	300,000		300,000	
040	MATERIALS & SUPPLIES	231,156	563,195	332,039	310,195	(253,000)
06P	PROGRAMMATIC PROJECTS	1,454,280	1,454,280		1,454,280	
081	SERVICES OF OTHER DEPTS	3,509,839	3,423,095	(86,744)	3,454,620	31,525
095	INTRAFUND TRANSFERS OUT	3,051,196	2,968,571	(82,625)	2,982,942	14,371
ELU	TRANSFER ADJUSTMENTS-USSES	(3,051,196)	(2,968,571)	82,625	(2,982,942)	(14,371)
Total Uses by Character		15,979,636	17,284,617	1,304,981	17,499,459	214,842

Sources of Funds Detail by Subobject

48999	OTHER STATE GRANTS & SUBVENTIONS	521,672	773,195	251,523	984,406	211,211
-------	----------------------------------	---------	---------	---------	---------	---------

Department: ENV : ENVIRONMENT

2014-2015 Original Budget	2015-2016 Proposed Budget	2015-2016 vs 2014-2015	2016-2017 Proposed Budget	2016-2017 vs 2015-2016
---------------------------------	---------------------------------	---------------------------	---------------------------------	---------------------------

Sources of Funds Detail by Subobject

49102	SF TRANSPORTATION AUTHORITY	398,000	71,694	(326,306)	72,787	1,093
49999	OTHER LOCAL/REGIONAL GRANTS		752,303	752,303	753,617	1,314
60148	SOLID WASTE IMPOUND ACCOUNT FEE	9,201,648	9,273,812	72,164	9,416,044	142,232
60201	CIGARETTE LITTER ABATEMENT FEE	2,450,000	2,450,000		2,450,000	
69999	OTHER OPERATING REVENUE		238,019	238,019	241,024	3,005
78101	GIFTS AND BEQUESTS	23,000	253,000	230,000		(253,000)
79999	OTHER NON-OPERATING REVENUE	1,495,233	1,533,723	38,490	1,640,065	106,342
865BI	EXP REC FR BLDG INSPECTION (AAO)	375,762	388,856	13,094	388,856	
865CA	EXP REC FR ADM (AAO)	100,000		(100,000)		
865CP	EXP REC FR CITY PLANNING (AAO)	80,000	80,000		80,000	
865HC	EXP REC FR COMM HEALTH SERVICE (AAO)	18,529	18,529		18,529	
865PO	EXP REC FR PORT COMMISSION (AAO)	18,529	18,529		18,529	
865PT	EXP REC FR PUBLIC TRANSPORTATION(AAO)	19,046	25,000	5,954	25,000	
865PW	EXP REC FR PUBLIC WORKS (AAO)	25,000	33,000	8,000	33,000	
865RP	EXP REC FR REC & PARK (AAO)	44,046	58,000	13,954	58,000	
865UC	EXP REC FR PUC (AAO)	619,366		(619,366)		
865UH	EXP REC FR HETCH HETCHY (AAO)		493,319	493,319	493,319	
865UW	EXP REC FR WATER DEPT (AAO)		112,265	112,265	112,265	
865WP	EXP REC FR CLEANWATER (AAO)		39,782	39,782	39,782	
87599	EXP REC-UNALLOCATED (NON-AAO FDS)	589,805	671,591	81,786	674,236	2,645
9502S	ITI FR 2S/PWF-PUBLIC WORKS FUND	3,051,196	2,968,571	(82,625)	2,982,942	14,371
ELIMSD	TRANSFER ADJUSTMENTS-SOURCES	(3,051,196)	(2,968,571)	82,625	(2,982,942)	(14,371)
Total Sources by Funds		15,979,636	17,284,617	1,304,981	17,499,459	214,842

Uses of Funds Detail Appropriation

OPERATING:

2S ENV ANP: ENV-OPERATING-NON-PROJECT FUND

001	SALARIES	1,223,472	1,163,589	(59,883)	1,197,878	34,289
013	MANDATORY FRINGE BENEFITS	874,972	832,016	(42,956)	859,071	27,055
020	OVERHEAD	29,946		(29,946)	29,946	29,946
021	NON PERSONNEL SERVICES	502,708	644,938	142,230	644,938	
040	MATERIALS & SUPPLIES	41,662	47,477	5,815	47,477	
081	SERVICES OF OTHER DEPTS	299,592	325,669	26,077	340,721	15,052
SUB-TOTAL 2S ENV ANP		2,972,352	3,013,689	41,337	3,120,031	106,342

Department: ENV : ENVIRONMENT

2014-2015 Original Budget	2015-2016 Proposed Budget	2015-2016 vs 2014-2015	2016-2017 Proposed Budget	2016-2017 vs 2015-2016
---------------------------------	---------------------------------	---------------------------	---------------------------------	---------------------------

Uses of Funds Detail Appropriation

OPERATING:

2S PWF CLA: CIGARETTE LITTER ABATEMENT FUND

081	SERVICES OF OTHER DEPTS	2,450,000	2,450,000		2,450,000	
	SUB-TOTAL 2S PWF CLA	2,450,000	2,450,000		2,450,000	

2S PWF SWN: SOLID WASTE NON-PROJECT

001	SALARIES	2,661,267	2,842,929	181,662	2,925,694	82,765
013	MANDATORY FRINGE BENEFITS	1,580,485	1,455,838	(124,647)	1,484,460	28,622
021	NON PERSONNEL SERVICES	1,399,651	1,327,600	(72,051)	1,327,601	1
038	CITY GRANT PROGRAMS	300,000	300,000		300,000	
040	MATERIALS & SUPPLIES	89,494	73,679	(15,815)	73,679	
081	SERVICES OF OTHER DEPTS	644,227	530,996	(113,231)	547,469	16,473
095	INTRAFUND TRANSFERS OUT	3,051,196	2,968,571	(82,625)	2,982,942	14,371
ELU	TRANSFER ADJUSTMENTS-USERS	(3,051,196)	(2,968,571)	82,625	(2,982,942)	(14,371)
	SUB-TOTAL 2S PWF SWN	6,675,124	6,531,042	(144,082)	6,658,903	127,861

SUB-TOTAL OPERATING	12,097,476	11,994,731	(102,745)	12,228,934	234,203
----------------------------	-------------------	-------------------	------------------	-------------------	----------------

CONTINUING PROJECTS:

2S ENV CPR: ENV-CONTINUING PROJECTS

PATCOP	AIR TRAVEL CARBON OFFSET PROGRAM	137,964	677,123	539,159	429,773	(247,350)
	SUB-TOTAL 2S ENV CPR	137,964	677,123	539,159	429,773	(247,350)

2S PWF SWP: SOLID WASTE PROJECTS

ENVNOW	ENVIRONMENT NOW PROGRAM	3,081,196	3,015,571	(65,625)	3,029,942	14,371
	SUB-TOTAL 2S PWF SWP	3,081,196	3,015,571	(65,625)	3,029,942	14,371

SUB-TOTAL CONTINUING PROJECTS	3,219,160	3,692,694	473,534	3,459,715	(232,979)
--------------------------------------	------------------	------------------	----------------	------------------	------------------

GRANTS:

2S ENV GNC: GRANTS; NON-PROJECT; CONTINUING

EVAFRP	ALTERNATIVE FUEL READINESS PROJECT		150,000	150,000	151,187	1,187
EVBDSD	BIODIVERSITY PROGRAM - SEED FUND		19,998	19,998	19,998	
EVBOTL	OUTREACH FOR BOTTLE AND CANS		388,195	388,195	598,091	209,896
EVCATG	CHARGE ACROSS TOWN GRANT		10,000	10,000	10,000	
EVCBPP	COMMUTER BENEFIT PROMOTION	59,000	77,500	18,500	78,492	992
EVCCSP	DOE CLEAN CITIES SUPPORT PROJECT		30,000	30,000	30,450	450
EVERHP	EMERGENCY RIDE HOME PROGRAM		28,310	28,310	28,310	
EVFCFI	FUEL CELL FLEET INFRASTRUCTURE		111,495	111,495	111,495	

Department: ENV : ENVIRONMENT

2014-2015 Original Budget	2015-2016 Proposed Budget	2015-2016 vs 2014-2015	2016-2017 Proposed Budget	2016-2017 vs 2015-2016
---------------------------------	---------------------------------	---------------------------	---------------------------------	---------------------------

Uses of Funds Detail Appropriation

GRANTS:

2S ENV GNC: GRANTS; NON-PROJECT; CONTINUING

EVMUDS	MUD CHARGING SOLUTIONS		300,000	300,000	300,000	
EVOILB	CIWMB USED OIL GRANT	235,000	235,000		235,000	
EVPKBP	PROP K BICYCLE PROGRAM #143.906031	32,000		(32,000)		
EVPKER	PROP K EMERGENCY RIDE HOME #143.906030	37,000		(37,000)		
EVPKRS	PROP K RIDESHARE	19,000		(19,000)		
EVPRPK	CLEAN AIR PROJECTS	179,000		(179,000)		
EVSFCC	CLEAN CITIES COALITION	30,000		(30,000)		
EVSRTS	MUD CHARGING SOLUTIONS		175,000	175,000	175,000	
EVDMS	TRANSPORTATION DEMAND MGMT MTC	72,000	71,694	(306)	72,787	1,093
SUB-TOTAL 2S ENV GNC		663,000	1,597,192	934,192	1,810,810	213,618
SUB-TOTAL GRANTS		663,000	1,597,192	934,192	1,810,810	213,618
Total Uses of Funds		15,979,636	17,284,617	1,304,981	17,499,459	214,842

Department: ETH : ETHICS COMMISSION

2014-2015 Original Budget	2015-2016 Proposed Budget	2015-2016 vs 2014-2015	2016-2017 Proposed Budget	2016-2017 vs 2015-2016
---------------------------------	---------------------------------	---------------------------	---------------------------------	---------------------------

Fund Summary

1G AGF	GENERAL FUND	4,574,354	3,927,460	(646,894)	4,708,133	780,673
Total Sources by Funds		4,574,354	3,927,460	(646,894)	4,708,133	780,673

Program Summary

FFF	ELECTION CAMPAIGN FUND	1,948,970	1,331,791	(617,179)	2,013,459	681,668
FET	ETHICS COMMISSION	2,625,384	2,595,669	(29,715)	2,694,674	99,005
Total Uses by Program		4,574,354	3,927,460	(646,894)	4,708,133	780,673

Character Summary

001	SALARIES	1,547,374	1,592,304	44,930	1,672,252	79,948
013	MANDATORY FRINGE BENEFITS	675,800	654,940	(20,860)	672,084	17,144
021	NON PERSONNEL SERVICES	209,244	163,744	(45,500)	163,744	
038	CITY GRANT PROGRAMS	1,948,970	1,331,791	(617,179)	2,013,459	681,668
040	MATERIALS & SUPPLIES	13,466	13,466		13,466	
081	SERVICES OF OTHER DEPTS	179,500	171,215	(8,285)	173,128	1,913
Total Uses by Character		4,574,354	3,927,460	(646,894)	4,708,133	780,673

Sources of Funds Detail by Subject

20710	LOBBYIST REGISTRATION FEE	37,000	37,000		37,000	
20711	CAMPAIGN CONSULTANT REGISTRATION FEE	5,000	5,000		5,000	
25510	CAMPAIGN DISCLOSURE FINES	23,000	23,000		23,000	
25520	LOBBY FINES	1,000	1,000		1,000	
25521	CAMPAIGN CONSULTANT FINES	1,000	1,000		1,000	
25530	ECONOMIC INTEREST FINES	1,000	1,000		1,000	
25590	OTHER ETHICS FINES	1,000	1,000		1,000	
60199	OTHER GENERAL GOVERNMENT CHARGES	1,000	1,000		1,000	
GFS (1)	GENERAL FUND SUPPORT	4,504,354	3,857,460	(646,894)	4,638,133	780,673
Total Sources by Funds		4,574,354	3,927,460	(646,894)	4,708,133	780,673

(1) This figure represents the nondepartmental (citywide) general fund revenues required to support the department's operations.

Department: ETH : ETHICS COMMISSION

2014-2015 Original Budget	2015-2016 Proposed Budget	2015-2016 vs 2014-2015	2016-2017 Proposed Budget	2016-2017 vs 2015-2016
---------------------------------	---------------------------------	---------------------------	---------------------------------	---------------------------

Uses of Funds Detail Appropriation

OPERATING:

1G AGF AAA: GF-NON-PROJECT-CONTROLLED

001	SALARIES	1,547,374	1,592,304	44,930	1,672,252	79,948
013	MANDATORY FRINGE BENEFITS	675,800	654,940	(20,860)	672,084	17,144
021	NON PERSONNEL SERVICES	209,244	163,744	(45,500)	163,744	
040	MATERIALS & SUPPLIES	13,466	13,466		13,466	
081	SERVICES OF OTHER DEPTS	179,500	171,215	(8,285)	173,128	1,913
	SUB-TOTAL 1G AGF AAA	2,625,384	2,595,669	(29,715)	2,694,674	99,005
	SUB-TOTAL OPERATING	2,625,384	2,595,669	(29,715)	2,694,674	99,005

CONTINUING PROJECTS:

1G AGF ACP: GF-CONTINUING PROJECTS

PEC003	PUBLIC FINANCING OF ELECTION	1,948,970	1,331,791	(617,179)	2,013,459	681,668
	SUB-TOTAL 1G AGF ACP	1,948,970	1,331,791	(617,179)	2,013,459	681,668
	SUB-TOTAL CONTINUING PROJECTS	1,948,970	1,331,791	(617,179)	2,013,459	681,668
	Total Uses of Funds	4,574,354	3,927,460	(646,894)	4,708,133	780,673

Department: FAM : FINE ARTS MUSEUM

2014-2015 Original Budget	2015-2016 Proposed Budget	2015-2016 vs 2014-2015	2016-2017 Proposed Budget	2016-2017 vs 2015-2016
---------------------------------	---------------------------------	---------------------------	---------------------------------	---------------------------

Fund Summary

1G AGF	GENERAL FUND	14,744,040	16,011,793	1,267,753	15,760,915	(250,878)
2S CRF	CULTURE & RECREATION SPEC REV FD	2,858,838	2,303,805	(555,033)	2,303,805	
Total Sources by Funds		17,602,878	18,315,598	712,720	18,064,720	(250,878)

Program Summary

EEB	ADMISSIONS	2,858,838	2,303,805	(555,033)	2,303,805	
EEC	OPER & MAINT OF MUSEUMS	14,744,040	16,011,793	1,267,753	15,760,915	(250,878)
Total Uses by Program		17,602,878	18,315,598	712,720	18,064,720	(250,878)

Character Summary

001	SALARIES	8,303,527	8,643,030	339,503	8,817,677	174,647
013	MANDATORY FRINGE BENEFITS	3,481,854	3,502,372	20,518	3,596,258	93,886
020	OVERHEAD	127,125	113,180	(13,945)	113,180	
021	NON PERSONNEL SERVICES	1,640,625	1,098,194	(542,431)	1,078,576	(19,618)
040	MATERIALS & SUPPLIES	31,000	39,200	8,200	39,200	
060	CAPITAL OUTLAY	1,105,933	1,810,000	704,067	1,140,000	(670,000)
06F	FACILITIES MAINTENANCE	166,000	174,300	8,300	183,015	8,715
081	SERVICES OF OTHER DEPTS	2,746,814	2,935,322	188,508	3,096,814	161,492
Total Uses by Character		17,602,878	18,315,598	712,720	18,064,720	(250,878)

Sources of Funds Detail by Subobject

62851	MUSEUM EXHIBITION ADMISSION	2,858,838	2,303,805	(555,033)	2,303,805	
865AC	EXP REC FR AIRPORT (AAO)	154,000	154,000		154,000	
875AC	EXP REC FR AIRPORT (NON-AAO)	25,000	25,000		25,000	
GFS (1)	GENERAL FUND SUPPORT	14,565,040	15,832,793	1,267,753	15,581,915	(250,878)
Total Sources by Funds		17,602,878	18,315,598	712,720	18,064,720	(250,878)

(1) This figure represents the nondepartmental (citywide) general fund revenues required to support the department's operations.

Department: FAM : FINE ARTS MUSEUM

2014-2015 Original Budget	2015-2016 Proposed Budget	2015-2016 vs 2014-2015	2016-2017 Proposed Budget	2016-2017 vs 2015-2016
---------------------------------	---------------------------------	---------------------------	---------------------------------	---------------------------

Uses of Funds Detail Appropriation

OPERATING:

1G AGF AAA: GF-NON-PROJECT-CONTROLLED

001	SALARIES	7,000,942	7,295,843	294,901	7,479,904	184,061
013	MANDATORY FRINGE BENEFITS	3,095,574	3,084,057	(11,517)	3,148,911	64,854
021	NON PERSONNEL SERVICES	602,777	678,271	75,494	678,271	
040	MATERIALS & SUPPLIES	26,000	34,000	8,000	34,000	
081	SERVICES OF OTHER DEPTS	2,746,814	2,935,322	188,508	3,096,814	161,492
	SUB-TOTAL 1G AGF AAA	13,472,107	14,027,493	555,386	14,437,900	410,407
	SUB-TOTAL OPERATING	13,472,107	14,027,493	555,386	14,437,900	410,407

ANNUAL PROJECTS:

1G AGF AAP: GF-ANNUAL PROJECT

FFA06F	FAM FACILITY MAINTENANCE	166,000	174,300	8,300	183,015	8,715
	SUB-TOTAL 1G AGF AAP	166,000	174,300	8,300	183,015	8,715
	SUB-TOTAL ANNUAL PROJECTS	166,000	174,300	8,300	183,015	8,715

CONTINUING PROJECTS:

1G AGF ACP: GF-CONTINUING PROJECTS

CFADFR	DE YOUNG - KITCHEN FIXTURE REPLACEMENT				150,000	150,000
CFADRI	DE YOUNG - RAILS INSTALLATION ON TOWER				30,000	30,000
CFADY1	EXTERIOR LIGHTING FIXTURES	100,000	50,000	(50,000)	125,000	75,000
CFADY2	DRAINAGE REPLACEMENT	150,000		(150,000)	150,000	150,000
CFADY3	SHAFT GROUNDING VIB ANALYSIS		25,000	25,000		(25,000)
CFADY4	TOWER EMERGENCY SYSTEM COMPONENTS		100,000	100,000		(100,000)
CFADY5	HUMIDIFIERS AND WATER TREATMENT		250,000	250,000		(250,000)
CFALFR	LEGION - CAFE FLOOR REPLACEMENT				35,000	35,000
CFALGR	LEGION - GATE REPLACEMENT				25,000	25,000
CFALH1	LEGION OF HONOR - REPLACE SECURITY SHUTT		250,000	250,000	250,000	
CFALH2	LEGION OF HONOR - REPLACE FIRE ALARM SYS		280,000	280,000		(280,000)
CFALH3	LEGION OF HONOR - REPLACE CONDENSATE RET		275,000	275,000		(275,000)
CFALH4	ADA ELEVATOR CAB REFURBISHMENT		20,000	20,000		(20,000)
CFALH5	PAINTING STORAGE	179,400		(179,400)		
CFALHM	LEGION OF HONOR - MASONRY	357,345	200,000	(157,345)		(200,000)
CFALHR	LEGION OF HONOR - ROOF REPLACEMENT	319,188	360,000	40,812	375,000	15,000
	SUB-TOTAL 1G AGF ACP	1,105,933	1,810,000	704,067	1,140,000	(670,000)

Department: FAM : FINE ARTS MUSEUM

2014-2015 Original Budget	2015-2016 Proposed Budget	2015-2016 vs 2014-2015	2016-2017 Proposed Budget	2016-2017 vs 2015-2016
---------------------------------	---------------------------------	---------------------------	---------------------------------	---------------------------

Uses of Funds Detail Appropriation

CONTINUING PROJECTS:

2S CRF RPD: MUSEUMS ADMISSION FUND

PFAADM	FINE ARTS OPERATING REV/EXP	2,858,838	2,303,805	(555,033)	2,303,805	
SUB-TOTAL 2S CRF RPD		2,858,838	2,303,805	(555,033)	2,303,805	
SUB-TOTAL CONTINUING PROJECTS		3,964,771	4,113,805	149,034	3,443,805	(670,000)
Total Uses of Funds		17,602,878	18,315,598	712,720	18,064,720	(250,878)

Department: FIR : FIRE DEPARTMENT

2014-2015 Original Budget	2015-2016 Proposed Budget	2015-2016 vs 2014-2015	2016-2017 Proposed Budget	2016-2017 vs 2015-2016
---------------------------------	---------------------------------	---------------------------	---------------------------------	---------------------------

Fund Summary

1G AGF	GENERAL FUND	318,393,337	329,990,265	11,596,928	332,819,866	2,829,601
5A AAA	SFIA-OPERATING FUND	22,213,301	23,114,290	900,989	23,705,167	590,877
5P AAA	PORT-OPERATING FUND	3,360,474	3,343,114	(17,360)	3,371,998	28,884
Total Sources by Funds		343,967,112	356,447,669	12,480,557	359,897,031	3,449,362

Program Summary

AAD	ADMINISTRATION & SUPPORT SERVICES	33,874,290	37,218,407	3,344,117	38,951,653	1,733,246
AFC	CUSTODY	2,570,000	3,516,650	946,650	2,872,733	(643,917)
AGE	FIRE GENERAL	1,958,000	2,258,734	300,734	1,617,400	(641,334)
AEC	FIRE SUPPRESSION	287,388,578	292,651,364	5,262,786	295,116,491	2,465,127
API	PREVENTION & INVESTIGATION	13,891,756	16,471,741	2,579,985	16,963,776	492,035
ATR	TRAINING	4,284,488	4,330,773	46,285	4,374,978	44,205
Total Uses by Program		343,967,112	356,447,669	12,480,557	359,897,031	3,449,362

Character Summary

001	SALARIES	239,049,621	251,378,762	12,329,141	256,422,869	5,044,107
013	MANDATORY FRINGE BENEFITS	68,285,808	65,187,566	(3,098,242)	66,235,305	1,047,739
020	OVERHEAD	111,254	123,126	11,872	123,126	
021	NON PERSONNEL SERVICES	2,221,686	2,545,897	324,211	2,525,897	(20,000)
040	MATERIALS & SUPPLIES	5,176,471	5,368,747	192,276	5,337,413	(31,334)
060	CAPITAL OUTLAY	9,290,595	9,055,854	(234,741)	6,078,042	(2,977,812)
069	PROJECT CARRYFORWARD BUDGETS ONLY	933,000	1,033,000	100,000	250,000	(783,000)
06F	FACILITIES MAINTENANCE	670,000	1,021,650	351,650	1,072,733	51,083
06P	PROGRAMMATIC PROJECTS		530,900	530,900	812,400	281,500
081	SERVICES OF OTHER DEPTS	18,228,677	20,202,167	1,973,490	21,039,246	837,079
091	OPERATING TRANSFERS OUT	1,897,763	1,897,763		1,897,763	
095	INTRAFUND TRANSFERS OUT	589,000	589,000		589,000	
ELU	TRANSFER ADJUSTMENTS-USERS	(2,486,763)	(2,486,763)		(2,486,763)	
Total Uses by Character		343,967,112	356,447,669	12,480,557	359,897,031	3,449,362

Sources of Funds Detail by Subobject

20150	MED. CANNABIS DISPENSARY APPLICATION FEE	880	880	880
-------	--	-----	-----	-----

Department: FIR : FIRE DEPARTMENT

2014-2015 Original Budget	2015-2016 Proposed Budget	2015-2016 vs 2014-2015	2016-2017 Proposed Budget	2016-2017 vs 2015-2016
---------------------------------	---------------------------------	---------------------------	---------------------------------	---------------------------

Sources of Funds Detail by Subobject

39899	OTHER CITY PROPERTY RENTALS	370,000	370,000		370,000	
44939	FEDERAL DIRECT GRANT	861,189	861,189		861,189	
44940	US NAVY COOPERATIVE AGREEMENT	1,036,574	1,036,574		1,036,574	
48311	PUBLIC SAFETY SALES TAX ALLOCATION	45,690,000	48,978,500	3,288,500	51,389,500	2,411,000
60199	OTHER GENERAL GOVERNMENT CHARGES	1,500	1,500		1,500	
60629	FALSE ALARM RESPONSE FEE	220,500	220,500		220,500	
60663	FIRE PRE-APPLICATION PLAN REVIEW FEE	88,550	141,250	52,700	141,250	
60664	FIRE WATER FLOW REQUEST FEE	88,550	146,875	58,325	146,875	
60667	FIRE PLAN CHECKING	5,160,000	6,099,000	939,000	6,099,000	
60668	FIRE INSPECTION FEES	1,650,250	1,750,000	99,750	1,750,000	
60670	HIGH RISE FIRE INSPECTION FEE	1,662,000	1,820,000	158,000	1,820,000	
60671	SFFD TX COLL RENEWAL FEE	1,551,000	1,795,000	244,000	1,795,000	
60672	SFFD ORIG FILING-POSTING FEE	871,250	1,050,000	178,750	1,050,000	
60673	FIRE CODE REINSPECTION FEE	55,200	30,000	(25,200)	30,000	
60674	FIRE REFERRAL INSPECTION FEE	138,000	184,375	46,375	184,375	
60678	FIRE OVERTIME SERVICE FEES	1,250,000	1,350,000	100,000	1,350,000	
60679	FIRE RESIDENTIAL INSPECTION FEES	571,009	627,041	56,032	627,041	
60685	OTHER FIRE DEPT CHARGES	4,059,891	4,201,987	142,096	4,201,987	
60699	OTHER PUBLIC SAFETY CHARGES	10,000	10,000		10,000	
65905	INSURANCE NET REVENUE	326,000	326,000		326,000	
65916	AMBULANCE BILLINGS	91,891,300	98,646,317	6,755,017	98,646,317	
65917	AMBULANCE CONTRACTUAL ADJUSTS & ALLOWANCE	(61,358,967)	(73,386,454)	(12,027,487)	(72,964,454)	422,000
65999	MISC HOSPITAL SERVICE REVENUE	20,000	20,000		20,000	
865AD	EXP REC FR ADMINISTRATIVE SERVICES (AAO)	60,000	60,000		60,000	
865BI	EXP REC FR BLDG INSPECTION (AAO)	150,000	150,000		150,000	
865ER	EXP REC FR EMERGENCY COMMUNICATIONS(AAO)	94,117	94,117		94,117	
9302R	OTI FR 2S/PPF-PUBLIC PROTECTION FUND	1,897,763	1,897,763		1,897,763	
9501G	ITI FR 1G-GENERAL FUND	589,000	589,000		589,000	
ELIMSD	TRANSFER ADJUSTMENTS-SOURCES	23,087,012	23,970,641	883,629	24,590,402	619,761
GFS (1)	GENERAL FUND SUPPORT	221,874,544	233,405,614	11,531,070	233,402,215	(3,399)
Total Sources by Funds		343,967,112	356,447,669	12,480,557	359,897,031	3,449,362

(1) This figure represents the nondepartmental (citywide) general fund revenues required to support the department's operations.

Department: FIR : FIRE DEPARTMENT

2014-2015 Original Budget	2015-2016 Proposed Budget	2015-2016 vs 2014-2015	2016-2017 Proposed Budget	2016-2017 vs 2015-2016
---------------------------------	---------------------------------	---------------------------	---------------------------------	---------------------------

Uses of Funds Detail Appropriation

OPERATING:

1G AGF AAA: GF-NON-PROJECT-CONTROLLED

001	SALARIES	219,376,137	230,599,513	11,223,376	235,072,232	4,472,719
013	MANDATORY FRINGE BENEFITS	62,802,690	59,938,782	(2,863,908)	60,938,480	999,698
021	NON PERSONNEL SERVICES	1,921,274	2,095,485	174,211	2,095,485	
040	MATERIALS & SUPPLIES	4,096,825	4,247,767	150,942	4,257,767	10,000
060	CAPITAL OUTLAY	6,201,595	5,893,354	(308,241)	3,853,042	(2,040,312)
081	SERVICES OF OTHER DEPTS	18,223,170	20,196,334	1,973,164	21,033,081	836,747
095	INTRAFUND TRANSFERS OUT	589,000	589,000		589,000	
ELU	TRANSFER ADJUSTMENTS-USES	(589,000)	(589,000)		(589,000)	
SUB-TOTAL 1G AGF AAA		312,621,691	322,971,235	10,349,544	327,250,087	4,278,852

5A AAA AAA: SFIA-OPERATING-NON-PROJ-CONTROLLED FD

001	SALARIES	17,345,733	18,430,229	1,084,496	18,973,342	543,113
013	MANDATORY FRINGE BENEFITS	4,867,568	4,684,061	(183,507)	4,731,825	47,764
SUB-TOTAL 5A AAA AAA		22,213,301	23,114,290	900,989	23,705,167	590,877

5P AAA AAA: PORT-OPERATING-NON-PROJ-CONTROLLED FD

001	SALARIES	2,327,751	2,349,020	21,269	2,377,295	28,275
013	MANDATORY FRINGE BENEFITS	615,550	564,723	(50,827)	565,000	277
020	OVERHEAD	111,254	123,126	11,872	123,126	
021	NON PERSONNEL SERVICES	300,412	300,412		300,412	
081	SERVICES OF OTHER DEPTS	5,507	5,833	326	6,165	332
SUB-TOTAL 5P AAA AAA		3,360,474	3,343,114	(17,360)	3,371,998	28,884

SUB-TOTAL OPERATING		338,195,466	349,428,639	11,233,173	354,327,252	4,898,613
----------------------------	--	--------------------	--------------------	-------------------	--------------------	------------------

ANNUAL PROJECTS:

1G AGF AAP: GF-ANNUAL PROJECT

FFC106	UNDERGROUND STORAGE TANK MONITORING		318,150	318,150	334,058	15,908
FFC293	VARIOUS FACILITY MAINTENANCE PROJECT	670,000	703,500	33,500	738,675	35,175
PFC130	FIREFIGHTER UNIFORMS & TURNOUTS	1,079,646	1,079,646		1,079,646	
SUB-TOTAL 1G AGF AAP		1,749,646	2,101,296	351,650	2,152,379	51,083

SUB-TOTAL ANNUAL PROJECTS		1,749,646	2,101,296	351,650	2,152,379	51,083
----------------------------------	--	------------------	------------------	----------------	------------------	---------------

CONTINUING PROJECTS:

1G AGF ACP: GF-CONTINUING PROJECTS

CFC115	FIR - WASHER EXTRACTOR INSTALLATION		625,000	625,000		(625,000)
--------	-------------------------------------	--	---------	---------	--	-----------

Department: FIR : FIRE DEPARTMENT

2014-2015 Original Budget	2015-2016 Proposed Budget	2015-2016 vs 2014-2015	2016-2017 Proposed Budget	2016-2017 vs 2015-2016
---------------------------------	---------------------------------	---------------------------	---------------------------------	---------------------------

Uses of Funds Detail Appropriation

CONTINUING PROJECTS:

1G AGF ACP: GF-CONTINUING PROJECTS

CFC116	FIR - EXHAUST EXTRACTORS		200,000	200,000	200,000	
CFC117	FIR - APPARATUS DOOR REPLACEMENT	200,000	200,000		200,000	
CFC118	FIR - HVAC SYSTEMS REPAIR		500,000	500,000	500,000	
FFC105	GENERATOR REPLACEMENTS		500,000	500,000	500,000	
FFC109	BOILER REPLACEMENT	200,000	400,000	200,000	400,000	
FFC113	FIR - TI MODULAR HOUSING	1,500,000		(1,500,000)		
FFC115	FIRE HIGH PRESSURE AIR COMPRESSORS		70,000	70,000		(70,000)
PFC009	FIRE DEPARTMENT VEHICLE MODERN PROJECT	433,000	433,000			(433,000)
PFC011	FIRE DEPARTMENT MDT REPLACEMENT	500,000	300,000	(200,000)	250,000	(50,000)
PFC013	FIRE - EPCR UPGRADE		150,000	150,000		(150,000)
PFC014	FIRE - BUSINESS INTELLIGENCE UPGRADE				130,000	130,000
PFC015	FIRE CAD/DISPATCH IT UPGRADES		300,000	300,000		(300,000)
PFC017	SFFD FF&E/MOVING COSTS FS5		98,400	98,400	630,400	532,000
PFC018	SFFD FF&E/MOVING COSTS FS16		432,500	432,500	182,000	(250,500)
PFC200	FIRE PREVENTION VEHICLE REPLACEMENT	164,000	164,000			(164,000)
PFC300	EMS EQUIPMENT REPLACEMENT	1,025,000	544,834	(480,166)	425,000	(119,834)
	SUB-TOTAL 1G AGF ACP	4,022,000	4,917,734	895,734	3,417,400	(1,500,334)
	SUB-TOTAL CONTINUING PROJECTS	4,022,000	4,917,734	895,734	3,417,400	(1,500,334)
	Total Uses of Funds	343,967,112	356,447,669	12,480,557	359,897,031	3,449,362

Department: GEN : GENERAL CITY RESPONSIBILITY

2014-2015 Original Budget	2015-2016 Proposed Budget	2015-2016 vs 2014-2015	2016-2017 Proposed Budget	2016-2017 vs 2015-2016
---------------------------------	---------------------------------	---------------------------	---------------------------------	---------------------------

Fund Summary

1G AGF	GENERAL FUND	669,635,923	866,297,178	196,661,255	862,218,987	(4,078,191)
4D COP	CERT OF PARTICIPATION (COP) BOND FUNDS				2,115,781	2,115,781
4D GOB	GENERAL OBLIGATION BOND FUND	250,797,676	206,757,869	(44,039,807)	198,673,168	(8,084,701)
4D ODS	OTHER DEBT SERVICE FUNDS	10,000	10,000		10,000	
6I FCF	FINANCE CORP INTERNAL SERVICE FUNDS		3,669,768	3,669,768		(3,669,768)
7R RHC	RETIREE HEALTH CARE TRUST FUND - PROP B	22,129,743	31,559,939	9,430,196	49,849,995	18,290,056
Total Sources by Funds		942,573,342	1,108,294,754	165,721,412	1,112,867,931	4,573,177

Program Summary

FAL	CHILDREN'S BASELINE		1,933,260	1,933,260	3,427,956	1,494,696
FCZ	GENERAL CITY RESPONSIBILITIES	919,818,599	1,074,326,555	154,507,956	1,059,114,980	(15,211,575)
AML	INDIGENT DEFENSE/GRAND JURY	625,000	475,000	(150,000)	475,000	
FHC	RETIREE HEALTH CARE - PROP B	22,129,743	31,559,939	9,430,196	49,849,995	18,290,056
Total Uses by Program		942,573,342	1,108,294,754	165,721,412	1,112,867,931	4,573,177

Character Summary

013	MANDATORY FRINGE BENEFITS	60,581,816	57,799,520	(2,782,296)	-62,519,916	4,720,396
021	NON PERSONNEL SERVICES	11,545,443	11,905,443	360,000	11,945,443	40,000
038	CITY GRANT PROGRAMS	8,087,000	24,867,572	16,780,572	48,258,905	23,391,333
060	CAPITAL OUTLAY	5,067,482	2,129,990	(2,937,492)	3,661,190	1,531,200
06P	PROGRAMMATIC PROJECTS	100,000	1,100,000	1,000,000		(1,100,000)
070	DEBT SERVICE	250,807,676	206,767,869	(44,039,807)	202,814,459	(3,953,410)
081	SERVICES OF OTHER DEPTS	22,636,278	40,655,029	18,018,751	45,957,142	5,302,113
091	OPERATING TRANSFERS OUT	204,969,287	236,316,309	31,347,022	227,845,788	(8,470,521)
093	TRANSFER OUT FOR CAPITAL EXPENDITURES		25,880,000	25,880,000	28,720,000	2,840,000
095	INTRAFUND TRANSFERS OUT	287,226,735	400,243,083	113,016,348	386,775,093	(13,467,990)
096	UNAPPROPRIATED REVENUE-CHARTER RESERVES	19,090,000	19,410,000	320,000		(19,410,000)
097	UNAPPROPRIATED REVENUE RETAINED	31,366,882	32,240,000	873,118	32,940,000	700,000
098	UNAPPROPRIATED REVENUE-DESIGNATED	41,094,743	48,979,939	7,885,196	61,429,995	12,450,056
Total Uses by Character		942,573,342	1,108,294,754	165,721,412	1,112,867,931	4,573,177

Department: GEN : GENERAL CITY RESPONSIBILITY

2014-2015 Original Budget	2015-2016 Proposed Budget	2015-2016 vs 2014-2015	2016-2017 Proposed Budget	2016-2017 vs 2015-2016
---------------------------------	---------------------------------	---------------------------	---------------------------------	---------------------------

Sources of Funds Detail by Subobject

10999	UNALLOCATED GENERAL PROPERTY TAXES	229,493,388	186,714,469	(42,778,919)	178,671,018	(8,043,451)
25920	PENALTIES	15,148,633	15,040,215	(108,418)	15,154,053	113,838
30150	INTEREST EARNED - POOLED CASH	379,743	559,939	180,196	849,995	290,056
48111	HOMEOWNERS PROP TAX RELIEF	800,000	800,000		800,000	
70201	PROPOSITION B RET HEALTH CARE PRETAX	14,500,000	20,700,000	6,200,000	31,100,000	10,400,000
70211	FRINGE-PROP B RET HEALTH CARE-CITY SHARE	7,250,000	10,300,000	3,050,000	17,900,000	7,600,000
84901	RETURN OF EXCESS DEPOSITS-FISCAL AGENTS	1,025,500	917,500	(108,000)	881,000	(36,500)
9302N	OTI FR 2S/NDF-NEIGHBORHOOD DEV FD	10,000	10,000		10,000	
9305L	OTI FR 5L-LAGUNA HONDA HOSPITAL FUNDS	2,343,566		(2,343,566)		
99999B	BEGINNING FUND BALANCE-BUDGET BASIS	3,012,089	7,872,953	4,860,864	4,048,097	(3,824,856)
GFS (1)	GENERAL FUND SUPPORT	668,610,423	865,379,678	196,769,255	861,337,987	(4,041,691)
Total Sources by Funds		942,573,342	1,108,294,754	165,721,412	1,110,752,150	2,457,396

(1) This figure represents the nondepartmental (citywide) general fund revenues required to support the department's operations.

Uses of Funds Detail Appropriation

OPERATING:

1G AGF AAA: GF-NON-PROJECT-CONTROLLED

013	MANDATORY FRINGE BENEFITS	60,581,816	57,799,520	(2,782,296)	62,519,916	4,720,396
021	NON PERSONNEL SERVICES	10,240,443	10,240,443		10,240,443	
038	CITY GRANT PROGRAMS	8,087,000	24,867,572	16,780,572	48,258,905	23,391,333
060	CAPITAL OUTLAY	1,025,500	917,500	(108,000)	881,000	(36,500)
081	SERVICES OF OTHER DEPTS	19,360,211	36,398,913	17,038,702	42,267,113	5,868,200
091	OPERATING TRANSFERS OUT	204,969,287	232,646,541	27,677,254	227,845,788	(4,800,753)
095	INTRAFUND TRANSFERS OUT	287,226,735	400,243,083	113,016,348	386,775,093	(13,467,990)
097	UNAPPROPRIATED REVENUE RETAINED	31,366,882	32,240,000	873,118	32,940,000	700,000
SUB-TOTAL 1G AGF AAA		622,857,874	795,353,572	172,495,698	811,728,258	16,374,686

4D COP HT1: HOUSING TRUST C.O.P. FUND

070	DEBT SERVICE				2,115,781	2,115,781
SUB-TOTAL 4D COP HT1					2,115,781	2,115,781

4D GOB GOB: GENERAL OBLIGATION BOND FUND

070	DEBT SERVICE	230,293,388	187,514,469	(42,778,919)	179,471,018	(8,043,451)
SUB-TOTAL 4D GOB GOB		230,293,388	187,514,469	(42,778,919)	179,471,018	(8,043,451)

Department: GEN : GENERAL CITY RESPONSIBILITY

2014-2015 Original Budget	2015-2016 Proposed Budget	2015-2016 vs 2014-2015	2016-2017 Proposed Budget	2016-2017 vs 2015-2016
---------------------------------	---------------------------------	---------------------------	---------------------------------	---------------------------

Uses of Funds Detail Appropriation

OPERATING:

4D GOB TSR: TOBACCO SETTLMNT REVENUE FOR DEBT SVC

070	DEBT SERVICE	20,504,288	19,243,400	(1,260,888)	19,202,150	(41,250)
	SUB-TOTAL 4D GOB TSR	20,504,288	19,243,400	(1,260,888)	19,202,150	(41,250)

4D ODS LNF: GENERAL CITY LOAN FUND

070	DEBT SERVICE	10,000	10,000		10,000	
	SUB-TOTAL 4D ODS LNF	10,000	10,000		10,000	

7R RHC HCT: HEALTH CARE - PROP B TRUST FUND

021	NON PERSONNEL SERVICES	180,000	265,000	85,000	305,000	40,000
081	SERVICES OF OTHER DEPTS	115,000	115,000		115,000	
098	UNAPPROPRIATED REVENUE-DESIGNATED	21,834,743	31,179,939	9,345,196	49,429,995	18,250,056
	SUB-TOTAL 7R RHC HCT	22,129,743	31,559,939	9,430,196	49,849,995	18,290,056

SUB-TOTAL OPERATING	895,795,293	1,033,681,380	137,886,087	1,062,377,202	28,695,822
----------------------------	--------------------	----------------------	--------------------	----------------------	-------------------

ANNUAL PROJECTS:

1G AGF AAP: GF-ANNUAL PROJECT

PGEISC	INDIGENT DEFENSE SPECIAL CIRCUMSTANCES	625,000	475,000	(150,000)	475,000	
PUNMTA	POP GROWNT GF ALLOC BASELINE TRANSFER		25,880,000	25,880,000	28,720,000	2,840,000
	SUB-TOTAL 1G AGF AAP	625,000	26,355,000	25,730,000	29,195,000	2,840,000

SUB-TOTAL ANNUAL PROJECTS	625,000	26,355,000	25,730,000	29,195,000	2,840,000
----------------------------------	----------------	-------------------	-------------------	-------------------	------------------

CONTINUING PROJECTS:

1G AGF ACP: GF-CONTINUING PROJECTS

PCOBIP	BUDGET IMPROVEMENT PROJECT	1,250,000	1,100,000	(150,000)		(1,100,000)
PGEBDP	BOARD DISTRICT PROJECTS	100,000		(100,000)		
PGECMS	JUSTIS	3,161,067	4,141,116	980,049	3,575,029	(566,087)
PGEGEN	GENERAL RESERVE ADMIN CODE 10.60(B)	19,260,000	17,800,000	(1,460,000)	12,000,000	(5,800,000)
PGEPHR	PUBLIC HOUSING REBUILD FUND	2,791,982	1,212,490	(1,579,492)	4,795,700	3,583,210
PGETIR	TECH & INFR MAINT/REPLACEMENT	500,000	925,000	425,000	925,000	
PUNBSR	BUDGET STABILIZATION RESERVE	19,090,000	19,410,000	320,000		(19,410,000)
	SUB-TOTAL 1G AGF ACP	46,153,049	44,588,606	(1,564,443)	21,295,729	(23,292,877)

6I FCF OSP: OPEN SPACE VARIOUS PARK PROJECTS S2006

CRPNRV	2004 REC & PARK REVENUE BOND		1,930,855	1,930,855		(1,930,855)
--------	------------------------------	--	-----------	-----------	--	-------------

Department: GEN : GENERAL CITY RESPONSIBILITY

2014-2015 Original Budget	2015-2016 Proposed Budget	2015-2016 vs 2014-2015	2016-2017 Proposed Budget	2016-2017 vs 2015-2016
---------------------------------	---------------------------------	---------------------------	---------------------------------	---------------------------

Uses of Funds Detail Appropriation

CONTINUING PROJECTS:

6I FCF OSP: OPEN SPACE VARIOUS PARK PROJECTS S2006

CRPRB2	2006 REC & PARK REVENUE BOND		1,738,913	1,738,913	(1,738,913)
	SUB-TOTAL 6I FCF OSP		3,669,768	3,669,768	(3,669,768)
	SUB-TOTAL CONTINUING PROJECTS	46,153,049	48,258,374	2,105,325	21,295,729
	Total Uses of Funds	942,573,342	1,108,294,754	165,721,412	1,112,867,931

Department: UNA : GENERAL FUND UNALLOCATED

2014-2015 Original Budget	2015-2016 Proposed Budget	2015-2016 vs 2014-2015	2016-2017 Proposed Budget	2016-2017 vs 2015-2016
---------------------------------	---------------------------------	---------------------------	---------------------------------	---------------------------

Fund Summary

4D COP	CERT OF PARTICIPATION (COP) BOND FUNDS	28,125,000	28,125,000	(28,125,000)
Total Sources by Funds		28,125,000	28,125,000	(28,125,000)

Character Summary

070	DEBT SERVICE	3,125,000	3,125,000	(3,125,000)
091	OPERATING TRANSFERS OUT	25,000,000	25,000,000	(25,000,000)
Total Uses by Character		28,125,000	28,125,000	(28,125,000)

Sources of Funds Detail by Subobject

10110	PROP TAX CURR YR-SECURED	884,730,000	934,491,000	49,761,000	976,344,000	41,853,000
10120	PROP TAX CURR YR-UNSECURED	54,710,000	59,753,000	5,043,000	59,165,000	(588,000)
10230	UNSECURED INSTL 5/8 YR PLAN	380,000	381,000	1,000	379,000	(2,000)
10310	SUPP ASST SB813-CY SECURED	7,830,000	9,932,000	2,102,000	8,939,000	(993,000)
10410	SUPP ASST SB813-PY SECURED	16,630,000	21,241,000	4,611,000	19,117,000	(2,124,000)
10912	PROP TAX IN-LIEU OF SALES AND USE TAX	44,290,000	28,000,000	(16,290,000)		(28,000,000)
10913	PROP TAX IN-LIEU OF VEHICLE LICENSE FEE	196,480,000	200,894,000	4,414,000	211,105,000	10,211,000
10920	PROP TAX AB 1290 RDA PASSTHROUGH	15,220,000	16,991,000	1,771,000	16,916,000	(75,000)
10930	SB 813-5% ADMINISTRATIVE COST	2,240,000	2,822,000	582,000	2,540,000	(282,000)
10943	PENALTY/COSTS-REDEMPTION	10,000,000	13,000,000	3,000,000	13,000,000	
11110	PAYROLL TAX	436,410,000	416,233,000	(20,177,000)	289,980,000	(126,253,000)
11220	GROSS RECEIPTS TAX PROPOSITION E	74,540,000	146,302,000	71,762,000	299,120,000	152,818,000
11225	ADMINISTRATIVE OFFICE TAX (PROPOSITION E)	25,880,000	27,493,000	1,613,000	28,730,000	1,237,000
11310	BUSINESS REGISTRATION TAX	35,490,000	44,367,000	8,877,000	46,430,000	2,063,000
12110	SALES & USE TAX	136,080,000	172,937,000	36,857,000	205,733,000	32,796,000
12210	HOTEL ROOM TAX	318,350,000	384,090,000	65,740,000	403,080,000	18,990,000
12310	GAS ELECTRIC STEAM USER TAX	38,180,000	40,620,000	2,440,000	40,710,000	90,000
12320	TELEPHONE USER TAX (LAND & MOBILE)	49,280,000	49,190,000	(90,000)	49,300,000	110,000
12340	WATER USER TAX	4,280,000	3,740,000	(540,000)	3,750,000	10,000

Department: UNA : GENERAL FUND UNALLOCATED

2014-2015 Original Budget	2015-2016 Proposed Budget	2015-2016 vs 2014-2015	2016-2017 Proposed Budget	2016-2017 vs 2015-2016
---------------------------------	---------------------------------	---------------------------	---------------------------------	---------------------------

Sources of Funds Detail by Subobject

12410	PARKING TAX	84,880,000	89,727,000	4,847,000	92,193,000	2,466,000
12510	REAL PROPERTY TRANSFER TAX	235,000,000	275,280,000	40,280,000	240,000,000	(35,280,000)
12910	STADIUM ADMISSION TAX	1,255,000	1,357,000	102,000	1,357,000	
12930	ACCESS LINE TAX - CURRENT	43,050,000	45,594,000	2,544,000	46,506,000	912,000
20610	PGE ELECTRIC	3,720,000	3,916,000	196,000	3,955,000	39,000
20620	PGE GAS	2,160,000	2,289,000	129,000	2,311,000	22,000
20630	CABLE TV FRANCHISE	10,902,000	10,371,000	(531,000)	10,476,000	105,000
20640	STEAM FRANCHISE	200,000	184,000	(16,000)	186,000	2,000
25110	TRAFFIC FINES - MOVING	3,700,000	4,000,000	300,000	4,000,000	
30150	INTEREST EARNED - POOLED CASH	1,040,000	4,501,960	3,461,960	5,711,960	1,210,000
35244	JESSIE SQUARE GARAGE	1,600,000		(1,600,000)		
48111	HOMEOWNERS PROP TAX RELIEF	3,790,000	3,790,000		3,790,000	
48929	STATE MANDATED COST - SB 90	3,350,000		(3,350,000)		
60101	COURT FEES	500,000	500,000		500,000	
60198	RECOVERY GENERAL GOVT COST	9,050,648	9,724,042	673,394	9,864,749	140,707
79992	UNCLAIMED FUNDS FOR THE CITY (TTX)	50,000	50,000		50,000	
79999	OTHER NON-OPERATING REVENUE	11,600,000	23,153,415	11,553,415		(23,153,415)
80141	PROCEEDS FROM CERT OF PARTICIPATION		28,125,000	28,125,000		(28,125,000)
9301G	OTI FR 1G-GENERAL FUND				2,115,781	2,115,781
9305A	OTI FR 5A-AIRPORT FUND	38,400,000	40,845,750	2,445,750	41,802,600	956,850
9501G	ITI FR 1G-GENERAL FUND	264,426,735	374,643,083	110,216,348	358,375,093	(16,267,990)
99999B	BEGINNING FUND BALANCE-BUDGET BASIS	133,867,975	176,048,608	42,180,633	196,951,392	20,902,784
99999R	PRIOR YEAR DESIGNATED RESERVE	51,705,000		(51,705,000)		
GFS (2)	GENERAL FUND SUPPORT	(3,255,247,358)	(3,638,451,858)	(383,204,500)	(3,692,367,794)	(53,915,936)
Total Sources by Funds			28,125,000	28,125,000	2,115,781	(26,009,219)

(2) This figure is negative because we have allocated this amount to various departments to illustrate the amount of general fund subsidy each department requires to support its operation.

Uses of Funds Detail Appropriation

OPERATING:

4D COP HT1: HOUSING TRUST C.O.P. FUND

070	DEBT SERVICE	3,125,000	3,125,000	(3,125,000)
-----	--------------	-----------	-----------	-------------

Department: UNA : GENERAL FUND UNALLOCATED

2014-2015 Original Budget	2015-2016 Proposed Budget	2015-2016 vs 2014-2015	2016-2017 Proposed Budget	2016-2017 vs 2015-2016
---------------------------------	---------------------------------	---------------------------	---------------------------------	---------------------------

Uses of Funds Detail Appropriation

OPERATING:

4D COP HT1: HOUSING TRUST C.O.P. FUND

091	OPERATING TRANSFERS OUT	25,000,000	25,000,000	(25,000,000)
	SUB-TOTAL 4D COP HT1	28,125,000	28,125,000	(28,125,000)
	SUB-TOTAL OPERATING	28,125,000	28,125,000	(28,125,000)
	Total Uses of Funds	28,125,000	28,125,000	(28,125,000)

Department: ADM : GENERAL SERVICES AGENCY - CITY ADMIN

2014-2015 Original Budget	2015-2016 Proposed Budget	2015-2016 vs 2014-2015	2016-2017 Proposed Budget	2016-2017 vs 2015-2016
---------------------------------	---------------------------------	---------------------------	---------------------------------	---------------------------

Fund Summary

1G AGF	GENERAL FUND	110,583,901	114,619,572	4,035,671	102,946,632	(11,672,940)
2S CFF	CONVENTION FACILITIES FUND	78,570,880	80,801,869	2,230,989	79,796,825	(1,005,044)
2S CRF	CULTURE & RECREATION SPEC REV FD	12,732,639	13,450,035	717,396	13,450,035	
2S GSF	GENERAL SERVICES SPECIAL REVENUE FUND	551,307	493,277	(58,030)	332,520	(160,757)
2S NDF	NEIGHBORHOOD DEVELOPMENT SPEC REV FD	1,100,000	2,880,000	1,780,000	2,980,000	100,000
2S RPF	REAL PROPERTY SPECIAL REVENUE FUND	67,870,275	103,268,926	35,398,651	107,298,253	4,029,327
3C XCF	CITY FACILITIES IMPROVEMENT FUND		12,553,613	12,553,613	3,280,000	(9,273,613)
6I CSF	IS-CENTRAL SHOPS FUND	30,458,163	31,930,413	1,472,250	33,146,821	1,216,408
6I OIS	IS-REPRODUCTION FUND	7,301,840	7,607,687	305,847	7,545,022	(62,665)
Total Sources by Funds		309,169,005	367,605,392	58,436,387	350,776,108	(16,829,284)

Program Summary

FFO	311 CALL CENTER	12,273,735	12,677,485	403,750	12,745,864	68,379
AUA	ANIMAL WELFARE	6,012,590	6,213,918	201,328	6,427,653	213,735
FAU	CAPITAL ASSET PLANNING	750,000	13,303,613	12,553,613	4,030,000	(9,273,613)
FAC	CITY ADMINISTRATOR - ADMINISTRATION	11,310,732	13,198,332	1,887,600	13,882,825	684,493
FIT	COMMITTEE ON INFORMATION TECHNOLOGY	650,741	650,741		650,741	
ACA	COMMUNITY AMBASSADOR PROGRAM	717,778	773,838	56,060	778,666	4,828
CRD	COMMUNITY REDEVELOPMENT	754,386	1,453,200	698,814	1,484,129	30,929
FFQ	CONTRACT MONITORING	3,876,193	4,465,626	589,433	4,855,117	389,491
AME	COUNTY CLERK SERVICES	1,840,646	1,838,670	(1,976)	1,872,785	34,115
FAV	DISABILITY ACCESS	6,097,711	4,539,900	(1,557,811)	4,973,301	433,401
BAB	EARTHQUAKE SAFETY PROGRAM	808,787	813,038	4,251	592,462	(220,576)
FFL	ENTERTAINMENT COMMISSION	780,809	791,914	11,105	813,626	21,712
FFH	FACILITIES MGMT & OPERATIONS	55,525,505	109,160,336	53,634,831	109,591,036	430,700
FFK	FLEET MANAGEMENT	1,250,971	1,078,412	(172,559)	2,770,353	1,691,941
FEQ	GRANTS FOR THE ARTS	12,787,639	13,450,035	662,396	13,450,035	
FFN	IMMIGRANT AND LANGUAGE SERVICES	2,539,280	3,675,982	1,136,702	3,789,293	113,311
AJU	JUSTIS PROJECT - CITY ADM OFFICE	3,417,383	3,680,180	262,797	3,442,968	(237,212)
FFB	LIVING WAGE / LIVING HEALTH (MCO/HCAO)	3,698,849	4,930,537	1,231,688	5,000,544	70,007
ASG	MEDICAL EXAMINER	7,810,395	19,010,603	11,200,208	8,971,156	(10,039,447)
FER	NEIGHBORHOOD BEAUTIFICATION	2,005,000	2,935,000	930,000	3,020,000	85,000
FSR	OFFICE OF SHORT-TERM RENTALS		475,005	475,005	464,630	(10,375)
FCC	PROCUREMENT SERVICES	5,935,746	6,555,288	619,542	5,904,270	(651,018)
FFI	REAL ESTATE SERVICES	32,060,977		(32,060,977)		

Department: ADM : GENERAL SERVICES AGENCY - CITY ADMIN

2014-2015 Original Budget	2015-2016 Proposed Budget	2015-2016 vs 2014-2015	2016-2017 Proposed Budget	2016-2017 vs 2015-2016
---------------------------------	---------------------------------	---------------------------	---------------------------------	---------------------------

Program Summary

FCB	REPRODUCTION SERVICES	7,301,840	7,607,687	305,847	7,545,022	(62,665)
FCT	RISK MANAGEMENT / GENERAL	19,183,177	20,621,619	1,438,442	21,453,326	831,707
EU	TOURISM EVENTS	78,570,880	80,801,869	2,230,989	79,796,825	(1,005,044)
BK6	TREASURE ISLAND	1,966,362	2,012,725	46,363	2,054,542	41,817
FFJ	VEHICLE & EQUIPMENT MAIN & FUELING	29,240,893	30,889,839	1,648,946	30,414,939	(474,900)
Total Uses by Program		309,169,005	367,605,392	58,436,387	350,776,108	(16,829,284)

Character Summary

001	SALARIES	65,414,523	72,723,631	7,309,108	75,154,798	2,431,167
013	MANDATORY FRINGE BENEFITS	30,393,690	30,811,869	418,179	31,509,149	697,280
020	OVERHEAD	3,204,746	1,925,687	(1,279,059)	1,925,687	
021	NON PERSONNEL SERVICES	138,967,273	137,559,101	(1,408,172)	135,875,300	(1,683,801)
038	CITY GRANT PROGRAMS	11,054,506	19,114,326	8,059,820	23,396,239	4,281,913
040	MATERIALS & SUPPLIES	14,685,805	16,002,388	1,316,583	16,549,139	546,751
060	CAPITAL OUTLAY	11,094,721	27,988,084	16,893,363	17,996,192	(9,991,892)
06F	FACILITIES MAINTENANCE	1,069,000	4,450,030	3,381,030	3,409,648	(1,040,382)
06P	PROGRAMMATIC PROJECTS	2,195,905	15,949,000	13,753,095	4,168,519	(11,780,481)
070	DEBT SERVICE	506,231	506,231		506,231	
079	ALLOCATED CHARGES	(102,381)		102,381		
081	SERVICES OF OTHER DEPTS	30,629,986	38,224,578	7,594,592	39,734,028	1,509,450
095	INTRAFUND TRANSFERS OUT	21,623,916	6,055,000	(15,568,916)	6,055,000	
098	UNAPPROPRIATED REVENUE-DESIGNATED		2,295,467	2,295,467	496,178	(1,799,289)
ELU	TRANSFER ADJUSTMENTS-USES	(21,568,916)	(6,000,000)	15,568,916	(6,000,000)	
Total Uses by Character		309,169,005	367,605,392	58,436,387	350,776,108	(16,829,284)

Department: ADM : GENERAL SERVICES AGENCY - CITY ADMIN

2014-2015 Original Budget	2015-2016 Proposed Budget	2015-2016 vs 2014-2015	2016-2017 Proposed Budget	2016-2017 vs 2015-2016
---------------------------------	---------------------------------	---------------------------	---------------------------------	---------------------------

Sources of Funds Detail by Subobject

11110	PAYROLL TAX	1,000,000	1,900,000	900,000	2,000,000	100,000
20299	SUNDRY BUSINESS LICENSES	520,000	520,000		520,000	
20911	DOG LICENSE	410,000	410,000		410,000	
20921	MARRIAGE LICENSE	732,000	732,000		732,000	
25940	OFFICE OF LABOR STD ENFORCEMENT PENALTY	400,000	425,000	25,000	425,000	
25941	PREVAILING WAGE PENALTIES	100,000	100,000		100,000	
35701	CONVENTION FACILITIES - RENTALS	12,101,728	10,623,906	(1,477,822)	9,578,792	(1,045,114)
35702	CONVENTION FACILITIES - CONCESSIONS	14,036,400	14,181,025	144,625	13,142,500	(1,038,525)
39899	OTHER CITY PROPERTY RENTALS	3,332,329	7,201,262	3,868,933	11,590,939	4,389,677
49997	CITY DEPTS REVENUE FROM OCII	1,407,000	1,957,047	550,047	1,987,976	30,929
60130	COUNTY CLERK FEES	1,200,892	1,221,222	20,330	1,221,222	
60155	CITY HALL TOURS	5,000		(5,000)		
60202	FUEL SALES & MAINTENANCE SERVICES	700,000	700,000		700,000	
60501	PUBLIC POUND FEE	138,000	138,000		138,000	
60502	PUBLIC POUND SALE OF ANIMALS	22,000	22,000		22,000	
60505	CAT REGISTRATION	12,100	12,100		12,100	
60684	FARMERS MARKET FEE	1,065,950	1,174,567	108,617	1,200,405	25,838
60690	MEDICAL EXAMINER FEES	665,000	665,000		665,000	
61101	PLAN CHECKING	160,000	195,000	35,000	195,000	
63508	OTHER HEALTH FEE	173,957	173,957		173,957	
63509	BIRTH CERTIFICATE FEE	214,005	214,005		214,005	
63510	DEATH CERTIFICATE FEE	61,450	61,450		61,450	
75415	COMMUNITY IMPROVEMENT IMPACT FEE	880,000	880,000		880,000	
76111	GAIN/LOSS-SALE OF LAND		112,009	112,009	148,672	36,663
76251	SALE OF SCRAP AND WASTE	325,000	325,000		325,000	
78201	PRIVATE GRANTS	368,787	410,757	41,970	250,000	(160,757)
79994	DEVELOPER EXACTIONS		144,300	144,300	243,315	99,015

Department: ADM : GENERAL SERVICES AGENCY - CITY ADMIN

2014-2015 Original Budget	2015-2016 Proposed Budget	2015-2016 vs 2014-2015	2016-2017 Proposed Budget	2016-2017 vs 2015-2016
---------------------------------	---------------------------------	---------------------------	---------------------------------	---------------------------

Sources of Funds Detail by Subobject

79999	OTHER NON-OPERATING REVENUE	20,000		(20,000)		
86599	EXP REC FR GENERAL UNALLOCATED	911,664	1,057,424	145,760	1,107,076	49,652
865AA	EXP REC FR ASIAN ARTS MUSEUM (AAO)	372,202	343,131	(29,071)	343,720	589
865AC	EXP REC FR AIRPORT (AAO)	7,221,127	7,680,910	459,783	7,807,274	126,364
865AD	EXP REC FR ADMINISTRATIVE SERVICES (AAO)	17,018,330	19,823,612	2,805,282	20,733,287	909,675
865AN	EXP REC FR ANIMAL CARE & CONTROL (AAO)	119,803	280,384	160,581	286,946	6,562
865AP	EXP REC FR ADULT PROBATION (AAO)	57,417	631,868	574,451	633,070	1,202
865AR	EXP REC FR ART COMMISSION (AAO)	360,565	196,970	(163,595)	151,533	(45,437)
865AS	EXP REC FR ASSESSOR (AAO)	582,051	877,628	295,577	861,135	(16,493)
865BD	EXP REC FR BOARD OF SUPV (AAO)	34,359	34,372	13	34,575	203
865BE	EXP REC FR BUS & ENC DEV (AAO)	554,638	611,131	56,493	611,131	
865BI	EXP REC FR BLDG INSPECTION (AAO)	3,213,341	3,419,921	206,580	3,326,119	(93,802)
865C8	EXP REC FR CON-PAYROLL/PERSONNEL (AAO)	405,178		(405,178)		
865CA	EXP REC FR ADM (AAO)	2,488,179	3,298,908	810,729	3,343,079	44,171
865CD	EXP REC FR CHILD SUPPORT SERVICES(AAO)	71,009	65,468	(5,541)	65,665	197
865CF	EXP REC FR CONV FACILITIES MGMT (AAO)	5,126	1,132,011	1,126,885	1,186,150	54,139
865CH	EXP REC FR CHILD,YOUTH & FAM (AAO)	18,050	518,050	500,000	518,050	
865CI	EXP REC FR CHILDREN AND FAMILIES (AAO)	217,273	177,268	(40,005)	160,958	(16,310)
865CM	EXP REC FR MED EXAMINER/CORONER (AAO)	29,112	521,301	492,189	706,168	184,867
865CO	EXP REC FR CONTROLLER (AAO)	355,220	1,452,355	1,097,135	1,420,355	(32,000)
865CP	EXP REC FR CITY PLANNING (AAO)	1,485,432	1,616,791	131,359	1,632,063	15,272
865CS	EXP REC FR CIVIL SERVICE (AAO)	63,555	60,918	(2,637)	60,918	
865CT	EXP REC FR CITY ATTORNEY (AAO)	423,296	411,062	(12,234)	411,874	812
865DA	EXP REC FR DISTRICT ATTORNEY (AAO)	181,735	1,026,611	844,876	1,032,365	5,754
865EC	EXP REC FR ETHICS COMMISSION (AAO)	102,583	93,723	(8,860)	93,723	
865ED	EXP REC FR EMERGENCY COMM. DEPT.	328,569	552,696	224,127	563,513	10,817
865ER	EXP REC FR EMERGENCY COMMUNICATIONS(AAO)	1,282,837	1,080,013	(202,824)	1,094,589	14,576
865EV	EXP REC FR ENVIRONMENT (AAO)	120,376	120,172	(204)	120,325	153
865FA	EXP REC FR FINE ARTS MUSEUM (AAO)	1,108,332	1,104,259	(4,073)	1,104,847	588
865FC	EXP REC FR FIRE DEPT (AAO)	5,529,624	5,998,418	468,794	6,146,407	147,989
865GE	EXP REC FR GENERAL CITY RESP (AAO)	4,304,739	17,092,996	12,788,257	16,090,519	(1,002,477)
865HC	EXP REC FR COMM HEALTH SERVICE (AAO)	3,607,787	4,583,664	975,877	4,702,713	119,049
865HG	EXP REC FR SF GENERAL HOSPITAL (AAO)	1,433,309	914,616	(518,693)	947,169	32,553
865HL	EXP REC FR LAGUNA HONDA HOSPITAL (AAO)	332,270	242,887	(89,383)	254,153	11,266
865HM	EXP REC FR COMM MENTAL HEALTH (AAO)	78,147		(78,147)		
865HS	EXP REC FR HSS (AAO)	805,610	864,228	58,618	894,892	30,664

Department: ADM : GENERAL SERVICES AGENCY - CITY ADMIN

2014-2015 Original Budget	2015-2016 Proposed Budget	2015-2016 vs 2014-2015	2016-2017 Proposed Budget	2016-2017 vs 2015-2016
---------------------------------	---------------------------------	---------------------------	---------------------------------	---------------------------

Sources of Funds Detail by Subsubject

865JV	EXP REC FR JUVENILE COURT (AAO)	178,746	180,110	1,364	188,185	8,075
865LB	EXP REC FR PUBLIC LIBRARY (AAO)	465,488	958,503	493,015	975,842	17,339
865LL	EXP REC FR LAW LIBRARY (AAO)	905,262	953,060	47,798	973,864	20,804
865MO	EXP REC FROM MOHCD	200,000	618,534	418,534	618,534	
865MT	EXP REC FR MUNICIPAL TRANSPORTATION(AAO)	12,798,632	11,681,833	(1,116,799)	12,021,656	339,823
865MY	EXP REC FR MAYOR (AAO)	78,278	78,278		78,278	
865OC	EXP REC FR OFFICE OF CONTRACT ADMIN(AAO)	2,009	1,788	(221)	1,788	
865PA	EXP REC FR PERMIT APPEALS (AAO)	31,545	22,563	(8,982)	22,563	
865PC	EXP REC FR POLICE COMMISSION (AAO)	10,839,279	16,411,999	5,572,720	16,727,776	315,777
865PD	EXP REC FR PUBLIC DEFENDER (AAO)	716,187	788,791	72,604	790,192	1,401
865PO	EXP REC FR PORT COMMISSION (AAO)	4,246,765	4,556,857	310,092	4,874,862	318,005
865PT	EXP REC FR PUBLIC TRANSPORTATION(AAO)	7,031,269	7,041,089	9,820	7,053,270	12,181
865PW	EXP REC FR PUBLIC WORKS (AAO)	17,260,744	19,282,818	2,022,074	19,668,608	385,790
865RB	EXP REC FR RENT ARBITRATION BD (AAO)	357,989	371,414	13,425	371,459	45
865RC	EXP REC FR HUMAN RIGHTS (AAO)	110,263	124,639	14,376	124,639	
865RD	EXP REC FR HUMAN RESOURCES (AAO)	1,480,228	1,512,102	31,874	1,512,109	7
865RE	EXP REC FR REAL ESTATE (AAO)	777,751	1,085,036	307,285	1,129,013	43,977
865RG	EXP REC FR REGISTRAR OF VOTERS (AAO)	410,318	416,764	6,446	387,744	(29,020)
865RP	EXP REC FR REC & PARK (AAO)	4,040,003	4,444,530	404,527	4,560,232	115,702
865RS	EXP REC FR RETIREMENT SYSTEM (AAO)	3,157,045	1,825,622	(1,331,423)	1,895,866	70,244
865SH	EXP REC FR SHERIFF (AAO)	1,451,201	4,358,330	2,907,129	4,408,104	49,774
865SP	EXP REC FR TRIAL COURTS (AAO)	37,579	38,452	873	41,619	3,167
865SS	EXP REC FR HUMAN SERVICES (AAO)	5,163,743	4,350,669	(813,074)	4,402,840	52,171
865TI	EXP REC FROM ISD (AAO)	2,484,218	2,892,487	408,269	3,293,246	400,759
865TR	EXP REC FR TREAS/TAX COLL (AAO)	2,855,027	3,346,088	491,061	3,325,034	(21,054)
865UC	EXP REC FR PUC (AAO)	4,184,764	4,422,433	237,669	4,488,386	65,953
865UH	EXP REC FR HETCH HETCHY (AAO)	921,398	1,007,612	86,214	1,015,438	7,826
865UW	EXP REC FR WATER DEPT (AAO)	1,702,478	672,195	(1,030,283)	677,847	5,652
865WM	EXP REC FR WAR MEMORIAL (AAO)	1,374,914	2,951,345	1,576,431	3,201,162	249,817
865WO	EXP REC FR STATUS OF WOMEN (AAO)	95,682	109,109	13,427	109,109	
865WP	EXP REC FR CLEANWATER (AAO)	2,048,859	3,510,592	1,461,733	3,603,210	92,618
87599	EXP REC-UNALLOCATED (NON-AAO FD5)	4,639,719	675,000	(3,964,719)	675,000	
875AA	EXP REC FR ASIAN ARTS MUSEUM (NON-AAO)	500	500		500	
875BE	EXP REC FR BUS & ENC DEV (NON-AAO)		12,202	12,202	12,577	375
875CA	EXP REC FR ADM (NON-AAO)	62,466	240,000	177,534	240,000	
875MO	EXP REC FR MAYOR-CDBG (NON-AAO)	221,128	222,472	1,344	222,583	111

2014-2015 Original Budget	2015-2016 Proposed Budget	2015-2016 vs 2014-2015	2016-2017 Proposed Budget	2016-2017 vs 2015-2016
---------------------------------	---------------------------------	---------------------------	---------------------------------	---------------------------

Sources of Funds Detail by Subject

875PW	EXP REC FR PUBLIC WORKS (NON-AAO)	114,993	139,533	24,540	140,251	718
875SC	EXP REC FR ACADEMY OF SCIENCE (NON-AAO)	500	500		500	
875SD	EXP REC FR COUNTY ED(NON-AAO)	47,000	50,000	3,000	50,000	
875SP	EXP REC FR TRIAL COURTS (NON-AAO)	1,142,280	1,157,680	15,400	1,163,188	5,508
875UC	EXP REC FR PUC (NON-AAO)	1,383,083	1,490,532	107,449	1,537,207	46,675
875WP	EXP REC FR CLEANWATER (NON-AAO)		22,931	22,931	23,649	718
9301G	OTI FR 1G-GENERAL FUND	54,459,639	68,730,524	14,270,885	58,134,101	(10,596,423)
9305A	OTI FR 5A-AIRPORT FUND	31,713	31,713		31,713	
9305C	OTI FR 5C-CLEANWATER PROGRAM FUNDS	31,713	31,713		31,713	
9305P	OTI FR 5P-PORT COMMISSION FUND	31,713	31,713		31,713	
9305T	OTI FR 5T-HETCH HETCHY FUNDS	31,712	31,712		31,712	
9305W	OTI FR 5W-WATER DEPARTMENT FUNDS	31,712	31,712		31,712	
9502C	ITI FR 2S/CFF-CONVENTION FACILITIES FD		6,000,000	6,000,000	6,000,000	
9502T	ITI FR 2S/RPF-REAL PROPERTY FUND	21,568,916		(21,568,916)		
99999B	BEGINNING FUND BALANCE-BUDGET BASIS	12,545,539	16,744,877	4,199,338	15,718,849	(1,026,028)
99999R	PRIOR YEAR DESIGNATED RESERVE				1,873,613	1,873,613
ELUMSD	TRANSFER ADJUSTMENTS-SOURCES	(21,568,916)	(6,000,000)	15,568,916	(6,000,000)	
GFS (1)	GENERAL FUND SUPPORT	51,711,488	55,559,063	3,847,575	42,899,358	(12,659,705)
Total Sources by Funds		309,169,005	367,605,392	58,436,387	350,776,108	(16,829,284)

(1) This figure represents the nondepartmental (citywide) general fund revenues required to support the department's operations.

Uses of Funds Detail Appropriation

OPERATING:

1GAGFAA: GF-NON-PROJECT-CONTROLLED

001	SALARIES	32,168,917	33,994,133	1,825,216	35,025,502	1,031,369
013	MANDATORY FRINGE BENEFITS	13,619,742	13,113,898	(505,844)	13,312,786	198,888
021	NON PERSONNEL SERVICES	4,334,349	3,907,334	(427,015)	3,657,358	(249,976)
038	CITY GRANT PROGRAMS	59,300	1,698,016	1,638,716	1,626,938	(71,078)
040	MATERIALS & SUPPLIES	1,159,297	1,032,681	(126,616)	1,041,681	9,000
060	CAPITAL OUTLAY	458,271	1,228,974	770,703	169,628	(1,059,346)
081	SERVICES OF OTHER DEPTS	15,493,794	5,299,272	(10,194,522)	5,574,708	275,436
095	INTRAFUND TRANSFERS OUT	55,000		(55,000)		
	SUB-TOTAL 1GAGFAA	67,348,670	60,274,308	(7,074,362)	60,408,601	134,293

Department: ADM : GENERAL SERVICES AGENCY - CITY ADMIN

2014-2015 Original Budget	2015-2016 Proposed Budget	2015-2016 vs 2014-2015	2016-2017 Proposed Budget	2016-2017 vs 2015-2016
---------------------------------	---------------------------------	---------------------------	---------------------------------	---------------------------

Uses of Funds Detail Appropriation

OPERATING:

2S CFF ANP: CONV FAC FD-OPERATING-NONPROJECT

001	SALARIES	398,689	476,370	77,681	510,239	33,869
013	MANDATORY FRINGE BENEFITS	163,289	180,055	16,766	187,633	7,578
021	NON PERSONNEL SERVICES	73,346,710	67,139,884	(6,206,826)	65,841,128	(1,298,756)
038	CITY GRANT PROGRAMS	100,000	228,219	128,219	228,219	
040	MATERIALS & SUPPLIES	1,530	1,530		1,530	
070	DEBT SERVICE	506,231	506,231		506,231	
081	SERVICES OF OTHER DEPTS	4,054,431	6,269,580	2,215,149	6,521,845	252,265
095	INTRAFUND TRANSFERS OUT		6,000,000	6,000,000	6,000,000	
ELU	TRANSFER ADJUSTMENTS-USERS		(6,000,000)	(6,000,000)	(6,000,000)	
	SUB-TOTAL 2S CFF ANP	78,570,880	74,801,869	(3,769,011)	73,796,825	(1,005,044)

2S CRF GFA: GRANTS FOR THE ARTS

001	SALARIES	544,874	564,195	19,321	581,133	16,938
013	MANDATORY FRINGE BENEFITS	235,886	178,827	(57,059)	167,654	(11,173)
021	NON PERSONNEL SERVICES	22,200	22,200		22,200	
038	CITY GRANT PROGRAMS	10,870,206	11,613,411	743,205	11,613,411	
040	MATERIALS & SUPPLIES	61,000	18,000	(43,000)	6,000	(12,000)
081	SERVICES OF OTHER DEPTS	998,473	998,402	(71)	1,004,637	6,235
095	INTRAFUND TRANSFERS OUT		55,000	55,000	55,000	
	SUB-TOTAL 2S CRF GFA	12,732,639	13,450,035	717,396	13,450,035	

2S G5F SBF: SURETY BOND SELF-INSURANCE FUND

001	SALARIES	86,595	89,721	3,126	92,414	2,693
013	MANDATORY FRINGE BENEFITS	36,984	34,081	(2,903)	34,225	144
021	NON PERSONNEL SERVICES	34,984	34,761	(223)	31,924	(2,837)
	SUB-TOTAL 2S G5F SBF	158,563	158,563		158,563	

6I CSF CSF: IS-CENTRAL SHOPS FUND

001	SALARIES	9,066,255	9,414,768	348,513	9,408,813	(5,955)
013	MANDATORY FRINGE BENEFITS	4,864,188	4,643,621	(220,567)	4,622,250	(21,371)
021	NON PERSONNEL SERVICES	2,449,990	2,447,909	(2,081)	2,447,909	
040	MATERIALS & SUPPLIES	11,944,778	12,485,345	540,567	12,999,268	513,923
06P	PROGRAMMATIC PROJECTS		1,000,000	1,000,000		(1,000,000)
081	SERVICES OF OTHER DEPTS	915,682	898,196	(17,486)	936,699	38,503
	SUB-TOTAL 6I CSF CSF	29,240,893	30,889,839	1,648,946	30,414,939	(474,900)

Department: ADM : GENERAL SERVICES AGENCY - CITY ADMIN

2014-2015 Original Budget	2015-2016 Proposed Budget	2015-2016 vs 2014-2015	2016-2017 Proposed Budget	2016-2017 vs 2015-2016
---------------------------------	---------------------------------	---------------------------	---------------------------------	---------------------------

Uses of Funds Detail Appropriation

OPERATING:

6I OIS REP: IS-REPRODUCTION FUND

001	SALARIES	1,212,545	1,260,475	47,930	1,295,037	34,562
013	MANDATORY FRINGE BENEFITS	717,960	695,683	(22,277)	706,238	10,555
021	NON PERSONNEL SERVICES	4,095,313	4,643,105	547,792	4,606,214	(36,891)
040	MATERIALS & SUPPLIES	350,000	370,000	20,000	370,000	
060	CAPITAL OUTLAY	454,450	175,450	(279,000)	95,450	(80,000)
081	SERVICES OF OTHER DEPTS	471,572	462,974	(8,598)	472,083	9,109
	SUB-TOTAL 6I OIS REP	7,301,840	7,607,687	305,847	7,545,022	(62,665)

SUB-TOTAL OPERATING

195,353,485 187,182,301 (8,171,184) 185,773,985 (1,408,316)

ANNUAL PROJECTS:

1G AGF AAP: GF-ANNUAL PROJECT

CADANC	ANIMAL SHELTER FACILITY PLAN	467,000		(467,000)		
FADCHL	CITY HALL FACILITIES MAINTENANCE PROJS		300,000	300,000		(300,000)
FADHOJ	HALL OF JUSTICE CAPITAL IMPROVMTS	193,000	1,202,650	1,009,650	212,783	(989,867)
FADOFA	CITY ADMIN SVCS OTHER FACILITIES	276,000	289,000	13,000	302,612	13,612
PAD004	CITY VEHICLE POOL	33,701	37,838	4,137	38,471	633
PAD006	ENTERTAINMENT COMMISSION FUND	780,809	791,914	11,105	813,626	21,712
PADSTR	OFFICE OF SHORT-TERM RENTALS PROJECT		475,005	475,005	464,630	(10,375)
PCA400	COMMUNITY AMBASSADOR PROGRAM	717,778	773,838	56,060	778,666	4,828
	SUB-TOTAL 1G AGF AAP	2,468,288	3,870,245	1,401,957	2,610,788	(1,259,457)

SUB-TOTAL ANNUAL PROJECTS

2,468,288 3,870,245 1,401,957 2,610,788 (1,259,457)

CONTINUING PROJECTS:

1G AGF ACP: GF-CONTINUING PROJECTS

CAD06R	ADM - FACILITY RENEWAL PROJECTS	300,000		(300,000)	330,000	330,000
CADCCP	DISABLED ACCESS CC PLAZA PAVEMENT PRGRM	600,000	1,100,000	500,000		(1,100,000)
CADCHG	CITY HALL EMERGENCY GENERATOR PROJECT	620,000	638,760	18,760		(638,760)
CADCHP	RED-CITY HALL PROJECTS	2,000,000	500,000	(1,500,000)		(500,000)
CADEME	MEDICAL EXAMINER RELOCATION		9,500,000	9,500,000		(9,500,000)
CADEND	CITY ADMIN PROJECTS-DISABLED ACCESS	1,565,000	300,000	(1,265,000)	1,800,000	1,500,000
CADEVR	ELEVATOR MODERNIZATION PROJECT	700,000	800,000	100,000		(800,000)
CADFMR	RED-CAPITAL IMPROVEMENTS		1,500,000	1,500,000	1,750,000	250,000
CADIPI	ADM - INTERAGENCY PLANNING PROJECTS	880,000		(880,000)		
CADRPA	DISABLED ACCESS - RECREATION FACILITIES	1,500,000	1,000,000	(500,000)	1,000,000	

Department: ADM : GENERAL SERVICES AGENCY - CITY ADMIN

2014-2015 Original Budget	2015-2016 Proposed Budget	2015-2016 vs 2014-2015	2016-2017 Proposed Budget	2016-2017 vs 2015-2016
---------------------------------	---------------------------------	---------------------------	---------------------------------	---------------------------

Uses of Funds Detail Appropriation

CONTINUING PROJECTS:

1G AGF ACP: GF-CONTINUING PROJECTS

CADYGA	DISABLED ACCESS - JUL PROBATION ADM BLDG	1,400,000	600,000	(800,000)		(600,000)
FAD25V	25 VAN NESS FACILITIES MAINTENANCE PROJS		300,000	300,000		(300,000)
FAD555	555 7TH ST FACILITIES MAINTENANCE PROJS		400,000	400,000		(400,000)
FADFAV	DISASBILITY ACCESS MAINTENANCE & RENEWAL		350,000	350,000	1,000,000	650,000
PAD009	E-PROCUREMENT	101,650	506,650	405,000	101,650	(405,000)
PAD011	JUSTIS PROJECT - CITY ADM. OFFICE	3,417,383	3,680,180	262,797	3,442,968	(237,212)
PADASG	MEDICAL EXAMINER PROJECT	250,000		(250,000)	265,000	265,000
PADCCG	COMM. CHALLENGE GRANTS SPECIAL PROJECTS	25,000	55,000	30,000	40,000	(15,000)
PADFFH	REAL ESTATE PROJECT		150,000	150,000		(150,000)
PADFFO	311 CALL CENTER PROJECT	400,000		(400,000)		
PADFIT	COIT PROGRAM PLANNING	650,741	650,741		650,741	
PATCIP	CITY CAPITAL IMPROVMENT PLANNING	750,000	750,000		750,000	
PCA300	CAPSS EARTHQUAKE SAFETY PROGRAM	590,000	652,281	62,281	592,462	(59,819)
PREEHH	ELLA HILL HUTCH COMMUNITY CENTER	150,000	100,000	(50,000)		(100,000)
	SUB-TOTAL 1G AGF ACP	15,899,774	23,533,612	7,633,838	11,722,821	(11,810,791)

2S CFF CPR: CONV FAC FD-CONTINUING PROJECTS

CADMCF	MOSCONE CONV FAC CAPITAL PROJECTS		6,000,000	6,000,000	6,000,000	
	SUB-TOTAL 2S CFF CPR		6,000,000	6,000,000	6,000,000	

2S GSF VHS: VITAL & HLTH STATISTICS FEES

PHCSA8	VITAL & HEALTH STATS FD	173,957	173,957		173,957	
	SUB-TOTAL 2S GSF VHS	173,957	173,957		173,957	

2S NDF BBF: NEIGHBORHOOD BEAUTIFICATION FUND

PAD007	NEIGHBORHOOD BEAUTIFICATION	1,100,000	1,900,000	800,000	2,000,000	100,000
PADCCW	CCG/PUC WATERSHED STWD GRANT PROGRAM		100,000	100,000	100,000	
	SUB-TOTAL 2S NDF BBF	1,100,000	2,000,000	900,000	2,100,000	100,000

2S NDF ENH: EASTERN NEIGHBORHOOD PUBLIC BENEFIT FUND

CADIPI	ADM - INTERAGENCY PLANNING PROJECTS		200,000	200,000	200,000	
	SUB-TOTAL 2S NDF ENH		200,000	200,000	200,000	

2S NDF MOC: MARKET & OCTAVIA COMMUNITY IMPROVEMENT

CADIPI	ADM - INTERAGENCY PLANNING PROJECTS		680,000	680,000	680,000	
	SUB-TOTAL 2S NDF MOC		680,000	680,000	680,000	

Department: ADM : GENERAL SERVICES AGENCY - CITY ADMIN

2014-2015 Original Budget	2015-2016 Proposed Budget	2015-2016 vs 2014-2015	2016-2017 Proposed Budget	2016-2017 vs 2015-2016
---------------------------------	---------------------------------	---------------------------	---------------------------------	---------------------------

Uses of Funds Detail Appropriation

CONTINUING PROJECTS:

2S RPF RPF: REAL PROPERTY FUND

PREINV	REAL ESTATE DIV FACILITIES INVESTMENT		3,350,000	3,350,000	2,728,000	(622,000)
PRERPF	REAL ESTATE REAL PROPERTY FUND		91,446,104	91,446,104	92,599,799	1,153,695
	SUB-TOTAL 2S RPF RPF		94,796,104	94,796,104	95,327,799	531,695

2S RPF SRA: 25 VAN NESS BUILDING

PRECC	CIVIC CENTER CAMPUS	2,607,769		(2,607,769)		
	SUB-TOTAL 2S RPF SRA	2,607,769		(2,607,769)		

2S RPF SRB: 1660 MISSION BLDG

PRECC	CIVIC CENTER CAMPUS	890,081		(890,081)		
	SUB-TOTAL 2S RPF SRB	890,081		(890,081)		

2S RPF SRC: 30 VAN NESS BUILDING

PRECC	CIVIC CENTER CAMPUS	6,361,198		(6,361,198)		
	SUB-TOTAL 2S RPF SRC	6,361,198		(6,361,198)		

2S RPF SRE: 555 SEVENTH STREET BUILDING

PRECC	CIVIC CENTER CAMPUS	950,072		(950,072)		
	SUB-TOTAL 2S RPF SRE	950,072		(950,072)		

2S RPF SRF: 1 SOUTH VAN NESS BUILDING

PRECC	CIVIC CENTER CAMPUS	8,234,684		(8,234,684)		
	SUB-TOTAL 2S RPF SRF	8,234,684		(8,234,684)		

2S RPF SRG: 1650 MISSION STREET BUILDING

PRECC	CIVIC CENTER CAMPUS	3,813,827		(3,813,827)		
	SUB-TOTAL 2S RPF SRG	3,813,827		(3,813,827)		

2S RPF SRZ: SPECIAL REV FUND-REAL ESTATE

PRE000	REAL ESTATE OPERATIONS	6,925,134		(6,925,134)		
PRECC	CIVIC CENTER CAMPUS	12,951,667		(12,951,667)		
PREFMS	FACILITIES MANAGEMENT	25,135,843		(25,135,843)		
	SUB-TOTAL 2S RPF SRZ	45,012,644		(45,012,644)		

2S RPF YBG: YERBA BUENA GARDENS

PREYBG	YERBA BUENA GARDENS PROJECT		8,472,822	8,472,822	11,970,454	3,497,632
	SUB-TOTAL 2S RPF YBG		8,472,822	8,472,822	11,970,454	3,497,632

Department: ADM : GENERAL SERVICES AGENCY - CITY ADMIN

2014-2015 Original Budget	2015-2016 Proposed Budget	2015-2016 vs 2014-2015	2016-2017 Proposed Budget	2016-2017 vs 2015-2016
---------------------------------	---------------------------------	---------------------------	---------------------------------	---------------------------

Uses of Funds Detail Appropriation

CONTINUING PROJECTS:					
3C XCF CPL: SAN FRANCISCO CAPITAL PLANNING FUND					
CADANC	ANIMAL SHELTER FACILITY PLAN		3,800,000	3,800,000	3,100,000 (700,000)
CATBLD	ARCHITECTURAL BUILDING PROJECTS		180,000	180,000	180,000
CHGB5R	SFGH BLDG 5 RENOVATION & SEISMIC RETRO		4,200,000	4,200,000	(4,200,000)
CSH067	SHF - ENHANCEMENT - MASTER PLAN		2,500,000	2,500,000	(2,500,000)
PUNCPL	CAPITAL PLANNING FUND-HOLDING PROJECT		1,873,613	1,873,613	(1,873,613)
	SUB-TOTAL 3C XCF CPL		12,553,613	12,553,613	3,280,000 (9,273,613)
	SUB-TOTAL CONTINUING PROJECTS	85,044,006	148,410,108	63,366,102	131,455,031 (16,955,077)
GRANTS:					
2S GSF GNC: GRANTS; NON-PROJECT; CONTINUING					
ADROCK	ROCKEFELLER FNDN-RESILIENT CITIES INITIA	218,787	160,757	(58,030)	(160,757)
	SUB-TOTAL 2S GSF GNC	218,787	160,757	(58,030)	(160,757)
	SUB-TOTAL GRANTS	218,787	160,757	(58,030)	(160,757)
WORK ORDERS/OVERHEAD:					
1G AGF WOF: GENERAL FUND WORK ORDER FUND					
ADM23	CITY ADMINISTRATOR PROGRAMS	19,024,614	20,463,056	1,438,442	21,294,763 831,707
ADM24	INTERNAL SERVICES	5,842,555	6,478,351	635,796	6,909,659 431,308
	SUB-TOTAL 1G AGF WOF	24,867,169	26,941,407	2,074,238	28,204,422 1,263,015
6I CSF VLP: VEHICLE LEASING PROGRAM FUND					
ADM24	INTERNAL SERVICES	1,217,270	1,040,574	(176,696)	2,731,882 1,691,308
	SUB-TOTAL 6I CSF VLP	1,217,270	1,040,574	(176,696)	2,731,882 1,691,308
	SUB-TOTAL WORK ORDERS/OVERHEAD	26,084,439	27,981,981	1,897,542	30,936,304 2,954,323
Total Uses of Funds		309,169,005	367,605,392	58,436,387	350,776,108 (16,829,284)

Department: DPW : GENERAL SERVICES AGENCY - PUBLIC WORKS

2014-2015 Original Budget	2015-2016 Proposed Budget	2015-2016 vs 2014-2015	2016-2017 Proposed Budget	2016-2017 vs 2015-2016
---------------------------------	---------------------------------	---------------------------	---------------------------------	---------------------------

Fund Summary

1GAGF	GENERAL FUND	171,227,518	195,288,711	24,061,193	198,927,999	3,639,288
2S GTF	GASOLINETAX FUND	37,145,897	27,858,365	(9,287,532)	27,519,141	(339,224)
2S NDF	NEIGHBORHOOD DEVELOPMENT SPEC REV FD	9,102,800	6,100,000	(3,002,800)	11,956,000	5,856,000
2S PWF	PUBLIC WORKS/TRANS & COMMERCE SRF	2,704,165	1,970,470	(733,695)	2,623,000	652,530
3C FPS	FIRE PROTECTION SYSTEMS IMPVT. FUND		2,700,000	2,700,000		(2,700,000)
3C SIF	STREET IMPROVEMENT FUND		20,670,000	20,670,000	17,706,000	(2,964,000)
Total Sources by Funds		220,180,380	254,587,546	34,407,166	258,732,140	4,144,594

Program Summary

BAN	ADMINISTRATION/SUPPORT SERVICES	202,401		(202,401)		
BAM	ARCHITECTURE	1,147,338	1,133,215	(14,123)	1,121,985	(11,230)
BAR	BUILDING REPAIR AND MAINTENANCE	19,712,567	19,671,103	(41,464)	20,313,436	642,333
BAW	CITY CAPITAL PROJECTS	95,891,472	116,961,708	21,070,236	119,295,923	2,334,215
BAA	ENGINEERING	871,902	1,991,312	1,119,410	1,331,056	(660,256)
BA2	STREET AND SEWER REPAIR	18,848,243	18,506,137	(342,106)	18,487,214	(18,923)
BAZ	STREET ENVIRONMENTAL SERVICES	46,134,631	52,478,340	6,343,709	52,768,749	290,409
BAT	STREET USE MANAGEMENT	18,129,175	21,458,140	3,328,965	23,048,271	1,590,131
FAY	TRANSITIONAL-AGED YOUTH BASELINE		360,000	360,000	360,000	
BA1	URBAN FORESTRY	19,242,651	22,027,591	2,784,940	22,005,506	(22,085)
Total Uses by Program		220,180,380	254,587,546	34,407,166	258,732,140	4,144,594

Character Summary

001	SALARIES	74,494,800	83,321,927	8,827,127	86,766,037	3,444,110
013	MANDATORY FRINGE BENEFITS	38,938,772	39,672,645	733,873	41,131,296	1,458,651
020	OVERHEAD	36,117,961	40,255,605	4,137,644	41,390,051	1,134,446
021	NON PERSONNEL SERVICES	9,621,078	12,310,068	2,688,990	11,671,511	(638,557)
038	CITY GRANT PROGRAMS	1,360,000	1,493,000	133,000	1,493,000	
040	MATERIALS & SUPPLIES	4,240,405	4,746,478	506,073	4,340,467	(406,011)
060	CAPITAL OUTLAY	90,507,793	115,049,555	24,541,762	114,393,711	(655,844)
06F	FACILITIES MAINTENANCE	3,228,303	3,014,015	(214,288)	3,164,715	150,700
06P	PROGRAMMATIC PROJECTS	1,633,600	1,033,600	(600,000)	1,033,600	
070	DEBT SERVICE	153,299		(153,299)		
081	SERVICES OF OTHER DEPTS	28,238,191	31,293,893	3,055,702	32,364,600	1,070,707

Department: DPW : GENERAL SERVICES AGENCY - PUBLIC WORKS

2014-2015 Original Budget	2015-2016 Proposed Budget	2015-2016 vs 2014-2015	2016-2017 Proposed Budget	2016-2017 vs 2015-2016
---------------------------------	---------------------------------	---------------------------	---------------------------------	---------------------------

Character Summary

095	INTRAFUND TRANSFERS OUT	1,038,641	519,649	(518,992)	993,515	473,866
ELU	TRANSFER ADJUSTMENTS-USES	(69,392,463)	(78,122,889)	(8,730,426)	(80,010,363)	(1,887,474)
Total Uses by Character		220,180,380	254,587,546	34,407,166	258,732,140	4,144,594

Sources of Funds Detail by Subobject

20320	CAFE TABLES AND CHAIRS	198,900	372,856	173,956	325,123	(47,733)
20340	SIDEWALK DISPLAY	164,500	136,337	(28,163)	132,785	(3,552)
20350	SIDEWALK FLOWER MARKETS	5,400	6,020	620	5,991	(29)
20370	NEWSRACK FEES	95,000	164,603	69,603	148,143	(16,460)
25920	PENALTIES	15,000	25,144	10,144	25,144	
30150	INTEREST EARNED - POOLED CASH	41,661	41,661		41,661	
39899	OTHER CITY PROPERTY RENTALS	90,000	90,000		90,000	
44931	FEDERAL GRANTS PASS-THROUGH STATE/OTHER		20,670,000	20,670,000	17,706,000	(2,964,000)
46211	MOTOR VEHICLE FUEL TAX	5,380,655	4,891,600	(489,055)	4,891,600	
46212	GAS TAX APPORTIONMENT 725	6,667,651	6,049,500	(618,151)	6,049,500	
46213	GAS TAX APPORTIONMENT CITY	11,813,542	5,891,745	(5,921,797)	5,891,745	
46214	GAS TAX APPORTIONMENT COUNTY	5,440,914	2,241,234	(3,199,680)	2,241,234	

Department: DPW : GENERAL SERVICES AGENCY - PUBLIC WORKS

2014-2015 Original Budget	2015-2016 Proposed Budget	2015-2016 vs 2014-2015	2016-2017 Proposed Budget	2016-2017 vs 2015-2016
---------------------------------	---------------------------------	---------------------------	---------------------------------	---------------------------

Sources of Funds Detail by Subobject

46219	GAS TAX ADJUSTMENT BETWEEN DPW & MTA	(3,866,166)	(3,098,525)	767,641	(3,098,525)	
48912	GAS TAX PROP-111 SEC 2105 COUNTY	3,209,107	2,017,600	(1,191,507)	2,017,600	
48914	GAS TAX PROP-111 SEC 2105 CITY	6,045,970	3,801,600	(2,244,370)	3,801,600	
60148	SOLID WASTE IMPOUND ACCOUNT FEE	5,800,646	6,064,764	264,118	6,064,764	
60199	OTHER GENERAL GOVERNMENT CHARGES		700,000	700,000	700,000	
60500	'PARKLETS' PERMIT FEE	12,700	13,108	408	14,533	1,425
60600	MOBILE FOOD FACILITIES PERMIT	6,500	20,086	13,586	14,721	(5,365)
60627	CURB RECONFIGURATION CHARGE	21,000	44,870	23,870	48,620	3,750
60637	STREET SPACE	1,244,520	3,969,980	2,725,460	3,989,830	19,850
60639	MISC SERVICE CHARGES-DPW	772,300	740,350	(31,950)	757,306	16,956
60641	DEBRIS BOXES	147,000	71,801	(75,199)	49,721	(22,080)
60642	SIDEWALK PERMIT	48,000	71,177	23,177	71,513	336
60647	RIGHT-OF-WAY ASSESSMENT	5,669,480	5,107,732	(561,748)	5,123,054	15,322
60675	ENCROACHMENT ASSESSMENT FEE	651,000	664,020	13,020	677,300	13,280
60699	OTHER PUBLIC SAFETY CHARGES	2,704,165	833,470	(1,870,695)	2,123,000	1,289,530
60801	STREET CLEANING STATE HIGHWAY	630,000	630,000		630,000	
60802	STREET REPAIR STATE HIGHWAY	170,000	170,000		170,000	
69901	CUSTOMER SVC TRANSACTION FEES		50,000	50,000	50,000	
75415	COMMUNITY IMPROVEMENT IMPACT FEE	9,102,800	6,100,000	(3,002,800)	11,956,000	5,856,000
79751	SERVICES TO OTHER GOVT AGENCIES		637,000	637,000		(637,000)
86599	EXP REC-GENERAL UNALLOCATED	61,812,683	63,642,788	1,830,105	65,446,702	1,803,914
865BI	EXP REC FR BLDG INSPECTION (AAO)		1,500,000	1,500,000		(1,500,000)
865CH	EXP REC FR CHILD; YOUTH & FAM (AAO)		133,000	133,000	133,000	
865EV	EXP REC FR ENVIRONMENT (AAO)	2,211,400	1,855,085	(356,315)	2,211,400	356,315
865PK	EXP REC FR PARKING & TRAFFIC (AAO)	275,000	437,270	162,270	437,270	
865PO	EXP REC FR PORT COMMISSION (AAO)	275,000	296,000	21,000	296,000	
865PW	EXP REC FR PUBLIC WORKS (AAO)	68,353,822	77,603,240	9,249,418	79,016,848	1,413,608
865UC	EXP REC FR PUC (AAO)	50,000		(50,000)		
865UH	EXP REC FR HETCH HETCHY (AAO)		50,000	50,000	50,000	
865WP	EXP REC FR CLEAN WATER (AAO)	5,088,950	5,088,950		5,088,950	
87599	EXP REC-UNALLOCATED (NON-AAO FDS)		2,700,000	2,700,000		(2,700,000)
9502J	ITI FR 25/GTF-GASOLINE TAX FUND	1,038,641	519,649	(518,992)	993,515	473,866
99999B	BEGINNING FUND BALANCE-BUDGET BASIS	202,401		(202,401)		
ELJMSD	TRANSFER ADJUSTMENTS-SOURCES	(69,392,463)	(78,122,889)	(8,730,426)	(80,010,363)	(1,887,474)
GFS (1)	GENERAL FUND SUPPORT	87,982,701	109,694,720	21,712,019	112,358,855	2,664,135
Total Sources by Funds		220,180,380	254,587,546	34,407,166	258,732,140	4,144,594

Department: DPW : GENERAL SERVICES AGENCY - PUBLIC WORKS

2014-2015 Original Budget	2015-2016 Proposed Budget	2015-2016 vs 2014-2015	2016-2017 Proposed Budget	2016-2017 vs 2015-2016
---------------------------------	---------------------------------	---------------------------	---------------------------------	---------------------------

Sources of Funds Detail by Subject

(1) This figure represents the nondepartmental (citywide) general fund revenues required to support the department's operations.

Uses of Funds Detail Appropriation

OPERATING:

1G AGF AAA: GF-NON-PROJECT-CONTROLLED

001	SALARIES	16,488,728	18,799,066	2,310,338	19,628,436	829,370
013	MANDATORY FRINGE BENEFITS	7,802,935	8,299,452	496,517	8,593,305	293,853
020	OVERHEAD	12,502,193	15,368,050	2,865,857	15,880,112	512,062
021	NON PERSONNEL SERVICES	1,038,200	2,007,055	968,855	1,908,055	(99,000)
038	CITY GRANT PROGRAMS	820,000	1,120,000	300,000	1,120,000	
040	MATERIALS & SUPPLIES	1,702,756	1,769,462	66,706	1,769,462	
060	CAPITAL OUTLAY	998,117	2,275,768	1,277,651	433,526	(1,842,242)
081	SERVICES OF OTHER DEPTS	609,775	624,741	14,966	623,857	(884)
	SUB-TOTAL 1G AGF AAA	41,962,704	50,263,594	8,300,890	49,956,753	(306,841)

2S GTF GTN: GAS TAX - ANNUALLY BUDGETED

001	SALARIES	6,332,370	7,396,552	1,064,182	7,695,142	298,590
013	MANDATORY FRINGE BENEFITS	2,738,283	2,974,443	236,160	3,039,599	65,156
020	OVERHEAD	4,519,902	5,353,221	833,319	5,437,998	84,777
021	NON PERSONNEL SERVICES		75,000	75,000		(75,000)
038	CITY GRANT PROGRAMS	300,000	133,000	(167,000)	133,000	
040	MATERIALS & SUPPLIES	716,298	835,985	119,687	832,235	(3,750)
060	CAPITAL OUTLAY	841,530	755,191	(86,339)	57,356	(697,835)
081	SERVICES OF OTHER DEPTS	1,140,512	898,286	(242,226)	1,360,990	462,704
	SUB-TOTAL 2S GTF GTN	16,588,895	18,421,678	1,832,783	18,556,320	134,642

2S GTF RDN: ROAD FUND - ANNUALLY BUDGETED

001	SALARIES	672,052	696,393	24,341	717,832	21,439
013	MANDATORY FRINGE BENEFITS	313,666	296,522	(17,144)	298,373	1,851
020	OVERHEAD	449,093	424,153	(24,940)	442,889	18,736
021	NON PERSONNEL SERVICES	2,000	2,000		2,000	
040	MATERIALS & SUPPLIES	136,408	146,408	10,000	136,408	(10,000)
060	CAPITAL OUTLAY	1,176,088	661,762	(514,326)	152,168	(509,594)
081	SERVICES OF OTHER DEPTS	972,918	1,100,070	127,152	1,103,772	3,702
095	INTRAFUND TRANSFERS OUT	1,038,641	519,649	(518,992)	993,515	473,866

Department: DPW : GENERAL SERVICES AGENCY - PUBLIC WORKS

2014-2015 Original Budget	2015-2016 Proposed Budget	2015-2016 vs 2014-2015	2016-2017 Proposed Budget	2016-2017 vs 2015-2016
---------------------------------	---------------------------------	---------------------------	---------------------------------	---------------------------

Uses of Funds Detail Appropriation

OPERATING:						
2S GTF RDN: ROAD FUND - ANNUALLY BUDGETED						
ELU	TRANSFER ADJUSTMENTS-USES	(1,038,641)	(519,649)	518,992	(993,515)	(473,866)
	SUB-TOTAL 2S GTF RDN	3,722,225	3,327,308	(394,917)	2,853,442	(473,866)
	SUB-TOTAL OPERATING	62,273,824	72,012,580	9,738,756	71,366,515	(646,065)
CONTINUING PROJECTS:						
1G AGF ACP: GF-CONTINUING PROJECTS						
CATBLD	ARCHITECTURAL BUILDING PROJECTS	400,000		(400,000)		
CENSTR	STREET PROJECTS	1,122,500	2,305,000	1,182,500	6,815,250	4,510,250
CENTRN	TRANSPORTATION CAPITAL PROJECTS	2,000,000	6,500,000	4,500,000		(6,500,000)
CPWADB	CAPITAL DPW DISTRICT PROJECT	722,050	60,000	(662,050)		(60,000)
CPWBLD	PUBLIC WORKS CITY FAC PROJECTS	332,500	359,500	27,000		(359,500)
CPWCRM	CJRB RAMP IMPROVEMENT PROJECTS	4,987,996	5,197,996	210,000	5,457,896	259,900
CPWFOFA	PUBLIC WORKS OTHER FACILITIES	330,750		(330,750)		
CPWPLZ	PLAZA IMPROVEMENT PROJECTS	500,000	500,000		2,000,000	1,500,000
CPWSSC	COMPLETE STREET IMPROVEMENTS	2,534,500	3,650,000	1,115,500	2,275,000	(1,375,000)
CPWTRN	TRANSPORTATION CAPITAL PROJECTS	42,007,812	47,000,000	4,992,188	51,000,000	4,000,000
CSMDSR	SIDEWALK INSPECTION & REPAIR PROGRAM	3,060,155	3,102,765	42,610	4,443,320	1,340,555
CJFADB	BUF-ADD BACK FUNDS	30,000		(30,000)		
CJFTRN	RIGHT-OF-WAY LANDSCAPE CAPITAL PROJECTS	536,570	593,570	57,000	691,650	98,080
FBRDPW	FACILITIES MAINTENANCE-DPW	385,875	405,169	19,294	425,428	20,259
PDSINF	INFRASTRUCTURE DEBT SERVICE	2,941,194	5,551,492	2,610,298	5,552,268	776
PENSTR	STREET STRUCTURE	242,550	254,625	12,075	267,356	12,731
PPWADB	PROGRAMMATIC DPW PROJECT	190,000	1,530,000	1,340,000		(1,530,000)
PPWCRM	CJRB RAMP PROGRAMMATIC PROJECTS	250,000	369,300	119,300	450,000	80,700
PPWFOFA	PUBLIC WORKS OTHER FACILITIES		347,288	347,288	364,652	17,364
PPWPLZ	PLAZA PROGRAMMATIC PROJECTS	87,229	91,590	4,361	96,169	4,579
PPWTRN	TRANSPORTATION PROGRAMMATIC PROJECT	50,000	115,763	65,763	121,551	5,788
PSMHP	HUNTERS VIEW PROJECT	533,600	533,600		533,600	
PSRTRN	DPW-SSR CAP PROJ	1,852,200	1,944,810	92,610	2,042,051	97,241
PUFADB	BUF-ADD BACK FUNDS FY13-14	1,100,000		(1,100,000)		
PUFOFA	MAINTENANCE EXISTING MEDIANS	104,186	109,395	5,209	114,864	5,469
PUFTRN	BUF TRANSPORTATION PROJECTS	948,063	860,466	(87,597)	873,489	13,023
	SUB-TOTAL 1G AGF ACP	67,249,730	81,382,329	14,132,599	83,524,544	2,142,215

Department: DPW : GENERAL SERVICES AGENCY - PUBLIC WORKS

2014-2015 Original Budget	2015-2016 Proposed Budget	2015-2016 vs 2014-2015	2016-2017 Proposed Budget	2016-2017 vs 2015-2016
---------------------------------	---------------------------------	---------------------------	---------------------------------	---------------------------

Uses of Funds Detail Appropriation

CONTINUING PROJECTS:

2S GTF GTF: SPECIAL GAS TAX STREET IMPVT FUND

CPWHUT	HIGHWAY USERS TAX ACCOUNT; SECTION 2103	8,949,420	3,877,745	(5,071,675)	3,877,745
CPWTRN	TRANSPORTATION CAPITAL PROJECTS	646,882		(646,882)	
PDSINF	INFRASTRUCTURE DEBT SERVICE	1,140,681		(1,140,681)	
	SUB-TOTAL 2S GTF GTF	10,736,983	3,877,745	(6,859,238)	3,877,745

2S GTF RDF: ROAD FUND

CPWHUT	HIGHWAY USERS TAX ACCOUNT; SECTION 2103	5,060,651	2,231,634	(2,829,017)	2,231,634
CPWTRN	TRANSPORTATION CAPITAL PROJECTS	369,675		(369,675)	
PDSINF	INFRASTRUCTURE DEBT SERVICE	667,468		(667,468)	
	SUB-TOTAL 2S GTF RDF	6,097,794	2,231,634	(3,866,160)	2,231,634

2S NDF ENH: EASTERN NEIGHBORHOOD PUBLIC BENEFIT FUND

CPWSSC	COMPLETE STREET IMPROVEMENTS	728,800	2,750,000	2,021,200	(2,750,000)
	SUB-TOTAL 2S NDF ENH	728,800	2,750,000	2,021,200	(2,750,000)

2S NDF MOC: MARKET & OCTAVIA COMMUNITY IMPROVEMENT

CPWSSC	COMPLETE STREET IMPROVEMENTS	2,050,000	1,500,000	(550,000)	1,000,000	(500,000)
CUFTRN	RIGHT-OF-WAY LANDSCAPE CAPITAL PROJECTS	50,000		(50,000)		
	SUB-TOTAL 2S NDF MOC	2,100,000	1,500,000	(600,000)	1,000,000	(500,000)

2S NDF RHP: RINCON HILL & SOMA COMMUNITY FUNDS

CPWSSC	COMPLETE STREET IMPROVEMENTS	1,468,000	1,500,000	32,000	9,706,000	8,206,000
	SUB-TOTAL 2S NDF RHP	1,468,000	1,500,000	32,000	9,706,000	8,206,000

2S NDF TCD: TRANSIT CENTER DISTRICT FUND

CPWSSC	COMPLETE STREET IMPROVEMENTS	4,300,000	350,000	(3,950,000)	350,000
	SUB-TOTAL 2S NDF TCD	4,300,000	350,000	(3,950,000)	350,000

2S NDF VNM: VAN NESS & MARKET NEIGHBORHOOD IMPROVEME

CPWSSC	COMPLETE STREET IMPROVEMENTS				900,000	900,000
	SUB-TOTAL 2S NDF VNM				900,000	900,000

2S NDF VVF: VISITACION VALLEY INFRASTRUCTURE FUND

CPWSSC	COMPLETE STREET IMPROVEMENTS	506,000		(506,000)	
	SUB-TOTAL 2S NDF VVF	506,000		(506,000)	

2S PWF SOA: SERVICES TO OUTSIDE AGENCIES

CPWCRM	CURB RAMP IMPROVEMENT PROJECTS		637,000	637,000		(637,000)
--------	--------------------------------	--	---------	---------	--	-----------

Department: DPW : GENERAL SERVICES AGENCY - PUBLIC WORKS

2014-2015 Original Budget	2015-2016 Proposed Budget	2015-2016 vs 2014-2015	2016-2017 Proposed Budget	2016-2017 vs 2015-2016
---------------------------------	---------------------------------	---------------------------	---------------------------------	---------------------------

Uses of Funds Detail Appropriation

CONTINUING PROJECTS:					
2S PWF SOA: SERVICES TO OUTSIDE AGENCIES					
PPWDEV	PUBLIC WORKS DEVELOPMENT REVIEW SERVICES		500,000	500,000	500,000
	SUB-TOTAL 2S PWF SOA		1,137,000	1,137,000	500,000 (637,000)
2S PWF SRF: OTHER SPECIAL REVENUE FUND					
PSMDSR	SIDEWALK INSPECTION & REPAIR PROGRAM	2,704,165	833,470	(1,870,695)	2,123,000 1,289,530
	SUB-TOTAL 2S PWF SRF	2,704,165	833,470	(1,870,695)	2,123,000 1,289,530
3C FPS LOC: FIRE PROTECTION SYS IMPVT-LOCAL FUND					
CATBLD	ARCHITECTURAL BUILDING PROJECTS		2,700,000	2,700,000	(2,700,000)
	SUB-TOTAL 3C FPS LOC		2,700,000	2,700,000	(2,700,000)
	SUB-TOTAL CONTINUING PROJECTS	95,891,472	98,262,178	2,370,706	104,212,923 5,950,745
GRANTS:					
3C SIF FED: STREET IMPVT. PROJECTS-FEDERAL FUND					
PWHBA2	HIGHWAY BRIDGE PROGRAM GRANTS		20,000,000	20,000,000	(20,000,000)
PWHBA3	HIGHWAY BRIDGE PROGRAM GRANTS		670,000	670,000	(670,000)
PWHBA4	HIGHWAY BRIDGE PROGRAM GRANTS				17,706,000 17,706,000
	SUB-TOTAL 3C SIF FED		20,670,000	20,670,000	17,706,000 (2,964,000)
	SUB-TOTAL GRANTS		20,670,000	20,670,000	17,706,000 (2,964,000)
WORK ORDERS/OVERHEAD:					
1G AGF PWF: GF-DPW WORK ORDER FUND					
DPWAT	BUREAU OF ARCHITECTURE	1,147,338	1,133,215	(14,123)	1,121,985 (11,230)
DPWBR	BUREAU OF BUILDING REPAIR	17,378,124	17,156,904	(221,220)	17,802,160 645,256
DPWEN	BUREAU OF ENGINEERING	871,902	854,312	(17,590)	831,056 (23,256)
DPWGA	GENERAL ADMINISTRATION	202,401		(202,401)	
DPWSE	BUREAU OF STREET ENVIRONMENT SVC	1,823,810	1,910,082	86,272	1,950,963 40,881
DPWSM	BUREAU OF STREET USE AND MAPPING	13,572,982	14,836,333	1,263,351	15,179,079 342,746
DPWSR	BUREAU OF SEWER REPAIR	15,126,018	15,178,829	52,811	15,633,772 454,943
DPWUF	BUREAU OF URBAN FORESTRY	11,892,509	12,573,113	680,604	12,927,687 354,574
	SUB-TOTAL 1G AGF PWF	62,015,084	63,642,788	1,627,704	65,446,702 1,803,914
	SUB-TOTAL WORK ORDERS/OVERHEAD	62,015,084	63,642,788	1,627,704	65,446,702 1,803,914
	Total Uses of Funds	220,180,380	254,587,546	34,407,166	258,732,140 4,144,594

Department: TIS : GENERAL SERVICES AGENCY - TECHNOLOGY

2014-2015 Original Budget	2015-2016 Proposed Budget	2015-2016 vs 2014-2015	2016-2017 Proposed Budget	2016-2017 vs 2015-2016
---------------------------------	---------------------------------	---------------------------	---------------------------------	---------------------------

Fund Summary

1G AGF	GENERAL FUND	3,593,502	6,720,598	3,127,096	4,986,842	(1,733,756)
2S GSF	GENERAL SERVICES SPECIAL REVENUE FUND	3,018,100	3,135,200	117,100	3,135,200	
6I TIF	DTIS-TELECOMM. & INFORMATION SVCS FUND	86,871,531	87,436,549	565,018	88,097,532	660,983
Total Sources by Funds		93,483,133	97,292,347	3,809,214	96,219,574	(1,072,773)

Program Summary

BIU	ADMINISTRATION	29,156,419	31,177,205	2,020,786	32,646,997	1,469,792
BK4	GOVERNANCE AND OUTREACH	9,240,045	10,068,416	828,371	9,631,100	(437,316)
BAK	OPERATIONS	42,817,407	42,972,123	154,716	41,062,233	(1,909,890)
BIT	TECHNOLOGY	2,501,555	2,952,036	450,481	2,978,346	26,310
BTO	TECHNOLOGY SERVICES:PUBLIC SAFETY	9,767,707	10,122,567	354,860	9,900,898	(221,669)
Total Uses by Program		93,483,133	97,292,347	3,809,214	96,219,574	(1,072,773)

Character Summary

001	SALARIES	23,836,206	26,132,789	2,296,583	27,773,337	1,640,548
013	MANDATORY FRINGE BENEFITS	10,845,570	10,824,349	(21,221)	11,306,919	482,570
020	OVERHEAD	1,531,782	2,664,088	1,132,306	2,664,088	
021	NON PERSONNEL SERVICES	47,172,626	45,660,495	(1,512,131)	44,495,052	(1,165,443)
040	MATERIALS & SUPPLIES	2,418,254	3,653,321	1,235,067	2,997,071	(656,250)
060	CAPITAL OUTLAY	3,426,298	3,468,983	42,685	1,671,927	(1,797,056)
081	SERVICES OF OTHER DEPTS	4,252,397	4,888,322	635,925	5,311,180	422,858
091	OPERATING TRANSFERS OUT	5,747,920	4,816,487	(931,433)	4,081,732	(734,755)
ELU	TRANSFER ADJUSTMENTS-USES	(5,747,920)	(4,816,487)	931,433	(4,081,732)	734,755
Total Uses by Character		93,483,133	97,292,347	3,809,214	96,219,574	(1,072,773)

Sources of Funds Detail by Subject

20630	CABLE TV FRANCHISE	2,973,600	3,090,700	117,100	3,090,700	
30150	INTEREST EARNED - POOLED CASH	44,500	44,500		44,500	
39899	OTHER CITY PROPERTY RENTALS	163,814	165,451	1,637	165,451	
49997	CITY DEPTS REVENUE FROM OCII	63,946	63,901	(45)	63,901	
865AA	EXP REC FR ASIAN ARTS MUSEUM (AAO)	80,522	97,051	16,529	99,528	2,477
865AC	EXP REC FR AIRPORT (AAO)	298,221	298,325	104	300,296	1,971

Department: TIS : GENERAL SERVICES AGENCY - TECHNOLOGY

2014-2015 Original Budget	2015-2016 Proposed Budget	2015-2016 vs 2014-2015	2016-2017 Proposed Budget	2016-2017 vs 2015-2016
---------------------------------	---------------------------------	---------------------------	---------------------------------	---------------------------

Sources of Funds Detail by Subobject

865AD	EXP REC FR ADMINISTRATIVE SERVICES (AAO)	2,326,314	2,345,145	18,831	2,420,998	75,853
865AP	EXP REC FR ADULT PROBATION (AAO)	349,879	344,398	(5,481)	355,594	11,196
865AR	EXP REC FR ART COMMISSION (AAO)	76,358	70,425	(5,933)	72,985	2,560
865AS	EXP REC FR ASSESSOR (AAO)	401,984	402,849	865	413,258	10,409
865BD	EXP REC FR BOARD OF SUPV (AAO)	202,134	195,422	(6,712)	201,604	6,182
865BE	EXP REC FR BUS & ENC DEV (AAO)	1,111,204	1,279,162	167,958	793,067	(486,095)
865BI	EXP REC FR BLDG INSPECTION (AAO)	1,307,089	960,063	(347,026)	984,184	24,121
865CD	EXP REC FR CHILD SUPPORT SERVICES(AAO)	252,972	338,614	85,642	352,228	13,614
865CH	EXP REC FR CHILD;YOUTH & FAM (AAO)	91,093	93,466	2,373	95,429	1,963
865CI	EXP REC FR CHILDREN AND FAMILIES (AAO)	21,780	15,431	(6,349)	15,801	370
865CO	EXP REC FR CONTROLLER (AAO)	1,965,885	1,959,672	(6,213)	2,011,756	52,084
865CP	EXP REC FR CITY PLANNING (AAO)	490,737	824,239	333,502	835,359	11,120
865CS	EXP REC FR CIVIL SERVICE (AAO)	13,536	12,703	(833)	13,156	453
865CT	EXP REC FR CITY ATTORNEY (AAO)	600,338	619,974	19,636	640,165	20,191
865DA	EXP REC FR DISTRICT ATTORNEY (AAO)	600,910	628,503	27,593	646,927	18,424
865EC	EXP REC FR ETHICS COMMISSION (AAO)	76,917	77,492	575	79,405	1,913
865ER	EXP REC FR EMERGENCY COMMUNICATIONS(AAO)	1,629,530	1,646,449	16,919	1,688,891	42,442
865EV	EXP REC FR ENVIRONMENT (AAO)	193,369	179,834	(13,535)	185,169	5,335
865FA	EXP REC FR FINE ARTS MUSEUM (AAO)	79,811	98,480	18,669	102,798	4,318
865FC	EXP REC FR FIRE DEPT (AAO)	3,310,578	3,537,208	226,630	3,671,566	134,358
865GE	EXP REC FR GENERAL CITY RESP (AAO)	4,960,285	5,153,649	193,364	5,732,591	578,942
865HC	EXP REC FR COMM HEALTH SERVICE (AAO)	17,384,071	15,817,095	(1,566,976)	16,305,769	488,674
865HS	EXP REC FR HSS (AAO)	148,054	146,109	(1,945)	150,372	4,263
865JV	EXP REC FR JUVENILE COURT (AAO)	546,689	523,883	(22,806)	540,586	16,703
865LB	EXP REC FR PUBLIC LIBRARY (AAO)	1,018,099	1,118,838	100,739	1,148,465	29,627
865LL	EXP REC FR LAW LIBRARY (AAO)	34,279	27,198	(7,081)	27,737	539
865MT	EXP REC FR MUNICIPAL TRANSPORTATION(AAO)	6,444,127	6,862,977	418,850	7,259,432	396,455
865MY	EXP REC FR MAYOR (AAO)	328,144	281,928	(46,216)	290,473	8,545
865PA	EXP REC FR PERMIT APPEALS (AAO)	62,378	62,255	(123)	62,562	307
865PC	EXP REC FR POLICE COMMISSION (AAO)	11,846,538	11,940,569	94,031	12,604,878	664,309
865PD	EXP REC FR PUBLIC DEFENDER (AAO)	340,956	349,761	8,805	360,271	10,510
865PO	EXP REC FR PORT COMMISSION (AAO)	856,908	876,137	19,229	897,757	21,620
865PW	EXP REC FR PUBLIC WORKS (AAO)	2,539,522	2,430,554	(108,968)	2,513,356	82,802
865RB	EXP REC FR RENT ARBITRATION BD (AAO)	74,090	80,675	6,585	82,684	2,009
865RC	EXP REC FR HUMAN RIGHTS (AAO)	86,834	83,355	(3,479)	86,452	3,097
865RD	EXP REC FR HUMAN RESOURCES (AAO)	367,136	364,866	(2,270)	376,029	11,163

Department: TIS : GENERAL SERVICES AGENCY - TECHNOLOGY

2014-2015 Original Budget	2015-2016 Proposed Budget	2015-2016 vs 2014-2015	2016-2017 Proposed Budget	2016-2017 vs 2015-2016
---------------------------------	---------------------------------	---------------------------	---------------------------------	---------------------------

Sources of Funds Detail by Subobject

865RG	EXP REC FR REGISTRAR OF VOTERS (AAO)	158,702	199,694	40,992	204,204	4,510
865RP	EXP REC FR REC & PARK (AAO)	1,995,880	2,262,785	266,905	2,099,827	(162,958)
865RS	EXP REC FR RETIREMENT SYSTEM (AAO)	1,347,755	898,703	(449,052)	911,155	12,452
865SH	EXP REC FR SHERIFF (AAO)	2,557,987	2,692,445	134,458	2,792,151	99,706
865SS	EXP REC FR HUMAN SERVICES (AAO)	4,848,690	4,881,373	32,683	4,974,314	92,941
865TI	EXP REC FROM ISD (AAO)	370,862	321,957	(48,905)	322,413	456
865TR	EXP REC FR TREAS/TAX COLL (AAO)	571,199	611,816	40,617	581,791	(30,025)
865UC	EXP REC FR PUC (AAO)	2,849,760	2,669,997	(179,763)	2,715,490	45,493
865UH	EXP REC FR HETCH HETCHY (AAO)	794,078	754,600	(39,478)	767,403	12,803
865UW	EXP REC FR WATER DEPT (AAO)	2,423,374	2,345,894	(77,480)	2,404,455	58,561
865WM	EXP REC FR WAR MEMORIAL (AAO)	106,831	99,784	(7,047)	102,730	2,946
865WO	EXP REC FR STATUS OF WOMEN (AAO)	19,669	18,801	(868)	19,382	581
865WP	EXP REC FR CLEANWATER (AAO)	1,520,012	1,459,527	(60,485)	1,502,473	42,946
87599	EXP REC-UNALLOCATED (NON-AAO FDS)	1,011,189	1,185,746	174,557	1,185,746	
875MO	EXP REC FR MAYOR-CDBG (NON-AAO)	41,297	39,955	(1,342)	40,042	87
875SS	EXP REC FR HUMAN SERVICES (NON-AAO)	16,074	16,074		16,074	
875TI	EXP REC FROM ISD (NON-AAO)	714,321	1,456,260	741,939	1,456,260	
9306D	OTI FR 6I/TIF-TELECOMM & INFO	5,747,920	4,816,487	(931,433)	4,081,732	(734,755)
99999B	BEGINNING FUND BALANCE-BUDGET BASIS	4,000,000	4,370,212	370,212	2,575,872	(1,794,340)
ELIMSD	TRANSFER ADJUSTMENTS-SOURCES	(5,747,920)	(4,816,487)	931,433	(4,081,732)	734,755
GFS (1)	GENERAL FUND SUPPORT	2,370,322	5,497,418	3,127,096	3,763,662	(1,733,756)
Total Sources by Funds		93,483,133	97,292,347	3,809,214	96,219,574	(1,072,773)

(1) This figure represents the nondepartmental (citywide) general fund revenues required to support the department's operations.

Uses of Funds Detail Appropriation

OPERATING:

1G AGF AAA: GF-NON-PROJECT-CONTROLLED

001	SALARIES	1,210,069	1,243,884	33,815	1,278,620	34,736
013	MANDATORY FRINGE BENEFITS	556,495	530,548	(25,947)	538,183	7,635
020	OVERHEAD	863,588	910,388	46,800	910,388	
021	NON PERSONNEL SERVICES	334,131	262,131	(72,000)	262,131	
040	MATERIALS & SUPPLIES	13,051	13,051		13,051	
060	CAPITAL OUTLAY	282,751	505,688	222,937	163,125	(342,563)

Department: TIS : GENERAL SERVICES AGENCY - TECHNOLOGY

2014-2015 Original Budget	2015-2016 Proposed Budget	2015-2016 vs 2014-2015	2016-2017 Proposed Budget	2016-2017 vs 2015-2016
---------------------------------	---------------------------------	---------------------------	---------------------------------	---------------------------

Uses of Funds Detail Appropriation

OPERATING:

1G AGF AAA: GF-NON-PROJECT-CONTROLLED

081	SERVICES OF OTHER DEPTS	8,417	313,658	305,241	321,344	7,686
SUB-TOTAL 1G AGF AAA		3,268,502	3,779,348	510,846	3,486,842	(292,506)

2S GSF CTA: CABLE TV ACCESS DEV & PROGRAM FUND

021	NON PERSONNEL SERVICES	1,615,100	1,888,200	273,100	1,888,200	
040	MATERIALS & SUPPLIES	245,063	1,247,000	1,001,937	1,247,000	
060	CAPITAL OUTLAY	1,157,937		(1,157,937)		
SUB-TOTAL 2S GSF CTA		3,018,100	3,135,200	117,100	3,135,200	

6I TIF AAP: DTIS-OPERATING-ANNUAL PROJECT FUND

001	SALARIES	21,504,726	23,597,074	2,092,348	25,164,216	1,567,142
013	MANDATORY FRINGE BENEFITS	9,806,204	9,789,622	(16,582)	10,263,302	473,680
020	OVERHEAD	33,540	1,159,850	1,126,310	1,159,850	
021	NON PERSONNEL SERVICES	22,680,282	22,330,409	(349,873)	21,833,631	(496,778)
040	MATERIALS & SUPPLIES	2,154,420	2,274,420	120,000	1,734,420	(540,000)
060	CAPITAL OUTLAY	1,660,610	138,295	(1,522,315)	8,802	(129,493)
081	SERVICES OF OTHER DEPTS	4,086,088	4,427,484	341,396	4,836,952	409,468
091	OPERATING TRANSFERS OUT	5,747,920	4,816,487	(931,433)	4,081,732	(734,755)
ELU	TRANSFER ADJUSTMENTS-USES	(5,747,920)	(4,816,487)	931,433	(4,081,732)	734,755
SUB-TOTAL 6I TIF AAP		61,925,870	63,717,154	1,791,284	65,001,173	1,284,019

6I TIF NPR: TELECOMMUNICATION-NON PROJ-CONTROLLED

001	SALARIES	901,459	947,186	45,727	975,509	28,323
013	MANDATORY FRINGE BENEFITS	388,687	369,604	(19,083)	370,794	1,190
020	OVERHEAD	634,654	593,850	(40,804)	593,850	
021	NON PERSONNEL SERVICES	16,645,113	16,845,088	199,975	16,921,590	76,502
081	SERVICES OF OTHER DEPTS	157,892	147,180	(10,712)	152,884	5,704
SUB-TOTAL 6I TIF NPR		18,727,805	18,902,908	175,103	19,014,627	111,719

SUB-TOTAL OPERATING		86,940,277	89,534,610	2,594,333	90,637,842	1,103,232
----------------------------	--	-------------------	-------------------	------------------	-------------------	------------------

CONTINUING PROJECTS:

1G AGF ACP: GF-CONTINUING PROJECTS

CTIDIG	DIG ONCE IMPLEMENTATION		2,000,000	2,000,000	1,000,000	(1,000,000)
CTIFIB	CCSF CONNECTIVITY PROJECT	275,000	200,000	(75,000)	500,000	300,000
CTIMOV	DT JERROLD MOVE	50,000		(50,000)		

Department: TIS : GENERAL SERVICES AGENCY - TECHNOLOGY

2014-2015 Original Budget	2015-2016 Proposed Budget	2015-2016 vs 2014-2015	2016-2017 Proposed Budget	2016-2017 vs 2015-2016
---------------------------------	---------------------------------	---------------------------	---------------------------------	---------------------------

Uses of Funds Detail Appropriation

CONTINUING PROJECTS:

1G AGF ACP: GF-CONTINUING PROJECTS

CTIVAR	VA RADIO REQUEST		625,000	625,000		(625,000)
PTIC08	WI-FI PROJECT		116,250	116,250		(116,250)
	SUB-TOTAL 1G AGF ACP	325,000	2,941,250	2,616,250	1,500,000	(1,441,250)

6I TIF ACP: DTIS-CONTINUING PROJECT FUND

PTIC09	RADIO SECURITY ENHANCEMENT PROJECT		390,000	390,000		(390,000)
PTIC11	BUSINESS LICENSE PORTAL PILOT	467,856	684,820	216,964	645,232	(39,588)
PTIC14	WAN FIX THE NETWORK	2,150,000	2,296,667	146,667	2,000,000	(296,667)
PTIC15	IDENTITY AND ACCESS MANAGEMENT	1,975,000	400,000	(1,575,000)	400,000	
PTIC16	AUTHENTICATION (AKA ACTIVE DIRECTORY)	600,000	420,000	(180,000)	369,500	(50,500)
PTIC17	IT ASSET MANAGEMENT	425,000		(425,000)		
PTIC18	SECURITY	600,000	625,000	25,000	667,000	42,000
	SUB-TOTAL 6I TIF ACP	6,217,856	4,816,487	(1,401,369)	4,081,732	(734,755)

SUB-TOTAL CONTINUING PROJECTS

		6,542,856	7,757,737	1,214,881	5,581,732	(2,176,005)
--	--	------------------	------------------	------------------	------------------	--------------------

Total Uses of Funds

		93,483,133	97,292,347	3,809,214	96,219,574	(1,072,773)
--	--	-------------------	-------------------	------------------	-------------------	--------------------

Department: HSS : HEALTH SERVICE SYSTEM

2014-2015 Original Budget	2015-2016 Proposed Budget	2015-2016 vs 2014-2015	2016-2017 Proposed Budget	2016-2017 vs 2015-2016
---------------------------------	---------------------------------	---------------------------	---------------------------------	---------------------------

Fund Summary

1G AGF	GENERAL FUND	9,974,731	10,849,111	874,380	10,865,513	16,402
Total Sources by Funds		9,974,731	10,849,111	874,380	10,865,513	16,402

Program Summary

FEE	HEALTH SERVICE SYSTEM	9,974,731	10,849,111	874,380	10,865,513	16,402
Total Uses by Program		9,974,731	10,849,111	874,380	10,865,513	16,402

Character Summary

001	SALARIES	4,500,107	4,919,406	419,299	5,088,482	169,076
013	MANDATORY FRINGE BENEFITS	2,239,415	2,259,284	19,869	2,307,210	47,926
021	NON PERSONNEL SERVICES	1,631,244	1,974,266	343,022	1,816,655	(157,611)
040	MATERIALS & SUPPLIES	30,100	41,700	11,600	35,700	(6,000)
060	CAPITAL OUTLAY		85,000	85,000		(85,000)
081	SERVICES OF OTHER DEPTS	1,573,865	1,569,455	(4,410)	1,617,466	48,011
Total Uses by Character		9,974,731	10,849,111	874,380	10,865,513	16,402

Sources of Funds Detail by Subobject

69999	OTHER OPERATING REVENUE	6,000	6,000		6,000	
79999	OTHER NON-OPERATING REVENUE	445,686	456,530	10,844	456,530	
865AC	EXP REC FR AIRPORT (AAO)	390,771	428,891	38,120	428,846	(45)
865BI	EXP REC FR BLDG INSPECTION (AAO)	66,038	72,430	6,392	72,422	(8)
865CI	EXP REC FR CHILDREN AND FAMILIES (AAO)	3,607	3,955	348	4,024	69
865CP	EXP REC FR CITY PLANNING (AAO)	39,401	43,214	3,813	43,209	(5)
865CT	EXP REC FR CITY ATTORNEY (AAO)	78,801	86,429	7,628	86,420	(9)
865EV	EXP REC FR ENVIRONMENT (AAO)	27,747	30,433	2,686	30,430	(3)
865GE	EXP REC FR GENERAL CITY RESP (AAO)	2,947,278	3,236,592	289,314	3,236,252	(340)
865HG	EXP REC FR SF GENERAL HOSPITAL (AAO)	746,672	818,943	72,271	818,857	(86)
865HL	EXP REC FR LAGUNA HONDA HOSPITAL (AAO)	330,189	362,148	31,959	362,110	(38)
865PA	EXP REC FR PERMIT APPEALS (AAO)	1,942	2,130	188	2,130	
865PO	EXP REC FR PORT COMMISSION (AAO)	57,306	62,896	5,590	62,889	(7)
865PT	EXP REC FR PUBLIC TRANSPORTATION(AAO)	1,255,270	1,377,724	122,454	1,377,580	(144)
865PW	EXP REC FR PUBLIC WORKS (AAO)	287,181	314,979	27,798	314,945	(34)

Department: HSS : HEALTH SERVICE SYSTEM

2014-2015 Original Budget	2015-2016 Proposed Budget	2015-2016 vs 2014-2015	2016-2017 Proposed Budget	2016-2017 vs 2015-2016
---------------------------------	---------------------------------	---------------------------	---------------------------------	---------------------------

Sources of Funds Detail by Subobject

865RB	EXP REC FR RENT ARBITRATION BD (AAO)	8,324	9,130	806	9,129	(1)
865RP	EXP REC FR REC & PARK (AAO)	209,212	229,462	20,250	229,438	(24)
865RS	EXP REC FR RETIREMENT SYSTEM (AAO)	25,805	28,302	2,497	28,299	(3)
865SS	EXP REC FR HUMAN SERVICES (AAO)	476,138	522,225	46,087	522,170	(55)
865TI	EXP REC FROM ISD (AAO)	53,274	58,430	5,156	58,424	(6)
865UC	EXP REC FR PUC (AAO)	174,373	191,384	17,011	191,364	(20)
865UH	EXP REC FR HETCH HETCHY (AAO)	74,771	82,065	7,294	82,056	(9)
865UW	EXP REC FR WATER DEPT (AAO)	172,736	189,587	16,851	189,567	(20)
865WM	EXP REC FR WAR MEMORIAL (AAO)	16,093	17,651	1,558	17,649	(2)
865WP	EXP REC FR CLEANWATER (AAO)	126,892	139,270	12,378	139,256	(14)
87599	EXP REC-UNALLOCATED (NON-AAO FDS)	1,953,224	2,078,311	125,087	2,095,517	17,206
Total Sources by Funds		9,974,731	10,849,111	874,380	10,865,513	16,402

Uses of Funds Detail Appropriation

OPERATING:

1G AGF AAA: GF-NON-PROJECT-CONTROLLED

001	SALARIES	4,500,107	4,919,406	419,299	5,088,482	169,076
013	MANDATORY FRINGE BENEFITS	2,239,415	2,259,284	19,869	2,307,210	47,926
021	NON PERSONNEL SERVICES	1,631,244	1,974,266	343,022	1,816,655	(157,611)
040	MATERIALS & SUPPLIES	30,100	41,700	11,600	35,700	(6,000)
060	CAPITAL OUTLAY		85,000	85,000		(85,000)
081	SERVICES OF OTHER DEPTS	1,573,865	1,569,455	(4,410)	1,617,466	48,011
SUB-TOTAL 1G AGF AAA		9,974,731	10,849,111	874,380	10,865,513	16,402
SUB-TOTAL OPERATING		9,974,731	10,849,111	874,380	10,865,513	16,402
Total Uses of Funds		9,974,731	10,849,111	874,380	10,865,513	16,402

Department: HRD : HUMAN RESOURCES

2014-2015 Original Budget	2015-2016 Proposed Budget	2015-2016 vs 2014-2015	2016-2017 Proposed Budget	2016-2017 vs 2015-2016
---------------------------------	---------------------------------	---------------------------	---------------------------------	---------------------------

Fund Summary

1G AGF	GENERAL FUND	18,903,300	21,414,519	2,511,219	21,836,907	422,388
2S GSF	GENERAL SERVICES SPECIAL REVENUE FUND	62,497,246	66,676,533	4,179,287	69,749,323	3,072,790
Total Sources by Funds		81,400,546	88,091,052	6,690,506	91,586,230	3,495,178

Program Summary

FCW	ADMINISTRATION	1,304,940	2,000,259	695,319	2,032,841	32,582
FH1	CLASS AND COMPENSATION	348,796	497,082	148,286	507,819	10,737
FC4	EMPLOYEE RELATIONS	4,218,615	4,447,883	229,268	5,987,971	1,540,088
FC8	EQUAL EMPLOYMENT OPPORTUNITY	2,506,173	2,802,230	296,057	2,892,307	90,077
FC5	RECRUIT/ ASSESS/ CLIENT SERVICES	9,391,391	9,148,416	(242,975)	9,282,068	133,652
FDE	WORKERS COMPENSATION	62,497,246	66,676,533	4,179,287	69,749,323	3,072,790
FAR	WORKFORCE DEVELOPMENT	1,133,385	2,518,649	1,385,264	1,133,901	(1,384,748)
Total Uses by Program		81,400,546	88,091,052	6,690,506	91,586,230	3,495,178

Character Summary

001	SALARIES	13,304,594	14,597,005	1,292,411	15,813,659	1,216,654
013	MANDATORY FRINGE BENEFITS	6,019,503	6,106,542	87,039	6,285,692	179,150
021	NON PERSONNEL SERVICES	56,544,651	59,896,726	3,352,075	63,029,298	3,132,572
040	MATERIALS & SUPPLIES	159,509	127,073	(32,436)	126,841	(232)
06P	PROGRAMMATIC PROJECTS	1,089,053	2,650,085	1,561,032	1,245,000	(1,405,085)
081	SERVICES OF OTHER DEPTS	4,283,236	4,713,621	430,385	5,085,740	372,119
Total Uses by Character		81,400,546	88,091,052	6,690,506	91,586,230	3,495,178

Sources of Funds Detail by Subobject

86599	EXP REC-GENERAL UNALLOCATED	1,495,574	2,651,859	1,156,285	1,618,567	(1,033,292)
865AA	EXP REC FR ASIAN ARTS MUSEUM (AAO)	9,292	485	(8,807)	511	26
865AC	EXP REC FR AIRPORT (AAO)	2,811,674	2,549,143	(262,531)	2,675,815	126,672
865AD	EXP REC FR ADMINISTRATIVE SERVICES (AAO)	664,343	715,220	50,877	753,015	37,795
865AP	EXP REC FR ADULT PROBATION (AAO)	283,803	249,057	(34,746)	257,677	8,620
865AR	EXP REC FR ART COMMISSION (AAO)	102,024	102,024		102,024	
865AS	EXP REC FR ASSESSOR (AAO)	247,435	183,991	(63,444)	190,938	6,947
865BE	EXP REC FR BUS & ENC DEV (AAO)	10,960	13,700	2,740	14,061	361

Department: HRD : HUMAN RESOURCES

2014-2015 Original Budget	2015-2016 Proposed Budget	2015-2016 vs 2014-2015	2016-2017 Proposed Budget	2016-2017 vs 2015-2016
---------------------------------	---------------------------------	---------------------------	---------------------------------	---------------------------

Sources of Funds Detail by Subobject

865BI	EXP REC FR BLDG INSPECTION (AAO)	442,868	574,112	131,244	589,660	15,548
865C4	EXP REC FR CON-INTERNAL AUDIT (AAO)	20,000	20,000		20,000	
865CA	EXP REC FR ADM (AAO)	154,329	154,329		154,329	
865CD	EXP REC FR CHILD SUPPORT SERVICES(AAO)	175,685	113,599	(62,086)	117,827	4,228
865CH	EXP REC FR CHILD;YOUTH & FAM (AAO)	64,358	64,358		64,358	
865CI	EXP REC FR CHILDREN AND FAMILIES (AAO)	50,000	50,000		50,000	
865CO	EXP REC FR CONTROLLER (AAO)	19,446	352,545	333,099	151,218	(201,327)
865CP	EXP REC FR CITY PLANNING (AAO)	351,058	351,058		351,058	
865CS	EXP REC FR CIVIL SERVICE (AAO)	99,422	99,422		99,422	
865CT	EXP REC FR CITY ATTORNEY (AAO)	64,913	66,616	1,703	70,203	3,587
865DA	EXP REC FR DISTRICT ATTORNEY (AAO)	114,313	161,600	47,287	170,303	8,703
865ER	EXP REC FR EMERGENCY COMMUNICATIONS(AAO)	312,561	501,496	188,935	526,142	24,646
865EV	EXP REC FR ENVIRONMENT (AAO)	207,259	215,635	8,376	219,002	3,367
865FA	EXP REC FR FINE ARTS MUSEUM (AAO)	336,582	345,226	8,644	362,524	17,298
865FC	EXP REC FR FIRE DEPT (AAO)	8,324,646	9,378,445	1,053,799	9,880,569	502,124
865HC	EXP REC FR COMM HEALTH SERVICE (AAO)	1,200,544	1,499,607	299,063	1,580,366	80,759
865HG	EXP REC FR SF GENERAL HOSPITAL (AAO)	5,239,568	6,188,089	948,521	6,221,105	33,016
865HL	EXP REC FR LAGUNA HONDA HOSPITAL (AAO)	3,658,247	4,219,283	561,036	4,445,600	226,317
865HM	EXP REC FR COMM MENTAL HEALTH (AAO)	485,357	235,500	(249,857)	248,182	12,682
865HS	EXP REC FR HSS (AAO)	356,173	309,928	(46,245)	311,297	1,369
865JV	EXP REC FR JUVENILE COURT (AAO)	1,303,925	1,464,506	160,581	1,543,374	78,868
865LB	EXP REC FR PUBLIC LIBRARY (AAO)	1,324,247	1,397,912	73,665	1,460,403	62,491
865MT	EXP REC FR MUNICIPAL TRANSPORTATION(AAO)	627,698	621,890	(5,808)	621,890	
865MY	EXP REC FR MAYOR (AAO)	15,035	31,785	16,750	33,497	1,712
865PC	EXP REC FR POLICE COMMISSION (AAO)	13,937,241	14,482,691	545,450	15,263,868	781,177
865PD	EXP REC FR PUBLIC DEFENDER (AAO)	132,855	190,356	57,501	200,607	10,251
865PO	EXP REC FR PORT COMMISSION (AAO)	977,276	1,002,276	25,000	1,002,276	
865PT	EXP REC FR PUBLIC TRANSPORTATION(AAO)	335,000	335,000		335,000	
865PW	EXP REC FR PUBLIC WORKS (AAO)	2,439,710	3,864,382	1,424,672	3,887,630	23,248
865RB	EXP REC FR RENT ARBITRATION BD (AAO)	68,093	66,356	(1,737)	66,572	216
865RC	EXP REC FR HUMAN RIGHTS (AAO)	35,000	35,000		35,000	
865RD	EXP REC FR HUMAN RESOURCES (AAO)	944,171	1,084,664	140,493	1,143,077	58,413
865RG	EXP REC FR REGISTRAR OF VOTERS (AAO)	93,000	93,000		93,000	
865RP	EXP REC FR REC & PARK (AAO)	3,119,083	3,428,371	309,288	3,606,705	178,334
865RS	EXP REC FR RETIREMENT SYSTEM (AAO)	151,933	157,846	5,913	165,221	7,375
865SH	EXP REC FR SHERIFF (AAO)	4,621,555	4,540,175	(81,380)	4,780,409	240,234

Department: HRD : HUMAN RESOURCES

2014-2015 Original Budget	2015-2016 Proposed Budget	2015-2016 vs 2014-2015	2016-2017 Proposed Budget	2016-2017 vs 2015-2016
---------------------------------	---------------------------------	---------------------------	---------------------------------	---------------------------

Sources of Funds Detail by Subobject

865SS	EXP REC FR HUMAN SERVICES (AAO)	3,169,454	3,095,747	(73,707)	3,245,624	149,877
865TI	EXP REC FROM ISD (AAO)	450,641	293,536	(157,105)	309,240	15,704
865TR	EXP REC FR TREAS/TAX COLL (AAO)	262,776	256,750	(6,026)	226,931	(29,819)
865UC	EXP REC FR PUC (AAO)	1,178,740	1,060,588	(118,152)	1,083,748	23,160
865UH	EXP REC FR HETCH HETCHY (AAO)	745,592	721,184	(24,408)	758,965	37,781
865UW	EXP REC FR WATER DEPT (AAO)	2,661,829	2,768,826	106,997	2,915,494	146,668
865WC	EXP REC FR HRD-WC (AAO)	96,772	84,500	(12,272)	84,500	
865WM	EXP REC FR WAR MEMORIAL (AAO)	177,497	102,112	(75,385)	107,553	5,441
865WO	EXP REC FR STATUS OF WOMEN (AAO)	7,892	7,892		7,892	
865WP	EXP REC FR CLEANWATER (AAO)	1,800,144	1,807,325	7,181	1,902,730	95,405
87599	EXP REC-UNALLOCATED (NON-AAO FDS)	1,284,090	430,829	(853,261)	443,667	12,838
GFS (1)	GENERAL FUND SUPPORT	12,136,863	13,299,226	1,162,363	15,015,584	1,716,358
Total Sources by Funds		81,400,546	88,091,052	6,690,506	91,586,230	3,495,178

(1) This figure represents the nondepartmental (citywide) general fund revenues required to support the department's operations.

Uses of Funds Detail Appropriation

OPERATING:

1G AGF AAA: GF-NON-PROJECT-CONTROLLED

001	SALARIES	7,282,332	7,943,230	660,898	8,113,672	170,442
013	MANDATORY FRINGE BENEFITS	3,088,888	3,124,761	35,873	3,147,482	22,721
021	NON PERSONNEL SERVICES	1,330,954	1,248,617	(82,337)	1,259,717	11,100
040	MATERIALS & SUPPLIES	113,371	73,935	(39,436)	73,935	
06P	PROGRAMMATIC PROJECTS	1,089,053	1,245,000	155,947	1,245,000	
079	ALLOCATED CHARGES	(1,502,692)	(1,502,692)		(1,502,692)	
081	SERVICES OF OTHER DEPTS	2,901,466	3,269,238	367,772	3,132,133	(137,105)
SUB-TOTAL 1G AGF AAA		14,303,372	15,402,089	1,098,717	15,469,247	67,158

2S GSF AAA: WORKERS' COMPENSATION FUND

001	SALARIES	4,218,014	4,757,890	539,876	4,983,053	225,163
013	MANDATORY FRINGE BENEFITS	2,241,936	2,298,403	56,467	2,374,635	76,232
021	NON PERSONNEL SERVICES	53,732,702	57,240,374	3,507,672	60,006,847	2,766,473
040	MATERIALS & SUPPLIES	23,638	30,638	7,000	30,406	(232)
079	ALLOCATED CHARGES	1,502,692	1,502,692		1,502,692	

Department: HRD : HUMAN RESOURCES

2014-2015 Original Budget	2015-2016 Proposed Budget	2015-2016 vs 2014-2015	2016-2017 Proposed Budget	2016-2017 vs 2015-2016
---------------------------------	---------------------------------	---------------------------	---------------------------------	---------------------------

Uses of Funds Detail Appropriation

OPERATING:

2S GSF AAA: WORKERS' COMPENSATION FUND

081	SERVICES OF OTHER DEPTS	778,264	846,536	68,272	851,690	5,154
SUB-TOTAL 2S GSF AAA		62,497,246	66,676,533	4,179,287	69,749,323	3,072,790
SUB-TOTAL OPERATING		76,800,618	82,078,622	5,278,004	85,218,570	3,139,948

ANNUAL PROJECTS:

1G AGF AAP: GF-ANNUAL PROJECT

PRD004	TUITION REIMBURSEMENT	125,100	125,100		125,100	
PRD010	LABOR RELATIONS	1,433,179	1,458,569	25,390	3,177,012	1,718,443
PRD016	HR TRAINEE PROGRAM	149,244	130,987	(18,257)	133,987	3,000
PRD017	LEAVE MANAGEMENT	298,735	308,206	9,471	314,678	6,472
PRD018	LGBT CULTURAL COMPETENCY	75,000		(75,000)		
PRD019	IT PROJECT HIRE	269,129	385,889	116,760	394,129	8,240
SUB-TOTAL 1G AGF AAP		2,350,387	2,408,751	58,364	4,144,906	1,736,155
SUB-TOTAL ANNUAL PROJECTS		2,350,387	2,408,751	58,364	4,144,906	1,736,155

CONTINUING PROJECTS:

1G AGF ACP: GF-CONTINUING PROJECTS

PRD004	TUITION REIMBURSEMENT	670,500	670,500		670,500	
PRD020	FINGERPRINTING	450,000	450,000		450,000	
SUB-TOTAL 1G AGF ACP		1,120,500	1,120,500		1,120,500	
SUB-TOTAL CONTINUING PROJECTS		1,120,500	1,120,500		1,120,500	

WORK ORDERS/OVERHEAD:

1G AGF WOF: GENERAL FUND WORK ORDER FUND

HRD04	RECRUIT/ASSESS/CLIENT SERVICES	755,708	621,403	(134,305)	635,554	14,151
HRD08	WORKFORCE DEVELOPMENT	373,333	1,861,776	1,488,443	466,700	(1,395,076)
SUB-TOTAL 1G AGF WOF		1,129,041	2,483,179	1,354,138	1,102,254	(1,380,925)
SUB-TOTAL WORK ORDERS/OVERHEAD		1,129,041	2,483,179	1,354,138	1,102,254	(1,380,925)
Total Uses of Funds		81,400,546	88,091,052	6,690,506	91,586,230	3,495,178

Department: HRC : HUMAN RIGHTS COMMISSION

2014-2015 Original Budget	2015-2016 Proposed Budget	2015-2016 vs 2014-2015	2016-2017 Proposed Budget	2016-2017 vs 2015-2016
---------------------------------	---------------------------------	---------------------------	---------------------------------	---------------------------

Fund Summary

1G AGF	GENERAL FUND	2,147,380	2,364,111	216,731	2,409,244	45,133
Total Sources by Funds		2,147,380	2,364,111	216,731	2,409,244	45,133

Program Summary

CAD	HUMAN RIGHTS COMMISSION	2,147,380	2,364,111	216,731	2,409,244	45,133
Total Uses by Program		2,147,380	2,364,111	216,731	2,409,244	45,133

Character Summary

001	SALARIES	1,152,887	1,205,240	52,353	1,241,053	35,813
013	MANDATORY FRINGE BENEFITS	499,540	478,021	(21,519)	484,244	6,223
021	NON PERSONNEL SERVICES	91,800	90,800	(1,000)	90,800	
038	CITY GRANT PROGRAMS	105,000	280,000	175,000	280,000	
040	MATERIALS & SUPPLIES	5,000	6,000	1,000	6,000	
081	SERVICES OF OTHER DEPTS	293,153	304,050	10,897	307,147	3,097
Total Uses by Character		2,147,380	2,364,111	216,731	2,409,244	45,133

Sources of Funds Detail by Subobject

GFS (1)	GENERAL FUND SUPPORT	2,147,380	2,364,111	216,731	2,409,244	45,133
Total Sources by Funds		2,147,380	2,364,111	216,731	2,409,244	45,133

(1) This figure represents the nondepartmental (citywide) general fund revenues required to support the department's operations.

Uses of Funds Detail Appropriation

OPERATING:

1G AGF AAA: GF-NON-PROJECT-CONTROLLED

001	SALARIES	1,152,888	1,205,241	52,353	1,241,054	35,813
013	MANDATORY FRINGE BENEFITS	499,539	478,020	(21,519)	484,243	6,223
021	NON PERSONNEL SERVICES	91,800	90,800	(1,000)	90,800	
038	CITY GRANT PROGRAMS	105,000	280,000	175,000	280,000	
040	MATERIALS & SUPPLIES	5,000	6,000	1,000	6,000	

Department: HRC : HUMAN RIGHTS COMMISSION

2014-2015 Original Budget	2015-2016 Proposed Budget	2015-2016 vs 2014-2015	2016-2017 Proposed Budget	2016-2017 vs 2015-2016
---------------------------------	---------------------------------	---------------------------	---------------------------------	---------------------------

Uses of Funds Detail Appropriation

OPERATING:

1G AGF AAA: GF-NON-PROJECT-CONTROLLED

081	SERVICES OF OTHER DEPTS	293,153	304,050	10,897	307,147	3,097
	SUB-TOTAL 1G AGF AAA	2,147,380	2,364,111	216,731	2,409,244	45,133
	SUB-TOTAL OPERATING	2,147,380	2,364,111	216,731	2,409,244	45,133
Total Uses of Funds		2,147,380	2,364,111	216,731	2,409,244	45,133

Department: DSS : HUMAN SERVICES

2014-2015 Original Budget	2015-2016 Proposed Budget	2015-2016 vs 2014-2015	2016-2017 Proposed Budget	2016-2017 vs 2015-2016
---------------------------------	---------------------------------	---------------------------	---------------------------------	---------------------------

Fund Summary

1G AGF	GENERAL FUND	799,323,475	842,558,981	43,235,506	865,152,158	22,593,177
2S CHF	CHILDREN'S FUND	35,158,040	40,977,189	5,819,149	30,877,189	(10,100,000)
2S HWF	HUMAN WELFARE SPECIAL REVENUE FUND	29,556,490	39,221,131	9,664,641	37,695,665	(1,525,466)
2S NDF	NEIGHBORHOOD DEVELOPMENT SPEC REV FD	60,113	2,757,400	2,697,287	3,407,094	649,694
2S SCP	SENIOR CITIZENS' PROGRAMS FUND	6,283,050	6,368,229	85,179	6,388,357	20,128
7E GIF	GIFT FUND	480,775	484,406	3,631	495,654	11,248
Total Sources by Funds		870,861,943	932,367,336	61,505,393	944,016,117	11,648,781

Program Summary

CAO	ADMINISTRATIVE SUPPORT	102,205,663	101,081,307	(1,124,356)	105,903,985	4,822,678
CGO	ADULT PROTECTIVE SERVICES	6,520,432	6,777,980	257,548	7,118,649	340,669
CAG	CALWORKS	56,178,668	55,340,623	(838,045)	57,262,510	1,921,887
FAL	CHILDREN'S BASELINE	29,002,875	29,784,217	781,342	30,272,236	488,019
CAI	COUNTY ADULT ASSISTANCE PROGRAM	49,386,957	51,880,479	2,493,522	50,586,395	(1,294,084)
CIJ	COUNTY VETERANS SERVICES	452,571	711,829	259,258	806,138	94,309
CGP	DIVERSION AND COMMUNITY INTEGRATION PROG	4,032,139	4,832,139	800,000	4,832,139	
CGU	DSS CHILDCARE	72,307,176	71,698,662	(608,514)	62,249,282	(9,449,380)
CAL	FAMILY AND CHILDREN'S SERVICE	129,877,292	132,676,891	2,799,599	134,941,807	2,264,916
CAN	HOMELESS SERVICES	112,011,026	130,063,703	18,052,677	131,902,972	1,839,269
CIM	IN HOME SUPPORTIVE SERVICES	170,560,963	180,018,092	9,457,129	186,848,826	6,830,734
CGQ	INTEGRATED INTAKE	2,047,859	2,287,695	239,836	2,198,607	(89,088)
CAJ	MEDI-CAL	6,591,812		(6,591,812)		
CIF	OFFICE ON AGING	33,023,693	37,858,077	4,834,384	37,933,051	74,974
CIH	PUBLIC ADMINISTRATOR	1,531,942	1,543,282	11,340	1,577,597	34,315
CGR	PUBLIC CONSERVATOR	1,535,595	1,590,315	54,720	1,656,611	66,296
CGS	PUBLIC GUARDIAN	2,890,729	2,912,214	21,485	2,877,227	(34,987)
CGT	REPRESENTATIVE PAYEE	601,085	714,474	113,389	730,160	15,686
CGW	SF BENEFITS NET	52,054,331	71,513,675	19,459,344	75,605,485	4,091,810
FAY	TRANSITIONAL-AGED YOUTH BASELINE	1,497,275	8,195,114	6,697,839	8,005,825	(189,289)
CGV	WELFARE TO WORK	36,551,860	40,886,568	4,334,708	40,706,615	(179,953)
Total Uses by Program		870,861,943	932,367,336	61,505,393	944,016,117	11,648,781

Department: DSS : HUMAN SERVICES

2014-2015 Original Budget	2015-2016 Proposed Budget	2015-2016 vs 2014-2015	2016-2017 Proposed Budget	2016-2017 vs 2015-2016
---------------------------------	---------------------------------	---------------------------	---------------------------------	---------------------------

Character Summary

001	SALARIES	165,826,972	182,248,479	16,421,507	193,137,780	10,889,301
013	MANDATORY FRINGE BENEFITS	84,113,600	84,383,085	269,485	88,496,824	4,113,739
021	NON PERSONNEL SERVICES	35,311,865	38,771,051	3,459,186	38,631,409	(139,642)
036	AID ASSISTANCE	59,010,132	55,003,733	(4,006,399)	55,149,899	146,166
037	AID PAYMENTS	279,680,066	287,007,738	7,327,672	293,634,695	6,626,957
038	CITY GRANT PROGRAMS	187,900,295	194,510,472	6,610,177	215,046,234	20,535,762
039	OTHER SUPPORT & CARE OF PERSONS	275,000	250,000	(25,000)	250,000	
040	MATERIALS & SUPPLIES	2,740,350	4,095,003	1,354,653	3,528,813	(566,190)
060	CAPITAL OUTLAY	622,504	965,613	343,109	160,083	(805,530)
06F	FACILITIES MAINTENANCE	256,000		(256,000)		
06P	PROGRAMMATIC PROJECTS	1,497,275	1,426,468	(70,807)	1,205,181	(221,287)
081	SERVICES OF OTHER DEPTS	53,627,884	83,705,694	30,077,810	54,775,199	(28,930,495)
091	OPERATING TRANSFERS OUT	2,680,915	3,480,915	800,000	3,480,915	
095	INTRAFUND TRANSFERS OUT	14,364,884	15,077,781	712,897	15,070,587	(7,194)
ELU	TRANSFER ADJUSTMENTS-USES	(17,045,799)	(18,558,696)	(1,512,897)	(18,551,502)	7,194
Total Uses by Character		870,861,943	932,367,336	61,505,393	944,016,117	11,648,781

Reserved Appropriations

Sources of Funds Detail by Subobject

30150	INTEREST EARNED - POOLED CASH	94,814	77,189	(17,625)	77,189	
30490	OTHER INVESTMENT INCOME	160,000	160,000		160,000	
35232	EMPLOYEE PARKING	194,000	194,000		194,000	
40101	STAGE 1 CHILDCARE (FED-AID)	10,781,660	11,850,262	1,068,602	11,850,262	
40102	FOSTER FAMILY HOME LICENSING (FED-ADMIN)	518,593	429,948	(88,645)	429,948	
40103	ADOPTION SERVICES(FED-ADMIN)	1,469,160	1,220,618	(248,542)	1,220,618	
40105	APS/CSBG HEALTH-RELATED TITLE XIX	20,208,141	22,570,391	2,362,250	22,770,391	200,000
40106	INDEPENDENT LIVING PROGRAM(FED-ADMIN)	503,168	483,715	(19,453)	483,715	
40107	CALWIN (FED ADMIN)	5,020,773	5,020,773		5,020,773	
40108	CLF CSBG-HR - SPMP REVENUE	1,175,224	1,175,224		1,175,224	
40110	KIN-GAP ADM FED SHARE	248,287	201,947	(46,340)	201,947	
40121	WELFARE TO WORK	24,090,150	30,922,405	6,832,255	32,228,085	1,305,680
40124	FOOD STAMPS EMP & TRAINING (FED-ADMIN)	8,883,936	8,982,353	98,417	8,982,353	
40131	CALWORKS ELIGIBILITY	12,236,785	9,685,486	(2,551,299)	9,992,819	307,333

Department: DSS : HUMAN SERVICES

2014-2015 Original Budget	2015-2016 Proposed Budget	2015-2016 vs 2014-2015	2016-2017 Proposed Budget	2016-2017 vs 2015-2016
---------------------------------	---------------------------------	---------------------------	---------------------------------	---------------------------

Sources of Funds Detail by Subobject

40134	FOOD STAMPS(FED-ADMIN)	26,679,208	27,592,162	912,954	28,280,551	688,389
40137	RRP/RCA(FED-ADMIN)	222,184	379,752	157,568	379,752	
40138	FOSTER CARE (FED-ADMIN)	2,322,762	2,179,987	(142,775)	2,179,987	
40139	CHILDRENS SERVICES (FED-ADMIN)	23,107,151	23,736,866	629,715	25,095,920	1,359,054
40140	EMERGENCY ASSISTANCE - FEDERAL	1,885,128	1,885,128		1,885,128	
40145	IHSS ADMIN HEALTH-RELATED TITLE XIX	14,099,793	14,536,422	436,629	14,536,422	
40148	TITLE IV-B CHILD WELFARE SERVICES	415,490	441,219	25,729	441,219	
40150	CAL STATE DEPT ED - STAGE 2 CHILD CARE	432,211	188,764	(243,447)	188,764	
40153	CALWORKS FRAUD INCENTIVE - FEDERAL	29,895	29,895		29,895	
40154	PROMOTING SAFE & STABLE FAMILIES	390,341	530,758	140,417	530,758	
40166	CWS HEALTH-RELATED TITLE XIX	3,266,970	3,652,859	385,889	3,652,859	
40167	CBFRS CHILD ABUSE PREVENTION CFDA93.590	25,500	25,500		25,500	
40168	CWS TITLE XX CFDA 93.667	1,223,521	1,223,521		1,223,521	
40202	FOSTER CARE(FED-AID)	10,751,908	10,660,475	(91,433)	10,335,380	(325,095)
40203	ADOPTIONS(FED-AID)	7,644,619	8,076,963	432,344	8,291,415	214,452
40204	IHSS CONTRACT-MODE(TITLE XIX SHARE)	12,065,038	13,834,739	1,769,701	13,834,742	3
40207	REFUGEE(FED-AID)	366,541	354,188	(12,353)	347,588	(6,600)
40210	EMERG ASSISTANCE-FC AID (FED SHARE)	802,541	1,156,799	354,258	1,398,388	241,589
40211	IHSS PUBLIC AUTHORITY TITLE XIX SHARE	31,381,086	32,924,706	1,543,620	35,010,378	2,085,672
40214	KIN-GAP AID FED SHARE	1,898,136	1,989,314	91,178	2,083,703	94,389
40220	SSI/SSP CAAP INTERIM ASSTNCE REIMBURSEMT	3,466,268	3,523,937	57,669	3,550,336	26,399
40221	SSI/SSP CAPI INTERIM ASSTNCE REIMBURSEMT	68,629	52,923	(15,706)	52,923	
40222	SSA/SSI FOSTER CARE REIMBURSEMENT	1,117,949	1,101,212	(16,737)	1,110,720	9,508
44931	FEDERAL GRANTS PASS-THROUGH STATE/OTHER	5,456,140	5,888,361	432,221	5,662,497	(225,864)
44936	FEDERAL DIRECT CONTRACTS		1,992,993	1,992,993	1,842,993	(150,000)
44939	FEDERAL DIRECT GRANT	24,021,752	30,477,882	6,456,130	29,433,197	(1,044,685)
44998	PRIOR YEAR FEDERAL REVENUE ADJUSTMENT	2,060,000	2,060,000		2,060,000	
45102	FOSTER FAMILY HOME LICENSING (STATE-ADM)	150,746	138,915	(11,831)	138,915	
45107	CALWIN (STATE ADMIN)	1,856,998	1,856,998		1,856,998	
45121	WELFARE TO WORK (STATE-ADMIN)	9,746,022	8,325,675	(1,420,347)	8,679,203	353,528
45128	CALWORKS MENTAL HEALTH (STATE/FED)	1,727,386	1,567,883	(159,503)	1,567,883	
45131	CALWORKS ELIGIBILITY (STATE-ADMIN)	6,342,716	5,860,006	(482,710)	6,060,006	200,000
45134	FOOD STAMPS(STATE-ADMIN)	17,510,844	18,337,312	826,468	18,337,312	
45136	CASH ASST PGM FOR IMMIGRANT ELIGIBILTY	727,669	760,600	32,931	760,600	
45145	IHSS ADMIN (STATE/FED)	16,243,531	17,410,056	1,166,525	17,410,056	
45150	CAL STATE DEPT OF EDUC - STAGE 2/3	13,491,738	6,047,135	(7,444,603)	6,047,135	

Department: DSS : HUMAN SERVICES

2014-2015 Original Budget	2015-2016 Proposed Budget	2015-2016 vs 2014-2015	2016-2017 Proposed Budget	2016-2017 vs 2015-2016
---------------------------------	---------------------------------	---------------------------	---------------------------------	---------------------------

Sources of Funds Detail by Subobject

45169	VETERANS SERVICES - STATE	61,000	61,000		61,000	
45204	IHSS CONTRACT-MODE (STATE GF SHARE)	10,141,827	11,058,983	917,156	11,058,987	4
45209	CASH ASSIST PGM FOR IMMIGRANTS - REVENUE	6,523,183	6,771,652	248,469	7,236,589	464,937
45211	IHSS PUBLIC AUTHORITY STATE SHARE	24,934,547	26,099,377	1,164,830	27,748,457	1,649,080
45214	KIN-GAP AID STATE SHARE	1,612,881	1,689,226	76,345	1,833,600	144,374
45299	OTHER STATE-PUBLIC ASSISTANCE PROGRAMS	55,303		(55,303)		
45301	MEDI-CAL-ELIGIBILITY DETERMINATION	41,690,051	54,001,178	12,311,127	58,541,670	4,540,492
45511	HEALTH/WELFARE SALES TAX ALLOCATION	70,880,000	74,150,000	3,270,000	74,150,000	
45512	CALWORKS MOE SUBACCOUNT	25,506,753	25,444,041	(62,712)	25,296,216	(147,825)
45513	CHILD POVERTY & FAMILY SUPPORT SUBACCT	1,239,000		(1,239,000)		
45621	MOTOR VEH LIC FEE-REALIGNMENT FUND	1,760,000	1,740,000	(20,000)	1,740,000	
45701	ADULT PROTECTIVE SERVICES-AB 118	2,126,802	2,877,452	750,650	2,877,452	
45705	ADOPTIONS-AB 118	2,125,977	1,161,398	(964,579)	1,161,398	
45710	ADOPTION ASSISTANCE PRGRM-AB 118/ABX1 16	8,650,916	7,877,435	(773,481)	8,086,590	209,155
45711	CHILD ABUSE PREVENTION-AB 118	161,237	479,913	318,676	479,913	
45715	CHILD WELFARE SERVICES-AB 118/ABX1 16	16,426,681	21,736,865	5,310,184	21,736,865	
45730	FOSTER CARE ADMINISTRATN-AB 118/ABX1 16	1,677,800	1,669,426	(8,374)	1,669,426	
45735	FOSTER CARE ASSISTANCE-AB 118/ABX1 16	12,889,096	13,665,066	775,970	13,843,738	178,672
48998	PRIOR YEAR STATE REVENUE ADJUSTMENT	999,372	999,372		999,372	
48999	OTHER STATE GRANTS & SUBVENTIONS	2,529,201	2,162,406	(366,795)	2,112,395	(50,011)
49999	OTHER LOCAL/REGIONAL GRANTS	120,000	100,000	(20,000)	65,222	(34,778)
60128	ADMIN FEE-PUBLIC GUARDIAN	360,000	360,000		360,000	
60129	ATTY FEES-PUBLIC GUARDIAN	125,000	125,000		125,000	
60131	BOND FEE-PUBLIC GUARDIAN	16,000	16,000		16,000	
60133	ADMIN FEE-PUBLIC ADMINISTRATOR	360,000	360,000		360,000	
60134	ATTY FEES-PUBLIC ADMINISTRATOR	180,000	180,000		180,000	
60135	BOND FEE-PUBLIC ADMINISTRATOR	51,000	51,000		51,000	
60138	IMD FEE - REP PAYEE	65,000	65,000		65,000	
60146	REP-PAYEE FEES - REVENUE	185,000	190,000	5,000	190,000	
63509	BIRTH CERTIFICATE FEE	160,579	160,579		160,579	
75413	CHILDCARE REQUIREMENT FEE				1,400,000	1,400,000
75415	COMMUNITY IMPROVEMENT IMPACT FEE		1,357,400	1,357,400	2,007,094	649,694
78101	GIFTS AND BEQUESTS	480,775	484,406	3,631	495,654	11,248
78201	PRIVATE GRANTS	399,569	551,000	151,431	551,000	
79995	CHILD SUPPORT OFFSETTING AID	449,796	449,796		449,796	
79997	FOOD STAMP OVERPAYMENT COLLECTIONS	80,000	80,000		80,000	

Department: DSS : HUMAN SERVICES

2014-2015 Original Budget	2015-2016 Proposed Budget	2015-2016 vs 2014-2015	2016-2017 Proposed Budget	2016-2017 vs 2015-2016
---------------------------------	---------------------------------	---------------------------	---------------------------------	---------------------------

Sources of Funds Detail by Subobject

865AD	EXP REC FR ADMINISTRATIVE SERVICES (AAO)	40,000	40,000		40,000	
865AP	EXP REC FR ADULT PROBATION (AAO)	252,500		(252,500)		
865BE	EXP REC FR BUS & ENC DEV (AAO)	30,000	30,000		30,000	
865BI	EXP REC FR BLDG INSPECTION (AAO)	76,608		(76,608)		
865CD	EXP REC FR CHILD SUPPORT SERVICES(AAO)	191,568	160,420	(31,148)	129,584	(30,836)
865CH	EXP REC FR CHILD;YOUTH & FAM (AAO)	90,000		(90,000)		
865CI	EXP REC FR CHILDREN AND FAMILIES (AAO)	3,107,185		(3,107,185)		
865CY	EXP REC FR CHILDREN YOUTH & FAMILIE(AAO)	9,610,064	9,341,064	(269,000)	9,341,064	
865HC	EXP REC FR COMM HEALTH SERVICE (AAO)	50,000	50,000		50,000	
865HG	EXP REC FR SF GENERAL HOSPITAL (AAO)	19,481,144	19,618,317	137,173	20,258,668	640,351
865HL	EXP REC FR LAGUNA HONDA HOSPITAL (AAO)	20,000	20,000		20,000	
865HM	EXP REC FR COMM MENTAL HEALTH (AAO)	266,283	291,283	25,000	291,283	
865JV	EXP REC FR JUVENILE COURT (AAO)	135,858	150,585	14,727	150,585	
865MY	EXP REC FR MAYOR (AAO)	190,000	190,000		190,000	
865PT	EXP REC FR PUBLIC TRANSPORTATION(AAO)	821,990	821,990		821,990	
865UC	EXP REC FR PUC (AAO)	20,000		(20,000)		
865WP	EXP REC FR CLEANWATER (AAO)		20,000	20,000	20,000	
875MO	EXP REC FR MAYOR-CDBG (NON-AAO)	3,390,439	3,475,779	85,340	3,475,779	
9301G	OTI FR 1G-GENERAL FUND	2,680,915	3,480,915	800,000	3,480,915	
9501G	ITI FR 1G-GENERAL FUND	14,364,884	15,077,781	712,897	15,070,587	(7,194)
99999B	BEGINNING FUND BALANCE-BUDGET BASIS	7,563,339	12,200,000	4,636,661		(12,200,000)
ELIMSD	TRANSFER ADJUSTMENTS-SOURCES	(17,045,799)	(18,558,696)	(1,512,897)	(18,551,502)	7,194
GFS (1)	GENERAL FUND SUPPORT	261,917,517	284,006,711	22,089,194	292,897,183	8,890,472
Total Sources by Funds		870,861,943	932,367,336	61,505,393	944,016,117	11,648,781

(1) This figure represents the nondepartmental (citywide) general fund revenues required to support the department's operations.

Uses of Funds Detail Appropriation

OPERATING:

1G AGF AAA: GF-NON-PROJECT-CONTROLLED

001	SALARIES	157,623,991	172,754,717	15,130,726	182,893,570	10,138,853
013	MANDATORY FRINGE BENEFITS	82,425,096	82,922,574	497,478	86,780,427	3,857,853
021	NON PERSONNEL SERVICES	27,526,801	30,836,886	3,310,085	30,603,630	(233,256)
036	AID ASSISTANCE	54,778,876	46,209,676	(8,569,200)	46,455,842	246,166
037	AID PAYMENTS	279,680,066	287,007,738	7,327,672	293,634,695	6,626,957

Department: DSS : HUMAN SERVICES

2014-2015 Original Budget	2015-2016 Proposed Budget	2015-2016 vs 2014-2015	2016-2017 Proposed Budget	2016-2017 vs 2015-2016
---------------------------------	---------------------------------	---------------------------	---------------------------------	---------------------------

Uses of Funds Detail Appropriation

OPERATING:

1G AGF AAA: GF-NON-PROJECT-CONTROLLED

038	CITY GRANT PROGRAMS	109,785,631	129,151,939	19,366,308	131,608,321	2,456,382
040	MATERIALS & SUPPLIES	2,707,940	4,095,003	1,387,063	3,498,403	(596,600)
060	CAPITAL OUTLAY	622,504	715,613	93,109	160,083	(555,530)
081	SERVICES OF OTHER DEPTS	47,555,761	49,719,632	2,163,871	50,830,866	1,111,234
091	OPERATING TRANSFERS OUT	2,680,915	3,480,915	800,000	3,480,915	
095	INTRAFUND TRANSFERS OUT	14,364,884	15,077,781	712,897	15,070,587	(7,194)
ELU	TRANSFER ADJUSTMENTS-USES	(17,045,799)	(18,558,696)	(1,512,897)	(18,551,502)	7,194
	SUB-TOTAL 1G AGF AAA	762,706,666	803,413,778	40,707,112	826,465,837	23,052,059
	SUB-TOTAL OPERATING	762,706,666	803,413,778	40,707,112	826,465,837	23,052,059

ANNUAL PROJECTS:

1G AGF AAP: GF-ANNUAL PROJECT

CSS004	CHILDCARE CENTER	168,000		(168,000)		
	SUB-TOTAL 1G AGF AAP	168,000		(168,000)		
	SUB-TOTAL ANNUAL PROJECTS	168,000		(168,000)		

CONTINUING PROJECTS:

1G AGF ACP: GF-CONTINUING PROJECTS

CSS005	170 OTIS RENOVATION		250,000	250,000		(250,000)
FSS100	FACILITIES MAINTENANCE- CONTINUING FUND	88,000		(88,000)		
PSS4EW	FOSTER CARE 4E WAIVER PROGRAM	3,000,000	3,000,000		3,000,000	
PSSBTP	AGING BROADBAND TECHNOLOGY PROGRAM	820,694	822,662	1,968	828,831	6,169
PSSCCR	STATE CHILDCARE RESERVE ACCOUNT	3,324,586	3,324,586		3,324,586	
PSSIPO	IPO -- INTERRUPT; PREDICT; ORGANIZE	1,497,275	1,426,468	(70,807)	1,205,181	(221,287)
PSSJNS	JOBS NOW PROGRAMS	4,841,966	6,811,151	1,969,185	6,810,118	(1,033)
PSSWFC	WORKING FAMILIES CREDIT	275,000	250,000	(25,000)	250,000	
PSSWIN	CALIFORNIA WELFARE INFORMATION NETWORK	8,236,404	8,182,555	(53,849)	8,197,018	14,463
	SUB-TOTAL 1G AGF ACP	22,083,925	24,067,422	1,983,497	23,615,734	(451,688)
	1G AGF HSC: HUMAN SERVICES CARE FUND					
PSSHSC	HUMAN SERVICES CARE	14,364,884	15,077,781	712,897	15,070,587	(7,194)
	SUB-TOTAL 1G AGF HSC	14,364,884	15,077,781	712,897	15,070,587	(7,194)

Department: DSS : HUMAN SERVICES

2014-2015 Original Budget	2015-2016 Proposed Budget	2015-2016 vs 2014-2015	2016-2017 Proposed Budget	2016-2017 vs 2015-2016
---------------------------------	---------------------------------	---------------------------	---------------------------------	---------------------------

Uses of Funds Detail Appropriation

CONTINUING PROJECTS:

2S CHF CPR: CHILDREN'S FUND-CONTINUING PROJECT

PCIPRH	PUBLIC EDUCATION-PROP H (MARCH 2004)	35,158,040	40,977,189	5,819,149	30,877,189	(10,100,000)
SUB-TOTAL 2S CHF CPR		35,158,040	40,977,189	5,819,149	30,877,189	(10,100,000)

2S HWF DSS: DSS-SPECIAL REVENUE FUND

PSS001	CHILDREN'S SERVICES FUND-W&I ARTICLE 5	168,811	168,811		168,811	
PSSCLT	COMMUNITY LIVING TRUSTFUND	4,032,139	4,832,139	800,000	4,832,139	
PSSITC	ONGOING CMIPS II PROJECT	24,960		(24,960)		
SUB-TOTAL 2S HWF DSS		4,225,910	5,000,950	775,040	5,000,950	

2S NDF ACC: CHILD CARE CAPITAL FUND

PCH006	CHILD CARE CAPITAL FUND	60,113	1,400,000	1,339,887	1,400,000	
SUB-TOTAL 2S NDF ACC		60,113	1,400,000	1,339,887	1,400,000	

2S NDF ENH: EASTERN NEIGHBORHOOD PUBLIC BENEFIT FUND

PCH006	CHILD CARE CAPITAL FUND		84,400	84,400	660,000	575,600
SUB-TOTAL 2S NDF ENH			84,400	84,400	660,000	575,600

2S NDF MOC: MARKET & OCTAVIA COMMUNITY IMPROVEMENT

PCH006	CHILD CARE CAPITAL FUND		1,273,000	1,273,000		(1,273,000)
SUB-TOTAL 2S NDF MOC			1,273,000	1,273,000		(1,273,000)

2S NDF VVF: VISITACION VALLEY INFRASTRUCTURE FUND

PCH006	CHILD CARE CAPITAL FUND				1,347,094	1,347,094
SUB-TOTAL 2S NDF VVF					1,347,094	1,347,094

SUB-TOTAL CONTINUING PROJECTS		75,892,872	87,880,742	11,987,870	77,971,554	(9,909,188)
--------------------------------------	--	-------------------	-------------------	-------------------	-------------------	--------------------

GRANTS:

2S HWF GNC: GRANTS; NON-PROJECT; CONTINUING

SSCCWE	CHILD CARE WORKFORCE REGISTRY EXPANSION		150,000	150,000	150,000	
SSCCWR	CHILD CARE WORKFORCE REGISTRY	180,000	100,000	(80,000)	65,222	(34,778)
SSCPAC	CHILDCARE PLANNING AND ADVISORY COUNCIL	642,067	655,691	13,624	655,691	
SSDCCC	DROP-IN CHILD CARE CENTERS	3,000		(3,000)		
SSFDCP	FAMILY DEMO GRANT FOR CHILD ABUSE PREV	839,514	862,126	22,612		(862,126)
SSHCOG	HUD CONTINUUM OF CARE GRANT	23,182,238	29,615,756	6,433,518	29,433,197	(182,559)
SSKNHA	250 KEARNY SF HOUSING AUTHORITY CONTRACT		1,342,993	1,342,993	1,342,993	
SSKNVA	250 KEARNY VETERAN AFFAIRS VA26115C0020		650,000	650,000	500,000	(150,000)

Department: DSS : HUMAN SERVICES

2014-2015 Original Budget	2015-2016 Proposed Budget	2015-2016 vs 2014-2015	2016-2017 Proposed Budget	2016-2017 vs 2015-2016
---------------------------------	---------------------------------	---------------------------	---------------------------------	---------------------------

Uses of Funds Detail Appropriation

GRANTS:

2S HWF GNC: GRANTS; NON-PROJECT; CONTINUING

SSMCOE	MEDI-CAL OUTREACH & ENROLLMENT AGREEMENT	169,676	137,333	(32,343)		(137,333)
SSMDRC	MDRC DEMO SUBSIDIZED EMPLOYMENT PROGRAM		100,000	100,000		(100,000)
SSNCWW	NATIONAL CHILD WELFARE WORKFORCE GRANT	5,000	5,000			(5,000)
SSPFRG	PROFESSIONAL FUNDS & REINVESTMENTS GRANT	107,569		(107,569)		
SSREFU	REFUGEE GRANTS	201,516	376,282	174,766	322,612	(53,670)
SSWEGR	CHILD CARE WEST ED WORKFORCE GRANT		100,000	100,000	100,000	
SSWFGR	CHILD CARE WORKFORCE GRANT		125,000	125,000	125,000	
	SUB-TOTAL 2S HWF GNC	25,330,580	34,220,181	8,889,601	32,694,715	(1,525,466)

2S SCP ARA: AMERICAN RECOVERY AND REINVESTMENT ACT

AGCDP_	CDSMP GRANT THRU PARTNERS IN CARE	30,000		(30,000)		
	SUB-TOTAL 2S SCP ARA	30,000		(30,000)		

2S SCP GNC: GRANTS; NON-PROJECT; CONTINUING

AGELAB	ELDER ABUSE PREVENTION (F&S T VII) (CID)	12,735	12,582	(153)	12,582	
AGFCSS	FAMILY CAREGIVER SUPPPORT SERVICES	375,168	371,483	(3,685)	371,483	
AGHICP	HEALTH INSURANCE COUNSELING ADVOCACY PGM	376,779	376,965	186	388,447	11,482
AGLTCI	LONG TERM CARE INTEGRATION GRANT	48,000		(48,000)		
AGMIP3	MEDICARE IMPRVMT FOR PATIENT & PROVIDR 3	16,415		(16,415)		
AGNUTR	NUTRITION PROGRAMS (F&S; T3C1&2; 3F)	2,087,166	2,057,056	(30,110)	2,057,056	
AGOBMC	MEDICAID PENALTY CITATIONS OMBUDSMAN	25,737	25,469	(268)	25,469	
AGSNAP	AGING GRANT SUPPLMTL NUTR ASST PGM - ED	119,084		(119,084)		
AGSNFQ	SKILLED NURSING FACILITY QUALITY	27,743	26,477	(1,266)	26,477	
AGSNP2	AGING GRANT SUPPL NUTR ASST PGM - ED 2		119,084	119,084	119,084	
AGSUPP	SUPPORTIVE SERVICES (F&S; TITLE 3B&7)	1,002,525	1,014,714	12,189	1,004,705	(10,009)
AGTCP_	TRANSITIONAL CARE PROGRAM CMS GRANT	829,384	835,756	6,372	854,411	18,655
AGUSDA	FED USDA FOOD PROGRAMS	1,332,314	1,528,643	196,329	1,528,643	
	SUB-TOTAL 2S SCP GNC	6,253,050	6,368,229	115,179	6,388,357	20,128

7E GIF GIF: ETF-GIFT FUND

AGHC_	HOSPITAL COUNCIL	358,278	484,406	126,128	495,654	11,248
-------	------------------	---------	---------	---------	---------	--------

Department: DSS : HUMAN SERVICES

2014-2015 Original Budget	2015-2016 Proposed Budget	2015-2016 vs 2014-2015	2016-2017 Proposed Budget	2016-2017 vs 2015-2016
---------------------------------	---------------------------------	---------------------------	---------------------------------	---------------------------

Uses of Funds Detail Appropriation

GRANTS:

7E GIF GIF: ETF-GIFT FUND

AGUSDA	FED USDA FOOD PROGRAMS	122,497		(122,497)		
	SUB-TOTAL 7E GIF GIF	480,775	484,406	3,631	495,654	11,248
	SUB-TOTAL GRANTS	32,094,405	41,072,816	8,978,411	39,578,726	(1,494,090)
Total Uses of Funds		870,861,943	932,367,336	61,505,393	944,016,117	11,648,781

Department: JUV : JUVENILE PROBATION

2014-2015 Original Budget	2015-2016 Proposed Budget	2015-2016 vs 2014-2015	2016-2017 Proposed Budget	2016-2017 vs 2015-2016
---------------------------------	---------------------------------	---------------------------	---------------------------------	---------------------------

Fund Summary

1G AGF	GENERAL FUND	36,964,619	40,192,532	3,227,913	41,149,172	956,640
2S PPF	PUBLIC PROTECTION SPECIAL REVENUE FUND	1,655,292	2,121,175	465,883	2,099,006	(22,169)
Total Sources by Funds		38,619,911	42,313,707	3,693,796	43,248,178	934,471

Program Summary

ASC	ADMINISTRATION	8,492,861	9,042,178	549,317	10,010,687	968,509
FAL	CHILDREN'S BASELINE	1,012,058	1,062,624	50,566	1,064,638	2,014
AKE	JUVENILE HALL	11,844,469	13,590,212	1,745,743	13,497,549	(92,663)
AKS	JUVENILE HALL REPLACEMENT DEBT PAYMENT	2,442,358	2,441,046	(1,312)	2,438,296	(2,750)
AKF	LOG CABIN RANCH	3,373,902	3,415,814	41,912	3,168,519	(247,295)
AKC	PROBATION SERVICES	11,454,263	12,761,833	1,307,570	13,068,489	306,656
Total Uses by Program		38,619,911	42,313,707	3,693,796	43,248,178	934,471

Character Summary

001	SALARIES	20,366,816	21,748,721	1,381,905	22,333,986	585,265
013	MANDATORY FRINGE BENEFITS	7,781,317	8,237,036	455,719	8,823,240	586,204
021	NON PERSONNEL SERVICES	3,499,215	4,237,896	738,681	3,641,946	(595,950)
038	CITY GRANT PROGRAMS	187,946	399,357	211,411	234,558	(164,799)
040	MATERIALS & SUPPLIES	739,177	855,535	116,358	743,574	(111,961)
060	CAPITAL OUTLAY	1,691,863	2,236,879	545,016	2,712,718	475,839
06F	FACILITIES MAINTENANCE	364,000	382,200	18,200	401,310	19,110
081	SERVICES OF OTHER DEPTS	3,989,577	4,216,083	226,506	4,356,846	140,763
Total Uses by Character		38,619,911	42,313,707	3,693,796	43,248,178	934,471

Sources of Funds Detail by Subobject

40156	JUVENILE PROBATION TITLE IV-E(FOST.CARE)	1,783,624	1,830,416	46,792	1,895,709	65,293
44925	FED MILK & FOOD PROGRAM	151,096	151,096		151,096	
44931	FEDERAL GRANTS PASS-THROUGH STATE/OTHER		112,236	112,236	112,236	
45715	CHILD WELFARE SERVICES-AB 118/ABX1 16	207,621	227,621	20,000	227,621	
48999	OTHER STATE GRANTS & SUBVENTIONS	4,690,930	5,744,577	1,053,647	5,442,408	(302,169)
60699	OTHER PUBLIC SAFETY CHARGES	34,000	34,000		34,000	
69911	ADOPTION PROGRAM CHARGES	3,000	3,000		3,000	

Department: JUV : JUVENILE PROBATION

2014-2015 Original Budget	2015-2016 Proposed Budget	2015-2016 vs 2014-2015	2016-2017 Proposed Budget	2016-2017 vs 2015-2016
---------------------------------	---------------------------------	---------------------------	---------------------------------	---------------------------

Sources of Funds Detail by Subobject

87599	EXP REC-UNALLOCATED (NON-AAO FDS)	80,000	80,000		80,000	
GFS (1)	GENERAL FUND SUPPORT	31,669,640	34,130,761	2,461,121	35,302,108	1,171,347
Total Sources by Funds		38,619,911	42,313,707	3,693,796	43,248,178	934,471

(1) This figure represents the nondepartmental (citywide) general fund revenues required to support the department's operations.

Uses of Funds Detail Appropriation

OPERATING:

1G AGF AAA: GF-NON-PROJECT-CONTROLLED

001	SALARIES	17,496,897	18,527,936	1,031,039	18,887,796	359,860
013	MANDATORY FRINGE BENEFITS	6,709,149	7,020,477	311,328	7,440,404	419,927
021	NON PERSONNEL SERVICES	3,148,325	3,147,013	(1,312)	3,144,263	(2,750)
040	MATERIALS & SUPPLIES	626,847	714,847	88,000	653,847	(61,000)
060	CAPITAL OUTLAY	88,863	212,022	123,159	67,748	(144,274)
081	SERVICES OF OTHER DEPTS	3,763,661	3,982,042	218,381	4,122,805	140,763
SUB-TOTAL 1G AGF AAA		31,833,742	33,604,337	1,770,595	34,316,863	712,526
SUB-TOTAL OPERATING		31,833,742	33,604,337	1,770,595	34,316,863	712,526

ANNUAL PROJECTS:

1G AGF AAP: GF-ANNUAL PROJECT

CJV06R	JUV - YGC CAPITAL IMPROVEMENTS		200,000	200,000	200,000	
FJV06F	JUV - FACILITIES MAINTENANCE	364,000	382,200	18,200	401,310	19,110
PJV025	JUVENILE PROBATION & CAMPS FUNDING	3,087,077	3,554,338	467,261	3,709,229	154,891
PJV026	JUVENILE PROBATION & CAMPS FUNDING	76,800	126,800	50,000	76,800	(50,000)
SUB-TOTAL 1G AGF AAP		3,527,877	4,263,338	735,461	4,387,339	124,001
SUB-TOTAL ANNUAL PROJECTS		3,527,877	4,263,338	735,461	4,387,339	124,001

CONTINUING PROJECTS:

1G AGF ACP: GF-CONTINUING PROJECTS

CJV067	JUV - YGC LOG CABIN MASTER PLN DEV	300,000	150,000	(150,000)		(150,000)
CJV06R	JUV - YGC CAPITAL IMPROVEMENTS	1,303,000	974,857	(328,143)	1,744,970	770,113
PJV131	JUV - JUVENILE HALL SECURITY CAMERAS		1,200,000	1,200,000	700,000	(500,000)
SUB-TOTAL 1G AGF ACP		1,603,000	2,324,857	721,857	2,444,970	120,113
SUB-TOTAL CONTINUING PROJECTS		1,603,000	2,324,857	721,857	2,444,970	120,113

Department: JUV : JUVENILE PROBATION

2014-2015 Original Budget	2015-2016 Proposed Budget	2015-2016 vs 2014-2015	2016-2017 Proposed Budget	2016-2017 vs 2015-2016
---------------------------------	---------------------------------	---------------------------	---------------------------------	---------------------------

Uses of Funds Detail Appropriation

GRANTS:

2S PPF GNC: GRANTS; NON-PROJECT; CONTINUING

JVSTCO	JUV PROB-CBOC STANDARDS & TRAINING GRANT	105,000	105,000		105,000	
JVYOBG	YOUTHFUL OFFENDER BLOCK GRANT	1,550,292	1,903,939	353,647	1,881,770	(22,169)
MYBYRN	BYRNE ANTI DRUG ABUSE ENFORCEMENT		112,236	112,236	112,236	
SUB-TOTAL 2S PPF GNC		1,655,292	2,121,175	465,883	2,099,006	(22,169)
SUB-TOTAL GRANTS		1,655,292	2,121,175	465,883	2,099,006	(22,169)
Total Uses of Funds		38,619,911	42,313,707	3,693,796	43,248,178	934,471

Department: LLB : LAW LIBRARY

2014-2015 Original Budget	2015-2016 Proposed Budget	2015-2016 vs 2014-2015	2016-2017 Proposed Budget	2016-2017 vs 2015-2016
---------------------------------	---------------------------------	---------------------------	---------------------------------	---------------------------

Fund Summary

1G AGF	GENERAL FUND	1,535,911	1,611,832	75,921	1,642,927	31,095
Total Sources by Funds		1,535,911	1,611,832	75,921	1,642,927	31,095

Program Summary

EEA	LAW LIBRARY	1,535,911	1,611,832	75,921	1,642,927	31,095
Total Uses by Program		1,535,911	1,611,832	75,921	1,642,927	31,095

Character Summary

001	SALARIES	390,328	430,229	39,901	440,349	10,120
013	MANDATORY FRINGE BENEFITS	188,324	183,627	(4,697)	183,259	(368)
021	NON PERSONNEL SERVICES	17,275	17,275		17,275	
040	MATERIALS & SUPPLIES	443	443		443	
081	SERVICES OF OTHER DEPTS	939,541	980,258	40,717	1,001,601	21,343
Total Uses by Character		1,535,911	1,611,832	75,921	1,642,927	31,095

Sources of Funds Detail by Subsubject

GFS (1)	GENERAL FUND SUPPORT	1,535,911	1,611,832	75,921	1,642,927	31,095
Total Sources by Funds		1,535,911	1,611,832	75,921	1,642,927	31,095

(1) This figure represents the nondepartmental (citywide) general fund revenues required to support the department's operations.

Uses of Funds Detail Appropriation

OPERATING:

1G AGF AAA: GF-NON-PROJECT-CONTROLLED

001	SALARIES	390,328	430,229	39,901	440,349	10,120
013	MANDATORY FRINGE BENEFITS	188,324	183,627	(4,697)	183,259	(368)
021	NON PERSONNEL SERVICES	17,275	17,275		17,275	
040	MATERIALS & SUPPLIES	443	443		443	

Department: LLB : LAW LIBRARY

2014-2015 Original Budget	2015-2016 Proposed Budget	2015-2016 vs 2014-2015	2016-2017 Proposed Budget	2016-2017 vs 2015-2016
---------------------------------	---------------------------------	---------------------------	---------------------------------	---------------------------

Uses of Funds Detail Appropriation

OPERATING:

1G AGF AAA: GF-NON-PROJECT-CONTROLLED

081	SERVICES OF OTHER DEPTS	939,541	980,258	40,717	1,001,601	21,343
	SUB-TOTAL 1G AGF AAA	1,535,911	1,611,832	75,921	1,642,927	31,095
	SUB-TOTAL OPERATING	1,535,911	1,611,832	75,921	1,642,927	31,095
	Total Uses of Funds	1,535,911	1,611,832	75,921	1,642,927	31,095

Department: MYR : MAYOR

2014-2015 Original Budget	2015-2016 Proposed Budget	2015-2016 vs 2014-2015	2016-2017 Proposed Budget	2016-2017 vs 2015-2016
---------------------------------	---------------------------------	---------------------------	---------------------------------	---------------------------

Fund Summary

1G AGF	GENERAL FUND	79,720,099	62,395,334	(17,324,765)	64,662,135	2,266,801
2S GSF	GENERAL SERVICES SPECIAL REVENUE FUND	431,115	214,656	(216,459)	150,000	(64,656)
2S NDF	NEIGHBORHOOD DEVELOPMENT SPEC REV FD	981,170	34,495,839	33,514,669	1,208,236	(33,287,603)
2S ROF	LOW-MOD INCOME HOUSING ASSET FUND	9,035,968	9,272,000	236,032	7,500,000	(1,772,000)
Total Sources by Funds		90,168,352	106,377,829	16,209,477	73,520,371	(32,857,458)

Program Summary

FFC	AFFORDABLE HOUSING	62,292,138	73,342,373	11,050,235	40,332,770	(33,009,603)
FEA	CITY ADMINISTRATION	4,862,277	5,302,765	440,488	5,420,510	117,745
FAB	COMMUNITY INVESTMENT	8,252,156	11,563,728	3,311,572	11,349,477	(214,251)
CGD	CRIMINAL JUSTICE	8,095	8,099	4	8,099	
CAN	HOMELESS SERVICES	12,232,146	13,504,571	1,272,425	13,731,165	226,594
FAI	NEIGHBORHOOD SERVICES	402,994	406,650	3,656	414,992	8,342
FSP	OFFICE OF STRATEGIC PARTNERSHIPS	581,115	364,656	(216,459)	300,000	(64,656)
FEY	PUBLIC POLICY & FINANCE	1,537,431	1,704,232	166,801	1,782,603	78,371
FAY	TRANSITIONAL-AGED YOUTH BASELINE		180,755	180,755	180,755	
Total Uses by Program		90,168,352	106,377,829	16,209,477	73,520,371	(32,857,458)

Character Summary

001	SALARIES	5,117,262	5,775,457	658,195	5,974,655	199,198
013	MANDATORY FRINGE BENEFITS	2,297,142	2,389,389	92,247	2,428,731	39,342
020	OVERHEAD	614,202	1,588,695	974,493	910,092	(678,603)
021	NON PERSONNEL SERVICES	1,514,802	1,810,610	295,808	1,808,557	(2,053)
038	CITY GRANT PROGRAMS	21,550,279	34,946,352	13,396,073	26,812,946	(8,133,406)
039	OTHER SUPPORT & CARE OF PERSONS	20,934,063	20,769,091	(164,972)	21,763,513	994,422
040	MATERIALS & SUPPLIES	43,689	53,689	10,000	54,835	1,146
060	CAPITAL OUTLAY	2,950,968	2,372,000	(578,968)		(2,372,000)
06P	PROGRAMMATIC PROJECTS	30,889,488	35,151,329	4,261,841	10,112,980	(25,038,349)
070	DEBT SERVICE	3,125,000		(3,125,000)		
081	SERVICES OF OTHER DEPTS	1,131,457	1,521,217	389,760	1,538,281	17,064
091	OPERATING TRANSFERS OUT				2,115,781	2,115,781
Total Uses by Character		90,168,352	106,377,829	16,209,477	73,520,371	(32,857,458)

Department: MYR : MAYOR

2014-2015 Original Budget	2015-2016 Proposed Budget	2015-2016 vs 2014-2015	2016-2017 Proposed Budget	2016-2017 vs 2015-2016
---------------------------------	---------------------------------	---------------------------	---------------------------------	---------------------------

Sources of Funds Detail by Subobject

39899	OTHER CITY PROPERTY RENTALS	5,500,000	7,500,000	2,000,000	7,500,000	
45511	HEALTH/WELFARE SALES TAX ALLOCATION	1,070,000	1,110,000	40,000	1,120,000	10,000
45621	MOTOR VEH LIC FEE-REALIGNMENT FUND	20,000	20,000		20,000	
49997	CITY DEPTS REVENUE FROM OCII	3,535,968	10,748,310	7,212,342	683,345	(10,064,965)
78201	PRIVATE GRANTS	431,115	214,656	(216,459)	150,000	(64,656)
79945	LOAN REV-FEES	225,000	100,000	(125,000)	100,000	
79999	OTHER NON-OPERATING REVENUE	25,000	40,000	15,000	40,000	
80141	PROCEEDS FROM CERT OF PARTICIPATION	28,125,000		(28,125,000)		
865CH	EXP REC FR CHILD; YOUTH & FAM (AAO)	432,432	418,805	(13,627)	425,369	6,564
865DA	EXP REC FR DISTRICT ATTORNEY (AAO)	24,164	24,889	725	25,636	747
865ED	EXP REC FR EMERGENCY COMM. DEPT.	50,640	52,159	1,519	53,724	1,565
865HC	EXP REC FR COMM HEALTH SERVICE (AAO)	7,273,944	7,698,319	424,375	8,028,632	330,313
865PC	EXP REC FR POLICE COMMISSION (AAO)	101,389	104,431	3,042	107,564	3,133
865PD	EXP REC FR PUBLIC DEFENDER (AAO)	24,164	24,889	725	25,636	747
865PO	EXP REC FR PORT COMMISSION (AAO)	15,251	15,709	458	16,180	471
865PT	EXP REC FR PUBLIC TRANSPORTATION (AAO)	248,847	256,313	7,466	264,003	7,690
865RP	EXP REC FR REC & PARK (AAO)	18,090	18,633	543	19,192	559
865SS	EXP REC FR HUMAN SERVICES (AAO)	5,777,935	6,698,212	920,277	6,612,762	(85,450)
865TI	EXP REC FROM ISD (AAO)		306,275	306,275	313,700	7,425
865UC	EXP REC FR PUC (AAO)	292,987	301,777	8,790	310,830	9,053
87599	EXP REC UNALLOCATED (NON-AAO FDS)	219,146	132,828	(86,318)	99,948	(32,880)
9304Z	OTT FR 4D/ODS-OTHER DEBT SERVICE FUNDS		25,000,000	25,000,000		(25,000,000)
9501G	ITI FR 1G-GENERAL FUND	22,800,000	25,600,000	2,800,000	28,400,000	2,800,000
99999B	BEGINNING FUND BALANCE-BUDGET BASS	731,170	1,055,839	324,669	1,068,236	12,397
GFS (1)	GENERAL FUND SUPPORT	13,226,110	18,935,785	5,709,675	18,135,614	(800,171)
Total Sources by Funds		90,168,352	106,377,829	16,209,477	73,520,371	(32,857,458)

(1) This figure represents the nondepartmental (citywide) general fund revenues required to support the department's operations.

Uses of Funds Detail Appropriation

OPERATING:

1G AGF AAA: GF-NON-PROJECT-CONTROLLED

001	SALARIES	2,954,731	3,213,990	259,259	3,337,524	123,534
013	MANDATORY FRINGE BENEFITS	1,356,208	1,376,539	20,331	1,416,222	39,683
021	NON PERSONNEL SERVICES	133,001	162,001	29,000	163,996	1,995

Department: MYR : MAYOR

2014-2015 Original Budget	2015-2016 Proposed Budget	2015-2016 vs 2014-2015	2016-2017 Proposed Budget	2016-2017 vs 2015-2016
---------------------------------	---------------------------------	---------------------------	---------------------------------	---------------------------

Uses of Funds Detail Appropriation

OPERATING:						
1G AGF AAA: GF-NON-PROJECT-CONTROLLED						
038	CITY GRANT PROGRAMS	40,938	420,938	380,000	270,938	(150,000)
040	MATERIALS & SUPPLIES	43,689	53,689	10,000	54,835	1,146
060	CAPITAL OUTLAY		600,000	600,000		(600,000)
081	SERVICES OF OTHER DEPTS	715,325	1,154,393	439,068	1,169,150	14,757
	SUB-TOTAL 1G AGF AAA	5,243,892	6,981,550	1,737,658	6,412,665	(568,885)
	SUB-TOTAL OPERATING	5,243,892	6,981,550	1,737,658	6,412,665	(568,885)
ANNUAL PROJECTS:						
1G AGF AAP: GF-ANNUAL PROJECT						
PMOADB	BOARD ENHANCEMENTS	3,435,000	2,434,530	(1,000,470)	2,434,530	
PMOECB	EXCELSIOR & OMI CAPACITY BUILDING	100,000	100,000		100,000	
PMOELA	ELLIS ACT	92,408	120,784	28,376	123,501	2,717
PMOEPD	EVICTON PREVENTION COUNSELING	130,472	130,472		130,472	
PMOHCO	HOUSING COUNSELING	26,095	26,095		26,095	
PMOHSF	HOPE SF INITIATIVE	896,423	999,925	103,502	1,034,224	34,299
PMOHUD	GF CDBG AND HOPWA		2,383,713	2,383,713	2,383,713	
PMOIMS	MOH-IMMIGRANT SERVICES	512,835	741,651	228,816	741,651	
PMOIYS	IMMIGRATION & YOUTH SVCS	151,691	86,166	(65,525)	86,166	
PMOLCB	MOH-LOW INCOME CAPACITY BLDG	234,349	938,083	703,734	678,083	(260,000)
PMOLSO	MOCDC LEGAL SERVICES & INFO OUTREACH	945,323	945,815	492	947,513	1,698
PMOSIF	IMMIGRATION COMM RESPONSE NETWORK	218,622	218,622		218,622	
PMOSOE	SANCTUARY OUTREACH EDUCATION	85,000	85,000		85,000	
PMOTAY	MOHCD TRANSITIONAL AGE YOUTH BASELINE		179,379	179,379	179,379	
PMOTCE	TENANT COUNSELING AND EVICTION DEFENSE	100,000	484,000	384,000	484,000	
PMOWFA	OMI SERVICE CONNECTION	530,000	530,000		530,000	
PMY024	MAYOR'S SPECIAL/PROTOCOL FUNDS	25,000	25,000		25,000	
	SUB-TOTAL 1G AGF AAP	7,483,218	10,429,235	2,946,017	10,207,949	(221,286)
	SUB-TOTAL ANNUAL PROJECTS	7,483,218	10,429,235	2,946,017	10,207,949	(221,286)
CONTINUING PROJECTS:						
1G AGF ACP: GF-CONTINUING PROJECTS						
PGEQCT	PUBLIC SAFETY PROJECTS	5,000	5,000		5,000	
PMOACC	HOUSING ACCELERATOR		2,500,000	2,500,000	2,500,000	
PMOHOF	HOUSING TRUST FUND - MOH	50,925,000	25,600,000	(25,325,000)	28,400,000	2,800,000

Department: MYR : MAYOR

2014-2015 Original Budget	2015-2016 Proposed Budget	2015-2016 vs 2014-2015	2016-2017 Proposed Budget	2016-2017 vs 2015-2016
---------------------------------	---------------------------------	---------------------------	---------------------------------	---------------------------

Uses of Funds Detail Appropriation

CONTINUING PROJECTS:						
1G AGF ACP: GF-CONTINUING PROJECTS						
PMOLIH	LOW INCOME HOUSING	1,434,000		(1,434,000)		
PMY028	MAYOR'S SPECIAL/STRATEGIC PARTNERSHIP	150,000	150,000		150,000	
SUB-TOTAL 1G AGF ACP		52,514,000	28,255,000	(24,259,000)	31,055,000	2,800,000
2S NDF AHF: AFFORDABLE HOUSING FUND-FEES						
PMOAHF	AFFORDABLE HOUSING FUND-MOH	731,170	1,055,839	324,669	1,068,236	12,397
SUB-TOTAL 2S NDF AHF		731,170	1,055,839	324,669	1,068,236	12,397
2S NDF HPF: HOUSING PROGRAM FEES FUND-OR390-90						
PMOLAF	MOH LOAN ADMINISTRATION FEES	250,000	140,000	(110,000)	140,000	
SUB-TOTAL 2S NDF HPF		250,000	140,000	(110,000)	140,000	
2S ROF LMF: LMIHAF NON-BOND FUNDS						
PMOHAS	LOW-MOD HOUSING ASSETS	8,450,968	9,272,000	821,032	7,500,000	(1,772,000)
PMOPTA	MOH PROPERTY TAX HOUSING ADMIN	585,000		(585,000)		
SUB-TOTAL 2S ROF LMF		9,035,968	9,272,000	236,032	7,500,000	(1,772,000)
SUB-TOTAL CONTINUING PROJECTS		62,531,138	38,722,839	(23,808,299)	39,763,236	1,040,397
GRANTS:						
2S GSF GPC: GRANTS; PROJECT; CONTINUING						
MYPFSI	CA PAY FOR SUCCESS	281,115	64,656	(216,459)		(64,656)
MYSTRA	HAAS SR STRATEGIC	150,000	150,000		150,000	
SUB-TOTAL 2S GSF GPC		431,115	214,656	(216,459)	150,000	(64,656)
2S NDF GNC: GRANTS; NON-PROJECT; CONTINUING						
MORDBD	MOHCD REDEV BOND		8,300,000	8,300,000		(8,300,000)
SUB-TOTAL 2S NDF GNC			8,300,000	8,300,000		(8,300,000)
SUB-TOTAL GRANTS		431,115	8,514,656	8,083,541	150,000	(8,364,656)
WORK ORDERS/OVERHEAD:						
1G AGF WOF: GENERAL FUND WORK ORDER FUND						
MYR01	OFFICE OF THE MAYOR	1,743,843	2,065,668	321,825	2,089,011	23,343
MYR17	HOUSING/NEIGHBORHOODS	12,735,146	14,663,881	1,928,735	14,897,510	233,629
SUB-TOTAL 1G AGF WOF		14,478,989	16,729,549	2,250,560	16,986,521	256,972
SUB-TOTAL WORK ORDERS/OVERHEAD		14,478,989	16,729,549	2,250,560	16,986,521	256,972

Department: MYR : MAYOR

2014-2015 Original Budget	2015-2016 Proposed Budget	2015-2016 vs 2014-2015	2016-2017 Proposed Budget	2016-2017 vs 2015-2016
---------------------------------	---------------------------------	---------------------------	---------------------------------	---------------------------

Uses of Funds Detail Appropriation

:				
2S NDF HT1: HOUSING TRUST C.O.P. FUND				
MYR17 AFFORDABLE HOUSING C.O.P.		25,000,000	25,000,000	(25,000,000)
SUB-TOTAL 2S NDF HT1		25,000,000	25,000,000	(25,000,000)
SUB-TOTAL		25,000,000	25,000,000	(25,000,000)
Total Uses of Funds	90,168,352	106,377,829	16,209,477	73,520,371
				(32,857,458)

Department: MTA : MUNICIPAL TRANSPORTATION AGENCY

2014-2015 Original Budget	2015-2016 Proposed Budget	2015-2016 vs 2014-2015	2016-2017 Proposed Budget	2016-2017 vs 2015-2016
---------------------------------	---------------------------------	---------------------------	---------------------------------	---------------------------

Fund Summary

5M AAA	MUNI-OPERATING FUND	751,641,840	773,783,794	22,141,954	772,350,776	(1,433,018)
5M CPF	MUNI-CAPITAL PROJECTS FUND	500,000	29,910,000	29,410,000	23,750,000	(6,160,000)
5N AAA	PTC-OPERATING FUND	136,584,283	136,186,609	(397,674)	136,709,654	523,045
5N CPF	PTC-CAPITAL PROJECTS FUND	5,796,621	25,735,621	19,939,000	11,626,621	(14,109,000)
5O AAA	TAXI COMMISSION-OPERATING FUND	5,246,590	5,376,996	130,406	5,452,721	75,725
5X OPF	OFF STREET PARKING OPERATING FUND	48,132,419	49,206,162	1,073,743	46,338,188	(2,867,974)
Total Sources by Funds		947,901,753	1,020,199,182	72,297,429	996,227,960	(23,971,222)

Program Summary

BEV	ACCESSIBLE SERVICES	22,275,991	22,286,102	10,111	22,314,719	28,617
BE1	ADMINISTRATION	80,247,346	86,232,847	5,985,501	84,778,079	(1,454,768)
BEG	AGENCY WIDE EXPENSES	92,813,575	81,978,044	(10,835,531)	76,892,239	(5,085,805)
BE7	CAPITAL PROGRAMS & CONSTRUCTION	6,296,621	15,046,621	8,750,000	9,046,621	(6,000,000)
BEB	DEVELOPMENT AND PLANNING	1,284,486	1,290,874	6,388	1,311,986	21,112
BE9	MTA DEVELOPMENT IMPACT FEE		14,719,000	14,719,000		(14,719,000)
BE2	PARKING & TRAFFIC	88,285,124	91,684,259	3,399,135	91,415,312	(268,947)
BE5	PARKING GARAGES & LOTS	48,132,419	49,206,162	1,073,743	46,338,188	(2,867,974)
BE8	POP GROWTH GF ALLOC CAPITAL PROJECTS		25,880,000	25,880,000	26,330,000	450,000
BEN	RAIL & BUS SERVICES	529,114,227	554,333,966	25,219,739	562,534,868	8,200,902
BE3	SECURITY, SAFETY, TRAINING & ENFORCEMENT	74,205,374	72,164,311	(2,041,063)	69,813,227	(2,351,084)
BE6	TAXI SERVICES	5,246,590	5,376,996	130,406	5,452,721	75,725
Total Uses by Program		947,901,753	1,020,199,182	72,297,429	996,227,960	(23,971,222)

Character Summary

001	SALARIES	391,166,266	418,439,741	27,273,475	434,644,917	16,205,176
013	MANDATORY FRINGE BENEFITS	211,783,311	210,287,397	(1,495,914)	212,007,691	1,720,294
020	OVERHEAD	109,695,630	115,790,463	6,094,833	117,819,676	2,029,213
021	NON PERSONNEL SERVICES	189,889,547	177,858,712	(12,030,835)	182,800,323	4,941,611
040	MATERIALS & SUPPLIES	79,018,137	82,400,130	3,381,993	77,373,363	(5,026,767)
060	CAPITAL OUTLAY	24,330,518	71,316,112	46,985,594	35,376,621	(35,939,491)
070	DEBT SERVICE	12,000,000	15,000,000	3,000,000	15,000,000	
079	ALLOCATED CHARGES	(25,994,576)	(25,993,308)	1,268	(25,871,656)	121,652
081	SERVICES OF OTHER DEPTS	62,726,209	62,053,393	(672,816)	64,373,696	2,320,303

Department: MTA : MUNICIPAL TRANSPORTATION AGENCY

2014-2015 Original Budget	2015-2016 Proposed Budget	2015-2016 vs 2014-2015	2016-2017 Proposed Budget	2016-2017 vs 2015-2016
---------------------------------	---------------------------------	---------------------------	---------------------------------	---------------------------

Character Summary

091	OPERATING TRANSFERS OUT	153,329,210	163,092,183	9,762,973	154,535,015	(8,557,168)
095	INTRAFUND TRANSFERS OUT	6,810,000	12,940,000	6,130,000	2,881,614	(10,058,386)
098	UNAPPROPRIATED REVENUE-DESIGNATED		8,314,000	8,314,000		(8,314,000)
ELU	TRANSFER ADJUSTMENTS-USERS	(266,852,499)	(291,299,641)	(24,447,142)	(274,713,300)	16,586,341
Total Uses by Character		947,901,753	1,020,199,182	72,297,429	996,227,960	(23,971,222)

Sources of Funds Detail by Subsubject

20230	OTHER TAXI PERMIT FEES	220,000	220,000		220,000	
20231	TAXI MEDALLION SALES	10,000,000	10,000,000		10,000,000	
20233	OTHER TAXI PERMIT RENEWAL FEES	2,060,000	2,090,000	30,000	2,090,000	
20234	TAXI NEW DRIVER PERMITS	104,560	110,000	5,440	110,000	
20236	TAXI DRIVER PERMIT RENEWAL FEES	590,000	600,000	10,000	600,000	
20237	COLOR SCHEME PERMIT - LEASE PYMT	1,190,000	1,210,000	20,000	1,210,000	
20311	TRUCK PERMITS	46,818	50,000	3,182	50,000	
20330	NEIGHBORHOOD PARKING PERMITS	9,470,000	9,610,000	140,000	9,610,000	
20331	SPECIAL TRAFFIC PERMIT	408,000	410,000	2,000	410,000	

Department: MTA : MUNICIPAL TRANSPORTATION AGENCY

2014-2015 Original Budget	2015-2016 Proposed Budget	2015-2016 vs 2014-2015	2016-2017 Proposed Budget	2016-2017 vs 2015-2016
---------------------------------	---------------------------------	---------------------------	---------------------------------	---------------------------

Sources of Funds Detail by Subobject

25111	RED LIGHT FINE - CAMERA VIOLATION	1,260,000	1,280,000	20,000	1,280,000
25112	RED LIGHT FINE - POLICE TICKET ISSUANCE	504,000	510,000	6,000	510,000
25120	TRAFFIC FINES - PARKING	82,417,180	82,820,000	402,820	82,820,000
25130	TRAFFIC FINES - BOOT PROGRAM	1,560,600	1,580,000	19,400	1,580,000
25160	SAFE PATH OF TRAVEL	10,200	10,000	(200)	10,000
25305	PROOF OF PAYMENT FEES	2,500,000	2,580,000	80,000	2,580,000
25306	TAXI ENFORCEMENT-PERMIT HOLDERS FINES	70,000	70,000		70,000
30150	INTEREST EARNED - POOLED CASH	2,030,000	2,060,000	30,000	2,060,000
35110	PARKING METER COLLECTIONS	37,765,661	38,397,319	631,658	38,397,319
35111	PARKING METER CARD	6,391,823	6,500,000	108,177	6,500,000
35113	CONSTRUCTION PARKING METER FEE	436,968	440,000	3,032	440,000
35211	GOLDEN GATEWAY GARAGE	7,231,651	7,231,651		7,231,651
35212	LOMBARD GARAGE	898,399	916,366	17,967	916,366
35213	MISSION BARTLETT GARAGE	2,067,663	2,109,016	41,353	2,109,016
35214	MOSCONE CENTER GARAGE	2,988,487	3,048,257	59,770	3,048,257
35215	PERFORMING ARTS GARAGE	2,593,111	2,593,111		2,593,111
35216	POLK-BUSH GARAGE	504,192	504,192		504,192
35217	SEVENTH & HARRISON LOT	320,327	320,327		320,327
35218	ST. MARY'S GARAGE	2,604,284	2,656,370	52,086	2,656,370
35220	VALLEJO ST. GARAGE	819,843	819,843		819,843
35221	NORTH BEACH GARAGE	1,506,435	1,581,757	75,322	1,581,757
35223	SUTTER-STOCKTON GARAGE-UPTOWN PKG.	5,864,649	7,320,482	1,455,833	7,320,482
35227	SFGH CAMPUS GARAGE	3,705,871	3,705,871		3,705,871
35230	LOMBARD - RETAIL	293,607	299,479	5,872	299,479
35232	EMPLOYEE PARKING	107,120	110,000	2,880	110,000
35233	16TH & HOFF PARKING GARAGE REVENUE	679,447	693,036	13,589	693,036
35235	EMPLOYEE PARKING/OTHER CITY DEPARTMENTS	960,000	970,000	10,000	970,000
35241	MOSCONE RETAIL	59,160	60,343	1,183	60,343
35242	PERFORMING ARTS RETAIL	117,300	119,646	2,346	119,646
35249	JAPAN CENTER GARAGES	1,411,026	1,432,191	21,165	1,432,191
35282	5TH & MISSION GARAGE	19,696,444	19,696,444		19,696,444
35283	ELLIS-O'FARRELL GARAGE	5,823,649	5,823,649		5,823,649
35284	POLK BUSH RETAIL	71,400	72,828	1,428	72,828
35285	VALLEJO RETAIL	91,800	93,636	1,836	93,636
35288	GOLDEN GATEWAY GARAGE-COMMERCIAL	51,000	52,020	1,020	52,020
35289	PIERCE STREET GARAGE-COMMERCIAL	50,000	50,000		50,000

Department: MTA : MUNICIPAL TRANSPORTATION AGENCY

2014-2015 Original Budget	2015-2016 Proposed Budget	2015-2016 vs 2014-2015	2016-2017 Proposed Budget	2016-2017 vs 2015-2016
---------------------------------	---------------------------------	---------------------------	---------------------------------	---------------------------

Sources of Funds Detail by Subobject

35290	SFGH GARAGE-COMMERICAL	142,800	145,656	2,856	145,656	
35291	SAINT MARY'S SQ GARAGE-COMMERICAL	9,660	10,500	840	10,500	
35292	5TH & MISSION GARAGE-COMMERCIAL	1,326,000	1,352,520	26,520	1,352,520	
35293	ELLIS-O'FARREL GARAGE-COMMERCIAL	660,000	675,000	15,000	675,000	
39899	OTHER CITY PROPERTY RENTALS	2,860,000	2,900,000	40,000	2,900,000	
41101	TRANSIT OPERATING ASSISTANCE(FEDERAL)	3,810,000	3,890,000	80,000	3,890,000	
46219	GAS TAX ADJUSTMENT BETWEEN DPW & MTA	2,830,000	2,870,000	40,000	2,870,000	
47101	STATE SALES TAX(AB1107)	36,260,000	37,260,000	1,000,000	37,260,000	
49101	TDA SALES TAX-OPERATING	38,000,000	39,530,000	1,530,000	39,530,000	
49102	SF TRANSPORTATION AUTHORITY	8,160,000	8,280,000	120,000	8,280,000	
49103	BART ADA	1,020,000	1,040,000	20,000	1,040,000	
49104	BRIDGE TOLLS-OPERATING	2,687,000	2,730,000	43,000	2,730,000	
49105	STA-OPERATING	34,969,100	35,490,000	520,900	35,490,000	
49106	STA-PARATRANSIT	881,000	890,000	9,000	890,000	
60169	CURB PAINTING FEES	816,000	830,000	14,000	830,000	
60170	TEMPORARY SIGN FEES	1,450,000	1,470,000	20,000	1,470,000	
60652	STREET CLOSING FEE	156,060	160,000	3,940	160,000	
60687	CONTRACTOR'S PER TOW FEE	1,122,000	1,140,000	18,000	1,140,000	
60688	ABANDONED VEHICLE FEE	400,000	400,000		400,000	
60689	TOW SURCHARGE FEE	8,843,400	8,980,000	136,600	8,980,000	
60699	OTHER PUBLIC SAFETY CHARGES	153,000	160,000	7,000	160,000	
66101	ADULT MONTHLY PASS	26,700,879	25,100,000	(1,600,879)	25,100,000	
66102	REGIONAL TRANSIT STICKER	1,127,916	1,160,000	32,084	1,160,000	
66103	MUNI FEEDER SERVICE TO BART STATIONS	2,600,000	2,680,000	80,000	2,680,000	
66104	YOUTH MONTHLY PASS	255,000	270,000	15,000	270,000	
66105	SENIOR MONTHLY PASS	4,760,000	2,125,000	(2,635,000)	2,125,000	
66109	CLASS PASS STICKER	1,610,000	1,660,000	50,000	1,660,000	
66110	LIFELINE PASS	8,350,000	8,600,000	250,000	8,600,000	
66111	CITY PASS	1,050,000	1,080,000	30,000	1,080,000	
66112	DISABLED MONTHLY STICKER	1,770,000	850,000	(920,000)	850,000	
66113	MUNI-ONLY ADULT MONTHLY PASS	44,880,000	44,730,000	(150,000)	46,230,000	1,500,000
66201	1 DAY PASSPORT-CABLE CAR	4,527,780	4,660,000	132,220	4,660,000	
66203	3 DAY PASSPORT-CABLE CAR	5,163,240	5,320,000	156,760	5,320,000	
66207	7 DAY PASSPORT-CABLE CAR	2,416,380	2,490,000	73,620	2,490,000	
66222	SINGLE RIDE CABLE CAR TICKET	4,429,860	4,560,000	130,140	4,560,000	
66295	CABLE CAR CASH - CONDUCTORS	9,271,800	9,550,000	278,200	9,550,000	

Department: MTA : MUNICIPAL TRANSPORTATION AGENCY

2014-2015 Original Budget	2015-2016 Proposed Budget	2015-2016 vs 2014-2015	2016-2017 Proposed Budget	2016-2017 vs 2015-2016
---------------------------------	---------------------------------	---------------------------	---------------------------------	---------------------------

Sources of Funds Detail by Subsubject

66301	TRANSIT CASH FARES	77,430,000	78,226,000	796,000	79,850,000	1,624,000
66302	BART/MUNI TRANSFERS	250,000	260,000	10,000	260,000	
66304	DISCOUNT SINGLE RIDE TICKET BOOKLET	90,551	90,000	(551)	90,000	
66306	SPECIAL EVENT CASH FARE	130,000	130,000		130,000	
66401	TRANSIT SPECIAL SERVICE	10,200	10,000	(200)	10,000	
66502	VEHICLE ADVERTISING	5,310,000	5,390,000	80,000	5,390,000	
66503	BART/STATION ADVERTISING	1,140,000	1,160,000	20,000	1,160,000	
66504	TRANSIT SHELTER ADVERTISING	12,793,509	13,580,000	786,491	13,580,000	
66601	TRANSIT TOKENS	3,605,700	3,710,000	104,300	3,710,000	
66701	PARATRANSIT REVENUE	1,164,541	1,200,000	35,459	1,200,000	
66999	MISC TRANSIT OPERATING REVENUES	3,440,000	3,440,000		3,440,000	
69902	ONLINE COMPUTER TRANSACTION FEES	1,275,000		(1,275,000)		
69912	MISCELLANEOUS TAXI REVENUES	10,000	10,000		10,000	
69999	OTHER OPERATING REVENUE	5,000	6,000	1,000	6,000	
75415	COMMUNITY IMPROVEMENT IMPACT FEE	1,250,000	16,719,000	15,469,000	4,000,000	(12,719,000)
865AC	EXP REC FR AIRPORT (AAO)	40,000	40,000		40,000	
865AD	EXP REC FR ADMINISTRATIVE SERVICES (AAO)	25,000	25,000		25,000	
865CA	EXP REC FR ADM (AAO)	150,000	150,000		150,000	
865CD	EXP REC FR CHILD SUPPORT SERVICES(AAO)	7,200	7,200		7,200	
865EV	EXP REC FR ENVIRONMENT (AAO)	36,000	36,000		36,000	
865PC	EXP REC FR POLICE COMMISSION (AAO)	10,000	10,000		10,000	
865PO	EXP REC FR PORT COMMISSION (AAO)	1,295,500	1,129,000	(166,500)	1,129,000	
865PW	EXP REC FR PUBLIC WORKS (AAO)	5,000	5,000		5,000	
865RG	EXP REC FR REGISTRAR OF VOTERS (AAO)	48,000	78,000	30,000	53,466	(24,534)
865SS	EXP REC FR HUMAN SERVICES (AAO)	723,894	723,894		723,894	
865UC	EXP REC FR PUC (AAO)	72,409	72,409		72,409	
865WP	EXP REC FR CLEANWATER (AAO)	300,000	300,000		300,000	
87599	EXP REC-UNALLOCATED (NON-AAO FDS)	106,706,089	115,260,258	8,554,169	117,289,471	2,029,213
9301G	OTI FR 1G-GENERAL FUND	67,900,000	71,800,000	3,900,000	73,800,000	2,000,000
9305M	OTI FR 5M-MUNI RAILWAY FUNDS	5,046,621	5,046,621		4,446,621	(600,000)
9305N	OTI FR 5N-PARKING & TRAFFIC FUNDS	122,663,833	131,768,529	9,104,696	124,019,112	(7,749,417)
9305O	OTI FR 5O-TAXI COMMISSION FUND	9,077,970	9,013,004	(64,966)	8,937,279	(75,725)
9305P	OTI FR 5P-PORT COMMISSION FUND	1,010,000	1,050,000	40,000	1,050,000	
9305X	OTI FR 5X - PARKING GARAGES FUNDS	16,540,786	17,264,029	723,243	17,132,003	(132,026)
930MT	TRANSFER IN FOR MTA POPULATION BASELINE		25,880,000	25,880,000	28,720,000	2,840,000
9505M	ITI FR 5M-PTC-MUNI RAILWAY FUNDS	6,810,000	12,940,000	6,130,000	2,881,614	(10,058,386)

Department: MTA : MUNICIPAL TRANSPORTATION AGENCY

2014-2015 Original Budget	2015-2016 Proposed Budget	2015-2016 vs 2014-2015	2016-2017 Proposed Budget	2016-2017 vs 2015-2016
---------------------------------	---------------------------------	---------------------------	---------------------------------	---------------------------

Sources of Funds Detail by Subobject

99999B	BEGINNING FUND BALANCE-BUDGET BASIS	35,500,000	35,402,369	(97,631)	9,710,681	(25,691,688)
ELIMSD	TRANSFER ADJUSTMENTS-SOURCES	(266,852,499)	(291,299,641)	(24,447,142)	(274,713,300)	16,586,341
GFS (1)	GENERAL FUND SUPPORT	247,860,000	271,700,000	23,840,000	278,200,000	6,500,000
Total Sources by Funds		947,901,854	1,020,199,182	72,297,328	996,227,960	(23,971,222)

(1) This figure represents the nondepartmental (citywide) general fund revenues required to support the department's operations.

Uses of Funds Detail Appropriation

OPERATING:

5M AAA AAA: MUNI-OPERATING-NON-PROJ-CONTROLLED FD

001	SALARIES	323,647,038	345,994,378	22,347,340	360,258,264	14,263,886
013	MANDATORY FRINGE BENEFITS	149,149,180	148,611,428	(537,752)	147,618,684	(992,744)
020	OVERHEAD	87,887,595	92,645,654	4,758,059	94,239,241	1,593,587
021	NON PERSONNEL SERVICES	112,467,395	98,704,027	(13,763,368)	103,645,638	4,941,611
040	MATERIALS & SUPPLIES	67,119,100	68,497,093	1,377,993	65,470,326	(3,026,767)
060	CAPITAL OUTLAY	1,260,826	3,317,963	2,057,137		(3,317,963)
079	ALLOCATED CHARGES	(18,800,298)	(18,800,298)		(18,800,298)	
081	SERVICES OF OTHER DEPTS	16,411,004	17,047,145	636,141	17,654,928	607,783
091	OPERATING TRANSFERS OUT	5,046,621	5,046,621		4,446,621	(600,000)
095	INTRAFUND TRANSFERS OUT		6,050,000	6,050,000	(1,790,000)	(7,840,000)
098	UNAPPROPRIATED REVENUE-DESIGNATED		5,374,000	5,374,000		(5,374,000)
ELU	TRANSFER ADJUSTMENTS-USES	(5,046,621)	(11,096,621)	(6,050,000)	(2,656,621)	8,440,000
SUB-TOTAL 5M AAA AAA		739,141,840	761,391,390	22,249,550	770,086,783	8,695,393

5N AAA AAA: PTC-OPERATING-NON-PROJ-CONTROLLED FD

001	SALARIES	42,658,404	44,578,336	1,919,932	45,739,891	1,161,555
013	MANDATORY FRINGE BENEFITS	23,970,019	23,309,435	(660,584)	23,849,137	539,702
020	OVERHEAD	15,845,247	16,707,845	862,598	17,019,783	311,938
021	NON PERSONNEL SERVICES	37,140,123	37,678,328	538,205	37,678,328	
040	MATERIALS & SUPPLIES	5,619,226	5,619,226		5,619,226	
060	CAPITAL OUTLAY	2,304,871	377,016	(1,927,855)		(377,016)
079	ALLOCATED CHARGES	(716,293)	(716,293)		(716,293)	
081	SERVICES OF OTHER DEPTS	9,762,686	7,352,716	(2,409,970)	7,519,582	166,866
091	OPERATING TRANSFERS OUT	118,163,833	126,806,739	8,642,906	122,651,289	(4,155,450)
098	UNAPPROPRIATED REVENUE-DESIGNATED		1,280,000	1,280,000		(1,280,000)

Department: MTA : MUNICIPAL TRANSPORTATION AGENCY

2014-2015 Original Budget	2015-2016 Proposed Budget	2015-2016 vs 2014-2015	2016-2017 Proposed Budget	2016-2017 vs 2015-2016
---------------------------------	---------------------------------	---------------------------	---------------------------------	---------------------------

Uses of Funds Detail Appropriation

OPERATING:

5N AAA AAA: PTC-OPERATING-NON-PROJ-CONTROLLED FD

ELU	TRANSFER ADJUSTMENTS-USSES	(118,163,833)	(126,806,739)	(8,642,906)	(122,651,289)	4,155,450
	SUB-TOTAL 5N AAA AAA	136,584,283	136,186,609	(397,674)	136,709,654	523,045

5N AAA PSF: PARKING & TRAFFIC PERSONNEL FUND

001	SALARIES	2,000	2,000		2,000	
013	MANDATORY FRINGE BENEFITS	2,000,158	2,000,158		2,000,158	
079	ALLOCATED CHARGES	(2,002,158)	(2,002,158)		(2,002,158)	
	SUB-TOTAL 5N AAA PSF					

5O AAA AAA: TAXI COMMISS-OPER-NON-PROJ-CONTROLLED FD

001	SALARIES	1,427,456	1,580,511	153,055	1,625,537	45,026
013	MANDATORY FRINGE BENEFITS	674,865	684,086	9,221	694,445	10,359
020	OVERHEAD	744,861	812,816	67,955	832,325	19,509
021	NON PERSONNEL SERVICES	1,550,112	1,450,327	(99,785)	1,450,327	
040	MATERIALS & SUPPLIES	135,800	135,800		135,800	
081	SERVICES OF OTHER DEPTS	713,496	713,456	(40)	714,287	831
091	OPERATING TRANSFERS OUT	9,077,970	9,013,004	(64,966)	8,937,279	(75,725)
ELU	TRANSFER ADJUSTMENTS-USSES	(9,077,970)	(9,013,004)	64,966	(8,937,279)	75,725
	SUB-TOTAL 5O AAA AAA	5,246,590	5,376,996	130,406	5,452,721	75,725

5X OPF AAA: OFF-STREET PARKING OPERATING-NON PROJ

001	SALARIES	1,024,854	1,060,655	35,801	1,091,720	31,065
013	MANDATORY FRINGE BENEFITS	416,970	391,608	(25,362)	392,400	792
020	OVERHEAD	5,217,927	5,624,148	406,221	5,728,327	104,179
021	NON PERSONNEL SERVICES	27,928,794	28,655,438	726,644	28,655,438	
040	MATERIALS & SUPPLIES	10,622	10,622		10,622	
070	DEBT SERVICE	10,000,000	10,000,000		10,000,000	
081	SERVICES OF OTHER DEPTS	533,252	463,691	(69,561)	459,681	(4,010)
091	OPERATING TRANSFERS OUT	16,540,786	17,264,029	723,243	17,132,003	(132,026)
ELU	TRANSFER ADJUSTMENTS-USSES	(16,540,786)	(17,264,029)	(723,243)	(17,132,003)	132,026
	SUB-TOTAL 5X OPF AAA	45,132,419	46,206,162	1,073,743	46,338,188	132,026

	SUB-TOTAL OPERATING	926,105,132	949,161,157	23,056,025	958,587,346	9,426,189
--	----------------------------	--------------------	--------------------	-------------------	--------------------	------------------

Department: MTA : MUNICIPAL TRANSPORTATION AGENCY

2014-2015 Original Budget	2015-2016 Proposed Budget	2015-2016 vs 2014-2015	2016-2017 Proposed Budget	2016-2017 vs 2015-2016
---------------------------------	---------------------------------	---------------------------	---------------------------------	---------------------------

Uses of Funds Detail Appropriation

CONTINUING PROJECTS:

5M AAA ACP: MUNI-CONTINUING PROJ-OPERATING FD

CPT714	MTA ENTERPRISE ASSET MANAGEMENT SYSTEM	5,000,000	4,989,713	(10,287)	2,263,671	(2,726,042)
CPT715	MTA-WIDE EQUIPMENT PURCHASE PROJECT	3,000,000	3,000,000			(3,000,000)
CPT716	MTA-WIDE FACILITIES PROJECT	4,500,000	4,402,369	(97,631)		(4,402,369)
GPT115	MUNI IMPROVEMENT FUND		322	322	322	
SUB-TOTAL 5M AAA ACP		12,500,000	12,392,404	(107,596)	2,263,993	(10,128,411)

5M CPF LOC: MUNI-CAPITAL PROJECTS-LOCAL FUND

CPT640	VAN NESS BUS RAPID TRANSIT		500,000	500,000		(500,000)
CPT713	PROCUREMNT OF 30;40 & 60 FT HYBRID BUSES		19,410,000	19,410,000	19,750,000	340,000
CPT762	PROCUREMENT OF NEW LIGHT RAIL VEHICLES		8,000,000	8,000,000		(8,000,000)
CPT995	TRANSPORTN CAPITAL INFRASTRUCTURE ACCT	500,000	2,000,000	1,500,000	4,000,000	2,000,000
SUB-TOTAL 5M CPF LOC		500,000	29,910,000	29,410,000	23,750,000	(6,160,000)

5N CPF LOC: PTC-CAPITAL PROJECTS-LOCAL FUND

CPKF88	MARKET STREET GREEN LANES	750,000		(750,000)		
CPKF89	68K045 TSIP PROJECTS-SOGR	4,000,000	4,000,000		4,000,000	
CPKF90	TSIP PROJECTS - PEDESTRIAN	1,046,621	1,046,621		1,046,621	
CPKH23	EASTERN NEIGHBORHOOD-16TH STREET		5,619,000	5,619,000		(5,619,000)
CPKH24	EASTERN NEIGHBORHOOD-FOLSOM & HOWARD ST.		4,500,000	4,500,000		(4,500,000)
CPKH25	EASTERN NEIGHBORHOOD-PED ENHANCEMENTS		1,000,000	1,000,000		(1,000,000)
CPKH26	MARKET OCTAVIA-MUNI FORWARD		300,000	300,000		(300,000)
CPKH27	MARKET OCTAVIA-PAGE ST GREEN CONNECTION		1,500,000	1,500,000		(1,500,000)
CPKH28	MARKET OCTAVIA-STREETScape ENHANCEMENT		1,000,000	1,000,000		(1,000,000)
CPKH29	VISITACION VALLEY-PED;BIKE & STREETScape		300,000	300,000		(300,000)
CPKH30	GF POP BASED-WALKFIRST PROJECTS		931,546	931,546	1,012,300	80,754
CPKH31	GF POP BASED-BIKE & FACILITY SPOT IMPRVM		931,546	931,546	1,012,300	80,754
CPKH32	GF POP BASED-FOLLOW THE PAVING		1,812,299	1,812,299	1,518,450	(293,849)
CPKH33	GF POP BASED-SIGNAL CONTROLLERS		1,397,299	1,397,299	1,518,450	121,151
CPKH34	GF POP BASED-RED LIGHT CAMERA		931,546	931,546	1,012,320	80,774
CPKH35	GF POP BASED-SCHOOL RELATED IMPROVEMENTS		465,764	465,764	506,180	40,416
SUB-TOTAL 5N CPF LOC		5,796,621	25,735,621	19,939,000	11,626,621	(14,109,000)

Department: MTA : MUNICIPAL TRANSPORTATION AGENCY

2014-2015 Original Budget	2015-2016 Proposed Budget	2015-2016 vs 2014-2015	2016-2017 Proposed Budget	2016-2017 vs 2015-2016
---------------------------------	---------------------------------	---------------------------	---------------------------------	---------------------------

Uses of Funds Detail Appropriation

CONTINUING PROJECTS:

5X OPF ACP: OFF STREET PARKING CONTINUING PROJ FD

CPKG42	MTA OSP METER LOT INFRASTRUCTURE PROJECT	3,000,000	3,000,000			(3,000,000)
SUB-TOTAL 5X OPF ACP		3,000,000	3,000,000			(3,000,000)

SUB-TOTAL CONTINUING PROJECTS		21,796,621	71,038,025	49,241,404	37,640,614	(33,397,411)
--------------------------------------	--	-------------------	-------------------	-------------------	-------------------	---------------------

WORK ORDERS/OVERHEAD:

5M AAA OHF: MTA-GENERAL ADMINISTRATION OVERHEAD FUND

MTAAW	AW AGENCY WIDE	(49,219,497)	(53,777,412)	(4,557,915)	(52,003,484)	1,773,928
MTABD	BOARD OF DIRECTORS	591,346	595,549	4,203	607,756	12,207
MTACO	COMMUNICATIONS	5,123,057	5,298,041	174,984	5,375,208	77,167
MTAED	ED EXECUTIVE DIRECTOR	2,448,972	2,207,377	(241,595)	2,236,218	28,841
MTAFA	FIT FINANCE & INFO TECH	28,133,109	32,438,108	4,304,999	30,339,758	(2,098,350)
MTAGA	GOVERNMENT AFFAIRS	1,032,451	1,107,948	75,497	1,132,322	24,374
MTAHR	HUMAN RESOURCES	11,452,355	11,691,882	239,527	11,869,384	177,502
MTASS	SS SUSTAINABLE STREETS	438,207	438,507	300	442,838	4,331

SUB-TOTAL 5M AAA OHF						
SUB-TOTAL WORK ORDERS/OVERHEAD						
Total Uses of Funds		947,901,753	1,020,199,182	72,297,429	996,227,960	(23,971,222)

Department: POL : POLICE

2014-2015 Original Budget	2015-2016 Proposed Budget	2015-2016 vs 2014-2015	2016-2017 Proposed Budget	2016-2017 vs 2015-2016
---------------------------------	---------------------------------	---------------------------	---------------------------------	---------------------------

Fund Summary

1G AGF	GENERAL FUND	472,648,838	488,512,562	15,863,724	504,083,346	15,570,784
2S PPF	PUBLIC PROTECTION SPECIAL REVENUE FUND	6,300,230	6,093,926	(206,304)	6,170,379	76,453
5A AAA	SFIA-OPERATING FUND	49,894,105	53,344,782	3,450,677	55,512,865	2,168,083
7E GIF	GIFT FUND		500,000	500,000	500,000	
Total Sources by Funds		528,843,173	548,451,270	19,608,097	566,266,590	17,815,320

Program Summary

ACS	AIRPORT POLICE	49,894,105	53,344,782	3,450,677	55,512,865	2,168,083
ACB	INVESTIGATIONS	79,962,610	78,845,304	(1,117,306)	79,669,658	824,354
ACV	OFFICE OF CITIZEN COMPLAINTS	5,135,411	5,662,158	526,747	5,932,964	270,806
ACM	OPERATIONS AND ADMINISTRATION	81,755,904	88,326,345	6,570,441	88,031,691	(294,654)
ACX	PATROL	304,986,576	317,471,450	12,484,874	332,314,113	14,842,663
ACP	WORK ORDER SERVICES	7,108,567	4,801,231	(2,307,336)	4,805,299	4,068
Total Uses by Program		528,843,173	548,451,270	19,608,097	566,266,590	17,815,320

Character Summary

001	SALARIES	348,097,873	365,291,272	17,193,399	380,560,138	15,268,866
013	MANDATORY FRINGE BENEFITS	115,466,425	110,037,579	(5,428,846)	113,002,543	2,964,964
021	NON PERSONNEL SERVICES	14,332,324	13,936,898	(395,426)	13,936,899	1
038	CITY GRANT PROGRAMS	120,000		(120,000)		
040	MATERIALS & SUPPLIES	5,129,137	4,946,355	(182,782)	4,911,255	(35,100)
060	CAPITAL OUTLAY	5,816,847	4,286,810	(1,530,037)	3,042,192	(1,244,618)
06F	FACILITIES MAINTENANCE	132,000	137,000	5,000	143,327	6,327
06P	PROGRAMMATIC PROJECTS	400,000	4,168,000	3,768,000	3,218,000	(950,000)
081	SERVICES OF OTHER DEPTS	39,348,567	45,647,356	6,298,789	47,452,236	1,804,880
Total Uses by Character		528,843,173	548,451,270	19,608,097	566,266,590	17,815,320

Sources of Funds Detail by Subobject

20240	VEHICLE THEFT CRIMES-REVENUE	500,959	500,959		500,959	
25110	TRAFFIC FINES - MOVING	1,528,648	1,513,648	(15,000)	1,568,783	55,135
25230	PROBATION COSTS	2,000	2,000		2,000	
25930	TRAFFIC CODE LATE PENALTY	500,000	500,000		500,000	

Department: POL : POLICE

2014-2015 Original Budget	2015-2016 Proposed Budget	2015-2016 vs 2014-2015	2016-2017 Proposed Budget	2016-2017 vs 2015-2016
---------------------------------	---------------------------------	---------------------------	---------------------------------	---------------------------

Sources of Funds Detail by Subobject

30150	INTEREST EARNED - POOLED CASH	48,800	20,800	(28,000)	20,800	
44931	FEDERAL GRANTS PASS-THROUGH STATE/OTHER	1,080,885	608,262	(472,623)	608,262	
44932	FED-NARC FORFEITURES & SEIZURES	850,000	850,000		850,000	
44939	FEDERAL DIRECT GRANT	51,298	410,203	358,905	410,203	
44951	STATE-NARC FORFEITURES & SEIZURES	504,000	480,424	(23,576)	483,907	3,483
45999	STATE REVENUE ADJUSTMENT SUBOBJECT	25,000	25,000		25,000	
48311	PUBLIC SAFETY SALES TAX ALLOCATION	45,690,000	48,978,500	3,288,500	51,389,500	2,411,000
48999	OTHER STATE GRANTS & SUBVENTIONS	672,038	805,108	133,070	805,108	
49999	OTHER LOCAL/REGIONAL GRANTS	3,500	15,000	11,500	15,000	
60116	RECORDER-RE RECORDATION FEE	120,000	120,000		120,000	
60186	FINGERPRINTING FEES	26,000	11,164	(14,836)	11,164	
60197	10B ADM CODE OVERHEAD - POLICE	1,350,000	1,350,000		1,350,000	
60605	CAR PARK SOLICITATION	800,000	500,000	(300,000)	500,000	
60607	MASSAGE ESTABLISHMENT	30,000	15,000	(15,000)	15,000	
60612	SECOND HAND DEALER GENERAL	70,000	15,000	(55,000)	15,000	
60619	ALARM PERMIT	2,734,184	2,734,184		2,734,184	
60629	FALSE ALARM RESPONSE FEE	200,000	100,000	(100,000)	100,000	
60637	STREET SPACE	90,000	90,000		90,000	
60651	FORTUNE TELLER PERMIT FEES	1,500	1,500		1,500	
60694	POLICE ADM FEE - TRAFFIC OFFENDER PROG	250,000	250,000		250,000	
60696	POLICE PRESS PARKING PASS CHARGES	15,500	1,500	(14,000)	1,500	
60699	OTHER PUBLIC SAFETY CHARGES	509,413	330,000	(179,413)	330,000	
78101	GIFTS AND BEQUESTS		500,000	500,000	500,000	
865AC	EXP REC FR AIRPORT (AAO)	1,872,800	1,814,900	(57,900)	1,814,900	
865AD	EXP REC FR ADMINISTRATIVE SERVICES (AAO)	88,545	96,546	8,001	96,546	
865CF	EXP REC FR CONV FACILITIES MGMT (AAO)	85,000	85,000		85,000	
865CH	EXP REC FR CHILD;YOUTH & FAM (AAO)	313,836	313,836		313,836	
865CT	EXP REC FR CITY ATTORNEY (AAO)	425,000	650,000	225,000	650,000	
865DA	EXP REC FR DISTRICT ATTORNEY (AAO)	30,000	30,000		30,000	
865HC	EXP REC FR COMM HEALTH SERVICE (AAO)	50,000	50,000		50,000	
865LB	EXP REC FR PUBLIC LIBRARY (AAO)	310,814	313,469	2,655	313,469	
865PK	EXP REC FR PARKING & TRAFFIC (AAO)	2,829,363	220,000	(2,609,363)	220,000	
865PO	EXP REC FR PORT COMMISSION (AAO)	523,490	531,524	8,034	533,314	1,790
865PT	EXP REC FR PUBLIC TRANSPORTATION(AAO)	2,557,936	2,539,667	(18,269)	2,539,667	
865PW	EXP REC FR PUBLIC WORKS (AAO)	60,000	60,000		60,000	
865SS	EXP REC FR HUMAN SERVICES (AAO)	173,419	175,189	1,770	177,467	2,278

Department: POL : POLICE

2014-2015 Original Budget	2015-2016 Proposed Budget	2015-2016 vs 2014-2015	2016-2017 Proposed Budget	2016-2017 vs 2015-2016
---------------------------------	---------------------------------	---------------------------	---------------------------------	---------------------------

Sources of Funds Detail by Subsubject

865TY	EXP REC FR TAXICAB COMMISSION (AAO)	300,000	306,000	6,000	306,000	
865UC	EXP REC FR PUC (AAO)	320,000	300,000	(20,000)	300,000	
875AC	EXP REC FR AIRPORT (NON-AAO)		8,000	8,000	8,000	
99999B	BEGINNING FUND BALANCE-BUDGET BASIS	258,102	101,758	(156,344)	119,593	17,835
ELIMSD	TRANSFER ADJUSTMENTS-SOURCES	49,894,105	53,344,782	3,450,677	55,512,865	2,168,083
GFS (1)	GENERAL FUND SUPPORT	411,097,038	426,782,347	15,685,309	439,938,063	13,155,716
Total Sources by Funds		528,843,173	548,451,270	19,608,097	566,266,590	17,815,320

(1) This figure represents the nondepartmental (citywide) general fund revenues required to support the department's operations.

Uses of Funds Detail Appropriation

OPERATING:

1G AGF AAA: GF-NON-PROJECT-CONTROLLED

001	SALARIES	302,987,897	317,773,564	14,785,667	331,337,653	13,564,089
013	MANDATORY FRINGE BENEFITS	99,749,851	94,447,163	(5,302,688)	96,856,777	2,409,614
021	NON PERSONNEL SERVICES	10,698,613	10,774,463	75,850	10,774,463	
040	MATERIALS & SUPPLIES	4,792,448	4,722,548	(69,900)	4,722,548	
060	CAPITAL OUTLAY	4,616,847	2,992,810	(1,624,037)	2,487,192	(505,618)
081	SERVICES OF OTHER DEPTS	38,281,471	44,619,928	6,338,457	46,403,690	1,783,762
SUB-TOTAL 1G AGF AAA		461,127,127	475,330,476	14,203,349	492,582,323	17,251,847

5A AAA AAA: SFIA-OPERATING-NON-PROJ-CONTROLLED FD

001	SALARIES	35,707,129	38,946,506	3,239,377	40,571,602	1,625,096
013	MANDATORY FRINGE BENEFITS	14,186,976	14,398,276	211,300	14,941,263	542,987
SUB-TOTAL 5A AAA AAA		49,894,105	53,344,782	3,450,677	55,512,865	2,168,083

SUB-TOTAL OPERATING		511,021,232	528,675,258	17,654,026	548,095,188	19,419,930
----------------------------	--	--------------------	--------------------	-------------------	--------------------	-------------------

ANNUAL PROJECTS:

1G AGF AAP: GF-ANNUAL PROJECT

IPC236	VAR LOC-MISC FAC MAINT PROJ	110,000	115,000	5,000	120,227	5,227
PPC041	IT INVESTMENTS		3,768,000	3,768,000	3,018,000	(750,000)
PPC076	S.FRANCISCO SAFE;INC	690,000	790,000	100,000	790,000	
PPCA14	PLES - HUD/OIG OPERATION SAFE HOME	1,009,825	1,010,024	199	1,010,024	

Department: POL : POLICE

2014-2015 Original Budget	2015-2016 Proposed Budget	2015-2016 vs 2014-2015	2016-2017 Proposed Budget	2016-2017 vs 2015-2016
---------------------------------	---------------------------------	---------------------------	---------------------------------	---------------------------

Uses of Funds Detail Appropriation

ANNUAL PROJECTS:

1G AGF AAP: GF-ANNUAL PROJECT

PPCA44	D9 FOOT PATROL-2014 BOS ADDABCK	161,319	161,319		161,319	
	SUB-TOTAL 1G AGF AAP	1,971,144	5,844,343	3,873,199	5,099,570	(744,773)
	SUB-TOTAL ANNUAL PROJECTS	1,971,144	5,844,343	3,873,199	5,099,570	(744,773)

CONTINUING PROJECTS:

1G AGF ACP: GF-CONTINUING PROJECTS

CPC067	POL ENHANCEMENTS		250,000	250,000		(250,000)
CPC06R	POL FACILITY RENEWAL	400,000	250,000	(150,000)		(250,000)
CPCALC	ACADEMY LIGHTING AND CARPETING		174,000	174,000		(174,000)
CPCHAZ	HAZMAT ABATEMENT	22,000	22,000		23,100	1,100
CPCPLL	POLICE STATION PARKING LOT LIGHTING		55,000	55,000	55,000	
CPCPNT	POLICE STATION PAINTING		65,000	65,000		(65,000)
CPCSCU	POL STATION SECURITY CAMERA UPGRADES		200,000	200,000	200,000	
CPCSTA	GGP POLICE STABLES RENOVATION	500,000		(500,000)		
PCCADT	POLICE CADET - CITY MATCH		500,512	500,512	498,054	(2,458)
PPCCDW	COIT CRIME DATA WAREHOUSE PHASES 3-5	750,000	500,000	(250,000)	500,000	
PPCMOB	COIT MOBILE DEVICES FOR OFFICERS	250,000		(250,000)		
PPCVEH	COIT POL VEHICLE MODEM UPDGRADES	400,000	400,000		200,000	(200,000)
PRR023	POLICE 36% ALLOC REAL ESTATE REC FEE	120,000	120,000		120,000	
	SUB-TOTAL 1G AGF ACP	2,442,000	2,536,512	94,512	1,596,154	(940,358)

2S PPF PDC: SFPD-CRIMINALISTICS LAB FUND

PPC035	SFPD CRIME LAB	2,000	2,000		2,000	
	SUB-TOTAL 2S PPF PDC	2,000	2,000		2,000	

2S PPF PDD: DVROS REIMBURSEMENT FUND

PPCDVR	DVROS DEVELOPMENT & MAINTENANCE FUND	25,000	25,000		25,000	
	SUB-TOTAL 2S PPF PDD	25,000	25,000		25,000	

2S PPF PDF: SFPD-AUTOMATED FINGERPRINT ID FUND

PPCFPR	AUTOMATED FINGERPRINT ID	2,053,648	2,126,170	72,522	2,199,140	72,970
	SUB-TOTAL 2S PPF PDF	2,053,648	2,126,170	72,522	2,199,140	72,970

Department: POL : POLICE

2014-2015 Original Budget	2015-2016 Proposed Budget	2015-2016 vs 2014-2015	2016-2017 Proposed Budget	2016-2017 vs 2015-2016
---------------------------------	---------------------------------	---------------------------	---------------------------------	---------------------------

Uses of Funds Detail Appropriation

CONTINUING PROJECTS:

2S PPF PDN: SFPD-NARC FORF & ASSET SEIZURE FUND

PPCNFF	NARC FORFEITURE & ASSET SEIZURE	1,660,902	1,351,224	(309,678)	1,354,707	3,483
SUB-TOTAL 2S PPF PDN		1,660,902	1,351,224	(309,678)	1,354,707	3,483

2S PPF PDO: TRAFFIC OFFENDER FUND

PPC033	S F TRAFFIC OFFENDER PROGRAM	250,000	250,000		250,000	
SUB-TOTAL 2S PPF PDO		250,000	250,000		250,000	

2S PPF PDV: SFPD-VEHICLE THEFT CRIMES FUND

PPC027	VEHICLE THEFT CRIMES	500,959	500,959		500,959	
SUB-TOTAL 2S PPF PDV		500,959	500,959		500,959	

SUB-TOTAL CONTINUING PROJECTS		6,934,509	6,791,865	(142,644)	5,927,960	(863,905)
--------------------------------------	--	------------------	------------------	------------------	------------------	------------------

GRANTS:

2S PPF GNC: GRANTS; NON-PROJECT; CONTINUING

MYBYRN	BYRNE ANTI DRUG ABUSE ENFORCEMENT	83,743	134,573	50,830	134,573	
MYFJAG	FEDERAL BYRNE JUSTICE ASSISTANCE GRANT	51,298	54,588	3,290	54,588	
PCABC0	ABC GRANT ASSISTANCE PROGRAM	100,000	100,000		100,000	
PCFDBR	FORENSIC DNA BACKLOG REDUCTION PROGRAM	358,153	355,615	(2,538)	355,615	
PCHT09	HUMAN TRAFFICKING GRANT	200,000		(200,000)		
PCMMET	CALIFORNIA METHAMPHETAMINE GRANT	194,283	194,283		194,283	
PCOVER	COVERDELL TRAINING PROGRAM	12,661	13,689	1,028	13,689	
PCSAFE	PROJECT SAFE - POLICE	213,022	210,000	(3,022)	210,000	
PCSTEP	SELECTIVE TRAFFIC ENFORCEMENT PROGRAM	99,252		(99,252)		
PCTARG	TARGET LAW ENFORCEMENT GRANT	3,500	15,000	11,500	15,000	
PCVOID	OTS AVOID THE 8 CAMPAIGN	114,054	250,000	135,946	250,000	
SFCOPS	COPS PROGRAM -AB3229/AB1913	85,000	85,000		85,000	
SUB-TOTAL 2S PPF GNC		1,514,966	1,412,748	(102,218)	1,412,748	

2S PPF SRC: PUBLIC PROTECTION-STATE RECURRING GRANTS

PCLNF	LOCAL LAW ENFORCEMENT - AB1464	292,755	425,825	133,070	425,825	
SUB-TOTAL 2S PPF SRC		292,755	425,825	133,070	425,825	

Department: POL : POLICE

2014-2015 Original Budget	2015-2016 Proposed Budget	2015-2016 vs 2014-2015	2016-2017 Proposed Budget	2016-2017 vs 2015-2016
---------------------------------	---------------------------------	---------------------------	---------------------------------	---------------------------

Uses of Funds Detail Appropriation

GRANTS:				
7E GIF GIF: ETF-GIFT FUND				
PCADET	500,000	500,000	500,000	500,000
SUB-TOTAL 7E GIF GIF	500,000	500,000	500,000	500,000
SUB-TOTAL GRANTS	1,807,721	530,852	2,338,573	2,338,573
WORK ORDERS/OVERHEAD:				
1G AGF WOF: GENERAL FUND WORK ORDER FUND				
POL05	7,108,567	(2,307,336)	4,801,231	4,805,299
SUB-TOTAL 1G AGF WOF	7,108,567	(2,307,336)	4,801,231	4,805,299
SUB-TOTAL WORK ORDERS/OVERHEAD	7,108,567	(2,307,336)	4,801,231	4,805,299
Total Uses of Funds	528,843,173	19,608,097	548,451,270	566,266,590
				17,815,320

Department: PRT : PORT

2014-2015 Original Budget	2015-2016 Proposed Budget	2015-2016 vs 2014-2015	2016-2017 Proposed Budget	2016-2017 vs 2015-2016
---------------------------------	---------------------------------	---------------------------	---------------------------------	---------------------------

Fund Summary

5P AAA	PORT-OPERATING FUND	100,449,634	104,734,228	4,284,594	92,455,344	(12,278,884)
5P CPF	PORT-CAPITAL PROJECTS FUND	4,609,721		(4,609,721)		
5P SBH	SOUTH BEACH HARBOR	4,825,837	4,997,420	171,583	5,027,943	30,523
Total Sources by Funds		109,885,192	109,731,648	(153,544)	97,483,287	(12,248,361)

Program Summary

BKO	ADMINISTRATION	30,061,721	30,348,102	286,381	30,985,697	637,595
ECS	CAPITAL PROJECTS	1,220,224		(1,220,224)		
BK9	ENGINEERING & ENVIRONMENTAL	4,773,594	4,820,206	46,612	4,915,462	95,256
BKY	MAINTENANCE	45,986,566	49,608,580	3,622,014	36,383,516	(13,225,064)
BKD	MARITIME OPERATIONS & MARKETING	9,248,525	9,582,092	333,567	9,654,904	72,812
BAC	NON-GRANT CONSTRUCTION PROJECTS	3,389,497		(3,389,497)		
BKW	PLANNING & DEVELOPMENT	3,474,378	3,544,681	70,303	3,600,313	55,632
BKZ	REAL ESTATE & MANAGEMENT	11,730,687	11,827,987	97,300	11,943,395	115,408
Total Uses by Program		109,885,192	109,731,648	(153,544)	97,483,287	(12,248,361)

Character Summary

001	SALARIES	24,620,097	25,534,676	914,579	26,267,676	733,000
013	MANDATORY FRINGE BENEFITS	12,228,829	11,830,662	(398,167)	12,001,686	171,024
020	OVERHEAD	519,733	570,920	51,187	605,920	35,000
021	NON PERSONNEL SERVICES	11,446,224	11,527,282	81,058	11,552,282	25,000
040	MATERIALS & SUPPLIES	1,397,661	1,602,595	204,934	1,602,595	
060	CAPITAL OUTLAY	19,465,662	17,715,955	(1,749,707)	4,238,541	(13,477,414)
069	PROJECT CARRYFORWARD BUDGETS ONLY	1,220,224		(1,220,224)		
06F	FACILITIES MAINTENANCE	6,261,896	2,946,857	(3,315,039)	2,946,861	4
06P	PROGRAMMATIC PROJECTS	1,815,906	1,746,121	(69,785)	1,746,121	
070	DEBT SERVICE	9,396,259	9,295,159	(101,100)	9,295,159	
081	SERVICES OF OTHER DEPTS	15,076,881	15,447,892	371,011	15,932,747	484,855
091	OPERATING TRANSFERS OUT	1,041,713	1,081,713	40,000	1,081,713	
095	INTRAFUND TRANSFERS OUT	16,742,789	16,908,430	165,641	4,662,011	(12,246,419)
098	UNAPPROPRIATED REVENUE-DESIGNATED	5,394,107	10,431,816	5,037,709	10,211,986	(219,830)
ELU	TRANSFER ADJUSTMENTS-USERS	(16,742,789)	(16,908,430)	(165,641)	(4,662,011)	12,246,419
Total Uses by Character		109,885,192	109,731,648	(153,544)	97,483,287	(12,248,361)

Department: PRT : PORT

2014-2015 Original Budget	2015-2016 Proposed Budget	2015-2016 vs 2014-2015	2016-2017 Proposed Budget	2016-2017 vs 2015-2016
---------------------------------	---------------------------------	---------------------------	---------------------------------	---------------------------

Sources of Funds Detail by Subobject

25120	TRAFFIC FINES - PARKING	3,012,000	3,073,000	61,000	3,073,000	
30150	INTEREST EARNED - POOLED CASH	1,054,454	600,000	(454,454)	600,000	
35110	PARKING METER COLLECTIONS	4,964,000	5,502,190	538,190	5,502,190	
35250	PORT-RENT PARKING	12,503,730	14,336,043	1,832,313	14,336,043	
35260	PORT-PARKING STALLS	445,000	454,000	9,000	454,000	
36360	COMMERCIAL RENTAL	25,983,000	28,183,000	2,200,000	28,183,000	
36370	PERCENTAGE RENTAL	17,745,000	18,045,000	300,000	18,045,000	
36380	SPECIAL EVENT	51,000	52,000	1,000	52,000	
36660	FISHING FACILITY RENT	2,237,000	2,281,000	44,000	2,281,000	
36760	MARITIME RELATED	2,523,470	2,596,520	73,050	2,596,520	
49997	CITY DEPTS REVENUE FROM OCII	1,903,093	1,902,680	(413)	1,902,680	
64000	PORT-CARGO SERVICES BUDGET	5,080,000	5,196,564	116,564	5,196,564	
64100	PORT-SHIP REPAIR SERVICES BUDGET	1,906,000	1,547,000	(359,000)	1,547,000	
64200	PORT-HARBOR SERVICES BUDGET	2,061,000	2,102,000	41,000	2,102,000	
64500	PORT-CRUISE SERVICES BUDGET	5,990,000	7,271,000	1,281,000	7,271,000	
64700	PORT-OTHER MARINE SERVICES BUDGET	1,695,000	1,731,000	36,000	1,731,000	
75910	FACILITIES DAMAGES	6,000	6,000		6,000	
75930	PERMITS	783,000	785,000	2,000	785,000	
75940	PORT PENALTY & SERVICE CHARGES	19,300	19,300		19,300	
75999	PORT-MISC RECEIPTS	4,464,000	4,473,245	9,245	4,473,245	
865EV	EXP REC FR ENVIRONMENT (AAO)	130,000	130,000		130,000	
865UW	EXP REC FR WATER DEPT (AAO)	20,000	20,000		20,000	
865WP	EXP REC FR CLEANWATER (AAO)	20,000	20,000		20,000	
9505P	ITI FR 5P-PORT COMMISSION FUNDS	16,742,789	16,908,430	165,641	4,662,011	(12,246,419)
99999B	BEGINNING FUND BALANCE-BUDGET BASIS	18,649,619	12,748,220	(5,901,399)	528,743	(12,219,477)
ELIMSD	TRANSFER ADJUSTMENTS-SOURCES	(20,103,263)	(20,251,544)	(148,281)	(8,034,009)	12,217,535
Total Sources by Funds		109,885,192	109,731,648	(153,544)	97,483,287	(12,248,361)

Uses of Funds Detail Appropriation

OPERATING:

5P AAA AAA: PORT-OPERATING-NON-PROJ-CONTROLLED FD

001	SALARIES	23,936,058	24,808,055	871,997	25,519,238	711,183
013	MANDATORY FRINGE BENEFITS	11,941,371	11,339,221	(602,150)	11,509,186	169,965
020	OVERHEAD	519,733	570,920	51,187	605,920	35,000

Department: PRT : PORT

2014-2015 Original Budget	2015-2016 Proposed Budget	2015-2016 vs 2014-2015	2016-2017 Proposed Budget	2016-2017 vs 2015-2016
---------------------------------	---------------------------------	---------------------------	---------------------------------	---------------------------

Uses of Funds Detail Appropriation

OPERATING:

5P AAA AAA: PORT-OPERATING-NON-PROJ-CONTROLLED FD

021	NON PERSONNEL SERVICES	11,446,224	11,527,282	81,058	11,552,282	25,000
040	MATERIALS & SUPPLIES	1,397,661	1,602,595	204,934	1,602,595	
060	CAPITAL OUTLAY	735,393	677,414	(57,979)		(677,414)
070	DEBT SERVICE	7,493,166	7,392,479	(100,687)	7,392,479	
081	SERVICES OF OTHER DEPTS	13,686,341	14,117,058	430,717	14,590,689	473,631
091	OPERATING TRANSFERS OUT	1,041,713	1,081,713	40,000	1,081,713	
095	INTRAFUND TRANSFERS OUT	16,742,789	16,908,430	165,641	4,662,011	(12,246,419)
098	UNAPPROPRIATED REVENUE-DESIGNATED	5,394,107	10,431,816	5,037,709	9,661,986	(769,830)
ELU	TRANSFER ADJUSTMENTS-USES	(16,742,789)	(16,908,430)	(165,641)	(4,662,011)	12,246,419
	SUB-TOTAL 5P AAA AAA	77,591,767	83,548,553	5,956,786	83,516,088	(32,465)
	SUB-TOTAL OPERATING	77,591,767	83,548,553	5,956,786	83,516,088	(32,465)

ANNUAL PROJECTS:

5P AAA AAP: PORT-OPERATING-ANNUAL PROJECTS

GPO228	STORMWATER POLLUTION CONTROL	190,000	190,000		190,000	
GPO236	PUBLIC ACCESS IMPROVEMENTS	75,000	150,000	75,000	150,000	
GPO536	MISCELLANEOUS TENANT FACILITY IMPROVEMNT	185,000	185,000		185,000	
GPO543	FACILITY MAINTENANCE AND REPAIR	487,000	487,000		487,000	
GPO547	WHARF J-10 OVERSIGHT	40,000	40,000		40,000	
GPO548	ABANDONED MAT/ILLEGAL DUMPIN CLEAN UP	180,000	180,000		180,000	
GPO550	HAZARDOUS WASTE ASSESSMENT & REMOVAL	50,000	50,000		50,000	
GPO551	A/E CNSLTNG PRJT PLNNING; DSG & COST EST	450,000	450,000		450,000	
GPO555	PIER 90 SUBSURFACE PETROLEUM INVSTGTION	40,000	40,000		40,000	
GPO556	UTILITY ANNUAL MAINTENANCE	50,000	50,000		50,000	
GPO557	OIL SPILL RESPONSE TRAINING & INVSTGTION	90,000	90,000		90,000	
GPO561	PIER 94/96 BACKLANDS SITE INVESTIGATION	30,000	30,000		30,000	
GPO563	EMERGE CITYWIDE PAYROLL PROJECT	313,789	314,430	641	318,007	3,577
GPO565	SANITARY SEWER MANAGEMENT PLAN	90,000	90,000		90,000	
GPO568	PIER 80 UST INVESTIGATION	70,000	70,000		70,000	
GPO575	IS STRATEGIC PLAN IMPLEMENTATION	1,000,000	1,000,000		1,000,000	
GPO576	WATERFRONT DEVELOPMENT PROJECTS	3,720,000	3,727,245	7,245	3,727,245	
GPO577	TREE REPLACEMENT & MAINTENANCE	135,000	175,000	40,000	175,000	
GPO578	SOUTHERN WATERFRONT BEAUTIFICATION	50,000	100,000	50,000	100,000	
GPO624	CARGO FAC REPAIR	109,000	109,000		109,000	

Department: PRT : PORT

2014-2015 Original Budget	2015-2016 Proposed Budget	2015-2016 vs 2014-2015	2016-2017 Proposed Budget	2016-2017 vs 2015-2016
---------------------------------	---------------------------------	---------------------------	---------------------------------	---------------------------

Uses of Funds Detail Appropriation

ANNUAL PROJECTS:

5P AAA AAP: PORT-OPERATING-ANNUAL PROJECTS

GPO632	HERON'S HEAD PARK (PIER 98)	143,000	143,000		143,000	
GPO728	PORT EVENTS & PROMOTION	150,000	150,000		150,000	
PPO101	RINCON PARK MAINTENANCE AND MANAGEMENT				4	4
PYEAES	YOUTH EMPLOYMENT & ENVIRONMENTAL SVCS.	565,000	565,000		565,000	
SUB-TOTAL 5P AAA AAP		8,212,789	8,385,675	172,886	8,389,256	3,581

5P SBH AAP: PORT-SOUTH BEACH HARBOR-ANNUAL PROJECTS

PPO103	SOUTH BEACH HARBOR PROJECT	4,825,837	4,997,420	171,583	5,027,943	30,523
SUB-TOTAL 5P SBH AAP		4,825,837	4,997,420	171,583	5,027,943	30,523

SUB-TOTAL ANNUAL PROJECTS		13,038,626	13,383,095	344,469	13,417,199	34,104
----------------------------------	--	-------------------	-------------------	----------------	-------------------	---------------

CONTINUING PROJECTS:

5P AAA ACP: PORT-CONTINUING PROJ-OPERATING FD

CPO619	EMERGENCY FACILITY MAINTENANCE	84,000	89,000	5,000		(89,000)
CPO625	CARGO MAINT DREDGING	3,681,000	4,964,000	1,283,000		(4,964,000)
CPO667	PRE-DEVELOPMENT STUDIES	525,000		(525,000)		
CPO680	PORT ADA TRANSITION PLAN	100,000		(100,000)		
CPO720	PIER 80/92/96 TRACK MAINTENANCE		430,000	430,000		(430,000)
CPO727	MATERIALS TESTING	500,000	500,000			(500,000)
CPO756	SEAWALL & MARGINAL WHARF REPAIR PROJECT	500,000		(500,000)		
CPO761	UTILITIES PROJECT	910,000	100,000	(810,000)		(100,000)
CPO774	GREENING/BEAUTIFICATION IMP - S.WATERFRNT	150,000	314,200	164,200		(314,200)
CPO776	LEASING CAPITAL IMPROVEMENT PROJECT	200,000		(200,000)		
CPO778	PIER STRUCTURE RPR PRJT PH II	6,295,078	2,527,800	(3,767,278)	550,000	(1,977,800)
CPO780	HOMELAND SECURITY ENHANCEMENTS	250,000	250,000			(250,000)
CPO785	FERRY TERMINAL FLOAT REPAIRS	300,000		(300,000)		
CPO789	CRANE PAINTING & UPGRADE PROJECT		300,000	300,000		(300,000)
CPO793	PIER 70 HISTORIC BLDGS STBLN AND REPAIRS		400,000	400,000		(400,000)
CPO794	SO WATERFRNT OPEN SPACE ENHNCMNTS/ALTERN	550,000	550,000			(550,000)
CPO795	PRT ELEVATOR/ESCALATOR UPGR;REP&REPLMNT		610,000	610,000		(610,000)
CPO930	N WATERFRONT HISTORIC PIER STRUCTURE REP		900,000	900,000		(900,000)
CPO931	SF PORT MARINA REPAIRS	350,000	615,000	265,000		(615,000)
CPO934	UNDERPIER UTILITY REPAIRS & IMPROVEMENTS	250,000	250,000			(250,000)
SUB-TOTAL 5P AAA ACP		14,645,078	12,800,000	(1,845,078)	550,000	(12,250,000)

Department: PRT : PORT

2014-2015 Original Budget	2015-2016 Proposed Budget	2015-2016 vs 2014-2015	2016-2017 Proposed Budget	2016-2017 vs 2015-2016
---------------------------------	---------------------------------	---------------------------	---------------------------------	---------------------------

Uses of Funds Detail Appropriation

CONTINUING PROJECTS:

5P CPF 08A: 2008 CLEAN & SAFE PARK BOND-1ST S 2008B

CRPCSP	2008 CLEAN & SAFE NBHD PARK G.O. BOND	267,969	(267,969)
SUB-TOTAL 5P CPF 08A		267,969	(267,969)

5P CPF 08B: 2008 CLEAN & SAFE PARK BOND-2ND S 2010B

CRPCSP	2008 CLEAN & SAFE NBHD PARK G.O. BOND	414,682	(414,682)
SUB-TOTAL 5P CPF 08B		414,682	(414,682)

5P CPF 08C: 2008 CLEAN & SAFE PARK BOND-3RD S 2010D

CRPCSP	2008 CLEAN & SAFE NBHD PARK G.O. BOND	133,768	(133,768)
SUB-TOTAL 5P CPF 08C		133,768	(133,768)

5P CPF 08D: 2008 CLEAN & SAFE PARK BOND-4TH S2012B

CRPCSP	2008 CLEAN & SAFE NBHD PARK G.O. BOND	403,805	(403,805)
SUB-TOTAL 5P CPF 08D		403,805	(403,805)

5P CPF 12A: CERT OF PARTICIPATION - 2013B (NON-AMT)

CPO752	AMADOR ST FORCED SEWER MAIN	464,000	(464,000)
CPO778	PIER STRUCTURE RPR PRJT PH II	1,767,997	(1,767,997)
CPO932	PUBLIC RESTROOM IMPROVEMENTS	1,157,500	(1,157,500)
SUB-TOTAL 5P CPF 12A		3,389,497	(3,389,497)

SUB-TOTAL CONTINUING PROJECTS		19,254,799	12,800,000	(6,454,799)	550,000	(12,250,000)
Total Uses of Funds		109,885,192	109,731,648	(153,544)	97,483,287	(12,248,361)

Department: PDR : PUBLIC DEFENDER

2014-2015 Original Budget	2015-2016 Proposed Budget	2015-2016 vs 2014-2015	2016-2017 Proposed Budget	2016-2017 vs 2015-2016
---------------------------------	---------------------------------	---------------------------	---------------------------------	---------------------------

Fund Summary

1G AGF	GENERAL FUND	30,330,740	31,335,309	1,004,569	31,773,603	438,294
2S PPF	PUBLIC PROTECTION SPECIAL REVENUE FUND	103,081	225,498	122,417	225,498	
Total Sources by Funds		30,433,821	31,560,807	1,126,986	31,999,101	438,294

Program Summary

AIB	CRIMINAL AND SPECIAL DEFENSE	30,330,740	31,335,309	1,004,569	31,773,603	438,294
AKI	GRANT SERVICES	103,081	225,498	122,417	225,498	
Total Uses by Program		30,433,821	31,560,807	1,126,986	31,999,101	438,294

Character Summary

001	SALARIES	20,081,790	21,265,729	1,183,939	21,962,912	697,183
013	MANDATORY FRINGE BENEFITS	7,772,098	7,434,811	(337,287)	7,478,648	43,837
021	NON PERSONNEL SERVICES	974,410	1,200,781	226,371	975,781	(225,000)
040	MATERIALS & SUPPLIES	236,809	136,809	(100,000)	136,809	
060	CAPITAL OUTLAY	120,063	134,170	14,107	33,446	(100,724)
081	SERVICES OF OTHER DEPTS	1,248,651	1,388,507	139,856	1,411,505	22,998
Total Uses by Character		30,433,821	31,560,807	1,126,986	31,999,101	438,294

Sources of Funds Detail by Subject

44931	FEDERAL GRANTS PASS-THROUGH STATE/OTHER	103,081	225,498	122,417	225,498	
48918	DISTRICT ATTORNEY/PUBLIC DEFENDER-AB109	170,000	250,000	80,000	297,000	47,000
865CY	EXP REC FR CHILDREN YOUTH & FAMILIE(AAO)	200,000	100,000	(100,000)	100,000	
GFS (1)	GENERAL FUND SUPPORT	29,960,740	30,985,309	1,024,569	31,376,603	391,294
Total Sources by Funds		30,433,821	31,560,807	1,126,986	31,999,101	438,294

(1) This figure represents the nondepartmental (citywide) general fund revenues required to support the department's operations.

Department: PDR : PUBLIC DEFENDER

2014-2015 Original Budget	2015-2016 Proposed Budget	2015-2016 vs 2014-2015	2016-2017 Proposed Budget	2016-2017 vs 2015-2016
---------------------------------	---------------------------------	---------------------------	---------------------------------	---------------------------

Uses of Funds Detail Appropriation

OPERATING:

1G AGF AAA: GF-NON-PROJECT-CONTROLLED

001	SALARIES	20,014,615	21,084,503	1,069,888	21,779,598	695,095
013	MANDATORY FRINGE BENEFITS	7,736,192	7,390,539	(345,653)	7,436,464	45,925
021	NON PERSONNEL SERVICES	974,410	1,200,781	226,371	975,781	(225,000)
040	MATERIALS & SUPPLIES	236,809	136,809	(100,000)	136,809	
060	CAPITAL OUTLAY	120,063	134,170	14,107	33,446	(100,724)
081	SERVICES OF OTHER DEPTS	1,248,651	1,388,507	139,856	1,411,505	22,998
	SUB-TOTAL 1G AGF AAA	30,330,740	31,335,309	1,004,569	31,773,603	438,294
	SUB-TOTAL OPERATING	30,330,740	31,335,309	1,004,569	31,773,603	438,294

GRANTS:

2S PPF GNC: GRANTS; NON-PROJECT; CONTINUING

MYBYRN	BYRNE ANTI DRUG ABUSE ENFORCEMENT		120,511	120,511	120,511	
MYFJAG	FEDERAL BYRNE JUSTICE ASSISTANCE GRANT	103,081	104,987	1,906	104,987	
	SUB-TOTAL 2S PPF GNC	103,081	225,498	122,417	225,498	
	SUB-TOTAL GRANTS	103,081	225,498	122,417	225,498	
	Total Uses of Funds	30,433,821	31,560,807	1,126,986	31,999,101	438,294

Department: DPH : PUBLIC HEALTH

2014-2015 Original Budget	2015-2016 Proposed Budget	2015-2016 vs 2014-2015	2016-2017 Proposed Budget	2016-2017 vs 2015-2016
---------------------------------	---------------------------------	---------------------------	---------------------------------	---------------------------

Fund Summary

1G AGF	GENERAL FUND	770,277,992	824,911,850	54,633,858	852,364,214	27,452,364
2S CHS	COMM HEALTH SVS SPEC REV FD	103,719,569	109,214,371	5,494,802	109,715,234	500,863
4D GOB	GENERAL OBLIGATION BOND FUND	2,445,983	4,203,185	1,757,202	4,048,097	(155,088)
5H AAA	SFGH-OPERATING FUND	865,893,212	846,786,385	(19,106,827)	854,148,113	7,361,728
5L AAA	LHH-OPERATING FUND	226,583,593	231,313,388	4,729,795	236,566,817	5,253,429
5L DSF	LHH DEBT SERVICE FUND	15,340,838	13,166,244	(2,174,594)	13,015,356	(150,888)
Total Sources by Funds		1,984,261,187	2,029,595,423	45,334,236	2,069,857,831	40,262,408

Program Summary

DHA	CENTRAL ADMINISTRATION	50,318,215	91,555,146	41,236,931	111,163,552	19,608,406
FAL	CHILDREN'S BASELINE	53,539,032	53,083,360	(455,672)	53,043,412	(39,948)
DSP	COMM HLTH - COMM SUPPORT - HOUSING	35,499,446	34,274,039	(1,225,407)	35,067,860	793,821
DPM	COMM HLTH - PREV - MATERNAL & CHILD HLTH	30,664,045	34,701,682	4,037,637	34,838,329	136,647
DPC	COMM HLTH - PREVENTION - AIDS	21,615,499	23,136,114	1,520,615	23,197,820	61,706
DPD	COMM HLTH - PREVENTION - DISEASE CONTROL	21,764,541	23,134,228	1,369,687	24,058,905	924,677
DPH	COMM HLTH - PREVENTION - HLTH EDUCATION	8,220,529	8,512,333	291,804	8,559,073	46,740
DPE	EMERGENCY SERVICES AGENCY	1,250,000	1,500,000	250,000	1,500,000	
DPB	ENVIRONMENTAL HEALTH SERVICES	21,182,397	22,015,568	833,171	22,458,712	443,144
DMF	FORENSICS - AMBULATORY CARE	30,839,962	31,435,122	595,160	31,774,802	339,680
DHH	HEALTH AT HOME	7,178,019	7,267,271	89,252	7,342,971	75,700
DPA	HIV HEALTH SERVICES	37,747,829	37,653,596	(94,233)	37,705,220	51,624
DAS	LAGUNA HONDA - LONG TERM CARE	239,010,607	243,812,236	4,801,629	248,376,097	4,563,861
DA4	LAGUNA HONDA - NON LHH PROGRAM EXPENSES	1,491,130	1,230,054	(261,076)	1,585,829	355,775
DBG	LAGUNA HONDA HOSP - ACUTE CARE	3,868,675	3,640,527	(228,148)	3,668,344	27,817
DBD	LAGUNA HONDA HOSP - COMM SUPPORT CARE	2		(2)		
DQM	MENTAL HEALTH - ACUTE CARE	3,462,797	3,462,797		3,462,797	
FAM	MENTAL HEALTH - CHILDREN'S PROGRAM	44,707,253	45,572,408	865,155	46,067,142	494,734
DMM	MENTAL HEALTH - COMMUNITY CARE	175,659,423	177,239,231	1,579,808	178,483,052	1,243,821
DLT	MENTAL HEALTH - LONG TERM CARE	31,430,422	32,486,501	1,056,079	32,530,289	43,788
DHP	PRIMARY CARE - AMBU CARE - HEALTH CNTRS	77,742,104	82,160,110	4,418,006	87,891,371	5,731,261
D1F	SFGH - ACUTE CARE - FORENSICS	3,173,656	3,219,803	46,147	3,241,729	21,926
D1H	SFGH - ACUTE CARE - HOSPITAL	714,303,264	686,644,666	(27,658,598)	692,190,581	5,545,915
D1P	SFGH - ACUTE CARE - PSYCHIATRY	25,816,268	25,866,583	50,315	26,076,185	209,602
D3A	SFGH - AMBU CARE - ADULT MED HLTH CNTR	40,310,585	46,141,031	5,830,446	46,405,786	264,755
D3C	SFGH - AMBU CARE - METHADONE CLINIC	2,698,196	2,932,820	234,624	2,960,451	27,631

Department: DPH : PUBLIC HEALTH

2014-2015 Original Budget	2015-2016 Proposed Budget	2015-2016 vs 2014-2015	2016-2017 Proposed Budget	2016-2017 vs 2015-2016
---------------------------------	---------------------------------	---------------------------	---------------------------------	---------------------------

Program Summary

D3O	SFGH - AMBU CARE - OCCUPATIONAL HEALTH	4,260,514	4,411,764	151,250	4,507,053	95,289
D5E	SFGH - EMERGENCY - EMERGENCY	37,742,830	42,677,032	4,934,202	43,970,943	1,293,911
D5S	SFGH - EMERGENCY - PSYCHIATRIC SERVICES	7,955,566	8,443,899	488,333	8,073,279	(370,620)
D6P	SFGH - LONG TERM CARE - RF PSYCHIATRY	11,897,359	11,934,564	37,205	12,131,950	197,386
DHM	SFHIN-MANAGED CARE	167,549,779	158,506,629	(9,043,150)	158,661,616	154,987
DMS	SUBSTANCE ABUSE - COMMUNITY CARE	68,977,473	73,919,107	4,941,634	71,824,012	(2,095,095)
FAY	TRANSITIONAL-AGED YOUTH BASELINE		5,262,546	5,262,546	5,262,546	
DHT	TRANSITIONS	2,383,770	1,762,656	(621,114)	1,776,123	13,467
Total Uses by Program		1,984,261,187	2,029,595,423	45,334,236	2,069,857,831	40,262,408

Character Summary

001	SALARIES	663,109,172	715,741,319	52,632,147	744,493,719	28,752,400
013	MANDATORY FRINGE BENEFITS	287,096,934	284,165,783	(2,931,151)	293,972,791	9,807,008
020	OVERHEAD	1,724,211	498,488	(1,225,723)	498,488	
021	NON PERSONNEL SERVICES	723,238,751	742,076,882	18,838,131	750,546,067	8,469,185
036	AID ASSISTANCE	25,000	25,000		25,000	
040	MATERIALS & SUPPLIES	112,740,854	114,205,004	1,464,150	118,470,888	4,265,884
060	CAPITAL OUTLAY	14,534,173	5,704,150	(8,830,023)	13,237,726	7,533,576
069	PROJECT CARRYFORWARD BUDGETS ONLY		25,000,000	25,000,000	25,000,000	
06F	FACILITIES MAINTENANCE	2,770,000	2,911,440	141,440	3,057,013	145,573
06P	PROGRAMMATIC PROJECTS	63,500,000	18,500,000	(45,000,000)		(18,500,000)
070	DEBT SERVICE	18,305,412	20,075,496	1,770,084	19,917,381	(158,115)
079	ALLOCATED CHARGES	179	(1)	(180)	(284,938)	(284,937)
081	SERVICES OF OTHER DEPTS	94,872,935	100,539,774	5,666,839	100,923,696	383,922
091	OPERATING TRANSFERS OUT	143,773,497	168,187,133	24,413,636	168,032,045	(155,088)
095	INTRAFUND TRANSFERS OUT	38,436,000	22,024,050	(16,411,950)	4,792,753	(17,231,297)
097	UNAPPROPRIATED REVENUE RETAINED		152,088	152,088		(152,088)
ELU	TRANSFER ADJUSTMENTS-USES	(179,865,931)	(190,211,183)	(10,345,252)	(172,824,798)	17,386,385
Total Uses by Character		1,984,261,187	2,029,595,423	45,334,236	2,069,857,831	40,262,408

Department: DPH : PUBLIC HEALTH

2014-2015 Original Budget	2015-2016 Proposed Budget	2015-2016 vs 2014-2015	2016-2017 Proposed Budget	2016-2017 vs 2015-2016
---------------------------------	---------------------------------	---------------------------	---------------------------------	---------------------------

Sources of Funds Detail by Subobject

20110	CONSUMER PROTECT APPLICATION FEE	503,028	507,310	4,282	507,310	
20111	DEEMED APPROVED OFF-SALE ALCOHOL USE FEE	200,000	200,000		200,000	
20120	EATING PLACES	6,058,551	6,131,406	72,855	6,131,406	
20130	FOOD BEVERAGE HUMAN CONSUMPTION	1,050,244	1,043,314	(6,930)	1,043,314	
20150	MED. CANNABIS DISPENSARY APPLICATION FEE	148,711	118,165	(30,546)	118,165	
20151	MED. CANNABIS DISPENSARY ANNUAL LICENSE	17,344	18,000	656	18,000	
25110	TRAFFIC FINES - MOVING	1,280,000	1,530,000	250,000	1,530,000	
25210	COURT FINES	92,500	83,200	(9,300)	83,200	
25920	PENALTIES	1,000,000	1,000,000		1,000,000	
30150	INTEREST EARNED - POOLED CASH	220,000	218,000	(2,000)	218,000	
35232	EMPLOYEE PARKING	658,030	658,030		658,030	
39899	OTHER CITY PROPERTY RENTALS	96,210		(96,210)		
44531	ARRA-FEDERAL PASS-THRU STATE/OTHER	4,810,866	3,565,950	(1,244,916)	3,281,013	(284,937)
44931	FEDERAL GRANTS PASS-THROUGH STATE/OTHER	26,598,997	31,245,353	4,646,356	31,245,540	187
44933	RECOVERY INDIRECT GRANT COSTS	1,920,664		(1,920,664)		
44939	FEDERAL DIRECT GRANT	35,092,839	34,885,818	(207,021)	35,386,494	500,676
45412	COMMUNITY MENTAL HEALTH SERVICE	50,250,324	52,791,757	2,541,433	52,791,757	
45413	STATE ALCOHOL FUNDS	18,399,402	18,399,402		18,399,402	
45416	SHORT-DOYLE MEDICAL	65,287,328	68,576,177	3,288,849	70,647,978	2,071,801
45511	HEALTH/WELFARE SALES TAX ALLOCATION	73,290,000	71,530,000	(1,760,000)	76,510,000	4,980,000
45621	MOTOR VEHICLE FEE-REALIGNMENT FUND	62,790,000	64,730,000	1,940,000	66,000,000	1,270,000
47011	WEIGHTS AND INSPECTION FEES	689,000	710,000	21,000	710,000	

Department: DPH : PUBLIC HEALTH

2014-2015 Original Budget	2015-2016 Proposed Budget	2015-2016 vs 2014-2015	2016-2017 Proposed Budget	2016-2017 vs 2015-2016
---------------------------------	---------------------------------	---------------------------	---------------------------------	---------------------------

Sources of Funds Detail by Subobject

48926	SUDDEN INFANT DEATH SYNDROME	10,000	10,000		10,000	
48928	CALIFORNIA CHILDREN'S SERVICES ADMIN	2,728,601	2,728,601		2,728,601	
48930	CALIFORNIA CHILDREN SERVICES	1,661,921	1,661,921		1,661,921	
48999	OTHER STATE GRANTS & SUBVENTIONS	7,932,782	7,768,512	(164,270)	7,768,512	
60681	AGRICULTURAL INSPECTION FEE	38,000	38,000		38,000	
60699	OTHER PUBLIC SAFETY CHARGES	200,000	200,000		200,000	
60702	BOARD PRISONERS OTHER COUNTIES	25,000	25,000		25,000	
63503	LAUNDRY RENEWALS	181,276	180,573	(703)	180,573	
63508	OTHER HEALTH FEE	100,000	130,000	30,000	130,000	
63509	BIRTH CERTIFICATE FEE	71,135	121,135	50,000	121,135	
63510	DEATH CERTIFICATE FEE	184,350	234,350	50,000	234,350	
63511	REMOVAL PERMIT FEE	18,000	18,000		18,000	
63512	CRIPPLED CHILDREN CARE	6,500	6,500		6,500	
63515	LABORATORY FEES	15,000	15,000		15,000	
63519	GARBAGE TRUCK INSPECTION FEES	600,606	600,606		600,606	
63520	HAZARD MATL STORAGE PERMIT FEE	2,630,274	2,700,000	69,726	2,700,000	
63525	HAZARD MATERIALS PERMIT FEES	158,919	160,000	1,081	160,000	
63526	SOIL TESTING FEES	212,594	250,000	37,406	250,000	
63539	SOLID WASTE TRANSFER STATION	75,112	75,112		75,112	
63540	PLAN CHECKING FEES-BEH	1,385,711	1,529,486	143,775	1,529,486	
63541	COMPLAINT INVESTIGATIONS FEES	207,460	207,460		207,460	
63542	CFC & MOTOR VEHICLE A/C PERMIT	5,206	4,324	(882)	4,324	
63550	MEDICAL WASTE-ACUTE CARE HOSPITAL	123,219	150,656	27,437	150,656	
63571	HEALTHY HOUSING PROGRAM-HOTELS	555,836	578,069	22,233	578,069	
63572	HEALTHY HOUSING PROGRAM-APARTMENTS	2,222,249	2,338,890	116,641	2,338,890	
63599	MISC PUBLIC HEALTH REVENUE	5,086,987	5,207,184	120,197	5,207,184	
65101	PATIENT PAYMENTS-MENTAL HEALTH	617,600	617,600		617,600	
65102	MEDICAL	6,085,219	6,326,219	241,000	6,326,219	
65103	MEDICARE	1,648,139	1,648,139		1,648,139	
65120	REVENUE FROM HEALTH PLAN		2,000,000	2,000,000	2,000,000	
65201	MEDICARE I/P GROSS CHARGES	241,271,445	280,112,459	38,841,014	280,237,459	125,000
65202	MEDI-CAL I/P GROSS CHARGES	554,495,455	632,764,681	78,269,226	632,889,681	125,000
65205	PRIVATE INSURANCE I/P GROSS CHARGES	206,791	206,791		206,791	
65207	OTHER I/P GROSS CHARGES	357,782,890	357,782,890		357,782,890	
65301	MEDICARE O/P GROSS CHARGES	90,988,223	95,446,366	4,458,143	95,839,261	392,895
65302	MEDI-CAL O/P GROSS CHARGES	198,581,840	211,989,218	13,407,378	212,559,111	569,893

Department: DPH : PUBLIC HEALTH

2014-2015 Original Budget	2015-2016 Proposed Budget	2015-2016 vs 2014-2015	2016-2017 Proposed Budget	2016-2017 vs 2015-2016
---------------------------------	---------------------------------	---------------------------	---------------------------------	---------------------------

Sources of Funds Detail by Subobject

65307	OTHER OUTPATIENT GROSS CHARGES	260,782,674	260,782,674		260,782,674	
65312	PATIENT PAYMENTS-O/P GROSS CHARGES	1,954,330	1,954,330		1,954,330	
65316	CHILD HEALTH & DISABILITY PREVENTION	10,000	10,000		10,000	
65317	MEDI-CAL TCM/MAA	2,958,272	2,242,600	(715,672)	2,242,600	
65318	MEDICAL FAMILY PLANNING	60,850	60,850		60,850	
65320	MEDI-CAL CCS THERAPY UNIT	50,000	50,000		50,000	
65321	MEDI-CAL HOME HEALTH	114,372	114,372		114,372	
65322	MEDICARE HOME HEALTH	1,489,460	1,492,447	2,987	1,492,447	
65325	OTHER MANAGED CARE O/P REVENUE	367,981	372,462	4,481	372,462	
65326	MEDICARE MANAGED CARE O/P REVENUE	5,000	5,000		5,000	
65801	PROVISION FOR BAD DEBTS-I/P	(87,322,429)	(87,322,429)		(87,322,429)	
65802	MEDICARE I/P CONTRACTUAL ADJ	(235,476,280)	(265,403,243)	(29,926,963)	(265,545,200)	(141,957)
65803	MEDI-CAL I/P CONTRACTUAL ADJ	(558,544,067)	(634,059,804)	(75,515,737)	(634,378,759)	(318,955)
65804	MEDI-CAL O/P CONTRACTUAL ADJ	(7,599,808)	(9,491,363)	(1,891,555)	(9,491,363)	
65806	COUNTY INDIGENT CARE-I/P WRITE-OFF	(180,000)	(180,000)		(180,000)	
65807	CHARITABLE ALLO I/P SLIDING FEE ADJ	(423,451,307)	(423,451,307)		(423,451,307)	
65810	PROVISION FOR BAD DEBTS-O/P	(2,035,009)	(2,035,009)		(2,035,009)	
65815	MEDICARE O/P CONTRACTUAL ADJ	(5,477,920)	(6,842,350)	(1,364,430)	(6,842,350)	
65821	M I ADULTS O/P WRITE-OFF	(10,525,337)	(10,525,337)		(10,525,337)	
65902	MEDI-CAL NET REVENUE	5,000,000	5,000,000		5,000,000	
65907	OTHER PATIENT NET REVENUE	15,988	15,988		15,988	
65911	DP SNF-DISTINCT PART SKILLED NURSING FAC	32,335,556	34,490,172	2,154,616	34,490,172	
65912	AB 915-OUTPATIENT MEDI-CAL SUPPL PAYT	6,053,406	6,053,406		6,053,406	
65913	DIALYSIS - MEDICARE	2,002,938	2,002,938		2,002,938	
65914	DIALYSIS - MEDI-CAL	1,371,459	1,371,459		1,371,459	
65918	PATIENT CO-PAYMENTS	446,000	446,000		446,000	
65950	CAP. FEES/HEALTH PLAN SETTLEMENTS	161,016,193	151,425,749	(9,590,444)	152,066,100	640,351
65952	HEALTHY SF PATIENT ENROLLMENT FEES	4,305,000	4,305,000		4,305,000	
65953	HEALTHY SF EMPLOYER ENROLLMENT FEES	12,612,195	12,612,195		12,612,195	
65997	MEDICAL CANNABIS ID CARD	133,000	133,000		133,000	
65998	BUDGET HOSPITAL REVENUE		25,000,000	25,000,000	25,000,000	
65999	MISC HOSPITAL SERVICE REVENUE	1,188,261	1,188,261		1,188,261	
66004	SAFETY NET CARE POOL (SNCP)	143,534,000	143,534,000		143,534,000	
66006	DELIV SYS REFORM INCENTIVE POOL (DSRIP)	83,100,000	83,100,000		83,100,000	
66008	SB 208 SPD	49,000,000	49,000,000		49,000,000	
75301	HOSPITAL-RENTS/CONCESS-OTHER OPER	2,048,670	2,006,670	(42,000)	2,048,670	42,000

Department: DPH : PUBLIC HEALTH

2014-2015 Original Budget	2015-2016 Proposed Budget	2015-2016 vs 2014-2015	2016-2017 Proposed Budget	2016-2017 vs 2015-2016
---------------------------------	---------------------------------	---------------------------	---------------------------------	---------------------------

Sources of Funds Detail by Subobject

75302	HOSPITAL-RENTS/CONCES/CAFETERIA SALES	1,691,607	1,691,607		1,691,607	
75311	HOSPITAL-CHGS-OTHER GENRL GOVT	50,000	50,000		50,000	
75312	HOSPITAL-CHGS-OTHER HEALTH FEE	1,115,853	1,115,853		1,115,853	
75319	HOSPITAL-CHGS-TPA/MISC REVENUE	15,000	15,000		15,000	
75320	OTHER OPERATING REVENUE(FROM WITHIN DPH)	4,946,150	5,206,100	259,950	5,206,100	
76123	GAIN/LOSS-SALE OF BUILDING & STRUCTURES	1,000,000	1,000,000			(1,000,000)
76252	MEDICAL RECORDS ABSTRACT SALES	104,000	104,000		104,000	
78201	PRIVATE GRANTS	273,248	440,852	167,604	440,852	
78960	BAD DEBTS RECOVERY	1,291,284	1,291,284		1,291,284	
79950	SB1.128 LHH COP CONSTRUCTION REIMB(CRRP)	14,906,677	14,906,976	299	14,301,649	(605,327)
80111	PROCEEDS FROM SALE OF BONDS-FACE AMOUNT	36,000,000		(36,000,000)		
86099	ISF REC-GENERAL UNALLOCATED	114,680	79,680	(35,000)	79,680	
860AA	ISF REC FR ASIAN ARTS MUSEUM (AAO)	402	402		402	
860AD	ISF REC FR ADMINISTRATIVE SERVICES(AAO)	28,654	36,200	7,546	36,200	
860AN	ISF REC FR ANIMAL CARE & CONTROL (AAO)	5,090	5,025	(65)	5,025	
860AP	ISF REC FR ADULT PROBATION (AAO)		14,868	14,868	14,868	
860BI	ISF REC FR BLDG INSPECTION (AAO)	134	134		134	
860CA	ISF REC FR ADM (AAO)	35,737	33,456	(2,281)	33,456	
860CD	ISF REC FR CHILD SUPPORT SVCES (AAO)	6,000	6,000		6,000	
860CF	ISF REC FR CONV FACILITIES MGMT (AAO)	5,200		(5,200)		
860CM	ISF REC FR MEDICAL EXAM/CORONER (AAO)	20,000	20,000		20,000	
860DA	ISF REC FR DISTRICT ATTORNEY (AAO)	5,712	5,712		5,712	
860ED	ISF REC FR EMERGENCY COMMI. DEPT (AAO)	1,898	2,381	483	2,381	
860FA	ISF REC FR FINE ARTS MUSEUM (AAO)	840	840		840	
860FC	ISF REC FR FIRE DEPT (AAO)	99,084	47,040	(52,044)	47,040	
860LB	ISF REC FR PUBLIC LIBRARY (AAO)	1,135	2,319	1,184	2,319	
860PC	ISF REC FR POLICE COMMISSION (AAO)	275,000	300,000	25,000	300,000	
860PO	ISF REC FR PORT COMMISSION (AAO)	62,669	62,669		62,669	
860PT	ISF REC FR PUBLIC TRANSPORTATION (AAO)	579,098	844,759	265,661	844,759	
860PW	ISF REC FR PUBLIC WORKS (AAO)	220,440	211,181	(9,259)	211,181	
860RD	ISF REC FR HUMAN RESOURCES (AAO)	318,477	334,446	15,969	334,446	
860RP	ISF REC FR REC & PARK (AAO)	50,661	75,119	24,458	82,609	7,490
860SH	ISF REC FR SHERIFF (AAO)	63,000	63,000		63,000	
860SS	ISF REC FR HUMAN SERVICES (AAO)	36,295	52,222	15,927	52,222	
860UC	ISF REC FR PUC (AAO)	295,000	252,735	(42,265)	252,735	
860WP	ISF REC FR CLEANWATER (AAO)	85,000	119,700	34,700	119,700	

Department: DPH : PUBLIC HEALTH

2014-2015 Original Budget	2015-2016 Proposed Budget	2015-2016 vs 2014-2015	2016-2017 Proposed Budget	2016-2017 vs 2015-2016
---------------------------------	---------------------------------	---------------------------	---------------------------------	---------------------------

Sources of Funds Detail by Subsubject

865AA	EXP REC FR ASIAN ARTS MUSEUM (AAO)	2,000	2,000		2,000	
865AC	EXP REC FR AIRPORT (AAO)	50,000	50,000		50,000	
865AD	EXP REC FR ADMINISTRATIVE SERVICES (AAO)	75,000	75,000		75,000	
865AN	EXP REC FR ANIMAL CARE & CONTROL (AAO)	3,635	3,635		3,635	
865AP	EXP REC FR ADULT PROBATION (AAO)	2,646,628	2,503,742	(142,886)	2,503,742	
865CA	EXP REC FR ADM (AAO)	35,000	32,000	(3,000)	32,000	
865CF	EXP REC FR CONV FACILITIES MGMT (AAO)	16,000	10,000	(6,000)	10,000	
865CH	EXP REC FR CHILD;YOUTH & FAM (AAO)	8,057,167	9,562,651	1,505,484	9,846,451	283,800
865CI	EXP REC FR CHILDREN AND FAMILIES (AAO)	3,015,151	1,590,500	(1,424,651)	920,500	(670,000)
865CM	EXP REC FR MED EXAMINER/CORONER (AAO)	15,000	15,000		15,000	
865CT	EXP REC FR CITY ATTORNEY (AAO)	225,000		(225,000)		
865EV	EXP REC FR ENVIRONMENT (AAO)	15,000	15,000		15,000	
865FA	EXP REC FR FINE ARTS MUSEUM (AAO)	7,500	7,500		7,500	
865FC	EXP REC FR FIRE DEPT (AAO)	35,000	263,211	228,211	263,211	
865JV	EXP REC FR JUVENILE COURT (AAO)	234,526	242,651	8,125	242,651	
865LB	EXP REC FR PUBLIC LIBRARY (AAO)	391,362	414,744	23,382	414,744	
865PC	EXP REC FR POLICE COMMISSION (AAO)	237,785	245,787	8,002	245,787	
865PK	EXP REC FR PARKING & TRAFFIC (AAO)	16,200	16,200		16,200	
865PT	EXP REC FR PUBLIC TRANSPORTATION(AAO)	225,000	225,000		225,000	
865PW	EXP REC FR PUBLIC WORKS (AAO)	250,000	250,000		250,000	
865RD	EXP REC FR HUMAN RESOURCES (AAO)	76,452	81,043	4,591	83,579	2,536
865RE	EXP REC FR REAL ESTATE (AAO)	20,000	20,000		20,000	
865RP	EXP REC FR REC & PARK (AAO)	96,000	96,000		96,000	
865SH	EXP REC FR SHERIFF (AAO)	455,982	455,982		455,982	
865SS	EXP REC FR HUMAN SERVICES (AAO)	15,506,108	19,061,757	3,555,649	19,132,193	70,436
865TI	EXP REC FROM ISD (AAO)	33,050	42,686	9,636	42,686	
865UC	EXP REC FR PUC (AAO)	538,612		(538,612)		
865UH	EXP REC FR HETCH HETCHY (AAO)	40,000	40,000		40,000	
865UW	EXP REC FR WATER DEPT (AAO)	120,000	518,612	398,612	518,612	
865WM	EXP REC FR WAR MEMORIAL (AAO)	27,445	28,126	681	28,688	562
865WP	EXP REC FR CLEANWATER (AAO)	60,000	210,000	150,000	210,000	
87599	EXP REC-UNALLOCATED (NON-AAO FDS)	869,618	652,322	(217,296)	958,307	305,985
875SD	EXP REC FR COUNTY ED(NON-AAO)		385,000	385,000	385,000	
875SS	EXP REC FR HUMAN SERVICES (NON-AAO)	220,131	287,939	67,808	287,939	
9301G	OTT FR 1G-GENERAL FUND	2,445,983	2,462,453	16,470	2,462,660	207
9305H	OTT FR 5H-GENERAL HOSPITAL FUND	138,983,948	156,983,948	18,000,000	156,983,948	

Department: DPH : PUBLIC HEALTH

2014-2015 Original Budget	2015-2016 Proposed Budget	2015-2016 vs 2014-2015	2016-2017 Proposed Budget	2016-2017 vs 2015-2016
---------------------------------	---------------------------------	---------------------------	---------------------------------	---------------------------

Sources of Funds Detail by Subobject

9305L	OTI FR 5L-LAGUNA HONDA HOSPITAL FUNDS	2,445,983	11,203,185	8,757,202	11,048,097	(155,088)
9505H	ITI FR 5H-GENERAL HOSPITAL FUNDS	36,413,000	20,523,650	(15,889,350)	2,737,333	(17,786,317)
9505L	ITI FR 5L-LAGUNA HONDA HOSPITAL FUNDS	2,023,000	1,500,400	(522,600)	2,055,420	555,020
99999R	PRIOR YEAR DESIGNATED RESERVE	434,161		(434,161)	299,144	299,144
ELJMSD	TRANSFER ADJUSTMENTS-SOURCES	(179,865,931)	(190,211,183)	(10,345,252)	(172,824,798)	17,386,385
GFS (1)	GENERAL FUND SUPPORT	614,148,840	638,102,967	23,954,127	669,698,588	31,595,621
Total Sources by Funds		1,984,261,187	2,029,595,423	45,334,236	2,069,857,831	40,262,408

(1) This figure represents the nondepartmental (citywide) general fund revenues required to support the department's operations.

Uses of Funds Detail Appropriation

OPERATING:

1G AGF AAA: GF-NON-PROJECT-CONTROLLED

001	SALARIES	177,356,944	191,608,080	14,251,136	199,738,220	8,130,140
013	MANDATORY FRINGE BENEFITS	72,339,939	71,140,423	(1,199,516)	73,346,216	2,205,793
020	OVERHEAD		(1,920,664)	(1,920,664)	(1,920,664)	
021	NON PERSONNEL SERVICES	419,448,533	421,254,678	1,806,145	421,781,543	526,865
036	AID ASSISTANCE	25,000	25,000		25,000	
040	MATERIALS & SUPPLIES	14,683,366	14,567,195	(116,171)	15,102,512	535,317
060	CAPITAL OUTLAY	604,241		(604,241)		
079	ALLOCATED CHARGES	179		(179)		
081	SERVICES OF OTHER DEPTS	25,213,591	26,826,252	1,612,661	25,086,816	(1,739,436)
	SUB-TOTAL 1G AGF AAA	709,671,793	723,500,964	13,829,171	733,159,643	9,658,679

4D GOB LH1: SB1128 LHH REVENUE FOR DEBT SVC

070	DEBT SERVICE	2,445,983	4,203,185	1,757,202	4,048,097	(155,088)
	SUB-TOTAL 4D GOB LH1	2,445,983	4,203,185	1,757,202	4,048,097	(155,088)

5H AAA AAA: SFGH-OPERATING-NON-PROJ-CONTROLLED FD

001	SALARIES	320,780,334	343,499,038	22,718,704	355,505,865	12,006,827
013	MANDATORY FRINGE BENEFITS	140,196,426	137,226,926	(2,969,500)	141,819,665	4,592,739
021	NON PERSONNEL SERVICES	195,408,691	207,852,178	12,443,487	208,775,069	922,891
040	MATERIALS & SUPPLIES	77,360,681	76,116,062	(1,244,619)	77,958,203	1,842,141
060	CAPITAL OUTLAY	2,880,003	2,598,554	(281,449)	7,041,724	4,443,170
070	DEBT SERVICE	2,862,157	2,858,155	(4,002)	2,853,928	(4,227)
079	ALLOCATED CHARGES	(4,152,116)	(3,302,451)	849,665	(3,302,451)	

Department: DPH : PUBLIC HEALTH

2014-2015 Original Budget	2015-2016 Proposed Budget	2015-2016 vs 2014-2015	2016-2017 Proposed Budget	2016-2017 vs 2015-2016
---------------------------------	---------------------------------	---------------------------	---------------------------------	---------------------------

Uses of Funds Detail Appropriation

OPERATING:

5H AAA AAA: SFGH-OPERATING-NON-PROJ-CONTROLLED FD

081	SERVICES OF OTHER DEPTS	53,991,920	56,111,823	2,119,903	57,741,264	1,629,441
091	OPERATING TRANSFERS OUT	138,983,948	156,983,948	18,000,000	156,983,948	
095	INTRAFUND TRANSFERS OUT	36,413,000	20,523,650	(15,889,350)	2,737,333	(17,786,317)
ELU	TRANSFER ADJUSTMENTS-USES	(175,396,948)	(177,507,598)	(2,110,650)	(159,721,281)	17,786,317
	SUB-TOTAL 5H AAA AAA	789,328,096	822,960,285	33,632,189	848,393,267	25,432,982

5L AAA AAA: LHH-OPERATING-NON-PROJ-CONTROLLED FD

001	SALARIES	124,118,478	130,262,536	6,144,058	132,684,136	2,421,600
013	MANDATORY FRINGE BENEFITS	58,570,457	56,359,015	(2,211,442)	57,345,283	986,268
021	NON PERSONNEL SERVICES	8,926,626	8,870,930	(55,696)	8,832,027	(38,903)
040	MATERIALS & SUPPLIES	19,039,794	19,474,693	434,899	20,079,287	604,594
060	CAPITAL OUTLAY	434,929	445,596	10,667	626,002	180,406
079	ALLOCATED CHARGES	(658,750)	(263,500)	395,250	(263,500)	
081	SERVICES OF OTHER DEPTS	13,198,359	14,170,268	971,909	14,672,712	502,444
091	OPERATING TRANSFERS OUT		7,000,000	7,000,000	7,000,000	
095	INTRAFUND TRANSFERS OUT	2,023,000	1,500,400	(522,600)	2,055,420	555,020
ELU	TRANSFER ADJUSTMENTS-USES	(2,023,000)	(8,500,400)	(6,477,400)	(9,055,420)	(555,020)
	SUB-TOTAL 5L AAA AAA	223,629,893	229,319,538	5,689,645	233,975,947	4,656,409

5L DSF COP: LHH-CERT. OF PARTICIPATION SERIES A

070	DEBT SERVICE	12,997,272	13,014,156	16,884	13,015,356	1,200
091	OPERATING TRANSFERS OUT	4,789,549	4,203,185	(586,364)	4,048,097	(155,088)
097	UNAPPROPRIATED REVENUE RETAINED		152,088	152,088		(152,088)
ELU	TRANSFER ADJUSTMENTS-USES	(2,445,983)	(4,203,185)	(1,757,202)	(4,048,097)	155,088
	SUB-TOTAL 5L DSF COP	15,340,838	13,166,244	(2,174,594)	13,015,356	(150,888)

SUB-TOTAL OPERATING	1,740,416,603	1,793,150,216	52,733,613	1,832,592,310	39,442,094
----------------------------	----------------------	----------------------	-------------------	----------------------	-------------------

ANNUAL PROJECTS:

1G AGF AAP: GF-ANNUAL PROJECT

FHC200	FACILITIES MAINTENANCE-HEALTH CENTERS	331,000	347,550	16,550	364,928	17,378
GHC315	VAR LOC-MISC FAC MAINT PROJ	56,000	61,740	5,740	64,827	3,087
PHCMIS	DPH MIS PROJECT	16,846,744	17,274,393	427,649	17,463,547	189,154
PHM313	DPH - FACILITIES MAINTENANCE (MHS)	122,000	128,100	6,100	134,505	6,405
	SUB-TOTAL 1G AGF AAP	17,355,744	17,811,783	456,039	18,027,807	216,024

Department: DPH : PUBLIC HEALTH

2014-2015 Original Budget	2015-2016 Proposed Budget	2015-2016 vs 2014-2015	2016-2017 Proposed Budget	2016-2017 vs 2015-2016
---------------------------------	---------------------------------	---------------------------	---------------------------------	---------------------------

Uses of Funds Detail Appropriation

ANNUAL PROJECTS:

5H AAA AAP: SFGH-OPERATING-ANNUAL PROJECTS

FHG200	MISC FAC MAINT PROJ	1,213,000	1,273,650	60,650	1,337,333	63,683
SUB-TOTAL 5H AAA AAP		1,213,000	1,273,650	60,650	1,337,333	63,683

5L AAA AAP: LHH-OPERATING-ANNUAL PROJECTS

FHL350	DPH - FACILITIES MAINTENANCE (LHH)	1,048,000	1,100,400	52,400	1,155,420	55,020
SUB-TOTAL 5L AAA AAP		1,048,000	1,100,400	52,400	1,155,420	55,020

SUB-TOTAL ANNUAL PROJECTS		19,616,744	20,185,833	569,089	20,520,560	334,727
----------------------------------	--	-------------------	-------------------	----------------	-------------------	----------------

CONTINUING PROJECTS:

1G AGF ACP: GF-CONTINUING PROJECTS

CHC101	DPH ADMIN BLDG SEISMIC RETROFIT	1,650,000		(1,650,000)		
CHCCCR	CASTRO MISSION CENTER RECONFIGURATION	150,000	400,000	250,000	1,650,000	1,250,000
CHCCUR	CURRY CENTER PROJECT	140,000		(140,000)		
CHCPRU	COPC PATIENT RENEWAL & UPGRADE PROGRAM		300,000	300,000		(300,000)
PHCCBH	COMMUNITY BASED HOUSING	2,896,441	2,896,441		2,896,441	
PHCDAO	DEEMED APPROVED OFF-SALE ALCOHOL USE FEE	200,000	200,000		200,000	
PHCEMR	DPH IT EMR PROJECT		37,783,000	37,783,000	54,466,496	16,683,496
PHM163	SB163 HSA CALWIN WRAPAROUND	100,000	100,000		100,000	
PHMGDC	MANAGED CARE	5,075,053	5,075,053		5,075,053	
SUB-TOTAL 1G AGF ACP		10,211,494	46,754,494	36,543,000	64,387,990	17,633,496

2S CHS PHF: PUBLIC HEALTH-SPEC REV FD

PHCSA8	VITAL & HEALTH STATS FD	100,000	130,000	30,000	130,000	
PHCSB1	SB 1773 EMERGENCY MEDICAL SVC FUND	650,000	750,000	100,000	750,000	
PHCSR7	EMERGENCY MED SVC FUND	600,000	750,000	150,000	750,000	
PHCSRS	TOBACCO SETTLEMENT PROJECT	1,000,000	1,000,000		1,000,000	
PHCSRT	CHILD PASSENGER SAFETY PROGRAM	2,000	2,500	500	2,500	
PHM002	DRUG PROGRAM FEE	500	500		500	
PHM005	DUI PROGRAM	90,000	80,000	(10,000)	80,000	
PHM006	ALCOHOL REHAB PROGRAM	40,000	40,000		40,000	
PHMALC	ALCOHOL EDUCATION AND PREVENTION FUIND		200	200	200	
PMHS63	PROP 63 MENTAL HEALTH SERVICES ACT	31,559,203	32,362,636	803,433	32,362,636	
PROP36	PROP 36 FUNDS	10,000	8,000	(2,000)	8,000	
SUB-TOTAL 2S CHS PHF		34,051,703	35,123,836	1,072,133	35,123,836	

Department: DPH : PUBLIC HEALTH

2014-2015 Original Budget	2015-2016 Proposed Budget	2015-2016 vs 2014-2015	2016-2017 Proposed Budget	2016-2017 vs 2015-2016
---------------------------------	---------------------------------	---------------------------	---------------------------------	---------------------------

Uses of Funds Detail Appropriation

CONTINUING PROJECTS:

5H AAA ACP: SFGH-CONTINUING PROJ-OPERATING FD

CHGB5K	SFGH BLDG 5 KITCHEN UPGRADE AND REMODEL			400,000	400,000
CHGB5R	SFGH BLDG 5 RENOVATION & SEISMIC RETRO	5,800,000			(5,800,000)
CHGB5W	SFGH BLDG 5 WARD 7A; B & C PSYCH	150,000			(150,000)
CHGB89	SFGH BLDG 80 & 90 RENO & SEISMIC RETRO	700,000			(700,000)
CHGCLA	CLINICAL LABORATORY AUTOMATION SYSTEM		600,000	600,000	1,000,000
CHGCSI	SFGH CAMPUS SECURITY IMPROVEMENT	350,000			(350,000)
CHGFAS	SFGH CAMPUS FIRE ALARM SYSTEM	350,000			(350,000)
CHGRTP	SFGH REBUILD TRANSITION PLANNING	63,500,000	18,500,000	(45,000,000)	(18,500,000)
CHGUCR	UCSF RESEARCH FACILITY AT SFGH	350,000	150,000	(200,000)	(150,000)
	SUB-TOTAL 5H AAA ACP	71,200,000	19,250,000	(51,950,000)	1,400,000

5L AAA ACP: LHH-CONTINUING PROJ-OPERATING FD

CHLFR	LHH COMPUTER RM FIRE SUPPRESS SYSTEM		200,000	200,000	900,000
CHLPNT	LHH WARDS A B C & H PAINTING	575,000	200,000	(375,000)	(200,000)
CHLROF	LHH ROOFING	400,000			(400,000)
PHLGFT	LHH - GIFT SHOP	10,000			(10,000)
PHLSTR	LHH - GENERAL STORE	32,000			(32,000)
	SUB-TOTAL 5L AAA ACP	1,017,000	400,000	(617,000)	942,000

SUB-TOTAL CONTINUING PROJECTS	116,480,197	101,528,330	(14,951,867)	101,853,826	325,496
--------------------------------------	--------------------	--------------------	---------------------	--------------------	----------------

GRANTS:

2S CHS GNC: GRANTS; NON-PROJECT; CONTINUING

HCA00	MISC GRANTS	5,000	205,000	200,000	205,000
HCA01	HOSPITAL PREPAREDNESS PROGRAM	411,790	467,766	55,976	467,766
HCA02	DPH DEMONSTRATION PROJECTS-HIV INFECTION		1,544,226	1,544,226	2,044,902
HCA005	MEDICAL MONITORING PROJECT	401,770	556,874	155,104	556,874
HCA007	PREVENTION UMBRELLA FOR MSM IN AMERICAS	59,372			(59,372)
HCA014	CDC KENYA - MONITORING & EVALUATION	211,980	217,707	5,727	217,707
HCA016	HIV CARE PROGRAM - SAM	2,663,405	2,663,407	2	2,663,407
HCA018	GHANA MARPS SIZE ESTIMATION	46,301	47,354	1,053	47,354
HCA023	ATLANTA HQ UCSF TECHNICAL ASSISTANCE	90,715	91,977	1,262	91,977
HCA024	THE STOP STUDY	325,058			(325,058)
HCA028	PSI/MYANMAR COLLABORATIVE IMPACT STUDY	40,969			(40,969)
HCA029	TANZANIA UCSF TECHNICAL ASSISTANCE	54,810	57,544	2,734	57,544

Department: DPH : PUBLIC HEALTH

2014-2015 Original Budget	2015-2016 Proposed Budget	2015-2016 vs 2014-2015	2016-2017 Proposed Budget	2016-2017 vs 2015-2016
---------------------------------	---------------------------------	---------------------------	---------------------------------	---------------------------

Uses of Funds Detail Appropriation

GRANTS:

2S CHS GNC: GRANTS; NON-PROJECT; CONTINUING

HCAO41	ADDRESSING SYNDemics-PROG COLLABORATION	186,150		(186,150)	
HCAO43	IMPROVING BLOOD SAFETY AND HIV TESTING	38,593	38,702	109	38,702
HCAO44	HAART OPTIMISM	30,792	31,506	714	31,506
HCAO47	ATLANTA HQ UCSF TECHNICAL ASSIST.-6710SC	49,933	49,933		49,933
HCAO48	LONGITUDINAL RESEARCH TO ASSESS HIV RISK	69,963	71,159	1,196	71,159
HCAO49	ENHANCING PREP IN COMMUNITY SETTINGS	29,686	115,071	85,385	115,071
HCAO50	CHEMOPROPHYLAXIS FOR HIV PREVENTION	14,843		(14,843)	
HCAO51	HIV EVALUATION ACTIVITIES - SOUTH AFRICA	47,290	49,012	1,722	49,012
HCAO53	ASSESSMNT OF HIV RISK AMONG MARPS ZAMBIA	12,544	18,816	6,272	18,816
HCAO54	ATLANTA HQ UCSF TECHNICAL ASSIST.-7098SC	7,045	84,531	77,486	84,531
HCAO58	SHARP: SUMMER HIV/AIDS RESEARCH PROGRAM	13,700	13,603	(97)	13,603
HCAO60	RYAN WHITE PART C	340,667	340,667		340,667
HCAO62	SPECIAL PROJECT OF NATIONAL SIGNIFICANCE	375,000	300,000	(75,000)	300,000
HCAO63	SPNS: ENHANCING ENGAGEMENT IN HIV CARE	375,000	300,000	(75,000)	300,000
HCAO64	HOME: A COMPREHENSIVE HIV TESTING	56,182	57,002	820	57,002
HCAO65	STRATEGIC PLANNING & CAPACTY-MOZAMBIQUE	9,408	9,408		9,408
HCAO66	HIV TRANSMISSION CLUSTER ANALYSIS	45,793	106,113	60,320	106,113
HCAO67	HPTN LEADERSHIP: COMMITTEE CO-CHAIR	23,501	59,542	36,041	59,542
HCAO68	A PROBABILITY-BASED SURVEY OF HIV RISK		162,257	162,257	162,257
HCAO69	STRATEGIC PLANNING & CAPACTY BLDG-7613	28,177	28,459	282	28,459
HCAO71	ATLANTA HQ UCSF TECHNICAL ASSIST.-7630SC	14,088	14,088		14,088
HCAO72	UNDERSTANDING DELAYED ACCESS-HIV PREVN	50,000	50,000		50,000
HCAO73	CAPACTY BUILDING HIGH-IMPACT HIV PREV	1,000,000	1,000,000		1,000,000
HCAO75	TECHNICAL ASSIST. FOR COUNTRIES-8145SC		51,496	51,496	51,496
HCAO76	UNICEF TECHNICAL ASSIST. FOR HIV SURVL		12,566	12,566	12,566
HCAO77	RACIAL & ETHNIC APPROACHES TO CMTY. HLTH		799,159	799,159	799,159
HCAO78	REBOOT		27,843	27,843	27,843
HCAO79	NALTREXONE		33,880	33,880	33,880
HCAO80	MIRTAZAPINE		33,880	33,880	33,880
HCAO81	OPIOID		25,410	25,410	25,410
HCAO82	NALOXONE RX FOR OPIOID EVALUATION (NOSE)		38,115	38,115	38,115
HCAO83	HOMEBASED PREP SUPPORT PROGRAM		13,928	13,928	13,928
HCAO84	EFFECTS OF POLYDRUG USE ON HOMELESS WOMN		13,044	13,044	13,044
HCAPO3	CDC BASIC-REFUGEE	237,720	237,000	(720)	237,000

Department: DPH : PUBLIC HEALTH

2014-2015 Original Budget	2015-2016 Proposed Budget	2015-2016 vs 2014-2015	2016-2017 Proposed Budget	2016-2017 vs 2015-2016
---------------------------------	---------------------------------	---------------------------	---------------------------------	---------------------------

Uses of Funds Detail Appropriation

GRANTS:

2S CHS GNC: GRANTS; NON-PROJECT; CONTINUING

HCCH04	CROSS BAY COLLAB TO COMBAT HUMAN TRAFFIC SAFE	57,680		(57,680)	
HCCH06	ROUTES TO SCHOOL-SAN FCO (SRTS-SF) SF SAFE ROUTES TO	500,000		(500,000)	
HCCH07	SCHOOL PROGRAM	532,830	453,085	(79,745)	453,085
HCCH08	SAFE ROUTES TO SCHOOL-SAN FCO. (SRTS-SF) PANDEMIC		495,000	495,000	495,000
HCD113	INFLUENZA STATE GF	96,972	105,191	8,219	105,191
HCD119	SAN FRANCISCO VACCINE AND PREV. UNIT NATIONAL	44,530	213,126	168,596	213,126
HGD123	HIV BEHAVIORAL SURVEILLANCE HVTN ASSOC DIR FOR	464,713	487,886	23,173	487,886
HCD128	SITES IN THE AMERICAS UCSF-GM CTR FOR AIDS	148,433	145,004	(3,429)	145,004
HCD134	RESEARCH (CFAR) STD SURVEILLANCE NETWORK (SSUN)	51,144	44,112	(7,032)	44,112
HCDC01	COMMUNITY TRANSFORMATION GRANT	150,000	150,000		150,000
HCDC11	TUBERCULOSIS EPIDEMIOLOGIC STUDIES PREVENTION	671,580		(671,580)	
HCDC12	TRAINING (STD)	233,071	232,617	(454)	232,617
HCDC13	HEAL SF B-I IDENTIFICATION AND CARE	219,101		(219,101)	
HCDC20	ACTIVE ENHANCED SURVEILLANCE VIRAL HEP CATB	300,000		(300,000)	
HCDC21	CONTROLLER ASSOC. (CTCA) PROJECT ENVIRONMENTAL HLTH	519,945	805,740	285,795	805,740
HCDC22	ASSESSMENT HEAT WAVE STATE LOCAL OVERSIGHT PROJECT	161,499	161,499		161,499
HCEH04	BLDG RESILIENCE AGAINST CLIMATE EFFECTS LIGHT BROWN	10,000		(10,000)	
HCEH08	APPLE MOTH PROGRAM CONTINUING TO ADVANCE HEALTH	512,685	493,000	(19,685)	493,000
HCEH12	& EQUITY SF BEACH WATER QUALITY MONITOR &	173,515	195,502	21,987	195,502
HCEH13	NOTIFICATN CA COLON CANCER CONTROL HEALTH		12,500	12,500	12,500
HCEH14	PROGRAM LARKIN STREET YOUTH CENTER		144,999	144,999	144,999
HCEH15	MCKINNEY HOMELESS GRANT (CHN-PC)		30,000	30,000	30,000
HCGCOL	METTA HEALTH FOUNDATION GRANT COPC-SEHC-SALES	100,370	100,370		100,370
HCGLSC	FORCE GRANT TARC-OUTPATIENT EARLY INTERVENTION	77,966	77,966		77,966
HCGMCK	SVCS PREV. & HEALTH - TOM WADDELL (CHN-PC) COLLAB	765,204	765,204		765,204
HCGMHF	INIT TO HELP END CHRONIC HOMELESS DIR ACCESS TO	38,397	38,397		38,397
HCGSAL	HOUSING-CHRONICALLY ALCOHO NURSE FAMILY	102,555	102,555		102,555
HCGTAR	PARTNERSHIP	219,613	219,613		219,613
HCGTWC	AHWG HEALTH EDUCATION	94,787	94,787		94,787
HCH005	LEAD CASE MANAGEMENT CONTRACT	690,265	748,392	58,127	748,392
HCH007		816,822	841,999	25,177	841,999
HCMC02		1,393,561	1,507,544	113,983	1,507,731
HCMC04		60,000		(60,000)	
HCPB02		543,544	534,343	(9,201)	534,343

Department: DPH : PUBLIC HEALTH

2014-2015 Original Budget	2015-2016 Proposed Budget	2015-2016 vs 2014-2015	2016-2017 Proposed Budget	2016-2017 vs 2015-2016
---------------------------------	---------------------------------	---------------------------	---------------------------------	---------------------------

Uses of Funds Detail Appropriation

GRANTS:

2S CHS GNC: GRANTS; NON-PROJECT; CONTINUING

HCPB11	BEACH WATER QUALITY MONITOR & NOTIFICATN	25,000		(25,000)	
HCPD10	STATE AIDS DRUG PROGRAM	222,282	222,282		222,282
HCPD13	CARE TITLE FORMULA	16,035,024	14,897,550	(1,137,474)	14,897,550
HCPD14	LOCAL ASSIST BLOCK GRANT	765,778	773,885	8,107	773,885
HCPD16	STD PREVENTION	1,392,818	1,392,818		1,392,818
HCPD17	TB/HIV PREVENTION	829,272	941,572	112,300	941,572
HCPD21	TUBERCULOSIS SUBVENTION	305,710	305,710		305,710
HCPD29	IMMUNIZATION SERVICES	1,247,991	1,324,396	76,405	1,324,396
HCPD69	HEALTH PREPAREDNESS & RESPONSE BIOTERROR	938,137	880,009	(58,128)	880,009
HCPD79	CENTER FOR AIDS PREVENTION STUDIES	28,177	28,459	282	28,459
HCPD89	HIV CORE AND INCIDENCE SURVEILLANCE	1,512,334	1,407,688	(104,646)	1,407,688
HCPD90	AIDS PREVENTION & EDUC	6,037,405	6,387,847	350,442	6,387,847
HCPD95	SAN FRANCISCO CITIES READINESS INITIATIV	385,564	522,472	136,908	522,472
HCPH01	HEALTH EDUCATION AB75	277,439	243,298	(34,141)	243,298
HCPM01	TITLE X FAMILY PLANNING	162,199	182,900	20,701	182,900
HCPM02	BLACK INFANT HEALTH PROGRAM	637,975	933,906	295,931	933,906
HCPM03	MCH ALLOTMENT	4,171,195	6,398,240	2,227,045	6,398,240
HCPM05	CHDP/EPSDT/PHN/PCG	1,287,268	1,361,889	74,621	1,361,889
HCPM08	WIC PROGRAM	2,965,019	3,670,193	705,174	3,670,193
HCPM13	NUTRITION NETWORK PROJECT	1,232,338	1,434,385	202,047	1,434,385
HCPM14	HEALTH CARE-CHILDREN IN FOSTER CARE	960,725	1,060,319	99,594	1,060,319
HCSA02	SECOND CHANCE PRISONER REENTRY	600,000		(600,000)	
HCSA03	SHOP	450,000		(450,000)	
HCSA04	SUPERVISED VISITATION/SAFE EXCHANGE	133,333	132,500	(833)	132,500
HCSA08	BUPRENORPHINE SMOKING CESSATION PROGRAM	91,327		(91,327)	
HCSA14	PREVENTION AND FAMILY RECOVERY		99,900	99,900	99,900
HIMAD01	INTEGRATED SERVICES FOR MENTALLY ILL	560,056	701,988	141,932	701,988
HIMAD03	PRIMARY & BEHAVIORAL HLTH CARE INTEGRATI	498,318		(498,318)	
HIMAD04	STATE VOCATIONAL REHABILITATION SERVICES	90,400	90,400		90,400
HIMAD05	MENTORING & PEER SUPPORT (MAPS) PROJECT		348,142	348,142	348,142
HIMCH02	URBAN TRAILS SAN FRANCISCO	1,000,000		(1,000,000)	
HIMCH06	MENTAL HEALTH TRIAGE PERSONNEL	4,204,394	4,204,394		4,204,394
HIMCH07	BAY AREA TRAUMA INFORMED SYSTEMS OF CARE		1,000,000	1,000,000	1,000,000
HIMIM005	HRSATITLE IV HIV SERVICES	97,531	89,728	(7,803)	89,728

Department: DPH : PUBLIC HEALTH

2014-2015 Original Budget	2015-2016 Proposed Budget	2015-2016 vs 2014-2015	2016-2017 Proposed Budget	2016-2017 vs 2015-2016
---------------------------------	---------------------------------	---------------------------	---------------------------------	---------------------------

Uses of Funds Detail Appropriation

GRANTS:					
2S CHS GNC: GRANTS; NON-PROJECT; CONTINUING					
HMM007	SAMHSA GRANT ALLOCATION FY	2,828,081	3,211,907	383,826	3,211,907
HMPATH	SB MCKINNEY-PATH	576,749	603,282	26,533	603,282
	SUB-TOTAL 2S CHS GNC	69,667,866	74,090,535	4,422,669	74,591,398
					500,863
5H AAA ARA: AMERICAN RECOVERY AND REINVESTMENT ACT					
GHARRA	SFGH FEDERAL STIMULUS-FMAP ARRA GRANT	4,152,116	3,302,450	(849,666)	3,017,513
	SUB-TOTAL 5H AAA ARA	4,152,116	3,302,450	(849,666)	3,017,513
					(284,937)
5L AAA ARA: AMERICAN RECOVERY AND REINVESTMENT ACT					
HLARRA	FEDERAL STIMULUS-FMAP ARRA GRANT-LHH	658,750	263,500	(395,250)	263,500
	SUB-TOTAL 5L AAA ARA	658,750	263,500	(395,250)	263,500
	SUB-TOTAL GRANTS	74,478,732	77,656,485	3,177,753	77,872,411
					215,926
WORK ORDERS/OVERHEAD:					
1G AGF WOF: GENERAL FUND WORK ORDER FUND					
DPHMH	MENTAL HEALTH	15,504,558	18,009,393	2,504,835	17,965,829
DPHPC	PRIMARY CARE	887,557	1,352,130	464,573	1,376,707
DPHPH	PUBLIC HEALTH DIVISION	12,226,661	13,619,855	1,393,194	13,558,430
DPHSA	SUBSTANCE ABUSE	4,420,185	3,863,231	(556,954)	3,887,808
	SUB-TOTAL 1G AGF WOF	33,038,961	36,844,609	3,805,648	36,788,774
					(55,835)
5L AAA WOF: LHH WORK ORDER FUND					
DPLH	LAGUNA HONDA HOSPITAL	229,950	229,950		229,950
	SUB-TOTAL 5L AAA WOF	229,950	229,950		229,950
	SUB-TOTAL WORK ORDERS/OVERHEAD	33,268,911	37,074,559	3,805,648	37,018,724
					(55,835)
Total Uses of Funds		1,984,261,187	2,029,595,42	45,334,236	2,069,857,831
					40,262,408

Department: LIB : PUBLIC LIBRARY

2014-2015 Original Budget	2015-2016 Proposed Budget	2015-2016 vs 2014-2015	2016-2017 Proposed Budget	2016-2017 vs 2015-2016
---------------------------------	---------------------------------	---------------------------	---------------------------------	---------------------------

Fund Summary

2S LIB	PUBLIC LIBRARY SPEC REV FD	107,904,073	116,569,318	8,665,245	120,096,318	3,527,000
2S NDF	NEIGHBORHOOD DEVELOPMENT SPEC REV FD	1,139,800		(1,139,800)		
7E BEQ	BEQUESTS FUND	429,500	417,000	(12,500)	417,000	
7E GIF	GIFT FUND	10,000	10,000		10,000	
Total Sources by Funds		109,483,373	116,996,318	7,512,945	120,523,318	3,527,000

Program Summary

EGE	ADULT SERVICES	400,000	400,000		400,000	
EEG	BRANCH PROGRAM	21,289,239	21,665,511	376,272	22,112,927	447,416
FAL	CHILDREN'S BASELINE	11,292,150	11,264,946	(27,204)	11,449,580	184,634
CBF	CHILDREN'S SERVICES	7		(7)		
EGD	COLLECTION TECHNICAL SERVICES	16,456,655	17,047,077	590,422	17,202,623	155,546
EGF	COMMUNITY PARTNERSHIPS AND PROGRAMMING	1,255,330	1,805,725	550,395	1,845,718	39,993
EGH	FACILITES	17,982,392	16,466,481	(1,515,911)	15,663,901	(802,580)
EGG	INFORMATION TECHNOLOGY	8,110,107	8,307,279	197,172	8,132,260	(175,019)
EIB	LIBRARY ADMINISTRATION	13,954,105	21,372,267	7,418,162	24,618,152	3,245,885
EEF	MAIN PROGRAM	18,743,388	18,321,819	(421,569)	18,752,944	431,125
FAY	TRANSITIONAL-AGED YOUTH BASELINE		345,213	345,213	345,213	
Total Uses by Program		109,483,373	116,996,318	7,512,945	120,523,318	3,527,000

Character Summary

001	SALARIES	48,205,820	50,048,950	1,843,130	51,506,779	1,457,829
013	MANDATORY FRINGE BENEFITS	27,280,881	26,132,111	(1,148,770)	26,652,010	519,899
020	OVERHEAD	9,754	461	(9,293)	461	
021	NON PERSONNEL SERVICES	8,535,730	8,689,804	154,074	8,691,806	2,002
040	MATERIALS & SUPPLIES	15,274,828	14,885,257	(389,571)	14,885,257	
060	CAPITAL OUTLAY	2,623,869	1,349,041	(1,274,828)		(1,349,041)
081	SERVICES OF OTHER DEPTS	7,552,491	8,456,199	903,708	8,755,366	299,167
095	INTRAFUND TRANSFERS OUT	2,100,000	925,000	(1,175,000)		(925,000)
098	UNAPPROPRIATED REVENUE-DESIGNATED		7,434,495	7,434,495	10,031,639	2,597,144
ELU	TRANSFER ADJUSTMENTS-USERS	(2,100,000)	(925,000)	1,175,000		925,000
Total Uses by Character		109,483,373	116,996,318	7,512,945	120,523,318	3,527,000

Department: LIB : PUBLIC LIBRARY

2014-2015 Original Budget	2015-2016 Proposed Budget	2015-2016 vs 2014-2015	2016-2017 Proposed Budget	2016-2017 vs 2015-2016
---------------------------------	---------------------------------	---------------------------	---------------------------------	---------------------------

Sources of Funds Detail by Subobject

10110	PROP TAX CURR YR-SECURED	39,020,000	41,402,000	2,382,000	43,457,000	2,055,000
10120	PROP TAX CURR YR-UNSECURED	2,413,000	2,647,000	234,000	2,633,000	(14,000)
10230	UNSECURED INSTL 5/8 YR PLAN	17,000	17,000		17,000	
10310	SUPP ASST SB813-CY SECURED	290,000	367,000	77,000	330,000	(37,000)
10410	SUPP ASST SB813-PY SECURED	610,000	775,000	165,000	697,000	(78,000)
10920	PROP TAX AB 1290 RDA PASSTHROUGH	670,000	752,000	82,000	753,000	1,000
30150	INTEREST EARNED - POOLED CASH	272,400	272,400		272,400	
39899	OTHER CITY PROPERTY RENTALS	1,634,288	2,104,688	470,400	2,104,688	
48111	HOMEOWNERS PROP TAX RELIEF	170,000	170,000		170,000	
48999	OTHER STATE GRANTS & SUBVENTIONS	50,000	50,000		50,000	
62511	BOOKS PAID	57,800	57,800		57,800	
62531	FINES	300,000	300,000		300,000	
62542	LIBRARY EVENTS/MEETING ROOM FEES	8,000	8,000		8,000	
62598	LIBRARY COPY AND PRINT FEES	180,000	180,000		180,000	
62599	MISC LIBRARY SERVICES & OTHER REVENUE	205,000	205,000		205,000	
75415	COMMUNITY IMPROVEMENT IMPACT FEE	1,139,800		(1,139,800)		
78101	GIFTS AND BEQUESTS	39,500	27,000	(12,500)	27,000	
865EV	EXP REC FR ENVIRONMENT (AAO)	61,020	61,430	410	61,430	
9502M	ITI FR 2S/LIB-PUBLIC LIBRARY FUND	2,100,000	925,000	(1,175,000)		(925,000)
99999B	BEGINNING FUND BALANCE-BUDGET BASIS	715,565		(715,565)		
ELIMSD	TRANSFER ADJUSTMENTS-SOURCES	(2,100,000)	(925,000)	1,175,000		925,000
GFS (1)	GENERAL FUND SUPPORT	61,630,000	67,600,000	5,970,000	69,200,000	1,600,000
Total Sources by Funds		109,483,373	116,996,318	7,512,945	120,523,318	3,527,000

(1) This figure represents the nondepartmental (citywide) general fund revenues required to support the department's operations.

Uses of Funds Detail Appropriation

OPERATING:

2S LIB NPR: PUBLIC LIBRARY PRESERVATION FUND

001	SALARIES	48,205,820	50,048,950	1,843,130	51,506,779	1,457,829
013	MANDATORY FRINGE BENEFITS	27,280,881	26,132,111	(1,148,770)	26,652,010	519,899
021	NON PERSONNEL SERVICES	8,535,730	8,689,804	154,074	8,691,806	2,002
040	MATERIALS & SUPPLIES	13,630,282	14,393,234	762,952	14,393,234	
060	CAPITAL OUTLAY	523,869	424,041	(99,828)		(424,041)
081	SERVICES OF OTHER DEPTS	7,552,491	8,446,683	894,192	8,745,850	299,167

Department: LIB : PUBLIC LIBRARY

2014-2015 Original Budget	2015-2016 Proposed Budget	2015-2016 vs 2014-2015	2016-2017 Proposed Budget	2016-2017 vs 2015-2016
---------------------------------	---------------------------------	---------------------------	---------------------------------	---------------------------

Uses of Funds Detail Appropriation

OPERATING:

2S LIB NPR: PUBLIC LIBRARY PRESERVATION FUND

095	INTRAFUND TRANSFERS OUT	2,100,000	925,000	(1,175,000)		(925,000)
098	UNAPPROPRIATED REVENUE-DESIGNATED		7,434,495	7,434,495	10,031,639	2,597,144
ELU	TRANSFER ADJUSTMENTS-USERS	(2,100,000)	(925,000)	1,175,000		925,000
	SUB-TOTAL 2S LIB NPR	105,729,073	115,569,318	9,840,245	120,021,318	4,452,000
	SUB-TOTAL OPERATING	105,729,073	115,569,318	9,840,245	120,021,318	4,452,000

CONTINUING PROJECTS:

2S LIB CPR: LIBRARY FUND - CONTINUING PROJECTS

CLBCPC	SFPL CAPITAL IMPROVEMENT PROJECT	100,000	100,000			(100,000)
CLBPOP	SFPL POST OCCUPANCY ENHANCEMENTS PROJECT	700,000	825,000	125,000		(825,000)
CLBTNC	SFPL TEEN CENTER	1,300,000		(1,300,000)		
	SUB-TOTAL 2S LIB CPR	2,100,000	925,000	(1,175,000)		(925,000)

2S LIB SRF: LIBRARY SPECIAL REVENUE FUND

PLB008	LIBRARY SPECIAL COLLECTION-HISTORY ROOM	25,000	25,000		25,000	
	SUB-TOTAL 2S LIB SRF	25,000	25,000		25,000	

2S NDF ENH: EASTERN NEIGHBORHOOD PUBLIC BENEFIT FUND

PLB040	IPIC - LIBRARY MATERIALS	712,900		(712,900)		
	SUB-TOTAL 2S NDF ENH	712,900		(712,900)		

2S NDF MOC: MARKET & OCTAVIA COMMUNITY IMPROVEMENT

PLB040	IPIC - LIBRARY MATERIALS	126,900		(126,900)		
	SUB-TOTAL 2S NDF MOC	126,900		(126,900)		

2S NDF RHP: RINCON HILL & SOMA COMMUNITY FUNDS

PLB040	IPIC - LIBRARY MATERIALS	300,000		(300,000)		
	SUB-TOTAL 2S NDF RHP	300,000		(300,000)		

	SUB-TOTAL CONTINUING PROJECTS	3,264,800	950,000	(2,314,800)	25,000	(925,000)
--	--------------------------------------	------------------	----------------	--------------------	---------------	------------------

GRANTS:

2S LIB GNC: GRANTS; NON-PROJECT; CONTINUING

LBREAD	PROJ READ TUTOR/STUDENT ENHANCEMENT	50,000	50,000		50,000	
	SUB-TOTAL 2S LIB GNC	50,000	50,000		50,000	

Department: LIB : PUBLIC LIBRARY

2014-2015 Original Budget	2015-2016 Proposed Budget	2015-2016 vs 2014-2015	2016-2017 Proposed Budget	2016-2017 vs 2015-2016
---------------------------------	---------------------------------	---------------------------	---------------------------------	---------------------------

Uses of Funds Detail Appropriation

GRANTS:

7E BEQ BEQ: ETF-BEQUESTS FUND

LBBERN	HARVEY V. BERNEKING BEQUEST	12,500		(12,500)	
LBDANN	LILLIAN DANNENBERG BEQUEST	15,000	15,000		15,000
LBG122	FUHRMAN BEQUEST	400,000	400,000		400,000
LBVEEL	ESTATE OF LEE LAWNHURST (ASCAP)	2,000	2,000		2,000
SUB-TOTAL 7E BEQ BEQ		429,500	417,000	(12,500)	417,000

7E GIF GIF: ETF-GIFT FUND

LBARTS	F&F-SPL COLL-ARCHITECTURE/DECORATIVE ART	5,000	5,000		5,000
LBG607	LIB FOUND-STEGNER ENVIRONMENTAL CTR	5,000	5,000		5,000
SUB-TOTAL 7E GIF GIF		10,000	10,000		10,000

SUB-TOTAL GRANTS

		489,500	477,000	(12,500)	477,000
Total Uses of Funds		109,483,373	116,996,318	7,512,945	120,523,318

Department: PUC : PUBLIC UTILITIES COMMISSION

2014-2015 Original Budget	2015-2016 Proposed Budget	2015-2016 vs 2014-2015	2016-2017 Proposed Budget	2016-2017 vs 2015-2016
---------------------------------	---------------------------------	---------------------------	---------------------------------	---------------------------

Fund Summary

5C AAA	CWP-OPERATING FUND	234,415,819	231,944,358	(2,471,461)	249,049,848	17,105,490
5C CPF	CWP-CAPITAL PROJECTS FUND	39,000,000	41,000,000	2,000,000	41,000,000	
5T AAA	HETCHY OPERATING FUND	179,690,787	186,232,309	6,541,522	200,488,616	14,256,307
5T CPF	HETCHY CAPITAL PROJECTS FUND	2,000,000	2,000,000		2,000,000	
5W AAA	SFWD-OPERATING FUND	469,196,173	478,680,436	9,484,263	479,534,224	853,788
5W CPF	SFWD-CAPITAL PROJECTS FUND	15,275,000	33,404,000	18,129,000	33,404,000	
Total Sources by Funds		939,577,779	973,261,103	33,683,324	1,005,476,688	32,215,585

Program Summary

BDA	ADMINISTRATION	157,346,848	145,312,216	(12,034,632)	159,240,881	13,928,665
BCE	CUSTOMER SERVICES	13,999,754	14,123,568	123,814	14,398,817	275,249
BDQ	DEBT SERVICE	290,136,299	325,432,906	35,296,607	325,432,906	
BCT	FINANCE	12,140,389	12,752,357	611,968	14,117,619	1,365,262
BCR	GENERAL MANAGEMENT	(69,429,504)	(68,608,028)	821,476	(70,815,914)	(2,207,886)
BCP	HETCH HETCHY CAPITAL PROJECTS	25,251,796	19,353,662	(5,898,134)	19,353,662	
BDO	HETCHY WATER OPERATIONS	67,361,815	66,384,761	(977,054)	67,288,450	903,689
BCW	HUMAN RESOURCES	11,553,666	11,243,140	(310,526)	11,408,292	165,152
BCS	MANAGEMENT INFORMATION	25,444,234	24,231,249	(1,212,985)	24,539,391	308,142
BDR	OPERATING RESERVE	21,931,665	6,086,100	(15,845,565)	20,116,464	14,030,364
BDI	POWER INFRASTRUCTURE DEVELOPMENT	53,897,984	74,448,099	20,550,115	75,518,427	1,070,328
BDG	POWER PURCHASING/ SCHEDULING	10,314,730	10,513,036	198,306	10,616,748	103,712
BCC	POWER UTILITY SERVICES	357,000		(357,000)		
BCV	STRATEGIC PLANNING/COMPLIANCE	14,198,595	14,233,925	35,330	14,436,469	202,544
BDP	WASTEWATER CAPITAL PROJECTS	39,000,000	41,000,000	2,000,000	41,000,000	
BDE	WASTEWATER COLLECTION	32,169,116	32,205,945	36,829	32,487,323	281,378
BAX	WASTEWATER OPERATIONS	4,262,578	4,295,117	32,539	4,308,786	13,669
BDC	WASTEWATER TREATMENT	74,493,881	76,503,643	2,009,762	77,855,979	1,352,336
BCI	WATER CAPITAL PROJECTS	34,392,000	43,592,000	9,200,000	43,592,000	
BDJ	WATER SOURCE OF SUPPLY	23,802,403	20,484,310	(3,318,093)	20,755,480	271,170
BDK	WATER TRANSMISSION/ DISTRIBUTION	52,812,462	53,942,858	1,130,396	54,412,194	469,336
BDM	WATER TREATMENT	44,140,068	45,730,239	1,590,171	45,412,714	(317,525)
Total Uses by Program		939,577,779	973,261,103	33,683,324	1,005,476,688	32,215,585

Department: PUC : PUBLIC UTILITIES COMMISSION

2014-2015 Original Budget	2015-2016 Proposed Budget	2015-2016 vs 2014-2015	2016-2017 Proposed Budget	2016-2017 vs 2015-2016
---------------------------------	---------------------------------	---------------------------	---------------------------------	---------------------------

Character Summary

001	SALARIES	210,364,507	219,954,102	9,589,595	226,204,683	6,250,581
013	MANDATORY FRINGE BENEFITS	94,815,847	89,870,559	(4,945,288)	91,319,829	1,449,270
020	OVERHEAD		2,277	2,277	2,277	
021	NON PERSONNEL SERVICES	109,871,490	130,918,633	21,047,143	131,895,577	976,944
038	CITY GRANT PROGRAMS	2,604,178	2,854,178	250,000	2,854,178	
040	MATERIALS & SUPPLIES	28,878,259	29,771,222	892,963	29,771,222	
060	CAPITAL OUTLAY	19,555,988	17,563,480	(1,992,508)	17,073,480	(490,000)
06F	FACILITIES MAINTENANCE	39,756,000	37,789,000	(1,967,000)	37,789,000	
06P	PROGRAMMATIC PROJECTS	2,585,000	2,337,000	(248,000)	2,337,000	
070	DEBT SERVICE	302,974,270	338,272,377	35,298,107	338,272,377	
079	ALLOCATED CHARGES	(12,837,971)	(12,839,471)	(1,500)	(12,839,471)	
081	SERVICES OF OTHER DEPTS	173,276,698	173,053,418	(223,280)	177,324,707	4,271,289
091	OPERATING TRANSFERS OUT	36,895,137	36,695,137	(200,000)	36,695,137	
095	INTRAFUND TRANSFERS OUT	146,403,690	142,749,096	(3,654,594)	141,118,400	(1,630,696)
097	UNAPPROPRIATED REVENUE RETAINED	91,470,796	95,837,662	4,366,866	95,837,662	
098	UNAPPROPRIATED REVENUE-DESIGNATED	38,323,948	9,760,646	(28,563,302)	33,645,109	23,884,463
ELU	TRANSFER ADJUSTMENTS-USES	(345,360,058)	(341,328,213)	4,031,845	(343,824,479)	(2,496,266)
Total Uses by Character		939,577,779	973,261,103	33,683,324	1,005,476,688	32,215,585

Sources of Funds Detail by Subobject

30150	INTEREST EARNED - POOLED CASH	2,729,501	3,467,334	737,833	4,880,307	1,412,973
39899	OTHER CITY PROPERTY RENTALS	12,042,045	12,845,419	803,374	13,230,780	385,361
63102	SEWER SERVICE CHARGE-COMML/RESID	251,808,700	250,053,608	(1,755,092)	267,429,561	17,375,953
63104	SEWER SERVICE CHARGE-SPCL DISTRICT	6,405,000	6,361,048	(43,952)	6,803,070	442,022
68100	TREASURE ISLAND UTILITIES REVENUE	4,512,010	5,008,184	496,174	5,190,289	182,105
68111	SALE OF WATER-SF CONSUMERS	189,958,192	205,694,354	15,736,162	225,894,163	20,199,809
68121	SALE OF WATER-MUNI PAYING	2,079,010	2,251,342	172,332	2,472,431	221,089
68131	SALE OF WATER-SUB NON RESALE	7,877,340	8,530,304	652,964	9,368,006	837,702
68181	SALE OF WATER-SUBURBAN RESALE	211,597,701	247,439,027	35,841,326	242,202,521	(5,236,506)
68611	SALE OF ELECTRICITY-CITY NON-WORKORDERS	19,603,787	19,450,446	(153,341)	21,682,571	2,232,125
68612	SALE OF ELECTRICITY-NON-CITY	21,401,858	20,341,491	(1,060,367)	27,654,241	7,312,750
68614	SALE OF ELECTRICITY-RETAIL	500,000	290,651	(209,349)	543,214	252,563
68711	SALE OF WATER	2,523,516	2,826,338	302,822	2,882,865	56,527
78001	WATER SERVICE INSTALLATION CHARGES	4,588,491	4,726,146	137,655	4,867,930	141,784
78990	ENTERPRISE FEDERAL BOND INT SUBSIDY	28,803,144	28,558,360	(244,784)	28,240,625	(317,735)

Department: PUC : PUBLIC UTILITIES COMMISSION

2014-2015 Original Budget	2015-2016 Proposed Budget	2015-2016 vs 2014-2015	2016-2017 Proposed Budget	2016-2017 vs 2015-2016
---------------------------------	---------------------------------	---------------------------	---------------------------------	---------------------------

Sources of Funds Detail by Subobject

79940	LOAN REV-PRINCIPAL REPMT	1,239,394		(1,239,394)		
79999	OTHER NON-OPERATING REVENUE	6,852,295	8,938,305	2,086,010	8,141,530	(796,775)
86599	EXP REC-GENERAL UNALLOCATED	5,965,000	6,016,000	51,000	6,016,000	
865AA	EXP REC FR ASIAN ARTS MUSEUM (AAO)	533,193	627,553	94,360	680,314	52,761
865AC	EXP REC FR AIRPORT (AAO)	42,612,684	45,750,787	3,138,103	47,770,648	2,019,861
865AD	EXP REC FR ADMINISTRATIVE SERVICES (AAO)	3,992,128	4,121,203	129,075	4,388,648	267,445
865AN	EXP REC FR ANIMAL CARE & CONTROL (AAO)	115,481	102,728	(12,753)	108,458	5,730
865AR	EXP REC FR ART COMMISSION (AAO)	380	570	190	612	42
865CD	EXP REC FR CHILD SUPPORT SERVICES(AAO)	37,338	40,052	2,714	43,234	3,182
865CF	EXP REC FR CONV FACILITIES MGMT (AAO)	3,018,099	3,711,343	693,244	3,909,469	198,126
865CP	EXP REC FR CITY PLANNING (AAO)	359,700	324,792	(34,908)	324,792	
865CT	EXP REC FR CITY ATTORNEY (AAO)	22,631	21,544	(1,087)	23,256	1,712
865DA	EXP REC FR DISTRICT ATTORNEY (AAO)	13,682	16,560	2,878	17,845	1,285
865ED	EXP REC FR EMERGENCY COMM. DEPT.	184,509	231,493	46,984	247,835	16,342
865FA	EXP REC FR FINE ARTS MUSEUM (AAO)	1,198,243	1,350,308	152,065	1,466,930	116,622
865FC	EXP REC FR FIRE DEPT (AAO)	771,238	819,338	48,100	871,946	52,608
865GE	EXP REC FR GENERAL CITY RESP (AAO)	546,779	846,632	299,853	992,676	146,044
865HC	EXP REC FR COMM HEALTH SERVICE (AAO)	127,511	135,389	7,878	143,783	8,394
865HG	EXP REC FR SF GENERAL HOSPITAL (AAO)	5,978,712	6,440,436	461,724	7,110,361	669,925
865HL	EXP REC FR LAGUNA HONDA HOSPITAL (AAO)	2,140,384	2,342,495	202,111	2,567,467	224,972
865HM	EXP REC FR COMM MENTAL HEALTH (AAO)	261,782	300,171	38,389	324,833	24,662
865JV	EXP REC FR JUVENILE COURT (AAO)	643,656	708,171	64,515	745,288	37,117
865LB	EXP REC FR PUBLIC LIBRARY (AAO)	1,219,110	1,291,938	72,828	1,361,235	69,297
865MT	EXP REC FR MUNICIPAL TRANSPORTATION(AAO)	8,000	8,000		8,000	
865PC	EXP REC FR POLICE COMMISSION (AAO)	527,034	577,578	50,544	618,062	40,484
865PD	EXP REC FR PUBLIC DEFENDER (AAO)	889	1,110	221	1,199	89
865PK	EXP REC FR PARKING & TRAFFIC (AAO)	8,836	9,684	848	10,422	738
865PO	EXP REC FR PORT COMMISSION (AAO)	2,531,299	2,638,914	107,615	2,689,501	50,587
865PR	EXP REC FR PURCHASER (AAO)	193,390	190,746	(2,644)	202,508	11,762
865PT	EXP REC FR PUBLIC TRANSPORTATION(AAO)	7,300,695	8,321,342	1,020,647	8,941,525	620,183
865PW	EXP REC FR PUBLIC WORKS (AAO)	1,308,705	1,528,682	219,977	1,652,363	123,681
865RE	EXP REC FR REAL ESTATE (AAO)	835,983	903,362	67,379	969,108	65,746
865RG	EXP REC FR REGISTRAR OF VOTERS (AAO)	1,981	2,563	582	2,732	169
865RP	EXP REC FR REC & PARK (AAO)	7,782,806	8,258,660	475,854	8,943,137	684,477
865SC	EXP REC FR ACADEMY OF SCIENCE (AAO)	357,280	389,675	32,395	416,109	26,434
865SH	EXP REC FR SHERIFF (AAO)	1,047,612	1,094,732	47,120	1,187,354	92,622

Department: PUC : PUBLIC UTILITIES COMMISSION

2014-2015 Original Budget	2015-2016 Proposed Budget	2015-2016 vs 2014-2015	2016-2017 Proposed Budget	2016-2017 vs 2015-2016
---------------------------------	---------------------------------	---------------------------	---------------------------------	---------------------------

Sources of Funds Detail by Subobject

865SS	EXP REC FR HUMAN SERVICES (AAO)	1,034,657	1,062,381	27,724	1,129,668	67,287
865TI	EXP REC FROM ISD (AAO)	59,988	111,177	51,189	120,014	8,837
865UC	EXP REC FR PUC (AAO)	75,900,766	76,744,049	843,283	78,010,343	1,266,294
865UH	EXP REC FR HETCH HETCHY (AAO)	14,273,083	14,673,917	400,834	15,380,945	707,028
865UW	EXP REC FR WATER DEPT (AAO)	55,438,389	53,974,437	(1,463,952)	54,578,001	603,564
865WM	EXP REC FR WAR MEMORIAL (AAO)	796,735	923,694	126,959	1,006,874	83,180
865WP	EXP REC FR CLEANWATER (AAO)	37,506,698	37,825,574	318,876	39,020,309	1,194,735
9305W	OTI FR 5W-WATER DEPARTMENT FUNDS	36,800,000	36,600,000	(200,000)	36,600,000	
9505C	ITI FR 5C-CLEANWATER PROGRAM FUNDS	44,808,000	46,368,000	1,560,000	46,368,000	
9505T	ITI FR 5T-HETCH HETCHY FUNDS	40,595,796	32,637,662	(7,958,134)	32,637,662	
9505W	ITI FR 5W-WATER DEPARTMENT FUNDS	60,999,894	63,743,434	2,743,540	62,112,738	(1,630,696)
99999B	BEGINNING FUND BALANCE-BUDGET BASIS	50,555,097	24,018,083	(26,537,014)	6,094,859	(17,923,224)
ELIMSD	TRANSFER ADJUSTMENTS-SOURCES	(345,360,058)	(341,328,213)	4,031,845	(343,824,479)	(2,496,266)
Total Sources by Funds		939,577,779	973,261,103	33,683,324	1,005,476,688	32,215,585

Uses of Funds Detail Appropriation

OPERATING:

5C AAA AAA: CWP-OPERATING-NON-PROJ-CONTROLLED FD

001	SALARIES	44,369,402	46,684,459	2,315,057	47,952,288	1,267,829
013	MANDATORY FRINGE BENEFITS	21,306,339	20,351,346	(954,993)	20,729,543	378,197
021	NON PERSONNEL SERVICES	15,838,529	15,770,174	(68,355)	15,770,174	
038	CITY GRANT PROGRAMS		250,000	250,000	250,000	
040	MATERIALS & SUPPLIES	9,789,273	10,109,138	319,865	10,109,138	
060	CAPITAL OUTLAY	1,006,504	693,001	(313,503)	693,001	
070	DEBT SERVICE	54,768,723	65,922,139	11,153,416	65,922,139	
079	ALLOCATED CHARGES	(2,423,730)	(2,424,014)	(284)	(2,424,014)	
081	SERVICES OF OTHER DEPTS	60,593,401	61,224,302	630,901	62,653,402	1,429,100
091	OPERATING TRANSFERS OUT	31,713	31,713		31,713	
095	INTRAFUND TRANSFERS OUT	44,808,000	46,368,000	1,560,000	46,368,000	
098	UNAPPROPRIATED REVENUE-DESIGNATED	21,931,665	6,086,100	(15,845,565)	20,116,464	14,030,364
ELU	TRANSFER ADJUSTMENTS-USES	(44,808,000)	(46,368,000)	(1,560,000)	(46,368,000)	
SUB-TOTAL 5C AAA AAA		227,211,819	224,698,358	(2,513,461)	241,803,848	17,105,490

5T AAA AAA: HETCHY OPERATING-NON-PROJ-CONTROLLED FD

001	SALARIES	26,711,823	27,752,902	1,041,079	28,495,841	742,939
-----	----------	------------	------------	-----------	------------	---------

Department: PUC : PUBLIC UTILITIES COMMISSION

2014-2015 Original Budget	2015-2016 Proposed Budget	2015-2016 vs 2014-2015	2016-2017 Proposed Budget	2016-2017 vs 2015-2016
---------------------------------	---------------------------------	---------------------------	---------------------------------	---------------------------

Uses of Funds Detail Appropriation

OPERATING:

5T AAA AAA: HETCHY OPERATING-NON-PROJ-CONTROLLED FD

013	MANDATORY FRINGE BENEFITS	12,682,310	12,123,320	(558,990)	12,407,526	284,206
021	NON PERSONNEL SERVICES	65,529,440	86,565,569	21,036,129	87,542,513	976,944
040	MATERIALS & SUPPLIES	2,859,273	2,963,916	104,643	2,963,916	
060	CAPITAL OUTLAY	920,660	775,162	(145,498)	775,162	
070	DEBT SERVICE	3,444,584	3,413,829	(30,755)	3,413,829	
079	ALLOCATED CHARGES	(1,247,901)	(1,248,046)	(145)	(1,248,046)	
081	SERVICES OF OTHER DEPTS	20,344,701	20,782,171	437,470	21,549,594	767,423
091	OPERATING TRANSFERS OUT	31,712	31,712		31,712	
095	INTRAFUND TRANSFERS OUT	40,595,796	32,637,662	(7,958,134)	32,637,662	
098	UNAPPROPRIATED REVENUE-DESIGNATED	7,633,389	186,112	(7,447,277)	11,670,907	11,484,795
ELU	TRANSFER ADJUSTMENTS-USERS	(40,595,796)	(32,637,662)	7,958,134	(32,637,662)	
	SUB-TOTAL 5T AAA AAA	138,909,991	153,346,647	14,436,656	167,602,954	14,256,307

5W AAA AAA: SFWD-OPERATING-NON-PROJ-CONTROLLED FD

001	SALARIES	57,731,206	60,315,769	2,584,563	61,960,274	1,644,505
013	MANDATORY FRINGE BENEFITS	28,032,945	26,775,481	(1,257,464)	27,285,262	509,781
021	NON PERSONNEL SERVICES	13,350,205	13,794,522	444,317	13,794,522	
038	CITY GRANT PROGRAMS	2,604,178	2,604,178		2,604,178	
040	MATERIALS & SUPPLIES	13,624,461	13,935,753	311,292	13,935,753	
060	CAPITAL OUTLAY	2,112,804	2,478,903	366,099	1,988,903	(490,000)
070	DEBT SERVICE	244,760,963	268,936,409	24,175,446	268,936,409	
079	ALLOCATED CHARGES	(9,166,340)	(9,167,411)	(1,071)	(9,167,411)	
081	SERVICES OF OTHER DEPTS	66,005,145	64,745,686	(1,259,459)	65,565,884	820,198
091	OPERATING TRANSFERS OUT	36,831,712	36,631,712	(200,000)	36,631,712	
095	INTRAFUND TRANSFERS OUT	60,999,894	63,743,434	2,743,540	62,112,738	(1,630,696)
ELU	TRANSFER ADJUSTMENTS-USERS	(97,799,894)	(100,343,434)	(2,543,540)	(98,712,738)	1,630,696
	SUB-TOTAL 5W AAA AAA	419,087,279	444,451,002	25,363,723	446,935,486	2,484,484

5W AAA WCF: SFWD-WHOLESALE REVENUE COVERAGE RESERVE

098	UNAPPROPRIATED REVENUE-DESIGNATED	8,758,894	3,488,434	(5,270,460)	1,857,738	(1,630,696)
	SUB-TOTAL 5W AAA WCF	8,758,894	3,488,434	(5,270,460)	1,857,738	(1,630,696)

5W PUC OPF: PUC OPERATING FUND

001	SALARIES	36,479,097	38,035,926	1,556,829	39,154,024	1,118,098
013	MANDATORY FRINGE BENEFITS	19,628,155	18,613,285	(1,014,870)	19,156,631	543,346

Department: PUC : PUBLIC UTILITIES COMMISSION

2014-2015 Original Budget	2015-2016 Proposed Budget	2015-2016 vs 2014-2015	2016-2017 Proposed Budget	2016-2017 vs 2015-2016
---------------------------------	---------------------------------	---------------------------	---------------------------------	---------------------------

Uses of Funds Detail Appropriation

OPERATING:

5W PUC OPF: PUC OPERATING FUND

020	OVERHEAD		2,277	2,277	2,277	
021	NON PERSONNEL SERVICES	15,153,316	14,788,368	(364,948)	14,788,368	
040	MATERIALS & SUPPLIES	2,605,252	2,762,415	157,163	2,762,415	
060	CAPITAL OUTLAY	3,718,020	2,303,414	(1,414,606)	2,303,414	
081	SERVICES OF OTHER DEPTS	26,333,451	26,301,259	(32,192)	27,555,827	1,254,568
ELU	TRANSFER ADJUSTMENTS-USES	(103,917,291)	(102,806,944)	1,110,347	(105,722,956)	(2,916,012)

SUB-TOTAL 5W PUC OPF

SUB-TOTAL OPERATING	793,967,983	825,984,441	32,016,458	858,200,026	32,215,585
----------------------------	--------------------	--------------------	-------------------	--------------------	-------------------

ANNUAL PROJECTS:

5C AAA AAP: CWP-OPERATING-ANNUAL PROJECTS

PUW511	TREASURE ISLAND - MAINTENANCE	1,200,000	1,236,000	36,000	1,236,000
PUW514	525 GOLDEN GATE - O & M	1,052,000	1,083,000	31,000	1,083,000
PUW515	525 GOLDEN GATE - LEASE PAYMENT	2,424,000	2,424,000		2,424,000
PWW100	LOW IMPACT DEVELOPMENT	681,000	681,000		681,000
PWW102	COMMUNITY BENEFITS - WASTEWATER	1,150,000	1,125,000	(25,000)	1,125,000
PYEAES	YOUTH EMPLOYMENT & ENVIRONMENTAL SVCS.	697,000	697,000		697,000

SUB-TOTAL 5C AAA AAP

7,204,000	7,246,000	42,000	7,246,000
------------------	------------------	---------------	------------------

5T AAA AAP: HETCHY OPERATING-ANNUAL PROJECTS

FUH100	HETCHY WATER - FACILITIES MAINTENANCE	1,600,000	1,600,000		1,600,000
PUH503	ARC FLASH & ELECTRICAL HAZARD	357,000		(357,000)	
PUH504	WECC/NERC COMPLIANCE	8,397,000	6,075,000	(2,322,000)	6,075,000
PUH506	WECC/NERC TRANSMISSION LINE CLEARANCE	1,500,000	2,000,000	500,000	2,000,000
PUW511	TREASURE ISLAND - MAINTENANCE	2,910,000	2,997,000	87,000	2,997,000
PUW514	525 GOLDEN GATE - O & M	545,000	652,000	107,000	652,000
PUW515	525 GOLDEN GATE - LEASE PAYMENT	1,248,000	1,248,000		1,248,000
PYEAES	YOUTH EMPLOYMENT & ENVIRONMENTAL SVCS.	272,000	310,000	38,000	310,000

SUB-TOTAL 5T AAA AAP

16,829,000	14,882,000	(1,947,000)	14,882,000
-------------------	-------------------	--------------------	-------------------

5W AAA AAP: SFWD-OPERATING-ANNUAL PROJECTS

FUW101	AWSS MAINTENANCE - CDD	500,000	500,000		500,000
FUW102	WATER ENTERPRISE-WATERSHED PROTECTION	1,213,000	790,000	(423,000)	790,000
PUW511	TREASURE ISLAND - MAINTENANCE	1,132,000	1,165,000	33,000	1,165,000
PUW514	525 GOLDEN GATE - O & M	3,403,000	3,505,000	102,000	3,505,000

Department: PUC : PUBLIC UTILITIES COMMISSION

2014-2015 Original Budget	2015-2016 Proposed Budget	2015-2016 vs 2014-2015	2016-2017 Proposed Budget	2016-2017 vs 2015-2016
---------------------------------	---------------------------------	---------------------------	---------------------------------	---------------------------

Uses of Funds Detail Appropriation

ANNUAL PROJECTS:

5W AAA AAP: SFWD-OPERATING-ANNUAL PROJECTS

PUW515	525 GOLDEN GATE - LEASE PAYMENT	9,167,000	9,166,000	(1,000)	9,166,000
PUW518	COMMUNITY BENEFITS - WATER ENTERPRISE	1,313,000	1,052,000	(261,000)	1,052,000
PYEAES	YOUTH EMPLOYMENT & ENVIRONMENTAL SVCS.	1,290,000	1,290,000		1,290,000
SUB-TOTAL 5W AAA AAP		18,018,000	17,468,000	(550,000)	17,468,000

SUB-TOTAL ANNUAL PROJECTS		42,051,000	39,596,000	(2,455,000)	39,596,000
----------------------------------	--	-------------------	-------------------	--------------------	-------------------

CONTINUING PROJECTS:

5C CPF R&R: CWP-CAPITAL PROJECTS-REPAIR & REPLACE

CWPZZZ	CWP:REVENUE TRANSFER-SUB FUND LEVEL	39,000,000	41,000,000	2,000,000	41,000,000
SUB-TOTAL 5C CPF R&R		39,000,000	41,000,000	2,000,000	41,000,000

5T AAA ACP: HETCHY CONTINUING PROJ-OPERATING FD

CUHZZZ	HHP:REVENUE TRANSFER-SUB FUND LEVEL	23,251,796	17,353,662	(5,898,134)	17,353,662
SUB-TOTAL 5T AAA ACP		23,251,796	17,353,662	(5,898,134)	17,353,662

5T AAA CCA: COMMUNITY CHOICE AGGREGATION RESERVE FD

CUH978	COMMUNITY CHOICE PROJECT - CCA	700,000	650,000	(50,000)	650,000
SUB-TOTAL 5T AAA CCA		700,000	650,000	(50,000)	650,000

5T CPF TBC: TRANSBAY CABLE

CUH887	SF ELECTRICAL RELIABILITY/TRANSBAY PRJCT	2,000,000	2,000,000		2,000,000
SUB-TOTAL 5T CPF TBC		2,000,000	2,000,000		2,000,000

5W AAA ACP: SFWD-CONTINUING PROJ-OPERATING FD

CUW257	WATERSHED PROTECTION	358,000	330,000	(28,000)	330,000
CUW265	LANDSCAPE CONSERVATION PROGRAM	1,503,000	1,320,000	(183,000)	1,320,000
CUW271	LONG TERM MONITORING & PERMIT PROGRAM	3,312,000	4,458,000	1,146,000	4,458,000
CUWZZZ	WTR:REVENUE TRANSFER-SUB FUND LEVEL	13,944,000	4,080,000	(9,864,000)	4,080,000
PUW502	WATER RESOURCES PLANNING AND DEVELOPMENT	3,500,000	445,000	(3,055,000)	445,000
PUW517	RETROFIT GRANT PROGRAM	715,000	2,640,000	1,925,000	2,640,000
SUB-TOTAL 5W AAA ACP		23,332,000	13,273,000	(10,059,000)	13,273,000

5W CPF LOC: SFWD-CAPITAL PROJECTS-LOCAL FUND

CUWZZZ	WTR:REVENUE TRANSFER-SUB FUND LEVEL		11,691,400	11,691,400	11,691,400
SUB-TOTAL 5W CPF LOC			11,691,400	11,691,400	11,691,400

Department: PUC : PUBLIC UTILITIES COMMISSION

2014-2015 Original Budget	2015-2016 Proposed Budget	2015-2016 vs 2014-2015	2016-2017 Proposed Budget	2016-2017 vs 2015-2016
---------------------------------	---------------------------------	---------------------------	---------------------------------	---------------------------

Uses of Funds Detail Appropriation

CONTINUING PROJECTS:

5W CPF WCF: WHOLESALE CUSTOMER CAPITAL FUND (WATER)

CUWZZZ	WTR:REVENUE TRANSFER-SUB FUND LEVEL	15,275,000	21,712,600	6,437,600	21,712,600
SUB-TOTAL 5W CPF WCF		15,275,000	21,712,600	6,437,600	21,712,600
SUB-TOTAL CONTINUING PROJECTS		103,558,796	107,680,662	4,121,866	107,680,662
Total Uses of Funds		939,577,779	973,261,103	33,683,324	1,005,476,688
				32,215,585	

Department: REC : RECREATION AND PARK COMMISSION

2014-2015 Original Budget	2015-2016 Proposed Budget	2015-2016 vs 2014-2015	2016-2017 Proposed Budget	2016-2017 vs 2015-2016
---------------------------------	---------------------------------	---------------------------	---------------------------------	---------------------------

Fund Summary

1G AGF	GENERAL FUND	91,847,507	96,499,074	4,651,567	89,476,226	(7,022,848)
2S CRF	CULTURE & RECREATION SPEC REV FD	5,263,448	5,780,225	516,777	5,829,355	49,130
2S GOL	GOLF FUND	13,563,580	14,900,508	1,336,928	15,412,678	512,170
2S NDF	NEIGHBORHOOD DEVELOPMENT SPEC REV FD	5,893,000	6,617,000	724,000	6,800,300	183,300
2S OSP	OPEN SPACE & PARK FUND	45,785,658	47,855,780	2,070,122	49,230,182	1,374,402
3C RPF	RECREATION & PARK CAPITAL IMPVTS FUND		4,521,665	4,521,665		(4,521,665)
7E BEQ	BEQUESTS FUND	400,000	400,000		400,000	
7E GIF	GIFT FUND	471,249	471,254	5	471,254	
Total Sources by Funds		163,224,442	177,045,506	13,821,064	167,619,995	(9,425,511)

Program Summary

ECS	CAPITAL PROJECTS	22,866,027	32,112,750	9,246,723	20,023,542	(12,089,208)
FAL	CHILDREN'S BASELINE	11,204,598	11,416,329	211,731	11,571,599	155,270
CAQ	CHILDREN'S SVCS - NON - CHILDREN'S FUND	1,100,000	1,286,332	186,332	1,309,485	23,153
EAA	GOLDEN GATE PARK	10,885,319	11,404,698	519,379	11,590,175	185,477
ECY	MARINA HARBOR	3,907,336	3,926,872	19,536	3,974,749	47,877
EAP	PARKS	79,515,425	79,869,465	354,040	81,353,542	1,484,077
EIA	REC & PARK ADMINISTRATION	76,350	326,350	250,000	326,350	
ECU	RECREATION	18,344,488	19,227,881	883,393	19,892,364	664,483
ECD	STRUCTURAL MAINTENANCE	15,324,899	17,474,829	2,149,930	17,578,189	103,360
Total Uses by Program		163,224,442	177,045,506	13,821,064	167,619,995	(9,425,511)

Character Summary

001	SALARIES	62,331,920	66,346,521	4,014,601	68,364,281	2,017,760
013	MANDATORY FRINGE BENEFITS	29,558,886	29,043,638	(515,248)	29,730,299	686,661
020	OVERHEAD	31,088,597	(2,259,216)	(33,347,813)	(2,474,810)	(215,594)
021	NON PERSONNEL SERVICES	19,037,811	19,553,021	515,210	19,489,492	(63,529)
038	CITY GRANT PROGRAMS	589,350	692,494	103,144	642,494	(50,000)
040	MATERIALS & SUPPLIES	5,619,155	5,535,284	(83,871)	5,489,107	(46,177)
060	CAPITAL OUTLAY	22,826,062	31,254,745	8,428,683	19,951,124	(11,303,621)
06F	FACILITIES MAINTENANCE	2,355,000	1,397,320	(957,680)	1,363,400	(33,920)
06P	PROGRAMMATIC PROJECTS	68,598	1,146,013	1,077,415	273,016	(872,997)
070	DEBT SERVICE	1,725,535	1,725,135	(400)	1,725,135	

Department: REC : RECREATION AND PARK COMMISSION

2014-2015 Original Budget	2015-2016 Proposed Budget	2015-2016 vs 2014-2015	2016-2017 Proposed Budget	2016-2017 vs 2015-2016
---------------------------------	---------------------------------	---------------------------	---------------------------------	---------------------------

Character Summary

081	SERVICES OF OTHER DEPTS	20,677,196	22,610,551	1,933,355	23,066,457	455,906
091	OPERATING TRANSFERS OUT	6,141,627	7,210,915	1,069,288	6,480,481	(730,434)
095	INTRAFUND TRANSFERS OUT	5,743,589	6,336,130	592,541	6,807,473	471,343
098	UNAPPROPRIATED REVENUE-DESIGNATED	149,141		(149,141)		
ELU	TRANSFER ADJUSTMENTS-USES	(44,688,025)	(13,547,045)	31,140,980	(13,287,954)	259,091
Total Uses by Character		163,224,442	177,045,506	13,821,064	167,619,995	(9,425,511)

Sources of Funds Detail by Subobject

10110	PROP TAX CURR YR-SECURED	39,020,000	41,402,000	2,382,000	43,457,000	2,055,000
10120	PROP TAX CURR YR-UNSECURED	2,413,000	2,647,000	234,000	2,633,000	(14,000)
10230	UNSECURED INSTL 5/8 YR PLAN	17,000	17,000		17,000	
10310	SUPP ASST SB813-CY SECURED	290,000	367,000	77,000	330,000	(37,000)
10410	SUPP ASST SB813-PY SECURED	610,000	775,000	165,000	697,000	(78,000)
10920	PROP TAX AB 1290 RDA PASSTHROUGH	670,000	752,000	82,000	753,000	1,000
12910	STADIUM ADMISSION TAX	75,000		(75,000)		
30140	INTEREST EARNED - NON POOLED CASH	26,000	26,000		26,000	
30150	INTEREST EARNED - POOLED CASH	497,000	497,000		497,000	
35210	CIVIC CENTER GARAGE	1,674,166	2,000,000	325,834	2,000,000	
35218	ST. MARY'S GARAGE	975,000	975,000		900,000	(75,000)

Department: REC : RECREATION AND PARK COMMISSION

2014-2015 Original Budget	2015-2016 Proposed Budget	2015-2016 vs 2014-2015	2016-2017 Proposed Budget	2016-2017 vs 2015-2016
---------------------------------	---------------------------------	---------------------------	---------------------------------	---------------------------

Sources of Funds Detail by Subobject

35219	UNION SQUARE GARAGE	3,754,591	3,300,000	(454,591)	3,100,000	(200,000)
35222	PORTSMOUTH GARAGE	1,500,000	1,500,000		1,500,000	
35225	PARKING FEES-VARIOUS REC/PARK FACILITIES	770,000	780,000	10,000	780,000	
35226	MUSIC CONCOURSE-PARKING	120,000	120,000		120,000	
35311	RENTALS-BALBOA STADIUM	50,000	50,000		50,000	
35331	RENTALS-CANDLESTICK PARK	4,172,500	522,500	(3,650,000)		(522,500)
35341	RENTALS-KEZAR PAVILION	120,000	130,000	10,000	130,000	
35342	RENTALS-KEZAR STADIUM	47,000	55,000	8,000	55,000	
35351	RENTALS-RECREATION FACILITIES	973,000	1,140,000	167,000	1,145,000	5,000
35490	GOLF RESIDENT CARD FEES	270,000	400,000	130,000	400,000	
35499	CONCESSION-MISCELLANEOUS	7,225,652	7,363,935	138,283	7,104,292	(259,643)
39899	OTHER CITY PROPERTY RENTALS	374,000	374,000		374,000	
48111	HOMEOWNERS PROP TAX RELIEF	170,000	170,000		170,000	
62611	ADMISSION-RECREATION FACILITIES	4,260,182	4,695,708	435,526	4,695,708	
62621	CAMP MATHER FEES	1,870,000	1,855,000	(15,000)	1,855,000	
62631	GOLF FEES	6,727,322	6,930,919	203,597	7,024,637	93,718
62641	TENNIS FEES	45,000	50,000	5,000	50,000	
62651	SWIM POOL FEES	950,000	1,000,000	50,000	1,000,000	
62672	BERTH & MOORING FEES - EAST	900,000	839,000	(61,000)	862,000	23,000
62673	BERTH & MOORING FEES - WEST	2,412,900	2,572,000	159,100	2,729,022	157,022
62681	PHOTO CENTER FEES	15,000	84,000	69,000	84,000	
62691	PERMITS	6,600,000	7,525,715	925,715	7,585,715	60,000
62699	OTHER RECREATIONAL SERVICE CHGS	5,629,516	3,681,136	(1,948,380)	3,681,136	
75415	COMMUNITY IMPROVEMENT IMPACT FEE	5,893,000	6,617,000	724,000	6,800,300	183,300
78101	GIFTS AND BEQUESTS	471,249	471,254	5	471,254	
79999	OTHER NON-OPERATING REVENUE	800,000	1,252,000	452,000	1,252,000	
80151	PROCEEDS FROM LEASE REVENUE BONDS		851,897	851,897		(851,897)
865AD	EXP REC FR ADMINISTRATIVE SERVICES (AAO)	80,000	80,000		80,000	
865CH	EXP REC FR CHILD,YOUTH & FAM (AAO)	1,100,000	1,286,332	186,332	1,309,485	23,153
865CP	EXP REC FR CITY PLANNING (AAO)	100,000	10,000	(90,000)	10,000	
865HL	EXP REC FR LAGUNA HONDA HOSPITAL (AAO)	15,694	15,694		15,694	
865HS	EXP REC FR HSS (AAO)		27,664	27,664	27,664	
865LB	EXP REC FR PUBLIC LIBRARY (AAO)	591,668	591,668		591,668	
865PO	EXP REC FR PORT COMMISSION (AAO)	75,000	75,000		75,000	
865RE	EXP REC FR REAL ESTATE (AAO)	108,090	108,090		108,090	
865UW	EXP REC FR WATER DEPT (AAO)	954,956	954,956		954,956	

Department: REC : RECREATION AND PARK COMMISSION

2014-2015 Original Budget	2015-2016 Proposed Budget	2015-2016 vs 2014-2015	2016-2017 Proposed Budget	2016-2017 vs 2015-2016
---------------------------------	---------------------------------	---------------------------	---------------------------------	---------------------------

Sources of Funds Detail by Subobject

865WM	EXP REC FR WAR MEMORIAL (AAO)	123,391	138,004	14,613	138,004	
87599	EXP REC-UNALLOCATED (NON-AAO FDS)	32,802,809		(32,802,809)		
875UW	EXP REC FR WATER DEPT (NON-AAO)		125,000	125,000	125,000	
9301G	OTI FR 1G-GENERAL FUND	4,961,627	5,942,495	980,868	5,759,299	(183,196)
9302L	OTI FR 25/GOL-GOLF FUND	1,180,000	1,268,420	88,420	721,182	(547,238)
9306E	OTI FR 6I/FCF-FINANCE CORP		3,669,768	3,669,768		(3,669,768)
9501G	ITI FR 1G-GENERAL FUND		173,016	173,016	726,497	553,481
9502F	ITI FR 2S/CRF-CULTURE & RECREATION FD	556,112	601,353	45,241	602,606	1,253
9502L	ITI FR 2S/GOL-GOLF FUND	330,000	330,000		330,000	
9502Q	ITI FR 2S/OSP-OPEN SPACE & PARK FUND	4,857,477	5,231,761	374,284	5,148,370	(83,391)
99999B	BEGINNING FUND BALANCE-BUDGET BASIS	1,545,956	600,335	(945,621)	497,083	(103,252)
99999R	PRIOR YEAR DESIGNATED RESERVE	5,940,000	3,070,000	(2,870,000)	3,580,481	510,481
ELIVSD	TRANSFER ADJUSTMENTS-SOURCES	(44,688,025)	(13,547,045)	31,140,980	(13,287,954)	259,091
GFS (1)	GENERAL FUND SUPPORT	50,201,609	62,503,931	12,302,322	55,777,806	(6,726,125)
Total Sources by Funds		163,224,442	177,045,506	13,821,064	167,619,995	(9,425,511)

(1) This figure represents the nondepartmental (citywide) general fund revenues required to support the department's operations.

Uses of Funds Detail Appropriation

OPERATING:

1G AGF AAA: GF-NON-PROJECT-CONTROLLED

001	SALARIES	31,941,237	33,304,578	1,363,341	34,228,282	923,704
013	MANDATORY FRINGE BENEFITS	14,030,103	13,701,231	(328,872)	14,022,310	321,079
020	OVERHEAD	19,211,009	19,744,013	533,004	20,075,509	331,496
021	NON PERSONNEL SERVICES	1,724,112	1,488,012	(236,100)	1,488,012	
038	CITY GRANT PROGRAMS	513,000	616,144	103,144	566,144	(50,000)
040	MATERIALS & SUPPLIES	3,186,604	3,044,704	(141,900)	2,864,704	(180,000)
060	CAPITAL OUTLAY	1,633,452	1,625,168	(8,284)	1,083,967	(541,201)
081	SERVICES OF OTHER DEPTS	968,007	744,272	(223,735)	544,272	(200,000)
091	OPERATING TRANSFERS OUT	4,961,627	5,942,495	980,868	5,759,299	(183,196)
095	INTRAFUND TRANSFERS OUT		173,016	173,016	173,016	
ELU	TRANSFER ADJUSTMENTS-USES	(4,961,627)	(6,115,511)	(1,153,884)	(5,932,315)	183,196
SUB-TOTAL 1G AGF AAA		73,207,524	74,268,122	1,060,598	74,873,200	605,078

Department: REC : RECREATION AND PARK COMMISSION

2014-2015 Original Budget	2015-2016 Proposed Budget	2015-2016 vs 2014-2015	2016-2017 Proposed Budget	2016-2017 vs 2015-2016
---------------------------------	---------------------------------	---------------------------	---------------------------------	---------------------------

Uses of Funds Detail Appropriation

OPERATING:

2S CRF RPN: MARINA YACHT HARBOR-NONPROJECT

001	SALARIES	938,625	967,265	28,640	992,396	25,131
013	MANDATORY FRINGE BENEFITS	497,280	471,373	(25,907)	481,209	9,836
020	OVERHEAD	367,099	389,457	22,358	393,231	3,774
021	NON PERSONNEL SERVICES	171,600	171,600		171,600	
040	MATERIALS & SUPPLIES	72,000	72,000		72,000	
070	DEBT SERVICE	1,725,535	1,725,135	(400)	1,725,135	
081	SERVICES OF OTHER DEPTS	135,197	130,042	(5,155)	139,178	9,136
095	INTRAFUND TRANSFERS OUT	556,112	601,353	45,241	602,606	1,253
ELU	TRANSFER ADJUSTMENTS-USES	(556,112)	(601,353)	(45,241)	(602,606)	(1,253)
	SUB-TOTAL 2S CRF RPN	3,907,336	3,926,872	19,536	3,974,749	47,877

2S GOL NPR: GOLF FUND - ANNUAL NONPROJ-CONTROLLED

001	SALARIES	3,242,277	3,356,868	114,591	3,453,804	96,936
013	MANDATORY FRINGE BENEFITS	1,541,318	1,456,884	(84,434)	1,465,981	9,097
020	OVERHEAD	1,487,747	1,520,367	32,620	1,536,860	16,493
021	NON PERSONNEL SERVICES	4,534,636	4,997,321	462,685	5,239,953	242,632
040	MATERIALS & SUPPLIES	721,101	724,101	3,000	726,101	2,000
060	CAPITAL OUTLAY	348,038		(348,038)	73,515	73,515
081	SERVICES OF OTHER DEPTS	1,358,463	2,514,967	1,156,504	2,586,464	71,497
091	OPERATING TRANSFERS OUT	1,180,000	1,268,420	88,420	721,182	(547,238)
095	INTRAFUND TRANSFERS OUT	330,000	330,000		330,000	
ELU	TRANSFER ADJUSTMENTS-USES	(1,510,000)	(1,598,420)	(88,420)	(1,051,182)	547,238
	SUB-TOTAL 2S GOL NPR	13,233,580	14,570,508	1,336,928	15,082,678	512,170

2S OSP NPR: OPEN SPACE & PARK-NON PROJ-CONTROLLED

001	SALARIES	15,591,498	17,050,931	1,459,433	17,705,953	655,022
013	MANDATORY FRINGE BENEFITS	8,895,066	8,736,678	(158,388)	9,024,707	288,029
020	OVERHEAD	9,746,912	10,428,189	681,277	10,783,489	355,300
021	NON PERSONNEL SERVICES	5,461,897	5,399,428	(62,469)	5,400,316	888
040	MATERIALS & SUPPLIES	577,426	634,960	57,534	784,960	150,000
060	CAPITAL OUTLAY	364,372	209,906	(154,466)	184,952	(24,954)
081	SERVICES OF OTHER DEPTS	191,010	163,927	(27,083)	197,435	33,508
095	INTRAFUND TRANSFERS OUT	4,857,477	5,231,761	374,284	5,148,370	(83,391)

Department: REC : RECREATION AND PARK COMMISSION

2014-2015 Original Budget	2015-2016 Proposed Budget	2015-2016 vs 2014-2015	2016-2017 Proposed Budget	2016-2017 vs 2015-2016
---------------------------------	---------------------------------	---------------------------	---------------------------------	---------------------------

Uses of Funds Detail Appropriation

		2014-2015 Original Budget	2015-2016 Proposed Budget	2015-2016 vs 2014-2015	2016-2017 Proposed Budget	2016-2017 vs 2015-2016
OPERATING:						
2S OSP NPR: OPEN SPACE & PARK-NON PROJ-CONTROLLED						
ELU	TRANSFER ADJUSTMENTS-USERS	(4,857,477)	(5,231,761)	(374,284)	(5,148,370)	83,391
	SUB-TOTAL 2S OSP NPR	40,828,181	42,624,019	1,795,838	44,081,812	1,457,793
SUB-TOTAL OPERATING		131,176,621	135,389,521	4,212,900	138,012,439	2,622,918
ANNUAL PROJECTS:						
1G AGF AAP: GF-ANNUAL PROJECT						
FRPCOM	MONSTER PARK - FACILITIES MAINTENANCE	500,000		(500,000)		
FRPFRH	FIELD REHABILITATION	56,000	60,000	4,000	63,000	3,000
FRPGCP	GENEVA STRIP COMMUNITY GARDEN PROJECT	15,000		(15,000)		
FRPGEN	GENERAL FACILITIES MAINTENANCE	695,000	700,000	5,000	735,000	35,000
FRPGGP	GGP DISABILITY ACCESS & IMPACT STUDY	25,000	25,000		25,000	
FRPMAT	MATHER FACILITIES MAINTENANCE	221,000	250,000	29,000	262,500	12,500
FRPMBB	MIDNIGHT BASKETBALL	268,000	84,340	(183,660)		(84,340)
PRP007	ZOO OPERATIONS PROJECT	4,931,746	4,939,573	7,827	4,957,199	17,626
	SUB-TOTAL 1G AGF AAP	6,711,746	6,058,913	(652,833)	6,042,699	(16,214)
2S CRF RPA: R&P-MARINA YACHT HARBOR FUND						
CRPDBW	MARINA DBW LOAN RESERVE	55,000	61,000	6,000	61,000	
CRPEHR	EAST HARBOR SEDIMENT REMEDIATION	800,000	1,252,000	452,000	1,252,000	
CRPYRP	MARINA YACHT RENOVATION PROGRAM	1,112	2,373	1,261	3,706	1,333
FRPYFM	YACHT HARBOR FACILITIES MAINTENANCE	500,000	537,980	37,980	537,900	(80)
	SUB-TOTAL 2S CRF RPA	1,356,112	1,853,353	497,241	1,854,606	1,253
SUB-TOTAL ANNUAL PROJECTS		8,067,858	7,912,266	(155,592)	7,897,305	(14,961)
CONTINUING PROJECTS:						
1G AGF ACP: GF-CONTINUING PROJECTS						
CRPADA	ADA COMPLIANCE	800,000	600,000	(200,000)	600,000	
CRPAPA	ALTA PLAZA ACCESS IMPROVEMENTS		350,000	350,000		(350,000)
CRPAPP	ALTA PLAZA PARK	439,000	554,000	115,000		(554,000)
CRPBUC	BUCHANAN STREET REVAMPING PROJECT	25,000		(25,000)		
CRPCCP	CIVIC CENTER PLAZA	650,000		(650,000)		
CRPCOF	CONSERVATORY OF FLOWERS	500,000	450,000	(50,000)		(450,000)
CRPCSN	CONCESSION MAINTENANCE		500,000	500,000	700,000	200,000
CRPERW	EROSION CONTROL & RETAINING WALL REPL	200,000	250,000	50,000	250,000	

Department: REC : RECREATION AND PARK COMMISSION

2014-2015 Original Budget	2015-2016 Proposed Budget	2015-2016 vs 2014-2015	2016-2017 Proposed Budget	2016-2017 vs 2015-2016
---------------------------------	---------------------------------	---------------------------	---------------------------------	---------------------------

Uses of Funds Detail Appropriation

CONTINUING PROJECTS:

1G AGF ACP: GF-CONTINUING PROJECTS

CRPFPI	LOW FLOW PLUMBING INSTALLATION	150,000	150,000			(150,000)
CRPGAT	GGP ALVORD TUNNEL	210,000	500,000	290,000		(500,000)
CRPGEB	GENEVA OFFICE BUILDING	130,000		(130,000)		
CRPGGP	GOLDEN GATE PARK		1,350,000	1,350,000		(1,350,000)
CRPIRR	IRRIGATION SYSTEMS		750,000	750,000	500,000	(250,000)
CRPJPI	JACKSON PARK IMPROVEMENTS	25,000		(25,000)		
CRPLFB	LAFAYETTE PARK NEIGHBORING APT BLDG		280,000	280,000		(280,000)
CRPLIN	45TH & LINCOLN WAY PG RESTROOM IMPROV.	250,000	400,000	150,000		(400,000)
CRPLMI	LAKE MERCED IMPROVEMENTS	50,000		(50,000)		
CRPMNL	MOUNTAIN LAKE PARK	250,000		(250,000)		
CRPNPG	OPEN SPACE NEIGHBORHOOD PLAYGROUNDS	576,000		(576,000)		
CRPNPS	OPEN SPACE NEIGHBORHOOD PARKS & SQUARES	310,000	250,000	(60,000)		(250,000)
CRPPFR	PLAYING FIELDS REPLACEMENT	1,000,000	2,001,618	1,001,618	2,061,750	60,132
CRPPHS	PANHANDLE PEDESTRIAN SAFETY	250,000	250,000			(250,000)
CRPPRP	PUMP REPLACEMENT PROJECT	250,000	250,000		250,000	
CRPPSG	PORTSMOUTH SQUARE GARAGE REHABILITATION		300,000	300,000		(300,000)
CRPREC	REC AND PARK CAPITAL PROJECTS		1,200,000	1,200,000	100,000	(1,100,000)
CRPRMR	RANDALL MUSEUM RENOVATION		970,000	970,000		(970,000)
CRPRSF	COURT RESURFACING	50,000	250,000	200,000	250,000	
CRPSEC	SECURITY AND LIGHTING SYSTEM	235,000	125,000	(110,000)	125,000	
CRPSHP	SHARP PARK PUMP HOUSE	850,000		(850,000)		
CRPSIS	SIGNAGE AND INFORMATION SYSTEM	100,000	530,000	430,000	100,000	(430,000)
CRPSMW	SO MURPHY WINDMILL PH 1C-FY14		208,000	208,000		(208,000)
CRPSSR	SOUTH SUNSET RECREATION CENTER	220,840		(220,840)		
CRPTDR	TROCADERO DECK REPLACEMENT	175,000		(175,000)		
CRPUFO	OPEN SPACE URBAN FORESTRY	1,100,000		(1,100,000)		
PRPBGJ	BOTANICAL GARDEN IMPROVEMENT	18,598	276,013	257,415	173,016	(102,997)
PRPCBE	COMMUNITY BUILDING EVENTS	50,000		(50,000)		
PRPMDP	MISSION DOLORES PG FAC MAINT RESERVE	15,000	15,000		15,000	
	SUB-TOTAL 1G AGF ACP	8,879,438	12,759,631	3,880,193	5,124,766	(7,634,865)

2S GOL CPR: GOLF FUND-CONTINUING PROJECTS

CRPGLF	GOLF PROGRAM	330,000	330,000		330,000	
	SUB-TOTAL 2S GOL CPR	330,000	330,000		330,000	

Department: REC : RECREATION AND PARK COMMISSION

2014-2015 Original Budget	2015-2016 Proposed Budget	2015-2016 vs 2014-2015	2016-2017 Proposed Budget	2016-2017 vs 2015-2016
---------------------------------	---------------------------------	---------------------------	---------------------------------	---------------------------

Uses of Funds Detail Appropriation

CONTINUING PROJECTS:

2S NDF ENH: EASTERN NEIGHBORHOOD PUBLIC BENEFIT FUND

CRPENH	EASTERN NEIGHBORHOOD DEVELOPMENT FUND	2,978,000	3,332,000	354,000	6,255,300	2,923,300
	SUB-TOTAL 2S NDF ENH	2,978,000	3,332,000	354,000	6,255,300	2,923,300

2S NDF MOC: MARKET & OCTAVIA COMMUNITY IMPROVEMENT

CRPMOC	MARKET OCTAVIA COMMUNITY IMPROVEMENTS	150,000	2,734,000	2,584,000		(2,734,000)
	SUB-TOTAL 2S NDF MOC	150,000	2,734,000	2,584,000		(2,734,000)

2S NDF RHP: RINCON HILL & SOMA COMMUNITY FUNDS

CRPRHP	RINCON HILL COMMUNITY IMPROVEMENTS FUND	2,400,000	100,000	(2,300,000)		(100,000)
	SUB-TOTAL 2S NDF RHP	2,400,000	100,000	(2,300,000)		(100,000)

2S NDF TCD: TRANSIT CENTER DISTRICT FUND

CRPENH	EASTERN NEIGHBORHOOD DEVELOPMENT FUND	365,000		(365,000)		
	SUB-TOTAL 2S NDF TCD	365,000		(365,000)		

2S NDF VVF: VISITACION VALLEY INFRASTRUCTURE FUND

CRPVVF	VISITACION VALLEY INFRASTRUCTURE		451,000	451,000	545,000	94,000
	SUB-TOTAL 2S NDF VVF		451,000	451,000	545,000	94,000

2S OSP CPR: OPEN SPACE-CONTINUING PROJECTS

CRPACQ	OPEN SPACE ACQUISITION	2,182,100	2,541,150	359,050	2,392,900	(148,250)
CRPCNT	OPEN SPACE AUDIT SERVICES	9,383	6,378	(3,005)	10,287	3,909
CRPCON	OPEN SPACE CONTINGENCY	1,309,260	1,374,790	65,530	1,435,740	60,950
CRPCPM	OPEN SPACE CAPITAL PROGRAM MANAGEMENT	1,256,734	1,059,443	(197,291)	1,059,443	
CRPGAR	OPEN SPACE COMMUNITY GARDENS	200,000	250,000	50,000	250,000	
	SUB-TOTAL 2S OSP CPR	4,957,477	5,231,761	274,284	5,148,370	(83,391)

3C RPF 04A: 2000 VARIOUS PARK LSE REV BOND-S2004

CRPNRV	2004 REC & PARK REVENUE BOND		2,267,277	2,267,277		(2,267,277)
	SUB-TOTAL 3C RPF 04A		2,267,277	2,267,277		(2,267,277)

3C RPF 06A: 2006 LEASE REVENUE BOND

CRPRB2	2006 REC & PARK REVENUE BOND		2,254,388	2,254,388		(2,254,388)
	SUB-TOTAL 3C RPF 06A		2,254,388	2,254,388		(2,254,388)

SUB-TOTAL CONTINUING PROJECTS		20,059,915	29,460,057	9,400,142	17,403,436	(12,056,621)
--------------------------------------	--	-------------------	-------------------	------------------	-------------------	---------------------

Department: REC : RECREATION AND PARK COMMISSION

2014-2015 Original Budget	2015-2016 Proposed Budget	2015-2016 vs 2014-2015	2016-2017 Proposed Budget	2016-2017 vs 2015-2016
---------------------------------	---------------------------------	---------------------------	---------------------------------	---------------------------

Uses of Funds Detail Appropriation

GRANTS:					
7E BEQ BEQ: ETF-BEQUESTS FUND					
RPG008	FUHRMAN BEQUEST	400,000	400,000		400,000
	SUB-TOTAL 7E BEQ BEQ 7E	400,000	400,000		400,000
GIF GIF: ETF-GIFT FUND					
RPG238	SWIM CLUB GRANT	60,000	60,000		60,000
RPG427	NATIONAL AIDS MEMORIAL GROVE ENDOWMENT	59,373	59,379	6	59,379
RPG431	TEEN THEATER GIFT	25,526	25,525	(1)	25,525
RPG434	SCHOLARSHIP FUND - MISC	76,350	76,350		76,350
RPGMSC	REC AND PARK MISC. DONATIONS	250,000	250,000		250,000
	SUB-TOTAL 7E GIF GIF	471,249	471,254	5	471,254
	SUB-TOTAL GRANTS	871,249	871,254	5	871,254
WORK ORDERS/OVERHEAD:					
1G AGF WOF: GENERAL FUND WORK ORDER FUND					
REC16	CAPITAL DIVISION - OVERHEAD		10,000	10,000	10,000
REC33	WORK ORDER	3,048,799	3,402,408	353,609	3,425,561
	SUB-TOTAL 1G AGF WOF	3,048,799	3,412,408	363,609	3,435,561
	SUB-TOTAL WORK ORDERS/OVERHEAD	3,048,799	3,412,408	363,609	3,435,561
Total Uses of Funds		1,637,224,442	1,777,045,506	13,821,064	1,677,619,995
					(9,425,511)

Department: RNT : RENT ARBITRATION BOARD

2014-2015 Original Budget	2015-2016 Proposed Budget	2015-2016 vs 2014-2015	2016-2017 Proposed Budget	2016-2017 vs 2015-2016
6,627,162	6,942,409	315,247	7,029,527	87,118
6,627,162	6,942,409	315,247	7,029,527	87,118

Fund Summary

2S NDF NEIGHBORHOOD DEVELOPMENT SPEC REV FD	6,627,162	6,942,409	315,247	7,029,527	87,118
Total Sources by Funds	6,627,162	6,942,409	315,247	7,029,527	87,118

Program Summary

CCC RENT BOARD	6,627,162	6,942,409	315,247	7,029,527	87,118
Total Uses by Program	6,627,162	6,942,409	315,247	7,029,527	87,118

Character Summary

001 SALARIES	3,720,725	3,950,370	229,645	4,088,853	138,483
013 MANDATORY FRINGE BENEFITS	1,689,369	1,609,118	(80,251)	1,636,285	27,167
020 OVERHEAD		75,823	75,823	75,823	
021 NON PERSONNEL SERVICES	164,558	188,558	24,000	188,558	
038 CITY GRANT PROGRAMS	120,000	120,000		120,000	
040 MATERIALS & SUPPLIES	37,499	37,499		37,499	
06P PROGRAMMATIC PROJECTS		89,100	89,100		(89,100)
081 SERVICES OF OTHER DEPTS	895,011	871,941	(23,070)	882,509	10,568
Total Uses by Character	6,627,162	6,942,409	315,247	7,029,527	87,118

Sources of Funds Detail by Subobject

60171 RENT ARBITRATION FEES	6,025,680	6,138,409	112,729	6,625,527	487,118
60199 OTHER GENERAL GOVERNMENT CHARGES	4,000	4,000		4,000	
865CP EXP REC FR CITY PLANNING (AAO)	10,000		(10,000)		
865PW EXP REC FR PUBLIC WORKS (AAO)	16,000		(16,000)		
865SS EXP REC FR HUMAN SERVICES (AAO)	70,000		(70,000)		
99999B BEGINNING FUND BALANCE-BUDGET BASIS	501,482	800,000	298,518	400,000	(400,000)
Total Sources by Funds	6,627,162	6,942,409	315,247	7,029,527	87,118

Uses of Funds Detail Appropriation

OPERATING:

2S NDF RAB: RENT ARBITRATION BOARD FUND

Department: RNT : RENT ARBITRATION BOARD

2014-2015 Original Budget	2015-2016 Proposed Budget	2015-2016 vs 2014-2015	2016-2017 Proposed Budget	2016-2017 vs 2015-2016
---------------------------------	---------------------------------	---------------------------	---------------------------------	---------------------------

Uses of Funds Detail Appropriation

OPERATING:

2S NDF RAB: RENT ARBITRATION BOARD FUND

001	SALARIES	3,720,725	3,950,370	229,645	4,088,853	138,483
013	MANDATORY FRINGE BENEFITS	1,689,369	1,609,118	(80,251)	1,636,285	27,167
020	OVERHEAD		75,823	75,823	75,823	
021	NON PERSONNEL SERVICES	164,558	188,558	24,000	188,558	
038	CITY GRANT PROGRAMS	120,000	120,000		120,000	
040	MATERIALS & SUPPLIES	37,499	37,499		37,499	
06P	PROGRAMMATIC PROJECTS		89,100	89,100		(89,100)
081	SERVICES OF OTHER DEPTS	895,011	871,941	(23,070)	882,509	10,568
	SUB-TOTAL 2S NDF RAB	6,627,162	6,942,409	315,247	7,029,527	87,118
	SUB-TOTAL OPERATING	6,627,162	6,942,409	315,247	7,029,527	87,118
	Total Uses of Funds	6,627,162	6,942,409	315,247	7,029,527	87,118

Department: RET : RETIREMENT SYSTEM

2014-2015 Original Budget	2015-2016 Proposed Budget	2015-2016 vs 2014-2015	2016-2017 Proposed Budget	2016-2017 vs 2015-2016
---------------------------------	---------------------------------	---------------------------	---------------------------------	---------------------------

Fund Summary

1G AGF	GENERAL FUND	1,204,880	1,132,471	(72,409)	1,146,094	13,623
7P RET	EMPLOYEES' RETIREMENT SYSTEM	26,315,671	25,545,725	(769,946)	26,144,161	598,436
Total Sources by Funds		27,520,551	26,678,196	(842,355)	27,290,255	612,059

Program Summary

FED	ADMINISTRATION	1,985,732	1,989,425	3,693	2,015,200	25,775
EDC	EMPLOYEE DEFERRED COMP PLAN	1,204,880	1,132,471	(72,409)	1,146,094	13,623
FDF	INVESTMENT	4,315,778	5,188,024	872,246	5,369,295	181,271
FDD	RETIREMENT SERVICES	20,014,161	18,368,276	(1,645,885)	18,759,666	391,390
Total Uses by Program		27,520,551	26,678,196	(842,355)	27,290,255	612,059

Character Summary

001	SALARIES	10,967,420	12,048,352	1,080,932	12,463,637	415,285
013	MANDATORY FRINGE BENEFITS	4,864,220	4,788,690	(75,530)	4,889,576	100,886
020	OVERHEAD	161,728	177,901	16,173	253,662	75,761
021	NON PERSONNEL SERVICES	4,607,013	4,565,549	(41,464)	4,565,549	
040	MATERIALS & SUPPLIES	220,000	220,000		220,000	
060	CAPITAL OUTLAY	153,544	101,735	(51,809)		(101,735)
081	SERVICES OF OTHER DEPTS	6,546,626	4,775,969	(1,770,657)	4,897,831	121,862
Total Uses by Character		27,520,551	26,678,196	(842,355)	27,290,255	612,059

Sources of Funds Detail by Subobject

30150	INTEREST EARNED - POOLED CASH	251,000	251,000		251,000	
60199	OTHER GENERAL GOVERNMENT CHARGES	1,203,880	1,131,471	(72,409)	1,145,094	13,623
70199	EMP RETIREMENT CONTRIBUTIONS	26,025,156	25,255,210	(769,946)	25,853,646	598,436
865TR	EXP REC FR TREAS/TAX COLL (AAO)	40,515	40,515		40,515	
Total Sources by Funds		27,520,551	26,678,196	(842,355)	27,290,255	612,059

Department: RET : RETIREMENT SYSTEM

2014-2015 Original Budget	2015-2016 Proposed Budget	2015-2016 vs 2014-2015	2016-2017 Proposed Budget	2016-2017 vs 2015-2016
---------------------------------	---------------------------------	---------------------------	---------------------------------	---------------------------

Uses of Funds Detail Appropriation

OPERATING:

7P RET ERT: EMPLOYEES RETIREMENT TRUST

001	SALARIES	10,540,445	11,609,987	1,069,542	12,015,123	405,136
013	MANDATORY FRINGE BENEFITS	4,704,766	4,634,984	(69,782)	4,732,396	97,412
020	OVERHEAD	161,728	177,901	16,173	253,662	75,761
021	NON PERSONNEL SERVICES	4,143,562	4,180,149	36,587	4,180,149	
040	MATERIALS & SUPPLIES	215,000	215,000		215,000	
060	CAPITAL OUTLAY	153,544	101,735	(51,809)		(101,735)
081	SERVICES OF OTHER DEPTS	6,396,626	4,625,969	(1,770,657)	4,747,831	121,862
	SUB-TOTAL 7P RET ERT	26,315,671	25,545,725	(769,946)	26,144,161	598,436
	SUB-TOTAL OPERATING	26,315,671	25,545,725	(769,946)	26,144,161	598,436

CONTINUING PROJECTS:

1G AGF ACP: GF-CONTINUING PROJECTS

PRS001	EMPLOYEE DEFERRED COMPENSATION PLAN	1,204,880	1,132,471	(72,409)	1,146,094	13,623
	SUB-TOTAL 1G AGF ACP	1,204,880	1,132,471	(72,409)	1,146,094	13,623
	SUB-TOTAL CONTINUING PROJECTS	1,204,880	1,132,471	(72,409)	1,146,094	13,623
	Total Uses of Funds	27,520,551	26,678,196	(842,355)	27,290,255	612,059

Department: SHF : SHERIFF

2014-2015 Original Budget	2015-2016 Proposed Budget	2015-2016 vs 2014-2015	2016-2017 Proposed Budget	2016-2017 vs 2015-2016
---------------------------------	---------------------------------	---------------------------	---------------------------------	---------------------------

Fund Summary

		2014-2015 Original Budget	2015-2016 Proposed Budget	2015-2016 vs 2014-2015	2016-2017 Proposed Budget	2016-2017 vs 2015-2016
1GAGF	GENERAL FUND	189,313,419	199,520,736	10,207,317	207,622,729	8,101,993
2SPPF	PUBLIC PROTECTION SPECIAL REVENUE FUND	3,280,695	4,013,828	733,133	3,915,058	(98,770)
Total Sources by Funds		192,594,114	203,534,564	10,940,450	211,537,787	8,003,223

Program Summary

		2014-2015 Original Budget	2015-2016 Proposed Budget	2015-2016 vs 2014-2015	2016-2017 Proposed Budget	2016-2017 vs 2015-2016
AMC	COURT SECURITY AND PROCESS	14,016,948	15,083,606	1,066,658	15,969,432	885,826
AFC	CUSTODY	100,822,918	103,534,373	2,711,455	108,172,369	4,637,996
ASP	FACILITIES & EQUIPMENT	12,664,985	13,314,787	649,802	14,093,356	778,569
AFT	SECURITY SERVICES	20,381,883	20,781,802	399,919	20,954,193	172,391
ASB	SHERIFF ADMINISTRATION	14,063,281	16,480,161	2,416,880	17,279,573	799,412
AFS	SHERIFF FIELD SERVICES	10,743,398	11,860,029	1,116,631	12,221,522	361,493
AFP	SHERIFF PROGRAMS	12,553,582	16,023,776	3,470,194	16,271,902	248,126
AKR	SHERIFF RECRUITMENT & TRAINING	7,347,119	6,456,030	(891,089)	6,575,440	119,410
Total Uses by Program		192,594,114	203,534,564	10,940,450	211,537,787	8,003,223

Character Summary

		2014-2015 Original Budget	2015-2016 Proposed Budget	2015-2016 vs 2014-2015	2016-2017 Proposed Budget	2016-2017 vs 2015-2016
001	SALARIES	114,309,062	120,430,798	6,121,736	123,829,478	3,398,680
013	MANDATORY FRINGE BENEFITS	40,742,562	43,165,406	2,422,844	47,065,144	3,899,738
021	NON PERSONNEL SERVICES	12,464,322	12,709,786	245,464	12,655,786	(54,000)
038	CITY GRANT PROGRAMS	5,421,349	5,634,656	213,307	5,634,656	
040	MATERIALS & SUPPLIES	5,691,966	5,590,393	(101,573)	5,587,478	(2,915)
060	CAPITAL OUTLAY	2,999,116	1,924,861	(1,074,255)	2,343,645	418,784
06F	FACILITIES MAINTENANCE	506,000	512,000	6,000	537,600	25,600
06P	PROGRAMMATIC PROJECTS		165,000	165,000		(165,000)
081	SERVICES OF OTHER DEPTS	10,459,737	13,401,664	2,941,927	13,884,000	482,336
Total Uses by Character		192,594,114	203,534,564	10,940,450	211,537,787	8,003,223

Department: SHF : SHERIFF

2014-2015 Original Budget	2015-2016 Proposed Budget	2015-2016 vs 2014-2015	2016-2017 Proposed Budget	2016-2017 vs 2015-2016
---------------------------------	---------------------------------	---------------------------	---------------------------------	---------------------------

Sources of Funds Detail by Subobject

25317	FINES RELATED TO DNA ID (PROP 69-2004)	123,053	185,356	62,303	193,610	8,254
30150	INTEREST EARNED - POOLED CASH	3,000	3,000		3,000	
44922	STATE CRIMINAL ALIEN ASSIST PROG (SCAAP)	191,336		(191,336)		
44931	FEDERAL GRANTS PASS-THROUGH STATE/OTHER		82,238	82,238	82,238	
44939	FEDERAL DIRECT GRANT	32,454	39,482	7,028	40,184	702
48919	TRIAL COURT SECURITY - AB109	11,099,000	12,520,000	1,421,000	12,820,000	300,000
48920	LOCAL COMMUNITY CORRECTIONS - AB109	10,090,000	11,670,000	1,580,000	12,650,000	980,000
48923	PEACE OFFICER TRAINING	50,000	350,000	300,000	350,000	
48999	OTHER STATE GRANTS & SUBVENTIONS	1,202,500	1,202,500		1,202,500	
60125	SHERIFFS FEES	736,640	795,112	58,472	795,112	
60701	BOARDING OF PRISONERS		974,660	974,660	974,660	
60702	BOARD PRISONERS OTHER COUNTIES	843,150	17,002	(826,148)	17,002	
60704	BOARD ROOM WORKING PRISONERS	70,000	112,824	42,824	112,824	
60799	MISC CORRECTION SERVICE REVENUE	780,192	1,164,499	384,307	1,164,499	
69999	OTHER OPERATING REVENUE		72,491	72,491	72,491	
865AD	EXP REC FR ADMINISTRATIVE SERVICES (AAO)	252,650	252,650		252,650	
865AP	EXP REC FR ADULT PROBATION (AAO)	141,000	141,000		141,000	
865CD	EXP REC FR CHILD SUPPORT SERVICES (AAO)	41,000	41,000		41,000	
865ER	EXP REC FR EMERGENCY COMMUNICATIONS (AAO)	1,761,232	1,791,867	30,635	1,791,867	
865HC	EXP REC FR COMM HEALTH SERVICE (AAO)		1,654,410	1,654,410	1,654,410	
865HG	EXP REC FR SF GENERAL HOSPITAL (AAO)	9,734,928	7,798,671	(1,936,257)	7,798,671	
865HL	EXP REC FR LAGUNA HONDA HOSPITAL (AAO)	2,922,039	3,040,342	118,303	3,040,342	
865HM	EXP REC FR COMM MENTAL HEALTH (AAO)		546,504	546,504	546,504	
865PC	EXP REC FR POLICE COMMISSION (AAO)	36,000	36,000		36,000	
865PW	EXP REC FR PUBLIC WORKS (AAO)	35,000	35,000		35,000	
865RG	EXP REC FR REGISTRAR OF VOTERS (AAO)	185,000	310,000	125,000	270,000	(40,000)
865SS	EXP REC FR HUMAN SERVICES (AAO)		64,400	64,400	64,400	
875UC	EXP REC FR PUC (NON-AAO)	1,024,969	929,600	(95,369)	929,600	
875UW	EXP REC FR WATER DEPT (NON-AAO)		49,581	49,581	49,581	

Department: SHF : SHERIFF

2014-2015 Original Budget	2015-2016 Proposed Budget	2015-2016 vs 2014-2015	2016-2017 Proposed Budget	2016-2017 vs 2015-2016
---------------------------------	---------------------------------	---------------------------	---------------------------------	---------------------------

Sources of Funds Detail by Subject

99999B	BEGINNING FUND BALANCE-BUDGET BASIS	794,856	633,641	(161,215)	525,915	(107,726)
GFS (1)	GENERAL FUND SUPPORT	150,444,115	157,020,734	6,576,619	163,882,727	6,861,993
Total Sources by Funds		192,594,114	203,534,564	10,940,450	211,537,787	8,003,223

(1) This figure represents the nondepartmental (citywide) general fund revenues required to support the department's operations.

Uses of Funds Detail Appropriation

OPERATING:

1G AGF AAA: GF-NON-PROJECT-CONTROLLED

001	SALARIES	101,758,330	107,459,607	5,701,277	110,947,426	3,487,819
013	MANDATORY FRINGE BENEFITS	36,218,204	38,545,988	2,327,784	42,328,292	3,782,304
021	NON PERSONNEL SERVICES	12,178,624	12,002,138	(176,486)	12,003,138	1,000
038	CITY GRANT PROGRAMS	3,654,150	3,782,570	128,420	3,782,570	
040	MATERIALS & SUPPLIES	5,298,201	5,053,779	(244,422)	5,053,779	
060	CAPITAL OUTLAY	227,702	354,861	127,159	63,645	(291,216)
081	SERVICES OF OTHER DEPTS	10,414,213	13,355,571	2,941,358	13,837,057	481,486
SUB-TOTAL 1G AGF AAA		169,749,424	180,554,514	10,805,090	188,015,907	7,461,393

SUB-TOTAL OPERATING		169,749,424	180,554,514	10,805,090	188,015,907	7,461,393
----------------------------	--	--------------------	--------------------	-------------------	--------------------	------------------

ANNUAL PROJECTS:

1G AGF AAP: GF-ANNUAL PROJECT

FSH06F	SHF - FACILITES MAINTENANCE	506,000	512,000	6,000	537,600	25,600
PSHFIT	MSA FIT PROGRAM	4,049	4,049		4,049	
PSHS07	VIOLENCE PREVENTION PROGRAMMING	753,779	753,779		753,779	
PSSCCP	COMMUNITY JUSTICE CENTER	(1)		1		
SUB-TOTAL 1G AGF AAP		1,263,827	1,269,828	6,001	1,295,428	25,600

SUB-TOTAL ANNUAL PROJECTS		1,263,827	1,269,828	6,001	1,295,428	25,600
----------------------------------	--	------------------	------------------	--------------	------------------	---------------

CONTINUING PROJECTS:

1G AGF ACP: GF-CONTINUING PROJECTS

CSH067	SHF - ENHANCEMENT - MASTER PLAN	1,550,000		(1,550,000)		
CSHADA	ADA COMPLIANCE DWNTWN FAC		30,000	30,000	150,000	120,000
CSHCDR	CJ 2&5 CELL SECURITY DOOR REFURB	200,000		(200,000)	65,000	65,000
CSHCWR	SFSD-HOJ RECONFIGURATION		30,000	30,000	100,000	70,000

Department: SHF : SHERIFF

2014-2015 Original Budget	2015-2016 Proposed Budget	2015-2016 vs 2014-2015	2016-2017 Proposed Budget	2016-2017 vs 2015-2016
---------------------------------	---------------------------------	---------------------------	---------------------------------	---------------------------

Uses of Funds Detail Appropriation

CONTINUING PROJECTS:

1G AGF ACP: GF-CONTINUING PROJECTS

CSHESC	ELECTRONIC SECURITY SYSTEM IMPROVEMENT		1,400,000	1,400,000	1,465,000	65,000
CSHGPF	GARDEN PROJECT FARM				20,000	20,000
CSHHOT	CJ 1&2 HOT H2O HEATING SYS RPLCMNT	245,000		(245,000)	30,000	30,000
CSHTR	INTERIOR FINISH REPAIR				15,000	15,000
CSHKIT	CJ 5 KITCHEN FRIDGE AND FREEZER	132,000		(132,000)		
CSHLAD	CJ04 LAUNDRY	60,000		(60,000)		
CSHLTC	LEARNING CENTER UPGRADE				20,000	20,000
CSHPFR	PERIMETER FENCE REPAIR				10,000	10,000
CSHRDO	RADIO SYSTEM MAINTAIN/PLAN		45,000	45,000	45,000	
CSHROF	REPAIR OF ROOF ON JAIL FACILITIES	140,000	35,000	(105,000)	40,000	5,000
CSHSEP	HOJ EXTERNAL SECURITY IMPROVEMENT		30,000	30,000	50,000	20,000
CSHSWR	SBJ SEWER REPLACEMENT	210,000		(210,000)	20,000	20,000
CSHTRO	FACILITIES RETRO & MODERNIZE				105,000	105,000
CSHUBF	ROADS & URBAN FORESTRY				15,000	15,000
CSHVST	CJ04 VISITING AREA SECURITY UPGRADE	60,000		(60,000)		
CSHWRC	BRING WRC KITCHEN TO FIRE CODE	75,000		(75,000)		
CSHWTR	CJ5 REHABILITATION WATER SYSTEM				130,000	130,000
PSHPAP	PAPERLESS RECORDS STORAGE/IMAGE		55,000	55,000		(55,000)
	SUB-TOTAL 1G AGF ACP	2,672,000	1,625,000	(1,047,000)	2,280,000	655,000

2S PPF DNA: DNA IDENTIFICATION FUND (PROP 69 - 2004)

PSHDNA	SHERIFF DNA IDENTIFICATION FUND	123,053	352,374	229,321	236,100	(116,274)
	SUB-TOTAL 2S PPF DNA	123,053	352,374	229,321	236,100	(116,274)

2S PPF SHA: SHERIFF-STATE AUTHORIZED SPEC REV FD

PSH010	AB1109 SHERIFF VEHICLE MAINTENANCE	53,290	114,112	60,822	114,960	848
PSH011	AB1109 SHERIFF VEHICLE REPLACEMENT	138,497	43,330	(95,167)	40,415	(2,915)
PSH020	FURNITURE & EQUIPMENT	169,801	248,618	78,817	250,685	2,067
PSH021	AB709 - SHERIFF CIVIL ADMIN FUND	5,052	19,052	14,000	19,052	
	SUB-TOTAL 2S PPF SHA	366,640	425,112	58,472	425,112	

2S PPF SHI: SHERIFF-INMATE PROGRAM FUND

PSHSIP	SHERIFF INMATE PROGRAM	1,506,048	1,562,122	56,074	1,578,924	16,802
	SUB-TOTAL 2S PPF SHI	1,506,048	1,562,122	56,074	1,578,924	16,802

Department: SHF : SHERIFF

2014-2015 Original Budget	2015-2016 Proposed Budget	2015-2016 vs 2014-2015	2016-2017 Proposed Budget	2016-2017 vs 2015-2016
---------------------------------	---------------------------------	---------------------------	---------------------------------	---------------------------

Uses of Funds Detail Appropriation

CONTINUING PROJECTS:					
2S PPF SHP: SHERIFF-PEACE OFFICER TRAINING					
PSH001	PEACE OFFICE TRAINING	50,000	350,000	300,000	350,000
	SUB-TOTAL 2S PPF SHP	50,000	350,000	300,000	350,000
SUB-TOTAL CONTINUING PROJECTS		4,717,741	4,314,608	(403,133)	4,870,136
GRANTS:					
2S PPF GNC: GRANTS; NON-PROJECT; CONTINUING					
MYBYRN	BYRNE ANTI DRUG ABUSE ENFORCEMENT		82,238	82,238	82,238
MYFJAG	FEDERAL BYRNE JUSTICE ASSISTANCE GRANT	32,454	39,482	7,028	40,184
SFCOPS	COPS PROGRAM -AB3229/AB1913	713,000	713,000		713,000
SHSTCO	SHERIFF-CSA STANDARDS & TRAINING GRANT	489,500	489,500		489,500
	SUB-TOTAL 2S PPF GNC	1,234,954	1,324,220	89,266	1,324,922
SUB-TOTAL GRANTS		1,234,954	1,324,220	89,266	1,324,922
WORK ORDERS/OVERHEAD:					
1G AGF WOF: GENERAL FUND WORK ORDER FUND					
SHF01	SHERIFF SERVICES	15,628,168	16,071,394	443,226	16,031,394
	SUB-TOTAL 1G AGF WOF	15,628,168	16,071,394	443,226	16,031,394
SUB-TOTAL WORK ORDERS/OVERHEAD		15,628,168	16,071,394	443,226	16,031,394
Total Uses of Funds		192,594,114	203,534,564	10,940,450	211,537,787

Department: WOM : STATUS OF WOMEN

2014-2015 Original Budget	2015-2016 Proposed Budget	2015-2016 vs 2014-2015	2016-2017 Proposed Budget	2016-2017 vs 2015-2016
---------------------------------	---------------------------------	---------------------------	---------------------------------	---------------------------

Fund Summary

1G AGF	GENERAL FUND	5,595,017	6,242,280	647,263	6,264,065	21,785
2S HWF	HUMAN WELFARE SPECIAL REVENUE FUND	237,600	298,661	61,061	298,661	
7E GIF	GIFT FUND		22,000	22,000	22,000	
Total Sources by Funds		5,832,617	6,562,941	730,324	6,584,726	21,785

Program Summary

FAL	CHILDREN'S BASELINE	198,677	198,677		198,677	
CAE	COMMISSION ON STATUS OF WOMEN	5,396,340	5,899,331	502,991	5,921,116	21,785
CAZ	DOMESTIC VIOLENCE	237,600	298,661	61,061	298,661	
FAY	TRANSITIONAL-AGED YOUTH BASELINE		166,272	166,272	166,272	
Total Uses by Program		5,832,617	6,562,941	730,324	6,584,726	21,785

Character Summary

001	SALARIES	592,312	610,808	18,496	629,074	18,266
013	MANDATORY FRINGE BENEFITS	260,294	246,741	(13,553)	249,679	2,938
021	NON PERSONNEL SERVICES	108,440	61,833	(46,607)	61,833	
038	CITY GRANT PROGRAMS	4,723,593	5,485,522	761,929	5,485,522	
040	MATERIALS & SUPPLIES	24,735	22,235	(2,500)	22,235	
081	SERVICES OF OTHER DEPTS	123,243	135,802	12,559	136,383	581
Total Uses by Character		5,832,617	6,562,941	730,324	6,584,726	21,785

Sources of Funds Detail by Subobject

20921	MARRIAGE LICENSE	220,000	240,000	20,000	240,000	
78101	GIFTS AND BEQUESTS		22,000	22,000	22,000	
99999B	BEGINNING FUND BALANCE-BUDGET BASIS	17,600	58,661	41,061	58,661	
GFS (1)	GENERAL FUND SUPPORT	5,595,017	6,242,280	647,263	6,264,065	21,785
Total Sources by Funds		5,832,617	6,562,941	730,324	6,584,726	21,785

(1) This figure represents the nondepartmental (citywide) general fund revenues required to support the department's operations.

Department: WOM : STATUS OF WOMEN

2014-2015 Original Budget	2015-2016 Proposed Budget	2015-2016 vs 2014-2015	2016-2017 Proposed Budget	2016-2017 vs 2015-2016
---------------------------------	---------------------------------	---------------------------	---------------------------------	---------------------------

Uses of Funds Detail Appropriation

OPERATING:

1G AGF AAA: GF-NON-PROJECT-CONTROLLED

001	SALARIES	592,312	610,808	18,496	629,074	18,266
013	MANDATORY FRINGE BENEFITS	260,294	246,741	(13,553)	249,679	2,938
021	NON PERSONNEL SERVICES	90,840	25,840	(65,000)	25,840	
038	CITY GRANT PROGRAMS	4,503,593	5,208,354	704,761	5,208,354	
040	MATERIALS & SUPPLIES	24,735	14,735	(10,000)	14,735	
081	SERVICES OF OTHER DEPTS	123,243	135,802	12,559	136,383	581
SUB-TOTAL 1G AGF AAA		5,595,017	6,242,280	647,263	6,264,065	21,785

2S HWF DVP: DOMESTIC VIOLENCE PROGRAM FUND

021	NON PERSONNEL SERVICES	17,600	21,493	3,893	21,493	
038	CITY GRANT PROGRAMS	220,000	277,168	57,168	277,168	
SUB-TOTAL 2S HWF DVP		237,600	298,661	61,061	298,661	

SUB-TOTAL OPERATING		5,832,617	6,540,941	708,324	6,562,726	21,785
----------------------------	--	------------------	------------------	----------------	------------------	---------------

GRANTS:

7E GIF GIF: ETF-GIFT FUND

WOGIFT	FRIENDS OF COSW GIFT		10,000	10,000	10,000	
WOGIFV	WOM MISC DONATIONS		12,000	12,000	12,000	
SUB-TOTAL 7E GIF GIF			22,000	22,000	22,000	

SUB-TOTAL GRANTS			22,000	22,000	22,000	
-------------------------	--	--	---------------	---------------	---------------	--

Total Uses of Funds		5,832,617	6,562,941	730,324	6,584,726	21,785
----------------------------	--	------------------	------------------	----------------	------------------	---------------

Department: CRT : SUPERIOR COURT

2014-2015 Original Budget	2015-2016 Proposed Budget	2015-2016 vs 2014-2015	2016-2017 Proposed Budget	2016-2017 vs 2015-2016
---------------------------------	---------------------------------	---------------------------	---------------------------------	---------------------------

Fund Summary

1G AGF	GENERAL FUND	31,960,320	31,734,919	(225,401)	31,252,757	(482,162)
2S CTF	COURTS' SPECIAL REVENUE FUND	2,818,396	2,769,698	(48,698)	2,772,365	2,667
2S GSF	GENERAL SERVICES SPECIAL REVENUE FUND	280,000	280,000		280,000	
Total Sources by Funds		35,058,716	34,784,617	(274,099)	34,305,122	(479,495)

Program Summary

AMN	COURT HOUSE CONSTRUCTION	2,818,396	2,769,698	(48,698)	2,772,365	2,667
AIK	DISPUTE RESOLUTION PROGRAM	280,000	280,000		280,000	
AML	INDIGENT DEFENSE/GRAND JURY	8,803,023	8,577,622	(225,401)	8,095,460	(482,162)
AMT	TRIAL COURT SERVICES	23,157,297	23,157,297		23,157,297	
Total Uses by Program		35,058,716	34,784,617	(274,099)	34,305,122	(479,495)

Character Summary

013	MANDATORY FRINGE BENEFITS	665,000	665,000		665,000	
021	NON PERSONNEL SERVICES	34,076,137	33,801,165	(274,972)	33,318,503	(482,662)
038	CITY GRANT PROGRAMS	280,000	280,000		280,000	
081	SERVICES OF OTHER DEPTS	37,579	38,452	873	41,619	3,167
Total Uses by Character		35,058,716	34,784,617	(274,099)	34,305,122	(479,495)

Sources of Funds Detail by Subobject

25110	TRAFFIC FINES - MOVING	12,000	16,000	4,000	16,000	
25120	TRAFFIC FINES - PARKING	12,000	17,000	5,000	17,000	
60102	COURT FILING FEES/SURCHARGES	2,794,396	2,524,698	(269,698)	2,474,365	(50,333)
60108	DISPUTE RES FILING FEE	280,000	280,000		280,000	
9301G	OTI FR 1G-GENERAL FUND		212,000	212,000	265,000	53,000
GFS (1)	GENERAL FUND SUPPORT	31,960,320	31,734,919	(225,401)	31,252,757	(482,162)
Total Sources by Funds		35,058,716	34,784,617	(274,099)	34,305,122	(479,495)

(1) This figure represents the nondepartmental (citywide) general fund revenues required to support the department's operations.

Department: CRT : SUPERIOR COURT

2014-2015 Original Budget	2015-2016 Proposed Budget	2015-2016 vs 2014-2015	2016-2017 Proposed Budget	2016-2017 vs 2015-2016
---------------------------------	---------------------------------	---------------------------	---------------------------------	---------------------------

Uses of Funds Detail Appropriation

OPERATING:

1G AGF AAA: GF-NON-PROJECT-CONTROLLED

013	MANDATORY FRINGE BENEFITS	665,000	665,000		665,000	
021	NON PERSONNEL SERVICES	31,295,320	31,069,919	(225,401)	30,587,757	(482,162)
	SUB-TOTAL 1G AGF AAA	31,960,320	31,734,919	(225,401)	31,252,757	(482,162)
	SUB-TOTAL OPERATING	31,960,320	31,734,919	(225,401)	31,252,757	(482,162)

ANNUAL PROJECTS:

2S CTF APR: COURTS' SPEC REV FD-ANNUAL PROJECTS

CMC001	COURTROOM TEMP CONSTRUCTION	395,300	345,000	(50,300)	347,000	2,000
CMC700	COURTHOUSE DEBT SERVICE	2,423,096	2,424,698	1,602	2,425,365	667
	SUB-TOTAL 2S CTF APR	2,818,396	2,769,698	(48,698)	2,772,365	2,667
	SUB-TOTAL ANNUAL PROJECTS	2,818,396	2,769,698	(48,698)	2,772,365	2,667

CONTINUING PROJECTS:

2S GSF DRP: DISPUTE RESOLUTION PROGRAM

PMY001	DISPUTE RESOLUTION	280,000	280,000		280,000	
	SUB-TOTAL 2S GSF DRP	280,000	280,000		280,000	
	SUB-TOTAL CONTINUING PROJECTS	280,000	280,000		280,000	
Total Uses of Funds		35,058,716	34,784,617	(274,099)	34,305,122	(479,495)

Department: TTX : TREASURER/TAX COLLECTOR

2014-2015 Original Budget	2015-2016 Proposed Budget	2015-2016 vs 2014-2015	2016-2017 Proposed Budget	2016-2017 vs 2015-2016
---------------------------------	---------------------------------	---------------------------	---------------------------------	---------------------------

Fund Summary

1G AGF	GENERAL FUND	39,451,986	38,522,794	(929,192)	37,771,998	(750,796)
2S GSF	GENERAL SERVICES SPECIAL REVENUE FUND	741,718	875,787	134,069	885,686	9,899
Total Sources by Funds		40,193,704	39,398,581	(795,123)	38,657,684	(740,897)

Program Summary

FCO	BUSINESS TAX	5,887,464	5,953,521	66,057	5,949,022	(4,499)
FAL	CHILDREN'S BASELINE		645,313	645,313	651,467	6,154
FCS	DELINQUENT REVENUE	8,138,502	8,648,691	510,189	8,189,207	(459,484)
FGR	GROSS RECEIPTS TAX	9,953,115	7,257,439	(2,695,676)	7,128,440	(128,999)
FCM	INVESTMENT	2,599,358	2,625,804	26,446	2,679,672	53,868
FC2	LEGAL SERVICE	534,974	660,169	125,195	673,801	13,632
FEG	MANAGEMENT	5,932,170	5,857,437	(74,733)	5,774,311	(83,126)
FCN	PROPERTY TAX/LICENSING	2,094,808	2,255,822	161,014	2,317,444	61,622
FCQ	TAXPAYER ASSISTANCE	1,747,123	1,743,828	(3,295)	1,776,292	32,464
FCL	TREASURY	3,306,190	3,750,557	444,367	3,518,028	(232,529)
Total Uses by Program		40,193,704	39,398,581	(795,123)	38,657,684	(740,897)

Character Summary

001	SALARIES	19,087,288	19,360,933	273,645	19,990,467	629,534
013	MANDATORY FRINGE BENEFITS	8,508,963	7,938,057	(570,906)	8,093,855	155,798
020	OVERHEAD	(215,137)	(215,137)		(215,137)	
021	NON PERSONNEL SERVICES	3,154,778	4,642,551	1,487,773	3,477,886	(1,164,665)
040	MATERIALS & SUPPLIES	219,099	228,820	9,721	228,820	
06P	PROGRAMMATIC PROJECTS	4,486,654	2,186,654	(2,300,000)	2,186,654	
081	SERVICES OF OTHER DEPTS	4,952,059	5,256,703	304,644	4,895,139	(361,564)
Total Uses by Character		40,193,704	39,398,581	(795,123)	38,657,684	(740,897)

Sources of Funds Detail by Subject

10940	PROP TAX-ADMINISTRATIVE COST	381,029	450,000	68,971	450,000	
30150	INTEREST EARNED - POOLED CASH	5,651,768	6,017,040	365,272	5,867,040	(150,000)
60104	INSTALLMENT FEES	75,000	75,000		75,000	
60121	ADMINISTRATIVE SURCHARGE	11,000	11,000		11,000	

Department: TTX : TREASURER/TAX COLLECTOR

2014-2015 Original Budget	2015-2016 Proposed Budget	2015-2016 vs 2014-2015	2016-2017 Proposed Budget	2016-2017 vs 2015-2016
---------------------------------	---------------------------------	---------------------------	---------------------------------	---------------------------

Sources of Funds Detail by Subobject

60159	ASSESSMENT ADMIN CHARGE	409,260	409,260		409,260	
60164	TTX - COMMISSIONS	300,349	300,349		300,349	
60165	TTX - COLLECTION COSTS	1,717,500	1,717,500		1,717,500	
60166	TTX - ESCROW FEES	50,000	50,000		50,000	
60167	DELINQUENT INSTALLMENT COLLECTION FEE	402,500	402,500		402,500	
60168	REDEMPTION FEE	125,000	125,000		125,000	
60176	PASSPORT FEES	140,000	90,000	(50,000)	90,000	
60179	DELINQUENT BUSINESS TAX COLLECTION FEE	75,000	75,000		75,000	
60180	CONDOMINIUM CONVERSIONS	14,000	14,000		14,000	
60199	OTHER GENERAL GOVERNMENT CHARGES	551,142	551,142		551,142	
78201	PRIVATE GRANTS	741,718	875,787	134,069	885,686	9,899
78902	NSF CHECKS	250,000	125,000	(125,000)	125,000	
865AC	EXP REC FR AIRPORT (AAO)	217,000	217,000		217,000	
865BE	EXP REC FR BUS & ENC DEV (AAO)		12,286	12,286	12,286	
865BI	EXP REC FR BLDG INSPECTION (AAO)	210,931	204,552	(6,379)	204,552	
865CA	EXP REC FR ADM (AAO)	25,000	25,000		25,000	
865CH	EXP REC FR CHILD;YOUTH & FAM (AAO)	647,030		(647,030)		
865CP	EXP REC FR CITY PLANNING (AAO)	5,000	5,000		5,000	
865EV	EXP REC FR ENVIRONMENT (AAO)	238,600	238,600		238,600	
865HC	EXP REC FR COMM HEALTH SERVICE (AAO)	169,329	171,162	1,833	171,162	
865HG	EXP REC FR SF GENERAL HOSPITAL (AAO)	1,195,814	1,208,757	12,943	1,208,757	
865PT	EXP REC FR PUBLIC TRANSPORTATION(AAO)	446,784	521,784	75,000	521,784	
865RB	EXP REC FR RENT ARBITRATION BD (AAO)	175,000	175,000		175,000	
865RP	EXP REC FR REC & PARK (AAO)	170,000	127,500	(42,500)		(127,500)
865UC	EXP REC FR PUC (AAO)		245,050	245,050	245,050	
865UW	EXP REC FR WATER DEPT (AAO)	245,050		(245,050)		
875MO	EXP REC FR MAYOR-CDBG (NON-AAO)		60,000	60,000		(60,000)
GFS (1)	GENERAL FUND SUPPORT	25,552,900	24,898,312	(654,588)	24,485,016	(413,296)
Total Sources by Funds		40,193,704	39,398,581	(795,123)	38,657,684	(740,897)

(1) This figure represents the nondepartmental (citywide) general fund revenues required to support the department's operations.

Department: TTX : TREASURER/TAX COLLECTOR

2014-2015 Original Budget	2015-2016 Proposed Budget	2015-2016 vs 2014-2015	2016-2017 Proposed Budget	2016-2017 vs 2015-2016
---------------------------------	---------------------------------	---------------------------	---------------------------------	---------------------------

Uses of Funds Detail Appropriation

OPERATING:

1G AGF AAA: GF-NON-PROJECT-CONTROLLED

001	SALARIES	13,213,004	13,539,923	326,919	14,195,351	655,428
013	MANDATORY FRINGE BENEFITS	6,192,250	5,889,889	(302,361)	6,043,860	153,971
020	OVERHEAD	(417,317)	(417,317)		(417,317)	
021	NON PERSONNEL SERVICES	2,177,311	2,450,311	273,000	2,250,311	(200,000)
040	MATERIALS & SUPPLIES	151,112	150,112	(1,000)	150,112	
081	SERVICES OF OTHER DEPTS	3,025,483	3,386,622	361,139	3,179,108	(207,514)
	SUB-TOTAL 1G AGF AAA	24,341,843	24,999,540	657,697	25,401,425	401,885
	SUB-TOTAL OPERATING	24,341,843	24,999,540	657,697	25,401,425	401,885

ANNUAL PROJECTS:

1G AGF AAP: GF-ANNUAL PROJECT

PTX001	COLLECTIONS IMPROVEMENT PROJECT	109,850	110,628	778	113,142	2,514
PTX002	BANK ON SAN FRANCISCO PROJECT FUND	94,986	241,529	146,543	246,679	5,150
PTX007	REPLACEMENT DELINQUENT COLLECTIONS APP		600,000	600,000		(600,000)
PTX008	ONLINE FILING SECURITY AND SELF SERVICE		250,000	250,000		(250,000)
PTXK2C	KINDER2COLLEGE ANNUAL PROJECT		645,313	645,313	651,467	6,154
	SUB-TOTAL 1G AGF AAP	204,836	1,847,470	1,642,634	1,011,288	(836,182)
	SUB-TOTAL ANNUAL PROJECTS	204,836	1,847,470	1,642,634	1,011,288	(836,182)

CONTINUING PROJECTS:

1G AGF ACP: GF-CONTINUING PROJECTS

PTX006	COLLECTIONS ENHANCEMENT PROJECT	1,206,654	1,206,654		1,206,654	
PTXGRI	GROSS RECEIPTS TAX IMPLEMENTATION	9,953,115	7,257,439	(2,695,676)	7,128,440	(128,999)
	SUB-TOTAL 1G AGF ACP	11,159,769	8,464,093	(2,695,676)	8,335,094	(128,999)
	SUB-TOTAL CONTINUING PROJECTS	11,159,769	8,464,093	(2,695,676)	8,335,094	(128,999)

GRANTS:

2S GSF GNC: GRANTS; NON-PROJECT; CONTINUING

TXEARN	EARNED ASSET RESOURCE NETWORK	741,718	875,787	134,069	885,686	9,899
	SUB-TOTAL 2S GSF GNC	741,718	875,787	134,069	885,686	9,899
	SUB-TOTAL GRANTS	741,718	875,787	134,069	885,686	9,899

Department: TTX : TREASURER/TAX COLLECTOR

2014-2015 Original Budget	2015-2016 Proposed Budget	2015-2016 vs 2014-2015	2016-2017 Proposed Budget	2016-2017 vs 2015-2016
---------------------------------	---------------------------------	---------------------------	---------------------------------	---------------------------

Uses of Funds Detail Appropriation

WORK ORDERS/OVERHEAD:

1G AGF WOF: GENERAL FUND WORK ORDER FUND

TTX01	ADMINISTRATION	677,030	41,804	(635,226)	30,721	(11,083)
TTX02	TREASURY	632,050	546,860	(85,190)	432,923	(113,937)
TTX03	TAX COLLECTOR SERVICES	2,436,458	2,623,027	186,569	2,560,547	(62,480)
SUB-TOTAL 1G AGF WOF		3,745,538	3,211,691	(533,847)	3,024,191	(187,500)
SUB-TOTAL WORK ORDERS/OVERHEAD		3,745,538	3,211,691	(533,847)	3,024,191	(187,500)
Total Uses of Funds		40,193,704	39,398,581	(795,123)	38,657,684	(740,897)

Department: WAR : WAR MEMORIAL

2014-2015 Original Budget	2015-2016 Proposed Budget	2015-2016 vs 2014-2015	2016-2017 Proposed Budget	2016-2017 vs 2015-2016
---------------------------------	---------------------------------	---------------------------	---------------------------------	---------------------------

Fund Summary

2S WMF	WAR MEMORIAL FUND	13,536,389	25,701,338	12,164,949	26,715,101	1,013,763
Total Sources by Funds		13,536,389	25,701,338	12,164,949	26,715,101	1,013,763

Program Summary

EED	OPERATIONS & MAINTENANCE	13,536,389	25,701,338	12,164,949	26,715,101	1,013,763
Total Uses by Program		13,536,389	25,701,338	12,164,949	26,715,101	1,013,763

Character Summary

001	SALARIES	4,966,849	5,731,981	765,132	5,886,992	155,011
013	MANDATORY FRINGE BENEFITS	2,506,880	2,578,436	71,556	2,632,323	53,887
021	NON PERSONNEL SERVICES	764,900	951,368	186,468	1,004,470	53,102
040	MATERIALS & SUPPLIES	229,000	278,100	49,100	273,000	(5,100)
060	CAPITAL OUTLAY	1,725,000	272,794	(1,452,206)	125,000	(147,794)
06F	FACILITIES MAINTENANCE	412,000	433,000	21,000	454,650	21,650
06P	PROGRAMMATIC PROJECTS		3,000,536	3,000,536		(3,000,536)
070	DEBT SERVICE	174,415	8,051,550	7,877,135	11,597,083	3,545,533
081	SERVICES OF OTHER DEPTS	2,757,345	4,403,573	1,646,228	4,741,583	338,010
095	INTRAFUND TRANSFERS OUT	1,195,000		(1,195,000)		
ELU	TRANSFER ADJUSTMENTS-USES	(1,195,000)		1,195,000		
Total Uses by Character		13,536,389	25,701,338	12,164,949	26,715,101	1,013,763

Sources of Funds Detail by Subject

35232	EMPLOYEE PARKING	26,102	33,905	7,803	39,107	5,202
35511	OPERA HOUSE RENTAL	489,621	479,230	(10,391)	503,192	23,962
35512	GREEN ROOM RENTAL		130,050	130,050	221,000	90,950
35519	OPERA HOUSE-OFFICE RENTAL	139,812	139,812		148,285	8,473
35521	HERBST THEATER RENTAL		128,856	128,856	184,250	55,394
35531	DAVIES SYMPHONY HALL RENTAL	603,989	619,501	15,512	650,476	30,975
35539	DAVIES SYMPHONY HALL-OFFICE RENTAL	130,264	130,264		138,159	7,895
35540	VETERANS BUILDING-OFFICE RENTAL		172,227	172,227	336,431	164,204
35542	VETERANS BUILDING EVENT RENT		3,188	3,188	66,300	63,112
35611	OPERA HOUSE CONCESSIONS	232,900	256,233	23,333	256,233	

Department: WAR : WAR MEMORIAL

2014-2015 Original Budget	2015-2016 Proposed Budget	2015-2016 vs 2014-2015	2016-2017 Proposed Budget	2016-2017 vs 2015-2016
---------------------------------	---------------------------------	---------------------------	---------------------------------	---------------------------

Sources of Funds Detail by Subobject

35612	OPERA HOUSE PROGRAM CONCESSION	11,496	17,616	6,120	17,616	
35631	DAVIES SYMPHONY HALL CONCESSIONS	124,100	140,250	16,150	140,250	
35632	DAVIES SYMPHONY HALL PROG CONCESS	2,125	2,125		2,125	
62891	ZELLERBACH REHEARSAL HALL	177,144	189,248	12,104	196,145	6,897
62899	MISC EXHIBIT & PERFORM SVC CHARGES	10,455	82,178	71,723	90,168	7,990
78201	PRIVATE GRANTS		1,348,000	1,348,000	400,000	(948,000)
865AD	EXP REC FR ADMINISTRATIVE SERVICES (AAO)		13,033	13,033	17,377	4,344
865AR	EXP REC FR ART COMMISSION (AAO)		151,841	151,841	202,455	50,614
9301G	OTI FR 1G-GENERAL FUND	10,211,989	20,463,781	10,251,792	22,605,532	2,141,751
9502W	ITI FR 2S/WMF-WAR MEMORIAL FUND	1,195,000		(1,195,000)		
99999B	BEGINNING FUND BALANCE-BUDGET BASIS	1,376,392	1,200,000	(176,392)	500,000	(700,000)
ELIMSD	TRANSFER ADJUSTMENTS-SOURCES	(1,195,000)		1,195,000		
Total Sources by Funds		13,536,389	25,701,338	12,164,949	26,715,101	1,013,763

Uses of Funds Detail Appropriation

OPERATING:

2S WMF AAA: WAR MEMORIAL-OPERATING NONPROJECT

001	SALARIES	4,966,849	5,731,981	765,132	5,886,992	155,011
013	MANDATORY FRINGE BENEFITS	2,506,880	2,578,436	71,556	2,632,323	53,887
021	NON PERSONNEL SERVICES	764,900	951,368	186,468	1,004,470	53,102
040	MATERIALS & SUPPLIES	229,000	278,100	49,100	273,000	(5,100)
060	CAPITAL OUTLAY		16,794	16,794		(16,794)
06P	PROGRAMMATIC PROJECTS		3,000,536	3,000,536		(3,000,536)
081	SERVICES OF OTHER DEPTS	2,757,345	4,403,573	1,646,228	4,741,583	338,010
095	INTRAFUND TRANSFERS OUT	1,195,000		(1,195,000)		
ELU	TRANSFER ADJUSTMENTS-USES	(1,195,000)		1,195,000		
SUB-TOTAL 2S WMF AAA		11,224,974	16,960,788	5,735,814	14,538,368	(2,422,420)
SUB-TOTAL OPERATING		11,224,974	16,960,788	5,735,814	14,538,368	(2,422,420)

ANNUAL PROJECTS:

2S WMF AAP: WAR MEMORIAL-ANNUAL PROJECTS

FWM06F	WAR - FACILITY MAINTENANCE	412,000	433,000	21,000	454,650	21,650
--------	----------------------------	---------	---------	--------	---------	--------

Department: WAR : WAR MEMORIAL

2014-2015 Original Budget	2015-2016 Proposed Budget	2015-2016 vs 2014-2015	2016-2017 Proposed Budget	2016-2017 vs 2015-2016
---------------------------------	---------------------------------	---------------------------	---------------------------------	---------------------------

Uses of Funds Detail Appropriation

ANNUAL PROJECTS:

2S WMF AAP: WAR MEMORIAL-ANNUAL PROJECTS

PWMVBR	VET BLDG SEISMIC RENOVATION & OPERA	174,415	8,051,550	7,877,135	11,597,083	3,545,533
SUB-TOTAL 2S WMF AAP		586,415	8,484,550	7,898,135	12,051,733	3,567,183
SUB-TOTAL ANNUAL PROJECTS		586,415	8,484,550	7,898,135	12,051,733	3,567,183

CONTINUING PROJECTS:

2S WMF ACP: WAR MEMORIAL-CONTINUING PROJECTS

CWM06R	WAR MEMORIAL - DAVIES SYMPY ELEVATOR	350,000		(350,000)		
CWMOHR	OPERA HOUSE RENEWAL PROJECTS - ROOF				125,000	125,000
CWMVBR	VET BLDG SEISMIC RENOVATION & OPERA	1,375,000	256,000	(1,119,000)		(256,000)
SUB-TOTAL 2S WMF ACP		1,725,000	256,000	(1,469,000)	125,000	(131,000)
SUB-TOTAL CONTINUING PROJECTS		1,725,000	256,000	(1,469,000)	125,000	(131,000)

Total Uses of Funds		13,536,389	25,701,338	12,164,949	26,715,101	1,013,763
----------------------------	--	-------------------	-------------------	-------------------	-------------------	------------------

DETAIL OF RESERVES

Detail of Contribution to Budgetary Reserves

BUDGETARY RESERVES

	FY 2015-16	FY 2016-17
Unappropriated Designated Reserves - (require subsequent Board appropriation to spend)		
GENERAL FUND - BUDGET STABILIZATION RESERVE	19,410,000	-
CITY ADMINISTRATOR - DESIGNATED FOR GENERAL RESERVE	2,295,467	496,178
PUBLIC UTILITIES COMMISSION - DESIGNATED FOR GENERAL RESERVE	6,086,100	20,116,464
GENERAL FUND - DESIGNATED FOR GENERAL RESERVE	17,800,000	12,000,000
GENERAL FUND - DESIGNATED FOR HEALTH CARE APPN	31,179,939	49,429,995
PUBLIC UTILITIES COMMISSION - DESIGNATED FOR GENERAL RESERVE	186,112	11,670,907
PUBLIC LIBRARY - DESIGNATED FOR GENERAL RESERVE	7,434,495	10,031,639
MUNICIPAL TRANSPORTATION AGENCY - DESIGNATED FOR GENERAL RESERVE	8,314,000	-
PORT - DESIGNATED FOR REPLACEMENT OF FACILITIES	10,431,816	10,211,986
PUBLIC UTILITIES COMMISSION - DESIGNATED FOR GENERAL RESERVE	3,488,434	1,857,738
Subtotal - Unappropriated Designated Reserves	\$ 106,626,363	\$ 115,814,907
Appropriated Reserves		
PUBLIC UTILITIES COMMISSION - RESERVE FOR CAPITAL IMPROVEMENTS	41,000,000	41,000,000
RESERVE FOR DEBT SERVICES	152,088	-
GENERAL FUND - RESERVE FOR LITIGATION	16,000,000	11,000,000
GENERAL FUND - SALARIES AND BENEFITS	13,740,000	19,440,000
GENERAL FUND - RESERVE FOR TECHNICAL ADJUSTMENTS	2,500,000	2,500,000
PUBLIC UTILITIES COMMISSION - RESERVE FOR CAPITAL IMPROVEMENTS	17,353,662	17,353,662
PUBLIC UTILITIES COMMISSION - RESERVE FOR CAPITAL IMPROVEMENTS	37,484,000	37,484,000
Subtotal - Designated Reserves	\$ 128,229,750	\$ 128,777,662
Total Budgetary Reserves	\$ 234,856,113	\$ 244,592,569

APPROPRIATION RESERVES

Department Reserve Description & Follow-Up Action Required	FY 2015-2016	FY 2016-2017	Releasing Authority	Reserve Reason
CITY ADMINISTRATOR - COMMUNITY OPPORTUNITIES GRANT	200,000	200,000	CONTROLLER	Pending Receipt of Revenue
CITY ADMINISTRATOR - COMMUNITY CHALLENGE PROGRAM	500,000	500,000	CONTROLLER	Pending Receipt of Revenue
CITY ADMINISTRATOR - COMMUNITY OPPORTUNITIES PROGRAM	180,000	180,000	CONTROLLER	Pending Receipt of Revenue
CITY ADMINISTRATOR - ANIMAL SHELTER FACILITY PLAN	-	1,406,387	CONTROLLER	Pending Receipt of Revenue
ARTS COMMISSION - PATRICIA'S GREEN ROTATING ART PROJECT	20,000	25,000	CONTROLLER	Pending Receipt of Revenue
CITY PLANNING - IPIC-DEVELOP BRADY BLOCK PARK (MO)	100,000	-	CONTROLLER	Pending Receipt of Revenue
CITY PLANNING - IPIC-STREET TREE PLANTINGS PROGRAM-MO	50,000	50,000	CONTROLLER	Pending Receipt of Revenue
CITY PLANNING - IPIC-PORTSMOUTH SQUARE OPEN SPACE-TCDP	500,000	148,400	CONTROLLER	Pending Receipt of Revenue
PUBLIC HEALTH - DPH IT EMR PROJECT	25,000,000	25,000,000	CONTROLLER	Pending Receipt of Revenue
PUBLIC HEALTH - DPH IT EMR PROJECT	25,000,000	25,000,000	CONTROLLER	Pending Receipt of Revenue
PUBLIC WORKS - 2ND STREET STREETScape BUDGET	750,000	-	CONTROLLER	Pending Receipt of Revenue
PUBLIC WORKS - IPIC - 22ND ST GREEN CONNECTION	2,000,000	-	CONTROLLER	Pending Receipt of Revenue
PUBLIC WORKS - BETTER MARKET STREET BUDGET	1,000,000	-	CONTROLLER	Pending Receipt of Revenue
PUBLIC WORKS - IPIC-RE-ESTABLISH OCTAVIA BLVD R.O.W	500,000	1,000,000	CONTROLLER	Pending Receipt of Revenue
PUBLIC WORKS - IPIC-RINCON HILL STREETScape IMPROVEMENT	1,500,000	9,706,000	CONTROLLER	Pending Receipt of Revenue
PUBLIC WORKS - IPIC-DESIGN&CONSTR FOR TCDP STScape PLAN	350,000	350,000	CONTROLLER	Pending Receipt of Revenue
PUBLIC WORKS - BETTER MARKET STREET BUDGET	-	400,000	CONTROLLER	Pending Receipt of Revenue
PUBLIC WORKS - VAN NESS AND MARKET STREETScape IMPROVEM	-	500,000	CONTROLLER	Pending Receipt of Revenue
HUMAN SERVICES AGENCY - IPIC CHILD CARE CAPITAL FUND - EASTERN NEIGHBORHOOD	84,400	660,000	CONTROLLER	Pending Receipt of Revenue
HUMAN SERVICES AGENCY - IPIC CHILD CARE CAPITAL FUND - MARKET & OCTAVIA	1,273,000	-	CONTROLLER	Pending Receipt of Revenue
HUMAN SERVICES AGENCY - IPIC CHILD CARE CAPITAL FUND -VISITACION VALLEY	-	1,347,094	CONTROLLER	Pending Receipt of Revenue
MUNICIPAL TRANSPORTATION AGENCY - VAN NESS BUS RAPID TRANSIT-REVENUE	500,000	-	CONTROLLER	Pending Receipt of Revenue
MUNICIPAL TRANSPORTATION AGENCY - CS PLAZA TRANSIT CENTER DISTRICT FUNDS	2,000,000	4,000,000	CONTROLLER	Pending Receipt of Revenue
MUNICIPAL TRANSPORTATION AGENCY - EASTERN NEIGHBORHOOD-16TH STREET	5,619,000	-	CONTROLLER	Pending Receipt of Revenue
MUNICIPAL TRANSPORTATION AGENCY - EASTERN NEIGHBORHOOD-FOLSOM & HOWARD ST.	4,500,000	-	CONTROLLER	Pending Receipt of Revenue
MUNICIPAL TRANSPORTATION AGENCY - EASTERN NEIGHBORHOOD-PED ENHANCEMENTS	1,000,000	-	CONTROLLER	Pending Receipt of Revenue
MUNICIPAL TRANSPORTATION AGENCY - MARKET OCTAVIA-MUNI FORWARD	300,000	-	CONTROLLER	Pending Receipt of Revenue
MUNICIPAL TRANSPORTATION AGENCY - MARKET OCTAVIA-PAGE ST GREEN CONNECTION	1,500,000	-	CONTROLLER	Pending Receipt of Revenue
MUNICIPAL TRANSPORTATION AGENCY - MARKET OCTAVIA-STREETScape ENHANCEMENT	1,000,000	-	CONTROLLER	Pending Receipt of Revenue
MUNICIPAL TRANSPORTATION AGENCY - VISITACION VALLEY-PED;BIKE & STREETScape	300,000	-	CONTROLLER	Pending Receipt of Revenue
RECREATION AND PARK - CENTRAL WATERFRONT	500,000	871,000	CONTROLLER	Pending Receipt of Revenue
RECREATION AND PARK - EASTERN NEIGHBORHOOD PARK REHAB BUDGET	1,610,000	2,000,300	CONTROLLER	Pending Receipt of Revenue
RECREATION AND PARK - NEW PARK IN SOMA	1,222,000	3,384,000	CONTROLLER	Pending Receipt of Revenue
RECREATION AND PARK - MARGARET HAYWARD PLAYGROUND BUDGET	2,734,000	-	CONTROLLER	Pending Receipt of Revenue
RECREATION AND PARK - 3239V-RINCON HILL-GUY.PLACE PARK BUDGET	100,000	-	CONTROLLER	Pending Receipt of Revenue
RECREATION AND PARK - HILLTOP TRAIL TO BAYVIEW HILL BUDGET	451,000	545,000	CONTROLLER	Pending Receipt of Revenue
SHERIFF - SHERIFF INMATE PROGRAM	466,623	483,425	CONTROLLER	Pending Realization of Fund Balance
DT Operating Telecom - Master Project	-	1,646,084	CONTROLLER	Pending Realization of Fund Balance
	\$ 82,810,023	\$ 79,402,690		

ADMINISTRATIVE PROVISIONS

SECTION 3. General Authority.

The Controller is hereby authorized and directed to set up appropriate accounts for the items of receipts and expenditures appropriated herein.

SECTION 3.1 Two-Year Budget.

For departments for which the Board of Supervisors has authorized, or the Charter requires, a fixed two-year budget appropriations in this ordinance shall be available for allotment by the Controller on July 1st of the fiscal year in which appropriations have been approved. The Controller is authorized to adjust the two year budget to reflect transfers and substitutions consistent with City's policies and restrictions for such transfers. The Controller is further authorized to make adjustments to the second year budgets consistent with Citywide estimates for salaries, fringe benefits, and work orders.

SECTION 4. Interim Budget Provisions.

All funds for equipment and new capital improvements shall be held in reserve until final action by the Board of Supervisors. No new equipment or capital improvements shall be authorized during the interim period other than equipment or capital improvements that, in the discretion of the Controller, is reasonably required for the continued operation of existing programs or projects previously approved by the Board of Supervisors. Authorization for the purchase of such equipment may be approved by the Board of Supervisors.

During the period of the interim annual appropriation ordinance and interim annual salary ordinance, no transfer of funds within a department shall be permitted without approval of the Controller, Mayor's Budget Director and the Budget Analyst of the Board of Supervisors.

When the Budget Committee reserves selected expenditure items pending receipt of additional information from departments, upon receipt of the required information to the satisfaction of a financial committee, the Controller may release the previously reserved funds with no further action required by the Board of Supervisors.

If the Budget Committee of the Board of Supervisors recommends a budget that increases funding that was deleted in the Mayor's Budget, the Controller shall have the authority to continue to pay these expenses until final passage of the budget by the Board of Supervisors, and approval of the budget by the Mayor.

SECTION 4.1 Interim Budget – Positions.

No new position may be filled in the interim period with the exception of those positions which in the discretion of the Controller are critical for the operation of existing programs or for projects previously approved by the Board of Supervisors or are required for emergency operations or where such positions would result in a net increase in revenues or where such positions are required to comply with law. New positions shall be defined as those positions that are enumerated in the Mayor's budget for the current fiscal year but were not enumerated in the appropriation and salary ordinances for the prior fiscal year, as amended, through June 30 of the prior fiscal year. In the event the Mayor has approved the reclassification of a position in the department's budget for the current fiscal

year, the Controller shall process a temporary or "tx" requisition at the request of the department and subject to approval of the Human Resources Director. Such action will allow for the continued employment of the incumbent in his or her former position pending action by the Board of Supervisors on the proposed reclassifications.

If the Budget Committee of the Board of Supervisors recommends a budget that reinstates positions that were deleted in the Mayor's Budget, the Controller and the Director of Human Resources shall have the authority to continue to employ and pay the salaries of the reinstated positions until final passage of the budget by the Board of Supervisors, and approval of the budget by the Mayor.

SECTION 5. Transfers of Functions and Duties.

Where revenues for any fund or department are herein provided by transfer from any other fund or department, or where a duty or a performance has been transferred from one department to another, the Controller is authorized and directed to make the related transfer of funds, provided further, that where revenues for any fund or department are herein provided by transfer from any other fund or department in consideration of departmental services to be rendered, in no event shall such transfer of revenue be made in excess of the actual cost of such service.

Where a duty or performance has been transferred from one department to another or departmental reorganization is effected as provided in the Charter, in addition to any required transfer of funds, the Controller and Human Resources Director are authorized to make any personnel transfers or reassignments between the affected departments and appointing officers at a mutually convenient time, not to exceed 100 days from the effective date of the ordinance transferring the duty or function. The Controller, Director of Human Resources and Clerk of the Board of Supervisors, with assistance of the City Attorney, are hereby authorized and directed to make such changes as may be necessary to conform all applicable ordinances to reflect said reorganization, transfer of duty or performance between departments.

SECTION 5.1 Agencies Organized under One Department.

Where one or more departments or agencies are organized under a single appointing officer or department head, the component units can continue to be shown as separate agencies for budgeting and accounting purposes to facilitate reporting. However the entity shall be considered a single department for purposes of employee assignment and seniority, position transfers, and transfers of monies among funds within the Department of Public Health, and reappropriation of funds.

SECTION 5.2 Continuing Funds Appropriated.

In addition to the amount provided from taxes, the Controller shall make available for expenditure the amount of actual receipts from special funds whose receipts are continuously appropriated as provided in the Administrative and Municipal Codes.

SECTION 5.3 Multi-Year Revenues.

In connection with money received in one fiscal year for departmental services to be performed in a subsequent year, the Controller is authorized to establish an account for

depositing revenues which are applicable to the ensuing fiscal year, said revenue shall be carried forward and become a part of the funds available for appropriation in said ensuing fiscal year.

SECTION 5.4 Contracting Funds.

All money received in connection with contracts under which a portion of the moneys received is to be paid to the contractors and the remainder of the moneys received inures to the City and County shall be deposited in the Treasury.

(a) That portion of the money received that under the terms of the contract inures to the City and County shall be deposited to the credit of the appropriate fund.

(b) That portion of the money received that under the terms of the contracts is to be paid to the contractor shall be deposited in special accounts and is hereby appropriated for said purposes.

SECTION 5.5 Real Estate Services.

Rents received from properties acquired or held in trust for specific purposes are hereby appropriated to the extent necessary for maintenance of said properties, including services of the General Services Agency.

Moneys received from lessees, tenants or operators of City-owned property for the specific purpose of real estate services relative to such leases or operating agreements are hereby appropriated to the extent necessary to provide such services.

SECTION 5.6 Collection Services.

In any contracts for the collection of unpaid bills for services rendered to clients, patients or both by the Department of Public Health in which said unpaid bills have not become delinquent pursuant to the provisions of Administrative Code Section 10.37 and 10.38, the Controller is hereby authorized to adjust the estimated revenues and expenditures of the various divisions and institutions of the Department of Public Health to record such recoveries. Any percentage of the amounts, not to exceed 25 percent, recovered from such unpaid bills by a contractor is hereby appropriated to pay the costs of said contract. The Controller is authorized and is hereby directed to establish appropriate accounts to record total collections and contract payments relating to such unpaid bills.

SECTION 5.7 Contract Amounts Based on Savings.

When the terms of a contract provide for payment amounts to be determined by a percentage of cost savings or previously unrecognized revenues, such amounts as are actually realized from either said cost savings or unrecognized revenues are hereby appropriated to the extent necessary to pay contract amounts due. The Controller is authorized and is hereby directed to establish appropriate accounts to record such transactions.

SECTION 5.8 Collection and Legal Services.

In any contracts between the City Attorney's Office and outside counsel for legal services in connection with the prosecution of actions filed on behalf of the City or for assistance in

the prosecution of actions that the City Attorney files in the name of the People, where the fee to outside counsel is contingent on the recovery of a judgment or other monies by the City through such action, the Controller is hereby authorized to adjust the estimated revenues and expenditures of the City Attorney's Office to record such recoveries. A percentage of such recoveries, not to exceed 25 percent plus the amount of any out-of-pocket costs the Controller determines were actually incurred to prosecute such action, is hereby appropriated from the amount of such recoveries to pay the contingent fee due to such outside counsel under said contract and any costs incurred by the City or outside counsel in prosecuting the action. The Controller is authorized and hereby directed to establish appropriate accounts to record total collections and contingent fee and cost payments relating to such actions. The City Attorney as verified by the Controller shall report to the Board of Supervisors annually on the collections and costs incurred under this provision, including the case name, amount of judgment, the fund which the judgment was deposited, and the total cost of and funding source for the legal action.

SECTION 6. Bond Interest and Redemption.

In the event that estimated receipts from other than utility revenues, but including amounts from ad-valorem, taxes shall exceed the actual requirements for bond interest and redemption, said excess shall be transferred to a General Bond Interest and Redemption Reserve account. The Bond Interest and Redemption Reserve is hereby appropriated to meet debt service requirements including printing of bonds, cost of bond rating services and the legal opinions approving the validity of bonds authorized to be sold not otherwise provided for herein.

Issuance, legal and financial advisory service costs, including the reimbursement of departmental services in connection therewith, for debt instruments issued by the City and County, to the extent approved by the Board of Supervisors in authorizing the debt, may be paid from the proceeds of such debt and are hereby appropriated for said purposes.

SECTION 7. Allotment Controls.

Since several items of expenditures herein appropriated are based on estimated receipts, income or revenues which may not be fully realized, it shall be incumbent upon the Controller to establish a schedule of allotments, of such duration as the Controller may determine, under which the sums appropriated to the several departments shall be expended. The Controller shall revise such revenue estimates periodically. If such revised estimates indicate a shortage, the Controller shall hold in reserve an equivalent amount of the corresponding expenditure appropriations set forth herein until the collection of the amounts as originally estimated is assured, and in all cases where it is provided by the Charter that a specified or minimum tax shall be levied for any department the amount of appropriation herein provided derived from taxes shall not exceed the amount actually produced by the levy made for such department.

The Controller in issuing payments or in certifying contracts, purchase orders or other encumbrances pursuant to Section 3.105 of the Charter, shall consider only the allotted portions of appropriation items to be available for encumbrance or expenditure and shall not approve the incurring of liability under any allotment in excess of the amount of such

allotment. In case of emergency or unusual circumstances which could not be anticipated at the time of allotment, an additional allotment for a period may be made on the recommendation of the department head and the approval of the Controller. After the allotment schedule has been established or fixed, as heretofore provided, it shall be unlawful for any department or officer to expend or cause to be expended a sum greater than the amount set forth for the particular activity in the said allotment schedule so established, unless an additional allotment is made, as herein provided.

Allotments, liabilities incurred and expenditures made under expenditure appropriations herein enumerated shall in no case exceed the amount of each such appropriation, unless the same shall have been increased by transfers or supplemental appropriations made in the manner provided by Section 9.105 of the Charter.

SECTION 7.1 Prior Year Encumbrances.

The Controller is hereby authorized to establish reserves for the purpose of providing funds for adjustments in connection with liquidation of encumbrances and other obligations of prior years.

SECTION 7.2 Equipment Defined.

Funds for the purchase of items of equipment having a significant value of over \$5,000 and a useful life of three years and over shall only be purchased from appropriations specifically provided for equipment or lease-purchased equipment, including equipment from capital projects. Departments may purchase additional or replacement equipment from previous equipment or lease-purchase appropriations, or from citywide equipment and other non-salary appropriations, with approval of the Mayor's Office and the Controller.

Where appropriations are made herein for the purpose of replacing automotive and other equipment, the equipment replaced shall be surrendered to the Department of Administrative Services and shall be withdrawn from service on or before delivery to departments of the new automotive equipment. When the replaced equipment is sold, in lieu of being traded-in, the proceeds shall be deposited to a revenue account of the related fund. Provided, however, that so much of said proceeds as may be required to affect the purchase of the new equipment is hereby appropriated for the purpose. Funds herein appropriated for automotive equipment shall not be used to buy a replacement of any automobile superior in class to the one being replaced unless it has been specifically authorized by the Board of Supervisors in the making of the original appropriation.

Appropriations of equipment from current funds shall be construed to be annual appropriations and unencumbered balances shall lapse at the close of the fiscal year.

SECTION 7.3 Enterprise Deficits.

Funds appropriated herein to meet estimated enterprise deficits shall be made available to each such enterprise only to the extent that an actual deficit shall exist and not to exceed the amount herein provided. Any amount not required for the purpose of meeting

an enterprise fund deficit shall be transferred back to the General Fund at the end of each fiscal year. Provided, however, that the Board of Supervisors, in the annual budget, may approve appropriating such amounts to fund the activities of the enterprise in the succeeding fiscal year.

SECTION 8. Expenditure Estimates.

Where appropriations are made for specific projects or purposes which may involve the payment of salaries or wages, the head of the department to which such appropriations are made, or the head of the department authorized by contract or interdepartmental order to make expenditures from each such appropriation, shall file with the Controller, when requested, an estimate of the amount of any such expenditures to be made during the ensuing period.

SECTION 8.1 State and Federal Funds.

The Controller is authorized to increase Federal and State funds that may be claimed due to new General Fund expenditures appropriated by the Board of Supervisors. The Director of Human Resources is authorized to add civil service positions required to implement the programs authorized by these funds. The Controller and the Director of Human Resources shall report to the Board of Supervisors any actions taken under this authorization before the Board acts on the Annual Appropriation and Annual Salary Ordinances.

SECTION 8.2 State and Federal Funding Restorations.

If additional State or Federal funds are allocated to the City and County of San Francisco to backfill State reductions, the Controller shall backfill any funds appropriated to any program to the General Fund Reserve.

SECTION 8.3 Process for Addressing General Fund Revenue Shortfalls

Upon receiving Controller estimates of revenue shortfalls that exceed the value of the General Fund Reserve and any other allowances for revenue shortfalls in the adopted City budget, the Mayor shall inform the Board of Supervisors of actions to address this shortfall. The Board of Supervisors may adopt an ordinance to reflect the Mayor's proposal or alternative proposals in order to balance the budget.

SECTION 9. Interdepartmental Services.

The Controller is hereby authorized and directed to prescribe the method to be used in making payments for interdepartmental services in accordance with the provisions of Section 3.105 of the Charter, and to provide for the establishment of interdepartmental reserves which may be required to pay for future obligations which result from current performances. Whenever in the judgment of the Controller, the amounts which have been set aside for such purposes are no longer required or are in excess of the amount which is then currently estimated to be required, the Controller shall transfer the amount no longer required to the fund balance of the particular fund of which the reserve is a part. Provided further that no expenditure shall be made for personnel services, rent, equipment and capital outlay purposes from any interdepartmental reserve or work order fund without specific appropriation by the Board of Supervisors.

The amount detailed in departmental budgets for services of other City departments cannot be transferred to other spending categories without prior agreement from both the requesting and performing departments.

The Controller, pursuant to the provisions of Charter Section 3.105, shall review and may adjust charges or fees for services that may be authorized by the Board of Supervisors for the administration of the Computer Store. Such fees are hereby appropriated for that purpose.

SECTION 10. Positions in the City Service.

Department heads shall not make appointments to any office or position until the Controller shall certify that funds are available.

Funds provided herein for salaries or wages may, with the approval of the Controller, be used to provide for temporary employment when it becomes necessary to replace the occupant of a position while on extended leave without pay, or for the temporary filling of a vacancy in a budgeted position. The Controller is authorized to approve the use of existing salary appropriations within departments to fund permanent appointments of up to six months to backfill anticipated vacancies to ensure implementation of successful succession plans and to facilitate the transfer of mission critical knowledge. The Controller shall provide a report to the Board of Supervisors every six months enumerating permanent positions created under this authority.

Appointments to seasonal or temporary positions shall not exceed the term for which the Controller has certified the availability of funds.

The Controller shall be immediately notified of a vacancy occurring in any position.

SECTION 10.1 Positions, Funds, and Transfers for Specific Purposes.

Funds for personnel services may be transferred from any legally available source on the recommendation of the department head and approval by the Director of Administrative Services, Board or Commission, for departments under their respective jurisdiction, and on authorization of the Controller with the prior approval of the Human Resources Director for:

(a) Lump sum payments to officers, employees, police officers and fire fighters other than elective officers and members of boards and commissions upon death or retirement or separation caused by industrial accident for accumulated sick leave benefits in accordance with Civil Service Commission rules.

(b) Payment of the supervisory differential adjustment, out of class pay or other negotiated premium to employees who qualify for such adjustment provided that the transfer of funds must be made from funds currently available in departmental personal service appropriations.

(c) Payment of any legal salary or fringe benefit obligations of the City and County including amounts required to fund arbitration awards.

(d) The Controller is hereby authorized to adjust salary appropriations for positions administratively reclassified or temporarily exchanged by the Human Resources Director provided that the reclassified position and the former position are in the same functional area.

(e) Positions may be substituted or exchanged between the various salary appropriations or position classifications when approved by the Human Resources Director as long as said transfers do not increase total departmental personnel service appropriations.

(f) The Controller is hereby authorized and directed upon the request of a department head and the approval by the Mayor's Office to transfer from any legally available funds amounts needed to fund legally mandated salaries, fringe benefits and other costs of City employees. Such funds are hereby appropriated for the purpose set forth herein.

(g) The Controller is hereby authorized to transfer any legally available funds to adjust salary and fringe benefit appropriations as required under reclassifications recommended by the Human Resources Director and approved by the Board of Supervisors in implementing the Management Compensation and Classification Plan.

Amounts transferred shall not exceed the actual amount required including the cost to the City and County of mandatory fringe benefits.

(h) Pursuant to California Labor Code Section 4850.4, the Controller is authorized to make advance payments from departments' salary accounts to employees participating in CalPERS who apply for disability retirement. Repayment of these advanced disability retirement payments from CalPERS and from employees are hereby appropriated to the departments' salary account.

(i) The Controller is authorized to transfer funds into a Post Employment Retiree Health Benefit Trust Fund to offset a portion of the liability of retiree health costs for anticipated new hires. The calculation of the transfer will be based on 1% of the salary paid to expected hires over the fiscal year. The source of funds from non-General Fund supported departments may be transferred from any legally available source from these departments.

SECTION 10.2 Professional Services Contracts.

Funds appropriated for professional service contracts may be transferred to the account for salaries on the recommendation of the department head for the specific purpose of using City personnel in lieu of private contractors with the approval of the Human Resources Director and the Mayor and the certification by the Controller that such transfer of funds would not increase the cost of government.

SECTION 10.3 Surety Bond Fund Administration.

The Controller is hereby authorized to allocate funds from capital project appropriations to the San Francisco Self-Insurance Surety Bond Fund, as governed by Administrative Code

Section 10.100-317 and in accordance with amounts determined pursuant to Administrative Code Section 14B.16.

SECTION 10.4 Salary Adjustments, Memoranda of Understanding (MOUs).

The Controller is authorized and directed to transfer from the Salary and Benefits Reserve, or any legally available funds, amounts necessary to adjust appropriations for salaries and related mandatory fringe benefits of employees whose compensation is pursuant to Charter Sections A8.403 (Registered Nurses), A8.404 (Transit Operators), A8.409 (Miscellaneous Employees), A8.405 and A8.590-1 through A8.590-5 (Police and Firefighters), revisions to State Law, and/or collective bargaining agreements adopted pursuant to the Charter or arbitration award. The Controller and Director of Human Resources are further authorized and directed to adjust the rates of compensation to reflect current pay rates for any positions affected by the foregoing provisions.

Adjustments made pursuant to this section shall reflect only the percentage increase required to adjust appropriations to reflect revised salary and premium pay requirements above the funding level established in the adopted budget of the respective departments.

The Controller is authorized and directed to transfer from reserves or any legally available funds amounts necessary to provide costs of non-salary benefits in ratified Memoranda of Understanding or arbitration awards. The Controller's Office shall report to the Budget and Finance Committee on the status of the Salary and Benefits Reserve, including amounts transferred to individual City Departments and remaining Reserve balances, following the first quarter of FY 2009-10 and as part of the Controller's Six and Nine Month Budget Status Reports.

SECTION 10.5 MOUs to be Reflected in Department Budgets.

Should the City and County adopt an MOU with a recognized employee bargaining organization during the fiscal year which has fiscal effects, the Controller is authorized and directed to reflect the budgetary impact of said MOU in departmental appropriations by transferring amounts to or from the Salary and Benefits Reserve, or, for self-supporting or restricted funds, to or from the respective unappropriated fund balance account. All amounts transferred pursuant to this section are hereby appropriated for the purpose.

SECTION 10.6 Funding Memoranda of Understanding (MOUs).

Whenever the Board of Supervisors has ratified by ordinance or resolution Memoranda of Understanding or has not contested an arbitration award with recognized employee organizations and said memoranda or award contains provisions requiring the expenditure of funds, the Controller, on the recommendation of the Human Resources Director, shall reserve sufficient funds to comply with such provisions and such funds are hereby appropriated for such purposes. The Controller is hereby authorized to make such transfers from funds hereby reserved or legally available as may be required to make funds available to departments to carry out the purposes required by the Memoranda of Understanding or arbitration award.

SECTION 10.7 Fringe Benefit Rate Adjustments.

Appropriations herein made for fringe benefits may be adjusted by the Controller to reflect revised amounts required to support adopted or required contribution rates. The Controller is authorized and is hereby directed to transfer between departmental appropriations and the General Reserve or other unappropriated balance of funds any amounts resulting from adopted or required contribution rates and such amounts are hereby appropriated to said accounts.

When the Controller determines that prepayment of the employer share of pension contributions is likely to be fiscally advantageous, the Controller is authorized to adjust appropriations and transfers in order to make and reconcile such prepayments.

SECTION 10.8 Police Department Uniformed Positions.

Positions in the Police Department for each of the various ranks that are filled based on the educational attainment of individual officers may be filled interchangeably at any level within the rank (e.g., Patrol Officer Q2, Q3 or Q4, Sergeant Q50, Q51, Q52). The Controller and Director of Human Resources are hereby authorized to adjust payrolls, salary ordinances and other documents, where necessary, to reflect the current status of individual employees; provided however, that nothing in this section shall authorize an increase in the total number of positions allocated to any one rank or to the Police Department.

SECTION 10.9 Holidays, Special Provisions.

Whenever any day is declared to be a holiday by proclamation of the Mayor after such day has heretofore been declared a holiday by the Governor of the State of California or the President of the United States, the Controller, with the approval of the Mayor's Office, is hereby authorized to make such transfer of funds not to exceed the actual cost of said holiday from any legally available funds.

SECTION 10.10 Litigation Reserve, Payments.

The Controller is authorized and directed to transfer from the Reserve for Litigation Account for General Fund supported departments or from any other legally available funds for other funds, amounts required to make payments required to settle litigation against the City and County of San Francisco that has been recommended by the City Attorney and approved by the Board of Supervisors in the manner provided in the Charter. Such funds are hereby appropriated for the purposes set forth herein.

SECTION 10.11 Changes in Health Services Eligibility.

Should the Board of Supervisors amend Administrative Code Section 16.700 to change the eligibility in the City's Health Service System, the Controller is authorized and directed to transfer from any legally available funds or the Salary and Fringe Reserve for the amount necessary to provide health benefit coverage not already reflected in the departmental budgets.

SECTION 11. Funds Received for Special Purposes, Trust Funds.

The Controller is hereby authorized and directed to continue the existing special and trust funds, revolving funds, and reserves and the receipts in and expenditures from each such

fund are hereby appropriated in accordance with law and the conditions under which each such fund was established.

The Controller is hereby authorized and directed to set up additional special and trust funds and reserves as may be created by either additional grants and bequests or under other conditions and the receipts in each fund are hereby appropriated in accordance with law for the purposes and subject to the conditions under which each such fund was established.

SECTION 11.1 Special and Trust Funds Appropriated.

Whenever the City and County of San Francisco shall receive for a special purpose from the United States of America, the State of California, or from any public or semi-public agency, or from any private person, firm or corporation, any moneys, or property to be converted into money, the Controller shall establish a special fund or account evidencing the said moneys so received and specifying the special purposes for which they have been received and for which they are held, which said account or fund shall be maintained by the Controller as long as any portion of said moneys or property remains.

Recurring grant funds which are detailed in departmental budget submissions and approved by the Mayor and Board of Supervisors in the annual budget shall be deemed to have met the requirements of Administrative Code Section 10.170 for the approval to apply for, receive and expend said funds and shall be construed to be funds received for a specific purpose as set forth in this section. Positions specifically approved by granting agencies in said grant awards may be filled as though said positions were included in the annual budget and Annual Salary Ordinance, provided however that the tenure of such positions shall be contingent on the continued receipt of said grant funds. Individual grants may be adjusted by the Controller to reflect actual awards made if granting agencies increase or decrease the grant award amounts estimated in budget submissions.

The expenditures necessary from said funds or said accounts as created herein, in order to carry out the purpose for which said moneys or orders have been received or for which said accounts are being maintained, shall be approved by the Controller and said expenditures are hereby appropriated in accordance with the terms and conditions under which said moneys or orders have been received by the City and County of San Francisco, and in accordance with the conditions under which said funds are maintained.

The Controller is authorized to adjust transfers to the San Francisco Capital Planning Fund, established by Administrative Code Section 10.100-286, to account for final capital project planning expenditures reimbursed from approved sale of bonds and other long term financing instruments.

SECTION 11.2 Insurance Recoveries.

Any moneys received by the City and County of San Francisco pursuant to the terms and conditions of any insurance policy are hereby appropriated and made available to the general city or specific departments for associated costs or claims.

SECTION 11.3 Bond Premiums.

Premiums received from the sale of bonds are hereby appropriated for bond interest and redemption purposes of the issue upon which it was received.

SECTION 11.4 Ballot Arguments.

Receipts in and expenditures for payment for the printing of ballot arguments, are hereby appropriated in accordance with law and the conditions under which this appropriation is established.

SECTION 11.5 Tenant Overtime.

Whenever employees of departments are required to work overtime on account of services required by renters, lessees or tenants of City-owned or occupied properties, or recipients of services from City departments, in connection with such properties the cost of such overtime employment shall be collected by the departments from the requesters of said services and shall be deposited with the Treasurer to the credit of departmental appropriations. All moneys deposited therein are hereby appropriated for such purpose.

SECTION 11.6 Refunds.

The Controller is hereby authorized and directed to set up appropriations for refunding amounts deposited in the Treasury in excess of amounts due, and the receipts and expenditures from each are hereby appropriated in accordance with law. Whereby State statute, local ordinance or court order, interest is payable on amounts to be refunded, in the absence of appropriation therefore, such interest is herewith appropriated from the unappropriated interest fund or interest earnings of the fund involved. The Controller is authorized, and funds are hereby appropriated, to refund overpayments and any mandated interest or penalties from State, Federal and local agencies when audits or other financial analyses determine that the City has received payments in excess of amounts due.

SECTION 11.7 Arbitrage.

The Controller is hereby authorized and directed to refund excess interest earnings on bond proceeds (arbitrage) when such amounts have been determined to be due and payable under applicable Internal Revenue Service regulations. Such arbitrage refunds shall be charged in the various bond funds in which the arbitrage earnings were recorded and such funds are hereby appropriated for the purpose.

SECTION 11.8 Damage Recoveries.

Moneys received as payment for damage to City-owned property and equipment are hereby appropriated to the department concerned to pay the cost of repairing such equipment or property. Moneys received as payment for liquidated damages in a City-funded project are appropriated to the department incurring costs of repairing or abating the damages. Any excess funds, and any amount received for damaged property or equipment which is not to be repaired shall be credited to a related fund.

SECTION 11.9 Purchasing Damage Recoveries.

That portion of funds received pursuant to the provisions of Administrative Code Section 21.33 - failure to deliver article contracted for - as may be needed to affect the required

procurement are hereby appropriated for that purpose and the balance, if any, shall be credited the related fund.

SECTION 11.10 Off-Street Parking Guarantees.

Whenever the Board of Supervisors has authorized the execution of agreements with corporations for the construction of off-street parking and other facilities under which the City and County of San Francisco guarantees the payment of the corporations' debt service or other payments for operation of the facility, it shall be incumbent upon the Controller to reserve from parking meter or other designated revenues sufficient funds to provide for such guarantees. The Controller is hereby authorized to make payments as previously guaranteed to the extent necessary and the reserves approved in each Annual Appropriation Ordinance are hereby appropriated for the purpose. The Controller shall notify the Board of Supervisors annually of any payments made pursuant to this Section.

SECTION 11.11 Hotel Tax – Special Situations.

The Controller is hereby authorized and directed to make such interfund transfers or other adjustments as may be necessary to conform budget allocations to the requirements of the agreements and indentures of the 1994 Lease Revenue and/or San Francisco Redevelopment Agency Hotel Tax Revenue Bond issues.

SECTION 11.12 Local Transportation Agency Fund.

Local transportation funds are hereby appropriated pursuant to the Government Code.

SECTION 11.13 Insurance.

The Controller is hereby authorized to transfer to the City Risk Manager any amounts indicated in the budget estimate and appropriated hereby for the purchase of insurance or the payment of insurance premiums.

SECTION 11.14 Grants to Commission on Aging and Child Support Services.

The Commission on Aging and the Department of Child Support Services are authorized to receive and expend available federal and state contributions and grant awards for their target populations. The Controller is hereby authorized and directed to make the appropriate entries to reflect the receipt and expenditure of said grant award funds and contributions.

SECTION 11.15 FEMA, OES, Other Reimbursements.

Whenever the City and County recovers funds from any federal or state agency as reimbursement for the cost of damages resulting from earthquakes and related aftershocks or other natural disasters for which the Mayor has declared a state of emergency, such funds are hereby appropriated for the purpose. The Controller is authorized to transfer such funds to the credit of the departmental appropriation which initially incurred the cost, or, if the fiscal year in which the expenses were charged has ended, to the credit of the fund which incurred the expenses. Revenues received from other governments as reimbursement for mutual aid provided by City departments are hereby appropriated for services provided.

SECTION 11.16 Interest on Grant Funds.

Whenever the City and County earns interest on funds received from the State of California or the federal government and said interest is specifically required to be expended for the purpose for which the funds have been received, said interest is hereby appropriated in accordance with the terms under which the principal is received and appropriated.

SECTION 11.17 Treasurer – Banking Agreements.

Whenever the Treasurer finds that it is in the best interest of the City and County to use either a compensating balance or fee for service agreement to secure banking services that benefit all participants of the pool, any funds necessary to be paid for such agreement are to be charged against interest earnings and such funds are hereby appropriated for the purpose.

The Treasurer may offset banking charges that benefit all participants of the investment pool against interest earned by the pool. The Treasurer shall allocate other bank charges and credit card processing to Departments or pool participants that benefit from those services. The Controller may transfer funds appropriated in the budget to general fund Departments as necessary to support allocated charges.

SECTION 11.18 City Buildings–Acquisition with Certificates of Participation (COPs).

Receipts in and expenditures from accounts set up for the acquisition and operation of City-owned buildings including, but not limited to 25 Van Ness Avenue and 1660 Mission Street, are hereby appropriated for the purposes set forth in the various bond indentures through which said properties were acquired.

SECTION 11.19 Generally Accepted Principles of Financial Statement Presentation.

The Controller is hereby authorized to make adjustments to departmental budgets as part of the year-end closing process to conform amounts to the Charter provisions and generally accepted principles of financial statement presentation.

SECTION 11.20 Fund Balance Reporting and Government Fund Type Definitions.

The Controller is authorized to establish or adjust fund type definitions for restricted, committed or assigned revenues and expenditures, in accordance with the requirements of Governmental Accounting Standards Board Statement 54. These changes will be designed to enhance the usefulness of fund balance information by providing clearer fund balance classifications that can be more consistently applied and by clarifying the existing governmental fund type definitions. Reclassification of funds shall be reviewed by the City's outside auditors during their audit of the City's financial statements.

SECTION 11.21 State Local Public Safety Fund.

Amounts received from the State Local Public Safety Fund (Sales Taxes) for deposit to the Public Safety Augmentation Fund shall be transferred to the General Fund for use in meeting eligible costs of public safety as provided by State law and said funds are appropriated for said purposes.

Said funds shall be allocated to support public safety department budgets, but not specific appropriation accounts, and shall be deemed to be expended at a rate of 75% of eligible

departmental expenditures up to the full amount received. The Controller is hereby directed to establish procedures to comply with state reporting requirements.

SECTION 11.22 Laguna Honda Employee Development Account.

The Controller is authorized and directed to set up special funds as may be required to receive employee, corporate and private donations made for the purpose of funding employee training and development. Donated funds for employee development will be automatically appropriated for such purpose, and shall be maintained in the City's financial systems.

SECTION 11.23 Affordable Housing Loan Repayments and Interest Earnings

Loan repayments and interest earnings in special revenue funds designated for affordable housing are hereby appropriated for affordable housing program expenditures. Expenditures shall be subject to the conditions under which each such fund was established.

SECTION 12. Special Situations.

SECTION 12.1 Revolving Funds.

Surplus funds remaining in departmental appropriations may be transferred to fund increases in revolving funds up to the amount authorized by the Board of Supervisors if said Board, by ordinance, has authorized an increase in said revolving fund amounts.

SECTION 12.2 Interest Allocations.

Interest shall not be allocated to any special, enterprise, or trust fund or account unless said allocation is required by Charter, state law or specific provision in the legislation that created said fund. Any interest earnings not allocated to special, enterprise or trust funds or accounts shall be credited, by the Controller, to General Fund Unallocated Revenues.

SECTION 12.3 Property Tax.

Consistent with the State Teeter Plan requirements, the Board of Supervisors elects to continue the alternative method of distribution of tax levies and collections in accordance with Revenue and Taxation Code Section 4701. The Board of Supervisors directs the Controller to maintain the Teeter Tax Losses Reserve Fund at an amount not less than 1% of the total of all taxes and assessments levied on the secured roll for that year for participating entities in the county as provided by Revenue and Taxation Code Section 4703. The Board of Supervisors authorizes the Controller to make timely property tax distributions to the San Francisco Redevelopment Agency and the Treasure Island Development Authority as approved by the Board of Supervisors through the budget, through development pass-through contracts, through tax increment allocation pledge agreements, and as mandated by State law.

The Controller is authorized to adjust the budget to conform to assumptions in final approved property tax rates and to make debt service payments for approved general obligation bonds accordingly.

The Controller is authorized and directed to recover costs from the levy, collection and administration of property taxes.

SECTION 12.4 New Project Reserves.

Where this Board has set aside a portion of the General Reserve for a new project or program approved by a supplemental appropriation, any funds not required for the approved supplemental appropriation shall be returned to the General Fund General Reserve by the Controller.

SECTION 12.5 Aid Payments.

Aid paid from funds herein provided and refunded during the fiscal year hereof shall be credited to, and made available in, the appropriation from which said aid was provided.

SECTION 12.6 Department of Public Health Transfer Payments, Indigent Health Revenues, and Realignment Funding to Offset Losses due to the Affordable Care Act

To more accurately reflect the total net budget of the Department of Public Health, this ordinance shows net revenues received from certain State and Federal health programs. Funds necessary to participate in such programs that require transfer payments are hereby appropriated. The Controller is authorized to defer surplus transfer payments, indigent health revenues, and Realignment funding to offset future reductions or audit adjustments associated with the Affordable Care Act and funding allocations for indigent health services.

SECTION 12.7 Municipal Transportation Agency.

Consistent with the provisions of Proposition E and Proposition A creating the Municipal Transportation Agency and including the Parking and Traffic function as a part of the Municipal Transportation Agency, the Controller is authorized to make such transfers and reclassification of accounts necessary to properly reflect the provision of central services to the Municipal Transportation Agency in the books and accounts of the City. No change can increase or decrease the overall level of the City's budget.

SECTION 12.8 Treasure Island Authority.

Should the Treasure Island property be conveyed and deed transferred from the Federal Government, the Controller is hereby authorized to make budgetary adjustments necessary to ensure that there is no General Fund impact from this conveyance.

SECTION 12.9 Hetch Hetchy Power Stabilization Fund.

Hetch Hetchy has entered into a long-term agreement to purchase a fixed amount of power. Any excess power from this contract will be sold back to the power market.

To limit Hetch Hetchy's risk from adverse market conditions in the future years of the contract, the Controller is authorized to establish a power stabilization account that reserves any excess revenues from power sales in the early years of the contract. These funds may be used to offset potential losses in the later years of the contract. The balance in this fund may be reviewed and adjusted annually.

The power purchase amount reflected in the department's expenditure budget is the net amount of the cost of power purchased for Hetch Hetchy use. Power purchase appropriations may be increased by the Controller to reflect the pass through costs of power purchased for resale under long-term fixed contracts previously approved by the Board of Supervisors.

SECTION 12.10 Closure of Special Funds, Projects, and Accounts

In accordance with Administrative Code Section 10.100-1(d), if there has been no expenditure activity for the past two fiscal years, a special fund or project can be closed and repealed. The Controller is hereby authorized and directed to reconcile and balance inactive funds, projects and accounts. The Controller is directed to create a clearing account for the purpose of balancing surpluses and deficits in such funds, projects and accounts, and funding administrative costs incurred to perform such reconciliations.

SECTION 12.11 Charter-Mandated Baseline Appropriations.

The Controller is authorized to increase or reduce budgetary appropriations as required by the Charter for baseline allocations to align allocations to the amounts required by formula based on actual revenues received during the fiscal year. Departments must obtain Board of Supervisors' approval prior to any expenditure supported by increasing baseline allocations as required under the Charter and the Municipal Code.

SECTION 12.12 Parking Tax Allocation.

The Controller is authorized to increase or decrease final budgetary allocation of parking tax in-lieu transfers to reflect actual collections to the Municipal Transportation Agency. The Municipal Transportation Agency must obtain Board of Supervisors' approval prior to any expenditure supported by allocations that accrue to the Agencies that are greater than those already appropriated in the Annual Appropriation Ordinance.

SECTION 12.13 Former Redevelopment Agency Funds.

Pursuant to Board of Supervisors Ordinance 215-12, the Successor Agency to the San Francisco Redevelopment Agency (also known as the Office of Community Investment and Infrastructure, or OCII) is a separate legal entity from the City and its budget is subject to separate approval by resolution of the Board of Supervisors. The Controller is authorized to transfer funds and appropriation authority between and within accounts related to former San Francisco Redevelopment Agency fund balances to serve the accounting requirements of the OCII, the Port, the Mayor's Office of Housing and the City Administrator's office and to comply with State requirements and applicable bond covenants.

The Purchaser is authorized to allow the OCII and Departments to follow applicable contracting and purchasing procedures of the former SFRA and waive inconsistent provisions of the San Francisco Administrative Code when managing contracts and purchasing transactions related to programs formerly administered by the SFRA.

If during the course of the budget period, the OCII requests Departments to provide additional services beyond budgeted amounts and the Controller determines that the Successor Agency has sufficient additional funds available to reimburse Departments for

such additional services, the Departmental expenditure authority to provide such services is hereby appropriated. If the Controller certifies that a department budget includes appropriations for contracting with OCII to provide professional services to support ongoing departmental activities and OCII personnel are no longer available for those services, any excess appropriation authority for OCII services may be used to increase the department's salary and employee benefits budget.

When 100% of property tax increment revenues for a redevelopment project area are pledged based on an agreement that constitutes an enforceable obligation, the Controller, in consultation with the City Administrator's Office and Mayor's Office of Housing, may increase or decrease appropriations to match actual revenues realized for the project area.

The Mayor's Office of Housing is authorized to act as the fiscal agent for the Public Initiatives Development Corporation (PIDC) and receive and disburse PIDC funds as authorized by the PIDC bylaws and the PIDC Board of Directors.

SECTION 13. Treasure Island Development Authority.

The budget for the Treasure Island Development Authority is subject to separate approval by resolution of the Board of Supervisors. Work performed by City departments for the Treasure Island Development Authority may also be reflected in the City's budget. Administrative support to the Treasure Island Development Authority shall be performed by the General Services Agency. The General Services Agency shall include required positions and operating costs in its annual budget, funded by the Treasure Island Development Authority.

SECTION 14. Departments.

The term department as used in this ordinance shall mean department, bureau, office, utility, agency, board or commission, as the case may be. The term department head as used herein shall be the chief executive duly appointed and acting as provided in the Charter. When one or more departments are reorganized or consolidated, the former entities may be displayed as separate units, if, in the opinion of the Controller, this will facilitate accounting or reporting.

(a) The Public Utilities Commission shall be considered one entity for budget purposes and for disbursement of funds within each of the enterprises. The entity shall retain its enterprises, including Water, Hetch Hetchy, Wastewater, and the Public Utilities Commission, as separate utility fund enterprises under the jurisdiction of the Public Utilities Commission and with the authority provided by the Charter. This section shall not be construed as a merger or completion of the Hetch Hetchy Project, which shall not be deemed completed until a specific finding of completion has been made by the Public Utilities Commission. The consolidated agency will be recognized for purposes of determining employee seniority, position transfers, budgetary authority and transfers or reappropriation of funds.

(b) There shall be a General Services Agency, headed by the City Administrator, including the Department of Public Works, the Department of Telecommunication and Information Services, and the Department of Administrative Services

The City Administrator shall be considered one entity for budget purposes and for disbursement of funds. This budgetary structure does not affect the separate legal status of the departments placed within the entity: Administrative Services, Medical Examiner, Convention and Facilities Management, and Animal Care and Control. Each of these departments shall retain the duties and responsibilities of departments as provided in the Charter and the Administrative Code, including but not limited to appointing and contracting authority.

(c) There shall be a Human Services Agency, which shall be considered one entity for budget purposes and for disbursement of funds. Within the Human Services Agency shall be two departments: (1) the Department of Human Services, under the Human Services Commission, and (2) the Department of Aging and Adult Services ("DAAS"), under the Mayor, includes Adult Protective Services, the Public Administrator/Public Guardian, the Mental Health Conservator, the Office on Aging, the County Veterans' Service Officer, and the In-Home Supportive Services Program. This budgetary structure does not affect the legal status or structure of the two departments, unless reorganized under Charter Section 4.132. The Director of Human Resources and the Controller are authorized to transfer employees, positions, and funding in order to effectuate the transfer of the program from one department to the other. The consolidated agency will be recognized for purposes of determining employee seniority, position transfers, budgetary authority and transfers or reappropriation of funds.

The departments within the Human Services Agency shall coordinate with each other and with the Commission on Aging to improve delivery of services, increase administrative efficiencies and eliminate duplication of efforts. To this end, they may share staff and facilities. The Commission on Aging shall remain the Area Agency on Aging. This coordination is not intended to diminish the authority of the Commission on Aging over matters under the jurisdiction of the Commission.

The Director of the Commission on Aging also may serve as the department head for DAAS, and/or as a deputy director for the Department of Human Services, but shall receive no additional compensation by virtue of an additional appointment. If an additional appointment is made, it shall not diminish the authority of the Commission on Aging over matters under the jurisdiction of the Commission.

SECTION 15. Travel Reimbursement and Cell Phone Stipends.

The Controller shall establish rules for the payment of all amounts payable for travel for officers and employees, and for the presentation of such vouchers as he shall deem proper in connection with expenditures made pursuant to said Section. No allowance shall be made for traveling expenses provided for in this ordinance unless funds have been appropriated or set aside for such expenses in accordance with the provisions of the Charter.

The Controller may advance the sums necessary for traveling expenses, but proper account and return must be made of said sums so advanced by the person receiving the same within ten days after said person returns to duty in the City and County of San Francisco, and failure on the part of the person involved to make such accounting shall be sufficient cause for the Controller to withhold from such persons pay check or checks in a sum equivalent to the amount to be accounted.

In consultation with the Director of Human Resources, the Controller shall establish rules and parameters for the payment of monthly stipends to officers and employees who use their own cell phones to maintain continuous communication with their workplace, and who participate in a Citywide program that reduces costs of City-owned cell phones.

SECTION 16. Contributed Revenue Reserve and Audit and Adjustment Reserve.

The Controller is hereby authorized to establish a Contributed Revenue and Adjustment Reserve to accumulate receipts in excess of those estimated revenues or unexpended appropriations stated herein. Said reserve is established for the purpose of funding the budget of the subsequent year, and the receipts in this reserve are hereby appropriated for said purpose. The Controller is authorized to maintain an Audit and Adjustment Reserve to offset audit adjustments, and to balance expenditure accounts to conform to year-end balancing and year-end close requirements.

SECTION 17. Airport Service Payment.

The moneys received from the Airport's revenue fund as the Annual Service Payment provided in the Airline-Airport Lease and Use Agreement are in satisfaction of all obligations of the Airport Commission for indirect services provided by the City and County of San Francisco to the Commission and San Francisco International Airport and constitute the total transfer to the City's General Fund.

The Controller is hereby authorized and directed to transfer to the City's General Fund from the Airport revenue fund with the approval of the Airport Commission funds that constitute the annual service payment provided in the Airline - Airport Lease and Use Agreement in addition to the amount stated in the Annual Appropriation Ordinance.

On the last business day of the fiscal year, unless otherwise directed by the Airports Commission, the Controller is hereby authorized and directed to transfer all moneys remaining in the Airport's Contingency Account to the Airport's Revenue Fund. The Controller is further authorized and directed to return such amounts as were transferred from the Contingency Account, back to the Contingency Account from the Revenue Fund Unappropriated Surplus on the first business day of the succeeding fiscal year, unless otherwise directed by the Airports Commission.

SECTION 18. Pooled Cash, Investments.

The Treasurer and Controller are hereby authorized to transfer available fund balances within pooled cash accounts to meet the cash management of the City, provided that special and non-subsidized enterprise funds shall be credited interest earnings on any funds temporarily borrowed there from at the rate of interest earned on the City Pooled

Cash Fund. No such cash transfers shall be allowed where the investment of said funds in investments such as the pooled funds of the City and County is restricted by law.

SECTION 19. Matching Funds for Federal or State Programs.

Funds contributed to meet operating deficits and/or to provide matching funds for federal or State aid (e.g. Medicaid under SB 855 or similar legislation for San Francisco General Hospital) are specifically deemed to be made exclusively from local property and business tax sources.

SECTION 20. Advance Funding of Bond Projects – City Departments.

Whenever the City and County has authorized appropriations for the advance funding of projects which may at a future time be funded from the proceeds of general obligation, revenue, or lease revenue bond issues or other legal obligations of the City and County, the Controller shall recover from bond proceeds or other available sources, when they become available, the amount of any interest earnings foregone by the General Fund as a result of such cash advance to disbursements made pursuant to said appropriations. The Controller shall use the monthly rate of return earned by the Treasurer on City Pooled Cash Fund during the period or periods covered by the advance as the basis for computing the amount of interest foregone which is to be credited to the General Fund.

SECTION 21. Advance Funding of Projects – Transportation Authority.

Whenever the San Francisco County Transportation Authority requests advance funding of the costs of administration or the costs of projects specified in the City and County of San Francisco Transportation Expenditure Plan which will be funded from proceeds of the transactions and use tax as set forth in Article 14 of Part III of the Municipal Code of the City and County of San Francisco, the Controller is hereby authorized to make such advance. The Controller shall recover from the proceeds of the transactions and use tax when they become available, the amount of the advance and any interest earnings foregone by the City and County General Fund as a result of such cash advance funding. The Controller shall use the monthly rate of return earned by the Treasurer on General City Pooled Cash funds during the period or periods covered by the advance as the basis for computing the amount of interest foregone which is to be credited to the General Fund.

SECTION 22. Controller to Correct Clerical Errors.

The Controller is hereby authorized and directed to adjust interdepartmental appropriations, make transfers to correct objects of expenditures classifications and to correct clerical or computational errors as may be ascertained by the Controller to exist in the Annual Budget as adopted by the Board of Supervisors. The Controller shall file with the Clerk of the Board a list of such adjustments, transfers and corrections made pursuant to this Section.

The Controller is hereby authorized to make the necessary transfers to correct objects of expenditure classifications, and corrections in classifications made necessary by changes in the proposed method of expenditure.

SECTION 23. Transfer of State Revenues.

The Controller is authorized to transfer revenues among City departments to comply with provisions in the State budget.

SECTION 24. Use of Permit Revenues from the Department of Building Inspection.

Permit revenue funds from the Department of Building Inspection that are transferred to other departments as shown in this budget shall be used only to fund the planning, regulatory, enforcement and building design activities that have a demonstrated nexus with the projects that produce the fee revenues.

At the conclusion of FY 2014-15 the Controller's Office is hereby authorized to classify unappropriated fund balance in the Building Inspection Fund into two unappropriated reserves: A Stabilization Reserve in an amount not to exceed \$41,000,000 and a Retiree Healthcare Reserve in an amount not to exceed \$32,000,000. Use of either reserve shall require appropriation authorized by the Mayor and Board of Supervisors.

SECTION 25. Board of Supervisors Official Advertising Charges.

The Board of Supervisors is authorized to collect funds from enterprise departments to place official advertising. The funds collected are automatically appropriated in the budget of the Board of Supervisors as they are received.

SECTION 26. Work Order Appropriations.

The Board of Supervisors directs the Controller to establish work orders pursuant to Board-approved appropriations, including positions needed to perform work order services, and corresponding recoveries for services that are fully cost covered, including but not limited to services provided by one City department to another City department, as well as services provided by City departments to external agencies, including but not limited to the Office of Community Investment and Infrastructure, the Treasure Island Development Authority, the School District, and the Community College. Revenues for services from external agencies shall be appropriated by the Controller in accordance with the terms and conditions established to perform the service.

It is the policy of the Mayor and the Board of Supervisors to allocate costs associated with the replacement of the City's financial and purchasing system to all City Departments proportional to the departments' costs and financial requirements. In order to minimize new General Fund appropriations to complete the project, the Controller is authorized and directed to work with departments to identify efficiencies and savings in their financial and administrative operations to be applied to offset their share of the costs of this project, and is authorized to apply said savings to the project.

SECTION 27. Fee Reserves and Deferrals.

The Controller is authorized to establish fee reserve allocations for a given program to the extent that the cost of service exceeds the revenue received in a given fiscal year, including establishment of deferred revenue or reserve accounts.

SECTION 28. Close-Out of Reserved Appropriations.

On an annual basis, the Controller shall report the status of all reserves, their remaining balances, and departments' explanations of why funding has not been requested for release. Continuation of reserves will be subject to consideration and action by the Budget and Finance Committee. The Controller shall close out reserved appropriations that are no longer required by the department for the purposes for which they were appropriated.

SECTION 28.1. Reserves Placed on Expenditures by Controller.

Consistent with Charter Section 3.105(d), the Controller is authorized to reserve expenditures in the City's budget equal to uncertain revenues, as deemed appropriate by the Controller. The Controller is authorized to remove, transfer, and update reserves to expenditures in the budget as revenue estimates are updated and received in order to maintain City operations.

SECTION 29. Appropriation Control of Capital Improvement Projects and Equipment.

Unless otherwise exempted in another section of the Administrative Code or Annual Appropriation Ordinance, and in accordance with Administrative Code Section 3.18, departments may transfer funds from one Board-approved capital project to another Board-approved capital project. The Controller shall approve transfers only if they do not materially change the size or scope of the original project. Annually, the Controller shall report to the Board of Supervisors on transfers of funds that exceed 10% of the original appropriation to which the transfer is made.

The Controller is authorized to approve substitutions within equipment items purchased to equip capital facilities providing that the total cost is within the Board-approved capital project appropriation.

The Controller is authorized to transfer approved appropriations between departments to correctly account for capitalization of fixed assets.

SECTION 30. Business Improvement Districts.

Proceeds from all special assessments levied on real property included in the property-based business improvement districts in the City and County of San Francisco are hereby appropriated for fiscal years 2015-16 and 2016-17 in the respective amounts actually received by the City and County in such fiscal year for each such district. Estimated amounts of those appropriations for the business improvement districts identified are summarized in the chart below for information only.

The Controller is authorized to disburse the assessment revenues appropriated by this section to the respective Owners' Associations (as defined in Section 36614.5 of the Streets and Highways Code) for such districts as provided in the management district plans, resolutions establishing the districts, annual budgets and management agreements, as approved by the Board of Supervisors for each such district, for the purposes authorized therein. The Tourism Improvement District and Moscone Expansion Business Improvement District assessments are levied on gross hotel room revenue, not real property, and are collected and distributed by the Tax Collector's Office.

District/Resolution No./Special Assessment No.	FY 2015-16	FY 2016-17
Castro/Upper Market Community Benefit District, 582-05, 63	\$455,658	\$455,658
Central Market Community Benefit District, 631-06, 66	\$1,295,638	\$1,295,638
Civic Center Community Benefit District, 021-11, 31	\$740,271	\$740,271
Fisherman's Wharf Community Benefit District, 540-05, 64	\$635,370	\$635,370
Fisherman's Wharf Portside, 539-05, F-107	\$229,637	\$240,693
Greater Union Square Business Improvement District, 550-10, 57	\$3,264,634	\$3,264,634
Mission Miracle-2500 Block of Mission Street Business Improvement District, 473-10, 65	\$69,433	\$69,433
Moscone Expansion Business Improvement District, 26-13	\$31,901,000	\$33,815,000
Noe Valley Community Benefit District, 583-05, 61	\$251,977	\$251,977
North of Market/Tenderloin Community Benefit District, 584-05, 62	\$998,549	\$998,549
Ocean Avenue, 587-10, 73	\$239,643	\$239,643
Tourism Improvement District, 504-08, 75	\$26,420,000	\$28,005,000
Yerba Buena Community Benefit District, 330-08, 96	\$2,392,673	\$2,392,673
Lower Polk CBD, 314-14, 74	\$787,911	\$787,911
Top of Broadway, 263-13, 76	\$105,539	\$105,539

**STATEMENT OF BOND REDEMPTION
AND INTEREST**

**CITY AND COUNTY OF SAN FRANCISCO
Statement of Bond Redemption and Interest
Fiscal Years 2015-2016 and 2016-2017**

Summary

	FY 2015-2016			FY 2016-2017		
	Principal	Interest	Total	Principal	Interest	Total
GENERAL OBLIGATION BONDS						
CITY AND COUNTY OF SAN FRANCISCO	\$ 127,918,046	\$ 93,538,496	\$ 221,456,542	\$ 117,464,110	\$ 89,960,325	\$ 207,424,435
SAN FRANCISCO COMMUNITY COLLEGE DISTRICT	15,405,000	13,141,813	28,546,813	15,425,000	12,592,063	28,017,063
SAN FRANCISCO UNIFIED SCHOOL DISTRICT	62,165,000	43,765,392	105,930,392	52,885,000	46,891,508	99,776,508
BAY AREA RAPID TRANSIT DISTRICT	1,453,650	9,924,284	11,377,934	8,248,350	9,867,038	18,115,388
SUB-TOTAL GENERAL OBLIGATIONS - FROM AD VALOREM PROPERTY TAXES	\$ 206,941,696	\$ 160,369,985	\$ 367,311,681	\$ 194,022,460	\$ 159,310,934	\$ 353,333,394
OTHER DEBTS - GOVERNMENTAL ACTIVITIES	\$ 63,232,653	\$ 36,887,859	\$ 100,120,512	\$ 58,689,389	\$ 42,173,418	\$ 100,862,807
ADD FISCAL CHARGES	-	2,141,262	2,141,262	-	2,248,699	2,248,699
SUB-TOTAL OTHER DEBTS - GOVERNMENTAL ACTIVITIES	\$ 63,232,653	\$ 39,029,121	\$ 102,261,774	\$ 58,689,389	\$ 44,422,117	\$ 103,111,506
PUBLIC SERVICE ENTERPRISE - REVENUE BONDS, CERTICATES OF PARTICIPATION AND LOANS	\$ 293,139,133	\$ 483,601,213	\$ 776,740,346	\$ 318,031,154	\$ 502,183,015	\$ 820,214,169
TOTAL DEBT PAYMENTS	\$ 563,313,482	\$ 683,000,319	\$ 1,246,313,801	\$ 570,743,003	\$ 705,916,066	\$ 1,276,659,069

**CITY AND COUNTY OF SAN FRANCISCO
Statement of Bond Redemption and Interest
General Obligation
Fiscal Years 2015-2016 and 2016-2017**

	FY 2015-2016			FY 2016-2017		
	Principal	Interest	Total	Principal	Interest	Total
GENERAL CITY						
1992 UMB Program - Seismic Safety, Series 2007A - Drawdown 1-7	\$ 1,243,046	\$ 1,167,708	\$ 2,410,754	\$ 1,304,110	\$ 1,106,643	\$ 2,410,753
1992 UMB Program - Seismic Safety, Series 2014C (Estimate)	830,000	495,694	1,325,694	830,000	498,000	1,328,000
2008 Clean and Safe Neighborhood Parks, Series 2010B	2,280,000	457,875	2,737,875	2,390,000	343,875	2,733,875
2008 Clean and Safe Neighborhood Parks, BAB Series 2010D ⁽¹⁾	-	1,956,703	1,956,703	-	1,956,703	1,956,703
2008 Clean and Safe Neighborhood Parks, Series 2012B	2,445,000	1,908,026	4,353,026	2,540,000	1,810,225	4,350,225
2008 Clean and Safe Neighborhood Parks, Series 2015C (Estimate)	1,260,000	2,366,667	3,626,667	1,445,000	2,924,400	4,369,400
2012 Clean and Safe Neighborhood Parks, Series 2013A	1,640,000	2,125,000	3,765,000	1,725,000	2,043,000	3,768,000
2008 San Francisco General Hospital Improvement Series 2009A	4,820,000	996,613	5,816,613	5,010,000	803,813	5,813,813
2008 San Francisco General Hospital Improvement, Series 2010A	11,110,000	2,233,463	13,343,463	11,665,000	1,677,963	13,342,963
2008 San Francisco General Hospital Improvement, BAB Series 2010C ⁽¹⁾	-	9,540,977	9,540,977	-	9,540,977	9,540,977
2008 San Francisco General Hospital Improvement, Series 2012D	6,955,000	8,098,500	15,053,500	7,305,000	7,750,750	15,055,750
2008 San Francisco General Hospital Improvement, Series 2014A ⁽²⁾	6,645,000	8,061,862	14,706,862	6,980,000	7,729,612	14,709,612
2010 Earthquake Safety & Emergency Response Series 2010E	2,140,000	2,320,000	4,460,000	2,250,000	2,213,000	4,463,000
2010 Earthquake Safety & Emergency Response Series 2012A	5,730,000	5,756,000	11,486,000	6,020,000	5,469,500	11,489,500
2010 Earthquake Safety & Emergency Response Series 2012E	1,335,000	1,555,450	2,890,450	1,405,000	1,488,700	2,893,700
2010 Earthquake Safety & Emergency Response Series 2013B	705,000	916,200	1,621,200	745,000	880,950	1,625,950
2010 Earthquake Safety & Emergency Response Series 2014C ⁽²⁾	4,410,000	2,197,213	6,607,213	3,245,000	2,020,813	5,265,813
2014 Earthquake Safety & Emergency Response Series 2014D ⁽²⁾	8,095,000	4,025,113	12,120,113	5,950,000	3,701,313	9,651,313
2011 Road Repaving and Street Safety, S2012C	2,500,000	1,953,150	4,453,150	2,600,000	1,853,150	4,453,150
2011 Road Repaving and Street Safety, S2013C	2,955,000	3,824,450	6,779,450	3,105,000	3,676,700	6,781,700
2011 Road Repaving and Street Safety, S2015D (Estimate)	625,000	1,324,350	1,949,350	1,290,000	2,611,200	3,901,200
2008 General Obligation Bond Refunding, Series 2008 R1	13,845,000	880,600	14,725,600	1,495,000	326,800	1,821,800
2008 General Obligation Bond Refunding, Series 2008 R2	5,170,000	785,988	5,955,988	5,425,000	527,488	5,952,488
2011 General Obligation Bond Refunding, Series 2011 R1 ⁽³⁾	23,550,000	12,319,400	35,869,400	24,700,000	11,141,900	35,841,900
2015 General Obligation Bond Refunding, Series 2015 R1 ⁽³⁾	15,600,000	13,686,000	29,286,000	16,070,000	13,218,000	29,288,000
2015 Transportation & Road Improvements Series 2015B (Estimate)	2,030,000	2,585,494	4,615,494	1,970,000	2,644,850	4,614,850
TOTAL BEFORE ADJUSTMENT FOR NET BID PREMIUM, FEDERAL SUBSIDY, TOBACCO SETTLEMENT REVENUE AND SB 1128 SINKING FUND	\$ 127,918,046	\$ 93,538,496	\$ 221,456,542	\$ 117,464,110	\$ 89,960,325	\$ 207,424,435
NET BID PREMIUM, FEDERAL SUBSIDY, TOBACCO SETTLEMENT REVENUE, SB 1128 REIMBURSEMENT AND ESCROW PAYMENT						
2008 San Francisco General Hospital Improvement, BAB Series 2010C ⁽¹⁾	\$ -	\$ (3,339,342)	\$ (3,339,342)	\$ -	\$ (3,339,342)	\$ (3,339,342)
2008 Clean and Safe Neighborhood Parks, BAB Series 2010D ⁽¹⁾	-	(684,846)	(684,846)	-	(684,846)	(684,846)
2008 San Francisco General Hospital Improvement, Series 2014A ⁽²⁾	-	(4,452,160)	(4,452,160)	-	-	-
2010 Earthquake Safety & Emergency Response Series 2014C ⁽²⁾	-	(2,197,213)	(2,197,213)	-	(1,669,589)	(1,669,589)
2014 Earthquake Safety & Emergency Response Series 2014D ⁽²⁾	-	(4,025,112)	(4,025,112)	-	(3,057,489)	(3,057,489)
Tobacco Settlement Revenues and SB 1128 Reimbursement ⁽³⁾	(9,925,000)	(9,318,400)	(19,243,400)	(10,380,000)	(8,822,150)	(19,202,150)
GENERAL CITY, NET OF NET BID PREMIUM, FEDERAL SUBSIDY, TSR AND SB 1128 SINKING FUND	\$ 117,993,046	\$ 69,521,423	\$ 187,514,469	\$ 107,084,110	\$ 72,386,908	\$ 179,471,018

CITY AND COUNTY OF SAN FRANCISCO
Statement of Bond Redemption and Interest
General Obligation
Fiscal Years 2015-2016 and 2016-2017

	FY 2015-2016			FY 2016-2017		
	Principal	Interest	Total	Principal	Interest	Total
OUTSIDE CITY BUDGET						
SAN FRANCISCO COMMUNITY COLLEGE DISTRICT (SFCCD), PROP 39						
2001 Community College District, 2006 Series C	\$ 1,530,000	\$ 61,200	\$ 1,591,200	\$ -	\$ -	\$ -
2005 Community College District, 2006 Series A	2,930,000	146,500	3,076,500	-	-	-
2005 Community College District, 2010 Series C	1,370,000	199,613	1,569,613	1,425,000	144,813	1,569,813
2005 Community College District, 2010 Series D	-	1,497,300	1,497,300	-	1,497,300	1,497,300
2015 Community College District Refunding Bonds	9,575,000	11,237,200	20,812,200	14,000,000	10,949,950	24,949,950
TOTAL SF COMMUNITY COLLEGE DISTRICT	\$ 15,405,000	\$ 13,141,813	\$ 28,546,813	\$ 15,425,000	\$ 12,592,063	\$ 28,017,063
SAN FRANCISCO UNIFIED SCHOOL DISTRICT (SFUSD) PROP 39						
2003 Unified School District, 2006 Series C	\$ 4,355,000	\$ 2,804,894	\$ 7,159,894	\$ 4,570,000	\$ 2,587,144	\$ 7,157,144
2006 Unified School District, 2007 Series A	4,520,000	2,961,300	7,481,300	4,770,000	2,712,700	7,482,700
2006 Unified School District, 2009 Series B	9,035,000	4,735,413	13,770,413	9,450,000	4,303,263	13,753,263
2006 Unified School District, 2010 Series C (QSCBs) ⁽¹⁾	-	742,969	742,969	-	742,969	742,969
2006 Unified School District, 2010 Series D (BABs) ⁽¹⁾	-	4,150,420	4,150,420	-	4,150,420	4,150,420
2006 Unified School District, 2010 Series E	7,325,000	3,390,750	10,715,750	7,660,000	3,051,500	10,711,500
2011 Unified School District, 2012 Series A	4,175,000	4,606,350	8,781,350	4,385,000	4,397,600	8,782,600
2012 General Obligation Refunding Bonds	7,775,000	3,928,700	11,703,700	8,170,000	3,539,950	11,709,950
2011 Unified School District, 2014 Series B	20,750,000	9,137,263	29,887,263	7,310,000	8,099,763	15,409,763
2006 Unified School District, 2015 Series F - \$15M (Estimate)	280,000	485,000	765,000	435,000	883,200	1,318,200
2011 Unified School District, 2015 Series C - \$211M (Estimate)	3,950,000	6,822,333	10,772,333	6,135,000	12,423,000	18,558,000
TOTAL SF UNIFIED SCHOOL DISTRICT BEFORE ADJUSTMENT FOR NET BID PREMIUM & FEDERAL SUBSIDY	\$ 62,165,000	\$ 43,765,392	\$ 105,930,392	\$ 52,885,000	\$ 46,891,508	\$ 99,776,508
NET PREMIUM, FEDERAL SUBSIDY						
2011 Unified School District, 2014 Series B ⁽²⁾	\$ -	\$ (1,808,592)	\$ (1,808,592)	\$ -	\$ -	\$ -
2006 Unified School District, 2010 Series C (QSCBs) ⁽¹⁾	-	(702,161)	(702,161)	-	(702,161)	(702,161)
2006 Unified School District, 2010 Series D (BABs) ⁽¹⁾	-	(1,452,647)	(1,452,647)	-	(1,452,647)	(1,452,647)
SF UNIFIED SCHOOL DISTRICT, NET OF NET BID PREMIUM & FEDERAL SUBSIDY	\$ 62,165,000	\$ 39,801,992	\$ 101,966,992	\$ 52,885,000	\$ 44,736,700	\$ 97,621,700
BAY AREA RAPID TRANSIT DISTRICT (BART)						
2004 BART Earthquake Safety Bonds 2005 Series A	\$ 359,700	\$ 547,379	\$ 907,079	\$ 372,900	\$ 533,891	\$ 906,791
2004 BART Earthquake Safety Bonds 2007 Series B	1,093,950	5,937,084	7,031,034	1,336,500	5,893,326	7,229,826
2004 BART Earthquake Safety Bonds 2013 Series C	-	3,439,821	3,439,821	6,538,950	3,439,821	9,978,771
TOTAL BART	\$ 1,453,650	\$ 9,924,284	\$ 11,377,934	\$ 8,248,350	\$ 9,867,038	\$ 18,115,388
SUB-TOTAL SFCCD, SFUSD AND BART	\$ 79,023,650	\$ 66,831,489	\$ 145,855,139	\$ 76,558,350	\$ 69,350,609	\$ 145,908,959
TOTAL GENERAL OBLIGATION - GENERAL CITY, SFCCD, SFUSD AND BART ⁽⁴⁾	\$ 206,941,696	\$ 160,369,985	\$ 367,311,681	\$ 194,022,460	\$ 159,310,934	\$ 353,333,394

(1) Interest payment will be offset in part by available federal subsidies of interest.

(2) Interest payment will offset in part by available net bid premium on bond issuance.

(3) Debt service will be offset by available tobacco settlement revenues and SB 1128 sinking fund. The offset assumes that SB 1128 reimbursement will be available to cover GOBs debt service with respect to Laguna Honda Hospital Series 2008-R3 and Laguna Honda Hospital Series 2005A & 2005I. Series 2005A & 2005I were refunded by GOB Refunding S 2011-R1 and Series 2008-R3 by GOB Refunding S2014-R1.

(4) For AAO purpose, the totals are gross of net bid premium, federal subsidies, tobacco settlement revenue and SB 1128 reimbursements.

CITY AND COUNTY OF SAN FRANCISCO
Statement of Bond Redemption and Interest
Other Debt Service
Fiscal Years 2015-2016 and 2016-2017

	FY 2015-2016					FY 2016-2017				
	Principal	Interest	Total Debt Service	Other Fiscal Charges	Total ⁽⁵⁾	Principal	Interest	Total Debt Service	Other Fiscal Charges	Total ⁽⁵⁾
CERTIFICATES OF PARTICIPATION										
30 Van Ness Avenue Property, Series 2001A	\$ 1,050,000	\$ 1,278,129	\$ 2,328,129	\$ 31,729	\$ 2,359,858	\$ 1,100,000	\$ 1,230,960	\$ 2,330,960	\$ 31,729	\$ 2,362,689
City Office Buildings Multiple - Property, Series 2007A & B	2,900,000	5,999,813	8,899,813	91,819	8,991,632	3,000,000	5,874,063	8,874,063	91,819	8,965,882
Multiple Capital Improvement Projects Series 2009B	1,020,000	1,606,075	2,626,075	133,361	2,759,436	1,060,000	1,565,275	2,625,275	133,361	2,758,636
Refunding Certificate of Participation Series 2010A	6,165,000	5,322,025	11,487,025	124,945	11,611,970	4,955,000	5,044,025	9,999,025	124,492	10,123,517
Moscone Center South Refunding Project, Series 2011A	1,415,000	965,650	2,380,650	212,248	2,592,898	1,565,000	906,050	2,471,050	212,248	2,683,298
Moscone Center North Refunding Project, Series 2011B	11,955,000	2,008,850	13,963,850	212,248	14,176,098	12,500,000	1,457,250	13,957,250	212,248	14,169,498
Multiple Capital Improvement Projects, Series 2012A	1,280,000	1,551,575	2,831,575	3,000	2,834,575	1,320,000	1,513,175	2,833,175	3,000	2,836,175
Moscone Center Improvement Project Series 2013A	7,015,000	931,375	7,946,375	55,838	8,002,213	7,370,000	571,750	7,941,750	38,300	7,980,050
Refunding Certificate of Participation Series 2014-R1 (SF Courthouse Proj)	1,750,000	594,750	2,344,750	35,606	2,380,356	1,835,000	507,250	2,342,250	35,606	2,377,856
Refunding Certificate of Participation Series 2014-R2 (Juvenile Hall Proj)	1,155,000	1,242,163	2,397,163	43,883	2,441,046	1,210,000	1,184,413	2,394,413	43,883	2,438,296
Proposed COP, HOPE SF (Estimate)	-	-	-	-	-	575,000	1,404,400	1,979,400	36,110	2,015,510
Proposed COP, War Memorial Veterans Building Improvement (Estimate)	3,570,000	4,481,050	8,051,050	500	8,051,550	2,550,000	8,884,113	11,434,113	162,970	11,597,083
Proposed COP, Moscone Expansion Project (Estimate)	-	-	-	-	-	-	-	-	483,695	483,695
Less MED Assessments-Proposed COP Moscone Expansion Project	-	-	-	-	-	-	-	-	(483,695)	(483,695)
Proposed COP Housing Trust Fund (Estimate)	440,000	1,675,781	2,115,781	-	2,115,781	950,000	3,475,306	4,425,306	-	4,425,306
TOTAL CERTIFICATES OF PARTICIPATION	\$ 39,715,000	\$ 27,657,236	\$ 67,372,236	\$ 945,177	\$ 68,317,413	\$ 39,990,000	\$ 33,618,030	\$ 73,608,030	\$ 1,125,766	\$ 74,733,796
LOANS										
Fillmore Renaissance Center	\$ 270,000	\$ 211,835	\$ 481,835	\$ -	\$ 481,835	\$ 286,000	\$ 197,657	\$ 483,657	\$ -	\$ 483,657
Facade Improvement Revolving Loan Fund Program	-	10,000	10,000	-	10,000	-	10,000	10,000	-	10,000
Hunter's Point Clubhouse Project	118,000	55,223	173,223	-	173,223	124,000	49,890	173,890	-	173,890
San Francisco Marina-West Harbor Loan, (Estimate)	508,894	949,126	1,458,020	-	1,458,020	392,842	1,065,178	1,458,020	-	1,458,020
TOTAL LOANS	\$ 896,894	\$ 1,226,184	\$ 2,123,078	\$ -	\$ 2,123,078	\$ 802,842	\$ 1,322,725	\$ 2,125,567	\$ -	\$ 2,125,567
SAN FRANCISCO FINANCE CORP LEASE REVENUE BONDS										
EQUIPMENT PURCHASE										
LRB Series 2010A	\$ 370,000	\$ 8,325	\$ 378,325	\$ 38,825	\$ 417,150	\$ -	\$ -	\$ -	\$ -	\$ -
LRB Series 2011A	2,315,000	179,250	2,494,250	60,718	2,554,968	1,955,000	73,625	2,028,625	60,744	2,089,369
LRB Series 2012A	1,890,000	57,150	1,947,150	60,718	2,007,868	510,000	17,400	527,400	60,718	588,118
LRB Series 2013A	3,150,000	237,875	3,387,875	60,718	3,448,593	2,030,000	118,700	2,148,700	60,718	2,209,418
TOTAL EQUIPMENT PURCHASE LRB	\$ 7,725,000	\$ 482,600	\$ 8,207,600	\$ 220,979	\$ 8,428,579	\$ 4,495,000	\$ 209,725	\$ 4,704,725	\$ 182,180	\$ 4,886,905
EMERGENCY COMMUNICATION SYSTEM										
LRB Refinancing Series 2010-R1	\$ 1,865,000	\$ 473,306	\$ 2,338,306	\$ 34,041	\$ 2,372,347	\$ 1,975,000	\$ 426,681	\$ 2,401,681	\$ 34,041	\$ 2,435,722
OPEN SPACE FUND (VARIOUS PARK PROJECTS)										
LRB Series 2006	\$ 1,210,000	\$ 787,894	\$ 1,997,894	\$ 89,140	\$ 2,087,034	\$ 1,260,000	\$ 737,981	\$ 1,997,981	\$ 89,140	\$ 2,087,121
LRB Series 2007	1,730,000	1,314,513	3,044,513	97,733	3,142,246	1,800,000	1,245,313	3,045,313	97,733	3,143,046
TOTAL OPEN SPACE FUND LRB	\$ 2,940,000	\$ 2,102,407	\$ 5,042,407	\$ 186,873	\$ 5,229,280	\$ 3,060,000	\$ 1,983,294	\$ 5,043,294	\$ 186,873	\$ 5,230,167

CITY AND COUNTY OF SAN FRANCISCO
Statement of Bond Redemption and Interest
Other Debt Service
Fiscal Years 2015-2016 and 2016-2017

	FY 2015-2016					FY 2016-2017				
	Principal	Interest	Total Debt Service	Other Fiscal Charges	Total ⁽⁵⁾	Principal	Interest	Total Debt Service	Other Fiscal Charges	Total ⁽⁵⁾
MOSCONE CENTER EXPANSION PROJECT										
LR Refunding Bonds Series 2008 -1, 2 Prepayment fee	\$ 3,000,000	\$ -	\$ 3,000,000	\$ -	\$ 3,000,000	\$ 3,000,000	\$ -	\$ 3,000,000	\$ -	\$ 3,000,000
LR Refunding Bonds Series 2008 -1, 2	5,400,000	3,296,150	8,696,150	699,958	9,396,108	3,600,000	3,037,775	6,637,775	665,605	7,303,380
TOTAL MOSCONE CENTER EXPANSION LRB	\$ 8,400,000	\$ 3,296,150	\$ 11,696,150	\$ 699,958	\$ 12,396,108	\$ 6,600,000	\$ 3,037,775	\$ 9,637,775	\$ 665,605	\$ 10,303,380
LIBRARY PRESERVATION FUND										
LRB Series 2009A	\$ 975,000	\$ 1,495,735	\$ 2,470,735	\$ 54,234	\$ 2,524,969	\$ 1,015,000	\$ 1,456,735	\$ 2,471,735	\$ 54,234	\$ 2,525,969
CAPITAL LEASE										
Moscone Convention Center through SFRDA LRB Series 1994 (Land Lease	\$ 715,759	\$ 154,241	\$ 870,000	\$ -	\$ 870,000	\$ 751,547	\$ 118,453	\$ 870,000	\$ -	\$ 870,000
TOTAL OTHER DEBT SERVICE	\$ 63,232,653	\$ 36,887,859	\$ 100,120,512	\$ 2,141,262	\$ 102,261,774	\$ 58,689,389	\$ 42,173,418	\$ 100,862,807	\$ 2,248,699	\$ 103,111,506

(5) A portion or all debt service payment is payable from non-general fund revenue.

CITY AND COUNTY OF SAN FRANCISCO
Statement of Bond Redemption and Interest
Public Service Enterprise Revenue Bonds, Certificates of Participation and Loans
Fiscal Years 2015-2016 and 2016-2017

	FY 2015-2016			FY 2016-2017		
	Principal	Interest	Total	Principal	Interest	Total
HETCH HETCHY WATER & POWER ENTERPRISE						
2008 Clean Renewable Energy Bonds	\$ 421,667	\$ -	\$ 421,667	\$ 421,667	\$ -	\$ 421,667
2011 Qualified Energy Conservation Bonds	510,729	318,384	829,113	510,729	318,384	829,113
2012 New Clean Renewable Energy Bonds	399,468	264,234	663,702	399,468	264,234	663,702
2015 CEC Loan (Estimate)	161,300	90,000	251,300	161,300	90,000	251,300
COP 525 Golden Gate Office Space, Series 2009 C	299,388	136,183	435,571	299,388	136,183	435,571
COP 525 Golden Gate Office Space, Series 2009 D	-	812,476	812,476	-	812,476	812,476
TOTAL HETCH HETCHY WATER & POWER ENTERPRISE	\$ 1,792,552	\$ 1,621,277	\$ 3,413,829	\$ 1,792,552	\$ 1,621,277	\$ 3,413,829
LAGUNA HONDA HOSPITAL ⁽⁶⁾						
COP Multiple Capital Improvement Projects Series 2009A	\$ 5,875,000	\$ 6,874,974	\$ 12,749,974	\$ 6,140,000	\$ 6,611,174	\$ 12,751,174
Other Fiscal Charges	-	264,182	264,182	-	264,182	264,182
Total Before Reimbursement offset	\$ 5,875,000	\$ 7,139,156	\$ 13,014,156	\$ 6,140,000	\$ 6,875,356	\$ 13,015,356
SB 1128 Reimbursement offset	(4,862,069)	(5,689,634)	(10,551,703)	(5,081,379)	(5,471,316)	(10,552,695)
TOTAL LAGUNA HONDA HOSPITAL	\$ 1,012,931	\$ 1,449,522	\$ 2,462,453	\$ 1,058,621	\$ 1,404,040	\$ 2,462,661
SAN FRANCISCO MUNICIPAL TRANSPORTATION AGENCY						
SFMTA 2012 Series A Revenue Bonds	\$ 3,555,000	\$ 1,313,450	\$ 4,868,450	\$ 3,715,000	\$ 1,133,033	\$ 4,848,033
SFMTA 2012 Series B Revenue Bonds	-	1,235,081	1,235,081	-	1,235,081	1,235,081
SFMTA 2013 Series Revenue Bond	2,605,000	3,337,517	5,942,517	2,710,000	3,222,883	5,932,883
SFMTA 2014 Series Revenue Bond	1,180,000	3,314,513	4,494,513	1,215,000	3,273,829	4,488,829
SFMTA 2017 Series Revenue Bond (Estimate)	-	-	-	3,252,000	3,867,460	7,119,460
SFMTA Commercial Paper Fees & Interest	-	1,150,000	1,150,000	-	1,150,000	1,150,000
Other Fiscal Charges	10,000	-	10,000	10,000	-	10,000
TOTAL MUNICIPAL TRANSPORTATION AGENCY	\$ 7,350,000	\$ 10,350,560	\$ 17,700,560	\$ 10,902,000	\$ 13,882,287	\$ 24,784,287
PORT OF SAN FRANCISCO						
Hyde Street Harbor Loan	\$ 125,145	\$ 106,615	\$ 231,760	\$ 130,776	\$ 100,984	\$ 231,760
SFPUC Loan	107,546	4,307	111,853	64,493	754	65,247
Revenue Bonds, Series 2010A/B	795,000	2,050,988	2,845,988	835,000	2,007,430	2,842,430
Revenue Bonds, Series 2014A/B	430,000	900,326	1,330,326	430,000	896,241	1,326,241
COP Port Facilities Project Series 2013 B & C	1,020,000	1,712,037	2,732,037	1,060,000	1,671,238	2,731,238
CalBoating Loan - \$400K	9,297	15,184	24,481	9,715	14,766	24,481
CalBoating Loan - \$3.1M	84,183	127,978	212,161	87,971	124,190	212,161
CalBoating Loan - \$4.5M	124,108	175,205	299,313	129,693	169,620	299,313
Other Fiscal Charges	42,855	-	42,855	42,855	-	42,855
TOTAL PORT OF SAN FRANCISCO	\$ 2,738,134	\$ 5,092,640	\$ 7,830,774	\$ 2,790,503	\$ 4,985,223	\$ 7,775,726
SAN FRANCISCO GENERAL HOSPITAL						
Capital Leas , Emergency Back-up Generators	\$ 1,334,014	\$ 1,003,817	\$ 2,337,831	\$ 1,409,079	\$ 928,752	\$ 2,337,831
Capital Lease - Furniture, Fixtures and Equipment	-	-	-	6,435,175	127,987	6,563,162

CITY AND COUNTY OF SAN FRANCISCO
Statement of Bond Redemption and Interest
Public Service Enterprise Revenue Bonds, Certificates of Participation and Loans
Fiscal Years 2015-2016 and 2016-2017

	FY 2015-2016			FY 2016-2017		
	Principal	Interest	Total	Principal	Interest	Total
Other Fiscal Charges	-	53,745	53,745	-	49,518	49,518
TOTAL SAN FRANCISCO GENERAL HOSPITAL	\$ 1,334,014	\$ 1,057,562	\$ 2,391,576	\$ 7,844,254	\$ 1,106,257	\$ 8,950,511
SAN FRANCISCO INTERNATIONAL AIRPORT						
2003 Airport 2nd Series Revenue Refunding Bonds Issue 29	\$ -	\$ 134,500	\$ 134,500	\$ -	\$ 134,500	\$ 134,500
2004 Airport 2nd Series Revenue Refunding Bonds Issue 31F	17,635,000	1,108,904	18,743,904	5,320,833	261,253	5,582,086
2007 Airport 2nd Series Revenue Refunding Issue 32F/G/H	25,483,333	18,953,817	44,437,150	31,028,333	17,725,181	48,753,515
2008 Airport 2nd Series Revenue Refunding Issue 34C/D/E/F	18,058,333	16,531,858	34,590,192	27,222,500	15,628,942	42,851,442
2008 Airport 2nd Series Variable Rate Revenue Refunding Bond Issue 36	2,026,667	6,233,539	8,260,206	13,247,500	6,174,363	19,421,863
2008 Airport 2nd Series Variable Rate Revenue Refunding Bond Issue 37	645,000	3,140,085	3,785,085	1,732,500	3,109,615	4,842,115
2009 Airport 2nd Series Revenue Refunding Bonds Series 2009A/B	-	8,575,000	8,575,000	1,088,333	8,575,000	9,663,333
2009 Airport 2nd Series Revenue Refunding Bonds Series 2009C	26,140,833	3,663,150	29,803,983	10,441,667	2,370,642	12,812,308
2009 Airport 2nd Series Revenue Refunding Bonds Series 2009D	611,667	2,825,333	3,437,000	1,631,667	2,811,750	4,443,417
2009 Airport 2nd Series Revenue Bonds Series 2009E	-	27,062,138	27,062,138	-	27,062,138	27,062,138
2010 Airport 2nd Series Variable Rate Revenue Refunding Bonds Series 2010A	1,222,500	7,519,309	8,741,809	3,258,333	7,455,732	10,714,065
2010 Airport 2nd Series Revenue Refunding Bonds Series 2010C	36,830,833	13,827,567	50,658,400	39,113,333	12,098,292	51,211,625
2010 Airport 2nd Series Revenue Refunding Bonds Series 2010D	9,573,333	3,613,819	13,187,152	10,165,833	3,143,102	13,308,935
2010 Airport 2nd Series Revenue Bonds Series 2010F/G	-	6,423,000	6,423,000	-	6,423,000	6,423,000
2011 Airport 2nd Series Revenue Refunding Bonds Series 2011A/B	16,576,667	4,141,154	20,717,821	19,056,667	3,312,321	22,368,988
2011 Airport 2nd Series Revenue Refunding Bonds Series 2011C/D/E	16,051,667	15,583,132	31,634,799	6,989,167	15,092,734	22,081,900
2011 Airport 2nd Series Revenue Refunding Bonds Series 2011F/G/H	14,447,500	14,836,978	29,284,478	21,610,833	14,485,955	36,096,788
2012 Airport 2nd Series Revenue Refunding Bonds Series 2012A/B	-	15,756,500	15,756,500	133,333	15,756,500	15,889,833
2013 Airport 2nd Series Revenue Refunding Bonds Series 2013A/B/C	521,667	23,723,100	24,244,767	3,595,000	23,712,042	27,307,042
2014 Airport 2nd Series Revenue Refunding Bonds Series 2014A/B	-	14,308,385	14,308,385	-	23,044,042	23,044,042
2016 Airport 2nd Series Revenue Refunding Bonds Series 2016 (TBD)	-	2,088,780	2,088,780	-	16,827,224	16,827,224
Swap Payments	2,372,200	-	2,372,200	2,359,236	-	2,359,236
Commercial Paper Interest	4,500,000	-	4,500,000	5,250,000	-	5,250,000
Letter of Credit Fees	4,943,200	-	4,943,200	9,121,671	-	9,121,671
Remarketing Fees	392,157	-	392,157	397,539	-	397,539
TOTAL SAN FRANCISCO INTERNATIONAL AIRPORT	\$ 198,032,557	\$ 210,050,046	\$ 408,082,603	\$ 212,764,279	\$ 225,204,326	\$ 437,968,605
WASTEWATER ENTERPRISE						
2010 Wastewater Revenue Bonds, Series A	\$ -	\$ 2,276,200	\$ 2,276,200	\$ -	\$ 2,276,200	\$ 2,276,200
2010 Wastewater Revenue Bonds, Series B BABs	-	10,685,426	10,685,426	-	10,685,426	10,685,426
2013 Wastewater Revenue Bonds, Series A	31,115,000	4,993,500	36,108,500	31,115,000	4,993,500	36,108,500
2013 Wastewater Revenue Bonds, Series A	-	14,428,000	14,428,000	-	14,428,000	14,428,000
COP 525 Golden Gate Office Space, Series 2009 C	581,485	264,500	845,985	581,485	264,500	845,985
COP 525 Golden Gate Office Space, Series 2009 D	-	1,578,028	1,578,028	-	1,578,028	1,578,028
TOTAL WASTEWATER ENTERPRISE	\$ 31,696,485	\$ 34,225,654	\$ 65,922,139	\$ 31,696,485	\$ 34,225,654	\$ 65,922,139

CITY AND COUNTY OF SAN FRANCISCO
Statement of Bond Redemption and Interest
Public Service Enterprise Revenue Bonds, Certificates of Participation and Loans
Fiscal Years 2015-2016 and 2016-2017

	FY 2015-2016			FY 2016-2017		
	Principal	Interest	Total	Principal	Interest	Total
WATER ENTERPRISE						
2006 Water Revenue Bonds, Series A	\$ 9,341,667	\$ 20,271,737	\$ 29,613,404	\$ 9,341,667	\$ 20,271,737	\$ 29,613,404
2006 Water Revenue Bonds, Series B	7,075,000	3,417,313	10,492,313	7,075,000	3,417,313	10,492,313
2006 Water Revenue Bonds, Series C	3,145,000	1,150,673	4,295,673	3,145,000	1,150,673	4,295,673
2009 Water Revenue Bonds, Series A	3,113,334	18,336,654	21,449,988	3,113,334	18,336,654	21,449,988
2009 Water Revenue Bonds, Series B	4,693,333	18,054,567	22,747,900	4,693,333	18,054,567	22,747,900
2010 Water Revenue Bonds, Series A	448,333	2,072,763	2,521,096	448,333	2,072,763	2,521,096
2010 Water Revenue Bonds, Series B BABs	7,083,333	23,856,630	30,939,963	7,083,333	23,856,630	30,939,963
2010 Water Revenue Bonds, Series C	1,396,667	69,833	1,466,500	1,396,667	69,833	1,466,500
2010 Water Revenue Bonds, Series D	9,268,333	4,138,167	13,406,500	9,268,333	4,138,167	13,406,500
2010 Water Revenue Bonds, Series E BABs	-	20,060,998	20,060,998	-	20,060,998	20,060,998
2010 Water Revenue Bonds, Series F	-	8,896,775	8,896,775	-	8,896,775	8,896,775
2010 Water Revenue Bonds, Series G BABs	-	24,427,165	24,427,165	-	24,427,165	24,427,165
2011 Water Revenue Bonds, Series A	-	29,583,425	29,583,425	-	29,583,425	29,583,425
2011 Water Revenue Bonds, Series B	-	1,360,050	1,360,050	-	1,360,050	1,360,050
2011 Water Revenue Bonds, Series C	-	1,449,175	1,449,175	-	1,449,175	1,449,175
2011 Water Revenue Bonds, Series D	1,418,333	2,353,967	3,772,300	1,418,333	2,353,967	3,772,300
2012 Water Revenue Bonds, Series A	-	27,415,100	27,415,100	-	27,415,100	27,415,100
2012 Water Revenue Bonds, Series B	-	683,450	683,450	-	683,450	683,450
2012 Water Revenue Bonds, Series C	-	4,403,500	4,403,500	-	4,403,500	4,403,500
2012 Water Revenue Bonds, Series D	-	780,225	780,225	-	780,225	780,225
COP 525 Golden Gate Office Space, Series 2009 C	2,199,127	1,000,317	3,199,444	2,199,127	1,000,317	3,199,444
COP 525 Golden Gate Office Space, Series 2009 D BAB	-	5,967,967	5,967,967	-	5,967,967	5,967,967
Other Fiscal Charges	-	3,500	3,500	-	3,500	3,500
TOTAL WATER ENTERPRISE	\$ 49,182,460	\$ 219,753,951	\$ 268,936,411	\$ 49,182,460	\$ 219,753,951	\$ 268,936,411
TOTAL PUBLIC SERVICE ENTERPRISES	\$ 293,139,133	\$ 483,601,213	\$ 776,740,346	\$ 318,031,154	\$ 502,183,015	\$ 820,214,169

(6) Debt service related to construction cost of Laguna Honda Hospital is offset by SB 1128 sinking fund. The information for FY 2015-2017 assumes that SB 1128 reimbursement will be available to partially cover the Certificates of Participation Multiple Capital Improvement Project (LHH) Series 2009A debt service.

(7) Other Fiscal Charges include insurance, trustees and arbitrage rebate computation fees.

CITY AND COUNTY OF SAN FRANCISCO

PROPOSED SALARY ORDINANCE

AS OF JUNE 1, 2015



File No. _____

Ordinance No. _____

**FISCAL YEAR ENDING JUNE 30, 2016 and
FISCAL YEAR ENDING JUNE 30, 2017**

SALARY ORDINANCE

Fiscal Years 2015-2016 and 2016-2017

Certain pay rates included in this document may not reflect FY 2015-16 or FY 2016-17 year-end rates due to negotiated wage settlements and arbitration awards that have not received final legislative action. If you have a question regarding a rate of pay for a specific classification, please consult the Department of Human Resources Compensation Manual online at www.sfgov.org/dhr or contact the Department of Human Resources' Compensation Program at (415) 557-4990.

TABLE OF CONTENTS

<u>Department</u>	<u>Page</u>
Administrative Provisions	A-1
Explanation of Symbols	A-9
AAM Asian Art Museum	1
ADM General Services Agency - City Administrator	2
ADP Adult Probation	15
AIR Airport Commission	18
ART Arts Commission	30
ASR Assessor / Recorder	33
BOS Board of Supervisors	37
CAT City Attorney	39
CFC Children and Families Commission	42
CHF Children, Youth & Their Families	43
CON Controller	45
CPC City Planning	50
CSC Civil Service Commission	55
CSS Child Support Services	56
DAT District Attorney	57
DBI Building Inspection	61
DPH Public Health	65
DPW General Services Agency - Public Works	116
DSS Human Services Agency	129
ECD Emergency Management	143
ECN Economic & Workforce Development	146
ENV Environment	150
ETH Ethics Commission	156
FAM Fine Arts Museums	157
FIR Fire	158
HRC Human Rights Commission	163
HRD Human Resources	164

<u>Department</u>		<u>Page</u>
HSS	Health Service System	168
JUV	Juvenile Probation	170
LIB	Public Library	174
LLB	Law Library	179
MTA	Municipal Transportation Agency	180
MYR	Mayor	201
PAB	Board of Appeals	205
PDR	Public Defender	206
POL	Police	208
PRT	Port	215
PUC	Public Utilities Commission	221
REC	Recreation and Park	243
REG	Elections	252
RET	Retirement System	253
RNT	Rent Arbitration Board	255
SCI	Academy of Sciences	256
SHF	Sheriff	257
TIS	General Services Agency - Technology	262
TTX	Treasurer / Tax Collector	267
WAR	War Memorial	274
WOM	Status of Women	275
Appendix		APP-1
Notes		N-1

FISCAL YEARS 2015-2016 and 2016-17

AN ORDINANCE ENUMERATING POSITIONS IN THE ANNUAL BUDGET AND APPROPRIATION ORDINANCE FOR THE FISCAL YEAR ENDING JUNE 30, 2016, AND JUNE 30, 2017 CONTINUING, CREATING OR ESTABLISHING THESE POSITIONS; ENUMERATING AND INCLUDING THEREIN ALL POSITIONS CREATED BY CHARTER OR STATE LAW FOR WHICH COMPENSATIONS ARE PAID FROM CITY AND COUNTY FUNDS AND APPROPRIATED IN THE ANNUAL APPROPRIATION ORDINANCE; AUTHORIZING APPOINTMENTS OR CONTINUATION OF APPOINTMENTS THERETO; SPECIFYING AND FIXING THE COMPENSATIONS AND WORK SCHEDULES THEREOF; AND AUTHORIZING APPOINTMENTS TO TEMPORARY POSITIONS AND FIXING COMPENSATIONS THEREFORE.

BE IT ORDAINED BY THE PEOPLE OF THE CITY AND COUNTY OF SAN FRANCISCO.

SECTION 1. ESTABLISHMENT, CREATION AND CONTINUATION OF POSITIONS.

In accordance with the provisions of the Administrative Code, the positions hereinafter enumerated under the respective departments are hereby created, established or continued for the fiscal year ending June 30, 2016. Positions created or authorized by Charter or State law, compensations for which are paid from City and County funds and appropriated in the Annual Appropriation Ordinance, are enumerated and included herein.

The word position or positions as used in the ordinance shall be construed to include office or offices, and the word employee or employees shall be construed to include officer or officers. The terms requisition and "request to fill" are intended to be synonymous and shall be construed to mean a position authorization that is required by the Charter.

Section 1.1. APPOINTMENTS AND VACANCIES - PERMANENT POSITIONS.

Section 1.1A. Appointing officers as specified in the Charter are hereby authorized, subject to the provisions of this ordinance, to make or continue appointments as needed during the fiscal year to permanent positions enumerated in their respective sections of this ordinance. Such appointments shall be made in accordance with the provisions of the Charter. Appointing officers shall not make an appointment to a vacancy in a permanent position until the request to fill for such service is approved by the Controller. Provided further, that if the Mayor declares an intent to approve requests to fill due to unanticipated financial reasons, appointing officers shall not make an appointment to a vacancy in a permanent position until the request to fill for such service is approved by the Mayor. Provided further, that if changes occur to the classification, compensation, or duties of a permanent position, appointing officers shall not make an appointment to a vacancy in such position until the request to fill for such service is approved by the Human Resources Department. Provided further, that in order to prevent the stoppage of essential services, the Human Resources Director may authorize an emergency appointment pending approval or disapproval of a request to fill, if funds are available to pay the compensation of such emergency appointee.

Provided that if the proposed employment is for inter-departmental service, the Controller shall approve as to conformity with the following inter-departmental procedure. Appointing officers shall not authorize or permit employees to work in inter-departmental service unless the following provisions are complied with. The payment of compensation for the employment of persons in inter-departmental service shall be within the limit of the funds

Annual Salary Ordinance Fiscal Years 2015-2016 and 2016-17

made available by certified inter-departmental work orders and such compensation shall be distributed to the inter-departmental work orders against which they constitute proper detailed charges.

A. In the event the appointing officer is unable to employ a qualified person to cover the work schedule of a position herein established or authorized, the appointing officer, subject to the provisions of this ordinance and the appropriation ordinance and with the approval of the Human Resources Department, may at his/her discretion employ more than one person on a lesser work schedule but the combined salaries shall not exceed the compensation appropriated for the position, or may appoint one person on a combined work schedule but subject to the limitation of the appropriation and the compensation schedule for the position and without amendment to this ordinance.

B. Where a vacancy exists in a position the Human Resources Director, may and is hereby authorized to approve a temporary (diverted) request to fill in a different class, provided that the Controller certifies that funds are available to fill said vacancy on this basis, and provided that no action taken as a result of the application of this section will affect the classification of the position concerned as established in the budget and annual salary ordinance.

An appointing officer, subject to the provisions of this ordinance, the Annual Appropriation Ordinance, the Controller's certification of funds and Civil Service certification procedures may employ more than one person on a combined work schedule not to exceed the permanent full-time equivalent, or may combine the appropriations for more than one permanent part-time position in order to create a single full-time equivalent position limited to classifications of positions herein established or authorized and their respective compensation schedules. Such changes shall be reported to the Human Resources Department and the Controller's office. No full-time equivalent position which is occupied by an employee shall be reduced in hours without the voluntary consent of the employee, if any, holding that position. However, the combined salaries for part-time positions created shall not exceed the compensation appropriated for the full-time position, nor will the salary of a single full-time position created exceed the compensation appropriated for part-time positions. Each permanent part-time employee would receive the same benefits as existing permanent part-time employees. The funding of additional fringe benefit costs subject to availability of funds will be from any legally available funds.

Section 1.1B. With the exception indicated in F, the Human Resources Director is solely authorized to administratively amend this ordinance as follows:

- A. To change the classification of a position provided that the rate of pay is the same or less and the services are in the same functional area.
- B. To adjust the compensation of a position pursuant to a ratified Memorandum of Understanding or ordinance of the Board of Supervisors.
- C. To adjust the compensation of a position when the rate of pay for that position has been approved by the Board of Supervisors in a ratified Memorandum of Understanding or ordinance.
- D. To adjust the compensation of a position pursuant to a Memorandum of Understanding ratified by the Board of Supervisors with a recognized employee bargaining group.

Annual Salary Ordinance Fiscal Years 2015-2016 and 2016-17

- E. To amend the ordinance to reflect the initial rates of compensation for a newly established classification, excluding classes covered under Administrative Code, Chapter 2A, Article IV, Section 2A.76 and Article V, Section 2A.90.
- F. To allow movement between police classes, provided that the total authorized positions allocated to each rank is not increased.
- G. The Human Resources Director and Department Heads are authorized to implement interest arbitration awards which become effective in accordance with Section 10.4 of the Annual Appropriations Ordinance.
- H. The Human Resources Director may issue appointments to Class 1229 Special Examiner at any hourly rate of the established salary range. Said appointments shall be considered temporary exempt in accordance with Charter Section 10.104(18). The minimum/maximum hourly range effective July 1, 2015 is \$51.6250-\$76.7125.
- I. The Human Resources Director is authorized to adjust specific allocations within the Management Classification and Compensation Plan (MCCP) and/or to correct clerical errors in the MCCP resulting from the immediate implementation of the MCCP, provided that the rate of pay is the same or less.
- J. Consistent with the Annual Appropriations Ordinance Section 10.2, Professional Service Contracts, the Human Resources Director is authorized to add positions funded in accordance with that section. Consistent with Annual Appropriations Ordinance Section 26 on work order appropriations, the Human Resources Director is authorized to add positions funded by work orders in accordance with that section.
- K. Upon the implementation of the City's new human resources management system, the Human Resources Director, in consultation with the Controller, is authorized to adjust the Annual Salary Ordinance to reconcile the difference between the authorized positions already approved in the current human resources system with the actual positions employed by City Departments and delineated in the Annual Salary Ordinance.
- L. Upon the request of the Executive Director of the Office of Community Investment and Infrastructure or OCII (also known as Successor Agency to the former Redevelopment Agency), and the City Administrator, and with concurrence of the Human Resources Director and the Controller, the Human Resources Director is authorized to establish new positions within a City Department to provide services to OCII, provided that the Controller certifies that sufficient OCII funds are available to support the position.

The Controller, the Clerk of the Board, the Mayor's Office and the affected department(s) shall be immediately notified.

Section 1.1C. Provided further, that if requests to fill for vacant permanent positions issued by departments where the Appointing Officers are elected officials enumerated in Article II and Section 6.100 of the Charter (the Board of Supervisors, Assessor-Recorder, City Attorney, District Attorney, Public Defender, Sheriff and Treasurer) are approved by the Controller and are not approved or rejected by the Mayor and the Department of Human Resources within 15 working days of submission, the requests to fill shall be deemed approved. If such requests to fill are rejected by the Mayor and/or the Department of Human Resources, the Appointing Officers listed above may appeal that rejection in a hearing before the Budget Committee of the

Annual Salary Ordinance Fiscal Years 2015-2016 and 2016-17

Board of Supervisors, who may then grant approval of said requests to fill.

Section 1.1D. The Human Resources Director is authorized to make permanent exempt appointments for a period of up to 6 months to permit simultaneous employment of an existing City employee who is expected to depart City employment and a person who is expected to be appointed to the permanent position previously held by the departing employee when such an appointment is necessary to ensure implementation of successful succession plans and to facilitate the transfer of mission-critical knowledge within City departments.

Section 1.1E. The Human Resources Director, with concurrence of the Controller, is authorized to adjust the Annual Salary Ordinance to reflect the conversion of temporary positions to a permanent position(s) (1) when sufficient funding is available and (2) to maintain services when elimination of temporary positions is consistent with the terms of City labor agreements.

Section 1.2. APPOINTMENTS-TEMPORARY POSITIONS.

Temporary appointments to positions defined by Charter Section 10.104(16) as seasonal or temporary positions may be made by the respective appointing officers in excess of the number of permanent positions herein established or enumerated and such other temporary services as required at rates not in excess of salary schedules if funds have been appropriated and are available for such temporary service. Such appointments shall be limited in duration to no more than 1040 hours in any fiscal year. No appointment to such temporary or seasonal position shall be made until the Controller has certified the availability of funds, and the request to fill for such service is approved by the Controller and the Human Resources Department. Provided further that in order to prevent the stoppage of essential services, the Human Resources Director may authorize an emergency appointment pending approval or disapproval of the request to fill, if funds are available to pay the compensation of such emergency appointee. No such appointment shall continue beyond the period for which the Controller has certified the availability of funds. Provided that if the proposed employment is for inter-departmental service, the Controller shall approve as to conformity with the following inter-departmental procedure. Appointing officers shall not authorize or permit employees to work in inter-departmental service unless the following provisions are complied with. The payment of compensation for the employment of persons in inter-departmental service shall be within the limit of the funds made available by certified inter-departmental work orders and such compensation shall be distributed to the inter-departmental work orders against which they constitute proper detailed charges.

Section 1.2A. Temporary Assignment, Different Department. When the needs and the best interests of the City and County of San Francisco require, appointing officers are authorized to arrange among themselves the assignment of personnel from one department to another department on a temporary basis. Such temporary assignments shall not be treated as transfers, and may be used for the alleviation of temporary seasonal peak-load situations, the completion of specific projects, temporary transitional work programs to return injured employees to work, or other circumstances in which employees from one department can be effectively used on a temporary basis in another department. All such temporary assignments between departments shall be reviewed by the Human Resources Department.

Section 1.3. EXCEPTIONS TO NORMAL WORK SCHEDULES FOR WHICH NO EXTRA COMPENSATION IS AUTHORIZED.

Occupants of the position specified by symbol -Z- shall work such hours as may be necessary for the full and proper performance of their duties and shall receive no additional compensation for

Annual Salary Ordinance Fiscal Years 2015-2016 and 2016-17

work on holidays or in excess of eight hours per day for five days per week, but may be granted compensatory time off under the provisions of ratified applicable Memorandum of Understanding or ordinance. Provided that, subject to the fiscal provisions of the Charter and the availability of funds, the provisions of this section may be suspended to allow overtime payment, pursuant to approval of the Director of Human Resources. Overtime payments shall be limited to extraordinary circumstances which cannot be anticipated or provided through normal scheduling and assignment of available personnel. Further, such payment shall be limited to only those circumstances which are consistently applied to all personnel in a class, regardless of department.

Section 1.3A. Work Performed Under Contract And Compensation Therefore. In the execution and performance of any contract awarded to a city department under the provisions of Charter Section A7.204 and the Administrative Code, the rates fixed herein shall not apply to employments engaged therein, and in lieu thereof not less than the highest general prevailing rate of wages in private employment for similar work, as fixed by a resolution of the Board of Supervisors and in effect at the time of the award of said contract, shall be paid to employees performing work under such contract.

Section 1.3B. Charges and Deductions for Maintenance. The compensations fixed herein for all employees whose compensations are subject to the provisions of Charter Section A8.400 and including also those engaged in construction work outside the City and County of San Francisco, are gross compensations and include the valuation of maintenance provided such employees. Charges and deductions therefore for any and all maintenance furnished and accepted by employees shall be made and indicated on time rolls and payrolls in accordance with the following schedule of charges. Provided, however, that no charge shall be made for meals furnished cooks, bakers, waiters, waitresses, and other kitchen workers while on duty, and that the City shall provide breakfast, dinner, and midnight meals to interns and residents when they are working in the hospital, and shall provide weekend lunches to interns and residents when they are working weekends on call (the Department may require such interns and residents to provide proof of eligibility for such meals upon request), and provided further that employees of the Hetch Hetchy Project and Camp Mather who are temporarily assigned to perform duties for a period in excess of a normal work day away from the headquarters to which the employees are normally and permanently assigned, shall not be charged for board and lodging at the Headquarters to which they are temporarily assigned.

1. MEALS:

- A. Hetch Hetchy Boarding House
(Except O'Shaughnessy guest cottage)
 - Breakfast, per meal \$ 5.00
 - Lunch, per meal \$ 10.00
 - Dinner, per meal \$ 20.00

- B. O'Shaughnessy guest cottage
 - Cottage #1 \$ 50.00
 - Cottage #2 \$ 30.00
 - Room, bunk house \$ 20.00
 - Breakfast, per meal \$ 10.00
 - Lunch, per meal \$ 18.00
 - Dinner, per meal \$ 25.00

- C. Department of Public Health
Laguna Honda Hospital

Annual Salary Ordinance Fiscal Years 2015-2016 and 2016-17

Per meal	\$ 6.50
San Francisco General Hospital	
Per meal	\$ 6.00
D. Juvenile Court	
All institution, per meal	\$ 4.50
E. Recreation and Park - Camp Mather	
per meal	\$ 8.25
F. Sheriff	
SFGH Ward 7D, average	\$ 6.00
All Jails, all meals	\$ 1.00

2. LAUNDRY:

San Francisco General Hospital (With the exception of the free laundering of uniforms for interns, residents, nurses, kitchen helpers and other employees.)	
Per pound	\$ 0.60

3. ROOM:

San Francisco General Hospital (With the exception of free rooms furnished to interns and residents.)	
Per bi-weekly pay period	\$190.00
Per person per night	\$ 27.00
Monthly	\$416.00

4. HOUSE OR APARTMENT:

Unless otherwise specified, lodging for all facilities except Hetch Hetchy Project, an amount set in accordance with the recommendation of the Director of Property on the request of the Department Head and approved by the Controller, or as provided in ratified collective bargaining agreement.

Note: Sales of meals by employers to employees are subject to state sales tax. The meal cost figures and 2015-2016 annual salary ordinance rates stated in the schedules do not include any provisions for state sales tax payable by the City and County to the State.

SECTION 2. COMPENSATION PROVISIONS.

Section 2.1. PUC EMPLOYEES ASSIGNED TO HETCH HETCHY AND RECREATION AND PARK EMPLOYEES PERMANENTLY ASSIGNED TO CAMP MATHER.

The Public Utilities Commission and Recreation and Park Department will pay a stipend of

Annual Salary Ordinance Fiscal Years 2015-2016 and 2016-17

\$926.83 per month to employees residing in designated zip code areas enrolled in the Health Services System with employee plus two or more dependents where HMOs are not available and such employees are limited to enrollment to the City Plan I. The Public Utilities Commission will pay a stipend of \$661.07 per month to employees residing in designated zip code areas enrolled in the Health Services System with employee plus one dependent where HMOs are not available and such employees are limited to enrollment to City Plan I. The City reserves the right to either reimburse the affected employees or provide an equivalent amount directly to the Health Services System. These rates were effective January 1, 2015.

Section 2.2. MOVING EXPENSES.

Where needed to recruit employees to fill positions that are listed under San Francisco Charter Section 10.104(5), (6), and (7), an appointing authority may authorize the expenditure of pre-offer recruitment expenses, such as interview travel expenses, and reimbursement of post-offer expenses, such as moving, lodging/temporary housing and other relocation costs, not to exceed \$15,000. Reimbursement will be made for actual expenses documented by receipts. Payments under this section are subject to approval by the Controller and the Human Resources Director.

Section 2.3. SUPPLEMENTATION OF MILITARY PAY.

A. In accordance with Charter Section A8.400 (h) and in addition to the benefits provided pursuant to Section 395.01 and 395.02 of the California Military and Veterans Code and the Civil Service Rules, any City officer or employee who is a member of the reserve corps of the United States Armed Forces, National Guard or other uniformed service organization of the United States and is called into active military service on or after September 11th, 2001 in response to the September 11th, 2001 terrorist attacks, international terrorism, conflict in Iraq or related extraordinary circumstances shall have the benefits provided for in subdivision (B).

B. Any officer or employee to whom subdivision (A) applies, while on military leave shall receive from the City, as of the effective date of this ordinance, the following supplement to their military pay and benefits:

1. The difference between the amount of the individual's gross military pay and the amount of gross pay the individual would have received as a city officer or employee, had the officer or employee worked his or her normal work schedule.
2. Retirement service credit consistent with Section A8.520 of the Charter. The City shall pay the full employee contributions required by the Charter to the extent employer paid employee contributions are required under the memorandum of understanding covering the employee.
3. All other benefits to which the individual would have been entitled had the individual not been called to active duty, except as limited under state law or the Charter.

C. As set forth in Charter Section A8.400 (h), this section shall be subject to the following limitations and conditions:

1. The individual must have been called into active service for a period greater than 30 consecutive days.

Annual Salary Ordinance Fiscal Years 2015-2016 and 2016-17

2. The purpose for such call to active service shall have been to respond to the September 11th, 2001 terrorist attacks, international terrorism, conflict in Iraq or related extraordinary circumstances and shall not include scheduled training, drills, unit training assemblies or similar events.
3. The amounts authorized pursuant to this ordinance shall be offset by amounts required to be paid pursuant to any other law in order that there be no double payments.
4. Any individual receiving compensation pursuant to this ordinance shall execute an agreement providing that if the individual does not return to City service within 60 days of release from active duty (or if the individual is not fit for employment at that time, within 60 days of a determination that the employee is fit for employment), then that compensation described in Sections (B)(1) through (B)(3) shall be treated as a loan payable with interest at a rate equal to the greater of (i) the rate received for the concurrent period by the Treasurer's Pooled Cash Account or (ii) the minimum amount necessary to avoid imputed income under the Internal Revenue Code of 1986, as amended from time to time, and any successor statute. Such loan shall be payable in equal monthly installments over a period not to exceed 5 years, commencing 90 days after the individual's release from active service or return to fitness for employment, as the case may be.
5. This section shall not apply to any active duty served voluntarily after the time that the individual is called to active service.

Section 2.4 COMPENSATION OF CITY EMPLOYEES DURING SERVICE ON CHARTER-MANDATED BOARDS AND COMMISSIONS, OR BOARDS, COMMISSIONS AND COMMITTEES CREATED BY INITIATIVE ORDINANCE.

A. City employees serving on Charter-mandated Boards and Commissions, or Boards, Commissions and Committees created by initiative ordinance shall not be compensated for the number of hours each pay period spent in service of these Boards and Commissions, based on a 40-hour per week compensation assumption.

B. City employees covered by this provision shall submit to the Controller each pay period a detailed description of the time spent in service, including attending meetings, preparing for meetings, meeting with interested stakeholders or industry, and writing or responding to correspondence. There is a rebuttable presumption that such employees spend .25 of their time in service of these duties. This information shall be made publicly available pursuant to the Sunshine Ordinance.

C. This provision shall not apply to City employees whose service is specified in the Charter or by initiative ordinance, nor shall it apply to City employees serving on interdepartmental or other working groups created by initiative of the Mayor or Board of Supervisors, nor shall it apply to City employees who serve on the Health Service Board or Retirement Board.

Section 2.5 COMPENSATION OF PLANNING COMMISSIONERS FOR ATTENDANCE AT PLANNING COMMISSION MEETINGS.

Each commissioner serving on the Planning Commission may receive full compensation for his or her attendance at each meeting of the commission, as enumerated and included herein, provided that the commissioner is present at the beginning of the first action item on the agenda for such meeting for which a vote is taken until the end of the public hearing on the last calendared item. A commissioner of the Planning Commission who attends a portion of a meeting of the Planning Commission, but does not qualify for full compensation, may

Annual Salary Ordinance Fiscal Years 2015-2016 and 2016-17

receive one-quarter of the compensation available for his or her attendance at each meeting of the commission, as enumerated and included herein.

Section 2.6 COMPENSATION OF STIPEND FOR USE OF PERSONAL CELL PHONE.

In consultation with the Director of Human Resources, the Controller shall establish rules and parameters for the payment of monthly stipends to officers and employees who use their own cells phones to maintain continuous communication with their workplace, and who participate in a City-wide program that reduces costs of City-owned cell phones.

SECTION 3. EXPLANATION OF SYMBOLS.

The following symbols used in connection with the rates fixed herein have the significance and meaning indicated.

- B. Biweekly.
- C. Contract rate.
- D. Daily.
- E. Salary fixed by Charter.
- F. Salary fixed by State law.
- G. Salary adjusted pursuant to ratified Memorandum of Understanding.
- H. Hourly.
- I. Intermittent.
- J. Rate set forth in budget.
- K. Salary based on disability transfer.
- L. Salary paid by City and County and balance paid by State.
- M. Monthly.
- O. No funds provided.
- P. Premium rate.
- Q. At rate set under Charter Section A8.405 according to prior service.
- W. Weekly.
- Y. Yearly.

Annual Salary Ordinance 2015-2016 and 2016-2017

Budgeted Position Counts (FTE) by Department and Job Code

Job Code	Title	Low	Type	High	2015-2016 FTE	2016-2017 FTE
AAM ASIAN ART MUSEUM						
Program:	EEI	ASIAN ARTS MUSEUM				
Subfund:	1G AGF AAA	GF-NON-PROJECT-CONTROLLED				
0922	Manager I	3,547	B	4,527	2.00	2.00
0963	Department Head III	5,809	B	7,414	1.00	1.00
1452	Executive Secretary II	2,564	B	3,117	1.00	1.00
3518	Associate Museum Conservator, Asian Art	2,672	B	3,248	1.00	1.00
3524	Principal Museum Preparator	2,365	B	2,874	1.00	1.00
3525	Chief Preparator	2,602	B	3,162	1.00	1.00
3546	Curator IV	3,282	B	3,989	2.00	2.00
3558	Senior Museum Registrar	2,607	B	3,169	1.00	1.00
3633	Librarian II- Asian Arts	2,946	B	3,581	1.00	1.00
7205	Chief Stationary Engineer	4,122	B	4,122	1.00	1.00
7334	Stationary Engineer	3,249	B	3,249	5.00	5.00
7345	Electrician	3,064	B	3,724	1.00	1.00
8226	Museum Guard	1,985	B	2,412	31.75	31.75
8228	Museum Security Supervisor	2,209	B	2,685	3.00	3.00
TEMPM	Temporary - Miscellaneous	0.00	B	0.00	3.83	3.71
SubFund Total:					56.58	56.46
Subfund:	2S CRF RPD	MUSEUMS ADMISSION FUND				
3302	Admission Attendant	1,513	B	1,835	4.00	4.00
TEMPM	Temporary - Miscellaneous	0.00	B	0.00	0.17	0.16
SubFund Total:					4.17	4.16
Program Total:					60.75	60.62
AAM Department Total:					60.75	60.62

Annual Salary Ordinance 2015-2016 and 2016-2017

Budgeted Position Counts (FTE) by Department and Job Code

Job Code	Title	Low	Type	High	2015-2016 FTE	2016-2017 FTE
ADM GENERAL SERVICES AGENCY - CITY ADMIN						
Program:	ACA	COMMUNITY AMBASSADOR PROGRAM				
Subfund:	1G AGF AAP	GF-ANNUAL PROJECT				
9920	Public Service Aide - Assistant To Profe	1,444	B	1,444	4.00	4.00
TEMPM	Temporary - Miscellaneous	0.00	B	0.00	5.10	4.96
SubFund Total:					9.10	8.96
Program Total:					9.10	8.96
Program:	AJU	JUSTIS PROJECT - CITY ADM OFFICE				
Subfund:	1G AGF ACP	GF-CONTINUING PROJECTS				
0941	Manager VI	5,101	B	6,510	1.00	1.00
1043	IS Engineer-Senior	4,046	B	5,087	1.00	1.00
1053	IS Business Analyst-Senior	3,409	B	4,289	1.00	1.00
1054	IS Business Analyst-Principal	3,948	B	4,965	3.00	3.00
1064	IS Programmer Analyst-Principal	3,597	B	4,526	1.00	1.00
1070	IS Project Director	4,352	B	5,473	1.00	1.00
SubFund Total:					8.00	8.00
Program Total:					8.00	8.00
Program:	AME	COUNTY CLERK SERVICES				
Subfund:	1G AGF AAA	GF-NON-PROJECT-CONTROLLED				
0952	Deputy Director II	4,106	B	5,241	1.00	1.00
1408	Principal Clerk	2,332	B	2,835	1.00	1.00
1426	Senior Clerk Typist	1,941	B	2,360	1.00	1.00
1823	Senior Administrative Analyst	3,208	B	3,899	1.00	1.00
8106	Legal Process Clerk	1,849	B	2,247	4.00	4.00
8108	Senior Legal Process Clerk	2,028	B	2,466	6.00	6.00
TEMPM	Temporary - Miscellaneous	0.00	B	0.00	0.75	0.73
SubFund Total:					14.75	14.73
Subfund:	2S GSF VHS	VITAL & HLTH STATISTICS FEES				
1408	Principal Clerk	2,332	B	2,835	1.00	1.00
8106	Legal Process Clerk	1,849	B	2,247	1.00	1.00
SubFund Total:					2.00	2.00
Program Total:					16.75	16.73
Program:	ASG	MEDICAL EXAMINER				
Subfund:	1G AGF AAA	GF-NON-PROJECT-CONTROLLED				
0952	Deputy Director II	4,106	B	5,241	1.00	1.00

Annual Salary Ordinance 2015-2016 and 2016-2017

Budgeted Position Counts (FTE) by Department and Job Code

Job Code	Title	Low	Type	High	2015-2016 FTE	2016-2017 FTE
ADM GENERAL SERVICES AGENCY - CITY ADMIN						
Program:	ASG	MEDICAL EXAMINER				
Subfund:	1G AGF AAA	GF-NON-PROJECT-CONTROLLED				
0965	Department Head V	8,291	B	10,582	1.00	1.00
1406	Senior Clerk	1,765	B	2,145	1.00	1.00
1452	Executive Secretary II	2,564	B	3,117	1.00	1.00
1823	Senior Administrative Analyst	3,208	B	3,899	1.00	1.00
2403	Forensic Laboratory Technician	2,602	B	3,162	2.00	2.00
2456	Assistant Forensic Toxicologist I	3,470	B	4,218	4.77	5.00
2457	Assistant Forensic Toxicologist II	4,428	B	5,383	1.00	1.00
2458	Forensic Toxicologist	6,125	B	7,445	1.00	1.00
2577	Medical Examiner's Investigator I	2,539	B	3,087	5.38	5.50
2578	Medical Examiner's Investigator II	3,087	B	3,752	9.00	9.00
2579	Medical Examiner's Investigator III	3,396	B	4,128	2.00	2.00
2598	Assistant Medical Examiner	7,585	B	10,676	4.00	4.00
TEMPM	Temporary - Miscellaneous	0.00	B	0.00	1.88	1.67
SubFund Total:					36.03	36.17
Program Total:					36.03	36.17
Program:	AUA	ANIMAL WELFARE				
Subfund:	1G AGF AAA	GF-NON-PROJECT-CONTROLLED				
0923	Manager II	3,807	B	4,859	1.00	1.00
0951	Deputy Director I	3,547	B	4,527	1.00	1.00
0952	Deputy Director II	4,106	B	5,241	1.00	1.00
0962	Department Head II	5,460	B	6,968	1.00	1.00
1424	Clerk Typist	1,769	B	2,151	1.00	1.00
1434	Shelter Service Representative	1,756	B	2,242	6.00	6.00
1435	Shelter Officer Supervisor	2,043	B	2,483	1.00	1.00
1437	Shelter Office Assistant Supervisor	1,927	B	2,342	1.00	1.00
1452	Executive Secretary II	2,564	B	3,117	1.00	1.00
2292	Shelter Veterinarian	3,679	B	4,810	2.00	2.00
3370	Animal Care Attendant	1,756	B	2,242	13.00	13.00
3372	Animal Control Officer	1,946	B	2,483	13.00	13.00
3374	Volunteer/Outreach Coordinator	2,418	B	2,940	1.00	1.00
3375	Animal Health Technician	1,650	B	2,004	1.00	1.00
3376	Animal Care Assistant Supervisor	1,955	B	2,377	2.00	2.00
3378	Field Services Assistant Supervisor	2,004	B	2,435	1.00	1.00

Annual Salary Ordinance 2015-2016 and 2016-2017

Budgeted Position Counts (FTE) by Department and Job Code

Job Code	Title	Low	Type	High	2015-2016 FTE	2016-2017 FTE
ADM GENERAL SERVICES AGENCY - CITY ADMIN						
Program:	AUA	ANIMAL WELFARE				
Subfund:	1G AGF AAA	GF-NON-PROJECT-CONTROLLED				
7334	Stationary Engineer	3,249	B	3,249	1.00	1.00
TEMPM	Temporary - Miscellaneous	0.00	B	0.00	1.03	0.99
SubFund Total:					49.03	48.99
Program Total:					49.03	48.99
Program:	BA8	EARTHQUAKE SAFETY PROGRAM				
Subfund:	1G AGF ACP	GF-CONTINUING PROJECTS				
0932	Manager IV	4,407	B	5,624	1.00	1.00
0933	Manager V	4,753	B	6,067	0.27	1.00
1840	Junior Management Assistant	2,230	B	2,711	1.00	1.00
5277	Planner I	2,314	B	2,813	0.00	0.00
5278	Planner II	2,813	B	3,418	1.00	1.00
SubFund Total:					3.27	4.00
Subfund:	2S GSF GNC	GRANTS; NON-PROJECT; CONTINUING				
0933	Manager V	4,753	B	6,067	0.73	0.00
SubFund Total:					0.73	0.00
Program Total:					4.00	4.00
Program:	BK6	TREASURE ISLAND				
Subfund:	1G AGF WOF	GENERAL FUND WORK ORDER FUND				
0933	Manager V	4,753	B	6,067	1.00	1.00
0943	Manager VIII	6,187	B	7,896	1.00	1.00
0953	Deputy Director III	5,101	B	6,510	1.00	1.00
1820	Junior Administrative Analyst	2,094	B	2,545	1.00	1.00
1823	Senior Administrative Analyst	3,208	B	3,899	4.00	4.00
1824	Principal Administrative Analyst	3,714	B	4,514	1.00	1.00
1840	Junior Management Assistant	2,230	B	2,711	1.00	1.00
4140	Real Property Manager	3,313	B	4,028	1.00	1.00
4143	Principal Real Property Officer	4,440	B	5,397	1.00	1.00
TEMPM	Temporary - Miscellaneous	0.00	B	0.00	0.17	0.16
SubFund Total:					12.17	12.16
Program Total:					12.17	12.16
Program:	CRD	COMMUNITY REDEVELOPMENT				
Subfund:	1G AGF AAA	GF-NON-PROJECT-CONTROLLED				

Annual Salary Ordinance 2015-2016 and 2016-2017

Budgeted Position Counts (FTE) by Department and Job Code

Job Code	Title	Low	Type	High	2015-2016 FTE	2016-2017 FTE
ADM GENERAL SERVICES AGENCY - CITY ADMIN						
Program:	CRD	COMMUNITY REDEVELOPMENT				
Subfund:	1G AGF AAA	GF-NON-PROJECT-CONTROLLED				
0932	Manager IV	4,407	B	5,624	0.00	0.00
0933	Manager V	4,753	B	6,067	0.00	0.00
0953	Deputy Director III	5,101	B	6,510	1.00	1.00
O035	Management Assistant II (OCII)	2,534	B	3,080	2.00	2.00
O535	DvlpmntServicesManager (OCII)	4,629	B	5,628	1.00	1.00
O695	Accountant III (OCII)	3,088	B	3,753	1.00	1.00
O775	Accountant II (OCII)	2,554	B	3,105	1.00	1.00
O970	Accounting Supervisor (OCII)	4,316	B	5,246	1.00	1.00
O990	Assistant Prjct Manager (OCII)	3,717	B	4,519	2.00	2.00
SubFund Total:					9.00	9.00
Program Total:					9.00	9.00
Program:	EIJ	TOURISM EVENTS				
Subfund:	2S CFF ANP	CONV FAC FD-OPERATING-NONPROJECT				
0922	Manager I	3,547	B	4,527	1.00	1.00
0962	Department Head II	5,460	B	6,968	1.00	1.00
1823	Senior Administrative Analyst	3,208	B	3,899	1.00	1.00
1842	Management Assistant	2,533	B	3,080	0.77	1.00
SubFund Total:					3.77	4.00
Program Total:					3.77	4.00
Program:	FAC	CITY ADMINISTRATOR - ADMINISTRATION				
Subfund:	1G AGF AAA	GF-NON-PROJECT-CONTROLLED				
0922	Manager I	3,547	B	4,527	1.00	1.00
0923	Manager II	3,807	B	4,859	1.00	1.00
0931	Manager III	4,106	B	5,241	3.00	3.00
0932	Manager IV	4,407	B	5,624	3.00	3.00
0933	Manager V	4,753	B	6,067	1.00	1.00
0941	Manager VI	5,101	B	6,510	1.00	1.00
0953	Deputy Director III	5,101	B	6,510	3.00	3.00
0954	Deputy Director IV	5,809	B	7,414	1.00	1.00
0965	Department Head V	8,291	B	10,582	1.00	1.00
1022	IS Administrator II	2,758	B	3,353	1.00	1.00
1023	IS Administrator III	3,353	B	4,075	2.00	2.00
1044	IS Engineer-Principal	4,352	B	5,473	1.00	1.00

Annual Salary Ordinance 2015-2016 and 2016-2017

Budgeted Position Counts (FTE) by Department and Job Code

Job Code	Title	Low	Type	High	2015-2016 FTE	2016-2017 FTE
ADM GENERAL SERVICES AGENCY - CITY ADMIN						
Program:	FAC	CITY ADMINISTRATOR - ADMINISTRATION				
Subfund:	1G AGF AAA	GF-NON-PROJECT-CONTROLLED				
1053	IS Business Analyst-Senior	3,409	B	4,289	1.00	1.00
1054	IS Business Analyst-Principal	3,948	B	4,965	2.00	2.00
1204	Senior Personnel Clerk	2,194	B	2,666	1.00	1.00
1218	Payroll Supervisor	3,064	B	3,724	1.00	1.00
1220	Payroll Clerk	2,178	B	2,647	3.00	3.00
1222	Senior Payroll And Personnel Clerk	2,388	B	2,902	6.00	6.00
1224	Principal Payroll And Personnel Clerk	2,632	B	3,199	1.00	1.00
1226	Chief Payroll And Personnel Clerk	2,779	B	3,378	1.00	1.00
1232	Training Officer	2,896	B	3,520	2.00	2.00
1241	Personnel Analyst	2,372	B	3,491	4.00	4.00
1244	Senior Personnel Analyst	3,353	B	4,075	14.00	14.00
1426	Senior Clerk Typist	1,941	B	2,360	1.00	1.00
1446	Secretary II	2,140	B	2,602	0.00	0.00
1450	Executive Secretary I	2,332	B	2,835	1.00	1.00
1632	Senior Account Clerk	2,115	B	2,571	1.00	1.00
1652	Accountant II	2,551	B	3,101	1.77	2.00
1654	Accountant III	3,087	B	3,752	2.00	2.00
1708	Senior Telephone Operator	1,862	B	2,264	1.00	1.00
1822	Administrative Analyst	2,752	B	3,346	1.00	1.00
1823	Senior Administrative Analyst	3,208	B	3,899	1.00	1.00
1824	Principal Administrative Analyst	3,714	B	4,514	2.00	2.00
1840	Junior Management Assistant	2,230	B	2,711	1.54	2.00
5177	Safety Officer	4,117	B	5,005	1.00	1.00
6130	Safety Analyst	3,734	B	4,539	1.00	1.00
6138	Industrial Hygienist	3,734	B	4,539	1.00	1.00
6139	Senior Industrial Hygienist	4,117	B	5,005	2.00	2.00
9772	Community Development Specialist	2,607	B	3,169	1.00	1.00
TEMPM	Temporary - Miscellaneous	0.00	B	0.00	2.20	2.13
SubFund Total:					76.51	77.13
Program Total:					76.51	77.13
Program:	FAU	CAPITAL ASSET PLANNING				
Subfund:	1G AGF ACP	GF-CONTINUING PROJECTS				
0931	Manager III	4,106	B	5,241	1.00	1.00

Annual Salary Ordinance 2015-2016 and 2016-2017

Budgeted Position Counts (FTE) by Department and Job Code

Job Code	Title	Low	Type	High	2015-2016 FTE	2016-2017 FTE
ADM GENERAL SERVICES AGENCY - CITY ADMIN						
Program:	FAU	CAPITAL ASSET PLANNING				
Subfund:	1G AGF ACP	GF-CONTINUING PROJECTS				
1053	IS Business Analyst-Senior	3,409	B	4,289	1.00	1.00
1823	Senior Administrative Analyst	3,208	B	3,899	1.00	1.00
1824	Principal Administrative Analyst	3,714	B	4,514	1.00	1.00
SubFund Total:					4.00	4.00
Program Total:					4.00	4.00
Program:	FAV	DISABILITY ACCESS				
Subfund:	1G AGF AAA	GF-NON-PROJECT-CONTROLLED				
0931	Manager III	4,106	B	5,241	2.00	2.00
0932	Manager IV	4,407	B	5,624	1.00	1.00
1840	Junior Management Assistant	2,230	B	2,711	0.77	1.00
1842	Management Assistant	2,533	B	3,080	1.00	1.00
1844	Senior Management Assistant	2,902	B	3,527	1.00	1.00
6333	Senior Building Inspector	3,910	B	4,753	2.00	2.00
TEMPM	Temporary - Miscellaneous	0.00	B	0.00	0.39	0.22
SubFund Total:					8.16	8.22
Program Total:					8.16	8.22
Program:	FCB	REPRODUCTION SERVICES				
Subfund:	6I OIS REP	IS-REPRODUCTION FUND				
0923	Manager II	3,807	B	4,859	1.00	1.00
1404	Clerk	1,702	B	2,069	12.00	12.00
1406	Senior Clerk	1,765	B	2,145	2.00	2.00
1408	Principal Clerk	2,332	B	2,835	2.00	2.00
1424	Clerk Typist	1,769	B	2,151	0.00	0.00
1842	Management Assistant	2,533	B	3,080	1.00	1.00
5322	Graphic Artist	2,014	B	2,449	1.00	1.00
TEMPM	Temporary - Miscellaneous	0.00	B	0.00	1.09	1.06
SubFund Total:					20.09	20.06
Program Total:					20.09	20.06
Program:	FCC	PROCUREMENT SERVICES				
Subfund:	1G AGF AAA	GF-NON-PROJECT-CONTROLLED				
0931	Manager III	4,106	B	5,241	0.50	0.00
0932	Manager IV	4,407	B	5,624	2.00	2.00
0933	Manager V	4,753	B	6,067	0.00	0.00

Annual Salary Ordinance 2015-2016 and 2016-2017

Budgeted Position Counts (FTE) by Department and Job Code

Job Code	Title	Low	Type	High	2015-2016 FTE	2016-2017 FTE
ADM GENERAL SERVICES AGENCY - CITY ADMIN						
Program:	FCC	PROCUREMENT SERVICES				
Subfund:	1G AGF AAA	GF-NON-PROJECT-CONTROLLED				
0953	Deputy Director III	5,101	B	6,510	1.00	1.00
1426	Senior Clerk Typist	1,941	B	2,360	2.00	2.00
1446	Secretary II	2,140	B	2,602	1.00	1.00
1823	Senior Administrative Analyst	3,208	B	3,899	1.00	1.00
1824	Principal Administrative Analyst	3,714	B	4,514	3.00	3.00
1825	Principal Administrative Analyst II	4,067	B	4,943	1.00	1.00
1840	Junior Management Assistant	2,230	B	2,711	1.00	1.00
1950	Assistant Purchaser	2,161	B	2,627	1.00	1.00
1952	Purchaser	2,706	B	3,289	11.00	11.00
1956	Senior Purchaser	3,289	B	3,998	11.50	11.00
1958	Supervising Purchaser	3,998	B	4,859	4.00	4.00
SubFund Total:					40.00	39.00
Program Total:					40.00	39.00
Program:	FCT	RISK MANAGEMENT / GENERAL				
Subfund:	1G AGF WOF	GENERAL FUND WORK ORDER FUND				
0931	Manager III	4,106	B	5,241	1.00	1.00
0933	Manager V	4,753	B	6,067	1.00	1.00
1823	Senior Administrative Analyst	3,208	B	3,899	1.00	1.00
2978	Contract Compliance Officer II	4,082	B	4,961	1.00	1.00
SubFund Total:					4.00	4.00
Subfund:	2S GSF SBF	SURETY BOND SELF-INSURANCE FUND				
1822	Administrative Analyst	2,752	B	3,346	1.00	1.00
SubFund Total:					1.00	1.00
Program Total:					5.00	5.00
Program:	FEQ	GRANTS FOR THE ARTS				
Subfund:	2S CRF GFA	GRANTS FOR THE ARTS				
0922	Manager I	3,547	B	4,527	1.00	1.00
0932	Manager IV	4,407	B	5,624	1.00	1.00
1823	Senior Administrative Analyst	3,208	B	3,899	1.00	1.00
3549	Arts Program Assistant	2,230	B	2,711	1.00	1.00
9774	Senior Community Devl Specialist I	3,018	B	3,668	1.00	1.00
SubFund Total:					5.00	5.00
Program Total:					5.00	5.00

Annual Salary Ordinance 2015-2016 and 2016-2017

Budgeted Position Counts (FTE) by Department and Job Code

Job Code	Title	Low	Type	High	2015-2016 FTE	2016-2017 FTE
ADM GENERAL SERVICES AGENCY - CITY ADMIN						
Program:	FER	NEIGHBORHOOD BEAUTIFICATION				
Subfund:	2S NDF BBF	NEIGHBORHOOD BEAUTIFICATION FUND				
1446	Secretary II	2,140	B	2,602	0.77	1.00
1822	Administrative Analyst	2,752	B	3,346	1.00	1.00
1823	Senior Administrative Analyst	3,208	B	3,899	1.00	1.00
SubFund Total:					2.77	3.00
Program Total:					2.77	3.00
Program:	FFB	LIVING WAGE / LIVING HEALTH (MCO/HCAO)				
Subfund:	1G AGF AAA	GF-NON-PROJECT-CONTROLLED				
0931	Manager III	4,106	B	5,241	1.00	1.00
0933	Manager V	4,753	B	6,067	1.00	1.00
1446	Secretary II	2,140	B	2,602	1.00	1.00
1823	Senior Administrative Analyst	3,208	B	3,899	1.00	1.00
1824	Principal Administrative Analyst	3,714	B	4,514	1.00	1.00
2978	Contract Compliance Officer II	4,082	B	4,961	5.00	5.00
2992	Contract Compliance Officer I	3,117	B	3,788	13.00	13.00
TEMPM	Temporary - Miscellaneous	0.00	B	0.00	0.28	0.27
SubFund Total:					23.28	23.27
Program Total:					23.28	23.27
Program:	FFH	FACILITIES MGMT & OPERATIONS				
Subfund:	2S RPF RPF	REAL PROPERTY FUND				
0922	Manager I	3,547	B	4,527	6.00	6.00
0923	Manager II	3,807	B	4,859	1.00	1.00
0931	Manager III	4,106	B	5,241	2.00	2.00
0933	Manager V	4,753	B	6,067	1.00	1.00
0953	Deputy Director III	5,101	B	6,510	1.00	1.00
1052	IS Business Analyst	2,945	B	3,705	1.00	1.00
1404	Clerk	1,702	B	2,069	0.00	0.77
1408	Principal Clerk	2,332	B	2,835	3.00	3.00
1410	Chief Clerk	2,672	B	3,248	2.00	2.00
1426	Senior Clerk Typist	1,941	B	2,360	1.00	1.00
1446	Secretary II	2,140	B	2,602	2.00	2.00
1454	Executive Secretary III	2,786	B	3,387	1.00	1.00
1632	Senior Account Clerk	2,115	B	2,571	1.00	1.00
1634	Principal Account Clerk	2,388	B	2,902	1.00	1.00

Annual Salary Ordinance 2015-2016 and 2016-2017

Budgeted Position Counts (FTE) by Department and Job Code

Job Code	Title	Low	Type	High	2015-2016 FTE	2016-2017 FTE
ADM GENERAL SERVICES AGENCY - CITY ADMIN						
Program:	FFH	FACILITIES MGMT & OPERATIONS				
Subfund:	2S RPF RPF	REAL PROPERTY FUND				
1777	Media/Security Systems Specialist	2,997	B	3,643	2.77	3.00
1781	Media/Security Systems Supervisor	3,446	B	4,188	1.00	1.00
1822	Administrative Analyst	2,752	B	3,346	1.77	2.00
1823	Senior Administrative Analyst	3,208	B	3,899	2.77	3.77
1824	Principal Administrative Analyst	3,714	B	4,514	1.00	1.00
1840	Junior Management Assistant	2,230	B	2,711	2.00	2.00
1842	Management Assistant	2,533	B	3,080	2.00	2.00
2708	Custodian	1,778	B	2,161	124.74	126.93
2716	Custodial Assistant Supervisor	1,955	B	2,377	7.69	7.69
2718	Custodial Supervisor	2,156	B	2,621	6.00	6.00
2720	Janitorial Services Supervisor	2,377	B	2,890	1.00	1.00
4142	Senior Real Property Officer	3,836	B	4,662	2.00	2.00
4143	Principal Real Property Officer	4,440	B	5,397	1.00	1.00
7120	Buildings And Grounds Maintenance Superi	4,731	B	4,731	2.00	2.00
7203	Buildings And Grounds Maintenance Superv	4,043	B	4,043	2.00	2.00
7205	Chief Stationary Engineer	4,122	B	4,122	1.00	1.00
7333	Apprentice Stationary Engineer	2,112	B	3,087	2.00	2.00
7334	Stationary Engineer	3,249	B	3,249	31.69	33.19
7335	Senior Stationary Engineer	3,682	B	3,682	7.31	8.00
7344	Carpenter	2,726	B	3,313	1.00	1.00
7345	Electrician	3,064	B	3,724	2.00	2.00
7346	Painter	2,507	B	3,047	1.00	1.00
7347	Plumber	3,169	B	3,851	2.00	2.00
7514	General Laborer	2,009	B	2,442	8.54	9.00
8603	Emergency Services Coordinator III	3,337	B	4,056	1.00	1.00
9922	Public Service Aide - Associate To Profe	1,580	B	1,580	1.00	1.00
TEMPM	Temporary - Miscellaneous	0.00	B	0.00	13.99	12.54
SubFund Total:					255.27	260.89
Program Total:					255.27	260.89
Program:	FFI	REAL ESTATE SERVICES				
Subfund:	2S RPF SRZ	SPECIAL REV FUND-REAL ESTATE				

Annual Salary Ordinance 2015-2016 and 2016-2017

Budgeted Position Counts (FTE) by Department and Job Code

Job Code	Title	Low	Type	High	2015-2016 FTE	2016-2017 FTE
ADM	GENERAL SERVICES AGENCY - CITY ADMIN					
Program:	FFI	REAL ESTATE SERVICES				
Subfund:	2S RPF SRZ	SPECIAL REV FUND-REAL ESTATE				
0922	Manager I	3,547	B	4,527	0.00	0.00
0933	Manager V	4,753	B	6,067	0.00	0.00
0953	Deputy Director III	5,101	B	6,510	0.00	0.00
1446	Secretary II	2,140	B	2,602	0.00	0.00
1454	Executive Secretary III	2,786	B	3,387	0.00	0.00
1632	Senior Account Clerk	2,115	B	2,571	0.00	0.00
1823	Senior Administrative Analyst	3,208	B	3,899	0.00	0.00
1840	Junior Management Assistant	2,230	B	2,711	0.00	0.00
4142	Senior Real Property Officer	3,836	B	4,662	0.00	0.00
4143	Principal Real Property Officer	4,440	B	5,397	0.00	0.00
8603	Emergency Services Coordinator III	3,337	B	4,056	0.00	0.00
TEMPM	Temporary - Miscellaneous	0.00	B	0.00	0.00	0.00
				SubFund Total:	0.00	0.00
				Program Total:	0.00	0.00
Program:	FFJ	VEHICLE & EQUIPMENT MAIN & FUELING				
Subfund:	6I CSF CSF	IS-CENTRAL SHOPS FUND				
0922	Manager I	3,547	B	4,527	1.00	1.00
0931	Manager III	4,106	B	5,241	1.00	1.00
0933	Manager V	4,753	B	6,067	1.00	1.00
1408	Principal Clerk	2,332	B	2,835	1.00	1.00
1410	Chief Clerk	2,672	B	3,248	1.00	1.00
1424	Clerk Typist	1,769	B	2,151	2.00	2.00
1632	Senior Account Clerk	2,115	B	2,571	1.00	1.00
1634	Principal Account Clerk	2,388	B	2,902	1.00	1.00
1823	Senior Administrative Analyst	3,208	B	3,899	0.77	1.00
1824	Principal Administrative Analyst	3,714	B	4,514	2.00	2.00
1929	Parts Storekeeper	2,094	B	2,545	6.00	6.00
1942	Assistant Materials Coordinator	3,132	B	3,807	1.00	1.00
7249	Automotive Mechanic Supervisor I	4,121	B	4,121	2.00	2.00
7254	Automotive Machinist Supervisor I	4,121	B	4,121	3.00	3.00
7258	Maintenance Machinist Supervisor I	4,121	B	4,121	1.00	1.00
7277	City Shops Assistant Superintendent	3,724	B	4,527	1.00	1.00
7306	Automotive Body And Fender Worker	3,132	B	3,132	4.00	4.00

Annual Salary Ordinance 2015-2016 and 2016-2017

Budgeted Position Counts (FTE) by Department and Job Code

Job Code	Title	Low	Type	High	2015-2016 FTE	2016-2017 FTE
ADM GENERAL SERVICES AGENCY - CITY ADMIN						
Program:	FFJ	VEHICLE & EQUIPMENT MAIN & FUELING				
Subfund:	6I CSF CSF	IS-CENTRAL SHOPS FUND				
7309	Car And Auto Painter	3,132	B	3,132	2.00	2.00
7313	Automotive Machinist	3,168	B	3,168	37.00	37.00
7315	Automotive Machinist Assistant Supervisor	3,738	B	3,738	7.00	7.00
7322	Automotive Body And Fender Worker Asst S	3,738	B	3,738	1.00	1.00
7332	Maintenance Machinist	2,660	B	3,234	4.00	4.00
7358	Pattern Maker	2,862	B	3,479	2.00	2.00
7381	Automotive Mechanic	3,102	B	3,102	19.00	19.00
7382	Automotive Mechanic Assistant Supervisor	3,738	B	3,738	2.00	2.00
7389	Metalsmith	2,332	B	2,835	1.00	1.00
7410	Automotive Service Worker	2,069	B	2,514	8.00	8.00
TEMPM	Temporary - Miscellaneous	0.00	B	0.00	0.66	0.64
SubFund Total:					113.43	113.64
Program Total:					113.43	113.64
Program:	FFL	ENTERTAINMENT COMMISSION				
Subfund:	1G AGF AAP	GF-ANNUAL PROJECT				
0112	Board/Commission Member, Group III	4,000	D	4,120	0.00	0.00
0922	Manager I	3,547	B	4,527	1.00	1.00
0961	Department Head I	4,407	B	5,624	1.00	1.00
1450	Executive Secretary I	2,332	B	2,835	1.00	1.00
1824	Principal Administrative Analyst	3,714	B	4,514	0.00	0.00
1842	Management Assistant	2,533	B	3,080	1.00	1.00
1844	Senior Management Assistant	2,902	B	3,527	1.00	1.00
SubFund Total:					5.00	5.00
Program Total:					5.00	5.00
Program:	FFN	IMMIGRANT AND LANGUAGE SERVICES				
Subfund:	1G AGF AAA	GF-NON-PROJECT-CONTROLLED				
0941	Manager VI	5,101	B	6,510	1.00	1.00
1822	Administrative Analyst	2,752	B	3,346	1.00	1.00
1823	Senior Administrative Analyst	3,208	B	3,899	1.00	1.00
1824	Principal Administrative Analyst	3,714	B	4,514	1.77	2.00
1840	Junior Management Assistant	2,230	B	2,711	3.77	4.00

Annual Salary Ordinance 2015-2016 and 2016-2017

Budgeted Position Counts (FTE) by Department and Job Code

Job Code	Title	Low	Type	High	2015-2016 FTE	2016-2017 FTE
ADM GENERAL SERVICES AGENCY - CITY ADMIN						
Program:	FFN	IMMIGRANT AND LANGUAGE SERVICES				
Subfund:	1G AGF AAA	GF-NON-PROJECT-CONTROLLED				
1842	Management Assistant	2,533	B	3,080	4.31	5.00
SubFund Total:					12.85	14.00
Program Total:					12.85	14.00
Program:	FFO	311 CALL CENTER				
Subfund:	1G AGF AAA	GF-NON-PROJECT-CONTROLLED				
0922	Manager I	3,547	B	4,527	1.00	1.00
0933	Manager V	4,753	B	6,067	2.00	2.00
0953	Deputy Director III	5,101	B	6,510	1.00	1.00
1044	IS Engineer-Principal	4,352	B	5,473	1.00	1.00
1052	IS Business Analyst	2,945	B	3,705	3.00	3.00
1054	IS Business Analyst-Principal	3,948	B	4,965	1.00	1.00
1063	IS Programmer Analyst-Senior	3,089	B	3,890	2.00	2.00
1232	Training Officer	2,896	B	3,520	1.00	1.00
1324	Customer Service Agent	2,319	B	2,819	68.31	69.00
1326	Customer Service Agent Supervisor	2,627	B	3,193	6.00	6.00
1822	Administrative Analyst	2,752	B	3,346	2.00	2.00
1823	Senior Administrative Analyst	3,208	B	3,899	0.00	0.00
2917	Program Support Analyst	3,295	B	4,006	1.00	1.00
TEMPM	Temporary - Miscellaneous	0.00	B	0.00	6.14	5.95
SubFund Total:					95.45	95.95
Program Total:					95.45	95.95
Program:	FFQ	CONTRACT MONITORING				
Subfund:	1G AGF WOF	GENERAL FUND WORK ORDER FUND				
0931	Manager III	4,106	B	5,241	1.00	1.00
0932	Manager IV	4,407	B	5,624	0.00	0.00
0933	Manager V	4,753	B	6,067	1.00	1.00
1404	Clerk	1,702	B	2,069	2.50	3.00
1426	Senior Clerk Typist	1,941	B	2,360	1.00	1.00
1654	Accountant III	3,087	B	3,752	1.00	1.00
1824	Principal Administrative Analyst	3,714	B	4,514	1.00	1.00
2978	Contract Compliance Officer II	4,082	B	4,961	4.00	4.00
2992	Contract Compliance Officer I	3,117	B	3,788	18.63	21.13
SubFund Total:					30.13	33.13

Annual Salary Ordinance 2015-2016 and 2016-2017

Budgeted Position Counts (FTE) by Department and Job Code

Job Code	Title	Low	Type	High	2015-2016 FTE	2016-2017 FTE	
ADM GENERAL SERVICES AGENCY - CITY ADMIN							
Program:	FFQ	CONTRACT MONITORING					
					Program Total:	30.13	33.13
Program:	FIT	COMMITTEE ON INFORMATION TECHNOLOGY					
Subfund:	1G AGF ACP	GF-CONTINUING PROJECTS					
0923	Manager II	3,807	B	4,859	1.00	1.00	
1824	Principal Administrative Analyst	3,714	B	4,514	1.00	1.00	
1840	Junior Management Assistant	2,230	B	2,711	1.00	1.00	
					SubFund Total:	3.00	3.00
					Program Total:	3.00	3.00
Program:	FSR	OFFICE OF SHORT-TERM RENTALS					
Subfund:	1G AGF AAP	GF-ANNUAL PROJECT					
0923	Manager II	3,807	B	4,859	1.00	1.00	
1823	Senior Administrative Analyst	3,208	B	3,899	1.00	1.00	
1842	Management Assistant	2,533	B	3,080	1.00	1.00	
					SubFund Total:	3.00	3.00
					Program Total:	3.00	3.00
					ADM Department Total:	850.79	861.30

Annual Salary Ordinance 2015-2016 and 2016-2017

Budgeted Position Counts (FTE) by Department and Job Code

Job Code	Title	Low	Type	High	2015-2016 FTE	2016-2017 FTE
ADP ADULT PROBATION						
Program:	AIE	WORK ORDERS & GRANTS				
Subfund:	2S PPF GNC	GRANTS; NON-PROJECT; CONTINUING				
8444	Deputy Probation Officer	2,349	B	3,809	1.00	1.00
9920	Public Service Aide - Assistant To Profe	1,444	B	1,444	0.50	0.50
SubFund Total:					1.50	1.50
Program Total:					1.50	1.50
Program:	AKB	COMMUNITY SERVICES				
Subfund:	1G AGF AAA	GF-NON-PROJECT-CONTROLLED				
1406	Senior Clerk	1,765	B	2,145	0.00	0.00
8434	Supervising Adult Probation Officer	3,493	B	4,246	7.50	7.50
8435	Division Director, Adult Probation	3,547	B	4,527	2.00	2.00
8444	Deputy Probation Officer	2,349	B	3,809	53.52	53.75
8529	Probation Assistant	1,899	B	2,309	2.00	2.00
TEMPM	Temporary - Miscellaneous	0.00	B	0.00	1.11	1.07
SubFund Total:					66.13	66.32
Subfund:	2S PPF GNC	GRANTS; NON-PROJECT; CONTINUING				
8444	Deputy Probation Officer	2,349	B	3,809	1.55	1.55
SubFund Total:					1.55	1.55
Program Total:					67.68	67.87
Program:	AKG	PRE - SENTENCING INVESTIGATION				
Subfund:	1G AGF AAA	GF-NON-PROJECT-CONTROLLED				
8434	Supervising Adult Probation Officer	3,493	B	4,246	4.00	4.00
8435	Division Director, Adult Probation	3,547	B	4,527	1.00	1.00
8444	Deputy Probation Officer	2,349	B	3,809	26.87	26.87
8529	Probation Assistant	1,899	B	2,309	1.54	2.00
SubFund Total:					33.41	33.87
Program Total:					33.41	33.87
Program:	AOS	ONE STOP RE ENTRY SERVICES				
Subfund:	1G AGF AAA	GF-NON-PROJECT-CONTROLLED				
0923	Manager II	3,807	B	4,859	1.00	1.00
1802	Research Assistant	2,274	B	2,764	0.00	0.00
1823	Senior Administrative Analyst	3,208	B	3,899	3.00	3.00
1824	Principal Administrative Analyst	3,714	B	4,514	1.00	1.00
2917	Program Support Analyst	3,295	B	4,006	0.00	0.00

Annual Salary Ordinance 2015-2016 and 2016-2017

Budgeted Position Counts (FTE) by Department and Job Code

Job Code	Title	Low	Type	High	2015-2016 FTE	2016-2017 FTE
ADP ADULT PROBATION						
Program:	AOS	ONE STOP RE ENTRY SERVICES				
Subfund:	1G AGF AAA	GF-NON-PROJECT-CONTROLLED				
9774	Senior Community Devl Specialist I	3,018	B	3,668	0.77	1.00
9775	Senior Community Devl Specialist II	3,581	B	4,352	1.00	1.00
SubFund Total:					6.77	7.00
Program Total:					6.77	7.00
Program:	ARS	REALIGNMENT SERVICES-POST RELEASE COMM.				
Subfund:	1G AGF AAA	GF-NON-PROJECT-CONTROLLED				
1031	IS Trainer-Assistant	2,269	B	2,758	1.00	1.00
1232	Training Officer	2,896	B	3,520	1.00	1.00
1404	Clerk	1,702	B	2,069	2.00	2.00
1410	Chief Clerk	2,672	B	3,248	1.00	1.00
1842	Management Assistant	2,533	B	3,080	1.00	1.00
8434	Supervising Adult Probation Officer	3,493	B	4,246	2.00	2.00
8435	Division Director, Adult Probation	3,547	B	4,527	1.00	1.00
8444	Deputy Probation Officer	2,349	B	3,809	15.00	15.00
8529	Probation Assistant	1,899	B	2,309	3.08	4.00
8530	Deputy Probation Officer (SFERS)	2,349	B	3,809	2.00	2.00
8534	Sprv Adult Prob Ofc (SFERS)	3,493	B	4,246	1.00	1.00
SubFund Total:					30.08	31.00
Program Total:					30.08	31.00
Program:	ASH	ADMINISTRATION - ADULT PROBATION				
Subfund:	1G AGF AAA	GF-NON-PROJECT-CONTROLLED				
0931	Manager III	4,106	B	5,241	1.00	1.00
0932	Manager IV	4,407	B	5,624	0.00	0.00
0933	Manager V	4,753	B	6,067	1.00	1.00
1021	IS Administrator I	2,269	B	2,758	0.00	0.00
1054	IS Business Analyst-Principal	3,948	B	4,965	1.00	1.00
1062	IS Programmer Analyst	2,543	B	3,199	1.00	1.00
1070	IS Project Director	4,352	B	5,473	1.00	1.00
1094	IT Operations Support Administrator IV	3,353	B	4,075	1.00	1.00
1222	Senior Payroll And Personnel Clerk	2,388	B	2,902	1.00	1.00
1244	Senior Personnel Analyst	3,353	B	4,075	1.00	1.00
1246	Principal Personnel Analyst	3,978	B	4,835	0.00	0.00

Annual Salary Ordinance 2015-2016 and 2016-2017

Budgeted Position Counts (FTE) by Department and Job Code

Job Code	Title	Low	Type	High	2015-2016 FTE	2016-2017 FTE
ADP ADULT PROBATION						
Program:	ASH	ADMINISTRATION - ADULT PROBATION				
Subfund:	1G AGF AAA	GF-NON-PROJECT-CONTROLLED				
1408	Principal Clerk	2,332	B	2,835	1.00	1.00
1424	Clerk Typist	1,769	B	2,151	6.00	6.00
1454	Executive Secretary III	2,786	B	3,387	1.00	1.00
1632	Senior Account Clerk	2,115	B	2,571	1.00	1.00
1654	Accountant III	3,087	B	3,752	1.00	1.00
1823	Senior Administrative Analyst	3,208	B	3,899	1.00	1.00
1824	Principal Administrative Analyst	3,714	B	4,514	1.00	1.00
8436	Chief Adult Probation Officer	5,460	B	6,968	1.00	1.00
8438	Chief Deputy Adult Probation Officer	4,106	B	5,241	1.00	1.00
TEMPM	Temporary - Miscellaneous	0.00	B	0.00	2.32	2.25
SubFund Total:					24.32	24.25
Program Total:					24.32	24.25
ADP Department Total:					163.76	165.49

Annual Salary Ordinance 2015-2016 and 2016-2017

Budgeted Position Counts (FTE) by Department and Job Code

Job Code	Title	Low	Type	High	2015-2016 FTE	2016-2017 FTE
AIR AIRPORT COMMISSION						
Program:	BG1	ADMINISTRATION				
Subfund:	5A AAA AAA	SFIA-OPERATING-NON-PROJ-CONTROLLED FD				
0923	Manager II	3,807	B	4,859	1.00	1.00
0931	Manager III	4,106	B	5,241	4.00	4.00
0932	Manager IV	4,407	B	5,624	3.00	3.00
0933	Manager V	4,753	B	6,067	3.00	3.00
0953	Deputy Director III	5,101	B	6,510	1.00	1.00
0955	Deputy Director V	6,187	B	7,896	1.00	1.00
1204	Senior Personnel Clerk	2,194	B	2,666	5.00	5.00
1220	Payroll Clerk	2,178	B	2,647	4.00	4.00
1224	Principal Payroll And Personnel Clerk	2,632	B	3,199	2.00	2.00
1241	Personnel Analyst	2,372	B	3,491	10.00	10.00
1244	Senior Personnel Analyst	3,353	B	4,075	9.00	9.00
1406	Senior Clerk	1,765	B	2,145	2.00	2.00
1410	Chief Clerk	2,672	B	3,248	1.00	1.00
1424	Clerk Typist	1,769	B	2,151	1.00	1.00
1426	Senior Clerk Typist	1,941	B	2,360	1.00	1.00
1446	Secretary II	2,140	B	2,602	1.00	1.00
1450	Executive Secretary I	2,332	B	2,835	2.00	2.00
1452	Executive Secretary II	2,564	B	3,117	1.00	1.00
1802	Research Assistant	2,274	B	2,764	1.00	1.00
1823	Senior Administrative Analyst	3,208	B	3,899	4.00	4.00
1824	Principal Administrative Analyst	3,714	B	4,514	1.00	1.00
1844	Senior Management Assistant	2,902	B	3,527	1.00	1.00
5177	Safety Officer	4,117	B	5,005	1.00	1.00
5207	Associate Engineer	3,679	B	4,471	1.00	1.00
5211	Engineer/Architect/Landscape Architect S	4,929	B	5,991	1.00	1.00
6130	Safety Analyst	3,734	B	4,539	1.00	1.00
6138	Industrial Hygienist	3,734	B	4,539	1.00	1.00
8139	Industrial Injury Investigator	2,424	B	2,946	1.00	1.00
TEMPM	Temporary - Miscellaneous	0.00	B	0.00	5.90	5.73
SubFund Total:					70.90	70.73
Subfund:	5A AAA AAP	SFIA-OPERATING-ANNUAL PROJECTS				
0931	Manager III	4,106	B	5,241	0.00	0.00
0932	Manager IV	4,407	B	5,624	1.00	1.00

Annual Salary Ordinance 2015-2016 and 2016-2017

Budgeted Position Counts (FTE) by Department and Job Code

Job Code	Title	Low	Type	High	2015-2016 FTE	2016-2017 FTE
AIR AIRPORT COMMISSION						
Program:	BG1	ADMINISTRATION				
Subfund:	5A AAA AAP	SFIA-OPERATING-ANNUAL PROJECTS				
1426	Senior Clerk Typist	1,941	B	2,360	1.00	1.00
9704	Employment & Training Specialist III	2,632	B	3,199	2.00	2.00
9706	Employment & Training Specialist V	3,199	B	3,888	2.00	2.00
9910	Public Service Trainee	0.00	C	0.00	2.00	2.00
TEMPM	Temporary - Miscellaneous	0.00	B	0.00	4.67	4.53
SubFund Total:					12.67	12.53
Program Total:					83.57	83.26
Program:	BG2	BUSINESS & FINANCE				
Subfund:	5A AAA AAA	SFIA-OPERATING-NON-PROJ-CONTROLLED FD				
0923	Manager II	3,807	B	4,859	1.00	1.00
0931	Manager III	4,106	B	5,241	6.00	6.00
0932	Manager IV	4,407	B	5,624	3.00	3.00
0933	Manager V	4,753	B	6,067	1.00	1.00
0941	Manager VI	5,101	B	6,510	5.00	5.00
0942	Manager VII	5,460	B	6,968	2.00	2.00
0955	Deputy Director V	6,187	B	7,896	1.00	1.00
1053	IS Business Analyst-Senior	3,409	B	4,289	1.00	1.00
1406	Senior Clerk	1,765	B	2,145	2.00	2.00
1408	Principal Clerk	2,332	B	2,835	1.00	1.00
1424	Clerk Typist	1,769	B	2,151	1.00	1.00
1426	Senior Clerk Typist	1,941	B	2,360	1.00	1.00
1446	Secretary II	2,140	B	2,602	3.00	3.00
1450	Executive Secretary I	2,332	B	2,835	3.00	3.00
1452	Executive Secretary II	2,564	B	3,117	1.00	1.00
1630	Account Clerk	1,827	B	2,221	1.00	1.00
1632	Senior Account Clerk	2,115	B	2,571	7.00	7.00
1634	Principal Account Clerk	2,388	B	2,902	1.00	1.00
1652	Accountant II	2,551	B	3,101	3.00	3.00
1654	Accountant III	3,087	B	3,752	4.00	4.00
1657	Accountant IV	3,574	B	4,343	4.00	4.00
1686	Auditor III	3,661	B	4,449	1.00	1.00
1802	Research Assistant	2,274	B	2,764	3.00	3.00
1822	Administrative Analyst	2,752	B	3,346	3.00	3.00

Annual Salary Ordinance 2015-2016 and 2016-2017

Budgeted Position Counts (FTE) by Department and Job Code

Job Code	Title	Low	Type	High	2015-2016 FTE	2016-2017 FTE
AIR AIRPORT COMMISSION						
Program:	BG2	BUSINESS & FINANCE				
Subfund:	5A AAA AAA	SFIA-OPERATING-NON-PROJ-CONTROLLED FD				
1823	Senior Administrative Analyst	3,208	B	3,899	7.00	7.00
1824	Principal Administrative Analyst	3,714	B	4,514	2.00	2.00
1844	Senior Management Assistant	2,902	B	3,527	1.00	1.00
4310	Commercial Division Assistant Supervisor	2,737	B	3,327	1.00	1.00
5266	Architectural Associate II	3,679	B	4,471	1.00	1.00
9206	Airport Property Specialist I	3,313	B	4,028	11.00	11.00
9255	Airport Economic Planner	3,940	B	4,789	12.00	12.00
TEMPM	Temporary - Miscellaneous	0.00	B	0.00	0.92	0.90
SubFund Total:					94.92	94.90
Program Total:					94.92	94.90
Program:	BG3	COMMUNICATIONS & MARKETING				
Subfund:	5A AAA AAA	SFIA-OPERATING-NON-PROJ-CONTROLLED FD				
0922	Manager I	3,547	B	4,527	4.00	4.00
0923	Manager II	3,807	B	4,859	2.00	2.00
0932	Manager IV	4,407	B	5,624	1.00	1.00
0933	Manager V	4,753	B	6,067	2.00	2.00
0941	Manager VI	5,101	B	6,510	1.00	1.00
0955	Deputy Director V	6,187	B	7,896	1.00	1.00
1404	Clerk	1,702	B	2,069	0.50	0.50
1446	Secretary II	2,140	B	2,602	1.00	1.00
1452	Executive Secretary II	2,564	B	3,117	2.00	2.00
1760	Offset Machine Operator	1,970	B	2,395	3.00	3.00
1764	Mail And Reproduction Service Supervisor	2,527	B	3,072	1.00	1.00
1802	Research Assistant	2,274	B	2,764	1.00	1.00
1823	Senior Administrative Analyst	3,208	B	3,899	1.00	1.00
1840	Junior Management Assistant	2,230	B	2,711	3.00	3.00
1842	Management Assistant	2,533	B	3,080	1.00	1.00
1844	Senior Management Assistant	2,902	B	3,527	1.77	2.00
5322	Graphic Artist	2,014	B	2,449	1.00	1.00
5330	Graphics Supervisor	2,745	B	3,337	1.00	1.00
9251	Public Relations Manager	4,017	B	4,882	1.00	1.00
9254	Assistant To The Director, Public Affair	3,111	B	4,168	1.00	1.00

Annual Salary Ordinance 2015-2016 and 2016-2017

Budgeted Position Counts (FTE) by Department and Job Code

Job Code	Title	Low	Type	High	2015-2016 FTE	2016-2017 FTE
AIR AIRPORT COMMISSION						
Program:	BG3	COMMUNICATIONS & MARKETING				
Subfund:	5A AAA AAA	SFIA-OPERATING-NON-PROJ-CONTROLLED FD				
TEMPM	Temporary - Miscellaneous	0.00	B	0.00	0.17	0.16
SubFund Total:					30.44	30.66
Program Total:					30.44	30.66
Program:	BG4	CHIEF OPERATING OFFICER				
Subfund:	5A AAA AAA	SFIA-OPERATING-NON-PROJ-CONTROLLED FD				
0923	Manager II	3,807	B	4,859	2.00	2.00
0932	Manager IV	4,407	B	5,624	1.00	1.00
0933	Manager V	4,753	B	6,067	1.00	1.00
0941	Manager VI	5,101	B	6,510	9.00	9.00
0954	Deputy Director IV	5,809	B	7,414	1.00	1.00
0955	Deputy Director V	6,187	B	7,896	1.00	1.00
1042	IS Engineer-Journey	3,649	B	4,591	9.54	10.00
1043	IS Engineer-Senior	4,046	B	5,087	19.77	20.00
1044	IS Engineer-Principal	4,352	B	5,473	11.00	11.00
1051	IS Business Analyst-Assistant	2,543	B	3,199	1.00	1.00
1052	IS Business Analyst	2,945	B	3,705	5.77	6.00
1053	IS Business Analyst-Senior	3,409	B	4,289	5.54	6.00
1054	IS Business Analyst-Principal	3,948	B	4,965	13.31	14.00
1063	IS Programmer Analyst-Senior	3,089	B	3,890	1.00	1.00
1070	IS Project Director	4,352	B	5,473	12.00	12.00
1093	IT Operations Support Administrator III	2,758	B	3,353	7.00	7.00
1444	Secretary I	1,849	B	2,247	1.00	1.00
1446	Secretary II	2,140	B	2,602	1.00	1.00
1450	Executive Secretary I	2,332	B	2,835	1.00	1.00
1452	Executive Secretary II	2,564	B	3,117	1.00	1.00
1823	Senior Administrative Analyst	3,208	B	3,899	1.00	1.00
1842	Management Assistant	2,533	B	3,080	2.00	2.00
1844	Senior Management Assistant	2,902	B	3,527	1.00	1.00
3520	Museum Preparator	1,818	B	2,209	6.00	6.00
3522	Senior Museum Preparator	1,985	B	2,412	2.00	2.00
3542	Curator II	2,472	B	3,005	3.00	3.00
3544	Curator III	2,607	B	3,169	6.00	6.00

Annual Salary Ordinance 2015-2016 and 2016-2017

Budgeted Position Counts (FTE) by Department and Job Code

Job Code	Title	Low	Type	High	2015-2016 FTE	2016-2017 FTE
AIR AIRPORT COMMISSION						
Program:	BG4	CHIEF OPERATING OFFICER				
Subfund:	5A AAA AAA	SFIA-OPERATING-NON-PROJ-CONTROLLED FD				
3546	Curator IV	3,282	B	3,989	3.00	3.00
3554	Associate Museum Registrar	1,862	B	2,264	1.00	1.00
3556	Museum Registrar	2,166	B	2,632	3.00	3.00
3558	Senior Museum Registrar	2,607	B	3,169	2.00	2.00
3632	Librarian II	2,946	B	3,581	1.00	1.00
7308	Cable Splicer	3,295	B	4,006	2.77	3.00
TEMPM	Temporary - Miscellaneous	0.00	B	0.00	3.26	3.17
SubFund Total:					141.96	144.17
Program Total:					141.96	144.17
Program:	BG5	AIRPORT DIRECTOR				
Subfund:	5A AAA AAA	SFIA-OPERATING-NON-PROJ-CONTROLLED FD				
0114	Board/Commission Member, Group V	8,000	M	8,240	0.00	0.00
0922	Manager I	3,547	B	4,527	3.00	3.00
0931	Manager III	4,106	B	5,241	1.00	1.00
0932	Manager IV	4,407	B	5,624	1.00	1.00
0965	Department Head V	8,291	B	10,582	1.00	1.00
1231	EEO Programs Senior Specialist	3,557	B	4,323	1.00	1.00
1232	Training Officer	2,896	B	3,520	2.00	2.00
1404	Clerk	1,702	B	2,069	2.00	2.00
1406	Senior Clerk	1,765	B	2,145	2.00	2.00
1446	Secretary II	2,140	B	2,602	1.00	1.00
1452	Executive Secretary II	2,564	B	3,117	1.00	1.00
1454	Executive Secretary III	2,786	B	3,387	1.00	1.00
1844	Senior Management Assistant	2,902	B	3,527	1.00	1.00
8151	Claims Investigator, City Attorney's Off	3,304	B	4,017	1.00	1.00
TEMPM	Temporary - Miscellaneous	0.00	B	0.00	1.38	1.34
SubFund Total:					19.38	19.34
Program Total:					19.38	19.34
Program:	BG6	FACILITIES				
Subfund:	5A AAA AAA	SFIA-OPERATING-NON-PROJ-CONTROLLED FD				
0922	Manager I	3,547	B	4,527	2.00	2.00
0923	Manager II	3,807	B	4,859	3.00	3.00

Annual Salary Ordinance 2015-2016 and 2016-2017

Budgeted Position Counts (FTE) by Department and Job Code

Job Code	Title	Low	Type	High	2015-2016 FTE	2016-2017 FTE
AIR AIRPORT COMMISSION						
Program:	BG6	FACILITIES				
Subfund:	5A AAA AAA	SFIA-OPERATING-NON-PROJ-CONTROLLED FD				
0931	Manager III	4,106	B	5,241	1.00	1.00
0932	Manager IV	4,407	B	5,624	4.00	4.00
0933	Manager V	4,753	B	6,067	1.00	1.00
0942	Manager VII	5,460	B	6,968	1.00	1.00
1404	Clerk	1,702	B	2,069	1.00	1.00
1424	Clerk Typist	1,769	B	2,151	2.00	2.00
1426	Senior Clerk Typist	1,941	B	2,360	1.00	1.00
1444	Secretary I	1,849	B	2,247	3.00	3.00
1446	Secretary II	2,140	B	2,602	1.00	1.00
1450	Executive Secretary I	2,332	B	2,835	1.00	1.00
1842	Management Assistant	2,533	B	3,080	1.00	1.00
1920	Inventory Clerk	1,698	B	2,063	1.00	1.00
1929	Parts Storekeeper	2,094	B	2,545	2.00	2.00
1934	Storekeeper	1,862	B	2,264	1.00	1.00
1942	Assistant Materials Coordinator	3,132	B	3,807	1.00	1.00
2486	Chemist I/II	2,666	B	3,752	4.00	4.00
2488	Supervising Chemist	3,752	B	4,561	1.00	1.00
2618	Food Service Supervisor	1,994	B	2,424	2.00	2.00
2706	Housekeeper/Food Service Cleaner	1,565	B	1,899	49.00	49.00
2708	Custodian	1,778	B	2,161	421.54	422.00
2716	Custodial Assistant Supervisor	1,955	B	2,377	18.00	18.00
2718	Custodial Supervisor	2,156	B	2,621	12.00	12.00
2719	Janitorial Services Assistant Supervisor	2,337	B	2,841	6.00	6.00
3417	Gardener	2,079	B	2,527	16.54	17.00
3422	Park Section Supervisor	2,527	B	3,072	2.00	2.00
3424	Integrated Pest Mgmt Specialist	2,527	B	3,072	3.00	3.00
5130	Sewage Treatment Plant Superintendent	4,323	B	5,255	1.00	1.00
5266	Architectural Associate II	3,679	B	4,471	1.00	1.00
5303	Supervisor, Traffic And Street Signs	3,056	B	3,714	1.00	1.00
5640	Environmental Specialist	2,772	B	3,369	1.00	1.00
6115	Wastewater Control Inspector	3,027	B	3,679	1.00	1.00
6116	Supervising Wastewater Control Inspector	3,661	B	4,449	1.00	1.00

Annual Salary Ordinance 2015-2016 and 2016-2017

Budgeted Position Counts (FTE) by Department and Job Code

Job Code	Title	Low	Type	High	2015-2016 FTE	2016-2017 FTE
AIR AIRPORT COMMISSION						
Program:	BG6 FACILITIES					
Subfund:	5A AAA AAA SFIA-OPERATING-NON-PROJ-CONTROLLED FD					
6235	Heating And Ventilating Inspector	3,547	B	4,311	1.00	1.00
6242	Plumbing Inspector	3,547	B	4,311	2.00	2.00
6248	Electrical Inspector	3,547	B	4,311	2.00	2.00
6331	Building Inspector	3,547	B	4,311	3.00	3.00
7108	Heavy Equipment Operations Assistant Sup	3,282	B	3,989	1.00	1.00
7205	Chief Stationary Engineer	4,122	B	4,122	3.00	3.00
7208	Heavy Equipment Operations Supervisor	3,446	B	4,188	1.00	1.00
7213	Plumber Supervisor I	3,566	B	4,334	4.00	4.00
7215	General Laborer Supervisor I	2,226	B	2,706	7.00	7.00
7219	Maintenance Scheduler	2,388	B	2,902	2.00	2.00
7220	Asphalt Finisher Supervisor I	2,882	B	3,503	1.00	1.00
7226	Carpenter Supervisor I	3,359	B	4,082	3.00	3.00
7238	Electrician Supervisor I	3,460	B	4,206	4.00	4.00
7239	Plumber Supervisor II	3,931	B	4,779	1.00	1.00
7242	Painter Supervisor I	2,847	B	3,653	3.00	3.00
7247	Sheet Metal Worker Supervisor II	3,873	B	4,708	1.00	1.00
7248	Steamfitter Supervisor II	3,931	B	4,779	1.00	1.00
7252	Chief Stationary Engineer, Sewage Plant	4,543	B	4,543	2.00	2.00
7254	Automotive Machinist Supervisor I	4,121	B	4,121	1.00	1.00
7262	Maintenance Planner	4,289	B	4,289	1.00	1.00
7268	Window Cleaner Supervisor	2,640	B	3,208	1.00	1.00
7272	Carpenter Supervisor II	3,703	B	4,500	1.00	1.00
7278	Painter Supervisor II	3,155	B	3,836	1.00	1.00
7282	Street Repair Supervisor II	3,189	B	3,873	1.00	1.00
7287	Supervising Electronic Maintenance Techn	3,931	B	4,779	1.00	1.00
7306	Automotive Body And Fender Worker	3,132	B	3,132	1.00	1.00
7308	Cable Splicer	3,295	B	4,006	1.00	1.00
7313	Automotive Machinist	3,168	B	3,168	9.00	9.00
7315	Automotive Machinist Assistant Superviso	3,738	B	3,738	4.00	4.00
7318	Electronic Maintenance Technician	3,396	B	4,128	22.00	22.00

Annual Salary Ordinance 2015-2016 and 2016-2017

Budgeted Position Counts (FTE) by Department and Job Code

Job Code	Title	Low	Type	High	2015-2016 FTE	2016-2017 FTE
AIR AIRPORT COMMISSION						
Program:	BG6 FACILITIES					
Subfund:	5A AAA AAA SFIA-OPERATING-NON-PROJ-CONTROLLED FD					
7328	Operating Engineer, Universal	2,969	B	3,608	6.00	6.00
7329	Electronic Maint Technician Asst Sprv	3,668	B	4,458	2.00	2.00
7333	Apprentice Stationary Engineer	2,112	B	3,087	1.00	1.00
7334	Stationary Engineer	3,249	B	3,249	45.77	46.00
7335	Senior Stationary Engineer	3,682	B	3,682	7.00	7.00
7342	Locksmith	2,726	B	3,313	3.00	3.00
7344	Carpenter	2,726	B	3,313	17.00	17.00
7345	Electrician	3,064	B	3,724	28.00	28.00
7346	Painter	2,507	B	3,047	28.00	28.00
7347	Plumber	3,169	B	3,851	20.00	20.00
7348	Steamfitter	3,169	B	3,851	6.00	6.00
7349	Steamfitter Supervisor I	3,566	B	4,334	1.00	1.00
7355	Truck Driver	2,459	B	3,132	17.00	17.00
7360	Pipe Welder	3,169	B	3,851	1.00	1.00
7372	Stationary Engineer, Sewage Plant	3,583	B	3,583	19.77	20.00
7373	Senior Stationary Engineer, Sewage Plant	4,055	B	4,055	3.00	3.00
7375	Apprentice Stationary Engineer, Sewage P	2,329	B	3,404	1.00	1.00
7376	Sheet Metal Worker	3,189	B	3,873	13.00	13.00
7378	Tile Setter	2,507	B	3,047	1.00	1.00
7381	Automotive Mechanic	3,102	B	3,102	7.77	8.00
7392	Window Cleaner	2,401	B	2,918	17.54	18.00
7404	Asphalt Finisher	2,120	B	2,577	3.00	3.00
7410	Automotive Service Worker	2,069	B	2,514	5.00	5.00
7457	Sign Worker	2,130	B	2,589	5.00	5.00
7502	Asphalt Worker	2,048	B	2,490	1.00	1.00
7510	Lighting Fixture Maintenance Worker	1,773	B	2,156	9.00	9.00
7514	General Laborer	2,009	B	2,442	30.00	30.00
9240	Airport Electrician	3,378	B	4,106	19.00	19.00
9241	Airport Electrician Supervisor	3,668	B	4,458	2.77	3.00
9255	Airport Economic Planner	3,940	B	4,789	1.00	1.00
9345	Sheet Metal Supervisor I	3,566	B	4,334	3.00	3.00
TEMPM	Temporary - Miscellaneous	0.00	B	0.00	5.33	5.13

Annual Salary Ordinance 2015-2016 and 2016-2017

Budgeted Position Counts (FTE) by Department and Job Code

Job Code	Title	Low	Type	High	2015-2016 FTE	2016-2017 FTE
AIR AIRPORT COMMISSION						
Program:	BG6	FACILITIES				
Subfund:	5A AAA AAA	SFIA-OPERATING-NON-PROJ-CONTROLLED FD				
			SubFund Total:		984.03	986.13
			Program Total:		984.03	986.13
Program:	BG7	OPERATIONS AND SECURITY				
Subfund:	5A AAA AAA	SFIA-OPERATING-NON-PROJ-CONTROLLED FD				
0922	Manager I	3,547	B	4,527	2.00	2.00
0923	Manager II	3,807	B	4,859	23.00	23.00
0931	Manager III	4,106	B	5,241	3.00	3.00
0933	Manager V	4,753	B	6,067	4.00	4.00
0942	Manager VII	5,460	B	6,968	2.00	2.00
0955	Deputy Director V	6,187	B	7,896	1.00	1.00
1052	IS Business Analyst	2,945	B	3,705	1.00	1.00
1424	Clerk Typist	1,769	B	2,151	0.00	0.00
1444	Secretary I	1,849	B	2,247	1.00	1.00
1446	Secretary II	2,140	B	2,602	2.00	2.00
1450	Executive Secretary I	2,332	B	2,835	4.00	4.00
1452	Executive Secretary II	2,564	B	3,117	1.00	1.00
1706	Telephone Operator	1,690	B	2,053	4.00	4.00
1822	Administrative Analyst	2,752	B	3,346	1.00	1.00
1823	Senior Administrative Analyst	3,208	B	3,899	1.00	1.00
1824	Principal Administrative Analyst	3,714	B	4,514	2.00	2.00
1842	Management Assistant	2,533	B	3,080	3.00	3.00
1929	Parts Storekeeper	2,094	B	2,545	1.00	1.00
4321	Cashier II	1,895	B	2,303	0.00	0.00
5207	Associate Engineer	3,679	B	4,471	2.00	2.00
5261	Architectural Assistant II	2,758	B	3,353	1.00	1.00
5289	Transit Planner III	3,337	B	4,056	1.00	1.00
5290	Transit Planner IV	3,957	B	4,810	4.00	4.00
7362	Communications Systems Technician	3,547	B	4,311	2.00	2.00
7368	Senior Communications Systems Technician	4,106	B	4,991	1.00	1.00
8249	Fingerprint Technician I	1,955	B	2,377	0.00	0.00
9144	Investigator, Taxi and Accessible Servis	2,926	B	3,557	6.00	6.00
9202	Airport Communications Dispatcher	2,647	B	3,217	29.00	29.00

Annual Salary Ordinance 2015-2016 and 2016-2017

Budgeted Position Counts (FTE) by Department and Job Code

Job Code	Title	Low	Type	High	2015-2016 FTE	2016-2017 FTE
AIR	AIRPORT COMMISSION					
Program:	BG7	OPERATIONS AND SECURITY				
Subfund:	5A AAA AAA	SFIA-OPERATING-NON-PROJ-CONTROLLED FD				
9203	Senior Airport Communications Dispatcher	2,918	B	3,547	10.00	10.00
9204	Airport Communications Supervisor	3,138	B	3,815	2.00	2.00
9212	Airport Safety Officer	2,793	B	3,396	45.00	45.00
9220	Airport Operations Supervisor	3,282	B	3,989	12.77	13.00
9234	Airport Security ID Technician	1,941	B	2,360	15.00	15.00
9236	Airport Ground Transport Tech	1,941	B	2,360	7.00	7.00
9247	Airport Emergency Planning Coordinator	3,064	B	3,724	3.00	3.00
TEMPM	Temporary - Miscellaneous	0.00	B	0.00	1.11	1.06
				SubFund Total:	197.88	198.06
				Program Total:	197.88	198.06
Program:	BG8	BUREAU OF DESIGN AND CONSTRUCTION				
Subfund:	5A AAA AAA	SFIA-OPERATING-NON-PROJ-CONTROLLED FD				
0932	Manager IV	4,407	B	5,624	1.00	1.00
0955	Deputy Director V	6,187	B	7,896	1.00	1.00
1033	IS Trainer-Senior	3,353	B	4,075	1.00	1.00
1043	IS Engineer-Senior	4,046	B	5,087	1.00	1.00
1053	IS Business Analyst-Senior	3,409	B	4,289	1.00	1.00
5207	Associate Engineer	3,679	B	4,471	42.31	43.00
5209	Industrial Engineer	3,679	B	4,471	1.00	1.00
5211	Engineer/Architect/Landscape Architect S	4,929	B	5,991	7.00	7.00
5212	Engineer/Architect Principal	5,722	B	6,955	1.00	1.00
5216	Chief Surveyor	3,978	B	4,835	1.00	1.00
5241	Engineer	4,258	B	5,176	19.08	20.00
5261	Architectural Assistant II	2,758	B	3,353	5.77	6.00
5265	Architectural Associate I	3,162	B	3,844	3.00	3.00
5266	Architectural Associate II	3,679	B	4,471	8.77	9.00
5268	Architect	4,258	B	5,176	1.00	1.00
5272	Landscape Architectural Associate 2	3,679	B	4,471	2.00	2.00
5305	Materials Testing Technician	2,337	B	2,841	4.00	4.00
5312	Survey Assistant II	2,666	B	3,241	3.00	3.00
5314	Survey Associate	3,072	B	3,734	3.00	3.00

Annual Salary Ordinance 2015-2016 and 2016-2017

Budgeted Position Counts (FTE) by Department and Job Code

Job Code	Title	Low	Type	High	2015-2016 FTE	2016-2017 FTE
AIR AIRPORT COMMISSION						
Program:	BG8	BUREAU OF DESIGN AND CONSTRUCTION				
Subfund:	5A AAA AAA	SFIA-OPERATING-NON-PROJ-CONTROLLED FD				
5362	Engineering Assistant	2,360	B	2,868	2.00	2.00
5364	Engineering Associate I	2,614	B	3,178	5.00	5.00
5366	Engineering Associate II	3,027	B	3,679	8.00	8.00
5504	Project Manager II	5,550	B	5,550	1.00	1.00
5506	Project Manager III	6,737	B	6,737	3.77	4.00
5508	Project Manager IV	7,514	B	7,514	2.00	2.00
6317	Assistant Construction Inspector	2,627	B	3,193	1.00	1.00
6318	Construction Inspector	3,194	B	3,881	10.54	11.00
6319	Senior Construction Inspector	3,520	B	4,278	3.00	3.00
7316	Water Service Inspector	3,199	B	3,888	1.00	1.00
7317	Senior Water Service Inspector	3,703	B	4,500	1.00	1.00
TEMPM	Temporary - Miscellaneous	0.00	B	0.00	3.09	2.99
SubFund Total:					148.33	150.99
Subfund:	5A AAA OHF	OVERHEAD FUND				
0955	Deputy Director V	6,187	B	7,896	1.00	1.00
1070	IS Project Director	4,352	B	5,473	1.00	1.00
1406	Senior Clerk	1,765	B	2,145	1.00	1.00
1424	Clerk Typist	1,769	B	2,151	1.00	1.00
1426	Senior Clerk Typist	1,941	B	2,360	1.00	1.00
1444	Secretary I	1,849	B	2,247	1.00	1.00
1452	Executive Secretary II	2,564	B	3,117	1.00	1.00
1820	Junior Administrative Analyst	2,094	B	2,545	2.00	2.00
1822	Administrative Analyst	2,752	B	3,346	1.00	1.00
1823	Senior Administrative Analyst	3,208	B	3,899	2.00	2.00
1824	Principal Administrative Analyst	3,714	B	4,514	2.00	2.00
5174	Administrative Engineer	4,581	B	5,569	2.00	2.00
5211	Engineer/Architect/Landscape Architect S	4,929	B	5,991	5.00	5.00
5212	Engineer/Architect Principal	5,722	B	6,955	3.00	3.00
5241	Engineer	4,258	B	5,176	2.00	2.00
5362	Engineering Assistant	2,360	B	2,868	1.00	1.00
5504	Project Manager II	5,550	B	5,550	1.00	1.00
5508	Project Manager IV	7,514	B	7,514	1.00	1.00
6318	Construction Inspector	3,194	B	3,881	1.00	1.00

Annual Salary Ordinance 2015-2016 and 2016-2017

Budgeted Position Counts (FTE) by Department and Job Code

Job Code	Title	Low	Type	High	2015-2016 FTE	2016-2017 FTE
AIR AIRPORT COMMISSION						
Program:	BG8	BUREAU OF DESIGN AND CONSTRUCTION				
Subfund:	5A AAA OHF	OVERHEAD FUND				
TEMPM	Temporary - Miscellaneous	0.00	B	0.00	2.81	2.72
SubFund Total:					32.81	32.72
Program Total:					181.14	183.71
Program:	BG9	PLANNING DIVISION				
Subfund:	5A AAA AAA	SFIA-OPERATING-NON-PROJ-CONTROLLED FD				
0922	Manager I	3,547	B	4,527	1.00	1.00
0931	Manager III	4,106	B	5,241	1.00	1.00
0942	Manager VII	5,460	B	6,968	1.00	1.00
1446	Secretary II	2,140	B	2,602	1.00	1.00
1450	Executive Secretary I	2,332	B	2,835	1.00	1.00
2483	Biologist I/II	2,666	B	3,752	1.00	1.00
5264	Airport Noise Abatement Specialist	2,577	B	3,132	3.00	3.00
5271	Senior Airport Noise Abatement Specialis	2,806	B	3,410	1.00	1.00
5278	Planner II	2,813	B	3,418	3.00	3.00
5283	Planner V	4,695	B	5,707	2.00	2.00
5293	Planner IV	3,957	B	4,810	1.00	1.00
5298	Planner III-Environmental Review	3,337	B	4,056	1.00	1.00
5299	Planner IV-Environmental Review	3,957	B	4,810	1.00	1.00
SubFund Total:					18.00	18.00
Program Total:					18.00	18.00
Program:	BGQ	FIRE AIRPORT BUREAU NON-PERSONNEL COST				
Subfund:	5A AAA AAA	SFIA-OPERATING-NON-PROJ-CONTROLLED FD				
1450	Executive Secretary I	2,332	B	2,835	1.00	1.00
SubFund Total:					1.00	1.00
Program Total:					1.00	1.00
Program:	BGR	POLICE AIRPORT BUREAU NON-PERSONNEL COST				
Subfund:	5A AAA AAA	SFIA-OPERATING-NON-PROJ-CONTROLLED FD				
9255	Airport Economic Planner	3,940	B	4,789	1.00	1.00
SubFund Total:					1.00	1.00
Program Total:					1.00	1.00
AIR Department Total:					1,753.32	1,760.23

Annual Salary Ordinance 2015-2016 and 2016-2017

Budgeted Position Counts (FTE) by Department and Job Code

Job Code	Title	Low	Type	High	2015-2016 FTE	2016-2017 FTE
ART ARTS COMMISSION						
Program:	EEJ	ART COMMISSION-ADMINISTRATION				
Subfund:	1G AGF AAA	GF-NON-PROJECT-CONTROLLED				
0932	Manager IV	4,407	B	5,624	0.50	0.50
0951	Deputy Director I	3,547	B	4,527	1.00	1.00
0961	Department Head I	4,407	B	5,624	1.00	1.00
1220	Payroll Clerk	2,178	B	2,647	0.00	0.00
1314	Public Relations Officer	3,027	B	3,679	1.00	1.00
1452	Executive Secretary II	2,564	B	3,117	1.00	1.00
1630	Account Clerk	1,827	B	2,221	1.00	1.00
1632	Senior Account Clerk	2,115	B	2,571	1.00	1.00
1654	Accountant III	3,087	B	3,752	1.00	1.00
1822	Administrative Analyst	2,752	B	3,346	1.00	1.00
1840	Junior Management Assistant	2,230	B	2,711	1.00	1.00
1842	Management Assistant	2,533	B	3,080	1.00	1.00
1844	Senior Management Assistant	2,902	B	3,527	1.00	1.00
TEMPM	Temporary - Miscellaneous	0.00	B	0.00	0.55	0.54
SubFund Total:					12.05	12.04
Program Total:					12.05	12.04
Program:	EEM	STREET ARTISTS				
Subfund:	2S CRF ACB	ARTS COM-STREET ARTIST PROGRAM FUND				
1842	Management Assistant	2,533	B	3,080	1.00	1.00
3549	Arts Program Assistant	2,230	B	2,711	1.00	1.00
SubFund Total:					2.00	2.00
Program Total:					2.00	2.00
Program:	EEN	PUBLIC ART				
Subfund:	1G AGF WOF	GENERAL FUND WORK ORDER FUND				
1824	Principal Administrative Analyst	3,714	B	4,514	0.90	0.90
1842	Management Assistant	2,533	B	3,080	3.00	3.00
1844	Senior Management Assistant	2,902	B	3,527	1.30	1.30
3549	Arts Program Assistant	2,230	B	2,711	2.27	2.50
SubFund Total:					7.47	7.70
Program Total:					7.47	7.70
Program:	EEP	CULTURAL EQUITY				
Subfund:	1G AGF ACP	GF-CONTINUING PROJECTS				
1824	Principal Administrative Analyst	3,714	B	4,514	0.00	0.00

Annual Salary Ordinance 2015-2016 and 2016-2017

Budgeted Position Counts (FTE) by Department and Job Code

Job Code	Title	Low	Type	High	2015-2016 FTE	2016-2017 FTE
ART ARTS COMMISSION						
Program: EEP CULTURAL EQUITY						
Subfund: 1G AGF ACP GF-CONTINUING PROJECTS						
1842	Management Assistant	2,533	B	3,080	0.00	0.00
3549	Arts Program Assistant	2,230	B	2,711	0.00	0.00
SubFund Total:					0.00	0.00
Program Total:					0.00	0.00
Program: EER CIVIC COLLECTION						
Subfund: 1G AGF AAP GF-ANNUAL PROJECT						
1842	Management Assistant	2,533	B	3,080	0.70	0.70
1844	Senior Management Assistant	2,902	B	3,527	1.00	1.00
3549	Arts Program Assistant	2,230	B	2,711	0.50	0.50
SubFund Total:					2.20	2.20
Subfund: 1G AGF WOF GENERAL FUND WORK ORDER FUND						
1824	Principal Administrative Analyst	3,714	B	4,514	0.10	0.10
SubFund Total:					0.10	0.10
Program Total:					2.30	2.30
Program: EES GALLERY						
Subfund: 1G AGF AAP GF-ANNUAL PROJECT						
3541	Curator I	2,023	B	2,459	0.50	0.50
3542	Curator II	2,472	B	3,005	1.00	1.00
3544	Curator III	2,607	B	3,169	1.00	1.00
SubFund Total:					2.50	2.50
Program Total:					2.50	2.50
Program: EET CIVIC DESIGN						
Subfund: 2S CRF ACA ARTS COM-PUBLIC ARTS FUND						
0932	Manager IV	4,407	B	5,624	0.50	0.50
SubFund Total:					0.50	0.50
Program Total:					0.50	0.50
Program: EEV EDUCATIONAL PROGRAMS						
Subfund: 1G AGF WOF GENERAL FUND WORK ORDER FUND						
1842	Management Assistant	2,533	B	3,080	1.00	1.00
3549	Arts Program Assistant	2,230	B	2,711	1.00	1.00
SubFund Total:					2.00	2.00
Subfund: 2S CRF ACA ARTS COM-PUBLIC ARTS FUND						

Annual Salary Ordinance 2015-2016 and 2016-2017

Budgeted Position Counts (FTE) by Department and Job Code

Job Code	Title	Low	Type	High	2015-2016 FTE	2016-2017 FTE
ART ARTS COMMISSION						
Program:	EEV	EDUCATIONAL PROGRAMS				
Subfund:	2S CRF ACA	ARTS COM-PUBLIC ARTS FUND				
1842	Management Assistant	2,533	B	3,080	0.00	0.00
3549	Arts Program Assistant	2,230	B	2,711	0.50	0.50
SubFund Total:					0.50	0.50
Program Total:					2.50	2.50
Program:	EEX	COMMUNITY ARTS & EDUCATION-GENERAL ADMIN				
Subfund:	1G AGF AAA	GF-NON-PROJECT-CONTROLLED				
1824	Principal Administrative Analyst	3,714	B	4,514	0.00	0.00
1842	Management Assistant	2,533	B	3,080	0.00	0.00
3549	Arts Program Assistant	2,230	B	2,711	0.00	0.00
SubFund Total:					0.00	0.00
Program Total:					0.00	0.00
Program:	EEX	COMMUNITY INVESTMENTS				
Subfund:	1G AGF ACP	GF-CONTINUING PROJECTS				
1824	Principal Administrative Analyst	3,714	B	4,514	2.00	2.00
1842	Management Assistant	2,533	B	3,080	3.00	3.00
3549	Arts Program Assistant	2,230	B	2,711	2.50	2.50
SubFund Total:					7.50	7.50
Program Total:					7.50	7.50
ART Department Total:					36.82	37.04

Annual Salary Ordinance 2015-2016 and 2016-2017

Budgeted Position Counts (FTE) by Department and Job Code

Job Code	Title	Low	Type	High	2015-2016 FTE	2016-2017 FTE
ASR ASSESSOR / RECORDER						
Program:	FCG RECORDER					
Subfund:	2S GSF SAF STATE AUTHORIZED SPECIAL REV FUND					
1093	IT Operations Support Administrator III	2,758	B	3,353	1.00	1.00
1752	Senior Microphoto/Imaging Technician	1,985	B	2,412	3.00	3.00
4214	Assessor-Recorder Office Specialist	2,028	B	2,466	6.00	6.00
TEMPM	Temporary - Miscellaneous	0.00	B	0.00	0.00	0.00
				SubFund Total:	10.00	10.00
				Program Total:	10.00	10.00
Program:	FDJ REAL PROPERTY					
Subfund:	1G AGF AAA GF-NON-PROJECT-CONTROLLED					
0923	Manager II	3,807	B	4,859	2.00	2.00
0932	Manager IV	4,407	B	5,624	1.00	1.00
1042	IS Engineer-Journey	3,649	B	4,591	1.00	1.00
1053	IS Business Analyst-Senior	3,409	B	4,289	1.00	1.00
1820	Junior Administrative Analyst	2,094	B	2,545	1.54	2.00
1822	Administrative Analyst	2,752	B	3,346	1.00	1.00
4213	Assessor-Recorder Office Assistant	1,827	B	2,221	6.00	6.00
4215	Assessor-Recorder Senior Office Speciali	2,242	B	2,862	0.77	1.00
4260	Real Property Appraiser Trainee	2,058	B	2,502	2.31	3.00
4261	Real Property Appraiser	2,732	B	3,320	29.00	29.00
4265	Senior Real Property Appraiser	3,162	B	3,844	14.00	14.00
4267	Principal Real Property Appraiser	3,661	B	4,449	5.25	5.25
5364	Engineering Associate I	2,614	B	3,178	1.00	1.00
5366	Engineering Associate II	3,027	B	3,679	1.00	1.00
TEMPM	Temporary - Miscellaneous	0.00	B	0.00	2.42	2.35
				SubFund Total:	69.29	70.60
Subfund:	1G AGF ACP GF-CONTINUING PROJECTS					
0931	Manager III	4,106	B	5,241	0.77	1.00
1043	IS Engineer-Senior	4,046	B	5,087	0.77	1.00
1052	IS Business Analyst	2,945	B	3,705	1.54	2.00
1054	IS Business Analyst-Principal	3,948	B	4,965	1.00	1.00
1063	IS Programmer Analyst-Senior	3,089	B	3,890	0.00	0.00
1064	IS Programmer Analyst-Principal	3,597	B	4,526	0.00	0.00
1070	IS Project Director	4,352	B	5,473	0.00	0.00

Annual Salary Ordinance 2015-2016 and 2016-2017

Budgeted Position Counts (FTE) by Department and Job Code

Job Code	Title	Low	Type	High	2015-2016 FTE	2016-2017 FTE
ASR ASSESSOR / RECORDER						
Program:	FDJ REAL PROPERTY					
Subfund:	1G AGF ACP GF-CONTINUING PROJECTS					
1822	Administrative Analyst	2,752	B	3,346	0.00	0.00
SubFund Total:					4.08	5.00
Subfund:	1G AGF WOF GENERAL FUND WORK ORDER FUND					
1820	Junior Administrative Analyst	2,094	B	2,545	1.00	1.00
4213	Assessor-Recorder Office Assistant	1,827	B	2,221	1.00	1.00
4215	Assessor-Recorder Senior Office Speciali	2,242	B	2,862	1.00	1.00
4260	Real Property Appraiser Trainee	2,058	B	2,502	0.00	0.00
4261	Real Property Appraiser	2,732	B	3,320	5.00	5.00
4265	Senior Real Property Appraiser	3,162	B	3,844	2.00	2.00
4267	Principal Real Property Appraiser	3,661	B	4,449	0.75	0.75
SubFund Total:					10.75	10.75
Subfund:	2S GSF GNC GRANTS; NON-PROJECT; CONTINUING					
4214	Assessor-Recorder Office Specialist	2,028	B	2,466	2.00	2.00
4215	Assessor-Recorder Senior Office Speciali	2,242	B	2,862	1.00	1.00
4261	Real Property Appraiser	2,732	B	3,320	2.00	2.00
SubFund Total:					5.00	5.00
Program Total:					89.12	91.35
Program:	FDK PERSONAL PROPERTY					
Subfund:	1G AGF AAA GF-NON-PROJECT-CONTROLLED					
0923	Manager II	3,807	B	4,859	1.00	1.00
0932	Manager IV	4,407	B	5,624	0.00	0.00
4213	Assessor-Recorder Office Assistant	1,827	B	2,221	2.00	2.00
4214	Assessor-Recorder Office Specialist	2,028	B	2,466	2.00	2.00
4215	Assessor-Recorder Senior Office Speciali	2,242	B	2,862	2.00	2.00
4220	Personal Property Auditor	2,732	B	3,320	8.00	8.00
4222	Senior Personal Property Auditor	3,162	B	3,844	7.00	7.00
4224	Principal Personal Property Auditor	3,661	B	4,449	2.00	2.00
TEMPM	Temporary - Miscellaneous	0.00	B	0.00	1.33	1.29
SubFund Total:					25.33	25.29
Program Total:					25.33	25.29
Program:	FDL TECHNICAL SERVICES					

Annual Salary Ordinance 2015-2016 and 2016-2017

Budgeted Position Counts (FTE) by Department and Job Code

Job Code	Title	Low	Type	High	2015-2016 FTE	2016-2017 FTE
ASR ASSESSOR / RECORDER						
Program:	FDL TECHNICAL SERVICES					
Subfund:	1G AGF AAA GF-NON-PROJECT-CONTROLLED					
0922	Manager I	3,547	B	4,527	2.00	2.00
0952	Deputy Director II	4,106	B	5,241	1.00	1.00
0953	Deputy Director III	5,101	B	6,510	1.00	1.00
1042	IS Engineer-Journey	3,649	B	4,591	1.00	1.00
1071	IS Manager	4,568	B	6,507	1.00	1.00
1092	IT Operations Support Administrator II	2,269	B	2,758	1.00	1.00
1203	Personnel Technician	2,297	B	2,793	0.00	0.00
1220	Payroll Clerk	2,178	B	2,647	1.00	1.00
1241	Personnel Analyst	2,372	B	3,491	1.77	2.00
1244	Senior Personnel Analyst	3,353	B	4,075	1.00	1.00
1406	Senior Clerk	1,765	B	2,145	2.00	2.00
1630	Account Clerk	1,827	B	2,221	1.00	1.00
1632	Senior Account Clerk	2,115	B	2,571	1.00	1.00
1654	Accountant III	3,087	B	3,752	1.00	1.00
1822	Administrative Analyst	2,752	B	3,346	1.00	1.00
1823	Senior Administrative Analyst	3,208	B	3,899	3.00	3.00
1824	Principal Administrative Analyst	3,714	B	4,514	1.00	1.00
1825	Principal Administrative Analyst II	4,067	B	4,943	1.00	1.00
1842	Management Assistant	2,533	B	3,080	2.00	2.00
4202	Assessment Clerk	1,827	B	2,221	1.00	1.00
4213	Assessor-Recorder Office Assistant	1,827	B	2,221	3.00	3.00
4214	Assessor-Recorder Office Specialist	2,028	B	2,466	5.00	5.00
4215	Assessor-Recorder Senior Office Speciali	2,242	B	2,862	15.00	15.00
4267	Principal Real Property Appraiser	3,661	B	4,449	1.00	1.00
4290	Assessor	7,007	B	7,007	1.00	1.00
TEMPM	Temporary - Miscellaneous	0.00	B	0.00	0.56	0.54
SubFund Total:					50.33	50.54
Subfund:	1G AGF ACP GF-CONTINUING PROJECTS					
4205	Senior Assessment Services Office Specia	2,069	B	2,591	0.00	0.00
4213	Assessor-Recorder Office Assistant	1,827	B	2,221	1.00	0.00
4261	Real Property Appraiser	2,732	B	3,320	5.00	1.00
4265	Senior Real Property Appraiser	3,162	B	3,844	1.00	1.00

Annual Salary Ordinance 2015-2016 and 2016-2017

Budgeted Position Counts (FTE) by Department and Job Code

Job Code	Title	Low	Type	High	2015-2016 FTE	2016-2017 FTE
ASR ASSESSOR / RECORDER						
Program:	FDL	TECHNICAL SERVICES				
Subfund:	1G AGF ACP	GF-CONTINUING PROJECTS				
4267	Principal Real Property Appraiser	3,661	B	4,449	1.00	0.00
SubFund Total:					8.00	2.00
Program Total:					58.33	52.54
Program:	FEH	TRANSFER TAX				
Subfund:	1G AGF AAA	GF-NON-PROJECT-CONTROLLED				
0923	Manager II	3,807	B	4,859	1.00	1.00
0931	Manager III	4,106	B	5,241	0.77	1.00
1822	Administrative Analyst	2,752	B	3,346	1.00	1.00
4215	Assessor-Recorder Senior Office Speciali	2,242	B	2,862	7.00	7.00
SubFund Total:					9.77	10.00
Subfund:	1G AGF ACP	GF-CONTINUING PROJECTS				
1054	IS Business Analyst-Principal	3,948	B	4,965	0.00	0.00
SubFund Total:					0.00	0.00
Program Total:					9.77	10.00
ASR Department Total:					192.55	189.18

Annual Salary Ordinance 2015-2016 and 2016-2017

Budgeted Position Counts (FTE) by Department and Job Code

Job Code	Title	Low	Type	High	2015-2016 FTE	2016-2017 FTE
BOS BOARD OF SUPERVISORS						
Program:	FAA BOARD OF SUPERVISOR					
Subfund:	1G AGF AAA GF-NON-PROJECT-CONTROLLED					
0720	Member, Board Of Supervisors	4,264	B	4,264	11.00	11.00
1835	Legislative Assistant	3,179	B	3,862	33.00	33.00
TEMPM	Temporary - Miscellaneous	0.00	B	0.00	0.60	0.58
				SubFund Total:	44.60	44.58
				Program Total:	44.60	44.58
Program:	FAE CLERK OF THE BOARD					
Subfund:	1G AGF AAA GF-NON-PROJECT-CONTROLLED					
0114	Board/Commission Member, Group V	8,000	M	8,240	0.00	0.00
0115	Board/Commission Member, Group VI	8,000	D	8,240	0.00	0.00
0922	Manager I	3,547	B	4,527	1.00	1.00
0952	Deputy Director II	4,106	B	5,241	3.00	3.00
0963	Department Head III	5,809	B	7,414	1.00	1.00
1022	IS Administrator II	2,758	B	3,353	1.00	1.00
1053	IS Business Analyst-Senior	3,409	B	4,289	1.00	1.00
1093	IT Operations Support Administrator III	2,758	B	3,353	1.00	1.00
1244	Senior Personnel Analyst	3,353	B	4,075	1.00	1.00
1406	Senior Clerk	1,765	B	2,145	3.00	2.00
1424	Clerk Typist	1,769	B	2,151	1.00	1.00
1426	Senior Clerk Typist	1,941	B	2,360	3.00	3.00
1454	Executive Secretary III	2,786	B	3,387	3.00	3.00
1492	Assistant Clerk, Board Of Supervisors	3,194	B	3,881	5.50	5.50
1654	Accountant III	3,087	B	3,752	1.00	1.00
1823	Senior Administrative Analyst	3,208	B	3,899	1.00	1.00
8118	Legislation Clerk	2,577	B	3,132	2.00	2.00
TEMPM	Temporary - Miscellaneous	0.00	B	0.00	0.39	0.38
				SubFund Total:	28.89	27.88
				Program Total:	28.89	27.88
Program:	FAL CHILDREN'S BASELINE					
Subfund:	1G AGF AAA GF-NON-PROJECT-CONTROLLED					
0114	Board/Commission Member, Group V	8,000	M	8,240	0.00	0.00
1130	Youth Commission Advisor	2,094	B	2,545	1.00	1.00
1362	Special Assistant III	1,796	B	2,183	2.00	2.00

Annual Salary Ordinance 2015-2016 and 2016-2017

Budgeted Position Counts (FTE) by Department and Job Code

Job Code	Title	Low	Type	High	2015-2016 FTE	2016-2017 FTE
BOS BOARD OF SUPERVISORS						
Program:	FAL	CHILDREN'S BASELINE				
Subfund:	1G AGF AAA	GF-NON-PROJECT-CONTROLLED				
				SubFund Total:	3.00	3.00
				Program Total:	3.00	3.00
Program:	FAT	LOCAL AGENCY FORMATION				
Subfund:	1G AGF ACP	GF-CONTINUING PROJECTS				
0114	Board/Commission Member, Group V	8,000	M	8,240	0.00	0.00
0115	Board/Commission Member, Group VI	8,000	D	8,240	0.00	0.00
1492	Assistant Clerk, Board Of Supervisors	3,194	B	3,881	0.50	0.50
9770	Community Development Assistant	2,074	B	2,521	1.00	1.00
9775	Senior Community Devl Specialist II	3,581	B	4,352	1.00	1.00
				SubFund Total:	2.50	2.50
				Program Total:	2.50	2.50
				BOS Department Total:	78.99	77.96

Annual Salary Ordinance 2015-2016 and 2016-2017

Budgeted Position Counts (FTE) by Department and Job Code

Job Code	Title	Low	Type	High	2015-2016 FTE	2016-2017 FTE
CAT CITY ATTORNEY						
Program:	FA2 CLAIMS					
Subfund:	1G AGF AAA GF-NON-PROJECT-CONTROLLED					
0922	Manager I	3,547	B	4,527	1.00	1.00
0932	Manager IV	4,407	B	5,624	1.00	1.00
0941	Manager VI	5,101	B	6,510	0.00	0.00
1406	Senior Clerk	1,765	B	2,145	2.00	2.00
1424	Clerk Typist	1,769	B	2,151	0.00	0.00
1426	Senior Clerk Typist	1,941	B	2,360	1.00	1.00
1458	Legal Secretary I	2,483	B	3,018	1.00	1.00
1474	Claims Process Clerk	2,009	B	2,442	1.00	1.00
1632	Senior Account Clerk	2,115	B	2,571	2.00	2.00
8151	Claims Investigator, City Attorney's Off	3,304	B	4,017	18.50	18.50
8152	Senior Claims Investigator, City Attorne	3,643	B	4,428	6.00	6.00
8153	Principal Claims Investigator, City Atto	3,606	B	4,514	0.00	0.00
8177	Attorney (Civil/Criminal)	4,021	B	7,044	1.00	1.00
9155	Claims Investigator	3,320	B	4,036	6.00	6.00
9156	Senior Claims Investigator	3,661	B	4,449	1.00	1.00
9157	Claims Adjuster	3,661	B	4,449	6.00	6.00
				SubFund Total:	47.50	47.50
				Program Total:	47.50	47.50
Program:	FC2 LEGAL SERVICE					
Subfund:	1G AGF AAA GF-NON-PROJECT-CONTROLLED					
0931	Manager III	4,106	B	5,241	3.00	3.00
0932	Manager IV	4,407	B	5,624	1.00	1.00
1022	IS Administrator II	2,758	B	3,353	0.00	0.00
1023	IS Administrator III	3,353	B	4,075	0.00	0.00
1024	IS Administrator-Supervisor	3,608	B	4,385	0.00	0.00
1032	IS Trainer-Journey	2,758	B	3,353	1.00	1.00
1041	IS Engineer-Assistant	3,296	B	4,144	1.00	1.00
1043	IS Engineer-Senior	4,046	B	5,087	1.00	1.00
1071	IS Manager	4,568	B	6,507	1.00	1.00
1093	IT Operations Support Administrator III	2,758	B	3,353	1.00	1.00
1094	IT Operations Support Administrator	3,353	B	4,075	1.00	1.00

Annual Salary Ordinance 2015-2016 and 2016-2017

Budgeted Position Counts (FTE) by Department and Job Code

Job Code	Title	Low	Type	High	2015-2016 FTE	2016-2017 FTE
CAT	CITY ATTORNEY					
Program:	FC2			LEGAL SERVICE		
Subfund:	1G AGF AAA			GF-NON-PROJECT-CONTROLLED		
	IV					
1095	IT Operations Support Administrator V	3,608	B	4,385	1.00	1.00
1222	Senior Payroll And Personnel Clerk	2,388	B	2,902	1.00	1.00
1406	Senior Clerk	1,765	B	2,145	1.00	1.00
1408	Principal Clerk	2,332	B	2,835	1.00	1.00
1424	Clerk Typist	1,769	B	2,151	3.00	3.00
1426	Senior Clerk Typist	1,941	B	2,360	1.00	1.00
1458	Legal Secretary I	2,483	B	3,018	38.50	38.50
1460	Legal Secretary II	2,672	B	3,248	12.00	12.00
1522	Confidential Secretary To City Attorney	2,983	B	3,626	1.00	1.00
1632	Senior Account Clerk	2,115	B	2,571	3.00	3.00
1634	Principal Account Clerk	2,388	B	2,902	1.00	1.00
1654	Accountant III	3,087	B	3,752	1.00	1.00
1824	Principal Administrative Analyst	3,714	B	4,514	1.00	1.00
1840	Junior Management Assistant	2,230	B	2,711	1.00	1.00
3616	Library Technical Assistant I	2,287	B	2,779	1.00	1.00
8113	Court Clerk	2,806	B	3,410	1.00	1.00
8151	Claims Investigator, City Attorney's Off	3,304	B	4,017	13.10	13.10
8169	Legislative Assistant, City Attorney's O	2,502	B	3,041	0.00	0.00
8173	Legal Assistant	2,627	B	3,193	3.00	3.00
8177	Attorney (Civil/Criminal)	4,021	B	7,044	128.00	128.00
8181	Assistant Chief Attorney I	6,542	B	7,952	17.00	17.00
8182	Head Attorney, Civil And Criminal	6,231	B	7,574	16.00	16.00
8183	Assistant Chief Attorney II	6,870	B	8,350	4.00	4.00
8193	Chief Attorney I (Civil & Criminal)	6,936	B	8,430	2.00	2.00
8197	City Attorney	9,024	B	9,024	1.00	1.00
AB44	Confidential Chief Attorney II, (Civil &	7,178	B	8,725	3.00	3.00
TEMPM	Temporary - Miscellaneous	0.00	B	0.00	2.21	2.15
				SubFund Total:	267.81	267.75
Subfund:	2S PPF CAF			CITY ATTORNEY-SPECIAL REVENUE FUND		
0931	Manager III	4,106	B	5,241	1.00	1.00
1458	Legal Secretary I	2,483	B	3,018	2.00	2.00

Annual Salary Ordinance 2015-2016 and 2016-2017

Budgeted Position Counts (FTE) by Department and Job Code

Job Code	Title	Low	Type	High	2015-2016 FTE	2016-2017 FTE
CAT CITY ATTORNEY						
Program:	FC2	LEGAL SERVICE				
Subfund:	2S PPF CAF	CITY ATTORNEY-SPECIAL REVENUE FUND				
8169	Legislative Assistant, City Attorney's O	2,502	B	3,041	0.00	0.00
8173	Legal Assistant	2,627	B	3,193	3.00	3.00
8177	Attorney (Civil/Criminal)	4,021	B	7,044	8.00	8.00
SubFund Total:					14.00	14.00
Program Total:					281.81	281.75
CAT Department Total:					329.31	329.25

Annual Salary Ordinance 2015-2016 and 2016-2017

Budgeted Position Counts (FTE) by Department and Job Code

Job Code	Title	Low	Type	High	2015-2016 FTE	2016-2017 FTE
CFC CHILDREN AND FAMILIES COMMISSION						
Program:	CFC CHILDREN AND FAMILIES FUND					
Subfund:	2S CFC ACP CFC-CONTINUING PROJECTS					
0961	Department Head I	4,407	B	5,624	1.00	1.00
1844	Senior Management Assistant	2,902	B	3,527	1.00	1.00
9770	Community Development Assistant	2,074	B	2,521	1.00	1.00
9772	Community Development Specialist	2,607	B	3,169	2.00	0.00
9774	Senior Community Devl Specialist I	3,018	B	3,668	4.00	3.00
9775	Senior Community Devl Specialist II	3,581	B	4,352	2.00	1.00
TEMPM	Temporary - Miscellaneous	0.00	B	0.00	0.50	0.00
SubFund Total:					11.50	7.00
Subfund:	2S CFC GPC GRANTS; PROJECT; CONTINUING					
1822	Administrative Analyst	2,752	B	3,346	1.00	0.00
9770	Community Development Assistant	2,074	B	2,521	1.00	1.00
9772	Community Development Specialist	2,607	B	3,169	1.00	2.00
9774	Senior Community Devl Specialist I	3,018	B	3,668	1.00	2.00
9775	Senior Community Devl Specialist II	3,581	B	4,352	0.00	1.00
SubFund Total:					4.00	6.00
Program Total:					15.50	13.00
CFC Department Total:					15.50	13.00

Annual Salary Ordinance 2015-2016 and 2016-2017

Budgeted Position Counts (FTE) by Department and Job Code

Job Code	Title	Low	Type	High	2015-2016 FTE	2016-2017 FTE
CHF CHILDREN; YOUTH & THEIR FAMILIES						
Program:	CAQ	CHILDREN'S SVCS - NON - CHILDREN'S FUND				
Subfund:	2S CHF GNC	GRANTS; NON-PROJECT; CONTINUING				
1822	Administrative Analyst	2,752	B	3,346	0.00	0.00
1823	Senior Administrative Analyst	3,208	B	3,899	1.00	0.00
1824	Principal Administrative Analyst	3,714	B	4,514	1.00	0.00
1840	Junior Management Assistant	2,230	B	2,711	1.00	1.00
9774	Senior Community Devl Specialist I	3,018	B	3,668	0.60	0.60
TEMPM	Temporary - Miscellaneous	0.00	B	0.00	0.37	0.36
SubFund Total:					3.97	1.96
Program Total:					3.97	1.96
Program:	CBI	CHILDREN'S FUND PROGRAMS				
Subfund:	2S CHF NPR	CHILDREN'S FUND-NON PROJECT				
0922	Manager I	3,547	B	4,527	0.77	1.00
0923	Manager II	3,807	B	4,859	1.00	1.00
0952	Deputy Director II	4,106	B	5,241	2.00	2.00
1052	IS Business Analyst	2,945	B	3,705	1.00	1.00
1054	IS Business Analyst-Principal	3,948	B	4,965	1.00	1.00
1222	Senior Payroll And Personnel Clerk	2,388	B	2,902	1.00	1.00
1408	Principal Clerk	2,332	B	2,835	2.00	2.00
1444	Secretary I	1,849	B	2,247	1.00	1.00
1450	Executive Secretary I	2,332	B	2,835	1.00	1.00
1634	Principal Account Clerk	2,388	B	2,902	1.00	1.00
1652	Accountant II	2,551	B	3,101	1.00	1.00
1822	Administrative Analyst	2,752	B	3,346	1.00	1.00
1823	Senior Administrative Analyst	3,208	B	3,899	5.00	5.00
1824	Principal Administrative Analyst	3,714	B	4,514	3.00	3.00
1840	Junior Management Assistant	2,230	B	2,711	1.77	2.00
9772	Community Development Specialist	2,607	B	3,169	1.77	2.00
9774	Senior Community Devl Specialist I	3,018	B	3,668	9.40	9.40
9775	Senior Community Devl Specialist II	3,581	B	4,352	1.00	1.00
TEMPM	Temporary - Miscellaneous	0.00	B	0.00	1.42	1.39
SubFund Total:					37.13	37.79
Program Total:					37.13	37.79
Program:	CVP	VIOLENCE PREVENTION				
Subfund:	2S PPF GNC	GRANTS; NON-PROJECT; CONTINUING				

Annual Salary Ordinance 2015-2016 and 2016-2017

Budgeted Position Counts (FTE) by Department and Job Code

Job Code	Title	Low	Type	High	2015-2016 FTE	2016-2017 FTE
CHF CHILDREN; YOUTH & THEIR FAMILIES						
Program:	CVP	VIOLENCE PREVENTION				
Subfund:	2S PPF GNC	GRANTS; NON-PROJECT; CONTINUING				
1822	Administrative Analyst	2,752	B	3,346	2.00	2.00
1823	Senior Administrative Analyst	3,208	B	3,899	1.00	1.00
1824	Principal Administrative Analyst	3,714	B	4,514	1.00	1.00
9774	Senior Community Devl Specialist I	3,018	B	3,668	1.00	1.00
TEMPM	Temporary - Miscellaneous	0.00	B	0.00	0.38	0.37
SubFund Total:					5.38	5.37
Program Total:					5.38	5.37
Program:	FAL	CHILDREN'S BASELINE				
Subfund:	1G AGF AAA	GF-NON-PROJECT-CONTROLLED				
0962	Department Head II	5,460	B	6,968	1.00	1.00
1823	Senior Administrative Analyst	3,208	B	3,899	0.00	1.00
1824	Principal Administrative Analyst	3,714	B	4,514	0.00	1.00
SubFund Total:					1.00	3.00
Subfund:	1G AGF AAP	GF-ANNUAL PROJECT				
9772	Community Development Specialist	2,607	B	3,169	1.00	1.00
SubFund Total:					1.00	1.00
Program Total:					2.00	4.00
CHF Department Total:					48.48	49.12

Annual Salary Ordinance 2015-2016 and 2016-2017

Budgeted Position Counts (FTE) by Department and Job Code

Job Code	Title	Low	Type	High	2015-2016 FTE	2016-2017 FTE
CON CONTROLLER						
Program:	FDC	PAYROLL AND PERSONNEL SERVICES				
Subfund:	1G AGF AAA	GF-NON-PROJECT-CONTROLLED				
0923	Manager II	3,807	B	4,859	1.00	1.00
0933	Manager V	4,753	B	6,067	1.00	1.00
1218	Payroll Supervisor	3,064	B	3,724	2.00	2.00
1222	Senior Payroll And Personnel Clerk	2,388	B	2,902	12.00	12.00
1224	Principal Payroll And Personnel Clerk	2,632	B	3,199	3.00	3.00
1226	Chief Payroll And Personnel Clerk	2,779	B	3,378	0.00	0.00
1404	Clerk	1,702	B	2,069	1.00	1.00
1424	Clerk Typist	1,769	B	2,151	1.00	1.00
1426	Senior Clerk Typist	1,941	B	2,360	0.00	0.00
1452	Executive Secretary II	2,564	B	3,117	1.00	1.00
1654	Accountant III	3,087	B	3,752	1.00	1.00
SubFund Total:					23.00	23.00
Subfund:	1G AGF WOF	GENERAL FUND WORK ORDER FUND				
0932	Manager IV	4,407	B	5,624	1.00	1.00
0942	Manager VII	5,460	B	6,968	1.00	1.00
1042	IS Engineer-Journey	3,649	B	4,591	1.00	1.77
1043	IS Engineer-Senior	4,046	B	5,087	4.00	4.00
1052	IS Business Analyst	2,945	B	3,705	0.00	0.00
1053	IS Business Analyst-Senior	3,409	B	4,289	9.00	9.00
1054	IS Business Analyst-Principal	3,948	B	4,965	16.00	16.00
1063	IS Programmer Analyst-Senior	3,089	B	3,890	1.00	1.00
1064	IS Programmer Analyst-Principal	3,597	B	4,526	5.00	5.00
1070	IS Project Director	4,352	B	5,473	3.77	4.00
1820	Junior Administrative Analyst	2,094	B	2,545	1.00	1.00
1823	Senior Administrative Analyst	3,208	B	3,899	1.00	1.00
TEMPM	Temporary - Miscellaneous	0.00	B	0.00	1.23	1.19
SubFund Total:					45.00	45.96
Program Total:					68.00	68.96
Program:	FDG	ACCOUNTING OPERATIONS AND SYSTEMS				
Subfund:	1G AGF AAA	GF-NON-PROJECT-CONTROLLED				
0932	Manager IV	4,407	B	5,624	2.00	2.00
0933	Manager V	4,753	B	6,067	1.00	1.00
0953	Deputy Director III	5,101	B	6,510	1.00	1.00

Annual Salary Ordinance 2015-2016 and 2016-2017

Budgeted Position Counts (FTE) by Department and Job Code

Job Code	Title	Low	Type	High	2015-2016 FTE	2016-2017 FTE
CON CONTROLLER						
Program:	FDG	ACCOUNTING OPERATIONS AND SYSTEMS				
Subfund:	1G AGF AAA	GF-NON-PROJECT-CONTROLLED				
1003	IS Operator-Senior	2,215	B	2,693	1.00	1.00
1053	IS Business Analyst-Senior	3,409	B	4,289	3.00	3.00
1054	IS Business Analyst-Principal	3,948	B	4,965	3.00	3.00
1064	IS Programmer Analyst-Principal	3,597	B	4,526	1.00	1.00
1070	IS Project Director	4,352	B	5,473	1.77	2.00
1452	Executive Secretary II	2,564	B	3,117	1.00	1.00
1632	Senior Account Clerk	2,115	B	2,571	2.00	2.00
1652	Accountant II	2,551	B	3,101	11.00	11.00
1654	Accountant III	3,087	B	3,752	17.54	18.00
1657	Accountant IV	3,574	B	4,343	14.77	15.00
1823	Senior Administrative Analyst	3,208	B	3,899	1.00	1.00
1825	Principial Administrative Analyst II	4,067	B	4,943	2.00	2.00
1842	Management Assistant	2,533	B	3,080	1.00	1.00
SubFund Total:					64.08	65.00
Program Total:					64.08	65.00
Program:	FDO	CITY SERVICES AUDITOR				
Subfund:	1G AGF WOF	GENERAL FUND WORK ORDER FUND				
0931	Manager III	4,106	B	5,241	1.00	1.00
0953	Deputy Director III	5,101	B	6,510	2.00	2.00
1053	IS Business Analyst-Senior	3,409	B	4,289	1.00	1.00
1054	IS Business Analyst-Principal	3,948	B	4,965	1.00	1.00
1684	Auditor II	3,256	B	3,957	17.00	17.00
1686	Auditor III	3,661	B	4,449	9.50	10.00
1803	Performance Analyst I	2,303	B	2,800	3.00	4.00
1805	Performance Analyst II	3,256	B	3,957	17.00	17.00
1820	Junior Administrative Analyst	2,094	B	2,545	1.00	1.00
1823	Senior Administrative Analyst	3,208	B	3,899	0.50	1.00
1830	Performance Analyst III - Project Manage	4,017	B	4,882	8.00	8.00
1844	Senior Management Assistant	2,902	B	3,527	1.00	1.00
1867	Auditor I	2,303	B	2,800	4.00	4.00
TEMPM	Temporary - Miscellaneous	0.00	B	0.00	1.66	1.60
SubFund Total:					67.66	69.60

Annual Salary Ordinance 2015-2016 and 2016-2017

Budgeted Position Counts (FTE) by Department and Job Code

Job Code	Title	Low	Type	High	2015-2016 FTE	2016-2017 FTE
CON CONTROLLER						
Program:	FDO	CITY SERVICES AUDITOR				
					67.66	69.60
Program Total:						
Program:	FDX	FINANCIAL SYSTEMS PROJECTS				
Subfund:	1G AGF ACP	GF-CONTINUING PROJECTS				
0931	Manager III	4,106	B	5,241	0.46	1.00
0933	Manager V	4,753	B	6,067	2.77	3.00
0942	Manager VII	5,460	B	6,968	1.00	1.00
1042	IS Engineer-Journey	3,649	B	4,591	0.73	1.00
1044	IS Engineer-Principal	4,352	B	5,473	0.73	1.00
1052	IS Business Analyst	2,945	B	3,705	0.23	1.00
1053	IS Business Analyst-Senior	3,409	B	4,289	10.00	10.00
1054	IS Business Analyst-Principal	3,948	B	4,965	6.00	5.00
1064	IS Programmer Analyst-Principal	3,597	B	4,526	4.38	6.00
1094	IT Operations Support Administrator IV	3,353	B	4,075	1.00	1.00
1241	Personnel Analyst	2,372	B	3,491	1.00	1.00
1654	Accountant III	3,087	B	3,752	3.00	3.00
1657	Accountant IV	3,574	B	4,343	1.00	1.00
1823	Senior Administrative Analyst	3,208	B	3,899	1.00	1.00
1824	Principal Administrative Analyst	3,714	B	4,514	0.23	1.00
1842	Management Assistant	2,533	B	3,080	1.00	1.00
1844	Senior Management Assistant	2,902	B	3,527	1.00	1.00
SubFund Total:					35.53	39.00
Program Total:					35.53	39.00
Program:	FEB	MANAGEMENT, BUDGET AND ANALYSIS				
Subfund:	1G AGF AAA	GF-NON-PROJECT-CONTROLLED				
0922	Manager I	3,547	B	4,527	1.00	1.00
0931	Manager III	4,106	B	5,241	2.00	2.00
0952	Deputy Director II	4,106	B	5,241	1.00	1.00
0953	Deputy Director III	5,101	B	6,510	1.00	1.00
0955	Deputy Director V	6,187	B	7,896	1.00	1.00
1042	IS Engineer-Journey	3,649	B	4,591	1.00	1.00
1053	IS Business Analyst-Senior	3,409	B	4,289	1.00	1.00
1054	IS Business Analyst-Principal	3,948	B	4,965	1.00	1.00
1094	IT Operations Support Administrator IV	3,353	B	4,075	1.00	1.00

Annual Salary Ordinance 2015-2016 and 2016-2017

Budgeted Position Counts (FTE) by Department and Job Code

Job Code	Title	Low	Type	High	2015-2016 FTE	2016-2017 FTE
CON CONTROLLER						
Program:	FEB	MANAGEMENT, BUDGET AND ANALYSIS				
Subfund:	1G AGF AAA	GF-NON-PROJECT-CONTROLLED				
1095	IT Operations Support Administrator V	3,608	B	4,385	0.00	0.00
1203	Personnel Technician	2,297	B	2,793	1.00	1.00
1222	Senior Payroll And Personnel Clerk	2,388	B	2,902	1.00	1.00
1244	Senior Personnel Analyst	3,353	B	4,075	2.00	2.00
1452	Executive Secretary II	2,564	B	3,117	1.00	1.00
1574	Executive Assistant To The Controller	3,056	B	3,714	1.00	1.00
1632	Senior Account Clerk	2,115	B	2,571	1.00	1.00
1649	Accountant Intern	2,221	B	2,331	1.00	1.00
1652	Accountant II	2,551	B	3,101	2.00	2.00
1654	Accountant III	3,087	B	3,752	1.00	1.00
1682	Controller	8,291	B	10,582	1.00	1.00
1822	Administrative Analyst	2,752	B	3,346	1.00	1.00
1823	Senior Administrative Analyst	3,208	B	3,899	7.00	7.00
1824	Principal Administrative Analyst	3,714	B	4,514	4.00	4.00
1825	Principial Administrative Analyst II	4,067	B	4,943	3.00	3.00
1840	Junior Management Assistant	2,230	B	2,711	1.00	1.00
1844	Senior Management Assistant	2,902	B	3,527	1.00	1.00
TEMPM	Temporary - Miscellaneous	0.00	B	0.00	0.22	0.21
SubFund Total:					39.22	39.21
Subfund:	1G AGF ACP	GF-CONTINUING PROJECTS				
1844	Senior Management Assistant	2,902	B	3,527	1.00	1.00
SubFund Total:					1.00	1.00
Program Total:					40.22	40.21
Program:	FFG	PUBLIC FINANCE				
Subfund:	1G AGF ACP	GF-CONTINUING PROJECTS				
0953	Deputy Director III	5,101	B	6,510	1.00	1.00
1822	Administrative Analyst	2,752	B	3,346	1.00	1.00
1824	Principal Administrative Analyst	3,714	B	4,514	1.00	1.00
1825	Principial Administrative Analyst II	4,067	B	4,943	1.00	1.00
SubFund Total:					4.00	4.00
Program Total:					4.00	4.00
Program:	FFM	ECONOMIC ANALYSIS				
Subfund:	1G AGF ACP	GF-CONTINUING PROJECTS				

Annual Salary Ordinance 2015-2016 and 2016-2017

Budgeted Position Counts (FTE) by Department and Job Code

Job Code	Title	Low	Type	High	2015-2016 FTE	2016-2017 FTE
CON	CONTROLLER					
Program:	FFM	ECONOMIC ANALYSIS				
Subfund:	1G AGF ACP	GF-CONTINUING PROJECTS				
0931	Manager III	4,106	B	5,241	1.00	1.00
1825	Principal Administrative Analyst II	4,067	B	4,943	1.00	1.00
				SubFund Total:	2.00	2.00
				Program Total:	2.00	2.00
			CON	Department Total:	281.49	288.77

Annual Salary Ordinance 2015-2016 and 2016-2017

Budgeted Position Counts (FTE) by Department and Job Code

Job Code	Title	Low	Type	High	2015-2016 FTE	2016-2017 FTE
CPC	CITY PLANNING					
Program:	FAH					
	CITYWIDE PLANNING					
Subfund:	1G AGF AAA					
	GF-NON-PROJECT-CONTROLLED					
0923	Manager II	3,807	B	4,859	0.77	1.00
0953	Deputy Director III	5,101	B	6,510	1.00	1.00
1052	IS Business Analyst	2,945	B	3,705	2.00	2.00
1452	Executive Secretary II	2,564	B	3,117	1.00	1.00
1823	Senior Administrative Analyst	3,208	B	3,899	0.77	1.00
5277	Planner I	2,314	B	2,813	1.00	1.00
5278	Planner II	2,813	B	3,418	11.31	12.00
5283	Planner V	4,695	B	5,707	1.00	1.00
5291	Planner III	3,337	B	4,056	11.64	11.87
5293	Planner IV	3,957	B	4,810	6.00	6.00
5299	Planner IV-Environmental Review	3,957	B	4,810	1.00	1.00
9775	Senior Community Devl Specialist II	3,581	B	4,352	2.04	2.50
TEMPM	Temporary - Miscellaneous	0.00	B	0.00	2.50	2.00
					42.03	43.37
Subfund:	1G AGF ACP					
	GF-CONTINUING PROJECTS					
1424	Clerk Typist	1,769	B	2,151	1.00	1.00
5275	Planner Technician	2,014	B	2,449	0.00	0.00
5277	Planner I	2,314	B	2,813	1.00	1.00
5278	Planner II	2,813	B	3,418	2.00	2.00
5291	Planner III	3,337	B	4,056	2.00	2.00
5293	Planner IV	3,957	B	4,810	1.00	1.00
5502	Project Manager I	4,796	B	4,796	1.00	1.00
					8.00	8.00
Subfund:	2S NDF ENH					
	EASTERN NEIGHBORHOOD PUBLIC BENEFIT FUND					
1823	Senior Administrative Analyst	3,208	B	3,899	0.38	0.50
1824	Principal Administrative Analyst	3,714	B	4,514	0.00	0.00
5291	Planner III	3,337	B	4,056	0.50	0.50
9775	Senior Community Devl Specialist II	3,581	B	4,352	0.50	0.50
					1.38	1.50
Subfund:	2S NDF MOC					
	MARKET & OCTAVIA COMMUNITY IMPROVEMENT					
5291	Planner III	3,337	B	4,056	0.00	0.00
9775	Senior Community Devl Specialist II	3,581	B	4,352	0.00	0.00
					0.00	0.00

Annual Salary Ordinance 2015-2016 and 2016-2017

Budgeted Position Counts (FTE) by Department and Job Code

Job Code	Title	Low	Type	High	2015-2016 FTE	2016-2017 FTE
CPC CITY PLANNING						
Program:	FAH	CITYWIDE PLANNING				
					Program Total:	51.41 52.87
Program:	FDP	CURRENT PLANNING				
Subfund:	1G AGF AAA	GF-NON-PROJECT-CONTROLLED				
0112	Board/Commission Member, Group III	4,000	D	4,120	0.00	0.00
0923	Manager II	3,807	B	4,859	1.00	1.00
0931	Manager III	4,106	B	5,241	0.00	0.00
0952	Deputy Director II	4,106	B	5,241	1.00	1.00
0953	Deputy Director III	5,101	B	6,510	0.00	0.00
1404	Clerk	1,702	B	2,069	2.00	2.00
1406	Senior Clerk	1,765	B	2,145	1.00	1.00
1426	Senior Clerk Typist	1,941	B	2,360	2.00	2.00
1450	Executive Secretary I	2,332	B	2,835	0.50	0.50
5275	Planner Technician	2,014	B	2,449	2.00	2.00
5277	Planner I	2,314	B	2,813	3.00	3.00
5278	Planner II	2,813	B	3,418	10.00	10.00
5283	Planner V	4,695	B	5,707	0.00	0.00
5291	Planner III	3,337	B	4,056	26.82	27.05
5293	Planner IV	3,957	B	4,810	8.00	8.00
TEMPM	Temporary - Miscellaneous	0.00	B	0.00	3.48	3.37
					SubFund Total:	60.80 60.92
Subfund:	1G AGF ACP	GF-CONTINUING PROJECTS				
1404	Clerk	1,702	B	2,069	1.00	1.00
1406	Senior Clerk	1,765	B	2,145	0.00	0.00
5278	Planner II	2,813	B	3,418	5.00	5.00
5291	Planner III	3,337	B	4,056	4.77	5.00
					SubFund Total:	10.77 11.00
Subfund:	2S CDB GNC	GRANTS; NON-PROJECT; CONTINUING				
5291	Planner III	3,337	B	4,056	0.00	0.00
TEMPM	Temporary - Miscellaneous	0.00	B	0.00	0.36	0.35
					SubFund Total:	0.36 0.35
					Program Total:	71.93 72.27
Program:	FEF	ADMINISTRATION/PLANNING				
Subfund:	1G AGF AAA	GF-NON-PROJECT-CONTROLLED				
0116	Board/Commission Member, Group VII	16,000	B	16,480	0.00	0.00

Annual Salary Ordinance 2015-2016 and 2016-2017

Budgeted Position Counts (FTE) by Department and Job Code

Job Code	Title	Low	Type	High	2015-2016 FTE	2016-2017 FTE
CPC	CITY PLANNING					
Program:	FEF					
Subfund:	1G AGF AAA					
	ADMINISTRATION/PLANNING					
	GF-NON-PROJECT-CONTROLLED					
0931	Manager III	4,106	B	5,241	2.00	2.00
0932	Manager IV	4,407	B	5,624	0.00	0.00
0952	Deputy Director II	4,106	B	5,241	1.00	1.00
0953	Deputy Director III	5,101	B	6,510	1.00	1.00
0964	Department Head IV	6,668	B	8,511	1.00	1.00
1043	IS Engineer-Senior	4,046	B	5,087	1.00	1.00
1052	IS Business Analyst	2,945	B	3,705	1.00	1.00
1053	IS Business Analyst-Senior	3,409	B	4,289	2.00	2.00
1054	IS Business Analyst-Principal	3,948	B	4,965	1.00	1.00
1070	IS Project Director	4,352	B	5,473	0.00	0.00
1094	IT Operations Support Administrator IV	3,353	B	4,075	2.00	2.00
1222	Senior Payroll And Personnel Clerk	2,388	B	2,902	1.00	1.00
1241	Personnel Analyst	2,372	B	3,491	1.00	1.00
1244	Senior Personnel Analyst	3,353	B	4,075	1.00	1.00
1310	Public Relations Assistant	1,918	B	2,332	1.00	1.00
1312	Public Information Officer	2,539	B	3,087	0.00	0.00
1314	Public Relations Officer	3,027	B	3,679	1.00	1.00
1404	Clerk	1,702	B	2,069	2.00	2.00
1406	Senior Clerk	1,765	B	2,145	1.00	1.00
1426	Senior Clerk Typist	1,941	B	2,360	2.00	2.00
1450	Executive Secretary I	2,332	B	2,835	1.50	1.50
1454	Executive Secretary III	2,786	B	3,387	1.00	1.00
1632	Senior Account Clerk	2,115	B	2,571	0.00	0.00
1634	Principal Account Clerk	2,388	B	2,902	1.00	1.00
1654	Accountant III	3,087	B	3,752	1.00	1.00
1822	Administrative Analyst	2,752	B	3,346	1.00	1.00
1823	Senior Administrative Analyst	3,208	B	3,899	4.38	4.50
1824	Principal Administrative Analyst	3,714	B	4,514	0.00	0.00
1842	Management Assistant	2,533	B	3,080	0.00	0.00
5275	Planner Technician	2,014	B	2,449	0.50	0.50
5277	Planner I	2,314	B	2,813	0.00	0.00
5283	Planner V	4,695	B	5,707	1.00	1.00
5291	Planner III	3,337	B	4,056	3.00	3.00

Annual Salary Ordinance 2015-2016 and 2016-2017

Budgeted Position Counts (FTE) by Department and Job Code

Job Code	Title	Low	Type	High	2015-2016 FTE	2016-2017 FTE
CPC CITY PLANNING						
Program:	FEF	ADMINISTRATION/PLANNING				
Subfund:	1G AGF AAA	GF-NON-PROJECT-CONTROLLED				
5293	Planner IV	3,957	B	4,810	1.00	1.00
5299	Planner IV-Environmental Review	3,957	B	4,810	0.00	0.00
5322	Graphic Artist	2,014	B	2,449	0.00	0.00
9382	Government And Public Affairs Manager	3,851	B	4,681	1.00	1.00
TEMPM	Temporary - Miscellaneous	0.00	B	0.00	0.31	0.30
SubFund Total:					38.69	38.80
Subfund:	1G AGF ACP	GF-CONTINUING PROJECTS				
1070	IS Project Director	4,352	B	5,473	1.00	1.00
1404	Clerk	1,702	B	2,069	0.00	0.00
5275	Planner Technician	2,014	B	2,449	0.00	0.00
SubFund Total:					1.00	1.00
Program Total:					39.69	39.80
Program:	FFP	ENVIRONMENTAL PLANNING				
Subfund:	1G AGF AAA	GF-NON-PROJECT-CONTROLLED				
0923	Manager II	3,807	B	4,859	1.00	1.00
0931	Manager III	4,106	B	5,241	0.00	0.00
0932	Manager IV	4,407	B	5,624	1.00	1.00
0941	Manager VI	5,101	B	6,510	0.00	0.00
1406	Senior Clerk	1,765	B	2,145	1.00	1.00
5275	Planner Technician	2,014	B	2,449	1.77	2.00
5277	Planner I	2,314	B	2,813	1.00	1.00
5278	Planner II	2,813	B	3,418	4.00	4.00
5293	Planner IV	3,957	B	4,810	0.00	0.00
5298	Planner III-Environmental Review	3,337	B	4,056	18.67	19.36
5299	Planner IV-Environmental Review	3,957	B	4,810	7.77	8.00
TEMPM	Temporary - Miscellaneous	0.00	B	0.00	1.74	1.69
SubFund Total:					37.95	39.05
Subfund:	1G AGF ACP	GF-CONTINUING PROJECTS				
1404	Clerk	1,702	B	2,069	0.00	0.00
1406	Senior Clerk	1,765	B	2,145	1.00	1.00
5278	Planner II	2,813	B	3,418	1.00	1.00
5298	Planner III-Environmental Review	3,337	B	4,056	2.00	2.00

Annual Salary Ordinance 2015-2016 and 2016-2017

Budgeted Position Counts (FTE) by Department and Job Code

Job Code	Title	Low	Type	High	2015-2016 FTE	2016-2017 FTE
CPC CITY PLANNING						
Program:	FFP	ENVIRONMENTAL PLANNING				
Subfund:	1G AGF ACP	GF-CONTINUING PROJECTS				
				SubFund Total:	4.00	4.00
				Program Total:	41.95	43.05
Program:	FZA	ZONING ADMINISTRATION AND COMPLIANCE				
Subfund:	1G AGF AAA	GF-NON-PROJECT-CONTROLLED				
1450	Executive Secretary I	2,332	B	2,835	2.00	2.00
5275	Planner Technician	2,014	B	2,449	0.50	0.50
5278	Planner II	2,813	B	3,418	3.00	3.00
5283	Planner V	4,695	B	5,707	1.00	1.00
5291	Planner III	3,337	B	4,056	4.00	4.00
5293	Planner IV	3,957	B	4,810	2.00	2.00
				SubFund Total:	12.50	12.50
Subfund:	1G AGF ACP	GF-CONTINUING PROJECTS				
5277	Planner I	2,314	B	2,813	1.00	1.00
				SubFund Total:	1.00	1.00
Subfund:	2S NDF PCE	PLANNING CODE ENFORCEMENT FUND				
5275	Planner Technician	2,014	B	2,449	0.77	1.00
5278	Planner II	2,813	B	3,418	0.00	0.00
5291	Planner III	3,337	B	4,056	2.54	3.00
				SubFund Total:	3.31	4.00
				Program Total:	16.81	17.50
				CPC Department Total:	221.79	225.49

Annual Salary Ordinance 2015-2016 and 2016-2017

Budgeted Position Counts (FTE) by Department and Job Code

Job Code	Title	Low	Type	High	2015-2016 FTE	2016-2017 FTE
CSC CIVIL SERVICE COMMISSION						
Program:	FCV	CIVIL SERVICE COMMISSION				
Subfund:	1G AGF AAA	GF-NON-PROJECT-CONTROLLED				
0114	Board/Commission Member, Group V	8,000	M	8,240	0.00	0.00
0951	Deputy Director I	3,547	B	4,527	1.00	1.00
0961	Department Head I	4,407	B	5,624	1.00	1.00
1203	Personnel Technician	2,297	B	2,793	1.00	1.00
1244	Senior Personnel Analyst	3,353	B	4,075	1.00	1.00
1426	Senior Clerk Typist	1,941	B	2,360	1.00	1.00
1840	Junior Management Assistant	2,230	B	2,711	1.00	1.00
TEMPM	Temporary - Miscellaneous	0.00	B	0.00	0.02	0.02
SubFund Total:					6.02	6.02
Program Total:					6.02	6.02
CSC Department Total:					6.02	6.02

Annual Salary Ordinance 2015-2016 and 2016-2017

Budgeted Position Counts (FTE) by Department and Job Code

Job Code	Title	Low	Type	High	2015-2016 FTE	2016-2017 FTE
CSS CHILD SUPPORT SERVICES						
Program:	CAF	CHILD SUPPORT SERVICES PROGRAM				
Subfund:	2S CSS ANP	CSS-OPERATING-NON-PROJECT FUND				
0922	Manager I	3,547	B	4,527	4.00	4.00
0923	Manager II	3,807	B	4,859	0.00	0.00
0952	Deputy Director II	4,106	B	5,241	1.00	1.00
0963	Department Head III	5,809	B	7,414	1.00	1.00
1062	IS Programmer Analyst	2,543	B	3,199	1.00	1.00
1094	IT Operations Support Administrator IV	3,353	B	4,075	2.00	2.00
1204	Senior Personnel Clerk	2,194	B	2,666	1.00	1.00
1220	Payroll Clerk	2,178	B	2,647	0.00	0.00
1222	Senior Payroll And Personnel Clerk	2,388	B	2,902	1.00	1.00
1244	Senior Personnel Analyst	3,353	B	4,075	1.00	1.00
1310	Public Relations Assistant	1,918	B	2,332	1.00	1.00
1404	Clerk	1,702	B	2,069	2.00	2.00
1406	Senior Clerk	1,765	B	2,145	1.00	1.00
1424	Clerk Typist	1,769	B	2,151	2.00	2.00
1426	Senior Clerk Typist	1,941	B	2,360	2.00	2.00
1450	Executive Secretary I	2,332	B	2,835	1.00	1.00
1630	Account Clerk	1,827	B	2,221	1.00	1.00
1632	Senior Account Clerk	2,115	B	2,571	1.00	1.00
1654	Accountant III	3,087	B	3,752	1.00	1.00
1844	Senior Management Assistant	2,902	B	3,527	0.00	0.00
4320	Cashier I	1,769	B	2,151	1.00	1.00
8157	Child Support Officer I	2,120	B	2,577	0.00	0.00
8158	Child Support Officer II	2,459	B	2,989	54.00	54.00
8159	Child Support Officer III	2,933	B	3,566	9.00	9.00
8177	Attorney (Civil/Criminal)	4,021	B	7,044	3.00	3.00
8182	Head Attorney, Civil And Criminal	6,231	B	7,574	1.00	1.00
TEMPM	Temporary - Miscellaneous	0.00	B	0.00	0.00	0.00
SubFund Total:					92.00	92.00
Program Total:					92.00	92.00
CSS Department Total:					92.00	92.00

Annual Salary Ordinance 2015-2016 and 2016-2017

Budgeted Position Counts (FTE) by Department and Job Code

Job Code	Title	Low	Type	High	2015-2016 FTE	2016-2017 FTE
DAT DISTRICT ATTORNEY						
Program:	AIA	FELONY PROSECUTION				
Subfund:	1G AGF AAA	GF-NON-PROJECT-CONTROLLED				
1044	IS Engineer-Principal	4,352	B	5,473	1.00	1.00
8133	Victim/Witness Investigator III	2,960	B	3,597	1.06	1.06
8146	District Attorney's Investigator	3,282	B	4,188	1.93	1.93
8147	Senior District Attorney's Investigator	3,566	B	4,551	6.85	6.85
8148	Chief District Attorney's Investigator	5,101	B	6,510	1.00	1.00
8149	Assistant Chief District Attorney's Inve	3,799	B	4,848	3.00	3.00
8177	Attorney (Civil/Criminal)	4,021	B	7,044	85.07	85.30
8181	Assistant Chief Attorney I	6,542	B	7,952	4.00	4.00
8182	Head Attorney, Civil And Criminal	6,231	B	7,574	13.00	13.00
8550	Dist Atty Investigator (SFERS)	3,282	B	4,188	18.00	18.00
8558	PrDAInvest, SpecUnit (SFERS)	4,106	B	5,241	1.00	1.00
SubFund Total:					135.91	136.14
Subfund:	1G AGF ACP	GF-CONTINUING PROJECTS				
8146	District Attorney's Investigator	3,282	B	4,188	1.00	1.00
8177	Attorney (Civil/Criminal)	4,021	B	7,044	0.40	0.40
SubFund Total:					1.40	1.40
Subfund:	2S PPF DAF	DA-SPECIAL REVENUE FUND				
8133	Victim/Witness Investigator III	2,960	B	3,597	2.00	2.00
8146	District Attorney's Investigator	3,282	B	4,188	1.00	1.00
8177	Attorney (Civil/Criminal)	4,021	B	7,044	1.00	1.00
TEMPM	Temporary - Miscellaneous	0.00	B	0.00	0.44	0.43
SubFund Total:					4.44	4.43
Program Total:					141.75	141.97
Program:	AID	CAREER CRIMINAL PROSECUTION				
Subfund:	1G AGF ACP	GF-CONTINUING PROJECTS				
1458	Legal Secretary I	2,483	B	3,018	1.00	1.00
8132	District Attorney's Investigative Assist	2,309	B	2,946	0.25	0.25
8147	Senior District Attorney's Investigator	3,566	B	4,551	1.00	1.00
8177	Attorney (Civil/Criminal)	4,021	B	7,044	2.90	2.90
8182	Head Attorney, Civil And Criminal	6,231	B	7,574	1.00	1.00
SubFund Total:					6.15	6.15
Program Total:					6.15	6.15
Program:	AIE	WORK ORDERS & GRANTS				

Annual Salary Ordinance 2015-2016 and 2016-2017

Budgeted Position Counts (FTE) by Department and Job Code

Job Code	Title	Low	Type	High	2015-2016 FTE	2016-2017 FTE
DAT DISTRICT ATTORNEY						
Program:	AIE	WORK ORDERS & GRANTS				
Subfund:	1G AGF WOF	GENERAL FUND WORK ORDER FUND				
8132	District Attorney's Investigative Assist	2,309	B	2,946	0.51	0.51
8133	Victim/Witness Investigator III	2,960	B	3,597	2.00	2.00
8177	Attorney (Civil/Criminal)	4,021	B	7,044	2.35	2.35
8181	Assistant Chief Attorney I	6,542	B	7,952	1.00	1.00
SubFund Total:					5.86	5.86
Subfund:	2S PPF GNC	GRANTS; NON-PROJECT; CONTINUING				
0923	Manager II	3,807	B	4,859	0.60	0.60
1458	Legal Secretary I	2,483	B	3,018	0.25	0.25
1822	Administrative Analyst	2,752	B	3,346	1.00	1.00
8129	Victim/Witness Investigator I	2,264	B	2,752	8.75	8.75
8131	Victim/Witness Investigator II	2,483	B	3,018	2.10	2.10
8132	District Attorney's Investigative Assist	2,309	B	2,946	1.80	1.80
8133	Victim/Witness Investigator III	2,960	B	3,597	4.00	4.00
8135	Assistant Chief Victim/Witness Investiga	3,217	B	3,910	3.01	3.01
8146	District Attorney's Investigator	3,282	B	4,188	2.82	2.82
8147	Senior District Attorney's Investigator	3,566	B	4,551	0.30	0.30
8177	Attorney (Civil/Criminal)	4,021	B	7,044	6.49	6.49
TEMPM	Temporary - Miscellaneous	0.00	B	0.00	0.83	0.80
SubFund Total:					31.95	31.92
Program Total:					37.81	37.78
Program:	AIF	MISDEMEANOR PROSECUTION				
Subfund:	1G AGF AAA	GF-NON-PROJECT-CONTROLLED				
8177	Attorney (Civil/Criminal)	4,021	B	7,044	15.00	15.00
SubFund Total:					15.00	15.00
Program Total:					15.00	15.00
Program:	AIH	CHILD ABDUCTION				
Subfund:	1G AGF ACP	GF-CONTINUING PROJECTS				
8146	District Attorney's Investigator	3,282	B	4,188	3.00	3.00
8147	Senior District Attorney's Investigator	3,566	B	4,551	1.00	1.00
8149	Assistant Chief District Attorney's Inve	3,799	B	4,848	1.00	1.00
8177	Attorney (Civil/Criminal)	4,021	B	7,044	1.00	1.00
SubFund Total:					6.00	6.00

Annual Salary Ordinance 2015-2016 and 2016-2017

Budgeted Position Counts (FTE) by Department and Job Code

Job Code	Title	Low	Type	High	2015-2016 FTE	2016-2017 FTE
DAT DISTRICT ATTORNEY						
Program:	AIH	CHILD ABDUCTION				
				Program Total:	6.00	6.00
Program:	AII	SUPPORT SERVICES				
Subfund:	1G AGF AAA	GF-NON-PROJECT-CONTROLLED				
0922	Manager I	3,547	B	4,527	1.00	1.00
0923	Manager II	3,807	B	4,859	1.00	1.00
0931	Manager III	4,106	B	5,241	2.00	2.00
0932	Manager IV	4,407	B	5,624	1.00	1.00
0933	Manager V	4,753	B	6,067	1.00	1.00
1043	IS Engineer-Senior	4,046	B	5,087	1.00	1.00
1054	IS Business Analyst-Principal	3,948	B	4,965	1.00	1.00
1092	IT Operations Support Administrator II	2,269	B	2,758	0.77	1.00
1093	IT Operations Support Administrator III	2,758	B	3,353	0.77	1.00
1095	IT Operations Support Administrator V	3,608	B	4,385	1.00	1.00
1226	Chief Payroll And Personnel Clerk	2,779	B	3,378	1.00	1.00
1404	Clerk	1,702	B	2,069	1.00	1.00
1458	Legal Secretary I	2,483	B	3,018	2.78	2.78
1657	Accountant IV	3,574	B	4,343	1.00	1.00
1824	Principal Administrative Analyst	3,714	B	4,514	1.00	1.00
8129	Victim/Witness Investigator I	2,264	B	2,752	1.00	1.00
8131	Victim/Witness Investigator II	2,483	B	3,018	3.90	3.90
8132	District Attorney's Investigative Assist	2,309	B	2,946	30.31	30.31
8133	Victim/Witness Investigator III	2,960	B	3,597	9.00	9.00
8135	Assistant Chief Victim/Witness Investiga	3,217	B	3,910	3.00	3.00
8173	Legal Assistant	2,627	B	3,193	1.00	1.00
				SubFund Total:	65.53	65.99
				Program Total:	65.53	65.99
Program:	AIJ	FAMILY VIOLENCE PROGRAM				
Subfund:	1G AGF ACP	GF-CONTINUING PROJECTS				
0923	Manager II	3,807	B	4,859	0.40	0.40
8129	Victim/Witness Investigator I	2,264	B	2,752	10.90	10.90
8131	Victim/Witness Investigator II	2,483	B	3,018	1.00	1.00
8135	Assistant Chief Victim/Witness Investiga	3,217	B	3,910	0.64	0.64

Annual Salary Ordinance 2015-2016 and 2016-2017

Budgeted Position Counts (FTE) by Department and Job Code

Job Code	Title	Low	Type	High	2015-2016 FTE	2016-2017 FTE
DAT DISTRICT ATTORNEY						
Program:	AIJ	FAMILY VIOLENCE PROGRAM				
Subfund:	1G AGF ACP	GF-CONTINUING PROJECTS				
8177	Attorney (Civil/Criminal)	4,021	B	7,044	0.42	0.42
SubFund Total:					13.36	13.36
Program Total:					13.36	13.36
Program:	ASI	ADMINISTRATION - CRIMINAL & CIVIL				
Subfund:	1G AGF AAA	GF-NON-PROJECT-CONTROLLED				
0932	Manager IV	4,407	B	5,624	1.00	1.00
0943	Manager VIII	6,187	B	7,896	2.00	2.00
8183	Assistant Chief Attorney II	6,870	B	8,350	2.00	2.00
8198	District Attorney	9,697	B	9,697	1.00	1.00
SubFund Total:					6.00	6.00
Program Total:					6.00	6.00
DAT Department Total:					291.60	292.25

Annual Salary Ordinance 2015-2016 and 2016-2017

Budgeted Position Counts (FTE) by Department and Job Code

Job Code	Title	Low	Type	High	2015-2016 FTE	2016-2017 FTE
DBI	BUILDING INSPECTION					
Program:	BAN	ADMINISTRATION/SUPPORT SERVICES				
Subfund:	2S BIF ANP	BIF-OPERATING-NONPROJECT FUND				
0923	Manager II	3,807	B	4,859	2.00	2.00
0931	Manager III	4,106	B	5,241	2.00	2.00
0953	Deputy Director III	5,101	B	6,510	1.00	1.00
0963	Department Head III	5,809	B	7,414	1.00	1.00
1023	IS Administrator III	3,353	B	4,075	0.00	0.00
1042	IS Engineer-Journey	3,649	B	4,591	4.00	4.00
1043	IS Engineer-Senior	4,046	B	5,087	2.00	2.00
1044	IS Engineer-Principal	4,352	B	5,473	3.00	3.00
1052	IS Business Analyst	2,945	B	3,705	1.00	1.00
1053	IS Business Analyst-Senior	3,409	B	4,289	3.00	3.00
1054	IS Business Analyst-Principal	3,948	B	4,965	1.00	1.00
1070	IS Project Director	4,352	B	5,473	2.00	2.00
1094	IT Operations Support Administrator IV	3,353	B	4,075	2.77	3.00
1203	Personnel Technician	2,297	B	2,793	1.00	1.00
1220	Payroll Clerk	2,178	B	2,647	1.00	1.00
1244	Senior Personnel Analyst	3,353	B	4,075	1.00	1.00
1406	Senior Clerk	1,765	B	2,145	4.00	4.00
1408	Principal Clerk	2,332	B	2,835	10.00	10.00
1410	Chief Clerk	2,672	B	3,248	1.00	1.00
1426	Senior Clerk Typist	1,941	B	2,360	3.00	3.00
1446	Secretary II	2,140	B	2,602	1.00	1.00
1452	Executive Secretary II	2,564	B	3,117	1.00	1.00
1555	Secretary, Building Inspection Commissio	3,027	B	3,679	1.00	1.00
1632	Senior Account Clerk	2,115	B	2,571	1.00	1.00
1652	Accountant II	2,551	B	3,101	1.00	1.00
1654	Accountant III	3,087	B	3,752	1.00	1.00
1657	Accountant IV	3,574	B	4,343	1.00	1.00
1752	Senior Microphoto/Imaging Technician	1,985	B	2,412	1.00	1.00
1822	Administrative Analyst	2,752	B	3,346	1.00	1.00
1823	Senior Administrative Analyst	3,208	B	3,899	2.00	2.00
1824	Principal Administrative Analyst	3,714	B	4,514	1.00	1.00
4321	Cashier II	1,895	B	2,303	2.00	2.00

Annual Salary Ordinance 2015-2016 and 2016-2017

Budgeted Position Counts (FTE) by Department and Job Code

Job Code	Title	Low	Type	High	2015-2016 FTE	2016-2017 FTE
DBI BUILDING INSPECTION						
Program:	BAN	ADMINISTRATION/SUPPORT SERVICES				
Subfund:	2S BIF ANP	BIF-OPERATING-NONPROJECT FUND				
5203	Assistant Engineer	3,162	B	3,844	0.00	0.00
5241	Engineer	4,258	B	5,176	0.00	0.00
6321	Permit Technician I	1,765	B	2,145	4.00	4.00
6322	Permit Technician II	2,332	B	2,835	1.00	1.00
6323	Permit Technician III	2,672	B	3,248	1.00	1.00
TEMPM	Temporary - Miscellaneous	0.00	B	0.00	0.37	0.37
SubFund Total:					66.14	66.37
Subfund:	2S BIF CPR	BIF-CONTINUING PROJECTS				
0923	Manager II	3,807	B	4,859	1.00	1.00
1053	IS Business Analyst-Senior	3,409	B	4,289	1.00	1.00
5207	Associate Engineer	3,679	B	4,471	2.00	2.00
5211	Engineer/Architect/Landscape Architect S	4,929	B	5,991	1.00	1.00
5214	Building Plans Engineer	4,695	B	5,707	1.00	1.00
6242	Plumbing Inspector	3,547	B	4,311	1.00	1.00
6248	Electrical Inspector	3,547	B	4,311	1.00	1.00
6270	Housing Inspector	3,547	B	4,311	1.00	1.00
6321	Permit Technician I	1,765	B	2,145	4.00	4.00
6322	Permit Technician II	2,332	B	2,835	6.00	6.00
6323	Permit Technician III	2,672	B	3,248	1.00	1.00
6331	Building Inspector	3,547	B	4,311	4.00	4.00
SubFund Total:					24.00	24.00
Program Total:					90.14	90.37
Program:	BHS	HOUSING INSPECTION/CODE ENFORCEMENT SVCS				
Subfund:	2S BIF ANP	BIF-OPERATING-NONPROJECT FUND				
0953	Deputy Director III	5,101	B	6,510	1.00	1.00
1406	Senior Clerk	1,765	B	2,145	4.00	4.00
1408	Principal Clerk	2,332	B	2,835	1.00	1.00
1426	Senior Clerk Typist	1,941	B	2,360	1.00	1.00
1444	Secretary I	1,849	B	2,247	1.00	1.00
1446	Secretary II	2,140	B	2,602	1.00	1.00
6270	Housing Inspector	3,547	B	4,311	22.00	22.00
6272	Senior Housing Inspector	3,910	B	4,753	4.00	4.00

Annual Salary Ordinance 2015-2016 and 2016-2017

Budgeted Position Counts (FTE) by Department and Job Code

Job Code	Title	Low	Type	High	2015-2016 FTE	2016-2017 FTE
DBI BUILDING INSPECTION						
Program:	BHS	HOUSING INSPECTION/CODE ENFORCEMENT SVCS				
Subfund:	2S BIF ANP	BIF-OPERATING-NONPROJECT FUND				
6274	Chief Housing Inspector	4,311	B	5,241	1.00	1.00
6321	Permit Technician I	1,765	B	2,145	2.00	2.00
6322	Permit Technician II	2,332	B	2,835	1.00	1.00
6323	Permit Technician III	2,672	B	3,248	1.00	1.00
6331	Building Inspector	3,547	B	4,311	16.00	16.00
6333	Senior Building Inspector	3,910	B	4,753	1.00	1.00
6334	Chief Building Inspector	4,311	B	5,241	2.00	2.00
TEMPM	Temporary - Miscellaneous	0.00	B	0.00	0.93	0.90
SubFund Total:					59.93	59.90
Program Total:					59.93	59.90
Program:	BIS	INSPECTION SERVICES				
Subfund:	2S BIF ANP	BIF-OPERATING-NONPROJECT FUND				
0953	Deputy Director III	5,101	B	6,510	1.00	1.00
1406	Senior Clerk	1,765	B	2,145	6.00	6.00
1408	Principal Clerk	2,332	B	2,835	3.00	3.00
1426	Senior Clerk Typist	1,941	B	2,360	3.00	3.00
1446	Secretary II	2,140	B	2,602	1.00	1.00
6242	Plumbing Inspector	3,547	B	4,311	17.00	17.00
6244	Chief Plumbing Inspector	4,311	B	5,241	1.00	1.00
6246	Senior Plumbing Inspector	3,910	B	4,753	4.00	4.00
6248	Electrical Inspector	3,547	B	4,311	20.00	20.00
6249	Senior Electrical Inspector	3,910	B	4,753	4.00	4.00
6250	Chief Electrical Inspector	4,311	B	5,241	1.00	1.00
6272	Senior Housing Inspector	3,910	B	4,753	1.00	1.00
6321	Permit Technician I	1,765	B	2,145	2.00	2.00
6323	Permit Technician III	2,672	B	3,248	1.00	1.00
6331	Building Inspector	3,547	B	4,311	29.00	29.00
6333	Senior Building Inspector	3,910	B	4,753	4.00	4.00
6334	Chief Building Inspector	4,311	B	5,241	2.00	2.00
TEMPM	Temporary - Miscellaneous	0.00	B	0.00	3.37	3.26
SubFund Total:					103.37	103.26
Program Total:					103.37	103.26
Program:	BPS	PLAN REVIEW SERVICES				

Annual Salary Ordinance 2015-2016 and 2016-2017

Budgeted Position Counts (FTE) by Department and Job Code

Job Code	Title	Low	Type	High	2015-2016 FTE	2016-2017 FTE
DBI	BUILDING INSPECTION					
Program:	BPS PLAN REVIEW SERVICES					
Subfund:	2S BIF ANP BIF-OPERATING-NONPROJECT FUND					
0111	Board/Commission Member, Group II	2,000	D	2,060	0.00	0.00
0953	Deputy Director III	5,101	B	6,510	1.00	1.00
1406	Senior Clerk	1,765	B	2,145	4.00	4.00
1408	Principal Clerk	2,332	B	2,835	19.00	19.00
1410	Chief Clerk	2,672	B	3,248	1.00	1.00
1426	Senior Clerk Typist	1,941	B	2,360	2.00	2.00
1446	Secretary II	2,140	B	2,602	1.00	1.00
1452	Executive Secretary II	2,564	B	3,117	1.00	1.00
5203	Assistant Engineer	3,162	B	3,844	0.00	0.00
5207	Associate Engineer	3,679	B	4,471	9.00	9.00
5212	Engineer/Architect Principal	5,722	B	6,955	1.00	1.00
5214	Building Plans Engineer	4,695	B	5,707	2.00	2.00
5218	Structural Engineer	4,695	B	5,707	2.00	2.00
5241	Engineer	4,258	B	5,176	16.00	16.00
6321	Permit Technician I	1,765	B	2,145	3.00	3.00
6323	Permit Technician III	2,672	B	3,248	3.00	3.00
6331	Building Inspector	3,547	B	4,311	15.00	15.00
6333	Senior Building Inspector	3,910	B	4,753	3.00	3.00
6334	Chief Building Inspector	4,311	B	5,241	2.00	2.00
TEMPM	Temporary - Miscellaneous	0.00	B	0.00	1.18	1.14
	SubFund Total:				86.18	86.14
	Program Total:				86.18	86.14
	DBI Department Total:				339.62	339.67

Annual Salary Ordinance 2015-2016 and 2016-2017

Budgeted Position Counts (FTE) by Department and Job Code

Job Code	Title	Low	Type	High	2015-2016 FTE	2016-2017 FTE
DPH PUBLIC HEALTH						
Program:	D1F	SFGH - ACUTE CARE - FORENSICS				
Subfund:	5H AAA AAA	SFGH-OPERATING-NON-PROJ-CONTROLLED FD				
1428	Unit Clerk	2,063	B	2,507	1.00	1.00
2303	Patient Care Assistant	1,756	B	2,135	1.80	1.80
2305	Psychiatric Technician	2,388	B	2,902	3.00	3.00
2320	Registered Nurse	4,338	B	5,699	9.80	9.80
P103	Special Nurse	5,423	B	7,124	2.00	2.00
TEMPM	Temporary - Miscellaneous	0.00	B	0.00	0.02	0.02
TEMPN	Temporary - Nurses	0.00	B	0.00	0.01	0.01
SubFund Total:					17.63	17.63
Program Total:					17.63	17.63
Program:	D1H	SFGH - ACUTE CARE - HOSPITAL				
Subfund:	5H AAA AAA	SFGH-OPERATING-NON-PROJ-CONTROLLED FD				
0922	Manager I	3,547	B	4,527	4.77	5.00
0923	Manager II	3,807	B	4,859	9.00	9.00
0931	Manager III	4,106	B	5,241	11.00	11.00
0932	Manager IV	4,407	B	5,624	3.00	3.00
0933	Manager V	4,753	B	6,067	4.00	4.00
0941	Manager VI	5,101	B	6,510	6.00	6.00
0942	Manager VII	5,460	B	6,968	1.00	1.00
0943	Manager VIII	6,187	B	7,896	2.00	2.00
1021	IS Administrator I	2,269	B	2,758	0.00	0.00
1022	IS Administrator II	2,758	B	3,353	0.00	0.00
1023	IS Administrator III	3,353	B	4,075	0.00	0.00
1024	IS Administrator-Supervisor	3,608	B	4,385	0.00	0.00
1041	IS Engineer-Assistant	3,296	B	4,144	1.00	1.00
1042	IS Engineer-Journey	3,649	B	4,591	4.00	4.00
1043	IS Engineer-Senior	4,046	B	5,087	2.00	2.00
1044	IS Engineer-Principal	4,352	B	5,473	2.00	2.00
1052	IS Business Analyst	2,945	B	3,705	6.00	6.00
1053	IS Business Analyst-Senior	3,409	B	4,289	4.00	4.00
1054	IS Business Analyst-Principal	3,948	B	4,965	21.00	21.00
1063	IS Programmer Analyst-Senior	3,089	B	3,890	4.00	4.00
1064	IS Programmer Analyst-Principal	3,597	B	4,526	2.00	2.00
1070	IS Project Director	4,352	B	5,473	4.00	4.00

Annual Salary Ordinance 2015-2016 and 2016-2017

Budgeted Position Counts (FTE) by Department and Job Code

Job Code	Title	Low	Type	High	2015-2016 FTE	2016-2017 FTE
DPH	PUBLIC HEALTH					
Program:	D1H	SFGH - ACUTE CARE - HOSPITAL				
Subfund:	5H AAA AAA	SFGH-OPERATING-NON-PROJ-CONTROLLED FD				
1092	IT Operations Support Administrator II	2,269	B	2,758	8.00	8.00
1093	IT Operations Support Administrator III	2,758	B	3,353	15.00	15.00
1094	IT Operations Support Administrator IV	3,353	B	4,075	1.00	1.00
1095	IT Operations Support Administrator V	3,608	B	4,385	1.00	1.00
1161	Executive Assistant To The Administrator	3,873	B	4,708	0.00	0.00
1164	Administrator, SFGH Medical Center	8,743	B	10,627	1.00	1.00
1165	Manager, Department of Public Health	6,968	B	8,893	1.00	1.00
1204	Senior Personnel Clerk	2,194	B	2,666	6.00	6.00
1220	Payroll Clerk	2,178	B	2,647	7.00	7.00
1222	Senior Payroll And Personnel Clerk	2,388	B	2,902	3.00	3.00
1226	Chief Payroll And Personnel Clerk	2,779	B	3,378	1.00	1.00
1233	Equal Employment Opportunity Programs Sp	2,806	B	3,410	1.00	1.00
1241	Personnel Analyst	2,372	B	3,491	6.00	6.00
1244	Senior Personnel Analyst	3,353	B	4,075	5.00	5.00
1404	Clerk	1,702	B	2,069	38.32	38.32
1406	Senior Clerk	1,765	B	2,145	33.39	33.62
1408	Principal Clerk	2,332	B	2,835	1.00	1.00
1422	Junior Clerk Typist	1,618	B	1,965	1.00	1.00
1428	Unit Clerk	2,063	B	2,507	37.60	37.60
1429	Nurses Staffing Assistant	1,899	B	2,309	11.90	11.90
1440	Medical Transcriber Typist	2,063	B	2,507	3.00	3.00
1441	Senior Medical Transcriber Typist	2,145	B	2,607	1.00	1.00
1630	Account Clerk	1,827	B	2,221	1.00	1.00
1632	Senior Account Clerk	2,115	B	2,571	7.00	7.00
1634	Principal Account Clerk	2,388	B	2,902	1.00	1.00
1635	Health Care Billing Clerk I	1,994	B	2,424	10.00	10.00
1636	Health Care Billing Clerk II	2,242	B	2,726	29.00	29.00
1637	Patient Accounts Clerk	2,326	B	2,827	22.00	22.00
1652	Accountant II	2,551	B	3,101	6.00	6.00
1654	Accountant III	3,087	B	3,752	3.00	3.00
1657	Accountant IV	3,574	B	4,343	2.00	2.00

Annual Salary Ordinance 2015-2016 and 2016-2017

Budgeted Position Counts (FTE) by Department and Job Code

Job Code	Title	Low	Type	High	2015-2016 FTE	2016-2017 FTE
DPH PUBLIC HEALTH						
Program:	D1H	SFGH - ACUTE CARE - HOSPITAL				
Subfund:	5H AAA AAA	SFGH-OPERATING-NON-PROJ-CONTROLLED FD				
1662	Patient Accounts Assistant Supervisor	2,412	B	2,933	2.00	2.00
1663	Patient Accounts Supervisor	2,752	B	3,346	6.00	6.00
1664	Patient Accounts Manager	3,155	B	3,836	1.00	1.00
1708	Senior Telephone Operator	1,862	B	2,264	11.00	11.00
1710	Chief Telephone Operator	2,115	B	2,571	1.00	1.00
1822	Administrative Analyst	2,752	B	3,346	3.00	3.00
1823	Senior Administrative Analyst	3,208	B	3,899	1.00	1.00
1824	Principal Administrative Analyst	3,714	B	4,514	3.00	3.00
1825	Principal Administrative Analyst II	4,067	B	4,943	2.00	2.00
1924	Materials And Supplies Supervisor	1,773	B	2,156	1.00	1.00
1932	Assistant Storekeeper	1,698	B	2,063	18.00	18.00
1934	Storekeeper	1,862	B	2,264	2.00	2.00
1938	Stores And Equipment Assistant Supervisor	2,412	B	2,933	1.00	1.00
1942	Assistant Materials Coordinator	3,132	B	3,807	4.00	4.00
1944	Materials Coordinator	3,714	B	4,514	2.00	2.00
1950	Assistant Purchaser	2,161	B	2,627	1.00	1.00
2105	Patient Services Finance Technician	1,946	B	2,365	15.00	15.00
2106	Medical Staff Services Department Special	2,199	B	2,672	3.00	3.00
2107	Medical Staff Services Department Analyst	2,779	B	3,378	2.00	2.00
2110	Medical Records Clerk	2,009	B	2,442	22.65	22.65
2112	Medical Records Technician	2,252	B	2,737	21.00	21.00
2114	Medical Records Technician Supervisor	2,632	B	3,199	4.00	4.00
2119	Health Care Analyst	2,800	B	3,403	15.00	15.77
2202	Dental Aide	2,230	B	2,711	2.00	2.00
2218	Physician Assistant	5,374	B	7,608	0.30	0.30
2273	Post M.D. I	2,332	B	2,332	0.00	0.00
2302	Nursing Assistant	2,209	B	2,685	8.00	8.00
2303	Patient Care Assistant	1,756	B	2,135	125.60	125.60
2310	Surgical Procedures Technician	2,412	B	2,933	22.79	22.79
2312	Licensed Vocational Nurse	2,377	B	2,890	18.12	18.12
2320	Registered Nurse	4,338	B	5,699	603.19	603.88

Annual Salary Ordinance 2015-2016 and 2016-2017

Budgeted Position Counts (FTE) by Department and Job Code

Job Code	Title	Low	Type	High	2015-2016 FTE	2016-2017 FTE
DPH PUBLIC HEALTH						
Program:	D1H	SFGH - ACUTE CARE - HOSPITAL				
Subfund:	5H AAA AAA	SFGH-OPERATING-NON-PROJ-CONTROLLED FD				
2322	Nurse Manager	5,038	B	7,336	23.02	23.25
2323	Clinical Nurse Specialist	4,877	B	7,610	10.03	10.03
2324	Nursing Supervisor	5,553	B	8,086	9.00	9.00
2326	Nursing Supervisor Psychiatric	5,553	B	8,086	2.00	2.00
2328	Nurse Practitioner	5,374	B	7,608	19.25	19.25
2330	Anesthetist	7,079	B	10,012	13.54	13.54
2340	Operating Room Nurse	4,338	B	5,699	0.00	0.00
2390	Central Processing And Distribution Tech	2,309	B	2,806	24.80	24.80
2392	Sr Central Processing And Distribution T	2,835	B	3,446	2.00	2.00
2406	Pharmacy Helper	2,274	B	2,764	7.00	7.00
2408	Senior Pharmacy Helper	2,287	B	2,779	1.00	1.00
2409	Pharmacy Technician	2,602	B	3,162	53.00	53.00
2424	X-Ray Laboratory Aide	2,135	B	2,596	32.93	32.93
2430	Medical Evaluations Assistant	1,975	B	2,401	40.80	40.80
2434	Senior Electrocardiograph Technician	2,514	B	3,056	5.00	5.00
2436	Electroencephalograph Technician I	2,287	B	2,779	1.00	1.00
2450	Pharmacist	4,514	B	5,760	30.50	30.50
2453	Supervising Pharmacist	5,408	B	6,574	7.00	7.00
2454	Clinical Pharmacist	4,976	B	6,351	31.36	31.50
2467	Diagnostic Imaging Technologist I	3,194	B	4,278	30.20	30.20
2468	Diagnostic Imaging Technologist II	3,353	B	4,492	40.95	40.95
2469	Diagnostic Imaging Technologist III	3,520	B	4,717	6.50	6.50
2470	Diagnostic Imaging Technologist IV	3,581	B	4,799	8.00	8.00
2496	Radiologic Technologist Supervisor	4,155	B	5,051	6.00	6.00
2514	Orthopedic Technician I	2,115	B	2,571	1.00	1.00
2515	Orthopedic Technician II	2,221	B	2,700	1.00	1.00
2520	Morgue Attendant	2,332	B	2,835	0.60	0.60
2522	Senior Morgue Attendant	2,365	B	2,874	1.00	1.00
2542	Speech Pathologist	3,353	B	4,492	4.10	4.10
2548	Occupational Therapist	3,041	B	4,278	9.24	9.24
2550	Senior Occupational Therapist	3,436	B	4,835	1.00	1.00
2554	Therapy Aide	2,412	B	2,933	4.00	4.00

Annual Salary Ordinance 2015-2016 and 2016-2017

Budgeted Position Counts (FTE) by Department and Job Code

Job Code	Title	Low	Type	High	2015-2016 FTE	2016-2017 FTE
DPH	PUBLIC HEALTH					
Program:	D1H					
	SFGH - ACUTE CARE - HOSPITAL					
Subfund:	5H AAA AAA					
	SFGH-OPERATING-NON-PROJ-CONTROLLED FD					
2555	Physical Therapist Assistant	2,557	B	3,426	3.00	3.00
2556	Physical Therapist	3,041	B	4,278	23.18	23.18
2558	Senior Physical Therapist	3,436	B	4,835	2.00	2.00
2561	Optometrist	3,734	B	4,539	1.00	1.00
2585	Health Worker I	1,727	B	2,099	1.00	1.00
2586	Health Worker II	1,932	B	2,348	59.61	59.61
2587	Health Worker III	2,115	B	2,571	4.00	4.00
2589	Health Program Coordinator I	2,507	B	3,047	1.00	1.00
2591	Health Program Coordinator II	2,855	B	3,470	3.77	4.00
2593	Health Program Coordinator III	3,194	B	3,881	3.77	4.00
2604	Food Service Worker	1,543	B	1,965	53.60	53.60
2606	Senior Food Service Worker	1,618	B	2,063	8.00	8.00
2608	Supply Room Attendent	1,666	B	2,023	0.77	1.00
2618	Food Service Supervisor	1,994	B	2,424	4.00	4.00
2619	Senior Food Service Supervisor	2,199	B	2,672	1.00	1.00
2620	Food Service Manager Administrator	2,647	B	3,217	1.00	1.00
2622	Dietetic Technician	1,871	B	2,274	3.77	4.00
2624	Dietitian	2,672	B	3,248	7.77	8.00
2626	Chief Dietitian	2,933	B	3,566	1.00	1.00
2654	Cook	2,063	B	2,507	11.00	11.00
2656	Chef	2,332	B	2,835	1.00	1.00
2736	Porter	1,778	B	2,161	187.97	187.97
2738	Porter Assistant Supervisor	1,955	B	2,377	1.00	1.00
2740	Porter Supervisor I	2,156	B	2,621	8.00	8.00
2770	Senior Laundry Worker	1,727	B	2,099	3.00	3.00
2785	Assistant General Services Manager	2,365	B	2,874	4.00	4.00
2786	General Services Manager	2,552	B	3,195	0.00	0.00
2820	Senior Health Program Planner	3,327	B	4,044	1.00	1.00
2822	Health Educator	2,953	B	3,589	4.00	4.00
2846	Nutritionist	2,953	B	3,589	0.77	1.00
2903	Hospital Eligibility Worker	2,115	B	2,571	59.63	59.63
2908	Senior Hospital Eligibility Worker	2,424	B	2,946	83.99	83.99
2909	Hospital Eligibility Worker Supervisor	2,960	B	3,597	10.00	10.00

Annual Salary Ordinance 2015-2016 and 2016-2017

Budgeted Position Counts (FTE) by Department and Job Code

Job Code	Title	Low	Type	High	2015-2016 FTE	2016-2017 FTE
DPH PUBLIC HEALTH						
Program:	D1H	SFGH - ACUTE CARE - HOSPITAL				
Subfund:	5H AAA AAA	SFGH-OPERATING-NON-PROJ-CONTROLLED FD				
2920	Medical Social Worker	2,933	B	3,566	37.32	37.32
2922	Senior Medical Social Worker	3,064	B	3,724	2.00	2.00
2924	Medical Social Work Supervisor	3,282	B	3,989	1.00	1.00
3417	Gardener	2,079	B	2,527	2.50	2.50
4320	Cashier I	1,769	B	2,151	4.00	4.00
4321	Cashier II	1,895	B	2,303	2.00	2.00
4322	Cashier III	2,124	B	2,582	1.00	1.00
5177	Safety Officer	4,117	B	5,005	1.00	1.00
5504	Project Manager II	5,550	B	5,550	1.00	1.00
6139	Senior Industrial Hygienist	4,117	B	5,005	1.00	1.00
7120	Buildings And Grounds Maintenance Superi	4,731	B	4,731	1.00	1.00
7203	Buildings And Grounds Maintenance Superv	4,043	B	4,043	2.00	2.00
7205	Chief Stationary Engineer	4,122	B	4,122	2.00	2.00
7236	Locksmith Supervisor I	3,359	B	4,082	1.00	1.00
7242	Painter Supervisor I	2,847	B	3,653	1.00	1.00
7262	Maintenance Planner	4,289	B	4,289	1.00	1.00
7334	Stationary Engineer	3,249	B	3,249	26.00	26.00
7335	Senior Stationary Engineer	3,682	B	3,682	6.00	6.00
7342	Locksmith	2,726	B	3,313	2.00	2.00
7344	Carpenter	2,726	B	3,313	2.00	2.00
7345	Electrician	3,064	B	3,724	1.00	1.00
7346	Painter	2,507	B	3,047	4.00	4.00
7347	Plumber	3,169	B	3,851	1.00	1.00
7348	Steamfitter	3,169	B	3,851	2.00	2.00
7450	Shade And Drapery Worker	1,936	B	2,354	1.00	1.00
7524	Institution Utility Worker	1,698	B	2,063	3.00	3.00
9924	Public Service Aide - Health Services	1,462	B	1,462	1.00	1.00
P103	Special Nurse	5,423	B	7,124	79.45	79.45
TEMPM	Temporary - Miscellaneous	0.00	B	0.00	33.18	31.56
TEMPN	Temporary - Nurses	0.00	B	0.00	3.35	3.33
SubFund Total:					2,487.85	2,489.88
Subfund:	5H AAA ACP	SFGH-CONTINUING PROJ-OPERATING FD				

Annual Salary Ordinance 2015-2016 and 2016-2017

Budgeted Position Counts (FTE) by Department and Job Code

Job Code	Title	Low	Type	High	2015-2016 FTE	2016-2017 FTE
DPH PUBLIC HEALTH						
Program:	D1H	SFGH - ACUTE CARE - HOSPITAL				
Subfund:	5H AAA ACP	SFGH-CONTINUING PROJ-OPERATING FD				
0931	Manager III	4,106	B	5,241	1.00	1.00
0941	Manager VI	5,101	B	6,510	1.00	1.00
1044	IS Engineer-Principal	4,352	B	5,473	0.00	0.00
1241	Personnel Analyst	2,372	B	3,491	0.77	1.00
1314	Public Relations Officer	3,027	B	3,679	1.00	1.00
1632	Senior Account Clerk	2,115	B	2,571	1.00	1.00
1654	Accountant III	3,087	B	3,752	1.00	1.00
1657	Accountant IV	3,574	B	4,343	1.00	1.00
1820	Junior Administrative Analyst	2,094	B	2,545	1.00	1.00
1824	Principal Administrative Analyst	3,714	B	4,514	1.00	1.00
1942	Assistant Materials Coordinator	3,132	B	3,807	0.00	0.00
1950	Assistant Purchaser	2,161	B	2,627	1.00	1.00
2322	Nurse Manager	5,038	B	7,336	1.00	1.00
2736	Porter	1,778	B	2,161	3.00	3.00
5502	Project Manager I	4,796	B	4,796	1.00	1.00
5504	Project Manager II	5,550	B	5,550	2.00	2.00
5506	Project Manager III	6,737	B	6,737	1.00	1.00
7203	Buildings And Grounds Maintenance Superv	4,043	B	4,043	1.00	1.00
7334	Stationary Engineer	3,249	B	3,249	3.00	3.00
7335	Senior Stationary Engineer	3,682	B	3,682	2.00	2.00
7344	Carpenter	2,726	B	3,313	1.00	1.00
7345	Electrician	3,064	B	3,724	1.00	1.00
7347	Plumber	3,169	B	3,851	1.00	1.00
SubFund Total:					26.77	27.00
Program Total:					2,514.62	2,516.88
Program:	D1P	SFGH - ACUTE CARE - PSYCHIATRY				
Subfund:	5H AAA AAA	SFGH-OPERATING-NON-PROJ-CONTROLLED FD				
1428	Unit Clerk	2,063	B	2,507	7.00	7.00
1842	Management Assistant	2,533	B	3,080	1.00	1.00
2105	Patient Services Finance Technician	1,946	B	2,365	1.00	1.00
2303	Patient Care Assistant	1,756	B	2,135	3.60	3.60
2305	Psychiatric Technician	2,388	B	2,902	14.60	14.60

Annual Salary Ordinance 2015-2016 and 2016-2017

Budgeted Position Counts (FTE) by Department and Job Code

Job Code	Title	Low	Type	High	2015-2016 FTE	2016-2017 FTE
DPH PUBLIC HEALTH						
Program:	D1P	SFGH - ACUTE CARE - PSYCHIATRY				
Subfund:	5H AAA AAA	SFGH-OPERATING-NON-PROJ-CONTROLLED FD				
2312	Licensed Vocational Nurse	2,377	B	2,890	1.75	1.75
2320	Registered Nurse	4,338	B	5,699	52.35	52.35
2322	Nurse Manager	5,038	B	7,336	3.00	3.00
2323	Clinical Nurse Specialist	4,877	B	7,610	3.00	3.00
2326	Nursing Supervisor Psychiatric	5,553	B	8,086	2.00	2.00
2328	Nurse Practitioner	5,374	B	7,608	3.50	3.50
2548	Occupational Therapist	3,041	B	4,278	6.93	7.39
2550	Senior Occupational Therapist	3,436	B	4,835	1.00	1.00
2574	Clinical Psychologist	3,396	B	4,128	1.00	1.00
2587	Health Worker III	2,115	B	2,571	0.00	0.00
2930	Psychiatric Social Worker	2,933	B	3,566	7.50	7.50
P103	Special Nurse	5,423	B	7,124	3.14	3.14
TEMPM	Temporary - Miscellaneous	0.00	B	0.00	0.02	0.02
TEMPN	Temporary - Nurses	0.00	B	0.00	0.01	0.01
SubFund Total:					112.40	112.86
Program Total:					112.40	112.86
Program:	D3A	SFGH - AMBU CARE - ADULT MED HLTH CNTR				
Subfund:	5H AAA AAA	SFGH-OPERATING-NON-PROJ-CONTROLLED FD				
1406	Senior Clerk	1,765	B	2,145	24.80	24.80
1431	Senior Unit Clerk	2,145	B	2,607	3.00	3.00
2230	Physician Specialist	5,911	B	8,369	0.00	0.00
2312	Licensed Vocational Nurse	2,377	B	2,890	2.90	2.90
2320	Registered Nurse	4,338	B	5,699	39.35	39.35
2322	Nurse Manager	5,038	B	7,336	4.00	4.00
2325	Nurse Midwife	4,877	B	7,610	3.24	3.24
2328	Nurse Practitioner	5,374	B	7,608	28.66	28.66
2430	Medical Evaluations Assistant	1,975	B	2,401	54.43	54.43
2454	Clinical Pharmacist	4,976	B	6,351	1.00	1.00
2586	Health Worker II	1,932	B	2,348	24.80	24.80
2587	Health Worker III	2,115	B	2,571	2.00	2.00
2920	Medical Social Worker	2,933	B	3,566	0.50	0.50
2930	Psychiatric Social Worker	2,933	B	3,566	1.00	1.00
P103	Special Nurse	5,423	B	7,124	6.96	6.96

Annual Salary Ordinance 2015-2016 and 2016-2017

Budgeted Position Counts (FTE) by Department and Job Code

Job Code	Title	Low	Type	High	2015-2016 FTE	2016-2017 FTE
DPH PUBLIC HEALTH						
Program:	D3A	SFGH - AMBU CARE - ADULT MED HLTH CNTR				
Subfund:	5H AAA AAA	SFGH-OPERATING-NON-PROJ-CONTROLLED FD				
TEMPM	Temporary - Miscellaneous	0.00	B	0.00	0.06	0.06
TEMPN	Temporary - Nurses	0.00	B	0.00	0.67	0.66
SubFund Total:					197.37	197.36
Program Total:					197.37	197.36
Program:	D3C	SFGH - AMBU CARE - METHADONE CLINIC				
Subfund:	5H AAA AAA	SFGH-OPERATING-NON-PROJ-CONTROLLED FD				
1406	Senior Clerk	1,765	B	2,145	1.00	1.00
2110	Medical Records Clerk	2,009	B	2,442	2.00	2.00
2312	Licensed Vocational Nurse	2,377	B	2,890	1.00	1.00
2320	Registered Nurse	4,338	B	5,699	5.80	5.80
2322	Nurse Manager	5,038	B	7,336	1.00	1.00
2328	Nurse Practitioner	5,374	B	7,608	1.75	1.75
2586	Health Worker II	1,932	B	2,348	1.00	1.00
2587	Health Worker III	2,115	B	2,571	6.00	6.00
P103	Special Nurse	5,423	B	7,124	1.20	1.20
TEMPM	Temporary - Miscellaneous	0.00	B	0.00	0.02	0.02
TEMPN	Temporary - Nurses	0.00	B	0.00	0.01	0.01
SubFund Total:					20.78	20.78
Program Total:					20.78	20.78
Program:	D30	SFGH - AMBU CARE - OCCUPATIONAL HEALTH				
Subfund:	5H AAA AAA	SFGH-OPERATING-NON-PROJ-CONTROLLED FD				
1406	Senior Clerk	1,765	B	2,145	1.00	1.00
2105	Patient Services Finance Technician	1,946	B	2,365	4.00	4.00
2312	Licensed Vocational Nurse	2,377	B	2,890	8.00	8.00
2320	Registered Nurse	4,338	B	5,699	2.77	3.00
2326	Nursing Supervisor Psychiatric	5,553	B	8,086	0.00	0.00
2328	Nurse Practitioner	5,374	B	7,608	5.45	5.45
2540	Audiologist	3,369	B	4,299	1.00	1.00
2591	Health Program Coordinator II	2,855	B	3,470	1.00	1.00
P103	Special Nurse	5,423	B	7,124	1.00	1.00
TEMPM	Temporary - Miscellaneous	0.00	B	0.00	2.52	2.52
TEMPN	Temporary - Nurses	0.00	B	0.00	0.01	0.01
SubFund Total:					26.75	26.98

Annual Salary Ordinance 2015-2016 and 2016-2017

Budgeted Position Counts (FTE) by Department and Job Code

Job Code	Title	Low	Type	High	2015-2016 FTE	2016-2017 FTE
DPH PUBLIC HEALTH						
Program:	D3O	SFGH - AMBU CARE - OCCUPATIONAL HEALTH				
Program Total:					26.75	26.98
Program:	D5E	SFGH - EMERGENCY - EMERGENCY				
Subfund:	5H AAA AAA	SFGH-OPERATING-NON-PROJ-CONTROLLED FD				
2112	Medical Records Technician	2,252	B	2,737	1.00	1.00
2114	Medical Records Technician Supervisor	2,632	B	3,199	1.00	1.00
2320	Registered Nurse	4,338	B	5,699	99.60	99.60
2322	Nurse Manager	5,038	B	7,336	2.00	2.00
2323	Clinical Nurse Specialist	4,877	B	7,610	2.00	2.00
2326	Nursing Supervisor Psychiatric	5,553	B	8,086	1.00	1.00
2328	Nurse Practitioner	5,374	B	7,608	21.38	21.38
2430	Medical Evaluations Assistant	1,975	B	2,401	60.00	60.00
P103	Special Nurse	5,423	B	7,124	17.26	18.46
TEMPM	Temporary - Miscellaneous	0.00	B	0.00	3.21	3.11
TEMPN	Temporary - Nurses	0.00	B	0.00	2.54	2.52
SubFund Total:					210.99	212.07
Program Total:					210.99	212.07
Program:	D5S	SFGH - EMERGENCY - PSYCHIATRIC SERVICES				
Subfund:	5H AAA AAA	SFGH-OPERATING-NON-PROJ-CONTROLLED FD				
1428	Unit Clerk	2,063	B	2,507	3.00	3.00
2303	Patient Care Assistant	1,756	B	2,135	1.80	1.80
2305	Psychiatric Technician	2,388	B	2,902	8.40	8.40
2312	Licensed Vocational Nurse	2,377	B	2,890	1.00	1.00
2320	Registered Nurse	4,338	B	5,699	17.70	17.70
2322	Nurse Manager	5,038	B	7,336	1.00	1.00
2430	Medical Evaluations Assistant	1,975	B	2,401	2.90	2.90
2930	Psychiatric Social Worker	2,933	B	3,566	0.20	0.20
P103	Special Nurse	5,423	B	7,124	3.65	3.65
TEMPM	Temporary - Miscellaneous	0.00	B	0.00	0.05	0.05
TEMPN	Temporary - Nurses	0.00	B	0.00	0.01	0.01
SubFund Total:					39.71	39.71
Program Total:					39.71	39.71
Program:	D6P	SFGH - LONG TERM CARE - RF PSYCHIATRY				
Subfund:	5H AAA AAA	SFGH-OPERATING-NON-PROJ-CONTROLLED FD				
1404	Clerk	1,702	B	2,069	2.00	2.00

Annual Salary Ordinance 2015-2016 and 2016-2017

Budgeted Position Counts (FTE) by Department and Job Code

Job Code	Title	Low	Type	High	2015-2016 FTE	2016-2017 FTE
DPH PUBLIC HEALTH						
Program:	D6P	SFGH - LONG TERM CARE - RF PSYCHIATRY				
Subfund:	5H AAA AAA	SFGH-OPERATING-NON-PROJ-CONTROLLED FD				
1406	Senior Clerk	1,765	B	2,145	4.00	4.00
1428	Unit Clerk	2,063	B	2,507	0.00	0.00
2110	Medical Records Clerk	2,009	B	2,442	1.00	1.00
2303	Patient Care Assistant	1,756	B	2,135	48.80	48.80
2305	Psychiatric Technician	2,388	B	2,902	2.00	2.00
2312	Licensed Vocational Nurse	2,377	B	2,890	3.99	3.99
2314	Behavioral Health Team Leader	2,502	B	3,041	13.80	13.80
2320	Registered Nurse	4,338	B	5,699	4.90	4.90
2322	Nurse Manager	5,038	B	7,336	1.00	1.00
2328	Nurse Practitioner	5,374	B	7,608	0.50	0.50
2551	Mental Health Treatment Specialist	3,018	B	3,668	5.00	5.00
2587	Health Worker III	2,115	B	2,571	5.00	5.00
2604	Food Service Worker	1,543	B	1,965	0.00	0.00
2618	Food Service Supervisor	1,994	B	2,424	0.00	0.00
2619	Senior Food Service Supervisor	2,199	B	2,672	0.00	0.00
2624	Dietitian	2,672	B	3,248	0.00	0.00
2654	Cook	2,063	B	2,507	0.00	0.00
2736	Porter	1,778	B	2,161	3.00	3.00
2740	Porter Supervisor I	2,156	B	2,621	0.00	0.00
2908	Senior Hospital Eligibility Worker	2,424	B	2,946	1.00	1.00
2930	Psychiatric Social Worker	2,933	B	3,566	1.00	1.00
2931	Marriage, Family And Child Counselor	2,933	B	3,566	1.00	1.00
2932	Senior Psychiatric Social Worker	3,064	B	3,724	1.00	1.00
7334	Stationary Engineer	3,249	B	3,249	1.00	1.00
7342	Locksmith	2,726	B	3,313	0.00	0.00
P103	Special Nurse	5,423	B	7,124	0.93	0.93
TEMPM	Temporary - Miscellaneous	0.00	B	0.00	5.02	4.87
TEMPN	Temporary - Nurses	0.00	B	0.00	0.01	0.01
SubFund Total:					105.95	105.80
Program Total:					105.95	105.80
Program:	DA4	LAGUNA HONDA - NON LHH PROGRAM EXPENSES				
Subfund:	5L AAA AAA	LHH-OPERATING-NON-PROJ-CONTROLLED FD				
2736	Porter	1,778	B	2,161	3.00	3.00

Annual Salary Ordinance 2015-2016 and 2016-2017

Budgeted Position Counts (FTE) by Department and Job Code

Job Code	Title	Low	Type	High	2015-2016 FTE	2016-2017 FTE
DPH PUBLIC HEALTH						
Program:	DA4	LAGUNA HONDA - NON LHH PROGRAM EXPENSES				
Subfund:	5L AAA AAA	LHH-OPERATING-NON-PROJ-CONTROLLED FD				
SubFund Total:					3.00	3.00
Program Total:					3.00	3.00
Program:	DA5	LAGUNA HONDA - LONG TERM CARE				
Subfund:	5L AAA AAA	LHH-OPERATING-NON-PROJ-CONTROLLED FD				
0922	Manager I	3,547	B	4,527	4.00	4.00
0923	Manager II	3,807	B	4,859	3.00	3.00
0931	Manager III	4,106	B	5,241	5.00	5.00
0932	Manager IV	4,407	B	5,624	3.00	3.00
0933	Manager V	4,753	B	6,067	2.00	2.00
0941	Manager VI	5,101	B	6,510	2.00	2.00
0943	Manager VIII	6,187	B	7,896	2.00	2.00
1022	IS Administrator II	2,758	B	3,353	0.00	0.00
1042	IS Engineer-Journey	3,649	B	4,591	2.00	2.00
1043	IS Engineer-Senior	4,046	B	5,087	2.00	2.00
1044	IS Engineer-Principal	4,352	B	5,473	2.00	2.00
1052	IS Business Analyst	2,945	B	3,705	1.00	1.00
1053	IS Business Analyst-Senior	3,409	B	4,289	1.00	1.00
1054	IS Business Analyst-Principal	3,948	B	4,965	3.00	3.00
1070	IS Project Director	4,352	B	5,473	1.00	1.00
1093	IT Operations Support Administrator III	2,758	B	3,353	4.00	4.00
1161	Executive Assistant To The Administrator	3,873	B	4,708	0.00	0.00
1165	Manager, Department of Public Health	6,968	B	8,893	1.00	1.00
1204	Senior Personnel Clerk	2,194	B	2,666	5.00	5.00
1220	Payroll Clerk	2,178	B	2,647	3.00	3.00
1222	Senior Payroll And Personnel Clerk	2,388	B	2,902	2.00	2.00
1226	Chief Payroll And Personnel Clerk	2,779	B	3,378	1.00	1.00
1241	Personnel Analyst	2,372	B	3,491	1.00	1.00
1244	Senior Personnel Analyst	3,353	B	4,075	2.00	2.00
1404	Clerk	1,702	B	2,069	2.00	2.00
1406	Senior Clerk	1,765	B	2,145	9.00	9.00
1408	Principal Clerk	2,332	B	2,835	1.00	1.00
1428	Unit Clerk	2,063	B	2,507	16.00	16.00

Annual Salary Ordinance 2015-2016 and 2016-2017

Budgeted Position Counts (FTE) by Department and Job Code

Job Code	Title	Low	Type	High	2015-2016 FTE	2016-2017 FTE
DPH PUBLIC HEALTH						
Program:	DA5	LAGUNA HONDA - LONG TERM CARE				
Subfund:	5L AAA AAA	LHH-OPERATING-NON-PROJ-CONTROLLED FD				
1429	Nurses Staffing Assistant	1,899	B	2,309	7.00	7.00
1430	Transcriber Typist	1,941	B	2,360	1.00	1.00
1440	Medical Transcriber Typist	2,063	B	2,507	2.00	2.00
1630	Account Clerk	1,827	B	2,221	1.00	1.00
1632	Senior Account Clerk	2,115	B	2,571	3.00	3.00
1634	Principal Account Clerk	2,388	B	2,902	1.00	1.00
1635	Health Care Billing Clerk I	1,994	B	2,424	1.00	1.00
1636	Health Care Billing Clerk II	2,242	B	2,726	8.00	8.00
1652	Accountant II	2,551	B	3,101	3.00	3.00
1654	Accountant III	3,087	B	3,752	2.00	2.00
1657	Accountant IV	3,574	B	4,343	1.00	1.00
1663	Patient Accounts Supervisor	2,752	B	3,346	1.00	1.00
1664	Patient Accounts Manager	3,155	B	3,836	1.00	1.00
1708	Senior Telephone Operator	1,862	B	2,264	3.50	3.50
1820	Junior Administrative Analyst	2,094	B	2,545	1.00	1.00
1822	Administrative Analyst	2,752	B	3,346	1.00	1.00
1823	Senior Administrative Analyst	3,208	B	3,899	2.00	2.00
1824	Principal Administrative Analyst	3,714	B	4,514	2.00	2.00
1825	Principial Administrative Analyst II	4,067	B	4,943	1.00	1.00
1842	Management Assistant	2,533	B	3,080	2.00	2.00
1934	Storekeeper	1,862	B	2,264	6.82	6.82
1942	Assistant Materials Coordinator	3,132	B	3,807	2.00	2.00
1944	Materials Coordinator	3,714	B	4,514	1.00	1.00
2105	Patient Services Finance Technician	1,946	B	2,365	1.00	1.00
2106	Medical Staff Services Department Specia	2,199	B	2,672	1.00	1.00
2110	Medical Records Clerk	2,009	B	2,442	9.50	9.50
2112	Medical Records Technician	2,252	B	2,737	11.00	11.00
2114	Medical Records Technician Supervisor	2,632	B	3,199	1.00	1.00
2119	Health Care Analyst	2,800	B	3,403	1.00	1.00
2145	Hospital Associate Administrator	4,718	B	5,907	1.00	1.00
2230	Physician Specialist	5,911	B	8,369	1.00	1.00
2232	Senior Physician Specialist	6,517	B	9,008	26.30	26.30
2233	Supervising Physician Specialist	7,015	B	9,688	1.00	1.00

Annual Salary Ordinance 2015-2016 and 2016-2017

Budgeted Position Counts (FTE) by Department and Job Code

Job Code	Title	Low	Type	High	2015-2016 FTE	2016-2017 FTE
DPH	PUBLIC HEALTH					
Program:	DA5					
Subfund:	5L AAA AAA					
	LAGUNA HONDA - LONG TERM CARE					
	LHH-OPERATING-NON-PROJ-CONTROLLED FD					
2302	Nursing Assistant	2,209	B	2,685	105.10	105.10
2303	Patient Care Assistant	1,756	B	2,135	342.36	342.36
2312	Licensed Vocational Nurse	2,377	B	2,890	102.65	102.65
2320	Registered Nurse	4,338	B	5,699	169.46	169.46
2322	Nurse Manager	5,038	B	7,336	23.50	23.50
2323	Clinical Nurse Specialist	4,877	B	7,610	7.00	7.00
2324	Nursing Supervisor	5,553	B	8,086	8.00	8.00
2326	Nursing Supervisor Psychiatric	5,553	B	8,086	1.00	1.00
2328	Nurse Practitioner	5,374	B	7,608	0.00	0.00
2390	Central Processing And Distribution Tech	2,309	B	2,806	3.50	3.50
2392	Sr Central Processing And Distribution T	2,835	B	3,446	1.00	1.00
2406	Pharmacy Helper	2,274	B	2,764	1.00	1.00
2409	Pharmacy Technician	2,602	B	3,162	9.10	9.10
2424	X-Ray Laboratory Aide	2,135	B	2,596	1.00	1.00
2430	Medical Evaluations Assistant	1,975	B	2,401	6.00	6.00
2450	Pharmacist	4,514	B	5,760	8.50	8.50
2454	Clinical Pharmacist	4,976	B	6,351	4.00	4.00
2468	Diagnostic Imaging Technologist II	3,353	B	4,492	1.00	1.00
2469	Diagnostic Imaging Technologist III	3,520	B	4,717	1.00	1.00
2536	Respiratory Care Practitioner	2,424	B	2,946	3.00	3.00
2542	Speech Pathologist	3,353	B	4,492	4.00	4.00
2548	Occupational Therapist	3,041	B	4,278	8.58	8.58
2550	Senior Occupational Therapist	3,436	B	4,835	2.00	2.00
2554	Therapy Aide	2,412	B	2,933	7.00	7.00
2555	Physical Therapist Assistant	2,557	B	3,426	2.00	2.00
2556	Physical Therapist	3,041	B	4,278	8.00	8.00
2558	Senior Physical Therapist	3,436	B	4,835	1.00	1.00
2574	Clinical Psychologist	3,396	B	4,128	2.74	2.74
2576	Supervising Clinical Psychologist	3,788	B	4,604	1.50	1.50
2583	Home Health Aide	1,440	B	1,744	59.00	59.00
2586	Health Worker II	1,932	B	2,348	1.00	1.00
2587	Health Worker III	2,115	B	2,571	38.10	38.10

Annual Salary Ordinance 2015-2016 and 2016-2017

Budgeted Position Counts (FTE) by Department and Job Code

Job Code	Title	Low	Type	High	2015-2016 FTE	2016-2017 FTE
DPH	PUBLIC HEALTH					
Program:	DA5					
Subfund:	5L AAA AAA					
	LHH-OPERATING-NON-PROJ-CONTROLLED FD					
2588	Health Worker IV	2,472	B	3,005	10.00	10.00
2589	Health Program Coordinator I	2,507	B	3,047	1.00	1.00
2591	Health Program Coordinator II	2,855	B	3,470	1.00	1.00
2593	Health Program Coordinator III	3,194	B	3,881	1.00	1.00
2604	Food Service Worker	1,543	B	1,965	68.75	68.75
2606	Senior Food Service Worker	1,618	B	2,063	10.00	10.00
2608	Supply Room Attendent	1,666	B	2,023	1.00	1.00
2618	Food Service Supervisor	1,994	B	2,424	2.00	2.00
2619	Senior Food Service Supervisor	2,199	B	2,672	1.00	1.00
2620	Food Service Manager Administrator	2,647	B	3,217	1.00	1.00
2622	Dietetic Technician	1,871	B	2,274	3.00	3.00
2624	Dietitian	2,672	B	3,248	8.50	8.50
2626	Chief Dietitian	2,933	B	3,566	1.00	1.00
2650	Assistant Cook	1,658	B	2,014	3.00	3.00
2654	Cook	2,063	B	2,507	7.00	7.00
2656	Chef	2,332	B	2,835	3.00	3.00
2736	Porter	1,778	B	2,161	98.00	98.00
2740	Porter Supervisor I	2,156	B	2,621	7.00	7.00
2785	Assistant General Services Manager	2,365	B	2,874	2.00	2.00
2818	Health Program Planner	2,874	B	3,493	1.00	1.00
2903	Hospital Eligibility Worker	2,115	B	2,571	3.00	3.00
2908	Senior Hospital Eligibility Worker	2,424	B	2,946	4.50	4.50
2909	Hospital Eligibility Worker Supervisor	2,960	B	3,597	2.00	2.00
2920	Medical Social Worker	2,933	B	3,566	16.00	16.00
2922	Senior Medical Social Worker	3,064	B	3,724	1.00	1.00
2930	Psychiatric Social Worker	2,933	B	3,566	3.00	3.00
2931	Marriage, Family And Child Counselor	2,933	B	3,566	1.00	1.00
3417	Gardener	2,079	B	2,527	2.00	2.00
4321	Cashier II	1,895	B	2,303	2.00	2.00
6138	Industrial Hygienist	3,734	B	4,539	1.00	1.00
6139	Senior Industrial Hygienist	4,117	B	5,005	0.77	1.00
7120	Buildings And Grounds Maintenance Superi	4,731	B	4,731	1.00	1.00
7203	Buildings And Grounds Maintenance	4,043	B	4,043	1.00	1.00

Annual Salary Ordinance 2015-2016 and 2016-2017

Budgeted Position Counts (FTE) by Department and Job Code

Job Code	Title	Low	Type	High	2015-2016 FTE	2016-2017 FTE
DPH PUBLIC HEALTH						
Program:	DA5	LAGUNA HONDA - LONG TERM CARE				
Subfund:	5L AAA AAA	LHH-OPERATING-NON-PROJ-CONTROLLED FD				
	Superv					
7205	Chief Stationary Engineer	4,122	B	4,122	1.00	1.00
7324	Beautician	2,084	B	2,533	2.00	2.00
7334	Stationary Engineer	3,249	B	3,249	13.00	13.00
7335	Senior Stationary Engineer	3,682	B	3,682	3.00	3.00
7342	Locksmith	2,726	B	3,313	2.00	2.00
7344	Carpenter	2,726	B	3,313	2.00	2.00
7345	Electrician	3,064	B	3,724	2.00	2.00
7346	Painter	2,507	B	3,047	2.00	2.00
7347	Plumber	3,169	B	3,851	2.00	2.00
7355	Truck Driver	2,459	B	3,132	2.00	2.00
7524	Institution Utility Worker	1,698	B	2,063	10.00	10.00
P103	Special Nurse	5,423	B	7,124	18.59	18.59
TEMPM	Temporary - Miscellaneous	0.00	B	0.00	17.12	16.59
TEMPN	Temporary - Nurses	0.00	B	0.00	4.76	4.74
SubFund Total:					1,471.20	1,470.88
Subfund:	5L CPF LOC	LHH-CAPITAL PROJECTS-LOCAL FUND				
0923	Manager II	3,807	B	4,859	0.00	0.00
0931	Manager III	4,106	B	5,241	0.00	0.00
0941	Manager VI	5,101	B	6,510	1.00	1.00
1022	IS Administrator II	2,758	B	3,353	0.00	0.00
1054	IS Business Analyst-Principal	3,948	B	4,965	1.00	1.00
1070	IS Project Director	4,352	B	5,473	2.00	2.00
1093	IT Operations Support Administrator III	2,758	B	3,353	3.00	3.00
1241	Personnel Analyst	2,372	B	3,491	1.19	1.19
1246	Principal Personnel Analyst	3,978	B	4,835	0.81	0.81
1426	Senior Clerk Typist	1,941	B	2,360	2.00	2.00
1430	Transcriber Typist	1,941	B	2,360	1.00	1.00
1446	Secretary II	2,140	B	2,602	1.00	1.00
1842	Management Assistant	2,533	B	3,080	0.50	0.50
1844	Senior Management Assistant	2,902	B	3,527	0.00	0.00
1920	Inventory Clerk	1,698	B	2,063	1.00	1.00
1934	Storekeeper	1,862	B	2,264	1.00	1.00

Annual Salary Ordinance 2015-2016 and 2016-2017

Budgeted Position Counts (FTE) by Department and Job Code

Job Code	Title	Low	Type	High	2015-2016 FTE	2016-2017 FTE
DPH PUBLIC HEALTH						
Program:	DA5	LAGUNA HONDA - LONG TERM CARE				
Subfund:	5L CPF LOC	LHH-CAPITAL PROJECTS-LOCAL FUND				
1942	Assistant Materials Coordinator	3,132	B	3,807	1.00	1.00
1956	Senior Purchaser	3,289	B	3,998	2.00	2.00
2324	Nursing Supervisor	5,553	B	8,086	2.00	2.00
2390	Central Processing And Distribution Tech	2,309	B	2,806	2.00	2.00
7334	Stationary Engineer	3,249	B	3,249	2.00	2.00
SubFund Total:					24.50	24.50
Program Total:					1,495.70	1,495.38
Program:	DBG	LAGUNA HONDA HOSP - ACUTE CARE				
Subfund:	5L AAA AAA	LHH-OPERATING-NON-PROJ-CONTROLLED FD				
2302	Nursing Assistant	2,209	B	2,685	7.00	7.00
2303	Patient Care Assistant	1,756	B	2,135	2.00	2.00
2320	Registered Nurse	4,338	B	5,699	12.50	12.50
2322	Nurse Manager	5,038	B	7,336	0.00	0.00
P103	Special Nurse	5,423	B	7,124	0.68	0.68
TEMPM	Temporary - Miscellaneous	0.00	B	0.00	0.12	0.12
SubFund Total:					22.30	22.30
Program Total:					22.30	22.30
Program:	DHA	CENTRAL ADMINISTRATION				
Subfund:	1G AGF AAA	GF-NON-PROJECT-CONTROLLED				
0114	Board/Commission Member, Group V	8,000	M	8,240	0.00	0.00
0922	Manager I	3,547	B	4,527	2.80	2.80
0923	Manager II	3,807	B	4,859	1.00	1.00
0931	Manager III	4,106	B	5,241	6.77	7.00
0932	Manager IV	4,407	B	5,624	3.00	3.00
0933	Manager V	4,753	B	6,067	4.00	4.00
0941	Manager VI	5,101	B	6,510	3.00	3.00
0942	Manager VII	5,460	B	6,968	1.00	1.00
0943	Manager VIII	6,187	B	7,896	5.00	5.00
0953	Deputy Director III	5,101	B	6,510	2.00	2.00
0955	Deputy Director V	6,187	B	7,896	1.00	1.00
0965	Department Head V	8,291	B	10,582	1.00	1.00
1002	IS Operator-Journey	1,932	B	2,348	0.00	0.00

Annual Salary Ordinance 2015-2016 and 2016-2017

Budgeted Position Counts (FTE) by Department and Job Code

Job Code	Title	Low	Type	High	2015-2016 FTE	2016-2017 FTE
DPH	PUBLIC HEALTH					
Program:	DHA	CENTRAL ADMINISTRATION				
Subfund:	1G AGF AAA	GF-NON-PROJECT-CONTROLLED				
1022	IS Administrator II	2,758	B	3,353	0.00	0.00
1024	IS Administrator-Supervisor	3,608	B	4,385	0.00	0.00
1043	IS Engineer-Senior	4,046	B	5,087	0.00	0.00
1044	IS Engineer-Principal	4,352	B	5,473	1.00	1.00
1052	IS Business Analyst	2,945	B	3,705	1.00	1.00
1054	IS Business Analyst-Principal	3,948	B	4,965	3.00	3.00
1063	IS Programmer Analyst-Senior	3,089	B	3,890	1.00	1.00
1064	IS Programmer Analyst-Principal	3,597	B	4,526	2.00	2.00
1070	IS Project Director	4,352	B	5,473	2.50	3.00
1091	IT Operations Support Administrator I	1,932	B	2,348	2.00	2.00
1093	IT Operations Support Administrator III	2,758	B	3,353	1.00	1.00
1095	IT Operations Support Administrator V	3,608	B	4,385	1.00	1.00
1166	Administrator, Department of Public Heal	7,743	B	9,882	2.00	2.00
1202	Personnel Clerk	1,895	B	2,303	1.00	1.00
1204	Senior Personnel Clerk	2,194	B	2,666	5.00	5.00
1218	Payroll Supervisor	3,064	B	3,724	1.00	1.00
1220	Payroll Clerk	2,178	B	2,647	3.00	3.00
1222	Senior Payroll And Personnel Clerk	2,388	B	2,902	4.00	4.00
1226	Chief Payroll And Personnel Clerk	2,779	B	3,378	1.00	1.00
1230	Instructional Designer	3,194	B	3,881	0.77	1.00
1231	EEO Programs Senior Specialist	3,557	B	4,323	2.00	2.00
1232	Training Officer	2,896	B	3,520	1.77	2.00
1233	Equal Employment Opportunity Programs Sp	2,806	B	3,410	1.00	1.00
1241	Personnel Analyst	2,372	B	3,491	5.75	6.52
1244	Senior Personnel Analyst	3,353	B	4,075	4.77	5.77
1312	Public Information Officer	2,539	B	3,087	1.00	1.00
1406	Senior Clerk	1,765	B	2,145	6.50	7.00
1408	Principal Clerk	2,332	B	2,835	1.00	1.00
1454	Executive Secretary III	2,786	B	3,387	1.00	1.00
1551	Secretary, Health Commission	3,788	B	4,604	1.00	1.00
1630	Account Clerk	1,827	B	2,221	1.00	1.00

Annual Salary Ordinance 2015-2016 and 2016-2017

Budgeted Position Counts (FTE) by Department and Job Code

Job Code	Title	Low	Type	High	2015-2016 FTE	2016-2017 FTE
DPH	PUBLIC HEALTH					
Program:	DHA	CENTRAL ADMINISTRATION				
Subfund:	1G AGF AAA	GF-NON-PROJECT-CONTROLLED				
1632	Senior Account Clerk	2,115	B	2,571	3.00	3.00
1652	Accountant II	2,551	B	3,101	7.54	8.00
1654	Accountant III	3,087	B	3,752	10.82	10.82
1657	Accountant IV	3,574	B	4,343	3.50	3.50
1820	Junior Administrative Analyst	2,094	B	2,545	0.53	0.53
1822	Administrative Analyst	2,752	B	3,346	1.00	1.00
1823	Senior Administrative Analyst	3,208	B	3,899	6.50	6.50
1824	Principal Administrative Analyst	3,714	B	4,514	4.25	4.25
2112	Medical Records Technician	2,252	B	2,737	1.00	1.00
2119	Health Care Analyst	2,800	B	3,403	7.00	7.00
2232	Senior Physician Specialist	6,517	B	9,008	0.80	0.80
2233	Supervising Physician Specialist	7,015	B	9,688	1.00	1.00
2320	Registered Nurse	4,338	B	5,699	4.50	5.00
2322	Nurse Manager	5,038	B	7,336	2.00	2.00
2324	Nursing Supervisor	5,553	B	8,086	1.00	1.00
2586	Health Worker II	1,932	B	2,348	0.00	0.00
2588	Health Worker IV	2,472	B	3,005	0.77	1.00
2589	Health Program Coordinator I	2,507	B	3,047	0.77	1.00
2591	Health Program Coordinator II	2,855	B	3,470	3.00	3.00
2593	Health Program Coordinator III	3,194	B	3,881	2.81	3.50
2736	Porter	1,778	B	2,161	9.00	9.00
2803	Epidemiologist II	3,241	B	3,940	2.05	2.05
2818	Health Program Planner	2,874	B	3,493	2.38	2.50
2820	Senior Health Program Planner	3,327	B	4,044	7.20	7.20
2822	Health Educator	2,953	B	3,589	1.77	2.00
2930	Psychiatric Social Worker	2,933	B	3,566	1.00	1.00
5177	Safety Officer	4,117	B	5,005	1.00	1.00
6130	Safety Analyst	3,734	B	4,539	1.00	1.00
6138	Industrial Hygienist	3,734	B	4,539	0.50	0.50
6139	Senior Industrial Hygienist	4,117	B	5,005	2.00	2.00
8139	Industrial Injury Investigator	2,424	B	2,946	1.00	1.00
TEMPM	Temporary - Miscellaneous	0.00	B	0.00	3.36	3.25
SubFund Total:					183.68	189.49

Annual Salary Ordinance 2015-2016 and 2016-2017

Budgeted Position Counts (FTE) by Department and Job Code

Job Code	Title	Low	Type	High	2015-2016 FTE	2016-2017 FTE
DPH PUBLIC HEALTH						
Program:	DHA	CENTRAL ADMINISTRATION				
Subfund:	1G AGF AAP	GF-ANNUAL PROJECT				
0933	Manager V	4,753	B	6,067	3.00	3.00
0942	Manager VII	5,460	B	6,968	1.00	1.00
0943	Manager VIII	6,187	B	7,896	1.00	1.00
1022	IS Administrator II	2,758	B	3,353	0.00	0.00
1023	IS Administrator III	3,353	B	4,075	0.00	0.00
1024	IS Administrator-Supervisor	3,608	B	4,385	0.00	0.00
1043	IS Engineer-Senior	4,046	B	5,087	9.00	9.00
1044	IS Engineer-Principal	4,352	B	5,473	6.00	6.00
1052	IS Business Analyst	2,945	B	3,705	2.00	2.00
1053	IS Business Analyst-Senior	3,409	B	4,289	3.00	3.00
1064	IS Programmer Analyst-Principal	3,597	B	4,526	1.00	1.00
1070	IS Project Director	4,352	B	5,473	1.00	1.00
1092	IT Operations Support Administrator II	2,269	B	2,758	1.00	1.00
1093	IT Operations Support Administrator III	2,758	B	3,353	6.00	6.00
1094	IT Operations Support Administrator IV	3,353	B	4,075	5.00	5.00
1095	IT Operations Support Administrator V	3,608	B	4,385	1.00	1.00
1820	Junior Administrative Analyst	2,094	B	2,545	1.00	1.00
1824	Principal Administrative Analyst	3,714	B	4,514	1.00	1.00
TEMPM	Temporary - Miscellaneous	0.00	B	0.00	0.01	0.01
SubFund Total:					42.01	42.01
Subfund:	1G AGF ACP	GF-CONTINUING PROJECTS				
1041	IS Engineer-Assistant	3,296	B	4,144	3.08	4.00
1042	IS Engineer-Journey	3,649	B	4,591	1.54	2.00
1043	IS Engineer-Senior	4,046	B	5,087	2.31	3.00
1044	IS Engineer-Principal	4,352	B	5,473	2.31	3.00
1052	IS Business Analyst	2,945	B	3,705	3.08	4.00
1053	IS Business Analyst-Senior	3,409	B	4,289	11.28	15.00
1054	IS Business Analyst-Principal	3,948	B	4,965	5.89	8.00
1070	IS Project Director	4,352	B	5,473	0.77	1.00
1091	IT Operations Support Administrator I	1,932	B	2,348	7.69	20.00
1092	IT Operations Support Administrator II	2,269	B	2,758	5.39	13.77
1232	Training Officer	2,896	B	3,520	0.00	1.00

Annual Salary Ordinance 2015-2016 and 2016-2017

Budgeted Position Counts (FTE) by Department and Job Code

Job Code	Title	Low	Type	High	2015-2016 FTE	2016-2017 FTE
DPH PUBLIC HEALTH						
Program:	DHA	CENTRAL ADMINISTRATION				
Subfund:	1G AGF ACP	GF-CONTINUING PROJECTS				
1237	Training Coordinator	3,282	B	3,989	0.77	1.00
1822	Administrative Analyst	2,752	B	3,346	0.77	1.00
1824	Principal Administrative Analyst	3,714	B	4,514	0.77	1.00
1934	Storekeeper	1,862	B	2,264	0.77	1.00
1942	Assistant Materials Coordinator	3,132	B	3,807	0.77	1.00
2320	Registered Nurse	4,338	B	5,699	1.54	3.00
2803	Epidemiologist II	3,241	B	3,940	0.77	1.00
TEMPM	Temporary - Miscellaneous	0.00	B	0.00	0.93	1.22
SubFund Total:					50.43	84.99
Subfund:	1G AGF WOF	GENERAL FUND WORK ORDER FUND				
0933	Manager V	4,753	B	6,067	0.00	0.00
1043	IS Engineer-Senior	4,046	B	5,087	0.00	0.00
1044	IS Engineer-Principal	4,352	B	5,473	0.00	0.00
1052	IS Business Analyst	2,945	B	3,705	0.00	0.00
1064	IS Programmer Analyst-Principal	3,597	B	4,526	0.00	0.00
1406	Senior Clerk	1,765	B	2,145	0.77	1.00
5177	Safety Officer	4,117	B	5,005	1.00	1.00
6138	Industrial Hygienist	3,734	B	4,539	1.50	1.50
6139	Senior Industrial Hygienist	4,117	B	5,005	0.77	1.00
TEMPM	Temporary - Miscellaneous	0.00	B	0.00	1.77	1.02
SubFund Total:					5.81	5.52
Subfund:	2S CHS GNC	GRANTS; NON-PROJECT; CONTINUING				
1822	Administrative Analyst	2,752	B	3,346	0.77	1.00
1840	Junior Management Assistant	2,230	B	2,711	0.77	1.00
2230	Physician Specialist	5,911	B	8,369	0.77	1.00
2328	Nurse Practitioner	5,374	B	7,608	0.77	1.00
2533	Emergency Medical Services Agency Specia	3,547	B	4,311	0.50	0.50
2587	Health Worker III	2,115	B	2,571	3.08	4.00
2589	Health Program Coordinator I	2,507	B	3,047	2.65	2.88
2591	Health Program Coordinator II	2,855	B	3,470	0.77	1.00
2593	Health Program Coordinator III	3,194	B	3,881	1.54	2.00
2803	Epidemiologist II	3,241	B	3,940	1.54	2.00

Annual Salary Ordinance 2015-2016 and 2016-2017

Budgeted Position Counts (FTE) by Department and Job Code

Job Code	Title	Low	Type	High	2015-2016 FTE	2016-2017 FTE
DPH PUBLIC HEALTH						
Program:	DHA	CENTRAL ADMINISTRATION				
Subfund:	2S CHS GNC	GRANTS; NON-PROJECT; CONTINUING				
TEMPM	Temporary - Miscellaneous	0.00	B	0.00	0.28	0.26
SubFund Total:					13.44	16.64
Program Total:					295.37	338.65
Program:	DHH	HEALTH AT HOME				
Subfund:	1G AGF AAA	GF-NON-PROJECT-CONTROLLED				
1021	IS Administrator I	2,269	B	2,758	0.00	0.00
1092	IT Operations Support Administrator II	2,269	B	2,758	1.00	1.00
1404	Clerk	1,702	B	2,069	2.10	2.10
1406	Senior Clerk	1,765	B	2,145	1.00	1.00
1408	Principal Clerk	2,332	B	2,835	1.00	1.00
1636	Health Care Billing Clerk II	2,242	B	2,726	3.00	3.00
1822	Administrative Analyst	2,752	B	3,346	1.00	1.00
2112	Medical Records Technician	2,252	B	2,737	1.00	1.00
2312	Licensed Vocational Nurse	2,377	B	2,890	2.00	2.00
2320	Registered Nurse	4,338	B	5,699	17.85	17.85
2322	Nurse Manager	5,038	B	7,336	2.00	2.00
2542	Speech Pathologist	3,353	B	4,492	0.20	0.20
2548	Occupational Therapist	3,041	B	4,278	3.30	3.30
2556	Physical Therapist	3,041	B	4,278	7.80	7.80
2558	Senior Physical Therapist	3,436	B	4,835	1.00	1.00
2583	Home Health Aide	1,440	B	1,744	2.03	2.03
2585	Health Worker I	1,727	B	2,099	1.00	1.00
2736	Porter	1,778	B	2,161	0.50	0.50
2920	Medical Social Worker	2,933	B	3,566	3.50	3.50
2922	Senior Medical Social Worker	3,064	B	3,724	1.00	1.00
P103	Special Nurse	5,423	B	7,124	0.20	0.20
TEMPM	Temporary - Miscellaneous	0.00	B	0.00	0.37	0.36
TEMPN	Temporary - Nurses	0.00	B	0.00	0.01	0.01
SubFund Total:					52.86	52.85
Program Total:					52.86	52.85
Program:	DHM	SFHN-MANAGED CARE				
Subfund:	1G AGF AAA	GF-NON-PROJECT-CONTROLLED				
0922	Manager I	3,547	B	4,527	1.00	1.00

Annual Salary Ordinance 2015-2016 and 2016-2017

Budgeted Position Counts (FTE) by Department and Job Code

Job Code	Title	Low	Type	High	2015-2016 FTE	2016-2017 FTE
DPH PUBLIC HEALTH						
Program:	DHM	SFHN-MANAGED CARE				
Subfund:	1G AGF AAA	GF-NON-PROJECT-CONTROLLED				
0931	Manager III	4,106	B	5,241	0.00	0.00
0941	Manager VI	5,101	B	6,510	1.00	1.00
0943	Manager VIII	6,187	B	7,896	0.00	0.00
1054	IS Business Analyst-Principal	3,948	B	4,965	1.00	1.00
1070	IS Project Director	4,352	B	5,473	1.00	1.00
1664	Patient Accounts Manager	3,155	B	3,836	0.00	0.00
1820	Junior Administrative Analyst	2,094	B	2,545	0.77	1.00
1824	Principal Administrative Analyst	3,714	B	4,514	1.00	1.00
2119	Health Care Analyst	2,800	B	3,403	0.00	0.00
2230	Physician Specialist	5,911	B	8,369	0.00	0.00
2430	Medical Evaluations Assistant	1,975	B	2,401	0.00	0.00
2586	Health Worker II	1,932	B	2,348	11.50	11.96
2587	Health Worker III	2,115	B	2,571	1.00	1.00
2588	Health Worker IV	2,472	B	3,005	2.00	2.00
2593	Health Program Coordinator III	3,194	B	3,881	0.00	0.00
2818	Health Program Planner	2,874	B	3,493	1.77	2.00
2820	Senior Health Program Planner	3,327	B	4,044	1.00	1.00
2920	Medical Social Worker	2,933	B	3,566	0.00	0.00
TEMPM	Temporary - Miscellaneous	0.00	B	0.00	0.02	0.02
SubFund Total:					23.06	23.98
Program Total:					23.06	23.98
Program:	DHP	PRIMARY CARE - AMBU CARE - HEALTH CNTRS				
Subfund:	1G AGF AAA	GF-NON-PROJECT-CONTROLLED				
0922	Manager I	3,547	B	4,527	8.00	8.00
0923	Manager II	3,807	B	4,859	1.60	1.60
0931	Manager III	4,106	B	5,241	1.00	1.00
0932	Manager IV	4,407	B	5,624	0.00	0.00
0941	Manager VI	5,101	B	6,510	1.00	1.00
0942	Manager VII	5,460	B	6,968	0.40	0.40
0943	Manager VIII	6,187	B	7,896	0.00	0.00
1002	IS Operator-Journey	1,932	B	2,348	0.00	0.00
1022	IS Administrator II	2,758	B	3,353	1.00	1.00
1052	IS Business Analyst	2,945	B	3,705	1.00	1.00

Annual Salary Ordinance 2015-2016 and 2016-2017

Budgeted Position Counts (FTE) by Department and Job Code

Job Code	Title	Low	Type	High	2015-2016 FTE	2016-2017 FTE
DPH	PUBLIC HEALTH					
Program:	DHP	PRIMARY CARE - AMBU CARE - HEALTH CNTRS				
Subfund:	1G AGF AAA	GF-NON-PROJECT-CONTROLLED				
1053	IS Business Analyst-Senior	3,409	B	4,289	1.00	1.00
1054	IS Business Analyst-Principal	3,948	B	4,965	2.00	2.00
1070	IS Project Director	4,352	B	5,473	1.00	1.00
1402	Junior Clerk	1,565	B	1,899	1.00	1.00
1406	Senior Clerk	1,765	B	2,145	12.00	12.00
1408	Principal Clerk	2,332	B	2,835	9.00	9.00
1652	Accountant II	2,551	B	3,101	1.00	1.00
1654	Accountant III	3,087	B	3,752	2.00	2.00
1657	Accountant IV	3,574	B	4,343	1.00	1.00
1823	Senior Administrative Analyst	3,208	B	3,899	2.00	2.00
1926	Senior Materials And Supplies Supervisor	1,918	B	2,332	0.00	0.00
1934	Storekeeper	1,862	B	2,264	1.00	1.00
1950	Assistant Purchaser	2,161	B	2,627	1.00	1.00
2110	Medical Records Clerk	2,009	B	2,442	7.00	7.00
2112	Medical Records Technician	2,252	B	2,737	5.00	5.00
2119	Health Care Analyst	2,800	B	3,403	4.00	4.00
2202	Dental Aide	2,230	B	2,711	10.44	10.44
2204	Dental Hygienist	3,035	B	3,689	1.30	1.30
2210	Dentist	4,810	B	6,291	6.10	6.10
2218	Physician Assistant	5,374	B	7,608	1.00	1.00
2230	Physician Specialist	5,911	B	8,369	40.78	40.78
2232	Senior Physician Specialist	6,517	B	9,008	7.56	7.56
2233	Supervising Physician Specialist	7,015	B	9,688	10.00	10.00
2320	Registered Nurse	4,338	B	5,699	64.54	65.77
2322	Nurse Manager	5,038	B	7,336	10.00	10.00
2324	Nursing Supervisor	5,553	B	8,086	2.00	2.00
2328	Nurse Practitioner	5,374	B	7,608	23.60	23.60
2409	Pharmacy Technician	2,602	B	3,162	1.00	1.00
2430	Medical Evaluations Assistant	1,975	B	2,401	70.40	70.40
2450	Pharmacist	4,514	B	5,760	0.00	0.00
2453	Supervising Pharmacist	5,408	B	6,574	1.00	1.00
2454	Clinical Pharmacist	4,976	B	6,351	4.00	4.00
2574	Clinical Psychologist	3,396	B	4,128	1.00	1.00

Annual Salary Ordinance 2015-2016 and 2016-2017

Budgeted Position Counts (FTE) by Department and Job Code

Job Code	Title	Low	Type	High	2015-2016 FTE	2016-2017 FTE
DPH PUBLIC HEALTH						
Program:	DHP	PRIMARY CARE - AMBU CARE - HEALTH CNTRS				
Subfund:	1G AGF AAA	GF-NON-PROJECT-CONTROLLED				
2576	Supervising Clinical Psychologist	3,788	B	4,604	1.00	1.00
2585	Health Worker I	1,727	B	2,099	24.85	29.00
2586	Health Worker II	1,932	B	2,348	58.56	59.60
2587	Health Worker III	2,115	B	2,571	21.39	21.39
2588	Health Worker IV	2,472	B	3,005	5.00	5.00
2591	Health Program Coordinator II	2,855	B	3,470	1.00	1.00
2593	Health Program Coordinator III	3,194	B	3,881	7.50	7.50
2736	Porter	1,778	B	2,161	14.00	14.00
2738	Porter Assistant Supervisor	1,955	B	2,377	1.00	1.00
2803	Epidemiologist II	3,241	B	3,940	1.00	1.00
2818	Health Program Planner	2,874	B	3,493	1.00	1.00
2822	Health Educator	2,953	B	3,589	4.00	4.00
2830	Public Health Nurse	4,338	B	5,699	0.10	0.10
2846	Nutritionist	2,953	B	3,589	5.00	5.00
2903	Hospital Eligibility Worker	2,115	B	2,571	33.50	33.50
2908	Senior Hospital Eligibility Worker	2,424	B	2,946	1.00	1.00
2920	Medical Social Worker	2,933	B	3,566	12.40	12.40
2922	Senior Medical Social Worker	3,064	B	3,724	2.60	2.60
2924	Medical Social Work Supervisor	3,282	B	3,989	1.00	1.00
2930	Psychiatric Social Worker	2,933	B	3,566	15.12	15.50
2931	Marriage, Family And Child Counselor	2,933	B	3,566	1.00	1.00
2932	Senior Psychiatric Social Worker	3,064	B	3,724	1.00	1.00
7334	Stationary Engineer	3,249	B	3,249	1.00	1.00
7524	Institution Utility Worker	1,698	B	2,063	1.00	1.00
9924	Public Service Aide - Health Services	1,462	B	1,462	5.38	7.00
TEMPM	Temporary - Miscellaneous	0.00	B	0.00	11.61	6.42
TEMPN	Temporary - Nurses	0.00	B	0.00	6.12	6.06
SubFund Total:					556.85	560.02
Subfund:	1G AGF WOF	GENERAL FUND WORK ORDER FUND				
2230	Physician Specialist	5,911	B	8,369	0.50	0.50
2232	Senior Physician Specialist	6,517	B	9,008	1.00	1.00
2328	Nurse Practitioner	5,374	B	7,608	2.50	2.50
TEMPM	Temporary - Miscellaneous	0.00	B	0.00	0.14	0.14

Annual Salary Ordinance 2015-2016 and 2016-2017

Budgeted Position Counts (FTE) by Department and Job Code

Job Code	Title	Low	Type	High	2015-2016 FTE	2016-2017 FTE
DPH PUBLIC HEALTH						
Program:	DHP	PRIMARY CARE - AMBU CARE - HEALTH CNTRS				
Subfund:	1G AGF WOF	GENERAL FUND WORK ORDER FUND				
TEMPN	Temporary - Nurses	0.00	B	0.00	0.44	0.44
SubFund Total:					4.58	4.58
Subfund:	2S CHS GNC	GRANTS; NON-PROJECT; CONTINUING				
2210	Dentist	4,810	B	6,291	0.40	0.40
2230	Physician Specialist	5,911	B	8,369	0.60	0.60
2320	Registered Nurse	4,338	B	5,699	1.23	1.23
2328	Nurse Practitioner	5,374	B	7,608	1.80	1.80
2586	Health Worker II	1,932	B	2,348	1.40	1.40
2587	Health Worker III	2,115	B	2,571	0.60	0.60
2830	Public Health Nurse	4,338	B	5,699	0.80	0.80
2903	Hospital Eligibility Worker	2,115	B	2,571	1.00	1.00
2920	Medical Social Worker	2,933	B	3,566	2.60	2.60
2922	Senior Medical Social Worker	3,064	B	3,724	0.90	0.90
TEMPM	Temporary - Miscellaneous	0.00	B	0.00	3.46	3.35
TEMPN	Temporary - Nurses	0.00	B	0.00	0.85	0.85
SubFund Total:					15.64	15.53
Program Total:					577.07	580.13
Program:	DHT	TRANSITIONS				
Subfund:	1G AGF AAA	GF-NON-PROJECT-CONTROLLED				
0923	Manager II	3,807	B	4,859	0.25	0.25
1021	IS Administrator I	2,269	B	2,758	0.00	0.00
1092	IT Operations Support Administrator II	2,269	B	2,758	0.25	0.25
1406	Senior Clerk	1,765	B	2,145	0.50	0.50
1636	Health Care Billing Clerk II	2,242	B	2,726	1.00	1.00
2320	Registered Nurse	4,338	B	5,699	1.50	1.50
2323	Clinical Nurse Specialist	4,877	B	7,610	0.00	0.00
2586	Health Worker II	1,932	B	2,348	0.00	0.00
2593	Health Program Coordinator III	3,194	B	3,881	1.00	1.00
2830	Public Health Nurse	4,338	B	5,699	1.00	1.00
2920	Medical Social Worker	2,933	B	3,566	1.00	1.00
2931	Marriage, Family And Child Counselor	2,933	B	3,566	1.00	1.00
TEMPM	Temporary - Miscellaneous	0.00	B	0.00	0.01	0.01
SubFund Total:					7.51	7.51

Annual Salary Ordinance 2015-2016 and 2016-2017

Budgeted Position Counts (FTE) by Department and Job Code

Job Code	Title	Low	Type	High	2015-2016 FTE	2016-2017 FTE
DPH PUBLIC HEALTH						
Program:	DHT	TRANSITIONS				
				Program Total:	7.51	7.51
Program:	DLT	MENTAL HEALTH - LONG TERM CARE				
Subfund:	1G AGF AAA	GF-NON-PROJECT-CONTROLLED				
0923	Manager II	3,807	B	4,859	1.52	1.52
2232	Senior Physician Specialist	6,517	B	9,008	2.00	2.00
2235	Medical Director, Department Of Health	6,296	B	7,883	0.00	0.00
2320	Registered Nurse	4,338	B	5,699	5.00	5.00
2409	Pharmacy Technician	2,602	B	3,162	1.00	1.00
2454	Clinical Pharmacist	4,976	B	6,351	0.50	0.50
2575	Research Psychologist	3,653	B	4,440	1.00	1.00
2585	Health Worker I	1,727	B	2,099	3.50	3.50
2586	Health Worker II	1,932	B	2,348	1.00	1.00
2587	Health Worker III	2,115	B	2,571	2.75	2.75
2830	Public Health Nurse	4,338	B	5,699	2.00	2.00
2910	Social Worker	2,178	B	2,647	1.00	1.00
2930	Psychiatric Social Worker	2,933	B	3,566	4.00	4.00
2932	Senior Psychiatric Social Worker	3,064	B	3,724	1.00	1.00
				SubFund Total:	26.27	26.27
				Program Total:	26.27	26.27
Program:	DMF	FORENSICS - AMBULATORY CARE				
Subfund:	1G AGF AAA	GF-NON-PROJECT-CONTROLLED				
0922	Manager I	3,547	B	4,527	1.00	1.00
0923	Manager II	3,807	B	4,859	1.00	1.00
0931	Manager III	4,106	B	5,241	0.00	0.00
0932	Manager IV	4,407	B	5,624	1.00	1.00
0933	Manager V	4,753	B	6,067	1.00	1.00
0943	Manager VIII	6,187	B	7,896	1.00	1.00
1042	IS Engineer-Journey	3,649	B	4,591	1.00	1.00
1054	IS Business Analyst-Principal	3,948	B	4,965	1.00	1.00
1404	Clerk	1,702	B	2,069	1.00	1.00
1408	Principal Clerk	2,332	B	2,835	1.00	1.00
1428	Unit Clerk	2,063	B	2,507	2.00	2.00
2110	Medical Records Clerk	2,009	B	2,442	2.00	2.00

Annual Salary Ordinance 2015-2016 and 2016-2017

Budgeted Position Counts (FTE) by Department and Job Code

Job Code	Title	Low	Type	High	2015-2016 FTE	2016-2017 FTE
DPH PUBLIC HEALTH						
Program:	DMF	FORENSICS - AMBULATORY CARE				
Subfund:	1G AGF AAA	GF-NON-PROJECT-CONTROLLED				
2202	Dental Aide	2,230	B	2,711	2.00	2.00
2210	Dentist	4,810	B	6,291	1.40	1.40
2230	Physician Specialist	5,911	B	8,369	0.26	0.26
2232	Senior Physician Specialist	6,517	B	9,008	2.40	2.40
2233	Supervising Physician Specialist	7,015	B	9,688	1.00	1.00
2312	Licensed Vocational Nurse	2,377	B	2,890	24.54	24.54
2320	Registered Nurse	4,338	B	5,699	57.96	57.96
2322	Nurse Manager	5,038	B	7,336	3.00	3.00
2328	Nurse Practitioner	5,374	B	7,608	7.55	7.55
2409	Pharmacy Technician	2,602	B	3,162	5.30	5.30
2450	Pharmacist	4,514	B	5,760	2.24	2.24
2454	Clinical Pharmacist	4,976	B	6,351	1.00	1.00
2585	Health Worker I	1,727	B	2,099	1.00	1.00
2587	Health Worker III	2,115	B	2,571	2.00	2.00
2588	Health Worker IV	2,472	B	3,005	1.00	1.00
2593	Health Program Coordinator III	3,194	B	3,881	1.00	2.00
2736	Porter	1,778	B	2,161	8.00	8.00
2738	Porter Assistant Supervisor	1,955	B	2,377	1.00	1.00
2932	Senior Psychiatric Social Worker	3,064	B	3,724	0.00	1.00
TEMPM	Temporary - Miscellaneous	0.00	B	0.00	1.06	1.03
TEMPN	Temporary - Nurses	0.00	B	0.00	9.03	8.95
SubFund Total:					145.74	147.63
Program Total:					145.74	147.63
Program:	DMM	MENTAL HEALTH - COMMUNITY CARE				
Subfund:	1G AGF AAA	GF-NON-PROJECT-CONTROLLED				
0922	Manager I	3,547	B	4,527	2.00	2.00
0923	Manager II	3,807	B	4,859	6.70	6.70
0932	Manager IV	4,407	B	5,624	1.00	1.00
0933	Manager V	4,753	B	6,067	1.75	1.75
0941	Manager VI	5,101	B	6,510	3.00	3.00
1014	IS Technician-Supervisor	2,953	B	3,589	0.00	0.00
1022	IS Administrator II	2,758	B	3,353	0.00	0.00
1023	IS Administrator III	3,353	B	4,075	0.00	0.00

Annual Salary Ordinance 2015-2016 and 2016-2017

Budgeted Position Counts (FTE) by Department and Job Code

Job Code	Title	Low	Type	High	2015-2016 FTE	2016-2017 FTE
DPH	PUBLIC HEALTH					
Program:	DMM	MENTAL HEALTH - COMMUNITY CARE				
Subfund:	1G AGF AAA	GF-NON-PROJECT-CONTROLLED				
1043	IS Engineer-Senior	4,046	B	5,087	1.00	1.00
1044	IS Engineer-Principal	4,352	B	5,473	2.00	2.00
1052	IS Business Analyst	2,945	B	3,705	1.00	1.00
1053	IS Business Analyst-Senior	3,409	B	4,289	4.00	4.00
1054	IS Business Analyst-Principal	3,948	B	4,965	3.00	3.00
1070	IS Project Director	4,352	B	5,473	1.50	1.50
1092	IT Operations Support Administrator II	2,269	B	2,758	1.00	1.00
1093	IT Operations Support Administrator III	2,758	B	3,353	1.00	1.00
1094	IT Operations Support Administrator IV	3,353	B	4,075	1.00	1.00
1406	Senior Clerk	1,765	B	2,145	22.24	22.24
1630	Account Clerk	1,827	B	2,221	1.00	1.00
1632	Senior Account Clerk	2,115	B	2,571	4.00	4.00
1635	Health Care Billing Clerk I	1,994	B	2,424	2.00	2.00
1636	Health Care Billing Clerk II	2,242	B	2,726	14.00	14.00
1652	Accountant II	2,551	B	3,101	8.00	8.00
1654	Accountant III	3,087	B	3,752	4.45	4.45
1657	Accountant IV	3,574	B	4,343	1.45	1.45
1662	Patient Accounts Assistant Supervisor	2,412	B	2,933	2.00	2.00
1663	Patient Accounts Supervisor	2,752	B	3,346	2.00	2.00
1670	Financial Systems Supervisor	4,155	B	5,051	1.00	1.00
1820	Junior Administrative Analyst	2,094	B	2,545	1.00	1.00
1822	Administrative Analyst	2,752	B	3,346	3.00	3.00
1823	Senior Administrative Analyst	3,208	B	3,899	6.13	6.13
1824	Principal Administrative Analyst	3,714	B	4,514	3.75	3.75
1825	Principal Administrative Analyst II	4,067	B	4,943	1.50	1.50
2107	Medical Staff Services Department Analyst	2,779	B	3,378	1.00	1.00
2110	Medical Records Clerk	2,009	B	2,442	2.00	2.00
2112	Medical Records Technician	2,252	B	2,737	1.00	1.00
2114	Medical Records Technician Supervisor	2,632	B	3,199	1.00	1.00
2119	Health Care Analyst	2,800	B	3,403	2.00	2.00
2232	Senior Physician Specialist	6,517	B	9,008	46.00	46.00

Annual Salary Ordinance 2015-2016 and 2016-2017

Budgeted Position Counts (FTE) by Department and Job Code

Job Code	Title	Low	Type	High	2015-2016 FTE	2016-2017 FTE
DPH	PUBLIC HEALTH					
Program:	DMM	MENTAL HEALTH - COMMUNITY CARE				
Subfund:	1G AGF AAA	GF-NON-PROJECT-CONTROLLED				
2233	Supervising Physician Specialist	7,015	B	9,688	0.99	0.99
2248	Assistant Director Of Clinical Services	4,637	B	5,636	0.00	0.00
2305	Psychiatric Technician	2,388	B	2,902	6.00	6.00
2306	Senior Psychiatric Orderly	2,483	B	3,018	1.00	1.00
2320	Registered Nurse	4,338	B	5,699	11.32	11.32
2322	Nurse Manager	5,038	B	7,336	0.89	0.89
2323	Clinical Nurse Specialist	4,877	B	7,610	0.95	0.95
2328	Nurse Practitioner	5,374	B	7,608	5.00	5.00
2409	Pharmacy Technician	2,602	B	3,162	2.00	2.00
2450	Pharmacist	4,514	B	5,760	1.75	1.75
2454	Clinical Pharmacist	4,976	B	6,351	4.85	4.85
2548	Occupational Therapist	3,041	B	4,278	0.99	0.99
2552	Dir Of Activities, Therapy And Volunteer	2,779	B	3,378	1.00	1.00
2565	Acupuncturist	2,435	B	2,960	1.00	1.00
2566	Rehabilitation Counselor	2,442	B	2,969	2.15	2.15
2574	Clinical Psychologist	3,396	B	4,128	16.00	16.00
2575	Research Psychologist	3,653	B	4,440	1.00	1.00
2576	Supervising Clinical Psychologist	3,788	B	4,604	0.00	0.00
2586	Health Worker II	1,932	B	2,348	1.25	1.25
2587	Health Worker III	2,115	B	2,571	25.25	25.25
2588	Health Worker IV	2,472	B	3,005	3.20	3.20
2589	Health Program Coordinator I	2,507	B	3,047	1.00	1.00
2591	Health Program Coordinator II	2,855	B	3,470	1.00	1.00
2593	Health Program Coordinator III	3,194	B	3,881	10.00	10.00
2708	Custodian	1,778	B	2,161	1.00	1.00
2738	Porter Assistant Supervisor	1,955	B	2,377	1.00	1.00
2903	Hospital Eligibility Worker	2,115	B	2,571	1.00	1.00
2905	Senior Eligibility Worker	1,918	B	2,946	1.00	1.00
2912	Senior Social Worker	2,496	B	3,035	1.00	1.00
2920	Medical Social Worker	2,933	B	3,566	1.00	1.00
2930	Psychiatric Social Worker	2,933	B	3,566	56.44	56.44
2931	Marriage, Family And Child Counselor	2,933	B	3,566	12.74	12.74
2932	Senior Psychiatric Social Worker	3,064	B	3,724	19.84	19.84

Annual Salary Ordinance 2015-2016 and 2016-2017

Budgeted Position Counts (FTE) by Department and Job Code

Job Code	Title	Low	Type	High	2015-2016 FTE	2016-2017 FTE
DPH PUBLIC HEALTH						
Program:	DMM	MENTAL HEALTH - COMMUNITY CARE				
Subfund:	1G AGF AAA	GF-NON-PROJECT-CONTROLLED				
2935	Senior Marriage, Family & Child Counselor	3,064	B	3,724	3.00	3.00
7334	Stationary Engineer	3,249	B	3,249	1.00	1.00
9924	Public Service Aide - Health Services	1,462	B	1,462	0.50	0.50
TEMPM	Temporary - Miscellaneous	0.00	B	0.00	1.37	1.33
SubFund Total:					359.95	359.91
Subfund:	1G AGF WOF	GENERAL FUND WORK ORDER FUND				
2830	Public Health Nurse	4,338	B	5,699	0.40	0.40
2930	Psychiatric Social Worker	2,933	B	3,566	1.00	1.00
2932	Senior Psychiatric Social Worker	3,064	B	3,724	1.54	2.00
TEMPM	Temporary - Miscellaneous	0.00	B	0.00	1.03	1.00
SubFund Total:					3.97	4.40
Subfund:	2S CHS GNC	GRANTS; NON-PROJECT; CONTINUING				
1406	Senior Clerk	1,765	B	2,145	2.00	2.00
1657	Accountant IV	3,574	B	4,343	0.50	0.50
1822	Administrative Analyst	2,752	B	3,346	2.00	2.00
2230	Physician Specialist	5,911	B	8,369	0.20	0.20
2232	Senior Physician Specialist	6,517	B	9,008	0.80	0.80
2320	Registered Nurse	4,338	B	5,699	1.25	1.25
2328	Nurse Practitioner	5,374	B	7,608	0.20	0.20
2430	Medical Evaluations Assistant	1,975	B	2,401	1.00	1.00
2586	Health Worker II	1,932	B	2,348	1.00	1.00
2587	Health Worker III	2,115	B	2,571	2.00	2.00
2588	Health Worker IV	2,472	B	3,005	0.80	0.80
2593	Health Program Coordinator III	3,194	B	3,881	0.80	0.80
2803	Epidemiologist II	3,241	B	3,940	0.77	0.77
2822	Health Educator	2,953	B	3,589	1.00	1.00
2910	Social Worker	2,178	B	2,647	2.00	2.00
2920	Medical Social Worker	2,933	B	3,566	0.80	0.80
2930	Psychiatric Social Worker	2,933	B	3,566	2.08	2.08
2931	Marriage, Family And Child Counselor	2,933	B	3,566	3.10	3.10
2932	Senior Psychiatric Social Worker	3,064	B	3,724	0.75	0.75
TEMPM	Temporary - Miscellaneous	0.00	B	0.00	0.17	0.10

Annual Salary Ordinance 2015-2016 and 2016-2017

Budgeted Position Counts (FTE) by Department and Job Code

Job Code	Title	Low	Type	High	2015-2016 FTE	2016-2017 FTE
DPH PUBLIC HEALTH						
Program:	DMM	MENTAL HEALTH - COMMUNITY CARE				
Subfund:	2S CHS GNC	GRANTS; NON-PROJECT; CONTINUING				
SubFund Total:					23.22	23.15
Subfund:	2S CHS PHF	PUBLIC HEALTH-SPEC REV FD				
0922	Manager I	3,547	B	4,527	3.00	3.00
0923	Manager II	3,807	B	4,859	2.00	2.00
1043	IS Engineer-Senior	4,046	B	5,087	1.00	1.00
1052	IS Business Analyst	2,945	B	3,705	1.00	1.00
1053	IS Business Analyst-Senior	3,409	B	4,289	1.00	1.00
1406	Senior Clerk	1,765	B	2,145	3.00	3.00
1636	Health Care Billing Clerk II	2,242	B	2,726	1.00	1.00
1654	Accountant III	3,087	B	3,752	1.00	1.00
1820	Junior Administrative Analyst	2,094	B	2,545	1.00	1.00
1823	Senior Administrative Analyst	3,208	B	3,899	3.00	3.00
2119	Health Care Analyst	2,800	B	3,403	1.00	1.00
2232	Senior Physician Specialist	6,517	B	9,008	3.45	3.45
2233	Supervising Physician Specialist	7,015	B	9,688	0.00	0.00
2320	Registered Nurse	4,338	B	5,699	2.00	2.00
2322	Nurse Manager	5,038	B	7,336	2.00	2.00
2328	Nurse Practitioner	5,374	B	7,608	4.00	4.00
2409	Pharmacy Technician	2,602	B	3,162	1.00	1.00
2454	Clinical Pharmacist	4,976	B	6,351	2.00	2.00
2566	Rehabilitation Counselor	2,442	B	2,969	2.00	2.00
2574	Clinical Psychologist	3,396	B	4,128	1.58	1.58
2585	Health Worker I	1,727	B	2,099	15.42	15.42
2586	Health Worker II	1,932	B	2,348	1.54	2.00
2587	Health Worker III	2,115	B	2,571	7.27	7.50
2588	Health Worker IV	2,472	B	3,005	2.00	2.00
2591	Health Program Coordinator II	2,855	B	3,470	2.00	2.00
2593	Health Program Coordinator III	3,194	B	3,881	8.51	9.20
2802	Epidemiologist I	2,539	B	3,087	1.00	1.00
2803	Epidemiologist II	3,241	B	3,940	4.00	4.00
2818	Health Program Planner	2,874	B	3,493	1.00	1.00
2819	Assistant Health Educator	2,551	B	3,101	2.50	2.50
2830	Public Health Nurse	4,338	B	5,699	1.00	1.00

Annual Salary Ordinance 2015-2016 and 2016-2017

Budgeted Position Counts (FTE) by Department and Job Code

Job Code	Title	Low	Type	High	2015-2016 FTE	2016-2017 FTE
DPH PUBLIC HEALTH						
Program:	DMM	MENTAL HEALTH - COMMUNITY CARE				
Subfund:	2S CHS PHF	PUBLIC HEALTH-SPEC REV FD				
2903	Hospital Eligibility Worker	2,115	B	2,571	2.00	2.00
2930	Psychiatric Social Worker	2,933	B	3,566	10.78	11.01
2931	Marriage, Family And Child Counselor	2,933	B	3,566	5.00	5.00
2932	Senior Psychiatric Social Worker	3,064	B	3,724	1.00	1.00
2935	Senior Marriage, Family & Child Counselor	3,064	B	3,724	2.77	3.00
9924	Public Service Aide - Health Services	1,462	B	1,462	5.44	5.44
TEMPM	Temporary - Miscellaneous	0.00	B	0.00	1.17	1.14
SubFund Total:					110.43	112.24
Program Total:					497.57	499.70
Program:	DMS	SUBSTANCE ABUSE - COMMUNITY CARE				
Subfund:	1G AGF AAA	GF-NON-PROJECT-CONTROLLED				
0923	Manager II	3,807	B	4,859	1.23	1.23
0931	Manager III	4,106	B	5,241	1.00	1.00
0932	Manager IV	4,407	B	5,624	1.00	1.00
0933	Manager V	4,753	B	6,067	0.25	0.25
1022	IS Administrator II	2,758	B	3,353	0.00	0.00
1053	IS Business Analyst-Senior	3,409	B	4,289	1.00	1.00
1070	IS Project Director	4,352	B	5,473	0.50	0.50
1093	IT Operations Support Administrator III	2,758	B	3,353	1.00	1.00
1406	Senior Clerk	1,765	B	2,145	1.00	1.00
1632	Senior Account Clerk	2,115	B	2,571	1.00	1.00
1652	Accountant II	2,551	B	3,101	2.00	2.00
1654	Accountant III	3,087	B	3,752	1.13	1.13
1657	Accountant IV	3,574	B	4,343	2.00	2.00
1664	Patient Accounts Manager	3,155	B	3,836	1.00	1.00
1822	Administrative Analyst	2,752	B	3,346	1.00	1.00
1823	Senior Administrative Analyst	3,208	B	3,899	6.37	6.37
1824	Principal Administrative Analyst	3,714	B	4,514	2.00	2.00
1825	Principial Administrative Analyst II	4,067	B	4,943	0.50	0.50
2232	Senior Physician Specialist	6,517	B	9,008	0.20	0.20
2320	Registered Nurse	4,338	B	5,699	1.61	1.61
2328	Nurse Practitioner	5,374	B	7,608	2.00	2.00

Annual Salary Ordinance 2015-2016 and 2016-2017

Budgeted Position Counts (FTE) by Department and Job Code

Job Code	Title	Low	Type	High	2015-2016 FTE	2016-2017 FTE
DPH PUBLIC HEALTH						
Program:	DMS	SUBSTANCE ABUSE - COMMUNITY CARE				
Subfund:	1G AGF AAA	GF-NON-PROJECT-CONTROLLED				
2409	Pharmacy Technician	2,602	B	3,162	0.50	0.50
2454	Clinical Pharmacist	4,976	B	6,351	0.50	0.50
2586	Health Worker II	1,932	B	2,348	1.00	1.00
2587	Health Worker III	2,115	B	2,571	7.80	7.80
2588	Health Worker IV	2,472	B	3,005	2.00	2.00
2591	Health Program Coordinator II	2,855	B	3,470	2.35	2.35
2593	Health Program Coordinator III	3,194	B	3,881	7.75	7.75
2803	Epidemiologist II	3,241	B	3,940	0.50	0.50
2819	Assistant Health Educator	2,551	B	3,101	0.15	0.15
2822	Health Educator	2,953	B	3,589	1.00	1.00
2920	Medical Social Worker	2,933	B	3,566	0.20	0.20
2930	Psychiatric Social Worker	2,933	B	3,566	3.00	3.00
2931	Marriage, Family And Child Counselor	2,933	B	3,566	2.40	2.40
2932	Senior Psychiatric Social Worker	3,064	B	3,724	3.00	3.00
TEMPM	Temporary - Miscellaneous	0.00	B	0.00	1.15	1.12
TEMPN	Temporary - Nurses	0.00	B	0.00	0.53	0.53
SubFund Total:					61.62	61.59
Subfund:	1G AGF WOF	GENERAL FUND WORK ORDER FUND				
2586	Health Worker II	1,932	B	2,348	2.00	2.00
2803	Epidemiologist II	3,241	B	3,940	0.23	0.23
2930	Psychiatric Social Worker	2,933	B	3,566	3.00	3.00
2931	Marriage, Family And Child Counselor	2,933	B	3,566	1.00	1.00
2932	Senior Psychiatric Social Worker	3,064	B	3,724	1.00	1.00
SubFund Total:					7.23	7.23
Subfund:	2S CHS GNC	GRANTS; NON-PROJECT; CONTINUING				
2454	Clinical Pharmacist	4,976	B	6,351	0.00	0.00
2585	Health Worker I	1,727	B	2,099	0.00	0.00
2587	Health Worker III	2,115	B	2,571	0.00	0.00
2802	Epidemiologist I	2,539	B	3,087	0.00	0.00
2803	Epidemiologist II	3,241	B	3,940	0.00	0.00
2819	Assistant Health Educator	2,551	B	3,101	0.15	0.15
2830	Public Health Nurse	4,338	B	5,699	0.19	0.25
2903	Hospital Eligibility Worker	2,115	B	2,571	0.00	0.00

Annual Salary Ordinance 2015-2016 and 2016-2017

Budgeted Position Counts (FTE) by Department and Job Code

Job Code	Title	Low	Type	High	2015-2016 FTE	2016-2017 FTE
DPH PUBLIC HEALTH						
Program:	DMS	SUBSTANCE ABUSE - COMMUNITY CARE				
Subfund:	2S CHS GNC	GRANTS; NON-PROJECT; CONTINUING				
2931	Marriage, Family And Child Counselor	2,933	B	3,566	0.38	0.50
TEMPM	Temporary - Miscellaneous	0.00	B	0.00	0.10	0.00
SubFund Total:					0.82	0.90
Subfund:	2S CHS PHF	PUBLIC HEALTH-SPEC REV FD				
2591	Health Program Coordinator II	2,855	B	3,470	0.65	0.65
2593	Health Program Coordinator III	3,194	B	3,881	0.25	0.25
TEMPM	Temporary - Miscellaneous	0.00	B	0.00	0.04	0.03
SubFund Total:					0.94	0.93
Program Total:					70.61	70.65
Program:	DPA	HIV HEALTH SERVICES				
Subfund:	1G AGF AAA	GF-NON-PROJECT-CONTROLLED				
0932	Manager IV	4,407	B	5,624	0.10	0.10
1053	IS Business Analyst-Senior	3,409	B	4,289	0.35	0.35
1652	Accountant II	2,551	B	3,101	0.50	0.50
1822	Administrative Analyst	2,752	B	3,346	1.50	1.50
1823	Senior Administrative Analyst	3,208	B	3,899	1.10	1.10
1824	Principal Administrative Analyst	3,714	B	4,514	1.00	1.00
2119	Health Care Analyst	2,800	B	3,403	1.00	1.00
2587	Health Worker III	2,115	B	2,571	2.00	2.00
2593	Health Program Coordinator III	3,194	B	3,881	3.60	3.60
TEMPM	Temporary - Miscellaneous	0.00	B	0.00	0.01	0.01
SubFund Total:					11.16	11.16
Subfund:	2S CHS GNC	GRANTS; NON-PROJECT; CONTINUING				
0922	Manager I	3,547	B	4,527	0.20	0.20
0923	Manager II	3,807	B	4,859	0.90	0.90
0932	Manager IV	4,407	B	5,624	0.50	0.50
1632	Senior Account Clerk	2,115	B	2,571	1.00	1.00
1652	Accountant II	2,551	B	3,101	0.50	0.50
1822	Administrative Analyst	2,752	B	3,346	0.20	0.20
1823	Senior Administrative Analyst	3,208	B	3,899	0.50	0.50
1824	Principal Administrative Analyst	3,714	B	4,514	0.30	0.30
2402	Laboratory Technician I	1,840	B	2,236	0.00	0.00
2416	Laboratory Technician II	2,079	B	2,527	0.00	0.00

Annual Salary Ordinance 2015-2016 and 2016-2017

Budgeted Position Counts (FTE) by Department and Job Code

Job Code	Title	Low	Type	High	2015-2016 FTE	2016-2017 FTE
DPH PUBLIC HEALTH						
Program:	DPA	HIV HEALTH SERVICES				
Subfund:	2S CHS GNC	GRANTS; NON-PROJECT; CONTINUING				
2462	Microbiologist	2,960	B	3,597	0.00	0.00
2587	Health Worker III	2,115	B	2,571	0.10	0.10
2591	Health Program Coordinator II	2,855	B	3,470	1.00	1.00
2593	Health Program Coordinator III	3,194	B	3,881	2.35	2.35
2803	Epidemiologist II	3,241	B	3,940	0.22	0.22
2920	Medical Social Worker	2,933	B	3,566	0.90	0.90
TEMPM	Temporary - Miscellaneous	0.00	B	0.00	3.38	3.11
SubFund Total:					12.05	11.78
Program Total:					23.21	22.94
Program:	DPB	ENVIRONMENTAL HEALTH SERVICES				
Subfund:	1G AGF AAA	GF-NON-PROJECT-CONTROLLED				
0922	Manager I	3,547	B	4,527	2.50	2.50
0932	Manager IV	4,407	B	5,624	1.00	1.00
0941	Manager VI	5,101	B	6,510	1.00	1.00
1024	IS Administrator-Supervisor	3,608	B	4,385	0.00	0.00
1051	IS Business Analyst-Assistant	2,543	B	3,199	1.00	1.00
1063	IS Programmer Analyst-Senior	3,089	B	3,890	1.00	1.00
1095	IT Operations Support Administrator V	3,608	B	4,385	1.00	1.00
1406	Senior Clerk	1,765	B	2,145	7.00	7.00
1408	Principal Clerk	2,332	B	2,835	1.00	1.00
1422	Junior Clerk Typist	1,618	B	1,965	0.00	0.00
1630	Account Clerk	1,827	B	2,221	2.00	2.00
1820	Junior Administrative Analyst	2,094	B	2,545	1.00	1.00
1822	Administrative Analyst	2,752	B	3,346	0.50	0.50
1823	Senior Administrative Analyst	3,208	B	3,899	1.00	1.00
1824	Principal Administrative Analyst	3,714	B	4,514	1.00	1.00
2589	Health Program Coordinator I	2,507	B	3,047	1.00	1.00
2803	Epidemiologist II	3,241	B	3,940	2.00	2.00
2818	Health Program Planner	2,874	B	3,493	1.38	1.50
2819	Assistant Health Educator	2,551	B	3,101	1.00	1.00
2820	Senior Health Program Planner	3,327	B	4,044	0.00	0.00
2930	Psychiatric Social Worker	2,933	B	3,566	1.00	1.00
3450	Agricultural Inspector	2,120	B	2,577	2.00	2.00

Annual Salary Ordinance 2015-2016 and 2016-2017

Budgeted Position Counts (FTE) by Department and Job Code

Job Code	Title	Low	Type	High	2015-2016 FTE	2016-2017 FTE
DPH PUBLIC HEALTH						
Program:	DPB ENVIRONMENTAL HEALTH SERVICES					
Subfund:	1G AGF AAA GF-NON-PROJECT-CONTROLLED					
5174	Administrative Engineer	4,581	B	5,569	1.00	1.00
6108	Environmental Health Technician I	2,287	B	2,779	13.00	13.00
6110	Environmental Health Technician II	2,582	B	3,138	1.00	1.00
6120	Environmental Health Inspector	3,396	B	4,128	24.77	25.00
6122	Senior Environmental Health Inspector	3,633	B	4,416	30.95	30.95
6124	Principal Environmental Health Inspector	3,910	B	4,753	5.88	6.00
6138	Industrial Hygienist	3,734	B	4,539	4.00	4.00
6139	Senior Industrial Hygienist	4,117	B	5,005	2.00	2.00
6220	Inspector Of Weights And Measures	2,120	B	2,577	7.00	7.00
6222	Deputy Sealer of Weights and Measures	2,806	B	3,410	1.00	1.00
TEMPM	Temporary - Miscellaneous	0.00	B	0.00	0.48	0.47
SubFund Total:					120.46	120.92
Subfund:	1G AGF WOF GENERAL FUND WORK ORDER FUND					
0922	Manager I	3,547	B	4,527	0.50	0.50
1052	IS Business Analyst	2,945	B	3,705	1.00	1.00
1632	Senior Account Clerk	2,115	B	2,571	1.00	1.00
1652	Accountant II	2,551	B	3,101	0.50	0.50
1822	Administrative Analyst	2,752	B	3,346	0.50	0.50
1823	Senior Administrative Analyst	3,208	B	3,899	0.25	0.25
2802	Epidemiologist I	2,539	B	3,087	2.00	2.00
6122	Senior Environmental Health Inspector	3,633	B	4,416	4.00	4.00
TEMPM	Temporary - Miscellaneous	0.00	B	0.00	0.26	0.25
SubFund Total:					10.01	10.00
Subfund:	2S CHS GNC GRANTS; NON-PROJECT; CONTINUING					
1404	Clerk	1,702	B	2,069	0.50	0.50
1406	Senior Clerk	1,765	B	2,145	0.50	0.50
1822	Administrative Analyst	2,752	B	3,346	0.50	1.00
2593	Health Program Coordinator III	3,194	B	3,881	1.00	1.00
2819	Assistant Health Educator	2,551	B	3,101	1.00	1.00
2830	Public Health Nurse	4,338	B	5,699	0.50	0.50
6108	Environmental Health Technician I	2,287	B	2,779	1.00	1.00
6120	Environmental Health Inspector	3,396	B	4,128	0.50	0.50

Annual Salary Ordinance 2015-2016 and 2016-2017

Budgeted Position Counts (FTE) by Department and Job Code

Job Code	Title	Low	Type	High	2015-2016 FTE	2016-2017 FTE
DPH PUBLIC HEALTH						
Program:	DPB	ENVIRONMENTAL HEALTH SERVICES				
Subfund:	2S CHS GNC	GRANTS; NON-PROJECT; CONTINUING				
6122	Senior Environmental Health Inspector	3,633	B	4,416	2.00	2.00
6124	Principal Environmental Health Inspector	3,910	B	4,753	0.25	0.25
TEMPM	Temporary - Miscellaneous	0.00	B	0.00	0.62	0.59
SubFund Total:					8.37	8.84
Subfund:	2S CHS PHF	PUBLIC HEALTH-SPEC REV FD				
1406	Senior Clerk	1,765	B	2,145	2.00	2.00
1630	Account Clerk	1,827	B	2,221	1.00	1.00
6108	Environmental Health Technician I	2,287	B	2,779	3.00	3.00
6122	Senior Environmental Health Inspector	3,633	B	4,416	2.00	2.00
SubFund Total:					8.00	8.00
Program Total:					146.84	147.76
Program:	DPC	COMM HLTH - PREVENTION - AIDS				
Subfund:	1G AGF AAA	GF-NON-PROJECT-CONTROLLED				
0922	Manager I	3,547	B	4,527	0.66	0.66
0923	Manager II	3,807	B	4,859	0.50	0.50
1002	IS Operator-Journey	1,932	B	2,348	0.00	0.00
1024	IS Administrator-Supervisor	3,608	B	4,385	0.00	0.00
1052	IS Business Analyst	2,945	B	3,705	1.50	1.50
1091	IT Operations Support Administrator I	1,932	B	2,348	0.50	0.50
1095	IT Operations Support Administrator V	3,608	B	4,385	0.60	0.60
1654	Accountant III	3,087	B	3,752	0.50	0.50
1822	Administrative Analyst	2,752	B	3,346	1.00	1.00
1823	Senior Administrative Analyst	3,208	B	3,899	0.60	0.60
2416	Laboratory Technician II	2,079	B	2,527	0.06	0.06
2586	Health Worker II	1,932	B	2,348	1.00	1.00
2587	Health Worker III	2,115	B	2,571	2.05	2.05
2589	Health Program Coordinator I	2,507	B	3,047	0.35	0.35
2591	Health Program Coordinator II	2,855	B	3,470	0.70	0.70
2593	Health Program Coordinator III	3,194	B	3,881	2.40	2.40
2802	Epidemiologist I	2,539	B	3,087	0.39	0.39
2803	Epidemiologist II	3,241	B	3,940	1.30	1.30
2804	Epidemiologist III	3,257	B	4,079	0.00	0.00

Annual Salary Ordinance 2015-2016 and 2016-2017

Budgeted Position Counts (FTE) by Department and Job Code

Job Code	Title	Low	Type	High	2015-2016 FTE	2016-2017 FTE
DPH PUBLIC HEALTH						
Program:	DPC	COMM HLTH - PREVENTION - AIDS				
Subfund:	1G AGF AAA	GF-NON-PROJECT-CONTROLLED				
2806	Disease Control Investigator	2,309	B	2,806	1.00	1.00
2819	Assistant Health Educator	2,551	B	3,101	1.00	1.00
2822	Health Educator	2,953	B	3,589	0.55	0.55
TEMPM	Temporary - Miscellaneous	0.00	B	0.00	0.01	0.01
SubFund Total:					16.67	16.67
Subfund:	2S CHS GNC	GRANTS; NON-PROJECT; CONTINUING				
0922	Manager I	3,547	B	4,527	1.10	1.10
0923	Manager II	3,807	B	4,859	2.40	2.40
0943	Manager VIII	6,187	B	7,896	1.00	1.00
1002	IS Operator-Journey	1,932	B	2,348	0.00	0.00
1003	IS Operator-Senior	2,215	B	2,693	0.00	0.00
1024	IS Administrator-Supervisor	3,608	B	4,385	0.00	0.00
1052	IS Business Analyst	2,945	B	3,705	0.50	0.50
1091	IT Operations Support Administrator I	1,932	B	2,348	0.25	0.25
1092	IT Operations Support Administrator II	2,269	B	2,758	2.00	2.00
1095	IT Operations Support Administrator V	3,608	B	4,385	0.40	0.40
1241	Personnel Analyst	2,372	B	3,491	0.25	0.25
1652	Accountant II	2,551	B	3,101	1.50	1.50
1657	Accountant IV	3,574	B	4,343	0.25	0.25
1822	Administrative Analyst	2,752	B	3,346	1.50	1.50
1823	Senior Administrative Analyst	3,208	B	3,899	0.75	0.75
1824	Principal Administrative Analyst	3,714	B	4,514	0.45	0.45
1840	Junior Management Assistant	2,230	B	2,711	1.00	1.00
1842	Management Assistant	2,533	B	3,080	1.00	1.00
2230	Physician Specialist	5,911	B	8,369	0.75	0.75
2232	Senior Physician Specialist	6,517	B	9,008	4.53	4.53
2233	Supervising Physician Specialist	7,015	B	9,688	1.10	1.10
2416	Laboratory Technician II	2,079	B	2,527	1.50	1.50
2462	Microbiologist	2,960	B	3,597	0.25	0.25
2464	Senior Microbiologist	3,378	B	4,106	1.00	1.00
2585	Health Worker I	1,727	B	2,099	3.00	3.00
2586	Health Worker II	1,932	B	2,348	2.00	2.00
2587	Health Worker III	2,115	B	2,571	8.00	8.00

Annual Salary Ordinance 2015-2016 and 2016-2017

Budgeted Position Counts (FTE) by Department and Job Code

Job Code	Title	Low	Type	High	2015-2016 FTE	2016-2017 FTE
DPH PUBLIC HEALTH						
Program:	DPC	COMM HLTH - PREVENTION - AIDS				
Subfund:	2S CHS GNC	GRANTS; NON-PROJECT; CONTINUING				
2589	Health Program Coordinator I	2,507	B	3,047	4.00	4.00
2591	Health Program Coordinator II	2,855	B	3,470	3.30	3.30
2593	Health Program Coordinator III	3,194	B	3,881	5.85	5.85
2802	Epidemiologist I	2,539	B	3,087	1.40	1.40
2803	Epidemiologist II	3,241	B	3,940	4.79	5.55
2806	Disease Control Investigator	2,309	B	2,806	2.00	2.00
2822	Health Educator	2,953	B	3,589	1.45	1.45
2825	Senior Health Educator	3,179	B	3,862	0.75	0.75
2930	Psychiatric Social Worker	2,933	B	3,566	0.10	0.10
TEMPM	Temporary - Miscellaneous	0.00	B	0.00	6.46	6.19
SubFund Total:					66.58	67.07
Program Total:					83.25	83.74
Program:	DPD	COMM HLTH - PREVENTION - DISEASE CONTROL				
Subfund:	1G AGF AAA	GF-NON-PROJECT-CONTROLLED				
0922	Manager I	3,547	B	4,527	2.00	2.00
0932	Manager IV	4,407	B	5,624	1.00	1.00
1002	IS Operator-Journey	1,932	B	2,348	0.00	0.00
1022	IS Administrator II	2,758	B	3,353	0.00	0.00
1054	IS Business Analyst-Principal	3,948	B	4,965	1.00	1.00
1091	IT Operations Support Administrator I	1,932	B	2,348	1.02	1.02
1093	IT Operations Support Administrator III	2,758	B	3,353	1.00	1.00
1406	Senior Clerk	1,765	B	2,145	2.77	3.00
1408	Principal Clerk	2,332	B	2,835	1.00	1.00
1635	Health Care Billing Clerk I	1,994	B	2,424	2.88	2.88
1820	Junior Administrative Analyst	2,094	B	2,545	2.00	2.00
1823	Senior Administrative Analyst	3,208	B	3,899	1.00	1.00
1842	Management Assistant	2,533	B	3,080	1.00	1.00
1950	Assistant Purchaser	2,161	B	2,627	1.00	1.00
2230	Physician Specialist	5,911	B	8,369	2.64	2.64
2232	Senior Physician Specialist	6,517	B	9,008	2.52	2.75
2233	Supervising Physician Specialist	7,015	B	9,688	3.00	3.00
2312	Licensed Vocational Nurse	2,377	B	2,890	3.00	3.00

Annual Salary Ordinance 2015-2016 and 2016-2017

Budgeted Position Counts (FTE) by Department and Job Code

Job Code	Title	Low	Type	High	2015-2016 FTE	2016-2017 FTE
DPH PUBLIC HEALTH						
Program:	DPD	COMM HLTH - PREVENTION - DISEASE CONTROL				
Subfund:	1G AGF AAA	GF-NON-PROJECT-CONTROLLED				
2320	Registered Nurse	4,338	B	5,699	8.02	8.02
2322	Nurse Manager	5,038	B	7,336	1.00	1.00
2328	Nurse Practitioner	5,374	B	7,608	6.25	6.37
2402	Laboratory Technician I	1,840	B	2,236	1.00	1.00
2416	Laboratory Technician II	2,079	B	2,527	7.26	7.26
2462	Microbiologist	2,960	B	3,597	5.30	5.30
2464	Senior Microbiologist	3,378	B	4,106	3.00	3.00
2585	Health Worker I	1,727	B	2,099	5.00	5.00
2586	Health Worker II	1,932	B	2,348	9.90	9.90
2587	Health Worker III	2,115	B	2,571	7.78	8.47
2589	Health Program Coordinator I	2,507	B	3,047	1.80	1.80
2591	Health Program Coordinator II	2,855	B	3,470	3.40	3.75
2593	Health Program Coordinator III	3,194	B	3,881	1.00	1.00
2736	Porter	1,778	B	2,161	1.00	1.00
2802	Epidemiologist I	2,539	B	3,087	1.00	1.00
2803	Epidemiologist II	3,241	B	3,940	3.10	3.10
2806	Disease Control Investigator	2,309	B	2,806	7.00	7.23
2822	Health Educator	2,953	B	3,589	1.00	1.00
2830	Public Health Nurse	4,338	B	5,699	0.77	1.00
2908	Senior Hospital Eligibility Worker	2,424	B	2,946	0.69	0.69
8106	Legal Process Clerk	1,849	B	2,247	3.00	3.00
9924	Public Service Aide - Health Services	1,462	B	1,462	0.20	0.20
TEMPM	Temporary - Miscellaneous	0.00	B	0.00	2.11	2.05
TEMPN	Temporary - Nurses	0.00	B	0.00	1.08	1.07
SubFund Total:					110.49	112.50
Subfund:	2S CHS GNC	GRANTS; NON-PROJECT; CONTINUING				
0922	Manager I	3,547	B	4,527	1.00	1.00
1002	IS Operator-Journey	1,932	B	2,348	0.00	0.00
1021	IS Administrator I	2,269	B	2,758	0.00	0.00
1022	IS Administrator II	2,758	B	3,353	0.00	0.00
1091	IT Operations Support Administrator I	1,932	B	2,348	0.25	0.25
1092	IT Operations Support Administrator II	2,269	B	2,758	1.00	1.00
1093	IT Operations Support Administrator III	2,758	B	3,353	1.00	1.00

Annual Salary Ordinance 2015-2016 and 2016-2017

Budgeted Position Counts (FTE) by Department and Job Code

Job Code	Title	Low	Type	High	2015-2016 FTE	2016-2017 FTE
DPH	PUBLIC HEALTH					
Program:	DPD	COMM HLTH - PREVENTION - DISEASE CONTROL				
Subfund:	2S CHS GNC	GRANTS; NON-PROJECT; CONTINUING				
1406	Senior Clerk	1,765	B	2,145	2.77	3.00
1635	Health Care Billing Clerk I	1,994	B	2,424	1.12	1.12
1636	Health Care Billing Clerk II	2,242	B	2,726	0.00	0.00
1820	Junior Administrative Analyst	2,094	B	2,545	0.77	1.00
1823	Senior Administrative Analyst	3,208	B	3,899	1.30	1.30
2230	Physician Specialist	5,911	B	8,369	1.25	1.25
2232	Senior Physician Specialist	6,517	B	9,008	0.25	0.25
2233	Supervising Physician Specialist	7,015	B	9,688	1.00	1.00
2312	Licensed Vocational Nurse	2,377	B	2,890	0.00	0.00
2320	Registered Nurse	4,338	B	5,699	1.39	1.50
2328	Nurse Practitioner	5,374	B	7,608	0.00	0.00
2416	Laboratory Technician II	2,079	B	2,527	1.00	1.00
2462	Microbiologist	2,960	B	3,597	0.70	0.70
2586	Health Worker II	1,932	B	2,348	7.38	7.50
2587	Health Worker III	2,115	B	2,571	6.00	6.00
2588	Health Worker IV	2,472	B	3,005	2.00	2.00
2589	Health Program Coordinator I	2,507	B	3,047	3.32	3.32
2591	Health Program Coordinator II	2,855	B	3,470	4.37	4.25
2593	Health Program Coordinator III	3,194	B	3,881	3.30	3.30
2802	Epidemiologist I	2,539	B	3,087	5.20	5.20
2803	Epidemiologist II	3,241	B	3,940	4.46	4.69
2806	Disease Control Investigator	2,309	B	2,806	2.00	2.00
2818	Health Program Planner	2,874	B	3,493	1.00	1.00
2820	Senior Health Program Planner	3,327	B	4,044	1.00	1.00
2822	Health Educator	2,953	B	3,589	1.00	1.00
2825	Senior Health Educator	3,179	B	3,862	0.77	1.00
2908	Senior Hospital Eligibility Worker	2,424	B	2,946	0.30	0.30
2909	Hospital Eligibility Worker Supervisor	2,960	B	3,597	0.00	0.00
2920	Medical Social Worker	2,933	B	3,566	1.00	1.00
TEMPM	Temporary - Miscellaneous	0.00	B	0.00	4.27	4.07
TEMPN	Temporary - Nurses	0.00	B	0.00	0.44	0.35
SubFund Total:					62.61	63.35
Subfund:	2S CHS PHF	PUBLIC HEALTH-SPEC REV FD				

Annual Salary Ordinance 2015-2016 and 2016-2017

Budgeted Position Counts (FTE) by Department and Job Code

Job Code	Title	Low	Type	High	2015-2016 FTE	2016-2017 FTE
DPH PUBLIC HEALTH						
Program:	DPD	COMM HLTH - PREVENTION - DISEASE CONTROL				
Subfund:	2S CHS PHF	PUBLIC HEALTH-SPEC REV FD				
2585	Health Worker I	1,727	B	2,099	0.25	0.25
2586	Health Worker II	1,932	B	2,348	1.01	1.01
SubFund Total:					1.26	1.26
Program Total:					174.36	177.11
Program:	DPE	EMERGENCY SERVICES AGENCY				
Subfund:	2S CHS PHF	PUBLIC HEALTH-SPEC REV FD				
1824	Principal Administrative Analyst	3,714	B	4,514	0.25	0.25
SubFund Total:					0.25	0.25
Program Total:					0.25	0.25
Program:	DPH	COMM HLTH - PREVENTION - HLTH EDUCATION				
Subfund:	1G AGF AAA	GF-NON-PROJECT-CONTROLLED				
0922	Manager I	3,547	B	4,527	0.60	0.60
1406	Senior Clerk	1,765	B	2,145	1.00	1.00
1820	Junior Administrative Analyst	2,094	B	2,545	0.10	0.10
2586	Health Worker II	1,932	B	2,348	0.75	0.75
2589	Health Program Coordinator I	2,507	B	3,047	0.20	0.20
2803	Epidemiologist II	3,241	B	3,940	0.50	0.50
2818	Health Program Planner	2,874	B	3,493	0.00	0.00
2820	Senior Health Program Planner	3,327	B	4,044	1.00	1.00
2822	Health Educator	2,953	B	3,589	2.45	2.46
TEMPM	Temporary - Miscellaneous	0.00	B	0.00	0.13	0.13
SubFund Total:					6.73	6.74
Subfund:	1G AGF ACP	GF-CONTINUING PROJECTS				
1820	Junior Administrative Analyst	2,094	B	2,545	0.50	0.50
2586	Health Worker II	1,932	B	2,348	0.25	0.25
2822	Health Educator	2,953	B	3,589	1.00	1.00
TEMPM	Temporary - Miscellaneous	0.00	B	0.00	0.01	0.01
SubFund Total:					1.76	1.76
Subfund:	1G AGF WOF	GENERAL FUND WORK ORDER FUND				
2822	Health Educator	2,953	B	3,589	0.50	0.50
TEMPM	Temporary - Miscellaneous	0.00	B	0.00	0.04	0.03
SubFund Total:					0.54	0.53

Annual Salary Ordinance 2015-2016 and 2016-2017

Budgeted Position Counts (FTE) by Department and Job Code

Job Code	Title	Low	Type	High	2015-2016 FTE	2016-2017 FTE
DPH PUBLIC HEALTH						
Program:	DPH	COMM HLTH - PREVENTION - HLTH EDUCATION				
Subfund:	2S CHS GNC	GRANTS; NON-PROJECT; CONTINUING				
0922	Manager I	3,547	B	4,527	0.00	0.00
1654	Accountant III	3,087	B	3,752	0.10	0.10
2589	Health Program Coordinator I	2,507	B	3,047	0.80	0.80
2591	Health Program Coordinator II	2,855	B	3,470	0.10	0.10
2802	Epidemiologist I	2,539	B	3,087	0.00	0.00
2818	Health Program Planner	2,874	B	3,493	0.77	1.00
2822	Health Educator	2,953	B	3,589	1.64	1.64
2825	Senior Health Educator	3,179	B	3,862	0.00	0.00
9924	Public Service Aide - Health Services	1,462	B	1,462	0.43	0.43
TEMPM	Temporary - Miscellaneous	0.00	B	0.00	0.84	0.45
SubFund Total:					4.68	4.52
Subfund:	2S CHS PHF	PUBLIC HEALTH-SPEC REV FD				
0922	Manager I	3,547	B	4,527	0.40	0.40
1820	Junior Administrative Analyst	2,094	B	2,545	0.40	0.40
2591	Health Program Coordinator II	2,855	B	3,470	0.90	0.90
2818	Health Program Planner	2,874	B	3,493	1.00	1.00
2822	Health Educator	2,953	B	3,589	1.40	1.40
2825	Senior Health Educator	3,179	B	3,862	0.25	0.25
TEMPM	Temporary - Miscellaneous	0.00	B	0.00	0.90	0.87
SubFund Total:					5.25	5.22
Program Total:					18.96	18.77
Program:	DPM	COMM HLTH - PREV - MATERNAL & CHILD HLTH				
Subfund:	1G AGF AAA	GF-NON-PROJECT-CONTROLLED				
0923	Manager II	3,807	B	4,859	2.44	2.44
1022	IS Administrator II	2,758	B	3,353	0.00	0.00
1093	IT Operations Support Administrator III	2,758	B	3,353	0.95	0.95
1406	Senior Clerk	1,765	B	2,145	11.76	11.76
1408	Principal Clerk	2,332	B	2,835	0.59	0.59
1636	Health Care Billing Clerk II	2,242	B	2,726	4.00	4.00
1822	Administrative Analyst	2,752	B	3,346	1.65	1.65
1823	Senior Administrative Analyst	3,208	B	3,899	0.21	0.21
1824	Principal Administrative Analyst	3,714	B	4,514	0.69	0.69

Annual Salary Ordinance 2015-2016 and 2016-2017

Budgeted Position Counts (FTE) by Department and Job Code

Job Code	Title	Low	Type	High	2015-2016 FTE	2016-2017 FTE
DPH	PUBLIC HEALTH					
Program:	DPM	COMM HLTH - PREV - MATERNAL & CHILD HLTH				
Subfund:	1G AGF AAA	GF-NON-PROJECT-CONTROLLED				
2119	Health Care Analyst	2,800	B	3,403	0.62	0.62
2204	Dental Hygienist	3,035	B	3,689	0.87	0.87
2230	Physician Specialist	5,911	B	8,369	0.60	0.60
2232	Senior Physician Specialist	6,517	B	9,008	2.70	2.70
2322	Nurse Manager	5,038	B	7,336	3.58	3.58
2324	Nursing Supervisor	5,553	B	8,086	0.86	0.86
2538	Audiometrist	3,117	B	3,978	0.50	0.50
2548	Occupational Therapist	3,041	B	4,278	9.79	9.79
2550	Senior Occupational Therapist	3,436	B	4,835	1.00	1.00
2556	Physical Therapist	3,041	B	4,278	10.90	10.90
2558	Senior Physical Therapist	3,436	B	4,835	1.00	1.00
2587	Health Worker III	2,115	B	2,571	3.12	3.12
2589	Health Program Coordinator I	2,507	B	3,047	0.08	0.08
2593	Health Program Coordinator III	3,194	B	3,881	2.02	2.02
2803	Epidemiologist II	3,241	B	3,940	0.64	0.64
2820	Senior Health Program Planner	3,327	B	4,044	1.36	1.36
2822	Health Educator	2,953	B	3,589	1.45	1.45
2830	Public Health Nurse	4,338	B	5,699	20.42	20.42
2846	Nutritionist	2,953	B	3,589	0.07	0.07
2908	Senior Hospital Eligibility Worker	2,424	B	2,946	3.00	3.00
2920	Medical Social Worker	2,933	B	3,566	0.62	0.62
2922	Senior Medical Social Worker	3,064	B	3,724	1.00	1.00
TEMPM	Temporary - Miscellaneous	0.00	B	0.00	0.35	0.34
SubFund Total:					88.84	88.83
Subfund:	1G AGF WOF	GENERAL FUND WORK ORDER FUND				
1406	Senior Clerk	1,765	B	2,145	4.00	4.00
2204	Dental Hygienist	3,035	B	3,689	0.73	0.87
2230	Physician Specialist	5,911	B	8,369	0.40	0.40
2320	Registered Nurse	4,338	B	5,699	0.67	0.67
2322	Nurse Manager	5,038	B	7,336	0.17	0.17
2538	Audiometrist	3,117	B	3,978	0.38	0.50
2586	Health Worker II	1,932	B	2,348	1.00	1.00
2587	Health Worker III	2,115	B	2,571	0.99	1.00

Annual Salary Ordinance 2015-2016 and 2016-2017

Budgeted Position Counts (FTE) by Department and Job Code

Job Code	Title	Low	Type	High	2015-2016 FTE	2016-2017 FTE
DPH PUBLIC HEALTH						
Program:	DPM	COMM HLTH - PREV - MATERNAL & CHILD HLTH				
Subfund:	1G AGF WOF	GENERAL FUND WORK ORDER FUND				
2591	Health Program Coordinator II	2,855	B	3,470	0.48	0.62
2830	Public Health Nurse	4,338	B	5,699	8.62	8.85
TEMPM	Temporary - Miscellaneous	0.00	B	0.00	0.71	0.47
TEMPN	Temporary - Nurses	0.00	B	0.00	1.09	0.70
SubFund Total:					19.24	19.25
Subfund:	2S CHS GNC	GRANTS; NON-PROJECT; CONTINUING				
0923	Manager II	3,807	B	4,859	0.22	0.22
1022	IS Administrator II	2,758	B	3,353	0.00	0.00
1093	IT Operations Support Administrator III	2,758	B	3,353	0.05	0.05
1406	Senior Clerk	1,765	B	2,145	3.94	3.94
1408	Principal Clerk	2,332	B	2,835	0.41	0.41
1654	Accountant III	3,087	B	3,752	1.00	1.00
1657	Accountant IV	3,574	B	4,343	0.40	0.40
1822	Administrative Analyst	2,752	B	3,346	0.35	0.35
1824	Principal Administrative Analyst	3,714	B	4,514	0.31	0.31
2119	Health Care Analyst	2,800	B	3,403	0.38	0.38
2204	Dental Hygienist	3,035	B	3,689	0.97	1.06
2232	Senior Physician Specialist	6,517	B	9,008	0.79	0.79
2320	Registered Nurse	4,338	B	5,699	0.33	0.33
2322	Nurse Manager	5,038	B	7,336	3.55	3.55
2324	Nursing Supervisor	5,553	B	8,086	0.53	0.53
2585	Health Worker I	1,727	B	2,099	12.50	12.50
2586	Health Worker II	1,932	B	2,348	8.50	8.50
2587	Health Worker III	2,115	B	2,571	4.81	5.04
2589	Health Program Coordinator I	2,507	B	3,047	0.88	0.88
2591	Health Program Coordinator II	2,855	B	3,470	1.09	1.18
2593	Health Program Coordinator III	3,194	B	3,881	2.90	2.90
2803	Epidemiologist II	3,241	B	3,940	0.36	0.36
2819	Assistant Health Educator	2,551	B	3,101	1.75	1.75
2820	Senior Health Program Planner	3,327	B	4,044	0.64	0.64
2822	Health Educator	2,953	B	3,589	0.97	0.97
2830	Public Health Nurse	4,338	B	5,699	28.05	28.29
2846	Nutritionist	2,953	B	3,589	12.98	12.98

Annual Salary Ordinance 2015-2016 and 2016-2017

Budgeted Position Counts (FTE) by Department and Job Code

Job Code	Title	Low	Type	High	2015-2016 FTE	2016-2017 FTE
DPH PUBLIC HEALTH						
Program:	DPM	COMM HLTH - PREV - MATERNAL & CHILD HLTH				
Subfund:	2S CHS GNC	GRANTS; NON-PROJECT; CONTINUING				
2920	Medical Social Worker	2,933	B	3,566	0.38	0.38
TEMPM	Temporary - Miscellaneous	0.00	B	0.00	2.18	1.57
TEMPN	Temporary - Nurses	0.00	B	0.00	3.36	2.79
SubFund Total:					94.58	94.05
Subfund:	2S CHS PHF	PUBLIC HEALTH-SPEC REV FD				
2322	Nurse Manager	5,038	B	7,336	0.34	0.34
2830	Public Health Nurse	4,338	B	5,699	0.50	0.50
SubFund Total:					0.84	0.84
Program Total:					203.50	202.97
Program:	DSP	COMM HLTH - COMM SUPPORT - HOUSING				
Subfund:	1G AGF AAA	GF-NON-PROJECT-CONTROLLED				
0922	Manager I	3,547	B	4,527	1.00	1.00
0933	Manager V	4,753	B	6,067	1.00	1.00
1406	Senior Clerk	1,765	B	2,145	1.00	1.00
1822	Administrative Analyst	2,752	B	3,346	1.00	1.00
1823	Senior Administrative Analyst	3,208	B	3,899	2.00	2.00
2320	Registered Nurse	4,338	B	5,699	4.00	4.00
2322	Nurse Manager	5,038	B	7,336	1.00	1.00
2586	Health Worker II	1,932	B	2,348	0.15	0.15
2587	Health Worker III	2,115	B	2,571	0.00	0.00
2591	Health Program Coordinator II	2,855	B	3,470	1.00	1.00
2593	Health Program Coordinator III	3,194	B	3,881	1.00	1.00
2818	Health Program Planner	2,874	B	3,493	1.00	1.00
2920	Medical Social Worker	2,933	B	3,566	0.00	0.00
2930	Psychiatric Social Worker	2,933	B	3,566	0.00	0.00
2932	Senior Psychiatric Social Worker	3,064	B	3,724	0.00	0.00
TEMPM	Temporary - Miscellaneous	0.00	B	0.00	0.00	0.00
SubFund Total:					14.15	14.15
Program Total:					14.15	14.15
Program:	FAL	CHILDREN'S BASELINE				
Subfund:	1G AGF AAA	GF-NON-PROJECT-CONTROLLED				
0922	Manager I	3,547	B	4,527	1.00	1.00
0923	Manager II	3,807	B	4,859	0.00	0.00

Annual Salary Ordinance 2015-2016 and 2016-2017

Budgeted Position Counts (FTE) by Department and Job Code

Job Code	Title	Low	Type	High	2015-2016 FTE	2016-2017 FTE
DPH	PUBLIC HEALTH					
Program:	FAL					
Subfund:	1G AGF AAA					
	CHILDREN'S BASELINE					
	GF-NON-PROJECT-CONTROLLED					
0932	Manager IV	4,407	B	5,624	0.00	0.00
0942	Manager VII	5,460	B	6,968	0.60	0.60
1406	Senior Clerk	1,765	B	2,145	1.00	1.00
1652	Accountant II	2,551	B	3,101	0.00	0.00
1820	Junior Administrative Analyst	2,094	B	2,545	0.50	0.50
2112	Medical Records Technician	2,252	B	2,737	1.00	1.00
2202	Dental Aide	2,230	B	2,711	4.56	4.56
2204	Dental Hygienist	3,035	B	3,689	1.70	1.70
2210	Dentist	4,810	B	6,291	3.50	3.50
2230	Physician Specialist	5,911	B	8,369	1.12	1.12
2232	Senior Physician Specialist	6,517	B	9,008	0.90	0.90
2233	Supervising Physician Specialist	7,015	B	9,688	0.91	0.91
2305	Psychiatric Technician	2,388	B	2,902	1.52	1.52
2320	Registered Nurse	4,338	B	5,699	13.00	13.00
2322	Nurse Manager	5,038	B	7,336	1.00	1.00
2328	Nurse Practitioner	5,374	B	7,608	3.10	3.10
2430	Medical Evaluations Assistant	1,975	B	2,401	4.60	4.60
2538	Audiometrist	3,117	B	3,978	0.00	0.00
2552	Dir Of Activities, Therapy And Volunteer	2,779	B	3,378	0.00	0.00
2574	Clinical Psychologist	3,396	B	4,128	1.00	1.00
2585	Health Worker I	1,727	B	2,099	1.48	1.48
2586	Health Worker II	1,932	B	2,348	2.50	2.50
2587	Health Worker III	2,115	B	2,571	0.00	0.00
2588	Health Worker IV	2,472	B	3,005	0.00	0.00
2591	Health Program Coordinator II	2,855	B	3,470	0.00	0.00
2593	Health Program Coordinator III	3,194	B	3,881	0.50	0.50
2736	Porter	1,778	B	2,161	1.00	1.00
2806	Disease Control Investigator	2,309	B	2,806	0.00	0.00
2903	Hospital Eligibility Worker	2,115	B	2,571	0.50	0.50
2912	Senior Social Worker	2,496	B	3,035	1.00	1.00
2920	Medical Social Worker	2,933	B	3,566	1.00	1.00
2930	Psychiatric Social Worker	2,933	B	3,566	4.00	4.00
2931	Marriage, Family And Child Counselor	2,933	B	3,566	1.00	1.00

Annual Salary Ordinance 2015-2016 and 2016-2017

Budgeted Position Counts (FTE) by Department and Job Code

Job Code	Title	Low	Type	High	2015-2016 FTE	2016-2017 FTE
DPH PUBLIC HEALTH						
Program:	FAL CHILDREN'S BASELINE					
Subfund:	1G AGF AAA GF-NON-PROJECT-CONTROLLED					
2932	Senior Psychiatric Social Worker	3,064	B	3,724	0.00	0.00
TEMPM	Temporary - Miscellaneous	0.00	B	0.00	0.14	0.14
TEMPN	Temporary - Nurses	0.00	B	0.00	0.29	0.29
SubFund Total:					54.42	54.42
Subfund:	1G AGF WOF GENERAL FUND WORK ORDER FUND					
2232	Senior Physician Specialist	6,517	B	9,008	1.64	1.64
2574	Clinical Psychologist	3,396	B	4,128	0.73	0.73
2930	Psychiatric Social Worker	2,933	B	3,566	3.85	5.00
2931	Marriage, Family And Child Counselor	2,933	B	3,566	2.31	3.00
TEMPM	Temporary - Miscellaneous	0.00	B	0.00	1.84	1.77
SubFund Total:					10.37	12.14
Subfund:	5H AAA AAA SFGH-OPERATING-NON-PROJ-CONTROLLED FD					
1406	Senior Clerk	1,765	B	2,145	4.00	4.00
1428	Unit Clerk	2,063	B	2,507	3.00	3.00
1431	Senior Unit Clerk	2,145	B	2,607	1.00	1.00
2312	Licensed Vocational Nurse	2,377	B	2,890	3.00	3.00
2320	Registered Nurse	4,338	B	5,699	44.25	44.25
2322	Nurse Manager	5,038	B	7,336	3.00	3.00
2323	Clinical Nurse Specialist	4,877	B	7,610	1.00	1.00
2325	Nurse Midwife	4,877	B	7,610	0.00	0.00
2328	Nurse Practitioner	5,374	B	7,608	7.90	7.90
2430	Medical Evaluations Assistant	1,975	B	2,401	7.14	7.14
2548	Occupational Therapist	3,041	B	4,278	0.00	0.00
2586	Health Worker II	1,932	B	2,348	5.00	5.00
2587	Health Worker III	2,115	B	2,571	0.00	0.00
2846	Nutritionist	2,953	B	3,589	5.00	5.00
P103	Special Nurse	5,423	B	7,124	1.35	1.35
TEMPM	Temporary - Miscellaneous	0.00	B	0.00	0.30	0.29
TEMPN	Temporary - Nurses	0.00	B	0.00	0.72	0.71
SubFund Total:					86.66	86.64
Program Total:					151.45	153.20
Program:	FAM MENTAL HEALTH - CHILDREN'S PROGRAM					
Subfund:	1G AGF AAA GF-NON-PROJECT-CONTROLLED					

Annual Salary Ordinance 2015-2016 and 2016-2017

Budgeted Position Counts (FTE) by Department and Job Code

Job Code	Title	Low	Type	High	2015-2016 FTE	2016-2017 FTE
DPH PUBLIC HEALTH						
Program:	FAM	MENTAL HEALTH - CHILDREN'S PROGRAM				
Subfund:	1G AGF AAA	GF-NON-PROJECT-CONTROLLED				
0923	Manager II	3,807	B	4,859	1.80	1.80
0932	Manager IV	4,407	B	5,624	1.00	1.00
1406	Senior Clerk	1,765	B	2,145	9.25	9.25
1652	Accountant II	2,551	B	3,101	1.00	1.00
2232	Senior Physician Specialist	6,517	B	9,008	5.16	5.16
2233	Supervising Physician Specialist	7,015	B	9,688	0.75	0.75
2322	Nurse Manager	5,038	B	7,336	0.00	0.00
2323	Clinical Nurse Specialist	4,877	B	7,610	0.50	0.50
2328	Nurse Practitioner	5,374	B	7,608	0.50	0.50
2552	Dir Of Activities, Therapy And Volunteer	2,779	B	3,378	1.00	1.00
2574	Clinical Psychologist	3,396	B	4,128	6.15	6.15
2585	Health Worker I	1,727	B	2,099	1.53	1.53
2586	Health Worker II	1,932	B	2,348	11.50	11.50
2587	Health Worker III	2,115	B	2,571	9.00	9.00
2588	Health Worker IV	2,472	B	3,005	5.00	5.00
2591	Health Program Coordinator II	2,855	B	3,470	1.00	1.00
2593	Health Program Coordinator III	3,194	B	3,881	10.80	10.80
2903	Hospital Eligibility Worker	2,115	B	2,571	0.00	0.00
2920	Medical Social Worker	2,933	B	3,566	1.50	1.50
2930	Psychiatric Social Worker	2,933	B	3,566	48.65	49.57
2931	Marriage, Family And Child Counselor	2,933	B	3,566	4.09	4.09
2932	Senior Psychiatric Social Worker	3,064	B	3,724	13.11	13.11
2935	Senior Marriage, Family & Child Counselo	3,064	B	3,724	0.77	1.00
TEMPM	Temporary - Miscellaneous	0.00	B	0.00	1.25	1.21
TEMPN	Temporary - Nurses	0.00	B	0.00	0.36	0.36
SubFund Total:					135.67	136.78
Subfund:	2S CHS GNC	GRANTS; NON-PROJECT; CONTINUING				
1406	Senior Clerk	1,765	B	2,145	1.00	1.00
2574	Clinical Psychologist	3,396	B	4,128	0.92	0.92
2593	Health Program Coordinator III	3,194	B	3,881	1.77	2.00
2930	Psychiatric Social Worker	2,933	B	3,566	0.00	0.00
2931	Marriage, Family And Child Counselor	2,933	B	3,566	1.00	1.00

Annual Salary Ordinance 2015-2016 and 2016-2017

Budgeted Position Counts (FTE) by Department and Job Code

Job Code	Title	Low	Type	High	2015-2016 FTE	2016-2017 FTE
DPH	PUBLIC HEALTH					
Program:	FAM	MENTAL HEALTH - CHILDREN'S PROGRAM				
Subfund:	2S CHS GNC	GRANTS; NON-PROJECT; CONTINUING				
TEMPM	Temporary - Miscellaneous	0.00	B	0.00	0.06	0.00
				SubFund Total:	4.75	4.92
				Program Total:	140.42	141.70
				DPH Department Total:	7,419.65	7,480.71

Annual Salary Ordinance 2015-2016 and 2016-2017

Budgeted Position Counts (FTE) by Department and Job Code

Job Code	Title	Low	Type	High	2015-2016 FTE	2016-2017 FTE
DPW GENERAL SERVICES AGENCY - PUBLIC WORKS						
Program:	BA1	URBAN FORESTRY				
Subfund:	1G AGF PWF	GF-DPW WORK ORDER FUND				
0922	Manager I	3,547	B	4,527	1.00	1.00
3417	Gardener	2,079	B	2,527	7.00	7.00
3422	Park Section Supervisor	2,527	B	3,072	1.00	1.00
3434	Arborist Technician	2,292	B	3,138	8.00	8.00
3436	Arborist Technician Supervisor I	2,882	B	3,503	1.00	1.00
7211	Cement Finisher Supervisor II	3,446	B	4,188	1.00	1.00
7227	Cement Finisher Supervisor I	3,248	B	3,948	5.77	6.00
7311	Cement Mason	2,412	B	2,933	32.08	33.00
7328	Operating Engineer, Universal	2,969	B	3,608	1.00	1.00
7355	Truck Driver	2,459	B	3,132	4.00	4.00
7378	Tile Setter	2,507	B	3,047	2.00	2.00
7514	General Laborer	2,009	B	2,442	12.00	12.00
TEMPM	Temporary - Miscellaneous	0.00	B	0.00	4.56	4.42
SubFund Total:					80.41	81.42
Subfund:	2S GTF GTN	GAS TAX - ANNUALLY BUDGETED				
0922	Manager I	3,547	B	4,527	0.00	0.00
3410	Apprentice Gardener	1,390	B	2,022	0.77	1.00
3417	Gardener	2,079	B	2,527	17.54	18.00
3422	Park Section Supervisor	2,527	B	3,072	3.00	3.00
3424	Integrated Pest Mgmt Specialst	2,527	B	3,072	0.00	0.00
3425	Senior Integrated Pest Management Specia	2,706	B	3,289	1.00	1.00
3434	Arborist Technician	2,292	B	3,138	4.31	5.00
3436	Arborist Technician Supervisor I	2,882	B	3,503	2.00	2.00
7281	Street Environmental Services Operations	3,056	B	3,714	1.00	1.00
7355	Truck Driver	2,459	B	3,132	3.00	3.00
7514	General Laborer	2,009	B	2,442	15.50	15.50
TEMPM	Temporary - Miscellaneous	0.00	B	0.00	0.80	0.78
SubFund Total:					48.92	50.28
Subfund:	2S PWF OHF	DPW-OVERHEAD FUND				
0932	Manager IV	4,407	B	5,624	1.00	1.00
0941	Manager VI	5,101	B	6,510	1.00	1.00
1404	Clerk	1,702	B	2,069	0.77	1.00

Annual Salary Ordinance 2015-2016 and 2016-2017

Budgeted Position Counts (FTE) by Department and Job Code

Job Code	Title	Low	Type	High	2015-2016 FTE	2016-2017 FTE
DPW GENERAL SERVICES AGENCY - PUBLIC WORKS						
Program:	BA1	URBAN FORESTRY				
Subfund:	2S PWF OHF	DPW-OVERHEAD FUND				
1632	Senior Account Clerk	2,115	B	2,571	0.00	0.00
7281	Street Environmental Services Operations	3,056	B	3,714	1.00	1.00
TEMPM	Temporary - Miscellaneous	0.00	B	0.00	0.39	0.38
SubFund Total:					4.16	4.38
Program Total:					133.49	136.08
Program:	BA2	STREET AND SEWER REPAIR				
Subfund:	1G AGF PWF	GF-DPW WORK ORDER FUND				
0932	Manager IV	4,407	B	5,624	0.00	0.00
1404	Clerk	1,702	B	2,069	1.00	1.00
7220	Asphalt Finisher Supervisor I	2,882	B	3,503	7.00	7.00
7221	Asphalt Plant Supervisor I	3,162	B	3,844	1.00	1.00
7246	Sewer Repair Supervisor	3,337	B	4,056	2.00	2.00
7282	Street Repair Supervisor II	3,189	B	3,873	3.00	3.00
7307	Bricklayer	2,989	B	3,633	7.00	7.00
7328	Operating Engineer, Universal	2,969	B	3,608	8.77	9.00
7355	Truck Driver	2,459	B	3,132	18.00	18.00
7404	Asphalt Finisher	2,120	B	2,577	5.00	5.00
7421	Sewer Maintenance Worker	2,247	B	2,732	11.00	11.00
7428	Hodcarrier	2,424	B	2,946	8.00	8.00
7449	Sewer Service Worker	2,989	B	3,633	1.00	1.00
7502	Asphalt Worker	2,048	B	2,490	17.00	17.00
TEMPM	Temporary - Miscellaneous	0.00	B	0.00	6.05	5.87
SubFund Total:					95.82	95.87
Subfund:	2S GTF RDN	ROAD FUND - ANNUALLY BUDGETED				
7220	Asphalt Finisher Supervisor I	2,882	B	3,503	2.00	2.00
7328	Operating Engineer, Universal	2,969	B	3,608	1.00	1.00
7355	Truck Driver	2,459	B	3,132	2.00	2.00
7404	Asphalt Finisher	2,120	B	2,577	2.65	2.65
7502	Asphalt Worker	2,048	B	2,490	1.00	1.00
7514	General Laborer	2,009	B	2,442	2.00	2.00
TEMPM	Temporary - Miscellaneous	0.00	B	0.00	0.07	0.07
SubFund Total:					10.72	10.72

Annual Salary Ordinance 2015-2016 and 2016-2017

Budgeted Position Counts (FTE) by Department and Job Code

Job Code	Title	Low	Type	High	2015-2016 FTE	2016-2017 FTE
DPW GENERAL SERVICES AGENCY - PUBLIC WORKS						
Program:	BA2	STREET AND SEWER REPAIR				
Subfund:	2S PWF OHF	DPW-OVERHEAD FUND				
0932	Manager IV	4,407	B	5,624	2.00	2.00
0941	Manager VI	5,101	B	6,510	1.00	1.00
1406	Senior Clerk	1,765	B	2,145	1.00	1.00
1408	Principal Clerk	2,332	B	2,835	1.00	1.00
1632	Senior Account Clerk	2,115	B	2,571	0.00	0.00
SubFund Total:					5.00	5.00
Program Total:					111.54	111.59
Program:	BAA	ENGINEERING				
Subfund:	1G AGF PWF	GF-DPW WORK ORDER FUND				
0931	Manager III	4,106	B	5,241	1.00	1.00
1053	IS Business Analyst-Senior	3,409	B	4,289	1.00	1.00
1063	IS Programmer Analyst-Senior	3,089	B	3,890	1.00	1.00
1070	IS Project Director	4,352	B	5,473	1.00	1.00
1314	Public Relations Officer	3,027	B	3,679	2.00	2.00
1404	Clerk	1,702	B	2,069	5.00	5.00
1408	Principal Clerk	2,332	B	2,835	1.00	1.00
1822	Administrative Analyst	2,752	B	3,346	1.00	1.00
1823	Senior Administrative Analyst	3,208	B	3,899	0.77	1.00
1840	Junior Management Assistant	2,230	B	2,711	2.00	2.00
1842	Management Assistant	2,533	B	3,080	0.77	1.00
2917	Program Support Analyst	3,295	B	4,006	1.00	1.00
5174	Administrative Engineer	4,581	B	5,569	3.00	3.00
5203	Assistant Engineer	3,162	B	3,844	104.73	110.00
5207	Associate Engineer	3,679	B	4,471	47.39	53.00
5211	Engineer/Architect/Landscape Architect S	4,929	B	5,991	2.00	2.00
5212	Engineer/Architect Principal	5,722	B	6,955	2.00	2.00
5218	Structural Engineer	4,695	B	5,707	2.00	2.00
5241	Engineer	4,258	B	5,176	31.00	31.00
5262	Landscape Architectural Associate 1	3,162	B	3,844	9.00	9.00
5265	Architectural Associate I	3,162	B	3,844	1.00	1.00
5362	Engineering Assistant	2,360	B	2,868	8.00	8.00
5364	Engineering Associate I	2,614	B	3,178	12.50	13.00

Annual Salary Ordinance 2015-2016 and 2016-2017

Budgeted Position Counts (FTE) by Department and Job Code

Job Code	Title	Low	Type	High	2015-2016 FTE	2016-2017 FTE
DPW GENERAL SERVICES AGENCY - PUBLIC WORKS						
Program:	BAA ENGINEERING					
Subfund:	1G AGF PWF GF-DPW WORK ORDER FUND					
5366	Engineering Associate II	3,027	B	3,679	3.00	3.00
5502	Project Manager I	4,796	B	4,796	4.77	7.00
5504	Project Manager II	5,550	B	5,550	1.50	2.00
5508	Project Manager IV	7,514	B	7,514	1.00	1.00
5601	Utility Analyst	2,174	B	3,376	1.00	1.00
5602	Utility Specialist	3,284	B	4,854	1.00	1.00
5620	Regulatory Specialist	3,337	B	4,056	1.00	1.00
6317	Assistant Construction Inspector	2,627	B	3,193	9.00	9.00
6318	Construction Inspector	3,194	B	3,881	33.54	35.00
6319	Senior Construction Inspector	3,520	B	4,278	2.50	3.00
9254	Assistant To The Director, Public Affair	3,111	B	4,168	0.00	0.00
TEMPM	Temporary - Miscellaneous	0.00	B	0.00	5.09	4.94
SubFund Total:					303.56	319.94
Subfund:	2S PWF OHF DPW-OVERHEAD FUND					
0942	Manager VII	5,460	B	6,968	1.00	1.00
1093	IT Operations Support Administrator III	2,758	B	3,353	1.00	1.00
1404	Clerk	1,702	B	2,069	2.00	2.00
1408	Principal Clerk	2,332	B	2,835	2.00	2.00
1426	Senior Clerk Typist	1,941	B	2,360	1.00	1.00
1450	Executive Secretary I	2,332	B	2,835	1.00	1.00
1822	Administrative Analyst	2,752	B	3,346	2.00	2.00
1823	Senior Administrative Analyst	3,208	B	3,899	2.00	2.00
1924	Materials And Supplies Supervisor	1,773	B	2,156	1.00	1.00
5174	Administrative Engineer	4,581	B	5,569	1.00	1.00
5211	Engineer/Architect/Landscape Architect S	4,929	B	5,991	6.00	6.00
5212	Engineer/Architect Principal	5,722	B	6,955	2.00	2.00
5366	Engineering Associate II	3,027	B	3,679	1.00	1.00
5508	Project Manager IV	7,514	B	7,514	1.00	1.00
6335	Disability Access Coordinator	4,859	B	5,906	1.00	1.00
9251	Public Relations Manager	4,017	B	4,882	1.00	1.00
TEMPM	Temporary - Miscellaneous	0.00	B	0.00	6.57	6.38
SubFund Total:					32.57	32.38

Annual Salary Ordinance 2015-2016 and 2016-2017

Budgeted Position Counts (FTE) by Department and Job Code

Job Code	Title	Low	Type	High	2015-2016 FTE	2016-2017 FTE
DPW GENERAL SERVICES AGENCY - PUBLIC WORKS						
Program:	BAA	ENGINEERING				
				Program Total:	336.13	352.32
Program:	BAM	ARCHITECTURE				
Subfund:	1G AGF PWF	GF-DPW WORK ORDER FUND				
0931	Manager III	4,106	B	5,241	1.00	1.00
1360	Special Assistant I	1,554	B	1,886	1.00	1.00
1406	Senior Clerk	1,765	B	2,145	1.00	1.00
1410	Chief Clerk	2,672	B	3,248	1.00	1.00
1426	Senior Clerk Typist	1,941	B	2,360	2.00	2.00
1634	Principal Account Clerk	2,388	B	2,902	0.00	0.00
1820	Junior Administrative Analyst	2,094	B	2,545	4.50	5.00
1822	Administrative Analyst	2,752	B	3,346	4.00	4.00
1823	Senior Administrative Analyst	3,208	B	3,899	3.00	3.00
1824	Principal Administrative Analyst	3,714	B	4,514	1.00	1.00
1842	Management Assistant	2,533	B	3,080	2.00	2.00
5120	Architectural Administrator	3,752	B	4,561	1.00	1.00
5174	Administrative Engineer	4,581	B	5,569	2.77	3.00
5203	Assistant Engineer	3,162	B	3,844	12.77	13.00
5207	Associate Engineer	3,679	B	4,471	10.77	11.00
5211	Engineer/Architect/Landscape Architect S	4,929	B	5,991	9.00	9.00
5241	Engineer	4,258	B	5,176	7.77	8.00
5260	Architectural Assistant I	2,502	B	3,041	14.00	14.00
5261	Architectural Assistant II	2,758	B	3,353	19.54	20.00
5262	Landscape Architectural Associate 1	3,162	B	3,844	6.77	7.00
5265	Architectural Associate I	3,162	B	3,844	16.00	16.00
5266	Architectural Associate II	3,679	B	4,471	13.00	14.00
5268	Architect	4,258	B	5,176	19.00	19.00
5272	Landscape Architectural Associate 2	3,679	B	4,471	11.00	11.00
5274	Landscape Architect	4,258	B	5,176	2.00	2.00
5304	Materials Testing Aide	2,183	B	2,654	6.00	6.00
5305	Materials Testing Technician	2,337	B	2,841	3.50	4.00
5362	Engineering Assistant	2,360	B	2,868	3.00	3.00
5364	Engineering Associate I	2,614	B	3,178	1.00	1.00
5366	Engineering Associate II	3,027	B	3,679	1.00	1.00
5502	Project Manager I	4,796	B	4,796	3.54	4.00

Annual Salary Ordinance 2015-2016 and 2016-2017

Budgeted Position Counts (FTE) by Department and Job Code

Job Code	Title	Low	Type	High	2015-2016 FTE	2016-2017 FTE
DPW	GENERAL SERVICES AGENCY - PUBLIC WORKS					
Program:	BAM	ARCHITECTURE				
Subfund:	1G AGF PWF	GF-DPW WORK ORDER FUND				
5504	Project Manager II	5,550	B	5,550	4.00	4.00
5506	Project Manager III	6,737	B	6,737	3.00	3.00
5508	Project Manager IV	7,514	B	7,514	3.00	3.00
5620	Regulatory Specialist	3,337	B	4,056	4.50	5.00
5644	Principal Environmental Specialist	3,679	B	4,471	1.00	2.00
6317	Assistant Construction Inspector	2,627	B	3,193	2.00	2.00
6318	Construction Inspector	3,194	B	3,881	11.00	11.00
6319	Senior Construction Inspector	3,520	B	4,278	2.00	2.00
6331	Building Inspector	3,547	B	4,311	7.00	7.00
6333	Senior Building Inspector	3,910	B	4,753	3.00	3.00
TEMPM	Temporary - Miscellaneous	0.00	B	0.00	4.27	4.15
SubFund Total:					228.70	234.15
Subfund:	2S PWF OHF	DPW-OVERHEAD FUND				
0931	Manager III	4,106	B	5,241	1.00	1.00
0933	Manager V	4,753	B	6,067	1.00	1.00
0942	Manager VII	5,460	B	6,968	1.00	1.00
1402	Junior Clerk	1,565	B	1,899	1.00	1.00
1404	Clerk	1,702	B	2,069	6.00	6.00
1408	Principal Clerk	2,332	B	2,835	2.00	2.00
1424	Clerk Typist	1,769	B	2,151	0.00	0.00
1452	Executive Secretary II	2,564	B	3,117	2.00	2.00
1632	Senior Account Clerk	2,115	B	2,571	1.00	1.00
1634	Principal Account Clerk	2,388	B	2,902	1.00	1.00
1820	Junior Administrative Analyst	2,094	B	2,545	2.00	2.00
1822	Administrative Analyst	2,752	B	3,346	1.00	1.00
1824	Principal Administrative Analyst	3,714	B	4,514	0.77	1.00
1827	Administrative Services Manager	3,241	B	3,940	1.00	1.00
1842	Management Assistant	2,533	B	3,080	1.00	1.00
5120	Architectural Administrator	3,752	B	4,561	2.00	2.00
5203	Assistant Engineer	3,162	B	3,844	1.00	1.00
5207	Associate Engineer	3,679	B	4,471	0.00	0.00
5211	Engineer/Architect/Landscape Architect S	4,929	B	5,991	5.00	5.00
5212	Engineer/Architect Principal	5,722	B	6,955	1.00	1.00

Annual Salary Ordinance 2015-2016 and 2016-2017

Budgeted Position Counts (FTE) by Department and Job Code

Job Code	Title	Low	Type	High	2015-2016 FTE	2016-2017 FTE
DPW GENERAL SERVICES AGENCY - PUBLIC WORKS						
Program:	BAM	ARCHITECTURE				
Subfund:	2S PWF OHF	DPW-OVERHEAD FUND				
5266	Architectural Associate II	3,679	B	4,471	1.00	1.00
5268	Architect	4,258	B	5,176	1.00	1.00
5366	Engineering Associate II	3,027	B	3,679	0.00	0.00
6335	Disability Access Coordinator	4,859	B	5,906	1.00	1.00
TEMPM	Temporary - Miscellaneous	0.00	B	0.00	7.27	7.05
SubFund Total:					41.04	41.05
Program Total:					269.74	275.20
Program:	BAN	ADMINISTRATION/SUPPORT SERVICES				
Subfund:	1G AGF PWF	GF-DPW WORK ORDER FUND				
1051	IS Business Analyst-Assistant	2,543	B	3,199	0.00	0.00
1053	IS Business Analyst-Senior	3,409	B	4,289	1.00	1.00
1054	IS Business Analyst-Principal	3,948	B	4,965	3.00	3.00
1070	IS Project Director	4,352	B	5,473	1.00	1.00
1820	Junior Administrative Analyst	2,094	B	2,545	1.00	1.00
1822	Administrative Analyst	2,752	B	3,346	0.00	0.00
1824	Principal Administrative Analyst	3,714	B	4,514	1.00	1.00
1842	Management Assistant	2,533	B	3,080	0.00	0.00
5502	Project Manager I	4,796	B	4,796	0.00	0.00
SubFund Total:					7.00	7.00
Program Total:					7.00	7.00
Program:	BAR	BUILDING REPAIR AND MAINTENANCE				
Subfund:	1G AGF AAA	GF-NON-PROJECT-CONTROLLED				
2708	Custodian	1,778	B	2,161	2.00	2.00
7120	Buildings And Grounds Maintenance Superi	4,731	B	4,731	1.00	1.00
7334	Stationary Engineer	3,249	B	3,249	4.00	4.00
7335	Senior Stationary Engineer	3,682	B	3,682	1.00	1.00
7345	Electrician	3,064	B	3,724	1.00	1.00
7346	Painter	2,507	B	3,047	0.00	0.00
TEMPM	Temporary - Miscellaneous	0.00	B	0.00	1.41	1.36
SubFund Total:					10.41	10.36
Subfund:	1G AGF PWF	GF-DPW WORK ORDER FUND				
7120	Buildings And Grounds Maintenance	4,731	B	4,731	3.00	3.00

Annual Salary Ordinance 2015-2016 and 2016-2017

Budgeted Position Counts (FTE) by Department and Job Code

Job Code	Title	Low	Type	High	2015-2016 FTE	2016-2017 FTE
DPW	GENERAL SERVICES AGENCY - PUBLIC WORKS					
Program:	BAR	BUILDING REPAIR AND MAINTENANCE				
Subfund:	1G AGF PWF	GF-DPW WORK ORDER FUND				
	Superi					
7213	Plumber Supervisor I	3,566	B	4,334	2.00	2.00
7226	Carpenter Supervisor I	3,359	B	4,082	2.00	2.00
7233	Glazier Supervisor I	3,359	B	4,082	1.00	1.00
7236	Locksmith Supervisor I	3,359	B	4,082	1.00	1.00
7238	Electrician Supervisor I	3,460	B	4,206	2.00	2.00
7242	Painter Supervisor I	2,847	B	3,653	2.00	2.00
7276	Electrician Supervisor II	3,851	B	4,681	1.00	1.00
7326	Glazier	2,752	B	3,346	5.00	5.00
7334	Stationary Engineer	3,249	B	3,249	1.00	1.00
7342	Locksmith	2,726	B	3,313	7.00	7.00
7344	Carpenter	2,726	B	3,313	11.77	12.00
7345	Electrician	3,064	B	3,724	15.00	15.00
7346	Painter	2,507	B	3,047	10.00	10.00
7347	Plumber	3,169	B	3,851	11.00	11.00
7348	Steamfitter	3,169	B	3,851	5.00	5.00
7349	Steamfitter Supervisor I	3,566	B	4,334	1.00	1.00
7376	Sheet Metal Worker	3,189	B	3,873	11.00	11.00
7393	Soft Floor Coverer	2,726	B	3,313	2.00	2.00
7394	Soft Floor Coverer Supervisor	3,359	B	4,082	1.00	1.00
7510	Lighting Fixture Maintenance Worker	1,773	B	2,156	1.00	1.00
7514	General Laborer	2,009	B	2,442	3.00	3.00
9343	Roofer	2,545	B	3,093	1.00	1.00
9345	Sheet Metal Supervisor I	3,566	B	4,334	1.00	1.00
TEMPM	Temporary - Miscellaneous	0.00	B	0.00	3.30	3.20
				SubFund Total:	104.07	104.20
Subfund:	2S PWF OHF	DPW-OVERHEAD FUND				
0932	Manager IV	4,407	B	5,624	1.00	1.00
0941	Manager VI	5,101	B	6,510	1.00	1.00
1404	Clerk	1,702	B	2,069	0.00	0.00
1632	Senior Account Clerk	2,115	B	2,571	1.00	1.00
1840	Junior Management Assistant	2,230	B	2,711	1.00	1.00
1842	Management Assistant	2,533	B	3,080	1.00	1.00

Annual Salary Ordinance 2015-2016 and 2016-2017

Budgeted Position Counts (FTE) by Department and Job Code

Job Code	Title	Low	Type	High	2015-2016 FTE	2016-2017 FTE
DPW GENERAL SERVICES AGENCY - PUBLIC WORKS						
Program:	BAR	BUILDING REPAIR AND MAINTENANCE				
Subfund:	2S PWF OHF	DPW-OVERHEAD FUND				
TEMPM	Temporary - Miscellaneous	0.00	B	0.00	0.90	0.87
SubFund Total:					5.90	5.87
Program Total:					120.38	120.43
Program:	BAT	STREET USE MANAGEMENT				
Subfund:	1G AGF AAA	GF-NON-PROJECT-CONTROLLED				
1406	Senior Clerk	1,765	B	2,145	1.00	1.00
1408	Principal Clerk	2,332	B	2,835	1.00	1.00
1820	Junior Administrative Analyst	2,094	B	2,545	2.00	2.00
1823	Senior Administrative Analyst	3,208	B	3,899	1.00	1.00
3435	Urban Forestry Inspector	2,292	B	2,786	3.00	3.00
5201	Junior Engineer	2,800	B	3,403	1.00	1.00
5203	Assistant Engineer	3,162	B	3,844	4.00	4.00
5207	Associate Engineer	3,679	B	4,471	1.00	1.00
5364	Engineering Associate I	2,614	B	3,178	3.00	3.00
6230	Street Inspector	2,514	B	3,056	10.00	10.00
6231	Senior Street Inspector	2,910	B	3,537	1.00	1.00
6232	Street Inspection Supervisor	3,369	B	4,094	0.50	0.50
6266	Senior Plan Checker	3,788	B	4,604	1.00	1.00
TEMPM	Temporary - Miscellaneous	0.00	B	0.00	0.22	0.21
SubFund Total:					29.72	29.71
Subfund:	1G AGF PWF	GF-DPW WORK ORDER FUND				
0932	Manager IV	4,407	B	5,624	1.00	1.00
0941	Manager VI	5,101	B	6,510	1.00	1.00
1053	IS Business Analyst-Senior	3,409	B	4,289	1.00	1.00
1820	Junior Administrative Analyst	2,094	B	2,545	4.00	4.00
1822	Administrative Analyst	2,752	B	3,346	3.77	4.00
1827	Administrative Services Manager	3,241	B	3,940	1.00	1.00
3435	Urban Forestry Inspector	2,292	B	2,786	1.00	1.00
3436	Arborist Technician Supervisor I	2,882	B	3,503	1.00	1.00
5203	Assistant Engineer	3,162	B	3,844	7.00	7.00
5211	Engineer/Architect/Landscape Architect S	4,929	B	5,991	1.00	1.00
5216	Chief Surveyor	3,978	B	4,835	6.31	7.00

Annual Salary Ordinance 2015-2016 and 2016-2017

Budgeted Position Counts (FTE) by Department and Job Code

Job Code	Title	Low	Type	High	2015-2016 FTE	2016-2017 FTE
DPW GENERAL SERVICES AGENCY - PUBLIC WORKS						
Program:	BAT	STREET USE MANAGEMENT				
Subfund:	1G AGF PWF	GF-DPW WORK ORDER FUND				
5241	Engineer	4,258	B	5,176	2.00	2.00
5310	Survey Assistant I	2,371	B	2,882	9.08	10.00
5312	Survey Assistant II	2,666	B	3,241	7.00	7.00
5314	Survey Associate	3,072	B	3,734	6.00	6.00
5362	Engineering Assistant	2,360	B	2,868	2.00	2.00
5364	Engineering Associate I	2,614	B	3,178	0.00	0.00
5366	Engineering Associate II	3,027	B	3,679	3.00	3.00
5506	Project Manager III	6,737	B	6,737	1.00	1.00
6230	Street Inspector	2,514	B	3,056	15.00	15.00
6231	Senior Street Inspector	2,910	B	3,537	3.00	3.00
6232	Street Inspection Supervisor	3,369	B	4,094	1.50	1.50
TEMPM	Temporary - Miscellaneous	0.00	B	0.00	1.33	1.30
SubFund Total:					78.99	80.80
Subfund:	2S PWF OHF	DPW-OVERHEAD FUND				
0922	Manager I	3,547	B	4,527	1.00	1.00
0932	Manager IV	4,407	B	5,624	1.00	1.00
0942	Manager VII	5,460	B	6,968	1.00	1.00
1406	Senior Clerk	1,765	B	2,145	1.00	1.00
1820	Junior Administrative Analyst	2,094	B	2,545	1.00	1.00
1822	Administrative Analyst	2,752	B	3,346	1.00	1.00
1827	Administrative Services Manager	3,241	B	3,940	1.00	1.00
5320	Illustrator And Art Designer	2,614	B	3,178	0.77	1.00
5508	Project Manager IV	7,514	B	7,514	1.00	1.00
6318	Construction Inspector	3,194	B	3,881	1.00	1.00
TEMPM	Temporary - Miscellaneous	0.00	B	0.00	0.23	0.22
SubFund Total:					10.00	10.22
Program Total:					118.71	120.73
Program:	BAZ	STREET ENVIRONMENTAL SERVICES				
Subfund:	1G AGF AAA	GF-NON-PROJECT-CONTROLLED				
0922	Manager I	3,547	B	4,527	1.00	1.00
1312	Public Information Officer	2,539	B	3,087	7.00	7.00
1406	Senior Clerk	1,765	B	2,145	0.00	0.00
1704	Communications Dispatcher I	1,881	B	2,287	7.00	7.00

Annual Salary Ordinance 2015-2016 and 2016-2017

Budgeted Position Counts (FTE) by Department and Job Code

Job Code	Title	Low	Type	High	2015-2016 FTE	2016-2017 FTE
DPW GENERAL SERVICES AGENCY - PUBLIC WORKS						
Program:	BAZ	STREET ENVIRONMENTAL SERVICES				
Subfund:	1G AGF AAA	GF-NON-PROJECT-CONTROLLED				
2917	Program Support Analyst	3,295	B	4,006	3.50	3.50
7215	General Laborer Supervisor I	2,226	B	2,706	26.54	27.00
7281	Street Environmental Services Operations	3,056	B	3,714	10.00	10.00
7355	Truck Driver	2,459	B	3,132	8.08	9.00
7501	Environmental Service Worker	1,225	B	1,955	14.00	14.00
7514	General Laborer	2,009	B	2,442	134.73	137.50
TEMPM	Temporary - Miscellaneous	0.00	B	0.00	1.93	1.88
SubFund Total:					213.78	217.88
Subfund:	1G AGF PWF	GF-DPW WORK ORDER FUND				
1704	Communications Dispatcher I	1,881	B	2,287	2.00	2.00
7215	General Laborer Supervisor I	2,226	B	2,706	1.00	1.00
7355	Truck Driver	2,459	B	3,132	7.00	7.00
7501	Environmental Service Worker	1,225	B	1,955	5.00	5.00
7514	General Laborer	2,009	B	2,442	6.00	6.00
SubFund Total:					21.00	21.00
Subfund:	2S GTF GTN	GAS TAX - ANNUALLY BUDGETED				
7215	General Laborer Supervisor I	2,226	B	2,706	5.00	5.00
7281	Street Environmental Services Operations	3,056	B	3,714	1.00	1.00
7355	Truck Driver	2,459	B	3,132	25.00	25.00
7514	General Laborer	2,009	B	2,442	13.00	13.00
TEMPM	Temporary - Miscellaneous	0.00	B	0.00	6.78	6.58
SubFund Total:					50.78	50.58
Subfund:	2S PWF OHF	DPW-OVERHEAD FUND				
0932	Manager IV	4,407	B	5,624	3.00	3.00
0942	Manager VII	5,460	B	6,968	1.00	1.00
1406	Senior Clerk	1,765	B	2,145	1.00	1.00
1634	Principal Account Clerk	2,388	B	2,902	1.00	1.00
1840	Junior Management Assistant	2,230	B	2,711	1.00	1.00
SubFund Total:					7.00	7.00
Program Total:					292.56	296.46
Program:	BKJ	GENERAL ADMINISTRATION				

Annual Salary Ordinance 2015-2016 and 2016-2017

Budgeted Position Counts (FTE) by Department and Job Code

Job Code	Title	Low	Type	High	2015-2016 FTE	2016-2017 FTE
DPW	GENERAL SERVICES AGENCY - PUBLIC WORKS					
Program:	BKJ	GENERAL ADMINISTRATION				
Subfund:	2S PWF OHF	DPW-OVERHEAD FUND				
0922	Manager I	3,547	B	4,527	1.00	1.00
0923	Manager II	3,807	B	4,859	2.00	2.00
0931	Manager III	4,106	B	5,241	2.00	2.00
0932	Manager IV	4,407	B	5,624	4.00	4.00
0933	Manager V	4,753	B	6,067	3.00	3.00
0941	Manager VI	5,101	B	6,510	3.00	3.00
0954	Deputy Director IV	5,809	B	7,414	4.00	4.00
0964	Department Head IV	6,668	B	8,511	1.00	1.00
1042	IS Engineer-Journey	3,649	B	4,591	2.77	3.00
1044	IS Engineer-Principal	4,352	B	5,473	3.00	3.00
1051	IS Business Analyst-Assistant	2,543	B	3,199	1.00	1.00
1052	IS Business Analyst	2,945	B	3,705	0.77	1.00
1053	IS Business Analyst-Senior	3,409	B	4,289	6.77	7.00
1054	IS Business Analyst-Principal	3,948	B	4,965	7.00	7.00
1070	IS Project Director	4,352	B	5,473	3.00	3.00
1091	IT Operations Support Administrator I	1,932	B	2,348	0.77	1.00
1092	IT Operations Support Administrator II	2,269	B	2,758	1.00	1.00
1093	IT Operations Support Administrator III	2,758	B	3,353	3.00	3.00
1094	IT Operations Support Administrator IV	3,353	B	4,075	3.00	3.00
1095	IT Operations Support Administrator V	3,608	B	4,385	1.00	1.00
1237	Training Coordinator	3,282	B	3,989	0.00	0.00
1312	Public Information Officer	2,539	B	3,087	1.00	1.00
1314	Public Relations Officer	3,027	B	3,679	1.00	1.00
1326	Customer Service Agent Supervisor	2,627	B	3,193	1.00	1.00
1402	Junior Clerk	1,565	B	1,899	1.00	1.00
1404	Clerk	1,702	B	2,069	1.77	2.00
1426	Senior Clerk Typist	1,941	B	2,360	1.00	1.00
1450	Executive Secretary I	2,332	B	2,835	1.00	1.00
1452	Executive Secretary II	2,564	B	3,117	0.00	0.00
1454	Executive Secretary III	2,786	B	3,387	1.00	1.00
1632	Senior Account Clerk	2,115	B	2,571	2.77	3.00
1634	Principal Account Clerk	2,388	B	2,902	3.00	3.00

Annual Salary Ordinance 2015-2016 and 2016-2017

Budgeted Position Counts (FTE) by Department and Job Code

Job Code	Title	Low	Type	High	2015-2016 FTE	2016-2017 FTE
DPW	GENERAL SERVICES AGENCY - PUBLIC WORKS					
Program:	BKJ	GENERAL ADMINISTRATION				
Subfund:	2S PWF OHF	DPW-OVERHEAD FUND				
1652	Accountant II	2,551	B	3,101	2.00	2.00
1654	Accountant III	3,087	B	3,752	4.00	4.00
1657	Accountant IV	3,574	B	4,343	2.00	2.00
1820	Junior Administrative Analyst	2,094	B	2,545	9.77	10.00
1822	Administrative Analyst	2,752	B	3,346	12.77	13.00
1823	Senior Administrative Analyst	3,208	B	3,899	7.00	7.00
1824	Principal Administrative Analyst	3,714	B	4,514	7.00	7.00
1825	Principial Administrative Analyst II	4,067	B	4,943	2.00	2.00
1842	Management Assistant	2,533	B	3,080	1.00	1.00
1932	Assistant Storekeeper	1,698	B	2,063	2.50	2.50
1936	Senior Storekeeper	1,985	B	2,412	2.00	2.00
5502	Project Manager I	4,796	B	4,796	1.00	1.00
6318	Construction Inspector	3,194	B	3,881	0.00	0.00
7108	Heavy Equipment Operations Assistant Sup	3,282	B	3,989	2.00	2.00
7208	Heavy Equipment Operations Supervisor	3,446	B	4,188	1.00	1.00
7262	Maintenance Planner	4,289	B	4,289	2.77	3.00
8207	Building And Grounds Patrol Officer	1,985	B	2,412	1.00	1.00
TEMPM	Temporary - Miscellaneous	0.00	B	0.00	4.64	4.51
				SubFund Total:	132.07	134.01
				Program Total:	132.07	134.01
				DPW Department Total:	1,521.62	1,553.82

Annual Salary Ordinance 2015-2016 and 2016-2017

Budgeted Position Counts (FTE) by Department and Job Code

Job Code	Title	Low	Type	High	2015-2016 FTE	2016-2017 FTE
DSS HUMAN SERVICES						
Program:	CAG	CALWORKS				
Subfund:	1G AGF AAA	GF-NON-PROJECT-CONTROLLED				
0923	Manager II	3,807	B	4,859	3.00	3.00
0932	Manager IV	4,407	B	5,624	0.77	1.00
1404	Clerk	1,702	B	2,069	7.00	7.00
1408	Principal Clerk	2,332	B	2,835	2.00	2.00
1424	Clerk Typist	1,769	B	2,151	1.00	1.00
1426	Senior Clerk Typist	1,941	B	2,360	17.00	17.00
1446	Secretary II	2,140	B	2,602	1.00	1.00
1822	Administrative Analyst	2,752	B	3,346	1.00	1.00
1823	Senior Administrative Analyst	3,208	B	3,899	3.00	3.00
1824	Principal Administrative Analyst	3,714	B	4,514	0.00	0.00
2230	Physician Specialist	5,911	B	8,369	0.00	0.00
2574	Clinical Psychologist	3,396	B	4,128	0.00	0.00
2903	Hospital Eligibility Worker	2,115	B	2,571	0.00	0.00
2905	Senior Eligibility Worker	1,918	B	2,946	59.00	59.00
2907	Eligibility Worker Supervisor	2,685	B	3,263	6.00	6.00
2910	Social Worker	2,178	B	2,647	0.00	0.00
2912	Senior Social Worker	2,496	B	3,035	0.00	0.00
2913	Program Specialist	2,685	B	3,263	3.00	3.00
2915	Program Specialist Supervisor	3,108	B	3,777	1.00	1.00
2916	Social Work Specialist	2,685	B	3,263	13.31	14.00
2917	Program Support Analyst	3,295	B	4,006	1.00	1.00
2918	HSA Social Worker	1,975	B	3,035	19.69	22.00
2932	Senior Psychiatric Social Worker	3,064	B	3,724	3.08	4.00
2944	Protective Services Supervisor	3,295	B	4,206	1.00	1.00
4308	Senior Collections Officer	2,360	B	2,868	0.00	0.00
9702	Employment And Training Specialist I	2,199	B	2,672	0.00	0.00
9703	Employment & Training Specialist II	1,994	B	3,126	50.00	50.00
9704	Employment & Training Specialist III	2,632	B	3,199	1.00	1.00
9705	Employment & Training Specialist IV	2,902	B	3,527	10.00	10.00
SubFund Total:					203.85	208.00
Program Total:					203.85	208.00
Program:	CAI	COUNTY ADULT ASSISTANCE PROGRAM				
Subfund:	1G AGF AAA	GF-NON-PROJECT-CONTROLLED				

Annual Salary Ordinance 2015-2016 and 2016-2017

Budgeted Position Counts (FTE) by Department and Job Code

Job Code	Title	Low	Type	High	2015-2016 FTE	2016-2017 FTE
DSS HUMAN SERVICES						
Program:	CAI	COUNTY ADULT ASSISTANCE PROGRAM				
Subfund:	1G AGF AAA	GF-NON-PROJECT-CONTROLLED				
0923	Manager II	3,807	B	4,859	4.00	4.00
0932	Manager IV	4,407	B	5,624	1.00	1.00
1404	Clerk	1,702	B	2,069	4.54	5.00
1408	Principal Clerk	2,332	B	2,835	1.00	1.00
1426	Senior Clerk Typist	1,941	B	2,360	21.00	21.00
1842	Management Assistant	2,533	B	3,080	1.00	1.00
2110	Medical Records Clerk	2,009	B	2,442	2.77	3.00
2230	Physician Specialist	5,911	B	8,369	4.00	4.00
2232	Senior Physician Specialist	6,517	B	9,008	0.75	0.75
2574	Clinical Psychologist	3,396	B	4,128	9.00	9.00
2576	Supervising Clinical Psychologist	3,788	B	4,604	1.00	1.00
2586	Health Worker II	1,932	B	2,348	7.62	9.00
2903	Hospital Eligibility Worker	2,115	B	2,571	0.00	0.00
2905	Senior Eligibility Worker	1,918	B	2,946	86.00	86.00
2907	Eligibility Worker Supervisor	2,685	B	3,263	11.77	12.00
2913	Program Specialist	2,685	B	3,263	4.00	4.00
2916	Social Work Specialist	2,685	B	3,263	19.00	19.00
2932	Senior Psychiatric Social Worker	3,064	B	3,724	1.00	1.00
2935	Senior Marriage, Family & Child Counselor	3,064	B	3,724	2.00	2.00
9705	Employment & Training Specialist IV	2,902	B	3,527	1.00	1.00
SubFund Total:					182.45	184.75
Program Total:					182.45	184.75
Program:	CAL	FAMILY AND CHILDREN'S SERVICE				
Subfund:	1G AGF AAA	GF-NON-PROJECT-CONTROLLED				
0923	Manager II	3,807	B	4,859	7.08	8.00
0931	Manager III	4,106	B	5,241	1.00	1.00
0932	Manager IV	4,407	B	5,624	5.00	5.00
1404	Clerk	1,702	B	2,069	11.00	11.00
1408	Principal Clerk	2,332	B	2,835	3.00	3.00
1426	Senior Clerk Typist	1,941	B	2,360	16.00	16.00
1430	Transcriber Typist	1,941	B	2,360	4.00	4.00
1444	Secretary I	1,849	B	2,247	2.00	2.00

Annual Salary Ordinance 2015-2016 and 2016-2017

Budgeted Position Counts (FTE) by Department and Job Code

Job Code	Title	Low	Type	High	2015-2016 FTE	2016-2017 FTE
DSS HUMAN SERVICES						
Program:	CAL	FAMILY AND CHILDREN'S SERVICE				
Subfund:	1G AGF AAA	GF-NON-PROJECT-CONTROLLED				
1450	Executive Secretary I	2,332	B	2,835	2.00	2.00
1822	Administrative Analyst	2,752	B	3,346	1.00	1.00
1823	Senior Administrative Analyst	3,208	B	3,899	3.00	3.00
1840	Junior Management Assistant	2,230	B	2,711	2.00	2.00
2903	Hospital Eligibility Worker	2,115	B	2,571	0.00	0.00
2904	Human Services Technician	2,058	B	2,502	32.15	34.00
2905	Senior Eligibility Worker	1,918	B	2,946	22.54	23.00
2907	Eligibility Worker Supervisor	2,685	B	3,263	3.00	3.00
2910	Social Worker	2,178	B	2,647	0.00	0.00
2912	Senior Social Worker	2,496	B	3,035	0.00	0.00
2913	Program Specialist	2,685	B	3,263	1.00	1.00
2914	Social Work Supervisor	2,806	B	3,410	7.54	8.00
2916	Social Work Specialist	2,685	B	3,263	9.77	10.00
2917	Program Support Analyst	3,295	B	4,006	3.77	4.00
2918	HSA Social Worker	1,975	B	3,035	49.31	50.00
2919	Child Care Specialist	1,565	B	1,899	0.00	0.00
2940	Protective Services Worker	2,933	B	3,744	150.00	150.00
2944	Protective Services Supervisor	3,295	B	4,206	31.77	32.00
TEMPM	Temporary - Miscellaneous	0.00	B	0.00	3.23	3.13
SubFund Total:					371.16	376.13
Program Total:					371.16	376.13
Program:	CAN	HOMELESS SERVICES				
Subfund:	1G AGF AAA	GF-NON-PROJECT-CONTROLLED				
0922	Manager I	3,547	B	4,527	0.00	0.00
0923	Manager II	3,807	B	4,859	3.00	3.00
0932	Manager IV	4,407	B	5,624	1.00	1.00
1820	Junior Administrative Analyst	2,094	B	2,545	1.00	1.00
1822	Administrative Analyst	2,752	B	3,346	1.00	1.00
1823	Senior Administrative Analyst	3,208	B	3,899	1.00	1.00
1824	Principal Administrative Analyst	3,714	B	4,514	1.00	1.00
1840	Junior Management Assistant	2,230	B	2,711	0.00	0.00
1842	Management Assistant	2,533	B	3,080	1.00	1.00
2903	Hospital Eligibility Worker	2,115	B	2,571	0.00	0.00

Annual Salary Ordinance 2015-2016 and 2016-2017

Budgeted Position Counts (FTE) by Department and Job Code

Job Code	Title	Low	Type	High	2015-2016 FTE	2016-2017 FTE
DSS HUMAN SERVICES						
Program:	CAN	HOMELESS SERVICES				
Subfund:	1G AGF AAA	GF-NON-PROJECT-CONTROLLED				
2905	Senior Eligibility Worker	1,918	B	2,946	3.00	3.00
2910	Social Worker	2,178	B	2,647	0.00	0.00
2912	Senior Social Worker	2,496	B	3,035	0.00	0.00
2917	Program Support Analyst	3,295	B	4,006	8.04	8.50
2918	HSA Social Worker	1,975	B	3,035	5.54	6.00
SubFund Total:					25.58	26.50
Subfund:	2S HWF GNC	GRANTS; NON-PROJECT; CONTINUING				
1632	Senior Account Clerk	2,115	B	2,571	2.77	3.00
1820	Junior Administrative Analyst	2,094	B	2,545	1.00	1.00
1822	Administrative Analyst	2,752	B	3,346	1.00	1.00
2903	Hospital Eligibility Worker	2,115	B	2,571	0.00	0.00
2905	Senior Eligibility Worker	1,918	B	2,946	3.77	4.00
2914	Social Work Supervisor	2,806	B	3,410	0.00	0.00
2935	Senior Marriage, Family & Child Counselor	3,064	B	3,724	1.00	1.00
SubFund Total:					9.54	10.00
Program Total:					35.12	36.50
Program:	CAO	ADMINISTRATIVE SUPPORT				
Subfund:	1G AGF AAA	GF-NON-PROJECT-CONTROLLED				
0922	Manager I	3,547	B	4,527	2.00	2.00
0923	Manager II	3,807	B	4,859	2.77	3.00
0931	Manager III	4,106	B	5,241	5.00	5.00
0932	Manager IV	4,407	B	5,624	4.00	4.00
0933	Manager V	4,753	B	6,067	1.00	1.00
0941	Manager VI	5,101	B	6,510	2.00	2.00
0942	Manager VII	5,460	B	6,968	1.00	1.00
0953	Deputy Director III	5,101	B	6,510	2.00	2.00
0954	Deputy Director IV	5,809	B	7,414	3.00	3.00
0965	Department Head V	8,291	B	10,582	1.00	1.00
1031	IS Trainer-Assistant	2,269	B	2,758	1.00	1.00
1032	IS Trainer-Journey	2,758	B	3,353	1.00	1.00
1042	IS Engineer-Journey	3,649	B	4,591	2.00	2.00
1043	IS Engineer-Senior	4,046	B	5,087	2.00	2.00

Annual Salary Ordinance 2015-2016 and 2016-2017

Budgeted Position Counts (FTE) by Department and Job Code

Job Code	Title	Low	Type	High	2015-2016 FTE	2016-2017 FTE
DSS HUMAN SERVICES						
Program:	CAO	ADMINISTRATIVE SUPPORT				
Subfund:	1G AGF AAA	GF-NON-PROJECT-CONTROLLED				
1044	IS Engineer-Principal	4,352	B	5,473	1.00	1.00
1051	IS Business Analyst-Assistant	2,543	B	3,199	2.77	3.00
1052	IS Business Analyst	2,945	B	3,705	5.00	5.00
1053	IS Business Analyst-Senior	3,409	B	4,289	13.77	14.00
1054	IS Business Analyst-Principal	3,948	B	4,965	4.00	4.00
1062	IS Programmer Analyst	2,543	B	3,199	2.00	2.00
1063	IS Programmer Analyst-Senior	3,089	B	3,890	5.00	5.00
1064	IS Programmer Analyst-Principal	3,597	B	4,526	4.00	4.00
1070	IS Project Director	4,352	B	5,473	1.00	1.00
1091	IT Operations Support Administrator I	1,932	B	2,348	3.00	3.00
1092	IT Operations Support Administrator II	2,269	B	2,758	9.00	9.00
1093	IT Operations Support Administrator III	2,758	B	3,353	7.00	7.00
1094	IT Operations Support Administrator IV	3,353	B	4,075	3.00	3.00
1095	IT Operations Support Administrator V	3,608	B	4,385	1.00	1.00
1202	Personnel Clerk	1,895	B	2,303	3.00	3.00
1203	Personnel Technician	2,297	B	2,793	1.00	1.00
1204	Senior Personnel Clerk	2,194	B	2,666	7.00	7.00
1220	Payroll Clerk	2,178	B	2,647	6.00	6.00
1226	Chief Payroll And Personnel Clerk	2,779	B	3,378	1.00	1.00
1232	Training Officer	2,896	B	3,520	6.00	6.00
1241	Personnel Analyst	2,372	B	3,491	11.08	12.00
1244	Senior Personnel Analyst	3,353	B	4,075	9.77	10.00
1404	Clerk	1,702	B	2,069	9.77	10.00
1406	Senior Clerk	1,765	B	2,145	9.00	9.00
1408	Principal Clerk	2,332	B	2,835	5.00	5.00
1424	Clerk Typist	1,769	B	2,151	0.00	0.00
1426	Senior Clerk Typist	1,941	B	2,360	6.00	6.00
1446	Secretary II	2,140	B	2,602	2.00	2.00
1452	Executive Secretary II	2,564	B	3,117	2.00	2.00
1548	Secretary, Human Services Commission	3,027	B	3,679	0.50	0.50
1630	Account Clerk	1,827	B	2,221	19.08	20.00

Annual Salary Ordinance 2015-2016 and 2016-2017

Budgeted Position Counts (FTE) by Department and Job Code

Job Code	Title	Low	Type	High	2015-2016 FTE	2016-2017 FTE
DSS HUMAN SERVICES						
Program:	CAO	ADMINISTRATIVE SUPPORT				
Subfund:	1G AGF AAA	GF-NON-PROJECT-CONTROLLED				
1632	Senior Account Clerk	2,115	B	2,571	27.00	27.00
1634	Principal Account Clerk	2,388	B	2,902	6.77	7.00
1652	Accountant II	2,551	B	3,101	4.00	4.00
1654	Accountant III	3,087	B	3,752	3.00	3.00
1657	Accountant IV	3,574	B	4,343	1.00	1.00
1706	Telephone Operator	1,690	B	2,053	3.00	3.00
1760	Offset Machine Operator	1,970	B	2,395	1.00	1.00
1820	Junior Administrative Analyst	2,094	B	2,545	3.54	4.00
1822	Administrative Analyst	2,752	B	3,346	12.77	13.00
1823	Senior Administrative Analyst	3,208	B	3,899	15.04	15.50
1824	Principal Administrative Analyst	3,714	B	4,514	9.77	10.00
1827	Administrative Services Manager	3,241	B	3,940	1.00	1.00
1840	Junior Management Assistant	2,230	B	2,711	2.00	2.00
1842	Management Assistant	2,533	B	3,080	2.77	3.00
1934	Storekeeper	1,862	B	2,264	1.00	1.00
2320	Registered Nurse	4,338	B	5,699	1.00	1.00
2907	Eligibility Worker Supervisor	2,685	B	3,263	0.00	0.00
2913	Program Specialist	2,685	B	3,263	34.00	34.00
2915	Program Specialist Supervisor	3,108	B	3,777	0.00	0.00
2916	Social Work Specialist	2,685	B	3,263	2.00	2.00
2917	Program Support Analyst	3,295	B	4,006	5.00	5.00
2944	Protective Services Supervisor	3,295	B	4,206	0.00	0.00
2966	Welfare Fraud Investigator	3,132	B	3,807	6.00	6.00
2967	Supervising Welfare Fraud Investigator	3,403	B	4,137	1.00	1.00
4308	Senior Collections Officer	2,360	B	2,868	7.00	7.00
4366	Collection Supervisor	2,539	B	3,087	1.00	1.00
5265	Architectural Associate I	3,162	B	3,844	1.00	1.00
7203	Buildings And Grounds Maintenance Superv	4,043	B	4,043	1.00	1.00
7219	Maintenance Scheduler	2,388	B	2,902	1.00	1.00
7333	Apprentice Stationary Engineer	2,112	B	3,087	2.00	2.00
7334	Stationary Engineer	3,249	B	3,249	4.00	4.00
7335	Senior Stationary Engineer	3,682	B	3,682	1.00	1.00

Annual Salary Ordinance 2015-2016 and 2016-2017

Budgeted Position Counts (FTE) by Department and Job Code

Job Code	Title	Low	Type	High	2015-2016 FTE	2016-2017 FTE
DSS HUMAN SERVICES						
Program:	CAO	ADMINISTRATIVE SUPPORT				
Subfund:	1G AGF AAA	GF-NON-PROJECT-CONTROLLED				
7524	Institution Utility Worker	1,698	B	2,063	5.54	6.00
8177	Attorney (Civil/Criminal)	4,021	B	7,044	1.00	1.00
8247	Emergency Planning Coordinator	2,813	B	3,418	1.00	1.00
TEMPM	Temporary - Miscellaneous	0.00	B	0.00	1.69	1.64
SubFund Total:					359.40	364.64
Program Total:					359.40	364.64
Program:	CGO	ADULT PROTECTIVE SERVICES				
Subfund:	1G AGF AAA	GF-NON-PROJECT-CONTROLLED				
0931	Manager III	4,106	B	5,241	1.00	1.00
1408	Principal Clerk	2,332	B	2,835	0.00	0.00
1426	Senior Clerk Typist	1,941	B	2,360	3.00	3.00
1822	Administrative Analyst	2,752	B	3,346	1.00	1.00
2320	Registered Nurse	4,338	B	5,699	0.00	0.00
2904	Human Services Technician	2,058	B	2,502	1.00	1.00
2910	Social Worker	2,178	B	2,647	0.00	0.00
2912	Senior Social Worker	2,496	B	3,035	0.00	0.00
2918	HSA Social Worker	1,975	B	3,035	2.00	2.00
2940	Protective Services Worker	2,933	B	3,744	37.31	38.00
2944	Protective Services Supervisor	3,295	B	4,206	7.00	7.00
SubFund Total:					52.31	53.00
Program Total:					52.31	53.00
Program:	CGP	DIVERSION AND COMMUNITY INTEGRATION PROG				
Subfund:	2S HWF DSS	DSS-SPECIAL REVENUE FUND				
1822	Administrative Analyst	2,752	B	3,346	1.00	1.00
2930	Psychiatric Social Worker	2,933	B	3,566	1.00	1.00
2940	Protective Services Worker	2,933	B	3,744	2.00	2.00
SubFund Total:					4.00	4.00
Program Total:					4.00	4.00
Program:	CGQ	INTEGRATED INTAKE				
Subfund:	1G AGF AAA	GF-NON-PROJECT-CONTROLLED				
0923	Manager II	3,807	B	4,859	1.00	1.00
1404	Clerk	1,702	B	2,069	1.00	1.00
1840	Junior Management Assistant	2,230	B	2,711	1.00	1.00

Annual Salary Ordinance 2015-2016 and 2016-2017

Budgeted Position Counts (FTE) by Department and Job Code

Job Code	Title	Low	Type	High	2015-2016 FTE	2016-2017 FTE
DSS HUMAN SERVICES						
Program:	CGQ	INTEGRATED INTAKE				
Subfund:	1G AGF AAA	GF-NON-PROJECT-CONTROLLED				
2912	Senior Social Worker	2,496	B	3,035	0.00	0.00
2918	HSA Social Worker	1,975	B	3,035	2.00	2.00
2920	Medical Social Worker	2,933	B	3,566	7.54	8.00
2924	Medical Social Work Supervisor	3,282	B	3,989	1.00	1.00
2940	Protective Services Worker	2,933	B	3,744	5.00	5.00
2944	Protective Services Supervisor	3,295	B	4,206	1.00	1.00
SubFund Total:					19.54	20.00
Program Total:					19.54	20.00
Program:	CGR	PUBLIC CONSERVATOR				
Subfund:	1G AGF AAA	GF-NON-PROJECT-CONTROLLED				
1430	Transcriber Typist	1,941	B	2,360	1.00	1.00
1432	Senior Transcriber Typist	2,140	B	2,602	1.00	1.00
2232	Senior Physician Specialist	6,517	B	9,008	0.20	0.20
2908	Senior Hospital Eligibility Worker	2,424	B	2,946	0.50	0.50
2930	Psychiatric Social Worker	2,933	B	3,566	11.77	12.00
2932	Senior Psychiatric Social Worker	3,064	B	3,724	1.00	1.00
2933	Conservatorship/Case Management Supervis	3,248	B	3,948	1.00	1.00
SubFund Total:					16.47	16.70
Program Total:					16.47	16.70
Program:	CGS	PUBLIC GUARDIAN				
Subfund:	1G AGF AAA	GF-NON-PROJECT-CONTROLLED				
1458	Legal Secretary I	2,483	B	3,018	5.00	5.00
4230	Estate Investigator	2,666	B	3,241	10.00	10.00
4231	Senior Estate Investigator	2,868	B	3,486	2.00	2.00
8173	Legal Assistant	2,627	B	3,193	3.00	3.00
8177	Attorney (Civil/Criminal)	4,021	B	7,044	3.00	3.00
SubFund Total:					23.00	23.00
Program Total:					23.00	23.00
Program:	CGT	REPRESENTATIVE PAYEE				
Subfund:	1G AGF AAA	GF-NON-PROJECT-CONTROLLED				
1408	Principal Clerk	2,332	B	2,835	1.00	1.00
1426	Senior Clerk Typist	1,941	B	2,360	1.00	1.00

Annual Salary Ordinance 2015-2016 and 2016-2017

Budgeted Position Counts (FTE) by Department and Job Code

Job Code	Title	Low	Type	High	2015-2016 FTE	2016-2017 FTE
DSS HUMAN SERVICES						
Program: CGT REPRESENTATIVE PAYEE						
Subfund: 1G AGF AAA GF-NON-PROJECT-CONTROLLED						
4230	Estate Investigator	2,666	B	3,241	5.00	5.00
SubFund Total:					7.00	7.00
Program Total:					7.00	7.00
Program: CGU DSS CHILDCARE						
Subfund: 1G AGF AAA GF-NON-PROJECT-CONTROLLED						
0932	Manager IV	4,407	B	5,624	1.00	1.00
0953	Deputy Director III	5,101	B	6,510	1.00	1.00
1822	Administrative Analyst	2,752	B	3,346	2.00	2.00
1823	Senior Administrative Analyst	3,208	B	3,899	3.00	3.00
1842	Management Assistant	2,533	B	3,080	2.00	2.00
2919	Child Care Specialist	1,565	B	1,899	6.00	6.00
SubFund Total:					15.00	15.00
Subfund: 2S CHF CPR CHILDREN'S FUND-CONTINUING PROJECT						
0961	Department Head I	4,407	B	5,624	0.00	0.00
1844	Senior Management Assistant	2,902	B	3,527	0.00	0.00
9770	Community Development Assistant	2,074	B	2,521	0.00	1.00
9772	Community Development Specialist	2,607	B	3,169	0.00	2.00
9774	Senior Community Devl Specialist I	3,018	B	3,668	0.00	2.00
9775	Senior Community Devl Specialist II	3,581	B	4,352	0.00	1.00
TEMPM	Temporary - Miscellaneous	0.00	B	0.00	0.48	1.16
SubFund Total:					0.48	7.16
Program Total:					15.48	22.16
Program: CGV WELFARE TO WORK						
Subfund: 1G AGF AAA GF-NON-PROJECT-CONTROLLED						
0923	Manager II	3,807	B	4,859	2.00	2.00
0931	Manager III	4,106	B	5,241	2.00	2.00
1031	IS Trainer-Assistant	2,269	B	2,758	0.00	0.00
1404	Clerk	1,702	B	2,069	9.00	9.00
1406	Senior Clerk	1,765	B	2,145	1.00	1.00
1408	Principal Clerk	2,332	B	2,835	1.00	1.00
1424	Clerk Typist	1,769	B	2,151	1.00	1.00
1426	Senior Clerk Typist	1,941	B	2,360	8.00	8.00
1446	Secretary II	2,140	B	2,602	2.00	2.00

Annual Salary Ordinance 2015-2016 and 2016-2017

Budgeted Position Counts (FTE) by Department and Job Code

Job Code	Title	Low	Type	High	2015-2016 FTE	2016-2017 FTE
DSS HUMAN SERVICES						
Program:	CGV	WELFARE TO WORK				
Subfund:	1G AGF AAA	GF-NON-PROJECT-CONTROLLED				
1820	Junior Administrative Analyst	2,094	B	2,545	2.00	2.00
1823	Senior Administrative Analyst	3,208	B	3,899	1.00	1.00
1840	Junior Management Assistant	2,230	B	2,711	1.00	1.00
2591	Health Program Coordinator II	2,855	B	3,470	1.00	1.00
2905	Senior Eligibility Worker	1,918	B	2,946	2.00	2.00
2912	Senior Social Worker	2,496	B	3,035	0.00	0.00
2913	Program Specialist	2,685	B	3,263	5.00	5.00
2915	Program Specialist Supervisor	3,108	B	3,777	1.00	1.00
2916	Social Work Specialist	2,685	B	3,263	2.00	2.00
2917	Program Support Analyst	3,295	B	4,006	2.00	2.00
2918	HSA Social Worker	1,975	B	3,035	1.00	1.00
8158	Child Support Officer II	2,459	B	2,989	1.54	2.00
9702	Employment And Training Specialist I	2,199	B	2,672	0.00	0.00
9703	Employment & Training Specialist II	1,994	B	3,126	3.00	3.00
9704	Employment & Training Specialist III	2,632	B	3,199	60.77	61.00
9705	Employment & Training Specialist IV	2,902	B	3,527	10.00	10.00
9706	Employment & Training Specialist V	3,199	B	3,888	3.50	3.50
TEMPM	Temporary - Miscellaneous	0.00	B	0.00	33.01	32.02
SubFund Total:					155.82	155.52
Subfund:	1G AGF ACP	GF-CONTINUING PROJECTS				
TEMPM	Temporary - Miscellaneous	0.00	B	0.00	61.30	59.47
SubFund Total:					61.30	59.47
Subfund:	2S HWF GNC	GRANTS; NON-PROJECT; CONTINUING				
1404	Clerk	1,702	B	2,069	0.00	0.00
9704	Employment & Training Specialist III	2,632	B	3,199	0.00	0.00
TEMPM	Temporary - Miscellaneous	0.00	B	0.00	0.00	0.00
SubFund Total:					0.00	0.00
Program Total:					217.12	214.99
Program:	CGW	SF BENEFITS NET				
Subfund:	1G AGF AAA	GF-NON-PROJECT-CONTROLLED				
0923	Manager II	3,807	B	4,859	8.00	8.00
0932	Manager IV	4,407	B	5,624	2.00	2.00
1404	Clerk	1,702	B	2,069	20.00	20.00

Annual Salary Ordinance 2015-2016 and 2016-2017

Budgeted Position Counts (FTE) by Department and Job Code

Job Code	Title	Low	Type	High	2015-2016 FTE	2016-2017 FTE
DSS HUMAN SERVICES						
Program:	CGW	SF BENEFITS NET				
Subfund:	1G AGF AAA	GF-NON-PROJECT-CONTROLLED				
1406	Senior Clerk	1,765	B	2,145	27.62	29.00
1408	Principal Clerk	2,332	B	2,835	4.00	4.00
1424	Clerk Typist	1,769	B	2,151	3.00	3.00
1426	Senior Clerk Typist	1,941	B	2,360	42.00	42.00
1446	Secretary II	2,140	B	2,602	1.00	1.00
1820	Junior Administrative Analyst	2,094	B	2,545	2.00	2.00
1823	Senior Administrative Analyst	3,208	B	3,899	3.00	3.00
1840	Junior Management Assistant	2,230	B	2,711	2.00	2.00
1842	Management Assistant	2,533	B	3,080	1.00	1.00
2903	Hospital Eligibility Worker	2,115	B	2,571	0.00	0.00
2905	Senior Eligibility Worker	1,918	B	2,946	358.77	368.00
2907	Eligibility Worker Supervisor	2,685	B	3,263	49.85	51.00
2910	Social Worker	2,178	B	2,647	0.00	0.00
2912	Senior Social Worker	2,496	B	3,035	0.00	0.00
2913	Program Specialist	2,685	B	3,263	27.62	29.00
2914	Social Work Supervisor	2,806	B	3,410	1.00	1.00
2917	Program Support Analyst	3,295	B	4,006	4.00	4.00
2918	HSA Social Worker	1,975	B	3,035	4.00	4.00
TEMPM	Temporary - Miscellaneous	0.00	B	0.00	0.55	0.54
SubFund Total:					561.41	574.54
Program Total:					561.41	574.54
Program:	CIF	OFFICE ON AGING				
Subfund:	1G AGF AAA	GF-NON-PROJECT-CONTROLLED				
0111	Board/Commission Member, Group II	2,000	D	2,060	0.00	0.00
0922	Manager I	3,547	B	4,527	0.63	0.63
0923	Manager II	3,807	B	4,859	1.00	1.00
0931	Manager III	4,106	B	5,241	1.00	1.00
0953	Deputy Director III	5,101	B	6,510	1.00	1.00
0963	Department Head III	5,809	B	7,414	1.00	1.00
1404	Clerk	1,702	B	2,069	1.00	1.00
1426	Senior Clerk Typist	1,941	B	2,360	1.00	1.00
1452	Executive Secretary II	2,564	B	3,117	0.00	0.00
1454	Executive Secretary III	2,786	B	3,387	1.00	1.00

Annual Salary Ordinance 2015-2016 and 2016-2017

Budgeted Position Counts (FTE) by Department and Job Code

Job Code	Title	Low	Type	High	2015-2016 FTE	2016-2017 FTE
DSS HUMAN SERVICES						
Program:	CIF	OFFICE ON AGING				
Subfund:	1G AGF AAA	GF-NON-PROJECT-CONTROLLED				
1823	Senior Administrative Analyst	3,208	B	3,899	0.77	1.00
1824	Principal Administrative Analyst	3,714	B	4,514	1.00	1.00
1840	Junior Management Assistant	2,230	B	2,711	0.00	0.00
1842	Management Assistant	2,533	B	3,080	2.00	2.00
2320	Registered Nurse	4,338	B	5,699	4.00	4.00
2846	Nutritionist	2,953	B	3,589	2.54	3.00
2904	Human Services Technician	2,058	B	2,502	1.00	1.00
2917	Program Support Analyst	3,295	B	4,006	4.00	4.00
TEMPM	Temporary - Miscellaneous	0.00	B	0.00	0.09	0.09
SubFund Total:					23.03	23.72
Subfund:	1G AGF ACP	GF-CONTINUING PROJECTS				
1822	Administrative Analyst	2,752	B	3,346	1.00	1.00
1823	Senior Administrative Analyst	3,208	B	3,899	1.00	1.00
SubFund Total:					2.00	2.00
Subfund:	2S HWF DSS	DSS-SPECIAL REVENUE FUND				
2913	Program Specialist	2,685	B	3,263	1.00	1.00
SubFund Total:					1.00	1.00
Subfund:	2S SCP GNC	GRANTS; NON-PROJECT; CONTINUING				
2917	Program Support Analyst	3,295	B	4,006	1.00	1.00
2920	Medical Social Worker	2,933	B	3,566	4.00	4.00
2924	Medical Social Work Supervisor	3,282	B	3,989	1.00	1.00
SubFund Total:					6.00	6.00
Subfund:	7E GIF GIF	ETF-GIFT FUND				
1458	Legal Secretary I	2,483	B	3,018	1.00	1.00
4230	Estate Investigator	2,666	B	3,241	2.00	2.00
8173	Legal Assistant	2,627	B	3,193	1.00	1.00
SubFund Total:					4.00	4.00
Program Total:					36.03	36.72
Program:	CIH	PUBLIC ADMINISTRATOR				
Subfund:	1G AGF AAA	GF-NON-PROJECT-CONTROLLED				
0931	Manager III	4,106	B	5,241	1.00	1.00
1406	Senior Clerk	1,765	B	2,145	1.00	1.00
1458	Legal Secretary I	2,483	B	3,018	2.00	2.00

Annual Salary Ordinance 2015-2016 and 2016-2017

Budgeted Position Counts (FTE) by Department and Job Code

Job Code	Title	Low	Type	High	2015-2016 FTE	2016-2017 FTE
DSS HUMAN SERVICES						
Program:	CIH	PUBLIC ADMINISTRATOR				
Subfund:	1G AGF AAA	GF-NON-PROJECT-CONTROLLED				
1460	Legal Secretary II	2,672	B	3,248	1.00	1.00
1827	Administrative Services Manager	3,241	B	3,940	1.00	1.00
4230	Estate Investigator	2,666	B	3,241	5.00	5.00
4231	Senior Estate Investigator	2,868	B	3,486	1.00	1.00
8177	Attorney (Civil/Criminal)	4,021	B	7,044	1.00	1.00
8182	Head Attorney, Civil And Criminal	6,231	B	7,574	1.00	1.00
SubFund Total:					14.00	14.00
Program Total:					14.00	14.00
Program:	CIJ	COUNTY VETERANS SERVICES				
Subfund:	1G AGF AAA	GF-NON-PROJECT-CONTROLLED				
1404	Clerk	1,702	B	2,069	0.77	1.00
4230	Estate Investigator	2,666	B	3,241	4.54	5.00
4231	Senior Estate Investigator	2,868	B	3,486	1.00	1.00
SubFund Total:					6.31	7.00
Program Total:					6.31	7.00
Program:	CIM	IN HOME SUPPORTIVE SERVICES				
Subfund:	1G AGF AAA	GF-NON-PROJECT-CONTROLLED				
0923	Manager II	3,807	B	4,859	3.00	3.00
0932	Manager IV	4,407	B	5,624	1.00	1.00
1404	Clerk	1,702	B	2,069	5.00	5.00
1408	Principal Clerk	2,332	B	2,835	2.00	2.00
1426	Senior Clerk Typist	1,941	B	2,360	7.00	7.00
1630	Account Clerk	1,827	B	2,221	11.00	11.00
1634	Principal Account Clerk	2,388	B	2,902	2.00	2.00
1822	Administrative Analyst	2,752	B	3,346	0.77	1.00
2320	Registered Nurse	4,338	B	5,699	1.00	1.00
2903	Hospital Eligibility Worker	2,115	B	2,571	0.00	0.00
2904	Human Services Technician	2,058	B	2,502	12.00	12.00
2905	Senior Eligibility Worker	1,918	B	2,946	14.00	14.00
2907	Eligibility Worker Supervisor	2,685	B	3,263	2.00	2.00
2910	Social Worker	2,178	B	2,647	0.00	0.00
2912	Senior Social Worker	2,496	B	3,035	0.00	0.00
2913	Program Specialist	2,685	B	3,263	3.00	3.00

Annual Salary Ordinance 2015-2016 and 2016-2017

Budgeted Position Counts (FTE) by Department and Job Code

Job Code	Title	Low	Type	High	2015-2016 FTE	2016-2017 FTE
DSS HUMAN SERVICES						
Program:	CIM	IN HOME SUPPORTIVE SERVICES				
Subfund:	1G AGF AAA	GF-NON-PROJECT-CONTROLLED				
2914	Social Work Supervisor	2,806	B	3,410	15.77	16.00
2918	HSA Social Worker	1,975	B	3,035	89.00	89.00
2932	Senior Psychiatric Social Worker	3,064	B	3,724	1.54	2.00
TEMPM	Temporary - Miscellaneous	0.00	B	0.00	0.71	0.69
SubFund Total:					170.79	171.69
Program Total:					170.79	171.69
Program:	FAL	CHILDREN'S BASELINE				
Subfund:	1G AGF AAA	GF-NON-PROJECT-CONTROLLED				
1822	Administrative Analyst	2,752	B	3,346	1.00	1.00
1844	Senior Management Assistant	2,902	B	3,527	1.00	1.00
2904	Human Services Technician	2,058	B	2,502	1.00	1.00
2910	Social Worker	2,178	B	2,647	0.00	0.00
2916	Social Work Specialist	2,685	B	3,263	1.00	1.00
2918	HSA Social Worker	1,975	B	3,035	4.00	4.00
2940	Protective Services Worker	2,933	B	3,744	19.00	19.00
2944	Protective Services Supervisor	3,295	B	4,206	1.00	1.00
SubFund Total:					28.00	28.00
Program Total:					28.00	28.00
Program:	FAY	TRANSITIONAL-AGED YOUTH BASELINE				
Subfund:	1G AGF AAA	GF-NON-PROJECT-CONTROLLED				
2910	Social Worker	2,178	B	2,647	0.00	0.00
2912	Senior Social Worker	2,496	B	3,035	0.00	0.00
2917	Program Support Analyst	3,295	B	4,006	0.50	0.50
2918	HSA Social Worker	1,975	B	3,035	0.00	0.00
9706	Employment & Training Specialist V	3,199	B	3,888	0.50	0.50
SubFund Total:					1.00	1.00
Program Total:					1.00	1.00
DSS Department Total:					2,324.44	2,363.82

Annual Salary Ordinance 2015-2016 and 2016-2017

Budgeted Position Counts (FTE) by Department and Job Code

Job Code	Title	Low	Type	High	2015-2016 FTE	2016-2017 FTE
ECD	EMERGENCY MANAGEMENT					
Program:	BIR	EMERGENCY COMMUNICATIONS				
Subfund:	1G AGF AAA	GF-NON-PROJECT-CONTROLLED				
0922	Manager I	3,547	B	4,527	3.00	3.00
0923	Manager II	3,807	B	4,859	2.00	2.00
0931	Manager III	4,106	B	5,241	2.00	2.00
0932	Manager IV	4,407	B	5,624	1.00	1.00
0933	Manager V	4,753	B	6,067	1.00	1.00
0954	Deputy Director IV	5,809	B	7,414	2.00	2.00
0964	Department Head IV	6,668	B	8,511	1.00	1.00
1022	IS Administrator II	2,758	B	3,353	1.00	1.00
1042	IS Engineer-Journey	3,649	B	4,591	3.00	3.00
1044	IS Engineer-Principal	4,352	B	5,473	1.00	1.00
1053	IS Business Analyst-Senior	3,409	B	4,289	1.00	1.00
1063	IS Programmer Analyst-Senior	3,089	B	3,890	1.00	1.00
1070	IS Project Director	4,352	B	5,473	1.00	1.00
1093	IT Operations Support Administrator III	2,758	B	3,353	5.00	5.00
1094	IT Operations Support Administrator IV	3,353	B	4,075	3.00	3.00
1220	Payroll Clerk	2,178	B	2,647	1.00	1.00
1222	Senior Payroll And Personnel Clerk	2,388	B	2,902	1.00	1.00
1241	Personnel Analyst	2,372	B	3,491	1.00	1.00
1244	Senior Personnel Analyst	3,353	B	4,075	1.00	1.00
1446	Secretary II	2,140	B	2,602	1.00	1.00
1632	Senior Account Clerk	2,115	B	2,571	1.00	1.00
1842	Management Assistant	2,533	B	3,080	1.00	1.00
8238	Public Safetycommunications Dispatcher	2,946	B	3,581	170.00	170.00
8239	Public SafetyComm Supv	3,313	B	4,028	24.00	24.00
8240	Public Safety Communications Coordinator	3,273	B	3,978	8.00	8.00
8600	Emergency Services Assistant	2,014	B	2,449	1.00	1.00
8601	Emergency Services Coordinator I	2,314	B	2,813	0.00	0.00
8603	Emergency Services Coordinator III	3,337	B	4,056	1.00	1.00
TEMPM	Temporary - Miscellaneous	0.00	B	0.00	1.42	1.37
SubFund Total:					240.42	240.37
Subfund:	1G AGF ACP	GF-CONTINUING PROJECTS				

Annual Salary Ordinance 2015-2016 and 2016-2017

Budgeted Position Counts (FTE) by Department and Job Code

Job Code	Title	Low	Type	High	2015-2016 FTE	2016-2017 FTE
ECD EMERGENCY MANAGEMENT						
Program:	BIR	EMERGENCY COMMUNICATIONS				
Subfund:	1G AGF ACP	GF-CONTINUING PROJECTS				
0933	Manager V	4,753	B	6,067	1.00	1.00
1071	IS Manager	4,568	B	6,507	0.00	0.00
SubFund Total:					1.00	1.00
Subfund:	1G AGF WOF	GENERAL FUND WORK ORDER FUND				
2533	Emergency Medical Services Agency Specia	3,547	B	4,311	1.50	1.00
8603	Emergency Services Coordinator III	3,337	B	4,056	0.50	0.50
SubFund Total:					2.00	1.50
Program Total:					243.42	242.87
Program:	BIV	EMERGENCY SERVICES				
Subfund:	1G AGF AAA	GF-NON-PROJECT-CONTROLLED				
0923	Manager II	3,807	B	4,859	1.00	1.00
0933	Manager V	4,753	B	6,067	1.00	1.00
0954	Deputy Director IV	5,809	B	7,414	1.00	1.00
1446	Secretary II	2,140	B	2,602	1.00	1.00
1657	Accountant IV	3,574	B	4,343	1.00	1.00
1806	Senior Statistician	3,241	B	3,940	1.00	1.00
1824	Principal Administrative Analyst	3,714	B	4,514	1.00	1.00
2533	Emergency Medical Services Agency Specia	3,547	B	4,311	2.50	3.00
8603	Emergency Services Coordinator III	3,337	B	4,056	0.50	0.50
8604	Emergency Services Coordinator IV	3,957	B	4,810	1.00	1.00
TEMPM	Temporary - Miscellaneous	0.00	B	0.00	1.28	0.00
SubFund Total:					12.28	11.50
Subfund:	1G AGF WOF	GENERAL FUND WORK ORDER FUND				
0931	Manager III	4,106	B	5,241	1.00	1.00
8602	Emergency Services Coordinator II	2,813	B	3,418	1.00	1.00
8603	Emergency Services Coordinator III	3,337	B	4,056	3.00	3.00
8604	Emergency Services Coordinator IV	3,957	B	4,810	1.00	1.00
SubFund Total:					6.00	6.00
Subfund:	2S PPF HLS	HOMELAND SECURITY				
0931	Manager III	4,106	B	5,241	3.00	3.00
0932	Manager IV	4,407	B	5,624	2.00	2.00

Annual Salary Ordinance 2015-2016 and 2016-2017

Budgeted Position Counts (FTE) by Department and Job Code

Job Code	Title	Low	Type	High	2015-2016 FTE	2016-2017 FTE
ECD EMERGENCY MANAGEMENT						
Program:	BIV	EMERGENCY SERVICES				
Subfund:	2S PPF HLS	HOMELAND SECURITY				
0933	Manager V	4,753	B	6,067	1.00	1.00
0954	Deputy Director IV	5,809	B	7,414	1.00	1.00
1657	Accountant IV	3,574	B	4,343	1.00	1.00
1823	Senior Administrative Analyst	3,208	B	3,899	2.00	2.00
1824	Principal Administrative Analyst	3,714	B	4,514	1.00	1.00
8600	Emergency Services Assistant	2,014	B	2,449	1.00	1.00
8601	Emergency Services Coordinator I	2,314	B	2,813	0.00	0.00
8602	Emergency Services Coordinator II	2,813	B	3,418	4.00	4.00
8603	Emergency Services Coordinator III	3,337	B	4,056	1.50	1.50
8604	Emergency Services Coordinator IV	3,957	B	4,810	1.00	1.00
SubFund Total:					18.50	18.50
Program Total:					36.78	36.00
ECD Department Total:					280.20	278.87

Annual Salary Ordinance 2015-2016 and 2016-2017

Budgeted Position Counts (FTE) by Department and Job Code

Job Code	Title	Low	Type	High	2015-2016 FTE	2016-2017 FTE
ECN ECONOMIC AND WORKFORCE DEVELOPMENT						
Program:	BFS	FILM SERVICES				
Subfund:	2S CRF MFP	MOBED-FILM PROD SP FUND				
0961	Department Head I	4,407	B	5,624	1.00	1.00
1820	Junior Administrative Analyst	2,094	B	2,545	0.77	1.00
1822	Administrative Analyst	2,752	B	3,346	2.00	2.00
TEMPM	Temporary - Miscellaneous	0.00	B	0.00	0.17	0.17
SubFund Total:					3.94	4.17
Program Total:					3.94	4.17
Program:	BK5	ECONOMIC DEVELOPMENT				
Subfund:	1G AGF AAP	GF-ANNUAL PROJECT				
0922	Manager I	3,547	B	4,527	4.00	4.00
0931	Manager III	4,106	B	5,241	1.00	1.00
0932	Manager IV	4,407	B	5,624	0.50	0.50
0933	Manager V	4,753	B	6,067	0.00	0.00
0941	Manager VI	5,101	B	6,510	1.00	1.00
0953	Deputy Director III	5,101	B	6,510	0.20	0.20
0963	Department Head III	5,809	B	7,414	0.00	0.00
1652	Accountant II	2,551	B	3,101	0.00	0.00
1822	Administrative Analyst	2,752	B	3,346	1.00	1.00
1823	Senior Administrative Analyst	3,208	B	3,899	4.77	4.00
1824	Principal Administrative Analyst	3,714	B	4,514	3.50	3.50
1842	Management Assistant	2,533	B	3,080	0.00	0.00
9772	Community Development Specialist	2,607	B	3,169	4.77	5.00
9774	Senior Community Devl Specialist I	3,018	B	3,668	6.77	7.00
9775	Senior Community Devl Specialist II	3,581	B	4,352	1.00	1.00
TEMPM	Temporary - Miscellaneous	0.00	B	0.00	0.94	0.91
SubFund Total:					29.45	29.11
Subfund:	1G AGF ACP	GF-CONTINUING PROJECTS				
0923	Manager II	3,807	B	4,859	0.00	0.00
0932	Manager IV	4,407	B	5,624	0.00	0.00
0942	Manager VII	5,460	B	6,968	0.00	0.00
1381	Special Assistant XXII	6,968	B	8,470	0.00	0.00
1820	Junior Administrative Analyst	2,094	B	2,545	0.00	0.00
1822	Administrative Analyst	2,752	B	3,346	0.00	0.00
1823	Senior Administrative Analyst	3,208	B	3,899	0.00	0.00

Annual Salary Ordinance 2015-2016 and 2016-2017

Budgeted Position Counts (FTE) by Department and Job Code

Job Code	Title	Low	Type	High	2015-2016 FTE	2016-2017 FTE
ECN ECONOMIC AND WORKFORCE DEVELOPMENT						
Program:	BK5	ECONOMIC DEVELOPMENT				
Subfund:	1G AGF ACP	GF-CONTINUING PROJECTS				
1824	Principal Administrative Analyst	3,714	B	4,514	0.00	0.00
TEMPM	Temporary - Miscellaneous	0.00	B	0.00	0.00	0.00
SubFund Total:					0.00	0.00
Subfund:	2S CDB GNC	GRANTS; NON-PROJECT; CONTINUING				
1824	Principal Administrative Analyst	3,714	B	4,514	0.50	0.50
9774	Senior Community Devl Specialist I	3,018	B	3,668	2.00	2.00
SubFund Total:					2.50	2.50
Subfund:	2S CDB GPC	GRANTS; PROJECT; CONTINUING				
9775	Senior Community Devl Specialist II	3,581	B	4,352	1.00	1.00
TEMPM	Temporary - Miscellaneous	0.00	B	0.00	0.00	0.00
SubFund Total:					1.00	1.00
Program Total:					32.95	32.61
Program:	BK7	OFFICE OF SMALL BUSINESS				
Subfund:	1G AGF AAA	GF-NON-PROJECT-CONTROLLED				
0961	Department Head I	4,407	B	5,624	1.00	1.00
1822	Administrative Analyst	2,752	B	3,346	1.00	1.00
1823	Senior Administrative Analyst	3,208	B	3,899	3.00	3.00
TEMPM	Temporary - Miscellaneous	0.00	B	0.00	0.08	0.08
SubFund Total:					5.08	5.08
Program Total:					5.08	5.08
Program:	BL1	WORKFORCE TRAINING				
Subfund:	1G AGF AAP	GF-ANNUAL PROJECT				
0922	Manager I	3,547	B	4,527	1.75	1.75
0931	Manager III	4,106	B	5,241	1.00	1.00
0933	Manager V	4,753	B	6,067	0.00	0.00
0941	Manager VI	5,101	B	6,510	1.00	1.00
1450	Executive Secretary I	2,332	B	2,835	0.00	0.00
1654	Accountant III	3,087	B	3,752	0.00	0.00
1823	Senior Administrative Analyst	3,208	B	3,899	0.00	0.00
1824	Principal Administrative Analyst	3,714	B	4,514	1.00	1.00
1840	Junior Management Assistant	2,230	B	2,711	0.00	0.00
1844	Senior Management Assistant	2,902	B	3,527	0.00	0.00
2978	Contract Compliance Officer II	4,082	B	4,961	1.00	1.00

Annual Salary Ordinance 2015-2016 and 2016-2017

Budgeted Position Counts (FTE) by Department and Job Code

Job Code	Title	Low	Type	High	2015-2016 FTE	2016-2017 FTE
ECN	ECONOMIC AND WORKFORCE DEVELOPMENT					
Program:	BL1	WORKFORCE TRAINING				
Subfund:	1G AGF AAP	GF-ANNUAL PROJECT				
2992	Contract Compliance Officer I	3,117	B	3,788	6.77	7.00
9704	Employment & Training Specialist III	2,632	B	3,199	5.00	5.00
9705	Employment & Training Specialist IV	2,902	B	3,527	1.00	1.00
9706	Employment & Training Specialist V	3,199	B	3,888	2.77	3.77
9772	Community Development Specialist	2,607	B	3,169	1.00	1.00
9774	Senior Community Devl Specialist I	3,018	B	3,668	4.25	4.25
9775	Senior Community Devl Specialist II	3,581	B	4,352	1.00	1.00
TEMPM	Temporary - Miscellaneous	0.00	B	0.00	0.46	0.45
SubFund Total:					28.00	29.22
Subfund:	2S CDB GNC	GRANTS; NON-PROJECT; CONTINUING				
1654	Accountant III	3,087	B	3,752	0.00	0.00
2992	Contract Compliance Officer I	3,117	B	3,788	1.00	1.00
9704	Employment & Training Specialist III	2,632	B	3,199	2.00	2.00
9774	Senior Community Devl Specialist I	3,018	B	3,668	3.00	3.00
9775	Senior Community Devl Specialist II	3,581	B	4,352	4.00	4.00
SubFund Total:					10.00	10.00
Subfund:	2S CDB GPC	GRANTS; PROJECT; CONTINUING				
0922	Manager I	3,547	B	4,527	1.25	1.25
0923	Manager II	3,807	B	4,859	1.00	1.00
0931	Manager III	4,106	B	5,241	1.00	1.00
1822	Administrative Analyst	2,752	B	3,346	2.00	2.00
1824	Principal Administrative Analyst	3,714	B	4,514	1.00	1.00
9772	Community Development Specialist	2,607	B	3,169	1.00	1.00
9774	Senior Community Devl Specialist I	3,018	B	3,668	3.75	3.75
9775	Senior Community Devl Specialist II	3,581	B	4,352	3.00	3.00
SubFund Total:					14.00	14.00
Program Total:					52.00	53.22
Program:	BL2	FINANCE AND ADMINISTRATION				
Subfund:	1G AGF AAA	GF-NON-PROJECT-CONTROLLED				
0922	Manager I	3,547	B	4,527	1.77	2.00
0931	Manager III	4,106	B	5,241	0.00	0.00
0933	Manager V	4,753	B	6,067	1.00	1.00
0963	Department Head III	5,809	B	7,414	1.00	1.00

Annual Salary Ordinance 2015-2016 and 2016-2017

Budgeted Position Counts (FTE) by Department and Job Code

Job Code	Title	Low	Type	High	2015-2016 FTE	2016-2017 FTE
ECN ECONOMIC AND WORKFORCE DEVELOPMENT						
Program:	BL2	FINANCE AND ADMINISTRATION				
Subfund:	1G AGF AAA	GF-NON-PROJECT-CONTROLLED				
1450	Executive Secretary I	2,332	B	2,835	1.00	1.00
1652	Accountant II	2,551	B	3,101	1.00	1.00
1654	Accountant III	3,087	B	3,752	1.00	1.00
1823	Senior Administrative Analyst	3,208	B	3,899	4.00	4.00
1824	Principal Administrative Analyst	3,714	B	4,514	1.00	1.00
1840	Junior Management Assistant	2,230	B	2,711	1.00	1.00
1842	Management Assistant	2,533	B	3,080	1.00	1.00
1844	Senior Management Assistant	2,902	B	3,527	1.00	1.00
SubFund Total:					14.77	15.00
Program Total:					14.77	15.00
Program:	BL3	JOINT DEVELOPMENT				
Subfund:	1G AGF AAP	GF-ANNUAL PROJECT				
0923	Manager II	3,807	B	4,859	1.00	1.00
0932	Manager IV	4,407	B	5,624	1.50	1.50
0942	Manager VII	5,460	B	6,968	1.00	1.00
0953	Deputy Director III	5,101	B	6,510	0.80	0.80
1381	Special Assistant XXII	6,968	B	8,470	0.00	0.00
1820	Junior Administrative Analyst	2,094	B	2,545	1.00	1.00
1822	Administrative Analyst	2,752	B	3,346	1.00	1.00
1823	Senior Administrative Analyst	3,208	B	3,899	2.00	2.00
1824	Principal Administrative Analyst	3,714	B	4,514	0.00	0.00
TEMPM	Temporary - Miscellaneous	0.00	B	0.00	0.35	0.34
SubFund Total:					8.65	8.64
Program Total:					8.65	8.64
ECN Department Total:					117.39	118.72

Annual Salary Ordinance 2015-2016 and 2016-2017

Budgeted Position Counts (FTE) by Department and Job Code

Job Code	Title	Low	Type	High	2015-2016 FTE	2016-2017 FTE
ENV ENVIRONMENT						
Program:	BA1	URBAN FORESTRY				
Subfund:	2S ENV ANP	ENV-OPERATING-NON-PROJECT FUND				
1543	Secretary, Commission on the Environment	3,208	B	3,899	0.00	0.00
5638	Environmental Assistant	2,281	B	2,772	0.70	0.70
SubFund Total:					0.70	0.70
Program Total:					0.70	0.70
Program:	CIG	ENVIRONMENT				
Subfund:	2S ENV ANP	ENV-OPERATING-NON-PROJECT FUND				
0111	Board/Commission Member, Group II	2,000	D	2,060	0.00	0.00
0923	Manager II	3,807	B	4,859	0.46	0.46
0952	Deputy Director II	4,106	B	5,241	0.46	0.46
0962	Department Head II	5,460	B	6,968	0.46	0.46
1023	IS Administrator III	3,353	B	4,075	0.46	0.46
1222	Senior Payroll And Personnel Clerk	2,388	B	2,902	0.46	0.46
1310	Public Relations Assistant	1,918	B	2,332	0.46	0.46
1543	Secretary, Commission on the Environment	3,208	B	3,899	0.46	0.46
1632	Senior Account Clerk	2,115	B	2,571	0.46	0.46
1822	Administrative Analyst	2,752	B	3,346	0.00	0.00
1823	Senior Administrative Analyst	3,208	B	3,899	0.46	0.46
1824	Principal Administrative Analyst	3,714	B	4,514	0.46	0.46
1840	Junior Management Assistant	2,230	B	2,711	0.46	0.46
1844	Senior Management Assistant	2,902	B	3,527	0.46	0.46
5640	Environmental Specialist	2,772	B	3,369	0.70	0.70
5642	Senior Environmental Specialist	3,226	B	3,921	0.46	0.46
SubFund Total:					6.68	6.68
Subfund:	2S PWF SWN	SOLID WASTE NON-PROJECT				
0111	Board/Commission Member, Group II	2,000	D	2,060	0.00	0.00
0923	Manager II	3,807	B	4,859	0.54	0.54
0952	Deputy Director II	4,106	B	5,241	0.54	0.54
0962	Department Head II	5,460	B	6,968	0.54	0.54
1023	IS Administrator III	3,353	B	4,075	0.54	0.54
1222	Senior Payroll And Personnel Clerk	2,388	B	2,902	0.54	0.54
1310	Public Relations Assistant	1,918	B	2,332	0.54	0.54
1543	Secretary, Commission on the	3,208	B	3,899	0.54	0.54

Annual Salary Ordinance 2015-2016 and 2016-2017

Budgeted Position Counts (FTE) by Department and Job Code

Job Code	Title	Low	Type	High	2015-2016 FTE	2016-2017 FTE
ENV ENVIRONMENT						
Program: CIG ENVIRONMENT						
Subfund: 2S PWF SWN SOLID WASTE NON-PROJECT						
Environment						
1632	Senior Account Clerk	2,115	B	2,571	0.54	0.54
1822	Administrative Analyst	2,752	B	3,346	0.00	0.00
1823	Senior Administrative Analyst	3,208	B	3,899	0.54	0.54
1824	Principal Administrative Analyst	3,714	B	4,514	0.54	0.54
1840	Junior Management Assistant	2,230	B	2,711	0.54	0.54
1844	Senior Management Assistant	2,902	B	3,527	0.54	0.54
5640	Environmental Specialist	2,772	B	3,369	0.30	0.30
5642	Senior Environmental Specialist	3,226	B	3,921	0.54	0.54
SubFund Total:					7.32	7.32
Program Total:					14.00	14.00
Program: CIO CLEAN AIR						
Subfund: 2S ENV ANP ENV-OPERATING-NON-PROJECT FUND						
5638	Environmental Assistant	2,281	B	2,772	0.89	0.89
5640	Environmental Specialist	2,772	B	3,369	0.00	0.00
5642	Senior Environmental Specialist	3,226	B	3,921	0.49	0.49
5644	Principal Environmental Specialist	3,679	B	4,471	0.41	0.41
9922	Public Service Aide - Associate To Profe	1,580	B	1,580	0.75	0.75
SubFund Total:					2.54	2.54
Subfund: 2S ENV CPR ENV-CONTINUING PROJECTS						
5638	Environmental Assistant	2,281	B	2,772	0.16	0.16
5640	Environmental Specialist	2,772	B	3,369	0.61	0.61
5642	Senior Environmental Specialist	3,226	B	3,921	0.22	0.22
5644	Principal Environmental Specialist	3,679	B	4,471	0.02	0.02
9922	Public Service Aide - Associate To Profe	1,580	B	1,580	0.11	0.11
SubFund Total:					1.12	1.12
Subfund: 2S ENV GNC GRANTS; NON-PROJECT; CONTINUING						
5638	Environmental Assistant	2,281	B	2,772	0.95	0.95
5640	Environmental Specialist	2,772	B	3,369	0.39	0.39
5642	Senior Environmental Specialist	3,226	B	3,921	0.29	0.29
5644	Principal Environmental Specialist	3,679	B	4,471	0.57	0.57

Annual Salary Ordinance 2015-2016 and 2016-2017

Budgeted Position Counts (FTE) by Department and Job Code

Job Code	Title	Low	Type	High	2015-2016 FTE	2016-2017 FTE
ENV ENVIRONMENT						
Program:	CIO	CLEAN AIR				
Subfund:	2S ENV GNC	GRANTS; NON-PROJECT; CONTINUING				
9922	Public Service Aide - Associate To Profe	1,580	B	1,580	0.14	0.14
SubFund Total:					2.34	2.34
Program Total:					6.00	6.00
Program:	CIP	CLIMATE CHANGE/ENERGY				
Subfund:	2S ENV ANP	ENV-OPERATING-NON-PROJECT FUND				
5638	Environmental Assistant	2,281	B	2,772	1.20	1.20
5642	Senior Environmental Specialist	3,226	B	3,921	0.94	0.94
5644	Principal Environmental Specialist	3,679	B	4,471	1.09	1.32
9922	Public Service Aide - Associate To Profe	1,580	B	1,580	0.00	0.00
SubFund Total:					3.23	3.46
Subfund:	2S ENV CPR	ENV-CONTINUING PROJECTS				
5642	Senior Environmental Specialist	3,226	B	3,921	0.10	0.10
TEMPM	Temporary - Miscellaneous	0.00	B	0.00	0.10	0.10
SubFund Total:					0.20	0.20
Subfund:	2S ENV GNC	GRANTS; NON-PROJECT; CONTINUING				
1630	Account Clerk	1,827	B	2,221	0.00	0.00
1632	Senior Account Clerk	2,115	B	2,571	1.00	1.00
1822	Administrative Analyst	2,752	B	3,346	1.00	1.00
5207	Associate Engineer	3,679	B	4,471	1.00	1.00
5638	Environmental Assistant	2,281	B	2,772	1.68	1.68
5640	Environmental Specialist	2,772	B	3,369	6.50	6.50
5642	Senior Environmental Specialist	3,226	B	3,921	3.66	3.66
5644	Principal Environmental Specialist	3,679	B	4,471	1.30	1.30
9922	Public Service Aide - Associate To Profe	1,580	B	1,580	2.99	2.99
SubFund Total:					19.13	19.13
Subfund:	2S PWF SWN	SOLID WASTE NON-PROJECT				
5638	Environmental Assistant	2,281	B	2,772	0.62	0.62
5642	Senior Environmental Specialist	3,226	B	3,921	0.47	0.47
5644	Principal Environmental Specialist	3,679	B	4,471	0.38	0.38
SubFund Total:					1.47	1.47
Program Total:					24.03	24.26

Annual Salary Ordinance 2015-2016 and 2016-2017

Budgeted Position Counts (FTE) by Department and Job Code

Job Code	Title	Low	Type	High	2015-2016 FTE	2016-2017 FTE
ENV ENVIRONMENT						
Program:	CIQ	ENVIRONMENTAL JUSTICE / YOUTH EMPLOYMENT				
Subfund:	1G AGF ACP	GF-CONTINUING PROJECTS				
5640	Environmental Specialist	2,772	B	3,369	0.15	0.15
5642	Senior Environmental Specialist	3,226	B	3,921	0.47	0.47
5644	Principal Environmental Specialist	3,679	B	4,471	0.14	0.14
SubFund Total:					0.76	0.76
Subfund:	2S PWF SWN	SOLID WASTE NON-PROJECT				
5640	Environmental Specialist	2,772	B	3,369	0.35	0.35
5642	Senior Environmental Specialist	3,226	B	3,921	0.53	0.53
5644	Principal Environmental Specialist	3,679	B	4,471	0.61	0.61
SubFund Total:					1.49	1.49
Program Total:					2.25	2.25
Program:	CIR	GREEN BUILDING				
Subfund:	2S ENV ANP	ENV-OPERATING-NON-PROJECT FUND				
5640	Environmental Specialist	2,772	B	3,369	0.00	0.00
5642	Senior Environmental Specialist	3,226	B	3,921	0.49	0.49
5644	Principal Environmental Specialist	3,679	B	4,471	0.05	0.05
9922	Public Service Aide - Associate To Profe	1,580	B	1,580	0.75	0.75
SubFund Total:					1.29	1.29
Subfund:	2S ENV ARA	AMERICAN RECOVERY AND REINVESTMENT ACT				
5642	Senior Environmental Specialist	3,226	B	3,921	0.73	0.73
SubFund Total:					0.73	0.73
Subfund:	2S ENV GNC	GRANTS; NON-PROJECT; CONTINUING				
5640	Environmental Specialist	2,772	B	3,369	0.00	0.00
9922	Public Service Aide - Associate To Profe	1,580	B	1,580	0.00	0.00
SubFund Total:					0.00	0.00
Subfund:	2S PWF SWN	SOLID WASTE NON-PROJECT				
5640	Environmental Specialist	2,772	B	3,369	0.00	0.00
5642	Senior Environmental Specialist	3,226	B	3,921	1.62	1.62
5644	Principal Environmental Specialist	3,679	B	4,471	0.10	0.10
9922	Public Service Aide - Associate To Profe	1,580	B	1,580	0.25	0.25
SubFund Total:					1.97	1.97

Annual Salary Ordinance 2015-2016 and 2016-2017

Budgeted Position Counts (FTE) by Department and Job Code

Job Code	Title	Low	Type	High	2015-2016 FTE	2016-2017 FTE
ENV ENVIRONMENT						
Program:	CIR GREEN BUILDING					
					3.99	3.99
Program:	CIS RECYCLING					
Subfund:	2S PWF SWN SOLID WASTE NON-PROJECT					
5638	Environmental Assistant	2,281	B	2,772	5.00	5.00
5640	Environmental Specialist	2,772	B	3,369	1.00	1.00
5642	Senior Environmental Specialist	3,226	B	3,921	3.01	3.01
5644	Principal Environmental Specialist	3,679	B	4,471	1.00	1.00
9922	Public Service Aide - Associate To Profe	1,580	B	1,580	3.00	3.00
					13.01	13.01
Subfund:	2S PWF SWP SOLID WASTE PROJECTS					
0923	Manager II	3,807	B	4,859	1.00	1.00
5638	Environmental Assistant	2,281	B	2,772	4.90	4.90
5640	Environmental Specialist	2,772	B	3,369	3.80	3.80
5642	Senior Environmental Specialist	3,226	B	3,921	1.84	1.84
5644	Principal Environmental Specialist	3,679	B	4,471	0.86	0.86
9922	Public Service Aide - Associate To Profe	1,580	B	1,580	3.00	3.00
TEMPM	Temporary - Miscellaneous	0.00	B	0.00	0.58	0.57
					15.98	15.97
					28.99	28.98
Program:	CIT TOXICS					
Subfund:	2S ENV ANP ENV-OPERATING-NON-PROJECT FUND					
5638	Environmental Assistant	2,281	B	2,772	0.30	0.30
5642	Senior Environmental Specialist	3,226	B	3,921	0.29	0.29
5644	Principal Environmental Specialist	3,679	B	4,471	0.03	0.03
					0.62	0.62
Subfund:	2S ENV GNC GRANTS; NON-PROJECT; CONTINUING					
5640	Environmental Specialist	2,772	B	3,369	0.75	0.75
5642	Senior Environmental Specialist	3,226	B	3,921	0.05	0.05
TEMPM	Temporary - Miscellaneous	0.00	B	0.00	0.00	0.00
					0.80	0.80
Subfund:	2S PWF SWN SOLID WASTE NON-PROJECT					
5638	Environmental Assistant	2,281	B	2,772	2.00	2.00

Annual Salary Ordinance 2015-2016 and 2016-2017

Budgeted Position Counts (FTE) by Department and Job Code

Job Code	Title	Low	Type	High	2015-2016 FTE	2016-2017 FTE
ENV ENVIRONMENT						
Program:	CIT TOXICS					
Subfund:	2S PWF SWN SOLID WASTE NON-PROJECT					
5640	Environmental Specialist	2,772	B	3,369	0.25	0.25
5642	Senior Environmental Specialist	3,226	B	3,921	2.66	2.66
5644	Principal Environmental Specialist	3,679	B	4,471	0.98	0.98
9922	Public Service Aide - Associate To Profe	1,580	B	1,580	3.00	3.00
TEMPM	Temporary - Miscellaneous	0.00	B	0.00	0.18	0.17
				SubFund Total:	9.07	9.06
				Program Total:	10.49	10.48
Program:	CIU ENVIRONMENT-OUTREACH					
Subfund:	2S ENV ANP ENV-OPERATING-NON-PROJECT FUND					
5642	Senior Environmental Specialist	3,226	B	3,921	0.11	0.11
				SubFund Total:	0.11	0.11
Subfund:	2S ENV GNC GRANTS; NON-PROJECT; CONTINUING					
5638	Environmental Assistant	2,281	B	2,772	0.60	0.60
5640	Environmental Specialist	2,772	B	3,369	0.20	0.20
5642	Senior Environmental Specialist	3,226	B	3,921	1.05	1.05
5644	Principal Environmental Specialist	3,679	B	4,471	0.14	0.14
				SubFund Total:	1.99	1.99
				Program Total:	2.10	2.10
Program:	CIY BIO-DIVERSITY					
Subfund:	2S ENV GNC GRANTS; NON-PROJECT; CONTINUING					
TEMPM	Temporary - Miscellaneous	0.00	B	0.00	0.20	0.20
				SubFund Total:	0.20	0.20
Subfund:	2S PWF SWN SOLID WASTE NON-PROJECT					
TEMPM	Temporary - Miscellaneous	0.00	B	0.00	0.44	0.43
				SubFund Total:	0.44	0.43
				Program Total:	0.64	0.63
	ENV Department Total:				93.19	93.39

Annual Salary Ordinance 2015-2016 and 2016-2017

Budgeted Position Counts (FTE) by Department and Job Code

Job Code	Title	Low	Type	High	2015-2016 FTE	2016-2017 FTE
ETH	ETHICS COMMISSION					
Program:	FET					
	ETHICS COMMISSION					
Subfund:	1G AGF AAA					
	GF-NON-PROJECT-CONTROLLED					
0951	Deputy Director I	3,547	B	4,527	1.00	1.00
0961	Department Head I	4,407	B	5,624	1.00	1.00
1052	IS Business Analyst	2,945	B	3,705	1.00	1.00
1053	IS Business Analyst-Senior	3,409	B	4,289	0.00	0.00
1222	Senior Payroll And Personnel Clerk	2,388	B	2,902	1.00	1.00
1406	Senior Clerk	1,765	B	2,145	2.00	2.00
1426	Senior Clerk Typist	1,941	B	2,360	1.00	1.00
1822	Administrative Analyst	2,752	B	3,346	4.00	4.00
1823	Senior Administrative Analyst	3,208	B	3,899	3.00	3.00
1824	Principal Administrative Analyst	3,714	B	4,514	1.00	1.00
1840	Junior Management Assistant	2,230	B	2,711	3.00	3.00
1844	Senior Management Assistant	2,902	B	3,527	1.00	1.00
TEMPM	Temporary - Miscellaneous	0.00	B	0.00	0.85	0.83
				SubFund Total:	19.85	19.83
				Program Total:	19.85	19.83
				ETH Department Total:	19.85	19.83

Annual Salary Ordinance 2015-2016 and 2016-2017

Budgeted Position Counts (FTE) by Department and Job Code

Job Code	Title	Low	Type	High	2015-2016 FTE	2016-2017 FTE
FAM FINE ARTS MUSEUM						
Program:	EEB					
	ADMISSIONS					
Subfund:	2S CRF RPD					
	MUSEUMS ADMISSION FUND					
3302	Admission Attendant	1,513	B	1,835	9.40	10.01
TEMPM	Temporary - Miscellaneous	0.00	B	0.00	9.03	8.22
				SubFund Total:	18.43	18.23
				Program Total:	18.43	18.23
Program:	EEC					
	OPER & MAINT OF MUSEUMS					
Subfund:	1G AGF AAA					
	GF-NON-PROJECT-CONTROLLED					
0922	Manager I	3,547	B	4,527	2.00	2.00
0923	Manager II	3,807	B	4,859	1.00	1.00
0931	Manager III	4,106	B	5,241	1.00	1.00
0963	Department Head III	5,809	B	7,414	1.00	1.00
1222	Senior Payroll And Personnel Clerk	2,388	B	2,902	1.00	1.00
1652	Accountant II	2,551	B	3,101	1.00	1.00
3302	Admission Attendant	1,513	B	1,835	0.00	0.00
3525	Chief Preparator	2,602	B	3,162	1.00	1.00
3546	Curator IV	3,282	B	3,989	1.00	1.00
3554	Associate Museum Registrar	1,862	B	2,264	2.00	2.00
7120	Buildings And Grounds Maintenance Superi	4,731	B	4,731	1.00	1.00
7203	Buildings And Grounds Maintenance Superv	4,043	B	4,043	1.00	1.00
7334	Stationary Engineer	3,249	B	3,249	5.00	5.00
7335	Senior Stationary Engineer	3,682	B	3,682	2.00	2.00
8202	Security Guard	1,634	B	1,985	21.29	22.50
8211	Supervising Building and Grounds Patrol	2,135	B	2,596	0.00	0.00
8226	Museum Guard	1,985	B	2,412	55.55	55.55
8228	Museum Security Supervisor	2,209	B	2,685	6.00	6.00
8229	Manager of Museum Security Services	2,607	B	3,169	1.00	1.00
TEMPM	Temporary - Miscellaneous	0.00	B	0.00	2.82	2.01
				SubFund Total:	106.66	107.06
				Program Total:	106.66	107.06
				FAM Department Total:	125.09	125.29

Annual Salary Ordinance 2015-2016 and 2016-2017

Budgeted Position Counts (FTE) by Department and Job Code

Job Code	Title	Low	Type	High	2015-2016 FTE	2016-2017 FTE
FIR	FIRE DEPARTMENT					
Program:	AAD	ADMINISTRATION & SUPPORT SERVICES				
Subfund:	1G AGF AAA	GF-NON-PROJECT-CONTROLLED				
0114	Board/Commission Member, Group V	8,000	M	8,240	0.00	0.00
0140	Chief Of Department, (Fire Department)	11,618	B	11,618	1.00	1.00
0150	Deputy Chief Of Department, (Fire Depart	10,028	B	10,028	1.00	1.00
0922	Manager I	3,547	B	4,527	1.00	1.00
0931	Manager III	4,106	B	5,241	2.00	2.00
0933	Manager V	4,753	B	6,067	1.00	1.00
0954	Deputy Director IV	5,809	B	7,414	0.77	1.00
1041	IS Engineer-Assistant	3,296	B	4,144	1.00	1.00
1042	IS Engineer-Journey	3,649	B	4,591	1.77	2.00
1044	IS Engineer-Principal	4,352	B	5,473	0.77	1.00
1093	IT Operations Support Administrator III	2,758	B	3,353	1.77	2.00
1222	Senior Payroll And Personnel Clerk	2,388	B	2,902	4.00	4.00
1224	Principal Payroll And Personnel Clerk	2,632	B	3,199	1.00	1.00
1241	Personnel Analyst	2,372	B	3,491	2.00	2.00
1426	Senior Clerk Typist	1,941	B	2,360	1.00	1.00
1446	Secretary II	2,140	B	2,602	1.00	1.00
1454	Executive Secretary III	2,786	B	3,387	1.00	1.00
1630	Account Clerk	1,827	B	2,221	1.00	1.00
1652	Accountant II	2,551	B	3,101	1.00	1.00
1654	Accountant III	3,087	B	3,752	0.00	0.00
1657	Accountant IV	3,574	B	4,343	1.00	1.00
1804	Statistician	2,539	B	3,087	1.00	1.00
1822	Administrative Analyst	2,752	B	3,346	1.00	1.00
1823	Senior Administrative Analyst	3,208	B	3,899	3.54	4.00
1842	Management Assistant	2,533	B	3,080	1.00	1.00
1844	Senior Management Assistant	2,902	B	3,527	4.54	5.00
1934	Storekeeper	1,862	B	2,264	3.00	3.00
1936	Senior Storekeeper	1,985	B	2,412	2.31	4.00
1942	Assistant Materials Coordinator	3,132	B	3,807	1.00	1.00
2112	Medical Records Technician	2,252	B	2,737	1.00	1.00
2230	Physician Specialist	5,911	B	8,369	0.00	0.00

Annual Salary Ordinance 2015-2016 and 2016-2017

Budgeted Position Counts (FTE) by Department and Job Code

Job Code	Title	Low	Type	High	2015-2016 FTE	2016-2017 FTE
FIR FIRE DEPARTMENT						
Program:	AAD	ADMINISTRATION & SUPPORT SERVICES				
Subfund:	1G AGF AAA	GF-NON-PROJECT-CONTROLLED				
2232	Senior Physician Specialist	6,517	B	9,008	0.15	0.15
2233	Supervising Physician Specialist	7,015	B	9,688	1.00	1.00
2328	Nurse Practitioner	5,374	B	7,608	1.00	1.00
7335	Senior Stationary Engineer	3,682	B	3,682	1.00	1.00
H002	Firefighter	2,795	B	4,315	13.00	13.00
H020	Lieutenant, (Fire Department)	5,014	B	5,014	4.00	4.00
H030	Captain, (Fire Department)	5,725	B	5,725	2.00	2.00
H033	EMS Captain	5,725	B	5,725	2.00	2.00
H040	Battalion Chief, (Fire Department)	6,871	B	6,871	1.00	1.00
H051	Assistant Deputy Chief II	8,861	B	8,861	1.00	1.00
SubFund Total:					69.62	73.15
Program Total:					69.62	73.15
Program:	AEC	FIRE SUPPRESSION				
Subfund:	1G AGF AAA	GF-NON-PROJECT-CONTROLLED				
0150	Deputy Chief Of Department, (Fire Depart	10,028	B	10,028	1.00	1.00
1426	Senior Clerk Typist	1,941	B	2,360	1.00	1.00
1452	Executive Secretary II	2,564	B	3,117	1.00	1.00
H001	Fire Rescue Paramedic	3,904	B	4,749	4.00	4.00
H002	Firefighter	2,795	B	4,315	853.54	853.54
H003	EMT/Paramedic/Firefighter	2,561	B	4,986	342.20	342.20
H010	Incident Support Specialist	4,700	B	4,700	21.50	21.50
H020	Lieutenant, (Fire Department)	5,014	B	5,014	187.17	187.17
H030	Captain, (Fire Department)	5,725	B	5,725	74.00	74.00
H033	EMS Captain	5,725	B	5,725	25.74	26.20
H040	Battalion Chief, (Fire Department)	6,871	B	6,871	37.80	37.80
H043	EMS Section Chief	6,871	B	6,871	2.00	2.00
H050	Assistant Chief Of Department, (Fire Dep	7,942	B	7,942	7.50	7.50
H053	Emergency Medical Services Chief	8,861	B	8,861	1.00	1.00
TEMPM	Temporary - Miscellaneous	0.00	B	0.00	1.05	1.02
SubFund Total:					1,560.50	1,560.93
Subfund:	5A AAA AAA	SFIA-OPERATING-NON-PROJ-CONTROLLED FD				
5215	Fire Protection Engineer	4,514	B	5,486	1.00	1.00

Annual Salary Ordinance 2015-2016 and 2016-2017

Budgeted Position Counts (FTE) by Department and Job Code

Job Code	Title	Low	Type	High	2015-2016 FTE	2016-2017 FTE
FIR FIRE DEPARTMENT						
Program:	AEC	FIRE SUPPRESSION				
Subfund:	5A AAA AAA	SFIA-OPERATING-NON-PROJ-CONTROLLED FD				
6281	Fire Safety Inspector II	5,172	B	5,172	1.00	1.00
H002	Firefighter	2,795	B	4,315	68.00	68.00
H003	EMT/Paramedic/Firefighter	2,561	B	4,986	11.00	11.00
H004	Inspector, Bur Of Fire Prevention & Publ	5,172	B	5,172	2.00	2.00
H020	Lieutenant, (Fire Department)	5,014	B	5,014	11.00	11.00
H022	Lt, Bureau Of Fire Prevention & Public S	5,660	B	5,660	2.00	2.00
H030	Captain, (Fire Department)	5,725	B	5,725	3.00	3.00
H032	Captain, Bureau Of Fire Prevention & Pub	6,464	B	6,464	2.00	2.00
H033	EMS Captain	5,725	B	5,725	3.00	3.00
H039	Captain, Division Of Training	6,870	B	6,870	1.00	1.00
H040	Battalion Chief, (Fire Department)	6,871	B	6,871	2.31	3.00
H051	Assistant Deputy Chief II	8,861	B	8,861	1.00	1.00
SubFund Total:					108.31	109.00
Subfund:	5P AAA AAA	PORT-OPERATING-NON-PROJ-CONTROLLED FD				
6281	Fire Safety Inspector II	5,172	B	5,172	1.00	1.00
H020	Lieutenant, (Fire Department)	5,014	B	5,014	2.00	2.00
H030	Captain, (Fire Department)	5,725	B	5,725	1.00	1.00
H032	Captain, Bureau Of Fire Prevention & Pub	6,464	B	6,464	1.00	1.00
H110	Marine Engineer Of Fire Boats	5,725	B	5,725	3.00	3.00
H120	Pilot Of Fire Boats	5,725	B	5,725	3.00	3.00
TEMPM	Temporary - Miscellaneous	0.00	B	0.00	1.94	1.88
SubFund Total:					12.94	12.88
Program Total:					1,681.75	1,682.81
Program:	AEH	WORK ORDER SERVICES				
Subfund:	1G AGF AAA	GF-NON-PROJECT-CONTROLLED				
5277	Planner I	2,314	B	2,813	1.00	1.00
H020	Lieutenant, (Fire Department)	5,014	B	5,014	1.00	1.00
H051	Assistant Deputy Chief II	8,861	B	8,861	1.00	1.00
SubFund Total:					3.00	3.00
Program Total:					3.00	3.00

Annual Salary Ordinance 2015-2016 and 2016-2017

Budgeted Position Counts (FTE) by Department and Job Code

Job Code	Title	Low	Type	High	2015-2016 FTE	2016-2017 FTE
FIR FIRE DEPARTMENT						
Program:	AGE	FIRE GENERAL				
Subfund:	1G AGF ACP	GF-CONTINUING PROJECTS				
1070	IS Project Director	4,352	B	5,473	1.00	1.00
SubFund Total:					1.00	1.00
Program Total:					1.00	1.00
Program:	API	PREVENTION & INVESTIGATION				
Subfund:	1G AGF AAA	GF-NON-PROJECT-CONTROLLED				
1042	IS Engineer-Journey	3,649	B	4,591	1.00	1.00
1063	IS Programmer Analyst-Senior	3,089	B	3,890	1.77	2.00
1093	IT Operations Support Administrator III	2,758	B	3,353	0.77	1.00
1426	Senior Clerk Typist	1,941	B	2,360	2.00	2.00
1446	Secretary II	2,140	B	2,602	1.00	1.00
1652	Accountant II	2,551	B	3,101	1.00	1.00
1820	Junior Administrative Analyst	2,094	B	2,545	3.00	3.00
5215	Fire Protection Engineer	4,514	B	5,486	4.00	4.00
6281	Fire Safety Inspector II	5,172	B	5,172	9.00	9.00
H004	Inspector, Bur Of Fire Prevention & Publ	5,172	B	5,172	31.85	33.00
H006	Investigator, Bureau Of Fire Investigati	5,172	B	5,172	11.00	11.00
H022	Lt, Bureau Of Fire Prevention & Public S	5,660	B	5,660	9.54	10.00
H024	Lieutenant, Bureau Of Fire Investigation	5,660	B	5,660	1.00	1.00
H032	Captain, Bureau Of Fire Prevention & Pub	6,464	B	6,464	4.00	4.00
H051	Assistant Deputy Chief II	8,861	B	8,861	1.00	1.00
SubFund Total:					81.93	84.00
Program Total:					81.93	84.00
Program:	ATR	TRAINING				
Subfund:	1G AGF AAA	GF-NON-PROJECT-CONTROLLED				
1426	Senior Clerk Typist	1,941	B	2,360	2.00	2.00
H020	Lieutenant, (Fire Department)	5,014	B	5,014	1.00	1.00
H028	Lieutenant, Division Of Training	5,724	B	5,724	7.00	7.00
H033	EMS Captain	5,725	B	5,725	5.00	5.00
H039	Captain, Division Of Training	6,870	B	6,870	3.00	3.00

Annual Salary Ordinance 2015-2016 and 2016-2017

Budgeted Position Counts (FTE) by Department and Job Code

Job Code	Title	Low	Type	High	2015-2016 FTE	2016-2017 FTE
FIR FIRE DEPARTMENT						
Program:	ATR TRAINING					
Subfund:	1G AGF AAA GF-NON-PROJECT-CONTROLLED					
H043	EMS Section Chief	6,871	B	6,871	1.00	1.00
H051	Assistant Deputy Chief II	8,861	B	8,861	1.00	1.00
				SubFund Total:	20.00	20.00
				Program Total:	20.00	20.00
Program:	BAW CITY CAPITAL PROJECTS					
Subfund:	3C XCF 10B 2010 EARTHQK SAFETY&EMER RESP-2ND S2012A					
H020	Lieutenant, (Fire Department)	5,014	B	5,014	1.00	1.00
H030	Captain, (Fire Department)	5,725	B	5,725	1.00	1.00
				SubFund Total:	2.00	2.00
				Program Total:	2.00	2.00
	FIR Department Total:				1,859.30	1,865.96

Annual Salary Ordinance 2015-2016 and 2016-2017

Budgeted Position Counts (FTE) by Department and Job Code

Job Code	Title	Low	Type	High	2015-2016 FTE	2016-2017 FTE
HRC HUMAN RIGHTS COMMISSION						
Program:	CAD	HUMAN RIGHTS COMMISSION				
Subfund:	1G AGF AAA	GF-NON-PROJECT-CONTROLLED				
0112	Board/Commission Member, Group III	4,000	D	4,120	0.00	0.00
0962	Department Head II	5,460	B	6,968	1.00	1.00
1220	Payroll Clerk	2,178	B	2,647	0.00	0.00
1426	Senior Clerk Typist	1,941	B	2,360	1.00	1.00
1450	Executive Secretary I	2,332	B	2,835	1.00	1.00
1842	Management Assistant	2,533	B	3,080	1.00	1.00
2991	Coordinator, Human Rights Commission	3,479	B	4,229	4.00	4.00
2992	Contract Compliance Officer I	3,117	B	3,788	1.00	1.00
2996	Rep, Human Rights Commission	2,862	B	3,479	3.00	3.00
SubFund Total:					12.00	12.00
Program Total:					12.00	12.00
HRC Department Total:					12.00	12.00

Annual Salary Ordinance 2015-2016 and 2016-2017

Budgeted Position Counts (FTE) by Department and Job Code

Job Code	Title	Low	Type	High	2015-2016 FTE	2016-2017 FTE
HRD HUMAN RESOURCES						
Program: FAR WORKFORCE DEVELOPMENT						
Subfund: 1G AGF AAA GF-NON-PROJECT-CONTROLLED						
0952	Deputy Director II	4,106	B	5,241	1.00	1.00
1232	Training Officer	2,896	B	3,520	1.00	1.00
1244	Senior Personnel Analyst	3,353	B	4,075	0.00	0.00
1250	Recruiter	3,353	B	4,075	1.00	1.00
SubFund Total:					3.00	3.00
Subfund: 1G AGF WOF GENERAL FUND WORK ORDER FUND						
0922	Manager I	3,547	B	4,527	8.00	8.00
1230	Instructional Designer	3,194	B	3,881	1.00	1.00
1232	Training Officer	2,896	B	3,520	1.00	1.00
1820	Junior Administrative Analyst	2,094	B	2,545	2.00	2.00
1822	Administrative Analyst	2,752	B	3,346	1.00	1.00
SubFund Total:					13.00	13.00
Program Total:					16.00	16.00
Program: FC4 EMPLOYEE RELATIONS						
Subfund: 1G AGF AAA GF-NON-PROJECT-CONTROLLED						
1280	Employee Relations Representative	2,896	B	4,075	3.00	3.00
1281	Senior Employee Relations Representative	3,714	B	4,514	1.00	1.00
1282	Manager, Employee Relations Division	4,407	B	5,624	1.00	1.00
1283	Director, Employee Relations Division	5,809	B	7,414	1.00	1.00
SubFund Total:					6.00	6.00
Subfund: 1G AGF AAP GF-ANNUAL PROJECT						
1280	Employee Relations Representative	2,896	B	4,075	1.00	1.00
1281	Senior Employee Relations Representative	3,714	B	4,514	1.00	1.54
1822	Administrative Analyst	2,752	B	3,346	0.00	0.00
1840	Junior Management Assistant	2,230	B	2,711	1.00	1.00
9979	Labor and Employment Advisor	4,106	B	5,241	1.00	1.00
TEMPM	Temporary - Miscellaneous	0.00	B	0.00	2.21	9.66
SubFund Total:					6.21	14.20
Program Total:					12.21	20.20
Program: FC5 RECRUIT/ ASSESS/ CLIENT SERVICES						
Subfund: 1G AGF AAA GF-NON-PROJECT-CONTROLLED						

Annual Salary Ordinance 2015-2016 and 2016-2017

Budgeted Position Counts (FTE) by Department and Job Code

Job Code	Title	Low	Type	High	2015-2016 FTE	2016-2017 FTE
HRD HUMAN RESOURCES						
Program:	FC5	RECRUIT/ ASSESS/ CLIENT SERVICES				
Subfund:	1G AGF AAA	GF-NON-PROJECT-CONTROLLED				
0922	Manager I	3,547	B	4,527	1.00	1.00
0931	Manager III	4,106	B	5,241	4.00	4.00
1202	Personnel Clerk	1,895	B	2,303	7.00	7.00
1203	Personnel Technician	2,297	B	2,793	1.00	1.00
1204	Senior Personnel Clerk	2,194	B	2,666	1.00	1.00
1222	Senior Payroll And Personnel Clerk	2,388	B	2,902	1.00	1.00
1241	Personnel Analyst	2,372	B	3,491	1.00	1.00
1244	Senior Personnel Analyst	3,353	B	4,075	21.00	21.00
1404	Clerk	1,702	B	2,069	2.00	2.00
1408	Principal Clerk	2,332	B	2,835	1.00	1.00
1820	Junior Administrative Analyst	2,094	B	2,545	0.00	0.00
1822	Administrative Analyst	2,752	B	3,346	2.00	2.00
TEMPM	Temporary - Miscellaneous	0.00	B	0.00	0.66	0.65
SubFund Total:					42.66	42.65
Subfund:	1G AGF AAP	GF-ANNUAL PROJECT				
1241	Personnel Analyst	2,372	B	3,491	1.00	1.00
1244	Senior Personnel Analyst	3,353	B	4,075	2.00	2.00
1249	Personnel Trainee	2,259	B	2,372	10.00	10.00
1402	Junior Clerk	1,565	B	1,899	0.00	0.00
1404	Clerk	1,702	B	2,069	1.00	1.00
SubFund Total:					14.00	14.00
Subfund:	1G AGF WOF	GENERAL FUND WORK ORDER FUND				
1233	Equal Employment Opportunity Programs Sp	2,806	B	3,410	1.00	1.00
1244	Senior Personnel Analyst	3,353	B	4,075	4.00	4.00
SubFund Total:					5.00	5.00
Program Total:					61.66	61.65
Program:	FC8	EQUAL EMPLOYMENT OPPORTUNITY				
Subfund:	1G AGF AAA	GF-NON-PROJECT-CONTROLLED				
0923	Manager II	3,807	B	4,859	1.00	1.00
0953	Deputy Director III	5,101	B	6,510	1.00	1.00
1231	EEO Programs Senior Specialist	3,557	B	4,323	8.77	9.00
1233	Equal Employment Opportunity	2,806	B	3,410	2.00	2.00

Annual Salary Ordinance 2015-2016 and 2016-2017

Budgeted Position Counts (FTE) by Department and Job Code

Job Code	Title	Low	Type	High	2015-2016 FTE	2016-2017 FTE
HRD HUMAN RESOURCES						
Program: FC8 EQUAL EMPLOYMENT OPPORTUNITY						
Subfund: 1G AGF AAA GF-NON-PROJECT-CONTROLLED						
Programs Sp						
1840	Junior Management Assistant	2,230	B	2,711	1.00	1.00
SubFund Total:					13.77	14.00
Subfund: 1G AGF AAP GF-ANNUAL PROJECT						
0923	Manager II	3,807	B	4,859	1.00	1.00
1822	Administrative Analyst	2,752	B	3,346	1.00	1.00
SubFund Total:					2.00	2.00
Program Total:					15.77	16.00
Program: FCW ADMINISTRATION						
Subfund: 1G AGF AAA GF-NON-PROJECT-CONTROLLED						
0923	Manager II	3,807	B	4,859	1.00	1.00
0932	Manager IV	4,407	B	5,624	1.00	1.00
0952	Deputy Director II	4,106	B	5,241	1.00	1.00
0954	Deputy Director IV	5,809	B	7,414	1.00	1.00
1042	IS Engineer-Journey	3,649	B	4,591	1.00	1.00
1222	Senior Payroll And Personnel Clerk	2,388	B	2,902	1.00	1.00
1224	Principal Payroll And Personnel Clerk	2,632	B	3,199	0.00	0.00
1241	Personnel Analyst	2,372	B	3,491	1.00	1.00
1244	Senior Personnel Analyst	3,353	B	4,075	2.00	2.00
1293	Human Resources Director	6,668	B	8,511	1.00	1.00
1452	Executive Secretary II	2,564	B	3,117	1.00	1.00
1654	Accountant III	3,087	B	3,752	1.00	1.00
1823	Senior Administrative Analyst	3,208	B	3,899	0.00	0.00
1840	Junior Management Assistant	2,230	B	2,711	0.00	0.00
9910	Public Service Trainee	0.00	C	0.00	15.00	15.00
SubFund Total:					27.00	27.00
Program Total:					27.00	27.00
Program: FDE WORKERS COMPENSATION						
Subfund: 2S GSF AAA WORKERS' COMPENSATION FUND						
0922	Manager I	3,547	B	4,527	1.00	1.00
0923	Manager II	3,807	B	4,859	1.00	1.00
0931	Manager III	4,106	B	5,241	1.00	1.00
0953	Deputy Director III	5,101	B	6,510	1.00	1.00

Annual Salary Ordinance 2015-2016 and 2016-2017

Budgeted Position Counts (FTE) by Department and Job Code

Job Code	Title	Low	Type	High	2015-2016 FTE	2016-2017 FTE
HRD HUMAN RESOURCES						
Program:	FDE	WORKERS COMPENSATION				
Subfund:	2S GSF AAA	WORKERS' COMPENSATION FUND				
1053	IS Business Analyst-Senior	3,409	B	4,289	1.00	1.00
1094	IT Operations Support Administrator IV	3,353	B	4,075	1.00	1.00
1209	Benefits Technician	2,004	B	2,435	7.00	7.00
1244	Senior Personnel Analyst	3,353	B	4,075	0.00	0.00
1402	Junior Clerk	1,565	B	1,899	0.00	0.00
1404	Clerk	1,702	B	2,069	4.00	4.00
1424	Clerk Typist	1,769	B	2,151	1.00	1.00
1636	Health Care Billing Clerk II	2,242	B	2,726	1.00	1.00
1654	Accountant III	3,087	B	3,752	1.00	1.00
1820	Junior Administrative Analyst	2,094	B	2,545	0.00	0.00
1822	Administrative Analyst	2,752	B	3,346	2.00	2.00
1823	Senior Administrative Analyst	3,208	B	3,899	1.00	1.00
1840	Junior Management Assistant	2,230	B	2,711	1.00	1.00
1842	Management Assistant	2,533	B	3,080	1.00	1.00
8141	Worker's Compensation Adjuster	2,752	B	3,346	26.00	26.00
8165	Worker's Compensation Supervisor I	3,493	B	4,246	6.00	6.00
TEMPM	Temporary - Miscellaneous	0.00	B	0.00	0.68	0.66
SubFund Total:					57.68	57.66
Program Total:					57.68	57.66
Program:	FH1	CLASS AND COMPENSATION				
Subfund:	1G AGF AAA	GF-NON-PROJECT-CONTROLLED				
1244	Senior Personnel Analyst	3,353	B	4,075	0.00	0.00
1282	Manager, Employee Relations Division	4,407	B	5,624	1.00	1.00
1823	Senior Administrative Analyst	3,208	B	3,899	2.00	2.00
SubFund Total:					3.00	3.00
Program Total:					3.00	3.00
HRD Department Total:					193.32	201.51

Annual Salary Ordinance 2015-2016 and 2016-2017

Budgeted Position Counts (FTE) by Department and Job Code

Job Code	Title	Low	Type	High	2015-2016 FTE	2016-2017 FTE
HSS HEALTH SERVICE SYSTEM						
Program:	FEE	HEALTH SERVICE SYSTEM				
Subfund:	1G AGF AAA	GF-NON-PROJECT-CONTROLLED				
0923	Manager II	3,807	B	4,859	1.00	1.00
0931	Manager III	4,106	B	5,241	3.00	3.00
0953	Deputy Director III	5,101	B	6,510	2.00	2.00
0963	Department Head III	5,809	B	7,414	1.00	1.00
1022	IS Administrator II	2,758	B	3,353	0.00	0.00
1052	IS Business Analyst	2,945	B	3,705	1.00	1.00
1054	IS Business Analyst-Principal	3,948	B	4,965	1.00	1.00
1064	IS Programmer Analyst-Principal	3,597	B	4,526	1.00	1.00
1093	IT Operations Support Administrator III	2,758	B	3,353	1.00	1.00
1209	Benefits Technician	2,004	B	2,435	3.00	3.00
1210	Benefits Analyst	2,377	B	2,890	14.00	14.00
1404	Clerk	1,702	B	2,069	1.00	1.00
1406	Senior Clerk	1,765	B	2,145	1.00	1.00
1454	Executive Secretary III	2,786	B	3,387	1.00	1.00
1632	Senior Account Clerk	2,115	B	2,571	2.00	2.00
1634	Principal Account Clerk	2,388	B	2,902	0.00	0.00
1652	Accountant II	2,551	B	3,101	1.00	1.00
1654	Accountant III	3,087	B	3,752	1.00	1.00
1802	Research Assistant	2,274	B	2,764	1.00	1.00
1813	Senior Benefits Analyst	2,874	B	3,493	4.00	4.00
1823	Senior Administrative Analyst	3,208	B	3,899	1.00	1.00
1824	Principal Administrative Analyst	3,714	B	4,514	2.00	2.00
1827	Administrative Services Manager	3,241	B	3,940	1.00	1.00
1842	Management Assistant	2,533	B	3,080	2.00	2.00
1844	Senior Management Assistant	2,902	B	3,527	1.00	1.00
2593	Health Program Coordinator III	3,194	B	3,881	2.00	2.00
2594	Employee Assistance Counselor	2,933	B	3,566	1.77	2.00
2595	Senior Employee Assistance Counselor	3,064	B	3,724	1.00	1.00
2820	Senior Health Program Planner	3,327	B	4,044	1.00	1.00
TEMPM	Temporary - Miscellaneous	0.00	B	0.00	0.11	0.12
SubFund Total:					52.88	53.12
Subfund:	7Q HSS ADM	HSS ADMINISTRATION GF SUPPORT FD				
0923	Manager II	3,807	B	4,859	2.00	2.00

Annual Salary Ordinance 2015-2016 and 2016-2017

Budgeted Position Counts (FTE) by Department and Job Code

Job Code	Title	Low	Type	High	2015-2016 FTE	2016-2017 FTE
HSS HEALTH SERVICE SYSTEM						
Program:	FEE	HEALTH SERVICE SYSTEM				
Subfund:	7Q HSS ADM	HSS ADMINISTRATION GF SUPPORT FD				
2822	Health Educator	2,953	B	3,589	0.77	1.00
SubFund Total:					2.77	3.00
Program Total:					55.65	56.12
HSS Department Total:					55.65	56.12

Annual Salary Ordinance 2015-2016 and 2016-2017

Budgeted Position Counts (FTE) by Department and Job Code

Job Code	Title	Low	Type	High	2015-2016 FTE	2016-2017 FTE
JUV JUVENILE PROBATION						
Program:	AKC	PROBATION SERVICES				
Subfund:	1G AGF AAA	GF-NON-PROJECT-CONTROLLED				
1406	Senior Clerk	1,765	B	2,145	1.00	1.00
1426	Senior Clerk Typist	1,941	B	2,360	4.00	4.00
1430	Transcriber Typist	1,941	B	2,360	2.00	2.00
1444	Secretary I	1,849	B	2,247	2.00	2.00
1824	Principal Administrative Analyst	3,714	B	4,514	1.77	2.00
2910	Social Worker	2,178	B	2,647	2.00	2.00
8414	Sprv Probation Officer, Juvenile Court	3,493	B	4,246	7.00	7.00
8415	Sr Supv Probation Officer, Juvenile Prob	3,844	B	4,672	0.00	0.00
8416	Director, Probation Services	3,547	B	4,527	1.00	1.00
8444	Deputy Probation Officer	2,349	B	3,809	32.10	32.10
8530	Deputy Probation Officer (SFERS)	2,349	B	3,809	1.00	1.00
8532	Sprv Prob Ofc, Juv Crt (SFERS)	3,493	B	4,246	1.00	1.00
8540	Sr Sprv Prob Ofc, Juv Prb (SFERS)	3,844	B	4,672	1.00	1.00
SubFund Total:					55.87	56.10
Subfund:	1G AGF AAP	GF-ANNUAL PROJECT				
0922	Manager I	3,547	B	4,527	1.00	1.00
1823	Senior Administrative Analyst	3,208	B	3,899	0.77	1.00
2910	Social Worker	2,178	B	2,647	1.00	1.00
8444	Deputy Probation Officer	2,349	B	3,809	21.90	21.90
SubFund Total:					24.67	24.90
Subfund:	2S PPF GNC	GRANTS; NON-PROJECT; CONTINUING				
8321	Counselor, Log Cabin Ranch	2,348	B	2,855	3.00	4.00
8322	Senior Counselor, Juvenile Hall	2,827	B	3,436	1.00	1.00
8326	Assistant Director, Log Cabin Ranch	2,806	B	3,410	1.00	1.00
8444	Deputy Probation Officer	2,349	B	3,809	1.00	1.00
8564	Counselor, Log Cabin Ranch (SFERS)	2,348	B	2,855	1.00	1.00
9708	Employment & Training Specialist VI	3,799	B	4,617	0.77	1.00
TEMPM	Temporary - Miscellaneous	0.00	B	0.00	1.15	1.12
SubFund Total:					8.92	10.12
Program Total:					89.46	91.12
Program:	AKE	JUVENILE HALL				
Subfund:	1G AGF AAA	GF-NON-PROJECT-CONTROLLED				

Annual Salary Ordinance 2015-2016 and 2016-2017

Budgeted Position Counts (FTE) by Department and Job Code

Job Code	Title	Low	Type	High	2015-2016 FTE	2016-2017 FTE
JUV JUVENILE PROBATION						
Program:	AKE	JUVENILE HALL				
Subfund:	1G AGF AAA	GF-NON-PROJECT-CONTROLLED				
0922	Manager I	3,547	B	4,527	1.00	1.00
0923	Manager II	3,807	B	4,859	1.00	1.00
1424	Clerk Typist	1,769	B	2,151	0.75	0.75
1444	Secretary I	1,849	B	2,247	2.00	2.00
2604	Food Service Worker	1,543	B	1,965	6.00	6.00
2620	Food Service Manager Administrator	2,647	B	3,217	1.00	1.00
2654	Cook	2,063	B	2,507	4.00	4.00
2708	Custodian	1,778	B	2,161	1.00	1.00
2770	Senior Laundry Worker	1,727	B	2,099	2.00	2.00
8318	Counselor II	2,627	B	3,193	8.00	8.00
8320	Counselor, Juvenile Hall	2,183	B	2,654	62.25	62.25
8322	Senior Counselor, Juvenile Hall	2,827	B	3,436	11.00	11.00
8324	Supervising Counselor, Juvenile Court	2,910	B	3,537	1.00	1.00
8562	Counselor, Juvenile Hall (SFERS)	2,183	B	2,654	13.00	13.00
TEMPM	Temporary - Miscellaneous	0.00	B	0.00	7.11	6.90
SubFund Total:					121.11	120.90
Program Total:					121.11	120.90
Program:	AKF	LOG CABIN RANCH				
Subfund:	1G AGF AAA	GF-NON-PROJECT-CONTROLLED				
1444	Secretary I	1,849	B	2,247	1.00	1.00
2654	Cook	2,063	B	2,507	2.00	2.00
7341	Stationary Engineer, Water Treatment Pla	3,583	B	3,583	1.00	1.00
7524	Institution Utility Worker	1,698	B	2,063	1.00	1.00
8321	Counselor, Log Cabin Ranch	2,348	B	2,855	12.00	11.00
8322	Senior Counselor, Juvenile Hall	2,827	B	3,436	3.00	3.00
8330	Director, Log Cabin Ranch	3,547	B	4,527	0.00	0.00
8564	Counselor, Log Cabin Ranch (SFERS)	2,348	B	2,855	2.00	2.00
8576	Dir, Log Cabin Ranch (SFERS)	3,547	B	4,527	1.00	1.00
TEMPM	Temporary - Miscellaneous	0.00	B	0.00	0.88	0.86
SubFund Total:					23.88	22.86
Program Total:					23.88	22.86
Program:	ASC	ADMINISTRATION				

Annual Salary Ordinance 2015-2016 and 2016-2017

Budgeted Position Counts (FTE) by Department and Job Code

Job Code	Title	Low	Type	High	2015-2016 FTE	2016-2017 FTE
JUV JUVENILE PROBATION						
Program:	ASC	ADMINISTRATION				
Subfund:	1G AGF AAA	GF-NON-PROJECT-CONTROLLED				
0111	Board/Commission Member, Group II	2,000	D	2,060	0.00	0.00
0931	Manager III	4,106	B	5,241	2.00	2.00
0953	Deputy Director III	5,101	B	6,510	2.00	2.00
0963	Department Head III	5,809	B	7,414	1.00	1.00
1003	IS Operator-Senior	2,215	B	2,693	0.00	0.00
1024	IS Administrator-Supervisor	3,608	B	4,385	1.00	1.00
1043	IS Engineer-Senior	4,046	B	5,087	1.00	1.00
1053	IS Business Analyst-Senior	3,409	B	4,289	1.00	1.00
1070	IS Project Director	4,352	B	5,473	1.00	1.00
1092	IT Operations Support Administrator II	2,269	B	2,758	1.00	1.00
1222	Senior Payroll And Personnel Clerk	2,388	B	2,902	2.00	2.00
1241	Personnel Analyst	2,372	B	3,491	1.00	1.00
1244	Senior Personnel Analyst	3,353	B	4,075	1.00	1.00
1406	Senior Clerk	1,765	B	2,145	1.00	1.00
1454	Executive Secretary III	2,786	B	3,387	1.00	1.00
1549	Secretary, Juvenile Probation Commission	2,514	B	3,056	0.50	0.50
1632	Senior Account Clerk	2,115	B	2,571	1.00	1.00
1652	Accountant II	2,551	B	3,101	1.00	1.00
1823	Senior Administrative Analyst	3,208	B	3,899	3.00	3.00
1842	Management Assistant	2,533	B	3,080	1.00	1.00
1936	Senior Storekeeper	1,985	B	2,412	1.00	1.00
2708	Custodian	1,778	B	2,161	4.00	4.00
2716	Custodial Assistant Supervisor	1,955	B	2,377	1.00	1.00
4321	Cashier II	1,895	B	2,303	1.00	1.00
6138	Industrial Hygienist	3,734	B	4,539	1.00	1.00
7120	Buildings And Grounds Maintenance Superi	4,731	B	4,731	1.00	1.00
7205	Chief Stationary Engineer	4,122	B	4,122	1.00	1.00
7334	Stationary Engineer	3,249	B	3,249	7.00	7.00
7524	Institution Utility Worker	1,698	B	2,063	4.00	4.00
TEMPM	Temporary - Miscellaneous	0.00	B	0.00	0.31	0.30
SubFund Total:					43.81	43.80
Program Total:					43.81	43.80

Annual Salary Ordinance 2015-2016 and 2016-2017

Budgeted Position Counts (FTE) by Department and Job Code

Job Code	Title	Low	Type	High	2015-2016 FTE	2016-2017 FTE
JUV	JUVENILE PROBATION					
Program:	FAL CHILDREN'S BASELINE					
Subfund:	1G AGF AAA GF-NON-PROJECT-CONTROLLED					
1444	Secretary I	1,849	B	2,247	1.00	1.00
1844	Senior Management Assistant	2,902	B	3,527	1.00	1.00
9706	Employment & Training Specialist V	3,199	B	3,888	1.00	1.00
9774	Senior Community Devl Specialist I	3,018	B	3,668	1.00	1.00
	SubFund Total:				4.00	4.00
	Program Total:				4.00	4.00
	JUV Department Total:				282.26	282.68

Annual Salary Ordinance 2015-2016 and 2016-2017

Budgeted Position Counts (FTE) by Department and Job Code

Job Code	Title	Low	Type	High	2015-2016 FTE	2016-2017 FTE
LIB PUBLIC LIBRARY						
Program:	EEF	MAIN PROGRAM				
Subfund:	2S LIB NPR	PUBLIC LIBRARY PRESERVATION FUND				
0952	Deputy Director II	4,106	B	5,241	1.00	1.00
1436	Braillist	1,858	B	2,258	1.00	1.00
1840	Junior Management Assistant	2,230	B	2,711	1.00	1.00
1844	Senior Management Assistant	2,902	B	3,527	0.00	0.00
3602	Library Page	1,584	B	1,923	54.00	54.00
3610	Library Assistant	1,941	B	2,360	18.48	18.48
3616	Library Technical Assistant I	2,287	B	2,779	25.50	25.50
3618	Library Technical Assistant II	2,483	B	3,018	10.00	10.00
3630	Librarian I	2,660	B	3,234	44.83	44.83
3632	Librarian II	2,946	B	3,581	15.00	15.00
3634	Librarian III	3,248	B	3,948	7.00	7.00
TEMPM	Temporary - Miscellaneous	0.00	B	0.00	1.30	1.26
SubFund Total:					179.11	179.07
Program Total:					179.11	179.07
Program:	EEG	BRANCH PROGRAM				
Subfund:	2S LIB NPR	PUBLIC LIBRARY PRESERVATION FUND				
0952	Deputy Director II	4,106	B	5,241	1.00	1.00
1446	Secretary II	2,140	B	2,602	1.00	1.00
3602	Library Page	1,584	B	1,923	76.00	76.00
3610	Library Assistant	1,941	B	2,360	39.50	39.50
3616	Library Technical Assistant I	2,287	B	2,779	29.50	29.50
3618	Library Technical Assistant II	2,483	B	3,018	17.00	17.00
3630	Librarian I	2,660	B	3,234	30.00	30.00
3632	Librarian II	2,946	B	3,581	20.00	20.00
3634	Librarian III	3,248	B	3,948	5.00	5.00
7355	Truck Driver	2,459	B	3,132	5.10	5.10
TEMPM	Temporary - Miscellaneous	0.00	B	0.00	2.61	2.53
SubFund Total:					226.71	226.63
Program Total:					226.71	226.63
Program:	EGD	COLLECTION TECHNICAL SERVICES				
Subfund:	2S LIB NPR	PUBLIC LIBRARY PRESERVATION FUND				
0952	Deputy Director II	4,106	B	5,241	1.00	1.00
1840	Junior Management Assistant	2,230	B	2,711	1.00	1.00

Annual Salary Ordinance 2015-2016 and 2016-2017

Budgeted Position Counts (FTE) by Department and Job Code

Job Code	Title	Low	Type	High	2015-2016 FTE	2016-2017 FTE
LIB PUBLIC LIBRARY						
Program:	EGD	COLLECTION TECHNICAL SERVICES				
Subfund:	2S LIB NPR	PUBLIC LIBRARY PRESERVATION FUND				
3602	Library Page	1,584	B	1,923	4.50	4.50
3610	Library Assistant	1,941	B	2,360	11.50	11.50
3616	Library Technical Assistant I	2,287	B	2,779	15.20	15.20
3618	Library Technical Assistant II	2,483	B	3,018	6.00	6.00
3630	Librarian I	2,660	B	3,234	14.00	14.00
3632	Librarian II	2,946	B	3,581	5.00	5.00
3634	Librarian III	3,248	B	3,948	2.00	2.00
7416	Book Repairer	1,853	B	2,252	3.00	3.00
7418	Senior Book Repairer	2,242	B	2,726	1.00	1.00
TEMPM	Temporary - Miscellaneous	0.00	B	0.00	0.06	0.05
SubFund Total:					64.26	64.25
Program Total:					64.26	64.25
Program:	EGF	COMMUNITY PARTNERSHIPS AND PROGRAMMING				
Subfund:	2S LIB NPR	PUBLIC LIBRARY PRESERVATION FUND				
0952	Deputy Director II	4,106	B	5,241	1.00	1.00
1840	Junior Management Assistant	2,230	B	2,711	3.00	3.00
1844	Senior Management Assistant	2,902	B	3,527	1.00	1.00
3374	Volunteer/Outreach Coordinator	2,418	B	2,940	1.00	1.00
3520	Museum Preparator	1,818	B	2,209	1.00	1.00
3541	Curator I	2,023	B	2,459	1.00	1.00
3542	Curator II	2,472	B	3,005	2.00	2.00
3610	Library Assistant	1,941	B	2,360	1.00	1.00
3630	Librarian I	2,660	B	3,234	2.00	2.00
3632	Librarian II	2,946	B	3,581	1.00	1.00
3634	Librarian III	3,248	B	3,948	1.00	1.00
TEMPM	Temporary - Miscellaneous	0.00	B	0.00	0.06	0.05
SubFund Total:					15.06	15.05
Program Total:					15.06	15.05
Program:	EGG	INFORMATION TECHNOLOGY				
Subfund:	2S LIB NPR	PUBLIC LIBRARY PRESERVATION FUND				
0952	Deputy Director II	4,106	B	5,241	1.00	1.00
1042	IS Engineer-Journey	3,649	B	4,591	3.00	3.00
1043	IS Engineer-Senior	4,046	B	5,087	1.00	1.00

Annual Salary Ordinance 2015-2016 and 2016-2017

Budgeted Position Counts (FTE) by Department and Job Code

Job Code	Title	Low	Type	High	2015-2016 FTE	2016-2017 FTE
LIB PUBLIC LIBRARY						
Program:	EGG	INFORMATION TECHNOLOGY				
Subfund:	2S LIB NPR	PUBLIC LIBRARY PRESERVATION FUND				
1052	IS Business Analyst	2,945	B	3,705	1.00	1.00
1053	IS Business Analyst-Senior	3,409	B	4,289	1.00	1.00
1062	IS Programmer Analyst	2,543	B	3,199	2.00	2.00
1070	IS Project Director	4,352	B	5,473	1.00	1.00
1093	IT Operations Support Administrator III	2,758	B	3,353	8.00	8.00
1095	IT Operations Support Administrator V	3,608	B	4,385	1.00	1.00
1766	Media Production Technician	2,019	B	2,454	1.00	1.00
1771	Media Production Specialist	2,297	B	2,793	1.00	1.00
1773	Media Training Specialist	2,953	B	3,589	1.00	1.00
1842	Management Assistant	2,533	B	3,080	1.00	1.00
3602	Library Page	1,584	B	1,923	1.00	1.00
3610	Library Assistant	1,941	B	2,360	1.50	1.50
3616	Library Technical Assistant I	2,287	B	2,779	3.50	3.50
3630	Librarian I	2,660	B	3,234	1.00	1.00
TEMPM	Temporary - Miscellaneous	0.00	B	0.00	0.06	0.05
SubFund Total:					30.06	30.05
Program Total:					30.06	30.05
Program:	EGH	FACILITES				
Subfund:	2S LIB NPR	PUBLIC LIBRARY PRESERVATION FUND				
0932	Manager IV	4,407	B	5,624	1.00	1.00
1820	Junior Administrative Analyst	2,094	B	2,545	1.00	1.00
1842	Management Assistant	2,533	B	3,080	1.00	1.00
1926	Senior Materials And Supplies Supervisor	1,918	B	2,332	1.00	1.00
2708	Custodian	1,778	B	2,161	41.50	41.50
2716	Custodial Assistant Supervisor	1,955	B	2,377	3.00	3.00
2718	Custodial Supervisor	2,156	B	2,621	1.00	1.00
2720	Janitorial Services Supervisor	2,377	B	2,890	1.00	1.00
3602	Library Page	1,584	B	1,923	2.00	2.00
3610	Library Assistant	1,941	B	2,360	0.00	0.00
3616	Library Technical Assistant I	2,287	B	2,779	0.00	0.00
3618	Library Technical Assistant II	2,483	B	3,018	0.00	0.00
7120	Buildings And Grounds Maintenance	4,731	B	4,731	1.00	1.00

Annual Salary Ordinance 2015-2016 and 2016-2017

Budgeted Position Counts (FTE) by Department and Job Code

Job Code	Title	Low	Type	High	2015-2016 FTE	2016-2017 FTE
LIB PUBLIC LIBRARY						
Program:	EGH	FACILITES				
Subfund:	2S LIB NPR	PUBLIC LIBRARY PRESERVATION FUND				
	Superi					
7205	Chief Stationary Engineer	4,122	B	4,122	1.00	1.00
7334	Stationary Engineer	3,249	B	3,249	7.00	7.00
7344	Carpenter	2,726	B	3,313	1.00	1.00
7345	Electrician	3,064	B	3,724	1.00	1.00
7346	Painter	2,507	B	3,047	1.00	1.00
7355	Truck Driver	2,459	B	3,132	0.00	0.00
7514	General Laborer	2,009	B	2,442	1.00	1.00
8207	Building And Grounds Patrol Officer	1,985	B	2,412	16.50	16.50
8211	Supervising Building and Grounds Patrol	2,135	B	2,596	2.00	2.00
TEMPM	Temporary - Miscellaneous	0.00	B	0.00	1.11	1.07
				SubFund Total:	85.11	85.07
				Program Total:	85.11	85.07
Program:	EIB	LIBRARY ADMINISTRATION				
Subfund:	2S LIB NPR	PUBLIC LIBRARY PRESERVATION FUND				
0931	Manager III	4,106	B	5,241	2.00	2.00
0953	Deputy Director III	5,101	B	6,510	1.00	1.00
0964	Department Head IV	6,668	B	8,511	1.00	1.00
1202	Personnel Clerk	1,895	B	2,303	1.00	1.00
1220	Payroll Clerk	2,178	B	2,647	2.00	2.00
1222	Senior Payroll And Personnel Clerk	2,388	B	2,902	1.00	1.00
1224	Principal Payroll And Personnel Clerk	2,632	B	3,199	1.00	1.00
1232	Training Officer	2,896	B	3,520	1.00	1.00
1241	Personnel Analyst	2,372	B	3,491	1.00	1.00
1244	Senior Personnel Analyst	3,353	B	4,075	3.00	3.00
1314	Public Relations Officer	3,027	B	3,679	1.00	1.00
1404	Clerk	1,702	B	2,069	1.00	1.00
1452	Executive Secretary II	2,564	B	3,117	1.00	1.00
1544	Secretary, Library Commission	3,056	B	3,714	1.00	1.00
1630	Account Clerk	1,827	B	2,221	1.00	1.00
1632	Senior Account Clerk	2,115	B	2,571	1.00	1.00
1652	Accountant II	2,551	B	3,101	1.00	1.00

Annual Salary Ordinance 2015-2016 and 2016-2017

Budgeted Position Counts (FTE) by Department and Job Code

Job Code	Title	Low	Type	High	2015-2016 FTE	2016-2017 FTE
LIB PUBLIC LIBRARY						
Program:	EIB	LIBRARY ADMINISTRATION				
Subfund:	2S LIB NPR	PUBLIC LIBRARY PRESERVATION FUND				
1654	Accountant III	3,087	B	3,752	2.00	2.00
1820	Junior Administrative Analyst	2,094	B	2,545	1.00	1.00
1824	Principal Administrative Analyst	3,714	B	4,514	2.00	2.00
1840	Junior Management Assistant	2,230	B	2,711	1.00	1.00
1844	Senior Management Assistant	2,902	B	3,527	1.00	1.00
3602	Library Page	1,584	B	1,923	0.50	0.50
3610	Library Assistant	1,941	B	2,360	0.50	0.50
3616	Library Technical Assistant I	2,287	B	2,779	1.00	1.00
5320	Illustrator And Art Designer	2,614	B	3,178	1.00	1.00
5322	Graphic Artist	2,014	B	2,449	1.50	1.50
TEMPM	Temporary - Miscellaneous	0.00	B	0.00	1.11	1.07
SubFund Total:					33.61	33.57
Program Total:					33.61	33.57
Program:	FAL	CHILDREN'S BASELINE				
Subfund:	2S LIB NPR	PUBLIC LIBRARY PRESERVATION FUND				
0932	Manager IV	4,407	B	5,624	1.00	1.00
3602	Library Page	1,584	B	1,923	4.50	4.50
3610	Library Assistant	1,941	B	2,360	0.60	0.60
3616	Library Technical Assistant I	2,287	B	2,779	2.00	2.00
3630	Librarian I	2,660	B	3,234	46.50	46.50
3632	Librarian II	2,946	B	3,581	17.00	17.00
3634	Librarian III	3,248	B	3,948	2.00	2.00
9912	Public Service Aide - Technical	1,008	B	1,220	0.50	0.50
TEMPM	Temporary - Miscellaneous	0.00	B	0.00	0.18	0.15
SubFund Total:					74.28	74.25
Program Total:					74.28	74.25
Program:	FAY	TRANSITIONAL-AGED YOUTH BASELINE				
Subfund:	2S LIB NPR	PUBLIC LIBRARY PRESERVATION FUND				
TEMPM	Temporary - Miscellaneous	0.00	B	0.00	1.81	1.75
SubFund Total:					1.81	1.75
Program Total:					1.81	1.75
LIB Department Total:					710.01	709.69

Annual Salary Ordinance 2015-2016 and 2016-2017

Budgeted Position Counts (FTE) by Department and Job Code

Job Code	Title	Low	Type	High	2015-2016 FTE	2016-2017 FTE
LLB	LAW LIBRARY					
Program:	EEA					
	LAW LIBRARY					
Subfund:	1G AGF AAA					
	GF-NON-PROJECT-CONTROLLED					
0170	Assistant Law Librarian	5,000	B	5,000	1.00	1.00
0180	Law Librarian	6,808	B	6,808	1.00	1.00
0190	Bookbinder	3,293	B	3,293	1.00	1.00
	SubFund Total:				3.00	3.00
	Program Total:				3.00	3.00
	LLB Department Total:				3.00	3.00

Annual Salary Ordinance 2015-2016 and 2016-2017

Budgeted Position Counts (FTE) by Department and Job Code

Job Code	Title	Low	Type	High	2015-2016 FTE	2016-2017 FTE
MTA MUNICIPAL TRANSPORTATION AGENCY						
Program:	BE1	ADMINISTRATION				
Subfund:	5M AAA AAA	MUNI-OPERATING-NON-PROJ-CONTROLLED FD				
1041	IS Engineer-Assistant	3,296	B	4,144	1.00	1.00
1091	IT Operations Support Administrator I	1,932	B	2,348	1.00	1.00
1093	IT Operations Support Administrator III	2,758	B	3,353	3.00	3.00
1094	IT Operations Support Administrator IV	3,353	B	4,075	6.00	6.00
1095	IT Operations Support Administrator V	3,608	B	4,385	1.00	1.00
1241	Personnel Analyst	2,372	B	3,491	2.00	2.00
1244	Senior Personnel Analyst	3,353	B	4,075	1.00	1.00
1408	Principal Clerk	2,332	B	2,835	1.00	1.00
1426	Senior Clerk Typist	1,941	B	2,360	1.00	1.00
1820	Junior Administrative Analyst	2,094	B	2,545	1.00	1.00
1822	Administrative Analyst	2,752	B	3,346	1.00	1.00
1823	Senior Administrative Analyst	3,208	B	3,899	2.00	2.00
1824	Principal Administrative Analyst	3,714	B	4,514	1.00	1.00
1840	Junior Management Assistant	2,230	B	2,711	1.00	1.00
1842	Management Assistant	2,533	B	3,080	2.00	2.00
1844	Senior Management Assistant	2,902	B	3,527	2.00	2.00
1929	Parts Storekeeper	2,094	B	2,545	31.00	31.00
1931	Senior Parts Storekeeper	2,274	B	2,764	5.00	5.00
1935	Principal Parts Storekeeper	2,388	B	2,902	2.00	2.00
1937	Supervising Parts Storekeeper	2,507	B	3,047	1.00	1.00
1942	Assistant Materials Coordinator	3,132	B	3,807	4.00	4.00
1950	Assistant Purchaser	2,161	B	2,627	11.00	11.00
9110	Fare Collections Receiver	1,975	B	2,401	44.00	44.00
9116	Senior Fare Collections Receiver	2,287	B	2,779	13.00	13.00
9117	Principal Fare Collections Receiver	2,874	B	3,493	2.00	2.00
9118	Transit Revenue Supervisor	2,989	B	3,633	1.00	1.00
9122	Transit Information Clerk	2,156	B	2,621	2.00	2.00
9124	Senior Transit Information Clerk	2,252	B	2,737	1.00	1.00
9141	Transit Manager II	3,826	B	4,650	1.00	1.00
9172	Manager II, Municipal Transportation Age	3,547	B	4,527	2.00	2.00
9174	Manager IV, Municipal Transportation Age	4,106	B	5,241	2.00	2.00

Annual Salary Ordinance 2015-2016 and 2016-2017

Budgeted Position Counts (FTE) by Department and Job Code

Job Code	Title	Low	Type	High	2015-2016 FTE	2016-2017 FTE
MTA MUNICIPAL TRANSPORTATION AGENCY						
Program:	BE1	ADMINISTRATION				
Subfund:	5M AAA AAA	MUNI-OPERATING-NON-PROJ-CONTROLLED FD				
9177	Manager III, Municipal Transportation Ag	3,807	B	4,859	1.00	1.00
9180	Manager VI, Municipal Transportation Age	4,753	B	6,067	1.00	1.00
9181	Manager VII, Municipal Transportation Ag	5,101	B	6,510	1.00	1.00
TEMPM	Temporary - Miscellaneous	0.00	B	0.00	2.89	2.80
SubFund Total:					154.89	154.80
Subfund:	5M AAA OHF	MTA-GENERAL ADMINISTRATION OVERHEAD FUND				
0114	Board/Commission Member, Group V	8,000	M	8,240	0.00	0.00
1041	IS Engineer-Assistant	3,296	B	4,144	1.00	1.00
1042	IS Engineer-Journey	3,649	B	4,591	5.00	5.00
1043	IS Engineer-Senior	4,046	B	5,087	2.00	2.00
1044	IS Engineer-Principal	4,352	B	5,473	17.00	17.00
1052	IS Business Analyst	2,945	B	3,705	1.00	1.00
1053	IS Business Analyst-Senior	3,409	B	4,289	5.00	5.00
1054	IS Business Analyst-Principal	3,948	B	4,965	2.00	2.00
1070	IS Project Director	4,352	B	5,473	2.00	2.00
1202	Personnel Clerk	1,895	B	2,303	3.00	3.00
1204	Senior Personnel Clerk	2,194	B	2,666	6.00	6.00
1220	Payroll Clerk	2,178	B	2,647	6.00	6.00
1222	Senior Payroll And Personnel Clerk	2,388	B	2,902	8.00	8.00
1224	Principal Payroll And Personnel Clerk	2,632	B	3,199	3.00	3.00
1231	EEO Programs Senior Specialist	3,557	B	4,323	1.00	1.00
1241	Personnel Analyst	2,372	B	3,491	16.00	16.00
1244	Senior Personnel Analyst	3,353	B	4,075	8.00	8.00
1246	Principal Personnel Analyst	3,978	B	4,835	1.00	1.00
1310	Public Relations Assistant	1,918	B	2,332	2.00	2.00
1312	Public Information Officer	2,539	B	3,087	3.00	3.00
1314	Public Relations Officer	3,027	B	3,679	5.00	5.00
1406	Senior Clerk	1,765	B	2,145	1.00	1.00
1408	Principal Clerk	2,332	B	2,835	1.00	1.00
1410	Chief Clerk	2,672	B	3,248	1.00	1.00
1424	Clerk Typist	1,769	B	2,151	1.00	1.00

Annual Salary Ordinance 2015-2016 and 2016-2017

Budgeted Position Counts (FTE) by Department and Job Code

Job Code	Title	Low	Type	High	2015-2016 FTE	2016-2017 FTE
MTA MUNICIPAL TRANSPORTATION AGENCY						
Program:	BE1	ADMINISTRATION				
Subfund:	5M AAA OHF	MTA-GENERAL ADMINISTRATION OVERHEAD FUND				
1444	Secretary I	1,849	B	2,247	1.00	1.00
1446	Secretary II	2,140	B	2,602	4.00	4.00
1450	Executive Secretary I	2,332	B	2,835	2.00	2.00
1452	Executive Secretary II	2,564	B	3,117	3.00	3.00
1454	Executive Secretary III	2,786	B	3,387	1.00	1.00
1630	Account Clerk	1,827	B	2,221	4.00	4.00
1632	Senior Account Clerk	2,115	B	2,571	8.00	8.00
1634	Principal Account Clerk	2,388	B	2,902	8.00	8.00
1652	Accountant II	2,551	B	3,101	5.00	5.00
1654	Accountant III	3,087	B	3,752	9.00	9.00
1657	Accountant IV	3,574	B	4,343	3.00	3.00
1770	Photographer	2,074	B	2,521	1.00	1.00
1820	Junior Administrative Analyst	2,094	B	2,545	1.00	1.00
1822	Administrative Analyst	2,752	B	3,346	3.00	3.00
1823	Senior Administrative Analyst	3,208	B	3,899	11.00	11.00
1824	Principal Administrative Analyst	3,714	B	4,514	10.00	10.00
1825	Principal Administrative Analyst II	4,067	B	4,943	1.00	1.00
1840	Junior Management Assistant	2,230	B	2,711	1.00	1.00
1844	Senior Management Assistant	2,902	B	3,527	3.00	3.00
5320	Illustrator And Art Designer	2,614	B	3,178	2.00	2.00
9151	Real Estate Development Manager	3,957	B	4,810	1.00	1.00
9172	Manager II, Municipal Transportation Age	3,547	B	4,527	8.00	8.00
9174	Manager IV, Municipal Transportation Age	4,106	B	5,241	12.00	12.00
9177	Manager III, Municipal Transportation Ag	3,807	B	4,859	3.00	3.00
9179	Manager V, Municipal Transportation Agen	4,407	B	5,624	6.00	6.00
9180	Manager VI, Municipal Transportation Age	4,753	B	6,067	2.00	2.00
9181	Manager VII, Municipal Transportation Ag	5,101	B	6,510	1.00	1.00
9182	Manager VIII, Municipal Transporation Ag	5,460	B	6,968	2.50	2.50
9183	Deputy Director I, Municipal	5,809	B	7,414	2.00	2.00

Annual Salary Ordinance 2015-2016 and 2016-2017

Budgeted Position Counts (FTE) by Department and Job Code

Job Code	Title	Low	Type	High	2015-2016 FTE	2016-2017 FTE
MTA	MUNICIPAL TRANSPORTATION AGENCY					
Program:	BE1 ADMINISTRATION					
Subfund:	5M AAA OHF MTA-GENERAL ADMINISTRATION OVERHEAD FUND					
	Transportat					
9186	General Manager, Public Transportation D	11,647	B	11,647	1.00	1.00
9187	Deputy Director II Municipal Transportat	6,187	B	7,896	2.00	2.00
9190	Board Secretary, Municipal Transportatio	4,407	B	5,624	1.00	1.00
TEMPM	Temporary - Miscellaneous	0.00	B	0.00	9.89	9.58
	SubFund Total:				233.39	233.08
Subfund:	5M AAA PSF MUNI RAILWAY PERSONNEL FUND					
1402	Junior Clerk	1,565	B	1,899	1.00	1.00
1450	Executive Secretary I	2,332	B	2,835	1.00	1.00
1634	Principal Account Clerk	2,388	B	2,902	6.00	6.00
1652	Accountant II	2,551	B	3,101	4.00	4.00
1654	Accountant III	3,087	B	3,752	5.00	5.00
1657	Accountant IV	3,574	B	4,343	4.00	4.00
1820	Junior Administrative Analyst	2,094	B	2,545	1.00	1.00
1822	Administrative Analyst	2,752	B	3,346	5.00	5.00
1823	Senior Administrative Analyst	3,208	B	3,899	4.00	4.00
1824	Principal Administrative Analyst	3,714	B	4,514	13.00	13.00
2978	Contract Compliance Officer II	4,082	B	4,961	4.00	4.00
2992	Contract Compliance Officer I	3,117	B	3,788	2.00	2.00
5289	Transit Planner III	3,337	B	4,056	1.00	1.00
9172	Manager II, Municipal Transportation Age	3,547	B	4,527	1.00	1.00
9174	Manager IV, Municipal Transportation Age	4,106	B	5,241	2.00	2.00
9177	Manager III, Municipal Transportation Ag	3,807	B	4,859	1.00	1.00
9179	Manager V, Municipal Transportation Agen	4,407	B	5,624	1.00	1.00
9181	Manager VII, Municipal Transportation Ag	5,101	B	6,510	2.00	2.00
9182	Manager VIII, Municipal Transporation Ag	5,460	B	6,968	1.50	1.50
TEMPM	Temporary - Miscellaneous	0.00	B	0.00	2.76	2.68

Annual Salary Ordinance 2015-2016 and 2016-2017

Budgeted Position Counts (FTE) by Department and Job Code

Job Code	Title	Low	Type	High	2015-2016 FTE	2016-2017 FTE
MTA MUNICIPAL TRANSPORTATION AGENCY						
Program:	BE1	ADMINISTRATION				
Subfund:	5M AAA PSF	MUNI RAILWAY PERSONNEL FUND				
				SubFund Total:	62.26	62.18
				Program Total:	450.54	450.06
Program:	BE2	PARKING & TRAFFIC				
Subfund:	5N AAA AAA	PTC-OPERATING-NON-PROJ-CONTROLLED FD				
1406	Senior Clerk	1,765	B	2,145	7.00	7.00
1408	Principal Clerk	2,332	B	2,835	4.00	4.00
1410	Chief Clerk	2,672	B	3,248	1.00	1.00
1426	Senior Clerk Typist	1,941	B	2,360	2.00	2.00
1452	Executive Secretary II	2,564	B	3,117	1.00	1.00
1822	Administrative Analyst	2,752	B	3,346	1.00	1.00
1823	Senior Administrative Analyst	3,208	B	3,899	7.00	7.00
1824	Principal Administrative Analyst	3,714	B	4,514	3.00	3.00
1840	Junior Management Assistant	2,230	B	2,711	1.00	1.00
1842	Management Assistant	2,533	B	3,080	2.00	2.00
1844	Senior Management Assistant	2,902	B	3,527	4.00	4.00
1936	Senior Storekeeper	1,985	B	2,412	2.00	2.00
1942	Assistant Materials Coordinator	3,132	B	3,807	1.00	1.00
5203	Assistant Engineer	3,162	B	3,844	5.00	5.00
5207	Associate Engineer	3,679	B	4,471	5.00	5.00
5211	Engineer/Architect/Landscape Architect S	4,929	B	5,991	3.00	3.00
5212	Engineer/Architect Principal	5,722	B	6,955	2.00	2.00
5241	Engineer	4,258	B	5,176	4.00	4.00
5288	Transit Planner II	2,813	B	3,418	1.00	1.00
5289	Transit Planner III	3,337	B	4,056	1.00	1.00
5290	Transit Planner IV	3,957	B	4,810	1.00	1.00
5302	Traffic Survey Technician	2,326	B	2,827	12.00	12.00
5303	Supervisor, Traffic And Street Signs	3,056	B	3,714	3.00	3.00
5306	Traffic Sign Manager	3,618	B	4,397	1.00	1.00
5366	Engineering Associate II	3,027	B	3,679	2.00	2.00
6231	Senior Street Inspector	2,910	B	3,537	2.00	2.00
7242	Painter Supervisor I	2,847	B	3,653	3.00	3.00
7243	Parking Meter Repairer Supervisor I	2,685	B	3,263	4.00	4.00

Annual Salary Ordinance 2015-2016 and 2016-2017

Budgeted Position Counts (FTE) by Department and Job Code

Job Code	Title	Low	Type	High	2015-2016 FTE	2016-2017 FTE
MTA MUNICIPAL TRANSPORTATION AGENCY						
Program:	BE2	PARKING & TRAFFIC				
Subfund:	5N AAA AAA	PTC-OPERATING-NON-PROJ-CONTROLLED FD				
7258	Maintenance Machinist Supervisor I	4,121	B	4,121	1.00	1.00
7332	Maintenance Machinist	2,660	B	3,234	3.00	3.00
7346	Painter	2,507	B	3,047	14.00	14.00
7432	Electrical Line Helper	2,527	B	3,072	2.00	2.00
7444	Parking Meter Repairer	2,309	B	2,806	21.00	21.00
7457	Sign Worker	2,130	B	2,589	23.00	23.00
8167	Parking Hearing Examiner	2,997	B	3,643	8.00	8.00
8168	Parking Hearing Supervisor	3,426	B	4,164	1.00	1.00
8214	Parking Control Officer	1,895	B	2,371	1.00	1.00
9145	Traffic Signal Electrician	4,088	B	4,088	16.00	16.00
9147	Traffic Signal Electrician Supervisor I	4,593	B	4,593	1.00	1.00
9149	Traffic Signal Electrician Supervisor II	5,131	B	5,131	1.00	1.00
9172	Manager II, Municipal Transportation Age	3,547	B	4,527	7.00	7.00
9174	Manager IV, Municipal Transportation Age	4,106	B	5,241	2.00	2.00
9177	Manager III, Municipal Transportation Ag	3,807	B	4,859	2.00	2.00
9179	Manager V, Municipal Transportation Agen	4,407	B	5,624	1.00	1.00
9180	Manager VI, Municipal Transportation Age	4,753	B	6,067	2.00	2.00
9187	Deputy Director II Municipal Transportat	6,187	B	7,896	1.00	1.00
9504	Permit and Citation Clerk	2,161	B	2,627	18.00	18.00
9506	Senior Permit and Citation Clerk	2,371	B	2,882	20.00	20.00
9508	Principal Permit and Citation Clerk	2,582	B	3,138	8.00	8.00
TEMPM	Temporary - Miscellaneous	0.00	B	0.00	29.80	28.92
SubFund Total:					267.80	266.92
Subfund:	5N AAA PSF	PARKING & TRAFFIC PERSONNEL FUND				
5203	Assistant Engineer	3,162	B	3,844	6.00	6.00
5207	Associate Engineer	3,679	B	4,471	5.00	5.00
5211	Engineer/Architect/Landscape Architect S	4,929	B	5,991	1.00	1.00
5241	Engineer	4,258	B	5,176	4.00	4.00
5302	Traffic Survey Technician	2,326	B	2,827	3.00	3.00

Annual Salary Ordinance 2015-2016 and 2016-2017

Budgeted Position Counts (FTE) by Department and Job Code

Job Code	Title	Low	Type	High	2015-2016 FTE	2016-2017 FTE
MTA MUNICIPAL TRANSPORTATION AGENCY						
Program:	BE2	PARKING & TRAFFIC				
Subfund:	5N AAA PSF	PARKING & TRAFFIC PERSONNEL FUND				
5364	Engineering Associate I	2,614	B	3,178	1.00	1.00
5366	Engineering Associate II	3,027	B	3,679	1.00	1.00
7346	Painter	2,507	B	3,047	16.00	16.00
7432	Electrical Line Helper	2,527	B	3,072	2.00	2.00
7457	Sign Worker	2,130	B	2,589	2.00	2.00
9145	Traffic Signal Electrician	4,088	B	4,088	6.00	6.00
9147	Traffic Signal Electrician Supervisor I	4,593	B	4,593	1.00	1.00
TEMPM	Temporary - Miscellaneous	0.00	B	0.00	0.02	0.02
SubFund Total:					48.02	48.02
Program Total:					315.82	314.94
Program:	BE3	SECURITY, SAFETY, TRAINING & ENFORCEMENT				
Subfund:	5M AAA AAA	MUNI-OPERATING-NON-PROJ-CONTROLLED FD				
1406	Senior Clerk	1,765	B	2,145	5.00	5.00
1408	Principal Clerk	2,332	B	2,835	1.00	1.00
1452	Executive Secretary II	2,564	B	3,117	1.00	1.00
1820	Junior Administrative Analyst	2,094	B	2,545	1.00	1.00
1823	Senior Administrative Analyst	3,208	B	3,899	1.00	1.00
1840	Junior Management Assistant	2,230	B	2,711	2.00	2.00
1842	Management Assistant	2,533	B	3,080	1.00	1.00
5241	Engineer	4,258	B	5,176	1.00	1.00
8121	Fare Inspections Supervisor/Investigator	2,758	B	3,353	10.00	10.00
8602	Emergency Services Coordinator II	2,813	B	3,418	1.00	1.00
9132	Transit Fare Inspector	2,069	B	2,514	60.00	60.00
9139	Transit Supervisor	2,868	B	3,486	60.00	60.00
9140	Transit Manager I	3,387	B	4,117	6.00	6.00
9141	Transit Manager II	3,826	B	4,650	1.00	1.00
9172	Manager II, Municipal Transportation Age	3,547	B	4,527	1.00	1.00
9174	Manager IV, Municipal Transportation Age	4,106	B	5,241	3.00	3.00
9179	Manager V, Municipal Transportation Agen	4,407	B	5,624	1.00	1.00
9183	Deputy Director I, Municipal Transportat	5,809	B	7,414	1.00	1.00

Annual Salary Ordinance 2015-2016 and 2016-2017

Budgeted Position Counts (FTE) by Department and Job Code

Job Code	Title	Low	Type	High	2015-2016 FTE	2016-2017 FTE
MTA MUNICIPAL TRANSPORTATION AGENCY						
Program:	BE3	SECURITY, SAFETY, TRAINING & ENFORCEMENT				
Subfund:	5M AAA AAA	MUNI-OPERATING-NON-PROJ-CONTROLLED FD				
9520	Transportation Safety Specialist	3,566	B	4,334	10.00	10.00
9708	Employment & Training Specialist VI	3,799	B	4,617	1.00	1.00
9910	Public Service Trainee	0.00	C	0.00	1.00	1.00
9914	Public Service Aide - Administration	1,440	B	1,440	3.00	3.00
9916	Public Service Aide - Public Works	1,102	B	1,291	33.00	33.00
TEMPM	Temporary - Miscellaneous	0.00	B	0.00	16.87	16.37
SubFund Total:					221.87	221.37
Subfund:	5M AAA OHF	MTA-GENERAL ADMINISTRATION OVERHEAD FUND				
1241	Personnel Analyst	2,372	B	3,491	2.00	2.00
1244	Senior Personnel Analyst	3,353	B	4,075	1.00	1.00
1450	Executive Secretary I	2,332	B	2,835	1.00	1.00
1824	Principal Administrative Analyst	3,714	B	4,514	1.00	1.00
5177	Safety Officer	4,117	B	5,005	2.00	2.00
6130	Safety Analyst	3,734	B	4,539	4.00	4.00
8121	Fare Inspections Supervisor/Investigator	2,758	B	3,353	1.00	1.00
9174	Manager IV, Municipal Transportation Age	4,106	B	5,241	1.00	1.00
9179	Manager V, Municipal Transportation Agen	4,407	B	5,624	1.00	1.00
SubFund Total:					14.00	14.00
Subfund:	5N AAA AAA	PTC-OPERATING-NON-PROJ-CONTROLLED FD				
1091	IT Operations Support Administrator I	1,932	B	2,348	2.00	2.00
1404	Clerk	1,702	B	2,069	1.00	1.00
1406	Senior Clerk	1,765	B	2,145	2.00	2.00
1424	Clerk Typist	1,769	B	2,151	2.00	2.00
1426	Senior Clerk Typist	1,941	B	2,360	1.00	1.00
1450	Executive Secretary I	2,332	B	2,835	1.00	1.00
1704	Communications Dispatcher I	1,881	B	2,287	15.00	15.00
1705	Communications Dispatcher II	2,084	B	2,533	6.00	6.00
1708	Senior Telephone Operator	1,862	B	2,264	3.00	3.00
1934	Storekeeper	1,862	B	2,264	2.00	2.00
5288	Transit Planner II	2,813	B	3,418	1.00	1.00
7410	Automotive Service Worker	2,009	B	2,442	1.00	1.00

Annual Salary Ordinance 2015-2016 and 2016-2017

Budgeted Position Counts (FTE) by Department and Job Code

Job Code	Title	Low	Type	High	2015-2016 FTE	2016-2017 FTE
MTA MUNICIPAL TRANSPORTATION AGENCY						
Program:	BE3	SECURITY, SAFETY, TRAINING & ENFORCEMENT				
Subfund:	5N AAA AAA	PTC-OPERATING-NON-PROJ-CONTROLLED FD				
8214	Parking Control Officer	1,895	B	2,371	299.00	299.00
8216	Senior Parking Control Officer	2,264	B	2,835	34.00	34.00
8219	Parking Enforcement Administrator	2,997	B	3,643	3.00	3.00
9179	Manager V, Municipal Transportation Agen	4,407	B	5,624	1.00	1.00
9182	Manager VIII, Municipal Transportation Ag	5,460	B	6,968	1.00	1.00
SubFund Total:					375.00	375.00
Program Total:					610.87	610.37
Program:	BE5	PARKING GARAGES & LOTS				
Subfund:	5X OPF AAA	OFF-STREET PARKING OPERATING-NON PROJ				
1450	Executive Secretary I	2,332	B	2,835	1.00	1.00
1824	Principal Administrative Analyst	3,714	B	4,514	2.00	2.00
1844	Senior Management Assistant	2,902	B	3,527	1.00	1.00
9177	Manager III, Municipal Transportation Ag	3,807	B	4,859	2.00	2.00
9180	Manager VI, Municipal Transportation Age	4,753	B	6,067	1.00	1.00
9183	Deputy Director I, Municipal Transportat	5,809	B	7,414	1.00	1.00
TEMPM	Temporary - Miscellaneous	0.00	B	0.00	0.29	0.28
SubFund Total:					8.29	8.28
Program Total:					8.29	8.28
Program:	BE6	TAXI SERVICES				
Subfund:	5O AAA AAA	TAXI COMMISS-OPER-NON-PROJ-CONTROLLED FD				
1406	Senior Clerk	1,765	B	2,145	3.00	3.00
1450	Executive Secretary I	2,332	B	2,835	1.00	1.00
1820	Junior Administrative Analyst	2,094	B	2,545	1.00	1.00
1840	Junior Management Assistant	2,230	B	2,711	1.00	1.00
9144	Investigator, Taxi and Accessible Servic	2,926	B	3,557	8.00	8.00
9177	Manager III, Municipal Transportation Ag	3,807	B	4,859	1.00	1.00
9183	Deputy Director I, Municipal Transportat	5,809	B	7,414	1.00	1.00
9504	Permit and Citation Clerk	2,161	B	2,627	2.00	2.00

Annual Salary Ordinance 2015-2016 and 2016-2017

Budgeted Position Counts (FTE) by Department and Job Code

Job Code	Title	Low	Type	High	2015-2016 FTE	2016-2017 FTE
MTA MUNICIPAL TRANSPORTATION AGENCY						
Program:	BE6 TAXI SERVICES					
Subfund:	50 AAA AAA TAXI COMMISS-OPER-NON-PROJ-CONTROLLED FD					
TEMPM	Temporary - Miscellaneous	0.00	B	0.00	0.88	0.86
				SubFund Total:	18.88	18.86
				Program Total:	18.88	18.86
Program:	BE7 CAPITAL PROGRAMS & CONSTRUCTION					
Subfund:	5M AAA PSF MUNI RAILWAY PERSONNEL FUND					
1093	IT Operations Support Administrator III	2,758	B	3,353	2.00	2.00
1424	Clerk Typist	1,769	B	2,151	1.00	1.00
1426	Senior Clerk Typist	1,941	B	2,360	1.00	1.00
1446	Secretary II	2,140	B	2,602	4.00	4.00
1452	Executive Secretary II	2,564	B	3,117	1.00	1.00
1657	Accountant IV	3,574	B	4,343	1.00	1.00
1822	Administrative Analyst	2,752	B	3,346	1.00	1.00
1823	Senior Administrative Analyst	3,208	B	3,899	5.00	5.00
1824	Principal Administrative Analyst	3,714	B	4,514	2.00	2.00
1842	Management Assistant	2,533	B	3,080	2.00	2.00
1844	Senior Management Assistant	2,902	B	3,527	2.00	2.00
5203	Assistant Engineer	3,162	B	3,844	34.00	34.00
5207	Associate Engineer	3,679	B	4,471	26.00	26.00
5211	Engineer/Architect/Landscape Architect S	4,929	B	5,991	16.00	16.00
5212	Engineer/Architect Principal	5,722	B	6,955	3.00	3.00
5241	Engineer	4,258	B	5,176	23.00	23.00
5364	Engineering Associate I	2,614	B	3,178	1.00	1.00
5380	Student Design Trainee I, Arch., Engr.,	2,007	B	2,007	3.50	3.50
5502	Project Manager I	4,796	B	4,796	3.00	3.00
5504	Project Manager II	5,550	B	5,550	6.00	6.00
5506	Project Manager III	6,737	B	6,737	2.00	2.00
6317	Assistant Construction Inspector	2,627	B	3,193	2.00	2.00
6318	Construction Inspector	3,194	B	3,881	8.00	8.00
6319	Senior Construction Inspector	3,520	B	4,278	3.00	3.00
9172	Manager II, Municipal Transportation Age	3,547	B	4,527	1.00	1.00

Annual Salary Ordinance 2015-2016 and 2016-2017

Budgeted Position Counts (FTE) by Department and Job Code

Job Code	Title	Low	Type	High	2015-2016 FTE	2016-2017 FTE
MTA MUNICIPAL TRANSPORTATION AGENCY						
Program:	BE7	CAPITAL PROGRAMS & CONSTRUCTION				
Subfund:	5M AAA PSF	MUNI RAILWAY PERSONNEL FUND				
9174	Manager IV, Municipal Transportation Age	4,106	B	5,241	1.00	1.00
9177	Manager III, Municipal Transportation Ag	3,807	B	4,859	1.00	1.00
9182	Manager VIII, Municipal Transportation Ag	5,460	B	6,968	1.00	1.00
9183	Deputy Director I, Municipal Transportat	5,809	B	7,414	1.00	1.00
9187	Deputy Director II Municipal Transportat	6,187	B	7,896	1.00	1.00
TEMPM	Temporary - Miscellaneous	0.00	B	0.00	0.38	0.36
SubFund Total:					158.88	158.86
Program Total:					158.88	158.86
Program:	BEB	DEVELOPMENT AND PLANNING				
Subfund:	5M AAA AAA	MUNI-OPERATING-NON-PROJ-CONTROLLED FD				
5290	Transit Planner IV	3,957	B	4,810	1.00	1.00
9174	Manager IV, Municipal Transportation Age	4,106	B	5,241	1.00	1.00
TEMPM	Temporary - Miscellaneous	0.00	B	0.00	0.16	0.15
SubFund Total:					2.16	2.15
Subfund:	5M AAA PSF	MUNI RAILWAY PERSONNEL FUND				
1446	Secretary II	2,140	B	2,602	1.00	1.00
1823	Senior Administrative Analyst	3,208	B	3,899	1.00	1.00
3630	Librarian I	2,660	B	3,234	1.00	1.00
5288	Transit Planner II	2,813	B	3,418	6.00	6.00
5289	Transit Planner III	3,337	B	4,056	5.00	5.00
5290	Transit Planner IV	3,957	B	4,810	4.00	4.00
5298	Planner III-Environmental Review	3,337	B	4,056	1.00	1.00
5502	Project Manager I	4,796	B	4,796	1.00	1.00
9172	Manager II, Municipal Transportation Age	3,547	B	4,527	1.00	1.00
9174	Manager IV, Municipal Transportation Age	4,106	B	5,241	1.00	1.00
9180	Manager VI, Municipal Transportation Age	4,753	B	6,067	1.00	1.00
9181	Manager VII, Municipal Transportation	5,101	B	6,510	1.00	1.00

Annual Salary Ordinance 2015-2016 and 2016-2017

Budgeted Position Counts (FTE) by Department and Job Code

Job Code	Title	Low	Type	High	2015-2016 FTE	2016-2017 FTE
MTA MUNICIPAL TRANSPORTATION AGENCY						
Program:	BEB	DEVELOPMENT AND PLANNING				
Subfund:	5M AAA PSF	MUNI RAILWAY PERSONNEL FUND				
	Ag					
9182	Manager VIII, Municipal Transportation Ag	5,460	B	6,968	1.00	1.00
TEMPM	Temporary - Miscellaneous	0.00	B	0.00	3.24	3.14
SubFund Total:					28.24	28.14
Subfund:	5N AAA AAA	PTC-OPERATING-NON-PROJ-CONTROLLED FD				
1314	Public Relations Officer	3,027	B	3,679	1.00	1.00
5241	Engineer	4,258	B	5,176	1.00	1.00
5290	Transit Planner IV	3,957	B	4,810	1.00	1.00
5364	Engineering Associate I	2,614	B	3,178	1.00	1.00
TEMPM	Temporary - Miscellaneous	0.00	B	0.00	3.38	3.28
SubFund Total:					7.38	7.28
Subfund:	5N AAA PSF	PARKING & TRAFFIC PERSONNEL FUND				
5203	Assistant Engineer	3,162	B	3,844	7.00	7.00
5207	Associate Engineer	3,679	B	4,471	5.00	5.00
5211	Engineer/Architect/Landscape Architect S	4,929	B	5,991	1.00	1.00
5241	Engineer	4,258	B	5,176	1.00	1.00
5277	Planner I	2,314	B	2,813	1.00	1.00
5283	Planner V	4,695	B	5,707	1.00	1.00
5288	Transit Planner II	2,813	B	3,418	3.00	3.00
5289	Transit Planner III	3,337	B	4,056	5.00	5.00
5290	Transit Planner IV	3,957	B	4,810	1.00	1.00
5362	Engineering Assistant	2,360	B	2,868	1.00	1.00
9180	Manager VI, Municipal Transportation Age	4,753	B	6,067	1.00	1.00
SubFund Total:					27.00	27.00
Program Total:					64.78	64.57
Program:	BEG	AGENCY WIDE EXPENSES				
Subfund:	5M AAA AAA	MUNI-OPERATING-NON-PROJ-CONTROLLED FD				
TEMPM	Temporary - Miscellaneous	0.00	B	0.00	4.42	4.29
SubFund Total:					4.42	4.29
Subfund:	5M AAA ACP	MUNI-CONTINUING PROJ-OPERATING FD				
1044	IS Engineer-Principal	4,352	B	5,473	1.00	1.00

Annual Salary Ordinance 2015-2016 and 2016-2017

Budgeted Position Counts (FTE) by Department and Job Code

Job Code	Title	Low	Type	High	2015-2016 FTE	2016-2017 FTE
MTA MUNICIPAL TRANSPORTATION AGENCY						
Program:	BEG	AGENCY WIDE EXPENSES				
Subfund:	5M AAA ACP	MUNI-CONTINUING PROJ-OPERATING FD				
1052	IS Business Analyst	2,945	B	3,705	5.00	5.00
1054	IS Business Analyst-Principal	3,948	B	4,965	1.00	1.00
1823	Senior Administrative Analyst	3,208	B	3,899	1.00	1.00
1824	Principal Administrative Analyst	3,714	B	4,514	3.00	3.00
1942	Assistant Materials Coordinator	3,132	B	3,807	1.00	1.00
5289	Transit Planner III	3,337	B	4,056	1.00	1.00
9179	Manager V, Municipal Transportation Agen	4,407	B	5,624	1.00	1.00
SubFund Total:					14.00	14.00
Subfund:	5M AAA OHF	MTA-GENERAL ADMINISTRATION OVERHEAD FUND				
1043	IS Engineer-Senior	4,046	B	5,087	1.00	1.00
1220	Payroll Clerk	2,178	B	2,647	1.00	1.00
1222	Senior Payroll And Personnel Clerk	2,388	B	2,902	3.00	3.00
1241	Personnel Analyst	2,372	B	3,491	1.00	1.00
1244	Senior Personnel Analyst	3,353	B	4,075	2.00	2.00
1404	Clerk	1,702	B	2,069	1.00	1.00
1406	Senior Clerk	1,765	B	2,145	6.00	6.00
1408	Principal Clerk	2,332	B	2,835	1.00	1.00
1654	Accountant III	3,087	B	3,752	2.00	2.00
1704	Communications Dispatcher I	1,881	B	2,287	2.00	2.00
1705	Communications Dispatcher II	2,084	B	2,533	1.00	1.00
1820	Junior Administrative Analyst	2,094	B	2,545	5.00	5.00
1822	Administrative Analyst	2,752	B	3,346	2.00	2.00
1823	Senior Administrative Analyst	3,208	B	3,899	4.00	4.00
1824	Principal Administrative Analyst	3,714	B	4,514	4.00	4.00
1844	Senior Management Assistant	2,902	B	3,527	2.00	2.00
1920	Inventory Clerk	1,698	B	2,063	2.00	2.00
1926	Senior Materials And Supplies Supervisor	1,918	B	2,332	1.00	1.00
1929	Parts Storekeeper	2,094	B	2,545	8.00	8.00
1931	Senior Parts Storekeeper	2,274	B	2,764	1.00	1.00
1935	Principal Parts Storekeeper	2,388	B	2,902	1.00	1.00
2708	Custodian	1,778	B	2,161	1.00	1.00
2716	Custodial Assistant Supervisor	1,955	B	2,377	2.00	2.00

Annual Salary Ordinance 2015-2016 and 2016-2017

Budgeted Position Counts (FTE) by Department and Job Code

Job Code	Title	Low	Type	High	2015-2016 FTE	2016-2017 FTE
MTA MUNICIPAL TRANSPORTATION AGENCY						
Program:	BEG	AGENCY WIDE EXPENSES				
Subfund:	5M AAA OHF	MTA-GENERAL ADMINISTRATION OVERHEAD FUND				
5203	Assistant Engineer	3,162	B	3,844	15.00	15.00
5207	Associate Engineer	3,679	B	4,471	15.00	15.00
5241	Engineer	4,258	B	5,176	10.00	10.00
5303	Supervisor, Traffic And Street Signs	3,056	B	3,714	1.00	1.00
5364	Engineering Associate I	2,614	B	3,178	1.00	1.00
5380	Student Design Trainee I, Arch., Engr.,	2,007	B	2,007	4.00	4.00
5381	Student Design Trainee II, Arch, Engr, &	2,155	B	2,155	0.75	0.75
5504	Project Manager II	5,550	B	5,550	2.00	2.00
6130	Safety Analyst	3,734	B	4,539	2.00	2.00
6138	Industrial Hygienist	3,734	B	4,539	1.00	1.00
6231	Senior Street Inspector	2,910	B	3,537	2.00	2.00
7120	Buildings And Grounds Maintenance Superi	4,731	B	4,731	1.00	1.00
7215	General Laborer Supervisor I	2,226	B	2,706	1.00	1.00
7216	Electrical Transit Shop Supervisor I	3,744	B	4,551	1.00	1.00
7219	Maintenance Scheduler	2,388	B	2,902	1.00	1.00
7242	Painter Supervisor I	2,847	B	3,653	1.00	1.00
7251	Track Maintenance Worker Supervisor I	2,693	B	3,273	1.00	1.00
7255	Power House Electrician Supervisor I	3,460	B	4,206	1.00	1.00
7262	Maintenance Planner	4,289	B	4,289	1.00	1.00
7274	Transit Power Line Worker Supervisor II	3,769	B	4,581	1.00	1.00
7306	Automotive Body And Fender Worker	3,132	B	3,132	2.00	2.00
7309	Car And Auto Painter	3,132	B	3,132	1.00	1.00
7318	Electronic Maintenance Technician	3,396	B	4,128	4.00	4.00
7319	Electric Motor Repairer	2,660	B	3,234	2.00	2.00
7326	Glazier	2,752	B	3,346	1.00	1.00
7329	Electronic Maint Technician Asst Sprv	3,679	B	4,471	5.00	5.00
7332	Maintenance Machinist	2,660	B	3,234	1.00	1.00
7334	Stationary Engineer	3,249	B	3,249	2.00	2.00
7335	Senior Stationary Engineer	3,682	B	3,682	1.00	1.00
7340	Maintenance Controller	3,738	B	3,738	1.00	1.00

Annual Salary Ordinance 2015-2016 and 2016-2017

Budgeted Position Counts (FTE) by Department and Job Code

Job Code	Title	Low	Type	High	2015-2016 FTE	2016-2017 FTE
MTA MUNICIPAL TRANSPORTATION AGENCY						
Program:	BEG	AGENCY WIDE EXPENSES				
Subfund:	5M AAA OHF	MTA-GENERAL ADMINISTRATION OVERHEAD FUND				
7347	Plumber	3,169	B	3,851	1.00	1.00
7371	Electical Transit System Mechanic	2,660	B	3,234	6.00	6.00
7457	Sign Worker	2,130	B	2,589	2.00	2.00
7458	Switch Repairer	2,151	B	2,614	1.00	1.00
7514	General Laborer	2,009	B	2,442	3.00	3.00
7540	Track Maintenance Worker	2,048	B	2,490	3.00	3.00
8214	Parking Control Officer	1,895	B	2,371	40.00	40.00
9102	Transit Car Cleaner	1,975	B	2,401	4.00	4.00
9104	Transit Car Cleaner Assistant Supervisor	2,166	B	2,632	1.00	1.00
9110	Fare Collections Receiver	1,975	B	2,401	7.00	7.00
9116	Senior Fare Collections Receiver	2,287	B	2,779	2.00	2.00
9122	Transit Information Clerk	2,156	B	2,621	1.00	1.00
9124	Senior Transit Information Clerk	2,252	B	2,737	1.00	1.00
9131	Station Agent, Municipal Railway	2,596	B	3,155	11.00	11.00
9132	Transit Fare Inspector	2,069	B	2,514	14.00	14.00
9139	Transit Supervisor	2,868	B	3,486	13.00	13.00
9140	Transit Manager I	3,387	B	4,117	11.00	11.00
9141	Transit Manager II	3,826	B	4,650	7.00	7.00
9145	Traffic Signal Electrician	4,088	B	4,088	2.00	2.00
9163	Transit Operator	1,513.8480	H	2,402.93	75.00	75.00
9179	Manager V, Municipal Transportation Agen	4,407	B	5,624	1.00	1.00
9504	Permit and Citation Clerk	2,161	B	2,627	4.00	4.00
9520	Transportation Safety Specialist	3,566	B	4,334	5.00	5.00
9704	Employment & Training Specialist III	2,632	B	3,199	1.00	1.00
9706	Employment & Training Specialist V	3,199	B	3,888	1.00	1.00
SubFund Total:					353.75	353.75
Subfund:	5M AAA PSF	MUNI RAILWAY PERSONNEL FUND				
1091	IT Operations Support Administrator I	1,932	B	2,348	1.00	1.00
1092	IT Operations Support Administrator II	2,269	B	2,758	1.00	1.00
1406	Senior Clerk	1,765	B	2,145	2.00	2.00
1823	Senior Administrative Analyst	3,208	B	3,899	1.00	1.00
1824	Principal Administrative Analyst	3,714	B	4,514	1.00	1.00

Annual Salary Ordinance 2015-2016 and 2016-2017

Budgeted Position Counts (FTE) by Department and Job Code

Job Code	Title	Low	Type	High	2015-2016 FTE	2016-2017 FTE
MTA MUNICIPAL TRANSPORTATION AGENCY						
Program:	BEG	AGENCY WIDE EXPENSES				
Subfund:	5M AAA PSF	MUNI RAILWAY PERSONNEL FUND				
5203	Assistant Engineer	3,162	B	3,844	6.00	6.00
5207	Associate Engineer	3,679	B	4,471	10.00	10.00
5211	Engineer/Architect/Landscape Architect S	4,929	B	5,991	2.00	2.00
5241	Engineer	4,258	B	5,176	4.00	4.00
5362	Engineering Assistant	2,360	B	2,868	1.00	1.00
5380	Student Design Trainee I, Arch., Engr.,	2,007	B	2,007	1.50	1.50
5381	Student Design Trainee II, Arch, Engr, &	2,155	B	2,155	2.00	2.00
7457	Sign Worker	2,130	B	2,589	1.00	1.00
9910	Public Service Trainee	0.00	C	0.00	1.00	1.00
SubFund Total:					34.50	34.50
Program Total:					406.67	406.54
Program:	BEN	RAIL & BUS SERVICES				
Subfund:	5M AAA AAA	MUNI-OPERATING-NON-PROJ-CONTROLLED FD				
1070	IS Project Director	4,352	B	5,473	1.00	1.00
1312	Public Information Officer	2,539	B	3,087	3.00	4.00
1404	Clerk	1,702	B	2,069	7.00	7.00
1406	Senior Clerk	1,765	B	2,145	1.00	1.00
1424	Clerk Typist	1,769	B	2,151	4.00	4.00
1426	Senior Clerk Typist	1,941	B	2,360	7.00	7.00
1444	Secretary I	1,849	B	2,247	3.00	3.00
1446	Secretary II	2,140	B	2,602	9.00	9.00
1450	Executive Secretary I	2,332	B	2,835	1.00	1.00
1452	Executive Secretary II	2,564	B	3,117	1.00	1.00
1454	Executive Secretary III	2,786	B	3,387	1.00	1.00
1760	Offset Machine Operator	1,970	B	2,395	1.00	1.00
1823	Senior Administrative Analyst	3,208	B	3,899	1.00	1.00
1824	Principal Administrative Analyst	3,714	B	4,514	3.00	3.00
1842	Management Assistant	2,533	B	3,080	2.00	2.00
2708	Custodian	1,778	B	2,161	47.00	47.00
2716	Custodial Assistant Supervisor	1,955	B	2,377	4.00	4.00
2719	Janitorial Services Assistant Supervisor	2,337	B	2,841	1.00	1.00

Annual Salary Ordinance 2015-2016 and 2016-2017

Budgeted Position Counts (FTE) by Department and Job Code

Job Code	Title	Low	Type	High	2015-2016 FTE	2016-2017 FTE
MTA MUNICIPAL TRANSPORTATION AGENCY						
Program:	BEN	RAIL & BUS SERVICES				
Subfund:	5M AAA AAA	MUNI-OPERATING-NON-PROJ-CONTROLLED FD				
3417	Gardener	2,079	B	2,527	3.00	3.00
5203	Assistant Engineer	3,162	B	3,844	1.00	1.00
5207	Associate Engineer	3,679	B	4,471	1.00	1.00
5211	Engineer/Architect/Landscape Architect S	4,929	B	5,991	1.00	1.00
5283	Planner V	4,695	B	5,707	1.00	1.00
5288	Transit Planner II	2,813	B	3,418	5.00	6.00
5289	Transit Planner III	3,337	B	4,056	4.00	4.00
5290	Transit Planner IV	3,957	B	4,810	3.00	3.00
5506	Project Manager III	6,737	B	6,737	1.00	1.00
6235	Heating And Ventilating Inspector	3,547	B	4,311	1.00	1.00
6252	Line Inspector	3,557	B	4,323	1.00	1.00
6318	Construction Inspector	3,194	B	3,881	1.00	1.00
7126	Mechanical Shop And Equipment Superinten	3,396	B	4,128	3.00	3.00
7205	Chief Stationary Engineer	4,122	B	4,122	2.00	2.00
7215	General Laborer Supervisor I	2,226	B	2,706	2.00	2.00
7216	Electrical Transit Shop Supervisor I	3,744	B	4,551	6.00	6.00
7219	Maintenance Scheduler	2,388	B	2,902	3.00	3.00
7225	Transit Paint Shop Supervisor I	4,121	B	4,121	1.00	1.00
7226	Carpenter Supervisor I	3,359	B	4,082	2.00	2.00
7228	Automotive Transit Shop Supervisor I	4,546	B	4,546	7.00	7.00
7235	Transit Power Line Supervisor I	3,503	B	4,258	8.00	8.00
7238	Electrician Supervisor I	3,460	B	4,206	1.00	1.00
7241	Senior Maintenance Controller	4,121	B	4,121	1.00	1.00
7242	Painter Supervisor I	2,847	B	3,653	1.00	1.00
7244	Power Plant Supervisor I	2,933	B	3,566	1.00	1.00
7249	Automotive Mechanic Supervisor I	4,121	B	4,121	6.00	6.00
7251	Track Maintenance Worker Supervisor I	2,693	B	3,273	9.00	9.00
7253	Electrical Transit Mechanic Supervisor I	3,396	B	4,128	4.00	4.00
7254	Automotive Machinist Supervisor I	4,121	B	4,121	1.00	1.00
7256	Electric Motor Repair Supervisor I	3,396	B	4,128	1.00	1.00
7258	Maintenance Machinist Supervisor I	4,121	B	4,121	2.00	2.00

Annual Salary Ordinance 2015-2016 and 2016-2017

Budgeted Position Counts (FTE) by Department and Job Code

Job Code	Title	Low	Type	High	2015-2016 FTE	2016-2017 FTE
MTA MUNICIPAL TRANSPORTATION AGENCY						
Program:	BEN RAIL & BUS SERVICES					
Subfund:	5M AAA AAA MUNI-OPERATING-NON-PROJ-CONTROLLED FD					
7262	Maintenance Planner	4,289	B	4,289	2.00	2.00
7264	Automotive Body And Fender Worker Superv	4,121	B	4,121	1.00	1.00
7274	Transit Power Line Worker Supervisor II	3,769	B	4,581	1.00	1.00
7286	Wire Rope Cable Maintenance Supervisor	3,799	B	3,799	1.00	1.00
7287	Supervising Electronic Maintenance Techn	3,931	B	4,779	3.00	3.00
7305	Metal Fabricator	2,459	B	2,989	1.00	1.00
7306	Automotive Body And Fender Worker	3,132	B	3,132	34.00	34.00
7309	Car And Auto Painter	3,132	B	3,132	16.00	16.00
7310	Transit Power Cable Splicer	3,418	B	4,155	2.00	2.00
7313	Automotive Machinist	3,168	B	3,168	22.00	22.00
7318	Electronic Maintenance Technician	3,396	B	4,128	137.00	137.00
7319	Electric Motor Repairer	2,660	B	3,234	7.00	7.00
7326	Glazier	2,752	B	3,346	3.00	3.00
7328	Operating Engineer, Universal	2,969	B	3,608	3.00	3.00
7329	Electronic Maint Technician Asst Sprv	3,679	B	4,471	13.00	13.00
7332	Maintenance Machinist	2,660	B	3,234	25.00	25.00
7334	Stationary Engineer	3,249	B	3,249	19.50	20.00
7335	Senior Stationary Engineer	3,682	B	3,682	3.00	3.00
7340	Maintenance Controller	3,738	B	3,738	9.00	9.00
7342	Locksmith	2,726	B	3,313	1.00	1.00
7344	Carpenter	2,726	B	3,313	10.00	10.00
7345	Electrician	3,072	B	3,734	5.00	5.00
7346	Painter	2,507	B	3,047	7.00	7.00
7347	Plumber	3,169	B	3,851	2.00	2.00
7355	Truck Driver	2,459	B	3,132	4.00	4.00
7358	Pattern Maker	2,862	B	3,479	1.00	1.00
7364	Power House Operator	2,442	B	2,969	5.00	5.00
7365	Senior Power House Operator	2,752	B	3,346	6.00	7.00
7366	Transit Power Line Worker	3,599	B	3,871	25.00	25.00
7371	Electical Transit System Mechanic	2,660	B	3,234	246.00	248.00
7376	Sheet Metal Worker	3,189	B	3,873	2.00	2.00

Annual Salary Ordinance 2015-2016 and 2016-2017

Budgeted Position Counts (FTE) by Department and Job Code

Job Code	Title	Low	Type	High	2015-2016 FTE	2016-2017 FTE
MTA MUNICIPAL TRANSPORTATION AGENCY						
Program:	BEN RAIL & BUS SERVICES					
Subfund:	5M AAA AAA MUNI-OPERATING-NON-PROJ-CONTROLLED FD					
7380	Electrical Transit Mechanic, Assistant S	3,080	B	3,744	26.00	26.00
7381	Automotive Mechanic	3,102	B	3,102	141.00	142.00
7382	Automotive Mechanic Assistant Supervisor	3,738	B	3,738	14.00	14.00
7390	Welder	2,679	B	3,256	12.00	12.00
7408	Assistant Power House Operator	1,941	B	2,360	2.00	2.00
7410	Automotive Service Worker	2,009	B	2,442	88.00	88.00
7412	Automotive Service Worker Assistant Sprv	2,209	B	2,685	3.00	3.00
7430	Assistant Electronic Maintenance Technician	2,933	B	3,566	2.00	2.00
7432	Electrical Line Helper	2,527	B	3,072	8.00	8.00
7434	Maintenance Machinist Helper	1,955	B	2,377	1.00	1.00
7454	Traffic Signal Operator	1,477	B	1,791	1.00	1.00
7458	Switch Repairer	2,151	B	2,614	13.00	13.00
7472	Wire Rope Cable Maintenance Mechanic	3,363	B	3,363	10.00	10.00
7510	Lighting Fixture Maintenance Worker	1,782	B	2,166	2.00	2.00
7514	General Laborer	2,009	B	2,442	28.00	28.00
7540	Track Maintenance Worker	2,048	B	2,490	37.50	38.00
9102	Transit Car Cleaner	1,975	B	2,401	111.00	111.00
9104	Transit Car Cleaner Assistant Supervisor	2,166	B	2,632	11.00	11.00
9126	Transit Traffic Checker	2,178	B	2,647	6.00	6.00
9128	Senior Transit Traffic Checker	2,342	B	2,847	1.00	1.00
9131	Station Agent, Municipal Railway	2,596	B	3,155	51.00	51.00
9139	Transit Supervisor	2,868	B	3,486	164.50	164.50
9140	Transit Manager I	3,387	B	4,117	9.00	9.00
9141	Transit Manager II	3,826	B	4,650	6.00	6.00
9150	Train Controller	3,320	B	4,036	25.00	25.00
9160	Transit Operations Specialist	3,537	B	4,299	10.00	10.00
9163	Transit Operator	1,513.8480	H	2,402.93	2,449.50	2,449.50
9172	Manager II, Municipal Transportation Age	3,547	B	4,527	8.00	8.00
9174	Manager IV, Municipal Transportation Age	4,106	B	5,241	7.00	7.00

Annual Salary Ordinance 2015-2016 and 2016-2017

Budgeted Position Counts (FTE) by Department and Job Code

Job Code	Title	Low	Type	High	2015-2016 FTE	2016-2017 FTE
MTA MUNICIPAL TRANSPORTATION AGENCY						
Program:	BEN RAIL & BUS SERVICES					
Subfund:	5M AAA AAA MUNI-OPERATING-NON-PROJ-CONTROLLED FD					
9177	Manager III, Municipal Transportation Ag	3,807	B	4,859	2.00	2.00
9179	Manager V, Municipal Transportation Agen	4,407	B	5,624	1.00	1.00
9180	Manager VI, Municipal Transportation Age	4,753	B	6,067	7.00	7.00
9181	Manager VII, Municipal Transportation Ag	5,101	B	6,510	1.00	1.00
9182	Manager VIII, Municipal Transportation Ag	5,460	B	6,968	4.00	4.00
9187	Deputy Director II Municipal Transportat	6,187	B	7,896	1.00	1.00
9197	Signal And Systems Engineer	5,828	B	5,828	1.00	1.00
TEMPM	Temporary - Miscellaneous	0.00	B	0.00	13.27	12.88
SubFund Total:					4,075.27	4,081.88
Subfund:	5M AAA PSF MUNI RAILWAY PERSONNEL FUND					
5174	Administrative Engineer	4,581	B	5,569	1.00	1.00
5207	Associate Engineer	3,679	B	4,471	2.00	2.00
5211	Engineer/Architect/Landscape Architect S	4,929	B	5,991	1.00	1.00
5212	Engineer/Architect Principal	5,722	B	6,955	2.00	2.00
5241	Engineer	4,258	B	5,176	4.00	4.00
6318	Construction Inspector	3,194	B	3,881	1.00	1.00
7319	Electric Motor Repairer	2,660	B	3,234	1.00	1.00
7332	Maintenance Machinist	2,660	B	3,234	2.00	2.00
7371	Electical Transit System Mechanic	2,660	B	3,234	10.00	10.00
9195	Light Rail Vehicle Equipment Engineer	4,258	B	5,176	1.00	1.00
9196	Senior Light Rail Vehicle Equipment Engi	4,929	B	5,991	1.00	1.00
SubFund Total:					26.00	26.00
Program Total:					4,101.27	4,107.88
Program:	BEV ACCESSIBLE SERVICES					
Subfund:	5M AAA AAA MUNI-OPERATING-NON-PROJ-CONTROLLED FD					
1444	Secretary I	1,849	B	2,247	1.00	1.00
5288	Transit Planner II	2,813	B	3,418	3.00	3.00
5289	Transit Planner III	3,337	B	4,056	1.00	1.00

Annual Salary Ordinance 2015-2016 and 2016-2017

Budgeted Position Counts (FTE) by Department and Job Code

Job Code	Title	Low	Type	High	2015-2016 FTE	2016-2017 FTE
MTA MUNICIPAL TRANSPORTATION AGENCY						
Program:	BEV	ACCESSIBLE SERVICES				
Subfund:	5M AAA AAA	MUNI-OPERATING-NON-PROJ-CONTROLLED FD				
5290	Transit Planner IV	3,957	B	4,810	1.00	1.00
9122	Transit Information Clerk	2,156	B	2,621	2.00	2.00
9124	Senior Transit Information Clerk	2,252	B	2,737	1.00	1.00
9174	Manager IV, Municipal Transportation Age	4,106	B	5,241	1.00	1.00
				SubFund Total:	10.00	10.00
				Program Total:	10.00	10.00
				MTA Department Total:	6,146.00	6,150.36

Annual Salary Ordinance 2015-2016 and 2016-2017

Budgeted Position Counts (FTE) by Department and Job Code

Job Code	Title	Low	Type	High	2015-2016 FTE	2016-2017 FTE
MYR MAYOR						
Program: FAB		COMMUNITY INVESTMENT				
Subfund: 1G AGF AAP		GF-ANNUAL PROJECT				
0890	Mayoral Staff X	2,862	B	3,479	0.77	1.00
0891	Mayoral Staff XI	3,080	B	3,744	3.00	3.00
9772	Community Development Specialist	2,607	B	3,169	1.00	1.00
9775	Senior Community Devl Specialist II	3,581	B	4,352	0.50	0.50
SubFund Total:					5.27	5.50
Subfund: 1G AGF WOF		GENERAL FUND WORK ORDER FUND				
1657	Accountant IV	3,574	B	4,343	1.00	1.00
5502	Project Manager I	4,796	B	4,796	1.00	1.00
SubFund Total:					2.00	2.00
Subfund: 2S CDB GNC		GRANTS; NON-PROJECT; CONTINUING				
0904	Mayoral Staff XVI	4,440	B	5,667	3.01	3.01
0905	Mayoral Staff XVII	4,789	B	6,112	1.00	1.00
0923	Manager II	3,807	B	4,859	1.00	1.00
9774	Senior Community Devl Specialist I	3,018	B	3,668	3.00	3.00
9775	Senior Community Devl Specialist II	3,581	B	4,352	3.50	3.50
0615	Dvlpmnt Spec (OCII)	3,717	B	4,519	1.00	1.00
SubFund Total:					12.51	12.51
Program Total:					19.78	20.01
Program: FAJ		NEIGHBORHOOD SERVICES				
Subfund: 1G AGF AAA		GF-NON-PROJECT-CONTROLLED				
0884	Mayoral Staff IV	1,844	B	2,242	3.00	3.00
0887	Mayoral Staff VII	2,287	B	2,779	3.00	3.00
9920	Public Service Aide - Assistant To Profe	1,444	B	1,444	0.75	0.75
SubFund Total:					6.75	6.75
Program Total:					6.75	6.75
Program: FEA		CITY ADMINISTRATION				
Subfund: 1G AGF AAA		GF-NON-PROJECT-CONTROLLED				
0882	Mayoral Staff II	1,596	B	1,936	1.00	1.00
0884	Mayoral Staff IV	1,844	B	2,242	1.00	1.00
0885	Mayoral Staff V	1,985	B	2,412	1.00	1.00
0886	Mayoral Staff VI	2,124	B	2,582	1.00	1.00
0887	Mayoral Staff VII	2,287	B	2,779	1.00	1.00

Annual Salary Ordinance 2015-2016 and 2016-2017

Budgeted Position Counts (FTE) by Department and Job Code

Job Code	Title	Low	Type	High	2015-2016 FTE	2016-2017 FTE
MYR MAYOR						
Program:	FEA	CITY ADMINISTRATION				
Subfund:	1G AGF AAA	GF-NON-PROJECT-CONTROLLED				
0889	Mayoral Staff IX	2,647	B	3,217	2.00	2.00
0890	Mayoral Staff X	2,862	B	3,479	1.20	1.20
0891	Mayoral Staff XI	3,080	B	3,744	0.50	0.50
0902	Mayoral Staff XIV	3,836	B	4,895	1.00	1.00
0904	Mayoral Staff XVI	4,440	B	5,667	1.00	1.00
0905	Mayoral Staff XVII	4,789	B	6,112	3.00	3.00
0922	Manager I	3,547	B	4,527	1.00	1.00
0931	Manager III	4,106	B	5,241	1.00	1.00
1190	Mayor	10,974	B	10,974	1.00	1.00
1426	Senior Clerk Typist	1,941	B	2,360	1.00	1.00
SubFund Total:					17.70	17.70
Subfund:	1G AGF WOF	GENERAL FUND WORK ORDER FUND				
0884	Mayoral Staff IV	1,844	B	2,242	1.00	1.00
0889	Mayoral Staff IX	2,647	B	3,217	3.00	3.00
0901	Mayoral Staff XIII	3,574	B	4,561	2.00	2.00
0902	Mayoral Staff XIV	3,836	B	4,895	2.00	2.00
0903	Mayoral Staff XV	4,137	B	5,280	2.00	2.00
0904	Mayoral Staff XVI	4,440	B	5,667	1.00	1.00
0905	Mayoral Staff XVII	4,789	B	6,112	1.00	1.00
SubFund Total:					12.00	12.00
Program Total:					29.70	29.70
Program:	FEY	PUBLIC POLICY & FINANCE				
Subfund:	1G AGF AAA	GF-NON-PROJECT-CONTROLLED				
0889	Mayoral Staff IX	2,647	B	3,217	1.00	1.00
0890	Mayoral Staff X	2,862	B	3,479	1.00	1.00
0891	Mayoral Staff XI	3,080	B	3,744	1.00	1.00
0892	Mayoral Staff XII	3,313	B	4,028	1.00	1.00
0901	Mayoral Staff XIII	3,574	B	4,561	4.00	4.00
0902	Mayoral Staff XIV	3,836	B	4,895	1.77	2.00
0903	Mayoral Staff XV	4,137	B	5,280	1.00	1.00
0905	Mayoral Staff XVII	4,789	B	6,112	1.00	1.00
SubFund Total:					11.77	12.00
Program Total:					11.77	12.00

Annual Salary Ordinance 2015-2016 and 2016-2017

Budgeted Position Counts (FTE) by Department and Job Code

Job Code	Title	Low	Type	High	2015-2016 FTE	2016-2017 FTE
MYR MAYOR						
Program:	FFC	AFFORDABLE HOUSING				
Subfund:	1G AGF ACP	GF-CONTINUING PROJECTS				
9770	Community Development Assistant	2,074	B	2,521	1.00	1.00
9774	Senior Community Devl Specialist I	3,018	B	3,668	3.00	3.00
9775	Senior Community Devl Specialist II	3,581	B	4,352	2.00	2.00
SubFund Total:					6.00	6.00
Subfund:	2S CDB GNC	GRANTS; NON-PROJECT; CONTINUING				
0902	Mayoral Staff XIV	3,836	B	4,895	1.00	1.00
0903	Mayoral Staff XV	4,137	B	5,280	6.30	6.30
0904	Mayoral Staff XVI	4,440	B	5,667	2.77	3.00
0905	Mayoral Staff XVII	4,789	B	6,112	0.88	0.88
1053	IS Business Analyst-Senior	3,409	B	4,289	1.00	1.00
1362	Special Assistant III	1,796	B	2,183	1.00	1.00
1657	Accountant IV	3,574	B	4,343	1.00	1.00
9770	Community Development Assistant	2,074	B	2,521	2.00	2.00
9772	Community Development Specialist	2,607	B	3,169	3.00	3.00
9774	Senior Community Devl Specialist I	3,018	B	3,668	13.96	13.96
9775	Senior Community Devl Specialist II	3,581	B	4,352	12.65	12.65
0615	Dvlpmnt Spec (OCII)	3,717	B	4,519	0.77	1.00
0670	Financial Sys Acctnt (OCII)	3,575	B	4,345	0.77	1.00
SubFund Total:					47.10	47.79
Subfund:	2S NDF AHF	AFFORDABLE HOUSING FUND-FEES				
0903	Mayoral Staff XV	4,137	B	5,280	0.60	0.60
0905	Mayoral Staff XVII	4,789	B	6,112	0.12	0.12
9770	Community Development Assistant	2,074	B	2,521	1.00	1.00
9772	Community Development Specialist	2,607	B	3,169	1.00	1.00
9774	Senior Community Devl Specialist I	3,018	B	3,668	0.35	0.35
9775	Senior Community Devl Specialist II	3,581	B	4,352	1.15	1.15
TEMPM	Temporary - Miscellaneous	0.00	B	0.00	0.44	0.43
SubFund Total:					4.66	4.65
Subfund:	2S ROF LMF	LMIHAF NON-BOND FUNDS				
1657	Accountant IV	3,574	B	4,343	0.00	0.00
5502	Project Manager I	4,796	B	4,796	0.00	0.00
9770	Community Development Assistant	2,074	B	2,521	1.00	1.00
9774	Senior Community Devl Specialist I	3,018	B	3,668	1.00	1.00

Annual Salary Ordinance 2015-2016 and 2016-2017

Budgeted Position Counts (FTE) by Department and Job Code

Job Code	Title	Low	Type	High	2015-2016 FTE	2016-2017 FTE
MYR MAYOR						
Program:	FFC	AFFORDABLE HOUSING				
Subfund:	2S ROF LMF	LMIHAF NON-BOND FUNDS				
0035	Management Assistant II (OCII)	2,534	B	3,080	1.00	1.00
SubFund Total:					3.00	3.00
Program Total:					60.76	61.44
Program:	FFG	PUBLIC FINANCE				
Subfund:	2S NDF SSL	SEISMIC SAFETY LOAN FUND-UMB BONDS				
0903	Mayoral Staff XV	4,137	B	5,280	0.10	0.10
9774	Senior Community Devl Specialist I	3,018	B	3,668	1.70	1.70
9775	Senior Community Devl Specialist II	3,581	B	4,352	0.20	0.20
SubFund Total:					2.00	2.00
Program Total:					2.00	2.00
Program:	FSP	OFFICE OF STRATEGIC PARTNERSHIPS				
Subfund:	1G AGF ACP	GF-CONTINUING PROJECTS				
0903	Mayoral Staff XV	4,137	B	5,280	0.50	0.50
SubFund Total:					0.50	0.50
Subfund:	2S GSF GPC	GRANTS; PROJECT; CONTINUING				
0890	Mayoral Staff X	2,862	B	3,479	0.23	0.00
0902	Mayoral Staff XIV	3,836	B	4,895	0.23	0.00
0903	Mayoral Staff XV	4,137	B	5,280	0.50	0.50
SubFund Total:					0.96	0.50
Program Total:					1.46	1.00
MYR Department Total:					132.22	132.90

Annual Salary Ordinance 2015-2016 and 2016-2017

Budgeted Position Counts (FTE) by Department and Job Code

Job Code	Title	Low	Type	High	2015-2016 FTE	2016-2017 FTE
PAB BOARD OF APPEALS						
Program:	BAH	APPEALS PROCESSING				
Subfund:	1G AGF AAA	GF-NON-PROJECT-CONTROLLED				
0112	Board/Commission Member, Group III	4,000	D	4,120	0.00	0.00
0961	Department Head I	4,407	B	5,624	1.00	1.00
1426	Senior Clerk Typist	1,941	B	2,360	0.00	0.00
8106	Legal Process Clerk	1,849	B	2,247	3.00	3.00
8173	Legal Assistant	2,627	B	3,193	1.00	1.00
SubFund Total:					5.00	5.00
Program Total:					5.00	5.00
PAB Department Total:					5.00	5.00

Annual Salary Ordinance 2015-2016 and 2016-2017

Budgeted Position Counts (FTE) by Department and Job Code

Job Code	Title	Low	Type	High	2015-2016 FTE	2016-2017 FTE
PDR PUBLIC DEFENDER						
Program:	AIB	CRIMINAL AND SPECIAL DEFENSE				
Subfund:	1G AGF AAA	GF-NON-PROJECT-CONTROLLED				
0922	Manager I	3,547	B	4,527	0.00	0.00
0931	Manager III	4,106	B	5,241	2.00	2.00
1023	IS Administrator III	3,353	B	4,075	1.77	2.00
1043	IS Engineer-Senior	4,046	B	5,087	2.00	2.00
1406	Senior Clerk	1,765	B	2,145	2.00	2.00
1426	Senior Clerk Typist	1,941	B	2,360	2.00	2.00
1430	Transcriber Typist	1,941	B	2,360	1.00	1.00
1458	Legal Secretary I	2,483	B	3,018	1.00	1.00
1512	Conf Sec'y And Exec Asst To Public Defen	2,983	B	3,626	0.00	0.00
1632	Senior Account Clerk	2,115	B	2,571	1.00	1.00
1708	Senior Telephone Operator	1,862	B	2,264	1.17	1.17
2910	Social Worker	2,178	B	2,647	6.00	6.00
2940	Protective Services Worker	2,933	B	3,744	1.00	1.00
8106	Legal Process Clerk	1,849	B	2,247	6.00	6.00
8108	Senior Legal Process Clerk	2,028	B	2,466	3.00	3.00
8142	Public Defender's Investigator	2,940	B	3,574	11.00	11.00
8143	Senior Public Defender's Investigator	3,194	B	3,881	7.00	7.00
8173	Legal Assistant	2,627	B	3,193	16.00	16.00
8177	Attorney (Civil/Criminal)	4,021	B	7,044	78.77	79.00
8182	Head Attorney, Civil And Criminal	6,231	B	7,574	12.00	12.00
8193	Chief Attorney I (Civil & Criminal)	6,936	B	8,430	1.00	1.00
8196	Public Defender	8,775	B	8,775	1.00	1.00
8446	Court Alternative Specialist I	2,215	B	2,693	3.00	3.00
8452	Criminal Justice Specialist II	3,018	B	3,668	6.00	6.00
TEMPM	Temporary - Miscellaneous	0.00	B	0.00	0.92	0.88
SubFund Total:					166.63	167.05
Program Total:					166.63	167.05
Program:	AKI	GRANT SERVICES				
Subfund:	2S PPF GNC	GRANTS; NON-PROJECT; CONTINUING				
2910	Social Worker	2,178	B	2,647	0.98	0.98
TEMPM	Temporary - Miscellaneous	0.00	B	0.00	1.23	1.20
SubFund Total:					2.21	2.18

Annual Salary Ordinance 2015-2016 and 2016-2017

Budgeted Position Counts (FTE) by Department and Job Code

Job Code	Title	Low	Type	High	2015-2016 FTE	2016-2017 FTE
PDR	PUBLIC DEFENDER					
Program:	AKI		GRANT SERVICES			
				Program Total:	2.21	2.18
			PDR	Department Total:	168.84	169.23

Annual Salary Ordinance 2015-2016 and 2016-2017

Budgeted Position Counts (FTE) by Department and Job Code

Job Code	Title	Low	Type	High	2015-2016 FTE	2016-2017 FTE
POL POLICE						
Program:	AC5	AIRPORT POLICE				
Subfund:	5A AAA AAA	SFIA-OPERATING-NON-PROJ-CONTROLLED FD				
0402	Deputy Chief III	10,332	B	10,332	1.00	1.00
0490	Commander III	8,397	B	8,397	1.00	1.00
1094	IT Operations Support Administrator IV	3,353	B	4,075	2.00	2.00
1220	Payroll Clerk	2,178	B	2,647	1.00	1.00
1222	Senior Payroll And Personnel Clerk	2,388	B	2,902	1.00	1.00
1426	Senior Clerk Typist	1,941	B	2,360	3.00	3.00
1430	Transcriber Typist	1,941	B	2,360	1.00	1.00
1450	Executive Secretary I	2,332	B	2,835	1.00	1.00
1452	Executive Secretary II	2,564	B	3,117	1.00	1.00
1842	Management Assistant	2,533	B	3,080	2.00	2.00
8217	Comm Pol Svcs Aide Supervisor	2,472	B	3,005	13.08	14.00
9209	Community Police Services Aide	2,135	B	2,596	161.47	173.00
Q004	Police Officer III	3,289	B	4,573	143.00	143.00
Q052	Sergeant III	5,307	B	5,307	27.00	27.00
Q062	Lieutenant III	6,062	B	6,062	10.00	10.00
Q082	Captain III	7,660	B	7,660	3.00	3.00
TEMPM	Temporary - Miscellaneous	0.00	B	0.00	0.01	0.01
SubFund Total:					371.56	384.01
Program Total:					371.56	384.01
Program:	ACB	INVESTIGATIONS				
Subfund:	1G AGF AAA	GF-NON-PROJECT-CONTROLLED				
0490	Commander III	8,397	B	8,397	1.00	1.00
0922	Manager I	3,547	B	4,527	1.00	1.00
0933	Manager V	4,753	B	6,067	1.00	1.00
1063	IS Programmer Analyst-Senior	3,089	B	3,890	0.00	0.00
1406	Senior Clerk	1,765	B	2,145	4.00	4.00
1424	Clerk Typist	1,769	B	2,151	12.00	12.00
1426	Senior Clerk Typist	1,941	B	2,360	0.00	0.00
1444	Secretary I	1,849	B	2,247	1.00	1.00
1446	Secretary II	2,140	B	2,602	4.00	4.00
1452	Executive Secretary II	2,564	B	3,117	1.00	1.00
1770	Photographer	2,074	B	2,521	1.00	1.00

Annual Salary Ordinance 2015-2016 and 2016-2017

Budgeted Position Counts (FTE) by Department and Job Code

Job Code	Title	Low	Type	High	2015-2016 FTE	2016-2017 FTE
POL POLICE						
Program:	ACB	INVESTIGATIONS				
Subfund:	1G AGF AAA	GF-NON-PROJECT-CONTROLLED				
5322	Graphic Artist	2,014	B	2,449	1.00	1.00
8249	Fingerprint Technician I	1,955	B	2,377	7.00	7.00
8250	Fingerprint Technician II	2,115	B	2,571	7.00	7.00
8251	Fingerprint Technician III	2,274	B	2,764	5.00	5.00
8259	Criminalist I	2,654	B	3,226	5.00	5.00
8260	Criminalist II	3,574	B	4,343	19.00	19.00
8262	Criminalist III	4,561	B	5,544	7.00	7.00
8263	Crime Laboratory Manager	4,695	B	5,707	0.00	0.00
Q004	Police Officer III	3,289	B	4,573	81.00	81.00
Q052	Sergeant III	5,307	B	5,307	247.00	247.00
Q062	Lieutenant III	6,062	B	6,062	10.00	10.00
Q082	Captain III	7,660	B	7,660	2.00	2.00
SubFund Total:					417.00	417.00
Subfund:	2S PPF PDF	SFPD-AUTOMATED FINGERPRINT ID FUND				
0933	Manager V	4,753	B	6,067	1.00	1.00
1043	IS Engineer-Senior	4,046	B	5,087	1.00	1.00
8260	Criminalist II	3,574	B	4,343	2.00	2.00
8262	Criminalist III	4,561	B	5,544	1.00	1.00
SubFund Total:					5.00	5.00
Program Total:					422.00	422.00
Program:	ACM	OPERATIONS AND ADMINISTRATION				
Subfund:	1G AGF AAA	GF-NON-PROJECT-CONTROLLED				
0114	Board/Commission Member, Group V	8,000	M	8,240	0.00	0.00
0390	Chief Of Police	11,825	B	11,825	1.00	1.00
0402	Deputy Chief III	10,332	B	10,332	1.00	1.00
0922	Manager I	3,547	B	4,527	1.00	1.00
0931	Manager III	4,106	B	5,241	1.00	1.00
0933	Manager V	4,753	B	6,067	2.00	2.00
0941	Manager VI	5,101	B	6,510	2.00	2.00
0953	Deputy Director III	5,101	B	6,510	1.77	2.00
1042	IS Engineer-Journey	3,649	B	4,591	1.00	1.00
1043	IS Engineer-Senior	4,046	B	5,087	4.54	5.00
1044	IS Engineer-Principal	4,352	B	5,473	2.00	2.00

Annual Salary Ordinance 2015-2016 and 2016-2017

Budgeted Position Counts (FTE) by Department and Job Code

Job Code	Title	Low	Type	High	2015-2016 FTE	2016-2017 FTE
POL	POLICE					
Program:	ACM	OPERATIONS AND ADMINISTRATION				
Subfund:	1G AGF AAA	GF-NON-PROJECT-CONTROLLED				
1052	IS Business Analyst	2,945	B	3,705	2.00	2.00
1053	IS Business Analyst-Senior	3,409	B	4,289	2.00	2.00
1054	IS Business Analyst-Principal	3,948	B	4,965	3.00	3.00
1062	IS Programmer Analyst	2,543	B	3,199	4.00	4.00
1063	IS Programmer Analyst-Senior	3,089	B	3,890	3.00	3.00
1070	IS Project Director	4,352	B	5,473	3.00	3.00
1071	IS Manager	4,568	B	6,507	1.00	1.00
1092	IT Operations Support Administrator II	2,269	B	2,758	1.00	1.00
1093	IT Operations Support Administrator III	2,758	B	3,353	3.77	4.00
1094	IT Operations Support Administrator IV	3,353	B	4,075	4.00	4.00
1202	Personnel Clerk	1,895	B	2,303	2.00	2.00
1203	Personnel Technician	2,297	B	2,793	2.00	2.00
1209	Benefits Technician	2,004	B	2,435	1.00	1.00
1222	Senior Payroll And Personnel Clerk	2,388	B	2,902	7.23	7.00
1224	Principal Payroll And Personnel Clerk	2,632	B	3,199	1.23	1.00
1231	EEO Programs Senior Specialist	3,557	B	4,323	1.00	1.00
1241	Personnel Analyst	2,372	B	3,491	3.54	4.00
1244	Senior Personnel Analyst	3,353	B	4,075	2.00	2.00
1406	Senior Clerk	1,765	B	2,145	13.00	13.00
1408	Principal Clerk	2,332	B	2,835	1.00	1.00
1410	Chief Clerk	2,672	B	3,248	2.00	2.00
1424	Clerk Typist	1,769	B	2,151	23.46	23.00
1426	Senior Clerk Typist	1,941	B	2,360	12.00	12.00
1446	Secretary II	2,140	B	2,602	3.00	3.00
1450	Executive Secretary I	2,332	B	2,835	1.00	1.00
1452	Executive Secretary II	2,564	B	3,117	1.00	1.00
1454	Executive Secretary III	2,786	B	3,387	1.00	1.00
1460	Legal Secretary II	2,672	B	3,248	1.00	1.00
1630	Account Clerk	1,827	B	2,221	1.00	1.00
1632	Senior Account Clerk	2,115	B	2,571	3.00	3.00
1652	Accountant II	2,551	B	3,101	1.00	1.00
1654	Accountant III	3,087	B	3,752	1.77	2.00

Annual Salary Ordinance 2015-2016 and 2016-2017

Budgeted Position Counts (FTE) by Department and Job Code

Job Code	Title	Low	Type	High	2015-2016 FTE	2016-2017 FTE
POL POLICE						
Program:	ACM	OPERATIONS AND ADMINISTRATION				
Subfund:	1G AGF AAA	GF-NON-PROJECT-CONTROLLED				
1657	Accountant IV	3,574	B	4,343	1.00	1.00
1760	Offset Machine Operator	1,970	B	2,395	1.00	1.00
1766	Media Production Technician	2,019	B	2,454	2.54	3.00
1822	Administrative Analyst	2,752	B	3,346	7.00	7.00
1823	Senior Administrative Analyst	3,208	B	3,899	6.00	6.00
1824	Principal Administrative Analyst	3,714	B	4,514	4.00	4.00
1842	Management Assistant	2,533	B	3,080	5.00	5.00
1934	Storekeeper	1,862	B	2,264	8.00	8.00
1938	Stores And Equipment Assistant Superviso	2,412	B	2,933	1.00	1.00
1942	Assistant Materials Coordinator	3,132	B	3,807	11.00	11.00
2230	Physician Specialist	5,911	B	8,369	1.00	1.00
7262	Maintenance Planner	4,289	B	4,289	1.00	1.00
7410	Automotive Service Worker	2,069	B	2,514	5.00	5.00
7412	Automotive Service Worker Assistant Sprv	2,274	B	2,764	1.00	1.00
8108	Senior Legal Process Clerk	2,028	B	2,466	5.00	5.00
8139	Industrial Injury Investigator	2,424	B	2,946	1.00	1.00
8173	Legal Assistant	2,627	B	3,193	5.31	6.00
8177	Attorney (Civil/Criminal)	4,021	B	7,044	4.00	4.00
8259	Criminalist I	2,654	B	3,226	0.00	0.00
8274	Police Cadet	1,279	B	1,550	1.00	1.00
9209	Community Police Services Aide	2,135	B	2,596	19.62	21.00
9772	Community Development Specialist	2,607	B	3,169	0.00	0.00
Q004	Police Officer III	3,289	B	4,573	100.00	100.00
Q052	Sergeant III	5,307	B	5,307	34.00	34.00
Q062	Lieutenant III	6,062	B	6,062	14.00	14.00
Q082	Captain III	7,660	B	7,660	1.00	1.00
TEMPM	Temporary - Miscellaneous	0.00	B	0.00	0.90	0.87
SubFund Total:					369.68	372.87
Program Total:					369.68	372.87
Program:	ACP	WORK ORDER SERVICES				
Subfund:	1G AGF WOF	GENERAL FUND WORK ORDER FUND				
0490	Commander III	8,397	B	8,397	1.00	1.00

Annual Salary Ordinance 2015-2016 and 2016-2017

Budgeted Position Counts (FTE) by Department and Job Code

Job Code	Title	Low	Type	High	2015-2016 FTE	2016-2017 FTE
POL POLICE						
Program:	ACP	WORK ORDER SERVICES				
Subfund:	1G AGF WOF	GENERAL FUND WORK ORDER FUND				
0922	Manager I	3,547	B	4,527	1.00	1.00
1424	Clerk Typist	1,769	B	2,151	1.00	1.00
1823	Senior Administrative Analyst	3,208	B	3,899	1.00	1.00
1824	Principal Administrative Analyst	3,714	B	4,514	1.00	1.00
8202	Security Guard	1,634	B	1,985	1.01	1.01
Q004	Police Officer III	3,289	B	4,573	21.00	21.00
Q052	Sergeant III	5,307	B	5,307	3.00	3.00
Q082	Captain III	7,660	B	7,660	3.00	3.00
SubFund Total:					33.01	33.01
Program Total:					33.01	33.01
Program:	ACV	OFFICE OF CITIZEN COMPLAINTS				
Subfund:	1G AGF AAA	GF-NON-PROJECT-CONTROLLED				
0951	Deputy Director I	3,547	B	4,527	1.00	1.00
0961	Department Head I	4,407	B	5,624	1.00	1.00
1051	IS Business Analyst-Assistant	2,543	B	3,199	0.77	1.00
1052	IS Business Analyst	2,945	B	3,705	1.00	1.00
1408	Principal Clerk	2,332	B	2,835	1.00	1.00
1424	Clerk Typist	1,769	B	2,151	3.00	3.00
1426	Senior Clerk Typist	1,941	B	2,360	2.00	2.00
1450	Executive Secretary I	2,332	B	2,835	1.00	1.00
1632	Senior Account Clerk	2,115	B	2,571	1.00	1.00
8124	Investigator, Office Of Citizen Complain	2,940	B	3,574	17.77	18.00
8126	Senior Investigator, Office Of Citizen C	3,226	B	3,921	3.77	4.00
8177	Attorney (Civil/Criminal)	4,021	B	7,044	4.77	5.00
TEMPM	Temporary - Miscellaneous	0.00	B	0.00	0.23	0.23
SubFund Total:					38.31	39.23
Program Total:					38.31	39.23
Program:	ACX	PATROL				
Subfund:	1G AGF AAA	GF-NON-PROJECT-CONTROLLED				
0402	Deputy Chief III	10,332	B	10,332	3.00	3.00
0490	Commander III	8,397	B	8,397	2.00	2.00
1406	Senior Clerk	1,765	B	2,145	1.00	1.00

Annual Salary Ordinance 2015-2016 and 2016-2017

Budgeted Position Counts (FTE) by Department and Job Code

Job Code	Title	Low	Type	High	2015-2016 FTE	2016-2017 FTE
POL POLICE						
Program:	ACX	PATROL				
Subfund:	1G AGF AAA	GF-NON-PROJECT-CONTROLLED				
1408	Principal Clerk	2,332	B	2,835	2.00	2.00
1424	Clerk Typist	1,769	B	2,151	4.00	4.00
1426	Senior Clerk Typist	1,941	B	2,360	4.00	4.00
1444	Secretary I	1,849	B	2,247	1.00	1.00
1446	Secretary II	2,140	B	2,602	2.00	2.00
1452	Executive Secretary II	2,564	B	3,117	1.00	1.00
1822	Administrative Analyst	2,752	B	3,346	4.00	4.00
1823	Senior Administrative Analyst	3,208	B	3,899	1.00	1.00
1842	Management Assistant	2,533	B	3,080	1.00	1.00
1844	Senior Management Assistant	2,902	B	3,527	0.00	0.00
3310	Stable Attendant	1,765	B	2,145	6.00	6.00
7410	Automotive Service Worker	2,069	B	2,514	9.00	9.00
8274	Police Cadet	1,279	B	1,550	14.00	14.00
9209	Community Police Services Aide	2,135	B	2,596	51.00	51.00
Q004	Police Officer III	3,289	B	4,573	1,519.00	1,519.00
Q052	Sergeant III	5,307	B	5,307	187.00	187.00
Q062	Lieutenant III	6,062	B	6,062	69.00	69.00
Q082	Captain III	7,660	B	7,660	22.00	22.00
				SubFund Total:	1,903.00	1,903.00
Subfund:	1G AGF ACP	GF-CONTINUING PROJECTS				
8274	Police Cadet	1,279	B	1,550	6.50	6.50
				SubFund Total:	6.50	6.50
Subfund:	2S PPF PDO	TRAFFIC OFFENDER FUND				
Q004	Police Officer III	3,289	B	4,573	1.00	1.00
				SubFund Total:	1.00	1.00
Subfund:	2S PPF SRC	PUBLIC PROTECTION-STATE RECURRING GRANTS				
TEMPM	Temporary - Miscellaneous	0.00	B	0.00	1.03	1.00
				SubFund Total:	1.03	1.00
Subfund:	7E GIF GIF	ETF-GIFT FUND				
8274	Police Cadet	1,279	B	1,550	7.00	7.00
				SubFund Total:	7.00	7.00
				Program Total:	1,918.53	1,918.50
Program:	BIV	EMERGENCY SERVICES				

Annual Salary Ordinance 2015-2016 and 2016-2017

Budgeted Position Counts (FTE) by Department and Job Code

Job Code	Title	Low	Type	High	2015-2016 FTE	2016-2017 FTE
POL	POLICE					
Program:	BIV					EMERGENCY SERVICES
Subfund:	2S PPF HLS					HOMELAND SECURITY
1824	Principal Administrative Analyst	3,714	B	4,514	0.00	0.00
Q052	Sergeant III	5,307	B	5,307	0.00	0.00
Q082	Captain III	7,660	B	7,660	0.00	0.00
				SubFund Total:	0.00	0.00
				Program Total:	0.00	0.00
				POL Department Total:	3,153.09	3,169.62

Annual Salary Ordinance 2015-2016 and 2016-2017

Budgeted Position Counts (FTE) by Department and Job Code

Job Code	Title	Low	Type	High	2015-2016 FTE	2016-2017 FTE
PRT	PORT					
Program:	BK9	ENGINEERING & ENVIRONMENTAL				
Subfund:	5P AAA AAA	PORT-OPERATING-NON-PROJ-CONTROLLED FD				
0954	Deputy Director IV	5,809	B	7,414	1.00	1.00
1450	Executive Secretary I	2,332	B	2,835	1.00	1.00
5174	Administrative Engineer	4,581	B	5,569	1.00	1.00
5203	Assistant Engineer	3,162	B	3,844	1.00	1.00
5207	Associate Engineer	3,679	B	4,471	3.00	3.00
5211	Engineer/Architect/Landscape Architect S	4,929	B	5,991	1.00	1.00
5212	Engineer/Architect Principal	5,722	B	6,955	1.00	1.00
5218	Structural Engineer	4,695	B	5,707	1.00	1.00
5241	Engineer	4,258	B	5,176	6.00	6.00
5266	Architectural Associate II	3,679	B	4,471	1.00	1.00
5268	Architect	4,258	B	5,176	1.00	1.00
5312	Survey Assistant II	2,666	B	3,241	1.00	1.00
5314	Survey Associate	3,072	B	3,734	1.00	1.00
5366	Engineering Associate II	3,027	B	3,679	1.00	1.00
6318	Construction Inspector	3,194	B	3,881	2.00	2.00
6331	Building Inspector	3,547	B	4,311	2.00	2.00
6334	Chief Building Inspector	4,311	B	5,241	1.00	1.00
TEMPM	Temporary - Miscellaneous	0.00	B	0.00	0.49	0.47
				SubFund Total:	26.49	26.47
				Program Total:	26.49	26.47
Program:	BKD	MARITIME OPERATIONS & MARKETING				
Subfund:	5P AAA AAA	PORT-OPERATING-NON-PROJ-CONTROLLED FD				
0931	Manager III	4,106	B	5,241	1.00	1.00
0932	Manager IV	4,407	B	5,624	1.00	1.00
0953	Deputy Director III	5,101	B	6,510	1.00	1.00
1408	Principal Clerk	2,332	B	2,835	1.00	1.00
1824	Principal Administrative Analyst	3,714	B	4,514	1.00	1.00
9355	Wharfinger I	2,354	B	2,862	1.00	1.00
9356	Wharfinger II	2,706	B	3,289	3.00	3.00
9376	Market Research Specialists, Port	3,027	B	3,679	1.00	1.00
9393	Maritime Marketing Representative	3,696	B	4,492	3.00	3.00
TEMPM	Temporary - Miscellaneous	0.00	B	0.00	0.73	0.71

Annual Salary Ordinance 2015-2016 and 2016-2017

Budgeted Position Counts (FTE) by Department and Job Code

Job Code	Title	Low	Type	High	2015-2016 FTE	2016-2017 FTE	
PRT	PORT						
Program:	BKD	MARITIME OPERATIONS & MARKETING					
Subfund:	5P AAA AAA	PORT-OPERATING-NON-PROJ-CONTROLLED FD					
SubFund Total:					13.73	13.71	
Subfund:	5P SBH AAP	PORT-SOUTH BEACH HARBOR-ANNUAL PROJECTS					
0030	Management Assistant III (OCII)	2,905	B	3,531	1.00	1.00	
0740	Harbormaster (OCII)	3,728	B	4,531	1.00	1.00	
0840	Harbor Attendant (OCII)	2,011	B	2,444	3.00	3.00	
0865	Harbor Office Assistant (OCII)	1,772	B	2,152	1.60	1.60	
0890	Harbor Security Officer (OCII)	1,637	B	1,986	2.00	2.00	
R030	Management Assistant III (SFRA)	2,737	B	3,427	0.00	0.00	
R740	Harbormaster (SFRA)	3,513	B	4,398	0.00	0.00	
R840	Harbor Attendant (SFRA)	1,895	B	2,372	0.00	0.00	
R865	Harbor Office Assistant (SFRA)	1,670	B	2,089	0.00	0.00	
R890	Harbor Security Officer (SFRA)	1,543	B	1,927	0.00	0.00	
SubFund Total:					8.60	8.60	
Program Total:					22.33	22.31	
Program:	BKO	ADMINISTRATION					
Subfund:	5P AAA AAA	PORT-OPERATING-NON-PROJ-CONTROLLED FD					
0114	Board/Commission Member, Group V	8,000	M	8,240	0.00	0.00	
0923	Manager II	3,807	B	4,859	3.00	3.00	
0932	Manager IV	4,407	B	5,624	3.00	3.00	
0933	Manager V	4,753	B	6,067	2.00	2.00	
0953	Deputy Director III	5,101	B	6,510	1.00	1.00	
1042	IS Engineer-Journey	3,649	B	4,591	2.00	2.00	
1043	IS Engineer-Senior	4,046	B	5,087	1.00	1.00	
1053	IS Business Analyst-Senior	3,409	B	4,289	1.00	1.00	
1054	IS Business Analyst-Principal	3,948	B	4,965	1.00	1.00	
1070	IS Project Director	4,352	B	5,473	1.00	1.00	
1204	Senior Personnel Clerk	2,194	B	2,666	1.00	1.00	
1222	Senior Payroll And Personnel Clerk	2,388	B	2,902	2.00	2.00	
1241	Personnel Analyst	2,372	B	3,491	1.00	1.00	
1244	Senior Personnel Analyst	3,353	B	4,075	2.00	2.00	
1406	Senior Clerk	1,765	B	2,145	1.00	1.00	
1408	Principal Clerk	2,332	B	2,835	2.00	2.00	
1426	Senior Clerk Typist	1,941	B	2,360	1.00	1.00	

Annual Salary Ordinance 2015-2016 and 2016-2017

Budgeted Position Counts (FTE) by Department and Job Code

Job Code	Title	Low	Type	High	2015-2016 FTE	2016-2017 FTE
PRT	PORT					
Program:	BKO	ADMINISTRATION				
Subfund:	5P AAA AAA	PORT-OPERATING-NON-PROJ-CONTROLLED FD				
1450	Executive Secretary I	2,332	B	2,835	1.00	1.00
1632	Senior Account Clerk	2,115	B	2,571	3.00	3.00
1634	Principal Account Clerk	2,388	B	2,902	1.00	1.00
1652	Accountant II	2,551	B	3,101	5.00	5.00
1654	Accountant III	3,087	B	3,752	3.00	3.00
1822	Administrative Analyst	2,752	B	3,346	1.00	1.00
1824	Principal Administrative Analyst	3,714	B	4,514	6.00	6.00
1842	Management Assistant	2,533	B	3,080	1.00	1.00
1934	Storekeeper	1,862	B	2,264	2.00	2.00
1936	Senior Storekeeper	1,985	B	2,412	1.00	1.00
5502	Project Manager I	4,796	B	4,796	1.00	1.00
5504	Project Manager II	5,550	B	5,550	1.00	1.00
9399	Port Director	10,077	B	10,077	1.00	1.00
AC35	Board/Commission Secretary 3	3,426	B	4,164	1.00	1.00
TEMPM	Temporary - Miscellaneous	0.00	B	0.00	2.80	2.72
SubFund Total:					55.80	55.72
Program Total:					55.80	55.72
Program:	BKW	PLANNING & DEVELOPMENT				
Subfund:	5P AAA AAA	PORT-OPERATING-NON-PROJ-CONTROLLED FD				
0923	Manager II	3,807	B	4,859	3.00	3.00
0931	Manager III	4,106	B	5,241	3.00	3.00
0932	Manager IV	4,407	B	5,624	2.00	2.00
0953	Deputy Director III	5,101	B	6,510	1.00	1.00
1450	Executive Secretary I	2,332	B	2,835	1.00	1.00
5277	Planner I	2,314	B	2,813	1.00	1.00
5283	Planner V	4,695	B	5,707	1.00	1.00
5291	Planner III	3,337	B	4,056	2.00	2.00
5293	Planner IV	3,957	B	4,810	1.00	1.00
5299	Planner IV-Environmental Review	3,957	B	4,810	1.00	1.00
9377	Feasibility Analyst, Port	3,147	B	3,826	1.00	1.00
TEMPM	Temporary - Miscellaneous	0.00	B	0.00	2.30	2.23
SubFund Total:					19.30	19.23
Program Total:					19.30	19.23

Annual Salary Ordinance 2015-2016 and 2016-2017

Budgeted Position Counts (FTE) by Department and Job Code

Job Code	Title	Low	Type	High	2015-2016 FTE	2016-2017 FTE
PRT	PORT					
Program:	BKY	MAINTENANCE				
Subfund:	5P AAA AAA	PORT-OPERATING-NON-PROJ-CONTROLLED FD				
0931	Manager III	4,106	B	5,241	2.00	2.00
0953	Deputy Director III	5,101	B	6,510	1.00	1.00
1406	Senior Clerk	1,765	B	2,145	1.00	1.00
1450	Executive Secretary I	2,332	B	2,835	1.00	1.00
1823	Senior Administrative Analyst	3,208	B	3,899	1.00	1.00
3417	Gardener	2,079	B	2,527	2.00	2.00
5177	Safety Officer	4,117	B	5,005	1.00	1.00
6139	Senior Industrial Hygienist	4,117	B	5,005	1.00	1.00
7205	Chief Stationary Engineer	4,122	B	4,122	1.00	1.00
7213	Plumber Supervisor I	3,566	B	4,334	1.00	1.00
7215	General Laborer Supervisor I	2,226	B	2,706	2.00	2.00
7226	Carpenter Supervisor I	3,359	B	4,082	1.00	1.00
7238	Electrician Supervisor I	3,460	B	4,206	1.00	1.00
7242	Painter Supervisor I	2,847	B	3,653	1.00	1.00
7258	Maintenance Machinist Supervisor I	4,121	B	4,121	1.00	1.00
7262	Maintenance Planner	4,289	B	4,289	1.00	1.00
7282	Street Repair Supervisor II	3,189	B	3,873	1.00	1.00
7328	Operating Engineer, Universal	2,969	B	3,608	1.00	1.00
7332	Maintenance Machinist	2,660	B	3,234	2.00	2.00
7334	Stationary Engineer	3,249	B	3,249	2.00	2.00
7344	Carpenter	2,726	B	3,313	4.00	4.00
7345	Electrician	3,064	B	3,724	4.00	4.00
7346	Painter	2,507	B	3,047	4.00	4.00
7347	Plumber	3,169	B	3,851	6.00	6.00
7355	Truck Driver	2,459	B	3,132	4.00	4.00
7376	Sheet Metal Worker	3,189	B	3,873	3.00	3.00
7395	Ornamental Iron Worker	2,632	B	3,199	4.00	4.00
7404	Asphalt Finisher	2,120	B	2,577	1.00	1.00
7502	Asphalt Worker	2,048	B	2,490	2.00	2.00
7514	General Laborer	2,009	B	2,442	16.00	16.00
9329	Apprentice Pile Worker II	2,822	B	3,351	1.00	1.00
9330	Pile Worker	2,902	B	3,527	11.00	11.00
9331	Piledriver Engine Operator	3,012	B	3,661	2.00	2.00

Annual Salary Ordinance 2015-2016 and 2016-2017

Budgeted Position Counts (FTE) by Department and Job Code

Job Code	Title	Low	Type	High	2015-2016 FTE	2016-2017 FTE
PRT	PORT					
Program:	BKY					
	MAINTENANCE					
Subfund:	5P AAA AAA					
	PORT-OPERATING-NON-PROJ-CONTROLLED FD					
9332	Piledriver Supervisor I	3,248	B	3,948	3.00	3.00
9342	Ornamental Iron Worker Supervisor I	2,989	B	3,633	1.00	1.00
9343	Roofer	2,545	B	3,093	4.00	4.00
9344	Roofer Supervisor I	2,933	B	3,566	1.00	1.00
9345	Sheet Metal Supervisor I	3,566	B	4,334	1.00	1.00
9346	Fusion Welder	3,126	B	3,799	3.00	3.00
9354	Elevator and Crane Technician	3,547	B	4,311	2.00	2.00
9358	Crane Mechanic Supervisor	3,724	B	4,527	1.00	1.00
TEMPM	Temporary - Miscellaneous	0.00	B	0.00	1.32	1.28
					104.32	104.28
Subfund:	5P AAA AAP					
	PORT-OPERATING-ANNUAL PROJECTS					
1053	IS Business Analyst-Senior	3,409	B	4,289	1.00	1.00
1054	IS Business Analyst-Principal	3,948	B	4,965	3.50	3.50
					4.50	4.50
Subfund:	5P AAA ACP					
	PORT-CONTINUING PROJ-OPERATING FD					
1053	IS Business Analyst-Senior	3,409	B	4,289	1.00	1.00
5502	Project Manager I	4,796	B	4,796	1.00	1.00
5506	Project Manager III	6,737	B	6,737	1.00	1.00
7347	Plumber	3,169	B	3,851	4.00	4.00
7376	Sheet Metal Worker	3,189	B	3,873	4.00	4.00
9330	Pile Worker	2,902	B	3,527	8.00	8.00
9331	Piledriver Engine Operator	3,012	B	3,661	1.00	1.00
9332	Piledriver Supervisor I	3,248	B	3,948	1.00	1.00
9343	Roofer	2,545	B	3,093	2.00	2.00
					23.00	23.00
					131.82	131.78
Program:	BKZ					
	REAL ESTATE & MANAGEMENT					
Subfund:	5P AAA AAA					
	PORT-OPERATING-NON-PROJ-CONTROLLED FD					
0922	Manager I	3,547	B	4,527	1.00	1.00
0932	Manager IV	4,407	B	5,624	1.00	1.00
0953	Deputy Director III	5,101	B	6,510	1.00	1.00
1446	Secretary II	2,140	B	2,602	2.00	2.00
1822	Administrative Analyst	2,752	B	3,346	1.00	1.00

Annual Salary Ordinance 2015-2016 and 2016-2017

Budgeted Position Counts (FTE) by Department and Job Code

Job Code	Title	Low	Type	High	2015-2016 FTE	2016-2017 FTE
PRT	PORT					
Program:	BKZ REAL ESTATE & MANAGEMENT					
Subfund:	5P AAA AAA PORT-OPERATING-NON-PROJ-CONTROLLED FD					
1824	Principal Administrative Analyst	3,714	B	4,514	1.00	1.00
1842	Management Assistant	2,533	B	3,080	1.00	1.00
1844	Senior Management Assistant	2,902	B	3,527	1.00	1.00
4308	Senior Collections Officer	2,360	B	2,868	1.00	1.00
5602	Utility Specialist	3,284	B	4,854	1.00	1.00
5620	Regulatory Specialist	3,337	B	4,056	1.00	1.00
9386	Senior Property Manager, Port	3,844	B	4,672	3.00	3.00
9395	Property Manager, Port	3,313	B	4,028	7.00	7.00
		SubFund Total:			22.00	22.00
		Program Total:			22.00	22.00
		PRT Department Total:			277.74	277.51

Annual Salary Ordinance 2015-2016 and 2016-2017

Budgeted Position Counts (FTE) by Department and Job Code

Job Code	Title	Low	Type	High	2015-2016 FTE	2016-2017 FTE	
PUC PUBLIC UTILITIES COMMISSION							
Program:	BAX	WASTEWATER OPERATIONS					
Subfund:	5C AAA AAA	CWP-OPERATING-NON-PROJ-CONTROLLED FD					
1426	Senior Clerk Typist	1,941	B	2,360	1.00	1.00	
1452	Executive Secretary II	2,564	B	3,117	1.00	1.00	
1843	Exec Dir, Southeast Community Facility C	3,527	B	4,286	1.00	1.00	
1844	Senior Management Assistant	2,902	B	3,527	1.00	1.00	
7372	Stationary Engineer, Sewage Plant	3,583	B	3,583	1.00	1.00	
TEMPM	Temporary - Miscellaneous	0.00	B	0.00	0.48	0.46	
					SubFund Total:	5.48	5.46
					Program Total:	5.48	5.46
Program:	BCE	CUSTOMER SERVICES					
Subfund:	5W PUC OPF	PUC OPERATING FUND					
0922	Manager I	3,547	B	4,527	6.00	6.00	
0931	Manager III	4,106	B	5,241	2.00	2.00	
0941	Manager VI	5,101	B	6,510	1.00	1.00	
1053	IS Business Analyst-Senior	3,409	B	4,289	1.00	1.00	
1446	Secretary II	2,140	B	2,602	2.00	2.00	
1450	Executive Secretary I	2,332	B	2,835	1.00	1.00	
1466	Meter Reader	2,043	B	2,483	6.00	6.00	
1478	Senior Water Services Clerk	2,199	B	2,672	42.00	42.00	
1480	Principal Water Services Clerk	2,412	B	2,933	12.00	12.00	
1824	Principal Administrative Analyst	3,714	B	4,514	1.00	1.00	
4310	Commercial Division Assistant Supervisor	2,737	B	3,327	7.00	7.00	
4321	Cashier II	1,895	B	2,303	1.00	1.00	
4322	Cashier III	2,124	B	2,582	1.00	1.00	
5260	Architectural Assistant I	2,502	B	3,041	1.00	1.00	
5261	Architectural Assistant II	2,758	B	3,353	1.00	1.00	
5601	Utility Analyst	2,174	B	3,376	1.00	1.00	
7204	Chief Water Service Inspector	4,082	B	4,961	1.00	1.00	
7316	Water Service Inspector	3,199	B	3,888	17.00	17.00	
7317	Senior Water Service Inspector	3,703	B	4,500	5.00	5.00	
TEMPM	Temporary - Miscellaneous	0.00	B	0.00	0.63	0.61	
					SubFund Total:	109.63	109.61
					Program Total:	109.63	109.61

Annual Salary Ordinance 2015-2016 and 2016-2017

Budgeted Position Counts (FTE) by Department and Job Code

Job Code	Title	Low	Type	High	2015-2016 FTE	2016-2017 FTE
PUC PUBLIC UTILITIES COMMISSION						
Program:	BCR	GENERAL MANAGEMENT				
Subfund:	5W PUC OPF	PUC OPERATING FUND				
0114	Board/Commission Member, Group V	8,000	M	8,240	0.00	0.00
0922	Manager I	3,547	B	4,527	2.00	2.00
0923	Manager II	3,807	B	4,859	1.00	1.00
0931	Manager III	4,106	B	5,241	1.00	1.00
0933	Manager V	4,753	B	6,067	1.00	1.00
0941	Manager VI	5,101	B	6,510	3.00	3.00
0955	Deputy Director V	6,187	B	7,896	2.00	2.00
1450	Executive Secretary I	2,332	B	2,835	2.00	2.00
1454	Executive Secretary III	2,786	B	3,387	1.00	1.00
1822	Administrative Analyst	2,752	B	3,346	3.00	3.00
1823	Senior Administrative Analyst	3,208	B	3,899	4.00	4.00
1824	Principal Administrative Analyst	3,714	B	4,514	3.00	3.00
1825	Principial Administrative Analyst II	4,067	B	4,943	2.00	2.00
5382	Student Design Trainee III, Arch, Engr,	2,258	B	2,258	1.00	1.00
9989	Executive Contract Employee with FBP	0.00	C	0.00	1.00	1.00
TEMPM	Temporary - Miscellaneous	0.00	B	0.00	2.14	2.07
SubFund Total:					29.14	29.07
Program Total:					29.14	29.07
Program:	BCS	MANAGEMENT INFORMATION				
Subfund:	5W PUC OPF	PUC OPERATING FUND				
0941	Manager VI	5,101	B	6,510	4.00	4.00
0942	Manager VII	5,460	B	6,968	1.00	1.00
1022	IS Administrator II	2,758	B	3,353	3.00	3.00
1032	IS Trainer-Journey	2,758	B	3,353	1.00	1.00
1042	IS Engineer-Journey	3,649	B	4,591	11.00	11.00
1043	IS Engineer-Senior	4,046	B	5,087	13.00	13.00
1044	IS Engineer-Principal	4,352	B	5,473	15.00	15.00
1053	IS Business Analyst-Senior	3,409	B	4,289	4.00	4.00
1054	IS Business Analyst-Principal	3,948	B	4,965	9.00	9.00
1063	IS Programmer Analyst-Senior	3,089	B	3,890	3.00	3.00
1064	IS Programmer Analyst-Principal	3,597	B	4,526	1.00	1.00
1070	IS Project Director	4,352	B	5,473	5.00	5.00

Annual Salary Ordinance 2015-2016 and 2016-2017

Budgeted Position Counts (FTE) by Department and Job Code

Job Code	Title	Low	Type	High	2015-2016 FTE	2016-2017 FTE
PUC PUBLIC UTILITIES COMMISSION						
Program:	BCS	MANAGEMENT INFORMATION				
Subfund:	5W PUC OPF	PUC OPERATING FUND				
1092	IT Operations Support Administrator II	2,269	B	2,758	1.00	1.00
1094	IT Operations Support Administrator IV	3,353	B	4,075	7.00	7.00
1095	IT Operations Support Administrator V	3,608	B	4,385	2.00	2.00
1824	Principal Administrative Analyst	3,714	B	4,514	1.00	1.00
5211	Engineer/Architect/Landscape Architect S	4,929	B	5,991	1.00	1.00
5212	Engineer/Architect Principal	5,722	B	6,955	1.00	1.00
5299	Planner IV-Environmental Review	3,957	B	4,810	1.00	1.00
7362	Communications Systems Technician	3,547	B	4,311	1.00	1.00
TEMPM	Temporary - Miscellaneous	0.00	B	0.00	0.51	0.50
SubFund Total:					85.51	85.50
Program Total:					85.51	85.50
Program:	BCT	FINANCE				
Subfund:	5W PUC OPF	PUC OPERATING FUND				
0922	Manager I	3,547	B	4,527	1.00	1.00
0923	Manager II	3,807	B	4,859	2.00	2.00
0931	Manager III	4,106	B	5,241	3.00	3.00
0932	Manager IV	4,407	B	5,624	2.00	2.00
0933	Manager V	4,753	B	6,067	1.00	1.00
0941	Manager VI	5,101	B	6,510	2.00	2.00
0942	Manager VII	5,460	B	6,968	1.00	1.00
1406	Senior Clerk	1,765	B	2,145	1.00	1.00
1426	Senior Clerk Typist	1,941	B	2,360	1.00	1.00
1452	Executive Secretary II	2,564	B	3,117	1.00	1.00
1474	Claims Process Clerk	2,009	B	2,442	1.00	1.00
1630	Account Clerk	1,827	B	2,221	1.00	1.00
1632	Senior Account Clerk	2,115	B	2,571	6.00	6.00
1652	Accountant II	2,551	B	3,101	10.00	10.00
1654	Accountant III	3,087	B	3,752	15.00	15.00
1657	Accountant IV	3,574	B	4,343	7.00	7.00
1822	Administrative Analyst	2,752	B	3,346	1.00	1.00
1823	Senior Administrative Analyst	3,208	B	3,899	1.00	1.00
1824	Principal Administrative Analyst	3,714	B	4,514	6.00	6.00

Annual Salary Ordinance 2015-2016 and 2016-2017

Budgeted Position Counts (FTE) by Department and Job Code

Job Code	Title	Low	Type	High	2015-2016 FTE	2016-2017 FTE
PUC PUBLIC UTILITIES COMMISSION						
Program:	BCT FINANCE					
Subfund:	5W PUC OPF PUC OPERATING FUND					
1825	Principal Administrative Analyst II	4,067	B	4,943	4.00	4.00
1842	Management Assistant	2,533	B	3,080	3.00	3.00
5602	Utility Specialist	3,284	B	4,854	1.00	1.00
TEMPM	Temporary - Miscellaneous	0.00	B	0.00	0.51	0.50
			SubFund Total:		71.51	71.50
			Program Total:		71.51	71.50
Program:	BCU ENGINEERING					
Subfund:	5W PUC PSF PUC-UEB PERSONNEL FUND					
0922	Manager I	3,547	B	4,527	1.00	1.00
0931	Manager III	4,106	B	5,241	3.00	3.00
0932	Manager IV	4,407	B	5,624	4.00	4.00
0933	Manager V	4,753	B	6,067	7.00	7.00
0941	Manager VI	5,101	B	6,510	9.00	9.00
0943	Manager VIII	6,187	B	7,896	6.00	6.00
0955	Deputy Director V	6,187	B	7,896	1.00	1.00
1053	IS Business Analyst-Senior	3,409	B	4,289	3.00	3.00
1404	Clerk	1,702	B	2,069	3.00	3.00
1406	Senior Clerk	1,765	B	2,145	1.00	1.00
1424	Clerk Typist	1,769	B	2,151	2.00	2.00
1426	Senior Clerk Typist	1,941	B	2,360	3.00	3.00
1446	Secretary II	2,140	B	2,602	5.00	5.00
1450	Executive Secretary I	2,332	B	2,835	5.00	5.00
1452	Executive Secretary II	2,564	B	3,117	2.00	2.00
1630	Account Clerk	1,827	B	2,221	1.00	1.00
1632	Senior Account Clerk	2,115	B	2,571	3.00	3.00
1634	Principal Account Clerk	2,388	B	2,902	3.00	3.00
1770	Photographer	2,074	B	2,521	2.00	2.00
1820	Junior Administrative Analyst	2,094	B	2,545	9.00	9.00
1822	Administrative Analyst	2,752	B	3,346	14.00	14.00
1823	Senior Administrative Analyst	3,208	B	3,899	16.00	16.00
1824	Principal Administrative Analyst	3,714	B	4,514	8.00	8.00
1842	Management Assistant	2,533	B	3,080	1.00	1.00
1844	Senior Management Assistant	2,902	B	3,527	3.00	3.00

Annual Salary Ordinance 2015-2016 and 2016-2017

Budgeted Position Counts (FTE) by Department and Job Code

Job Code	Title	Low	Type	High	2015-2016 FTE	2016-2017 FTE
PUC PUBLIC UTILITIES COMMISSION						
Program:	BCU ENGINEERING					
Subfund:	5W PUC PSF PUC-UEB PERSONNEL FUND					
2992	Contract Compliance Officer I	3,117	B	3,788	1.00	1.00
4143	Principal Real Property Officer	4,440	B	5,397	1.00	1.00
5174	Administrative Engineer	4,581	B	5,569	2.00	2.00
5201	Junior Engineer	2,800	B	3,403	1.00	1.00
5203	Assistant Engineer	3,162	B	3,844	19.00	19.00
5207	Associate Engineer	3,679	B	4,471	60.00	60.00
5211	Engineer/Architect/Landscape Architect S	4,929	B	5,991	36.00	36.00
5212	Engineer/Architect Principal	5,722	B	6,955	8.00	8.00
5218	Structural Engineer	4,695	B	5,707	2.00	2.00
5241	Engineer	4,258	B	5,176	47.00	47.00
5277	Planner I	2,314	B	2,813	1.00	1.00
5278	Planner II	2,813	B	3,418	1.00	1.00
5293	Planner IV	3,957	B	4,810	2.00	2.00
5298	Planner III-Environmental Review	3,337	B	4,056	8.00	8.00
5299	Planner IV-Environmental Review	3,957	B	4,810	4.00	4.00
5322	Graphic Artist	2,014	B	2,449	1.00	1.00
5362	Engineering Assistant	2,360	B	2,868	5.00	5.00
5364	Engineering Associate I	2,614	B	3,178	10.00	10.00
5366	Engineering Associate II	3,027	B	3,679	3.00	3.00
5381	Student Design Trainee II, Arch, Engr, &	2,155	B	2,155	2.00	2.00
5382	Student Design Trainee III, Arch, Engr,	2,258	B	2,258	4.00	4.00
5408	Coordinator Of Citizen Involvement	3,527	B	4,286	1.00	1.00
5502	Project Manager I	4,796	B	4,796	1.00	1.00
5504	Project Manager II	5,550	B	5,550	3.00	3.00
5506	Project Manager III	6,737	B	6,737	3.00	3.00
5601	Utility Analyst	2,174	B	3,376	1.00	1.00
5602	Utility Specialist	3,284	B	4,854	9.00	9.00
6318	Construction Inspector	3,194	B	3,881	29.00	29.00
6319	Senior Construction Inspector	3,520	B	4,278	6.00	6.00
7205	Chief Stationary Engineer	4,122	B	4,122	1.00	1.00
9705	Employment & Training Specialist IV	2,902	B	3,527	1.00	1.00

Annual Salary Ordinance 2015-2016 and 2016-2017

Budgeted Position Counts (FTE) by Department and Job Code

Job Code	Title	Low	Type	High	2015-2016 FTE	2016-2017 FTE
PUC PUBLIC UTILITIES COMMISSION						
Program:	BCU ENGINEERING					
Subfund:	5W PUC PSF PUC-UEB PERSONNEL FUND					
9706	Employment & Training Specialist V	3,199	B	3,888	1.00	1.00
TEMPM	Temporary - Miscellaneous	0.00	B	0.00	4.58	4.46
SubFund Total:					393.58	393.46
Program Total:					393.58	393.46
Program:	BCV STRATEGIC PLANNING/COMPLIANCE					
Subfund:	5C AAA AAA CWP-OPERATING-NON-PROJ-CONTROLLED FD					
0932	Manager IV	4,407	B	5,624	2.00	2.00
0942	Manager VII	5,460	B	6,968	1.00	1.00
1003	IS Operator-Senior	2,215	B	2,693	1.00	1.00
1446	Secretary II	2,140	B	2,602	1.00	1.00
1823	Senior Administrative Analyst	3,208	B	3,899	1.00	1.00
1842	Management Assistant	2,533	B	3,080	1.00	1.00
5130	Sewage Treatment Plant Superintendent	4,323	B	5,255	1.00	1.00
5241	Engineer	4,258	B	5,176	1.00	1.00
5602	Utility Specialist	3,284	B	4,854	9.00	9.00
5620	Regulatory Specialist	3,337	B	4,056	1.00	1.00
7252	Chief Stationary Engineer, Sewage Plant	4,543	B	4,543	1.00	1.00
7262	Maintenance Planner	4,289	B	4,289	2.00	2.00
7336	Electronic Instrumentation Tech W/tr Poll	3,453	B	4,197	1.00	1.00
7372	Stationary Engineer, Sewage Plant	3,583	B	3,583	2.00	2.00
7375	Apprentice Stationary Engineer, Sewage P	2,329	B	3,404	16.00	16.00
9910	Public Service Trainee	0.00	C	0.00	7.00	7.00
SubFund Total:					48.00	48.00
Subfund:	5W PUC OPF PUC OPERATING FUND					
0923	Manager II	3,807	B	4,859	2.00	2.00
0931	Manager III	4,106	B	5,241	1.00	1.00
0933	Manager V	4,753	B	6,067	2.00	2.00
0941	Manager VI	5,101	B	6,510	1.00	1.00
0955	Deputy Director V	6,187	B	7,896	1.00	1.00
1310	Public Relations Assistant	1,918	B	2,332	1.00	1.00

Annual Salary Ordinance 2015-2016 and 2016-2017

Budgeted Position Counts (FTE) by Department and Job Code

Job Code	Title	Low	Type	High	2015-2016 FTE	2016-2017 FTE
PUC PUBLIC UTILITIES COMMISSION						
Program:	BCV	STRATEGIC PLANNING/COMPLIANCE				
Subfund:	5W PUC OPF	PUC OPERATING FUND				
1312	Public Information Officer	2,539	B	3,087	1.00	1.00
1314	Public Relations Officer	3,027	B	3,679	9.00	9.00
1446	Secretary II	2,140	B	2,602	1.00	1.00
1452	Executive Secretary II	2,564	B	3,117	1.00	1.00
1824	Principal Administrative Analyst	3,714	B	4,514	1.00	1.00
1825	Principjal Administrative Analyst II	4,067	B	4,943	4.00	4.00
1842	Management Assistant	2,533	B	3,080	1.00	1.00
5320	Illustrator And Art Designer	2,614	B	3,178	1.00	1.00
5408	Coordinator Of Citizen Involvement	3,527	B	4,286	7.00	7.00
9382	Government And Public Affairs Manager	3,851	B	4,681	1.00	1.00
TEMPM	Temporary - Miscellaneous	0.00	B	0.00	3.81	3.69
SubFund Total:					38.81	38.69
Program Total:					86.81	86.69
Program:	BCW	HUMAN RESOURCES				
Subfund:	5W PUC OPF	PUC OPERATING FUND				
0923	Manager II	3,807	B	4,859	2.00	2.00
0932	Manager IV	4,407	B	5,624	3.00	3.00
0941	Manager VI	5,101	B	6,510	1.00	1.00
1203	Personnel Technician	2,297	B	2,793	2.00	2.00
1204	Senior Personnel Clerk	2,194	B	2,666	1.00	1.00
1222	Senior Payroll And Personnel Clerk	2,388	B	2,902	5.00	5.00
1224	Principal Payroll And Personnel Clerk	2,632	B	3,199	1.00	1.00
1232	Training Officer	2,896	B	3,520	3.77	4.00
1237	Training Coordinator	3,282	B	3,989	1.00	1.00
1241	Personnel Analyst	2,372	B	3,491	9.00	9.00
1244	Senior Personnel Analyst	3,353	B	4,075	12.00	12.00
1246	Principal Personnel Analyst	3,978	B	4,835	1.00	1.00
1426	Senior Clerk Typist	1,941	B	2,360	1.00	1.00
1446	Secretary II	2,140	B	2,602	2.00	2.00
1452	Executive Secretary II	2,564	B	3,117	1.00	1.00
1820	Junior Administrative Analyst	2,094	B	2,545	4.00	4.00
1822	Administrative Analyst	2,752	B	3,346	1.00	1.00

Annual Salary Ordinance 2015-2016 and 2016-2017

Budgeted Position Counts (FTE) by Department and Job Code

Job Code	Title	Low	Type	High	2015-2016 FTE	2016-2017 FTE
PUC PUBLIC UTILITIES COMMISSION						
Program:	BCW HUMAN RESOURCES					
Subfund:	5W PUC OPF PUC OPERATING FUND					
1823	Senior Administrative Analyst	3,208	B	3,899	1.00	1.00
1824	Principal Administrative Analyst	3,714	B	4,514	2.00	2.00
5177	Safety Officer	4,117	B	5,005	2.00	2.00
6130	Safety Analyst	3,734	B	4,539	3.00	3.00
6138	Industrial Hygienist	3,734	B	4,539	3.00	3.00
6139	Senior Industrial Hygienist	4,117	B	5,005	1.00	1.00
TEMPM	Temporary - Miscellaneous	0.00	B	0.00	1.39	1.35
SubFund Total:					64.16	64.35
Program Total:					64.16	64.35
Program:	BDA ADMINISTRATION					
Subfund:	5C AAA AAA CWP-OPERATING-NON-PROJ-CONTROLLED FD					
0941	Manager VI	5,101	B	6,510	1.00	1.00
0942	Manager VII	5,460	B	6,968	1.00	1.00
0955	Deputy Director V	6,187	B	7,896	1.00	1.00
1003	IS Operator-Senior	2,215	B	2,693	1.00	1.00
1402	Junior Clerk	1,565	B	1,899	1.00	1.00
1404	Clerk	1,702	B	2,069	1.00	1.00
1406	Senior Clerk	1,765	B	2,145	2.00	2.00
1408	Principal Clerk	2,332	B	2,835	1.00	1.00
1424	Clerk Typist	1,769	B	2,151	2.00	2.00
1426	Senior Clerk Typist	1,941	B	2,360	4.00	4.00
1446	Secretary II	2,140	B	2,602	1.00	1.00
1452	Executive Secretary II	2,564	B	3,117	1.00	1.00
1630	Account Clerk	1,827	B	2,221	1.00	1.00
1632	Senior Account Clerk	2,115	B	2,571	1.00	1.00
1823	Senior Administrative Analyst	3,208	B	3,899	1.00	1.00
1824	Principal Administrative Analyst	3,714	B	4,514	1.00	1.00
5602	Utility Specialist	3,284	B	4,854	1.00	1.00
7372	Stationary Engineer, Sewage Plant	3,583	B	3,583	2.00	2.00
7373	Senior Stationary Engineer, Sewage Plant	4,055	B	4,055	1.00	1.00
TEMPM	Temporary - Miscellaneous	0.00	B	0.00	0.14	0.14
SubFund Total:					25.14	25.14

Annual Salary Ordinance 2015-2016 and 2016-2017

Budgeted Position Counts (FTE) by Department and Job Code

Job Code	Title	Low	Type	High	2015-2016 FTE	2016-2017 FTE
PUC PUBLIC UTILITIES COMMISSION						
Program:	BDA	ADMINISTRATION				
Subfund:	5T AAA AAA	HETCHY OPERATING-NON-PROJ-CONTROLLED FD				
0923	Manager II	3,807	B	4,859	2.00	2.00
0931	Manager III	4,106	B	5,241	2.00	2.00
0933	Manager V	4,753	B	6,067	2.00	2.00
1446	Secretary II	2,140	B	2,602	1.00	1.00
1450	Executive Secretary I	2,332	B	2,835	1.00	1.00
1630	Account Clerk	1,827	B	2,221	1.00	1.00
1823	Senior Administrative Analyst	3,208	B	3,899	1.00	1.00
1824	Principal Administrative Analyst	3,714	B	4,514	1.00	1.00
1842	Management Assistant	2,533	B	3,080	2.00	2.00
5203	Assistant Engineer	3,162	B	3,844	1.00	1.00
5207	Associate Engineer	3,679	B	4,471	2.00	2.00
5241	Engineer	4,258	B	5,176	4.00	4.00
5601	Utility Analyst	2,174	B	3,376	2.00	2.00
5602	Utility Specialist	3,284	B	4,854	2.00	2.00
7120	Buildings And Grounds Maintenance Superi	4,731	B	4,731	1.00	1.00
TEMPM	Temporary - Miscellaneous	0.00	B	0.00	0.20	0.20
SubFund Total:					25.20	25.20
Subfund:	5W AAA AAA	SFWD-OPERATING-NON-PROJ-CONTROLLED FD				
0922	Manager I	3,547	B	4,527	1.00	1.00
0931	Manager III	4,106	B	5,241	1.00	1.00
0941	Manager VI	5,101	B	6,510	2.00	2.00
0942	Manager VII	5,460	B	6,968	2.00	2.00
0954	Deputy Director IV	5,809	B	7,414	1.00	1.00
0955	Deputy Director V	6,187	B	7,896	1.00	1.00
1052	IS Business Analyst	2,945	B	3,705	1.00	1.00
1222	Senior Payroll And Personnel Clerk	2,388	B	2,902	2.00	2.00
1426	Senior Clerk Typist	1,941	B	2,360	3.00	3.00
1446	Secretary II	2,140	B	2,602	1.00	1.00
1450	Executive Secretary I	2,332	B	2,835	3.00	3.00
1452	Executive Secretary II	2,564	B	3,117	3.00	3.00
1630	Account Clerk	1,827	B	2,221	1.00	1.00
1632	Senior Account Clerk	2,115	B	2,571	2.00	2.00
1752	Senior Microphoto/Imaging Technician	1,985	B	2,412	1.00	1.00

Annual Salary Ordinance 2015-2016 and 2016-2017

Budgeted Position Counts (FTE) by Department and Job Code

Job Code	Title	Low	Type	High	2015-2016 FTE	2016-2017 FTE
PUC PUBLIC UTILITIES COMMISSION						
Program:	BDA	ADMINISTRATION				
Subfund:	5W AAA AAA	SFWD-OPERATING-NON-PROJ-CONTROLLED FD				
1820	Junior Administrative Analyst	2,094	B	2,545	2.00	2.00
1822	Administrative Analyst	2,752	B	3,346	2.00	2.00
1824	Principal Administrative Analyst	3,714	B	4,514	2.00	2.00
1825	Principial Administrative Analyst II	4,067	B	4,943	1.00	1.00
1842	Management Assistant	2,533	B	3,080	1.00	1.00
1844	Senior Management Assistant	2,902	B	3,527	1.00	1.00
1929	Parts Storekeeper	2,094	B	2,545	1.00	1.00
1930	Warehouse Worker	1,871	B	2,274	1.00	1.00
1934	Storekeeper	1,862	B	2,264	4.00	4.00
1936	Senior Storekeeper	1,985	B	2,412	1.00	1.00
1944	Materials Coordinator	3,714	B	4,514	1.00	1.00
1950	Assistant Purchaser	2,161	B	2,627	2.00	2.00
5148	Water Operations Analyst	4,941	B	4,941	1.00	1.00
5207	Associate Engineer	3,679	B	4,471	1.00	1.00
5241	Engineer	4,258	B	5,176	5.00	5.00
5602	Utility Specialist	3,284	B	4,854	1.00	1.00
6318	Construction Inspector	3,194	B	3,881	1.00	1.00
9382	Government And Public Affairs Manager	3,851	B	4,681	1.00	1.00
TEMPM	Temporary - Miscellaneous	0.00	B	0.00	1.28	1.24
SubFund Total:					55.28	55.24
Program Total:					105.62	105.58
Program:	BDC	WASTEWATER TREATMENT				
Subfund:	5C AAA AAA	CWP-OPERATING-NON-PROJ-CONTROLLED FD				
0941	Manager VI	5,101	B	6,510	1.00	1.00
1042	IS Engineer-Journey	3,649	B	4,591	5.00	5.00
1043	IS Engineer-Senior	4,046	B	5,087	1.00	1.00
1052	IS Business Analyst	2,945	B	3,705	1.00	1.00
1093	IT Operations Support Administrator III	2,758	B	3,353	1.00	1.00
1424	Clerk Typist	1,769	B	2,151	3.00	3.00
1426	Senior Clerk Typist	1,941	B	2,360	1.00	1.00
1446	Secretary II	2,140	B	2,602	2.00	2.00
1450	Executive Secretary I	2,332	B	2,835	1.00	1.00

Annual Salary Ordinance 2015-2016 and 2016-2017

Budgeted Position Counts (FTE) by Department and Job Code

Job Code	Title	Low	Type	High	2015-2016 FTE	2016-2017 FTE
PUC PUBLIC UTILITIES COMMISSION						
Program:	BDC	WASTEWATER TREATMENT				
Subfund:	5C AAA AAA	CWP-OPERATING-NON-PROJ-CONTROLLED FD				
1632	Senior Account Clerk	2,115	B	2,571	1.00	1.00
1920	Inventory Clerk	1,698	B	2,063	1.00	1.00
1934	Storekeeper	1,862	B	2,264	2.00	2.00
1938	Stores And Equipment Assistant Superviso	2,412	B	2,933	1.00	1.00
1944	Materials Coordinator	3,714	B	4,514	1.00	1.00
1950	Assistant Purchaser	2,161	B	2,627	3.00	3.00
2481	Water Quality Technician I/II	2,247	B	3,162	7.50	7.50
2482	Water Quality Technician III	2,800	B	3,403	2.00	2.00
2486	Chemist I/II	2,666	B	3,752	13.00	13.00
2487	Chemist III	3,752	B	4,561	3.00	3.00
2488	Supervising Chemist	3,752	B	4,561	4.00	4.00
2489	Laboratory Services Manager	4,385	B	5,330	1.00	1.00
3417	Gardener	2,079	B	2,527	5.00	5.00
3422	Park Section Supervisor	2,527	B	3,072	1.00	1.00
5130	Sewage Treatment Plant Superintendent	4,323	B	5,255	8.00	8.00
5174	Administrative Engineer	4,581	B	5,569	1.00	1.00
5207	Associate Engineer	3,679	B	4,471	22.00	22.00
5211	Engineer/Architect/Landscape Architect S	4,929	B	5,991	6.50	6.50
5212	Engineer/Architect Principal	5,722	B	6,955	1.00	1.00
5241	Engineer	4,258	B	5,176	8.00	8.00
5299	Planner IV-Environmental Review	3,957	B	4,810	1.00	1.00
5304	Materials Testing Aide	2,183	B	2,654	1.00	1.00
5362	Engineering Assistant	2,360	B	2,868	1.00	1.00
5364	Engineering Associate I	2,614	B	3,178	2.00	2.00
5366	Engineering Associate II	3,027	B	3,679	3.00	3.00
5382	Student Design Trainee III, Arch, Engr,	2,258	B	2,258	1.00	1.00
7208	Heavy Equipment Operations Supervisor	3,446	B	4,188	1.00	1.00
7213	Plumber Supervisor I	3,566	B	4,334	1.00	1.00
7215	General Laborer Supervisor I	2,226	B	2,706	2.00	2.00
7238	Electrician Supervisor I	3,460	B	4,206	2.00	2.00

Annual Salary Ordinance 2015-2016 and 2016-2017

Budgeted Position Counts (FTE) by Department and Job Code

Job Code	Title	Low	Type	High	2015-2016 FTE	2016-2017 FTE
PUC PUBLIC UTILITIES COMMISSION						
Program:	BDC	WASTEWATER TREATMENT				
Subfund:	5C AAA AAA	CWP-OPERATING-NON-PROJ-CONTROLLED FD				
7242	Painter Supervisor I	2,847	B	3,653	1.00	1.00
7252	Chief Stationary Engineer, Sewage Plant	4,543	B	4,543	17.00	17.00
7262	Maintenance Planner	4,289	B	4,289	6.00	6.00
7263	Maintenance Manager	3,760	B	4,570	1.00	1.00
7276	Electrician Supervisor II	3,851	B	4,681	1.00	1.00
7329	Electronic Maint Technician Asst Sprv	3,668	B	4,458	3.00	3.00
7332	Maintenance Machinist	2,660	B	3,234	2.00	2.00
7336	Electronic Instrumentation Tech W/tr Poll	3,453	B	4,197	11.00	11.00
7337	Maintenance Machinist Assistant Supervis	3,047	B	3,703	1.00	1.00
7344	Carpenter	2,726	B	3,313	2.00	2.00
7345	Electrician	3,064	B	3,724	14.00	14.00
7346	Painter	2,507	B	3,047	4.00	4.00
7347	Plumber	3,169	B	3,851	3.00	3.00
7372	Stationary Engineer, Sewage Plant	3,583	B	3,583	121.00	121.00
7373	Senior Stationary Engineer, Sewage Plant	4,055	B	4,055	39.00	39.00
7410	Automotive Service Worker	2,069	B	2,514	1.00	1.00
7510	Lighting Fixture Maintenance Worker	1,773	B	2,156	1.00	1.00
7514	General Laborer	2,009	B	2,442	23.00	23.00
TEMPM	Temporary - Miscellaneous	0.00	B	0.00	2.74	2.65
SubFund Total:					376.74	376.65
Program Total:					376.74	376.65
Program:	BDE	WASTEWATER COLLECTION				
Subfund:	5C AAA AAA	CWP-OPERATING-NON-PROJ-CONTROLLED FD				
0932	Manager IV	4,407	B	5,624	2.00	2.00
1052	IS Business Analyst	2,945	B	3,705	1.00	1.00
1070	IS Project Director	4,352	B	5,473	1.00	1.00
1094	IT Operations Support Administrator IV	3,353	B	4,075	1.00	1.00
1446	Secretary II	2,140	B	2,602	1.00	1.00
1450	Executive Secretary I	2,332	B	2,835	1.00	1.00
1632	Senior Account Clerk	2,115	B	2,571	1.00	1.00

Annual Salary Ordinance 2015-2016 and 2016-2017

Budgeted Position Counts (FTE) by Department and Job Code

Job Code	Title	Low	Type	High	2015-2016 FTE	2016-2017 FTE
PUC PUBLIC UTILITIES COMMISSION						
Program:	BDE	WASTEWATER COLLECTION				
Subfund:	5C AAA AAA	CWP-OPERATING-NON-PROJ-CONTROLLED FD				
1704	Communications Dispatcher I	1,881	B	2,287	1.00	1.00
1822	Administrative Analyst	2,752	B	3,346	1.00	1.00
1824	Principal Administrative Analyst	3,714	B	4,514	1.00	1.00
2481	Water Quality Technician I/II	2,247	B	3,162	7.00	7.00
2482	Water Quality Technician III	2,800	B	3,403	4.00	4.00
2488	Supervising Chemist	3,752	B	4,561	1.00	1.00
5148	Water Operations Analyst	4,941	B	4,941	2.00	2.00
5207	Associate Engineer	3,679	B	4,471	2.00	2.00
5212	Engineer/Architect Principal	5,722	B	6,955	1.00	1.00
5408	Coordinator Of Citizen Involvement	3,527	B	4,286	1.00	1.00
5620	Regulatory Specialist	3,337	B	4,056	2.00	2.00
6115	Wastewater Control Inspector	3,027	B	3,679	8.00	8.00
6116	Supervising Wastewater Control Inspector	3,661	B	4,449	4.00	4.00
7132	Telecommunication Supervisor	3,998	B	4,859	1.00	1.00
7246	Sewer Repair Supervisor	3,337	B	4,056	4.00	4.00
7262	Maintenance Planner	4,289	B	4,289	1.00	1.00
7355	Truck Driver	2,459	B	3,132	15.00	15.00
7449	Sewer Service Worker	2,989	B	3,633	30.00	30.00
TEMPM	Temporary - Miscellaneous	0.00	B	0.00	0.33	0.32
SubFund Total:					94.33	94.32
Program Total:					94.33	94.32
Program:	BDG	POWER PURCHASING/ SCHEDULING				
Subfund:	5T AAA AAA	HETCHY OPERATING-NON-PROJ-CONTROLLED FD				
0923	Manager II	3,807	B	4,859	1.00	1.00
0931	Manager III	4,106	B	5,241	4.00	4.00
0933	Manager V	4,753	B	6,067	1.00	1.00
1044	IS Engineer-Principal	4,352	B	5,473	1.00	1.00
1824	Principal Administrative Analyst	3,714	B	4,514	1.00	1.00
1840	Junior Management Assistant	2,230	B	2,711	1.00	1.00
5601	Utility Analyst	2,174	B	3,376	7.00	7.00
5602	Utility Specialist	3,284	B	4,854	16.00	16.00
5620	Regulatory Specialist	3,337	B	4,056	1.00	1.00

Annual Salary Ordinance 2015-2016 and 2016-2017

Budgeted Position Counts (FTE) by Department and Job Code

Job Code	Title	Low	Type	High	2015-2016 FTE	2016-2017 FTE
PUC PUBLIC UTILITIES COMMISSION						
Program:	BDG	POWER PURCHASING/ SCHEDULING				
Subfund:	5T AAA AAA	HETCHY OPERATING-NON-PROJ-CONTROLLED FD				
SubFund Total:					33.00	33.00
Program Total:					33.00	33.00
Program:	BDI	POWER INFRASTRUCTURE DEVELOPMENT				
Subfund:	5T AAA AAA	HETCHY OPERATING-NON-PROJ-CONTROLLED FD				
0931	Manager III	4,106	B	5,241	2.00	2.00
0933	Manager V	4,753	B	6,067	1.00	1.00
0955	Deputy Director V	6,187	B	7,896	1.00	1.00
1446	Secretary II	2,140	B	2,602	2.00	2.00
1452	Executive Secretary II	2,564	B	3,117	1.00	1.00
1932	Assistant Storekeeper	1,698	B	2,063	1.00	1.00
1934	Storekeeper	1,862	B	2,264	1.00	1.00
1944	Materials Coordinator	3,714	B	4,514	1.00	1.00
5174	Administrative Engineer	4,581	B	5,569	1.00	1.00
5207	Associate Engineer	3,679	B	4,471	1.00	1.00
5241	Engineer	4,258	B	5,176	1.00	1.00
5362	Engineering Assistant	2,360	B	2,868	2.00	2.00
5366	Engineering Associate II	3,027	B	3,679	2.00	2.00
5601	Utility Analyst	2,174	B	3,376	2.00	2.00
5602	Utility Specialist	3,284	B	4,854	11.00	11.00
6252	Line Inspector	3,547	B	4,311	1.00	1.00
7219	Maintenance Scheduler	2,388	B	2,902	1.00	1.00
7229	Transmission Line Supervisor I	3,788	B	4,604	1.00	1.00
7262	Maintenance Planner	4,289	B	4,289	1.00	1.00
7318	Electronic Maintenance Technician	3,396	B	4,128	1.00	1.00
7329	Electronic Maint Technician Asst Sprv	3,668	B	4,458	1.00	1.00
7338	Electrical Line Worker	3,597	B	3,597	4.00	4.00
7345	Electrician	3,064	B	3,724	2.00	2.00
7350	Transmission Distribution Line Worker	4,106	B	4,106	5.00	5.00
7432	Electrical Line Helper	2,521	B	3,064	4.00	4.00
7514	General Laborer	2,009	B	2,442	2.00	2.00
TEMPM	Temporary - Miscellaneous	0.00	B	0.00	0.88	0.86
SubFund Total:					53.88	53.86
Program Total:					53.88	53.86

Annual Salary Ordinance 2015-2016 and 2016-2017

Budgeted Position Counts (FTE) by Department and Job Code

Job Code	Title	Low	Type	High	2015-2016 FTE	2016-2017 FTE
PUC PUBLIC UTILITIES COMMISSION						
Program:	BDJ	WATER SOURCE OF SUPPLY				
Subfund:	5W AAA AAA	SFWD-OPERATING-NON-PROJ-CONTROLLED FD				
0922	Manager I	3,547	B	4,527	6.00	6.00
0931	Manager III	4,106	B	5,241	3.00	3.00
0932	Manager IV	4,407	B	5,624	1.00	1.00
0933	Manager V	4,753	B	6,067	2.00	2.00
0942	Manager VII	5,460	B	6,968	1.00	1.00
1052	IS Business Analyst	2,945	B	3,705	1.00	1.00
1054	IS Business Analyst-Principal	3,948	B	4,965	1.00	1.00
1426	Senior Clerk Typist	1,941	B	2,360	1.00	1.00
1450	Executive Secretary I	2,332	B	2,835	1.00	1.00
1478	Senior Water Services Clerk	2,199	B	2,672	2.00	2.00
1480	Principal Water Services Clerk	2,412	B	2,933	1.00	1.00
1822	Administrative Analyst	2,752	B	3,346	1.00	1.00
1839	Water Conservation Administrator	3,668	B	4,458	4.00	4.00
1842	Management Assistant	2,533	B	3,080	1.00	1.00
2483	Biologist I/II	2,666	B	3,752	20.00	20.00
2484	Biologist III	3,752	B	4,561	6.00	6.00
2485	Supervising Biologist	3,752	B	4,561	4.00	4.00
3424	Integrated Pest Mgmt Specialist	2,527	B	3,072	2.00	2.00
3434	Arborist Technician	2,292	B	3,138	2.00	2.00
3436	Arborist Technician Supervisor I	2,882	B	3,503	1.00	1.00
3486	Watershed Forester	3,248	B	3,948	2.00	2.00
5148	Water Operations Analyst	4,941	B	4,941	4.00	4.00
5207	Associate Engineer	3,679	B	4,471	1.00	1.00
5241	Engineer	4,258	B	5,176	1.00	1.00
5278	Planner II	2,813	B	3,418	2.00	2.00
5291	Planner III	3,337	B	4,056	1.00	1.00
5293	Planner IV	3,957	B	4,810	3.00	3.00
5298	Planner III-Environmental Review	3,337	B	4,056	1.00	1.00
5382	Student Design Trainee III, Arch, Engr,	2,258	B	2,258	0.50	0.50
5601	Utility Analyst	2,174	B	3,376	2.00	2.00
5602	Utility Specialist	3,284	B	4,854	5.00	5.00
5620	Regulatory Specialist	3,337	B	4,056	3.00	3.00
7270	Watershed Keeper Supervisor	2,472	B	3,005	2.00	2.00

Annual Salary Ordinance 2015-2016 and 2016-2017

Budgeted Position Counts (FTE) by Department and Job Code

Job Code	Title	Low	Type	High	2015-2016 FTE	2016-2017 FTE
PUC PUBLIC UTILITIES COMMISSION						
Program:	BDJ	WATER SOURCE OF SUPPLY				
Subfund:	5W AAA AAA	SFWD-OPERATING-NON-PROJ-CONTROLLED FD				
7316	Water Service Inspector	3,199	B	3,888	5.00	5.00
7317	Senior Water Service Inspector	3,703	B	4,500	1.00	1.00
7470	Watershed Keeper	2,209	B	2,685	18.00	18.00
TEMPM	Temporary - Miscellaneous	0.00	B	0.00	4.09	3.97
SubFund Total:					116.59	116.47
Program Total:					116.59	116.47
Program:	BDK	WATER TRANSMISSION/ DISTRIBUTION				
Subfund:	5W AAA AAA	SFWD-OPERATING-NON-PROJ-CONTROLLED FD				
0922	Manager I	3,547	B	4,527	1.00	1.00
0933	Manager V	4,753	B	6,067	1.00	1.00
1424	Clerk Typist	1,769	B	2,151	1.00	1.00
1426	Senior Clerk Typist	1,941	B	2,360	2.00	2.00
1478	Senior Water Services Clerk	2,199	B	2,672	1.00	1.00
1705	Communications Dispatcher II	2,084	B	2,533	9.00	9.00
1950	Assistant Purchaser	2,161	B	2,627	1.00	1.00
2708	Custodian	1,778	B	2,161	6.00	6.00
3417	Gardener	2,079	B	2,527	12.00	12.00
3422	Park Section Supervisor	2,527	B	3,072	2.00	2.00
3424	Integrated Pest Mgmt Specialist	2,527	B	3,072	1.00	1.00
5203	Assistant Engineer	3,162	B	3,844	2.00	2.00
5207	Associate Engineer	3,679	B	4,471	4.77	5.00
5211	Engineer/Architect/Landscape Architect S	4,929	B	5,991	1.00	1.00
5212	Engineer/Architect Principal	5,722	B	6,955	1.00	1.00
5241	Engineer	4,258	B	5,176	3.00	3.00
5362	Engineering Assistant	2,360	B	2,868	1.00	1.00
5364	Engineering Associate I	2,614	B	3,178	6.00	6.00
5366	Engineering Associate II	3,027	B	3,679	1.00	1.00
6318	Construction Inspector	3,194	B	3,881	2.00	2.00
7120	Buildings And Grounds Maintenance Superi	4,731	B	4,731	2.00	2.00
7134	Water Construction And Maintenance Super	4,044	B	4,915	2.00	2.00
7208	Heavy Equipment Operations	3,446	B	4,188	1.00	1.00

Annual Salary Ordinance 2015-2016 and 2016-2017

Budgeted Position Counts (FTE) by Department and Job Code

Job Code	Title	Low	Type	High	2015-2016 FTE	2016-2017 FTE
PUC PUBLIC UTILITIES COMMISSION						
Program:	BDK	WATER TRANSMISSION/ DISTRIBUTION				
Subfund:	5W AAA AAA	SFWD-OPERATING-NON-PROJ-CONTROLLED FD				
Supervisor						
7215	General Laborer Supervisor I	2,226	B	2,706	8.00	8.00
7226	Carpenter Supervisor I	3,359	B	4,082	2.00	2.00
7238	Electrician Supervisor I	3,460	B	4,206	2.00	2.00
7240	Water Meter Shop Supervisor I	2,660	B	3,234	1.00	1.00
7245	Chief Stationary Engineer, Water Treatme	4,543	B	4,543	1.00	1.00
7250	Utility Plumber Supervisor I	3,566	B	4,334	31.00	31.00
7254	Automotive Machinist Supervisor I	4,121	B	4,121	2.00	2.00
7258	Maintenance Machinist Supervisor I	4,121	B	4,121	1.00	1.00
7259	Water And Power Maintenance Supervisor I	2,737	B	3,327	1.00	1.00
7262	Maintenance Planner	4,289	B	4,289	6.00	6.00
7276	Electrician Supervisor II	3,851	B	4,681	2.00	2.00
7281	Street Environmental Services Operations	3,056	B	3,714	1.00	1.00
7284	Utility Plumber Supervisor II	3,931	B	4,779	6.00	6.00
7287	Supervising Electronic Maintenance Techn	3,931	B	4,779	1.00	1.00
7306	Automotive Body And Fender Worker	3,132	B	3,132	1.00	1.00
7309	Car And Auto Painter	3,132	B	3,132	1.00	1.00
7313	Automotive Machinist	3,168	B	3,168	10.00	10.00
7315	Automotive Machinist Assistant Supervis	3,738	B	3,738	1.00	1.00
7317	Senior Water Service Inspector	3,703	B	4,500	2.00	2.00
7318	Electronic Maintenance Technician	3,396	B	4,128	10.00	10.00
7328	Operating Engineer, Universal	2,969	B	3,608	16.00	16.00
7329	Electronic Maint Technician Asst Sprv	3,668	B	4,458	3.00	3.00
7332	Maintenance Machinist	2,660	B	3,234	13.00	13.00
7334	Stationary Engineer	3,249	B	3,249	1.00	1.00
7335	Senior Stationary Engineer	3,682	B	3,682	1.00	1.00
7337	Maintenance Machinist Assistant Supervis	3,047	B	3,703	1.00	1.00
7341	Stationary Engineer, Water Treatment Pla	3,583	B	3,583	11.00	11.00
7343	Senior Stationary Engineer, Water	4,055	B	4,055	3.00	3.00

Annual Salary Ordinance 2015-2016 and 2016-2017

Budgeted Position Counts (FTE) by Department and Job Code

Job Code	Title	Low	Type	High	2015-2016 FTE	2016-2017 FTE
PUC PUBLIC UTILITIES COMMISSION						
Program:	BDK	WATER TRANSMISSION/ DISTRIBUTION				
Subfund:	5W AAA AAA	SFWD-OPERATING-NON-PROJ-CONTROLLED FD				
	Treatm					
7344	Carpenter	2,726	B	3,313	11.00	11.00
7345	Electrician	3,064	B	3,724	12.00	12.00
7346	Painter	2,507	B	3,047	5.00	5.00
7347	Plumber	3,169	B	3,851	3.00	3.00
7353	Water Meter Repairer	2,412	B	2,933	6.00	6.00
7355	Truck Driver	2,459	B	3,132	19.00	19.00
7360	Pipe Welder	3,169	B	3,851	6.00	6.00
7362	Communications Systems Technician	3,547	B	4,311	1.00	1.00
7388	Utility Plumber	3,169	B	3,851	86.00	86.00
7410	Automotive Service Worker	2,069	B	2,514	4.00	4.00
7463	Utility Plumber Apprentice	1,926	B	3,658	2.00	2.00
7514	General Laborer	2,009	B	2,442	56.00	56.00
TEMPM	Temporary - Miscellaneous	0.00	B	0.00	4.05	3.94
SubFund Total:					417.82	417.94
Program Total:					417.82	417.94
Program:	BDM	WATER TREATMENT				
Subfund:	5W AAA AAA	SFWD-OPERATING-NON-PROJ-CONTROLLED FD				
0933	Manager V	4,753	B	6,067	2.00	2.00
0942	Manager VII	5,460	B	6,968	1.00	1.00
1043	IS Engineer-Senior	4,046	B	5,087	1.00	1.00
1054	IS Business Analyst-Principal	3,948	B	4,965	1.00	1.00
1061	IS Program Analyst-Assistant	2,354	B	2,957	1.00	1.00
1406	Senior Clerk	1,765	B	2,145	1.00	1.00
1426	Senior Clerk Typist	1,941	B	2,360	1.00	1.00
1446	Secretary II	2,140	B	2,602	3.00	3.00
1452	Executive Secretary II	2,564	B	3,117	1.00	1.00
1478	Senior Water Services Clerk	2,199	B	2,672	1.00	1.00
1632	Senior Account Clerk	2,115	B	2,571	2.00	2.00
1820	Junior Administrative Analyst	2,094	B	2,545	1.00	1.00
1822	Administrative Analyst	2,752	B	3,346	1.00	1.00
1824	Principal Administrative Analyst	3,714	B	4,514	1.00	1.00
1844	Senior Management Assistant	2,902	B	3,527	1.00	1.00

Annual Salary Ordinance 2015-2016 and 2016-2017

Budgeted Position Counts (FTE) by Department and Job Code

Job Code	Title	Low	Type	High	2015-2016 FTE	2016-2017 FTE
PUC PUBLIC UTILITIES COMMISSION						
Program:	BDM WATER TREATMENT					
Subfund:	5W AAA AAA SFWD-OPERATING-NON-PROJ-CONTROLLED FD					
2481	Water Quality Technician I/II	2,247	B	3,162	16.00	16.00
2482	Water Quality Technician III	2,800	B	3,403	3.00	3.00
2483	Biologist I/II	2,666	B	3,752	6.00	6.00
2484	Biologist III	3,752	B	4,561	1.00	1.00
2485	Supervising Biologist	3,752	B	4,561	2.00	2.00
2486	Chemist I/II	2,666	B	3,752	6.00	6.00
2487	Chemist III	3,752	B	4,561	3.00	3.00
2488	Supervising Chemist	3,752	B	4,561	4.00	4.00
2489	Laboratory Services Manager	4,385	B	5,330	1.00	1.00
5148	Water Operations Analyst	4,941	B	4,941	3.00	3.00
5149	Superintendent Of Water Treatment Facili	5,475	B	5,475	2.00	2.00
5201	Junior Engineer	2,800	B	3,403	1.00	1.00
5203	Assistant Engineer	3,162	B	3,844	6.00	6.00
5207	Associate Engineer	3,679	B	4,471	7.00	7.00
5211	Engineer/Architect/Landscape Architect S	4,929	B	5,991	9.00	9.00
5212	Engineer/Architect Principal	5,722	B	6,955	2.00	2.00
5216	Chief Surveyor	3,978	B	4,835	1.00	1.00
5241	Engineer	4,258	B	5,176	7.00	7.00
5310	Survey Assistant I	2,371	B	2,882	4.00	4.00
5312	Survey Assistant II	2,666	B	3,241	3.00	3.00
5314	Survey Associate	3,072	B	3,734	3.00	3.00
5364	Engineering Associate I	2,614	B	3,178	3.00	3.00
5366	Engineering Associate II	3,027	B	3,679	2.00	2.00
5382	Student Design Trainee III, Arch, Engr,	2,258	B	2,258	1.00	1.00
6318	Construction Inspector	3,194	B	3,881	1.00	1.00
6319	Senior Contruction Inspector	3,520	B	4,278	1.00	1.00
7204	Chief Water Service Inspector	4,082	B	4,961	1.00	1.00
7245	Chief Stationary Engineer, Water Treatme	4,543	B	4,543	5.00	5.00
7316	Water Service Inspector	3,199	B	3,888	3.00	3.00
7317	Senior Water Service Inspector	3,703	B	4,500	2.00	2.00
7339	Apprentice Stationary Engineer Wtr	2,329	B	3,404	3.00	3.00

Annual Salary Ordinance 2015-2016 and 2016-2017

Budgeted Position Counts (FTE) by Department and Job Code

Job Code	Title	Low	Type	High	2015-2016 FTE	2016-2017 FTE
PUC PUBLIC UTILITIES COMMISSION						
Program:	BDM WATER TREATMENT					
Subfund:	5W AAA AAA SFWD-OPERATING-NON-PROJ-CONTROLLED FD					
	Treat					
7341	Stationary Engineer, Water Treatment Pla	3,583	B	3,583	33.00	33.00
7343	Senior Stationary Engineer, Water Treatm	4,055	B	4,055	15.00	15.00
TEMPM	Temporary - Miscellaneous	0.00	B	0.00	1.73	1.69
				SubFund Total:	180.73	180.69
				Program Total:	180.73	180.69
Program:	BDO HETCHY WATER OPERATIONS					
Subfund:	5T AAA AAA HETCHY OPERATING-NON-PROJ-CONTROLLED FD					
0922	Manager I	3,547	B	4,527	2.00	2.00
0923	Manager II	3,807	B	4,859	2.00	2.00
0931	Manager III	4,106	B	5,241	1.00	1.00
0932	Manager IV	4,407	B	5,624	1.00	1.00
0933	Manager V	4,753	B	6,067	1.00	1.00
0942	Manager VII	5,460	B	6,968	1.00	1.00
1024	IS Administrator-Supervisor	3,608	B	4,385	1.00	1.00
1041	IS Engineer-Assistant	3,296	B	4,144	0.77	1.00
1042	IS Engineer-Journey	3,649	B	4,591	2.77	3.00
1043	IS Engineer-Senior	4,046	B	5,087	2.00	2.00
1062	IS Programmer Analyst	2,543	B	3,199	0.77	1.00
1092	IT Operations Support Administrator II	2,269	B	2,758	1.00	1.00
1093	IT Operations Support Administrator III	2,758	B	3,353	1.00	1.00
1222	Senior Payroll And Personnel Clerk	2,388	B	2,902	1.00	1.00
1224	Principal Payroll And Personnel Clerk	2,632	B	3,199	0.00	0.00
1426	Senior Clerk Typist	1,941	B	2,360	5.00	5.00
1452	Executive Secretary II	2,564	B	3,117	1.00	1.00
1632	Senior Account Clerk	2,115	B	2,571	2.00	2.00
1822	Administrative Analyst	2,752	B	3,346	2.00	2.00
1823	Senior Administrative Analyst	3,208	B	3,899	1.00	1.00
1824	Principal Administrative Analyst	3,714	B	4,514	1.00	1.00
1842	Management Assistant	2,533	B	3,080	2.00	2.00
1929	Parts Storekeeper	2,094	B	2,545	1.00	1.00

Annual Salary Ordinance 2015-2016 and 2016-2017

Budgeted Position Counts (FTE) by Department and Job Code

Job Code	Title	Low	Type	High	2015-2016 FTE	2016-2017 FTE
PUC PUBLIC UTILITIES COMMISSION						
Program:	BDO HETCHY WATER OPERATIONS					
Subfund:	5T AAA AAA HETCHY OPERATING-NON-PROJ-CONTROLLED FD					
1931	Senior Parts Storekeeper	2,274	B	2,764	1.00	1.00
1934	Storekeeper	1,862	B	2,264	1.00	1.00
1950	Assistant Purchaser	2,161	B	2,627	1.00	1.00
2706	Housekeeper/Food Service Cleaner	1,565	B	1,899	5.00	5.00
2708	Custodian	1,778	B	2,161	1.00	1.00
3417	Gardener	2,079	B	2,527	2.00	2.00
3422	Park Section Supervisor	2,527	B	3,072	1.00	1.00
3434	Arborist Technician	2,292	B	3,138	2.00	2.00
5148	Water Operations Analyst	4,941	B	4,941	1.00	1.00
5203	Assistant Engineer	3,162	B	3,844	1.00	1.00
5207	Associate Engineer	3,679	B	4,471	4.00	4.00
5211	Engineer/Architect/Landscape Architect S	4,929	B	5,991	4.00	4.00
5212	Engineer/Architect Principal	5,722	B	6,955	1.00	1.00
5216	Chief Surveyor	3,978	B	4,835	1.00	1.00
5241	Engineer	4,258	B	5,176	9.00	9.00
5305	Materials Testing Technician	2,337	B	2,841	1.00	1.00
5310	Survey Assistant I	2,371	B	2,882	1.00	1.00
5314	Survey Associate	3,072	B	3,734	2.00	2.00
5362	Engineering Assistant	2,360	B	2,868	1.00	1.00
5366	Engineering Associate II	3,027	B	3,679	1.00	1.00
5602	Utility Specialist	3,284	B	4,854	3.00	3.00
5620	Regulatory Specialist	3,337	B	4,056	1.00	1.00
6318	Construction Inspector	3,194	B	3,881	1.00	1.00
7215	General Laborer Supervisor I	2,226	B	2,706	4.00	4.00
7219	Maintenance Scheduler	2,388	B	2,902	2.00	2.00
7226	Carpenter Supervisor I	3,359	B	4,082	1.00	1.00
7229	Transmission Line Supervisor I	3,788	B	4,604	2.00	2.00
7232	Hetch Hetchy Mechanical Shop Supervisor	3,534	B	3,534	1.00	1.00
7238	Electrician Supervisor I	3,460	B	4,206	1.00	1.00
7242	Painter Supervisor I	2,847	B	3,653	1.00	1.00
7250	Utility Plumber Supervisor I	3,566	B	4,334	1.00	1.00
7254	Automotive Machinist Supervisor I	4,121	B	4,121	1.00	1.00

Annual Salary Ordinance 2015-2016 and 2016-2017

Budgeted Position Counts (FTE) by Department and Job Code

Job Code	Title	Low	Type	High	2015-2016 FTE	2016-2017 FTE
PUC	PUBLIC UTILITIES COMMISSION					
Program:	BDO HETCHY WATER OPERATIONS					
Subfund:	5T AAA AAA HETCHY OPERATING-NON-PROJ-CONTROLLED FD					
7259	Water And Power Maintenance Supervisor I	2,737	B	3,327	3.00	3.00
7262	Maintenance Planner	4,289	B	4,289	4.00	4.00
7270	Watershed Keeper Supervisor	2,472	B	3,005	1.00	1.00
7284	Utility Plumber Supervisor II	3,931	B	4,779	1.00	1.00
7285	Transmission Line Worker Supervisor II	4,218	B	5,126	1.00	1.00
7287	Supervising Electronic Maintenance Techn	3,931	B	4,779	1.00	1.00
7318	Electronic Maintenance Technician	3,396	B	4,128	10.00	10.00
7325	General Utility Mechanic	3,339	B	3,339	12.00	12.00
7328	Operating Engineer, Universal	2,969	B	3,608	4.00	4.00
7329	Electronic Maint Technician Asst Sprv	3,668	B	4,458	1.00	1.00
7341	Stationary Engineer, Water Treatment Pla	3,583	B	3,583	3.00	3.00
7344	Carpenter	2,726	B	3,313	4.00	4.00
7345	Electrician	3,064	B	3,724	7.00	7.00
7346	Painter	2,507	B	3,047	3.00	3.00
7350	Transmission Distribution Line Worker	4,106	B	4,106	6.00	6.00
7355	Truck Driver	2,459	B	3,132	5.00	5.00
7372	Stationary Engineer, Sewage Plant	3,583	B	3,583	3.00	3.00
7373	Senior Stationary Engineer, Sewage Plant	4,055	B	4,055	1.00	1.00
7388	Utility Plumber	3,169	B	3,851	2.00	2.00
7410	Automotive Service Worker	2,069	B	2,514	1.00	1.00
7432	Electrical Line Helper	2,521	B	3,064	2.00	2.00
7470	Watershed Keeper	2,209	B	2,685	7.00	7.00
7482	Power Generation Technician II	3,295	B	4,006	13.00	13.00
7484	Senior Power Generation Technician	3,520	B	4,278	9.00	9.00
7488	Power Generation Supervisor	4,155	B	5,051	4.00	4.00
7514	General Laborer	2,009	B	2,442	21.00	21.00
TEMPM	Temporary - Miscellaneous	0.00	B	0.00	8.96	8.69
					231.27	231.69
					231.27	231.69
					2,455.80	2,455.84

Annual Salary Ordinance 2015-2016 and 2016-2017

Budgeted Position Counts (FTE) by Department and Job Code

Job Code	Title	Low	Type	High	2015-2016 FTE	2016-2017 FTE
REC RECREATION AND PARK COMMISSION						
Program:	CAQ	CHILDREN'S SVCS - NON - CHILDREN'S FUND				
Subfund:	1G AGF WOF	GENERAL FUND WORK ORDER FUND				
3286	Recreation Coordinator	1,985	B	2,412	5.00	5.00
TEMPM	Temporary - Miscellaneous	0.00	B	0.00	7.90	7.99
SubFund Total:					12.90	12.99
Program Total:					12.90	12.99
Program:	EAA	GOLDEN GATE PARK				
Subfund:	1G AGF AAA	GF-NON-PROJECT-CONTROLLED				
0922	Manager I	3,547	B	4,527	1.00	1.00
0923	Manager II	3,807	B	4,859	1.00	1.00
1446	Secretary II	2,140	B	2,602	1.00	1.00
2708	Custodian	1,778	B	2,161	9.50	9.50
2716	Custodial Assistant Supervisor	1,955	B	2,377	1.00	1.00
3302	Admission Attendant	1,513	B	1,835	5.75	5.75
3417	Gardener	2,079	B	2,527	67.00	67.00
3422	Park Section Supervisor	2,527	B	3,072	8.00	8.00
3428	Nursery Specialist	2,407	B	2,926	7.00	7.00
3430	Chief Nursery Specialist	2,786	B	3,387	2.00	2.00
SubFund Total:					103.25	103.25
Subfund:	1G AGF WOF	GENERAL FUND WORK ORDER FUND				
5201	Junior Engineer	2,800	B	3,403	1.00	1.00
SubFund Total:					1.00	1.00
Subfund:	2S OSP NPR	OPEN SPACE & PARK-NON PROJ-CONTROLLED				
2708	Custodian	1,778	B	2,161	1.00	1.00
3417	Gardener	2,079	B	2,527	1.00	1.00
SubFund Total:					2.00	2.00
Subfund:	7E GIF GIF	ETF-GIFT FUND				
TEMPM	Temporary - Miscellaneous	0.00	B	0.00	0.60	0.59
SubFund Total:					0.60	0.59
Program Total:					106.85	106.84
Program:	EAP	PARKS				
Subfund:	1G AGF AAA	GF-NON-PROJECT-CONTROLLED				
0922	Manager I	3,547	B	4,527	8.00	8.00
0953	Deputy Director III	5,101	B	6,510	1.00	1.00

Annual Salary Ordinance 2015-2016 and 2016-2017

Budgeted Position Counts (FTE) by Department and Job Code

Job Code	Title	Low	Type	High	2015-2016 FTE	2016-2017 FTE
REC	RECREATION AND PARK COMMISSION					
Program:	EAP		PARKS			
Subfund:	1G AGF AAA		GF-NON-PROJECT-CONTROLLED			
1446	Secretary II	2,140	B	2,602	1.00	1.00
1704	Communications Dispatcher I	1,881	B	2,287	4.50	5.00
2708	Custodian	1,778	B	2,161	54.75	54.75
2716	Custodial Assistant Supervisor	1,955	B	2,377	10.00	10.00
3286	Recreation Coordinator	1,985	B	2,412	1.00	1.00
3410	Apprentice Gardener	1,390	B	2,022	20.00	20.00
3417	Gardener	2,079	B	2,527	77.50	77.50
3419	Municipal Stadium Groundskeeper	2,407	B	2,926	3.00	3.00
3422	Park Section Supervisor	2,527	B	3,072	11.00	11.00
3424	Integrated Pest Mgmt Specialst	2,527	B	3,072	2.00	2.00
3425	Senior Integrated Pest Management Specia	2,706	B	3,289	1.00	1.00
3434	Arborist Technician	2,292	B	3,138	7.00	7.00
3436	Arborist Technician Supervisor I	2,882	B	3,503	3.00	3.00
3438	Arborist Technician Supervisor II	2,983	B	3,626	1.00	1.00
7328	Operating Engineer, Universal	2,969	B	3,608	1.00	1.00
7501	Environmental Service Worker	1,225	B	1,955	2.00	2.00
7514	General Laborer	2,009	B	2,442	4.00	4.00
8208	Park Patrol Officer	1,985	B	2,412	35.38	39.00
8210	Head Park Patrol Officer	2,459	B	2,989	4.50	5.00
TEMPM	Temporary - Miscellaneous	0.00	B	0.00	7.90	7.67
				SubFund Total:	260.53	264.92
Subfund:	1G AGF AAP		GF-ANNUAL PROJECT			
3320	Animal Keeper	2,089	B	2,539	4.00	4.00
				SubFund Total:	4.00	4.00
Subfund:	1G AGF WOF		GENERAL FUND WORK ORDER FUND			
3417	Gardener	2,079	B	2,527	3.00	3.00
3422	Park Section Supervisor	2,527	B	3,072	1.00	1.00
3434	Arborist Technician	2,292	B	3,138	1.00	1.00
TEMPM	Temporary - Miscellaneous	0.00	B	0.00	6.20	6.03
				SubFund Total:	11.20	11.03
Subfund:	2S GOL NPR		GOLF FUND - ANNUAL NONPROJ-CONTROLLED			
3417	Gardener	2,079	B	2,527	34.00	34.00

Annual Salary Ordinance 2015-2016 and 2016-2017

Budgeted Position Counts (FTE) by Department and Job Code

Job Code	Title	Low	Type	High	2015-2016 FTE	2016-2017 FTE
REC RECREATION AND PARK COMMISSION						
Program:	EAP PARKS					
Subfund:	2S GOL NPR GOLF FUND - ANNUAL NONPROJ-CONTROLLED					
3422	Park Section Supervisor	2,527	B	3,072	3.00	3.00
3424	Integrated Pest Mgmt Specialist	2,527	B	3,072	1.00	1.00
3434	Arborist Technician	2,292	B	3,138	2.01	2.01
3436	Arborist Technician Supervisor I	2,882	B	3,503	1.00	1.00
7203	Buildings And Grounds Maintenance Superv	4,043	B	4,043	1.00	1.00
7328	Operating Engineer, Universal	2,969	B	3,608	1.00	1.00
7347	Plumber	3,169	B	3,851	2.00	2.00
7355	Truck Driver	2,459	B	3,132	5.00	5.00
7514	General Laborer	2,009	B	2,442	1.00	1.00
SubFund Total:					51.01	51.01
Subfund:	2S OSP NPR OPEN SPACE & PARK-NON PROJ-CONTROLLED					
0922	Manager I	3,547	B	4,527	1.00	1.00
1052	IS Business Analyst	2,945	B	3,705	1.00	1.00
1823	Senior Administrative Analyst	3,208	B	3,899	2.00	2.00
1824	Principal Administrative Analyst	3,714	B	4,514	3.00	3.00
1827	Administrative Services Manager	3,241	B	3,940	3.00	3.00
2708	Custodian	1,778	B	2,161	26.75	26.75
2716	Custodial Assistant Supervisor	1,955	B	2,377	4.00	4.00
3374	Volunteer/Outreach Coordinator	2,418	B	2,940	8.00	8.00
3410	Apprentice Gardener	1,390	B	2,022	7.00	7.00
3417	Gardener	2,079	B	2,527	70.00	70.00
3422	Park Section Supervisor	2,527	B	3,072	11.00	11.00
3426	Forester	3,093	B	3,760	1.00	1.00
3434	Arborist Technician	2,292	B	3,138	1.00	1.00
5291	Planner III	3,337	B	4,056	2.00	2.00
5640	Environmental Specialist	2,772	B	3,369	0.00	0.00
TEMPM	Temporary - Miscellaneous	0.00	B	0.00	0.42	0.41
SubFund Total:					141.17	141.16
Subfund:	7E GIF GIF ETF-GIFT FUND					
TEMPM	Temporary - Miscellaneous	0.00	B	0.00	0.26	0.25
SubFund Total:					0.26	0.25
Program Total:					468.17	472.37

Annual Salary Ordinance 2015-2016 and 2016-2017

Budgeted Position Counts (FTE) by Department and Job Code

Job Code	Title	Low	Type	High	2015-2016 FTE	2016-2017 FTE
REC	RECREATION AND PARK COMMISSION					
Program:	ECD	STRUCTURAL MAINTENANCE				
Subfund:	1G AGF AAA	GF-NON-PROJECT-CONTROLLED				
2708	Custodian	1,778	B	2,161	0.00	0.00
7108	Heavy Equipment Operations Assistant Sup	3,282	B	3,989	1.00	1.00
7208	Heavy Equipment Operations Supervisor	3,446	B	4,188	1.00	1.00
7213	Plumber Supervisor I	3,566	B	4,334	1.00	1.00
7226	Carpenter Supervisor I	3,359	B	4,082	1.00	1.00
7238	Electrician Supervisor I	3,460	B	4,206	1.00	1.00
7242	Painter Supervisor I	2,847	B	3,653	1.00	1.00
7247	Sheet Metal Worker Supervisor II	3,873	B	4,708	1.00	1.00
7311	Cement Mason	2,412	B	2,933	3.00	3.00
7328	Operating Engineer, Universal	2,969	B	3,608	4.00	4.00
7334	Stationary Engineer	3,249	B	3,249	5.00	5.00
7335	Senior Stationary Engineer	3,682	B	3,682	3.00	3.00
7344	Carpenter	2,726	B	3,313	9.00	9.00
7345	Electrician	3,064	B	3,724	5.00	5.00
7346	Painter	2,507	B	3,047	5.00	5.00
7347	Plumber	3,169	B	3,851	9.00	9.00
7348	Steamfitter	3,169	B	3,851	2.00	2.00
7355	Truck Driver	2,459	B	3,132	7.00	7.00
7376	Sheet Metal Worker	3,189	B	3,873	3.00	3.00
7395	Ornamental Iron Worker	2,632	B	3,199	3.00	3.00
7514	General Laborer	2,009	B	2,442	7.00	7.00
9343	Roofer	2,545	B	3,093	1.00	1.00
				SubFund Total:	73.00	73.00
Subfund:	1G AGF AAP	GF-ANNUAL PROJECT				
7347	Plumber	3,169	B	3,851	1.00	1.00
				SubFund Total:	1.00	1.00
Subfund:	1G OHF REC	GF-OVERHEAD-RECREATION & PARKS				
0922	Manager I	3,547	B	4,527	1.00	1.00
0931	Manager III	4,106	B	5,241	1.00	1.00
1820	Junior Administrative Analyst	2,094	B	2,545	1.00	1.00
1822	Administrative Analyst	2,752	B	3,346	1.00	1.00
5502	Project Manager I	4,796	B	4,796	1.00	1.00

Annual Salary Ordinance 2015-2016 and 2016-2017

Budgeted Position Counts (FTE) by Department and Job Code

Job Code	Title	Low	Type	High	2015-2016 FTE	2016-2017 FTE
REC RECREATION AND PARK COMMISSION						
Program:	ECD	STRUCTURAL MAINTENANCE				
Subfund:	1G OHF REC	GF-OVERHEAD-RECREATION & PARKS				
7263	Maintenance Manager	3,760	B	4,570	2.00	2.00
7334	Stationary Engineer	3,249	B	3,249	0.00	0.00
SubFund Total:					7.00	7.00
Subfund:	2S OSP NPR	OPEN SPACE & PARK-NON PROJ-CONTROLLED				
3286	Recreation Coordinator	1,985	B	2,412	0.00	0.00
3417	Gardener	2,079	B	2,527	0.00	0.00
7205	Chief Stationary Engineer	4,122	B	4,122	1.00	1.00
7334	Stationary Engineer	3,249	B	3,249	4.00	4.00
7344	Carpenter	2,726	B	3,313	3.00	3.00
7345	Electrician	3,064	B	3,724	4.00	4.00
7346	Painter	2,507	B	3,047	6.00	6.00
7347	Plumber	3,169	B	3,851	2.00	2.00
7355	Truck Driver	2,459	B	3,132	8.00	8.00
7395	Ornamental Iron Worker	2,632	B	3,199	3.00	3.00
7514	General Laborer	2,009	B	2,442	5.00	5.00
9343	Roofer	2,545	B	3,093	3.00	3.00
SubFund Total:					39.00	39.00
Program Total:					120.00	120.00
Program:	ECS	CAPITAL PROJECTS				
Subfund:	1G AGF WOF	GENERAL FUND WORK ORDER FUND				
5261	Architectural Assistant II	2,758	B	3,353	3.00	3.00
5266	Architectural Associate II	3,679	B	4,471	1.00	1.00
5274	Landscape Architect	4,258	B	5,176	2.00	2.00
5502	Project Manager I	4,796	B	4,796	7.77	8.00
5504	Project Manager II	5,550	B	5,550	2.00	2.00
5506	Project Manager III	6,737	B	6,737	1.00	1.00
TEMPM	Temporary - Miscellaneous	0.00	B	0.00	0.10	0.10
SubFund Total:					16.87	17.10
Subfund:	1G OHF REC	GF-OVERHEAD-RECREATION & PARKS				
0954	Deputy Director IV	5,809	B	7,414	1.00	1.00
1052	IS Business Analyst	2,945	B	3,705	1.00	1.00
1446	Secretary II	2,140	B	2,602	1.00	1.00
1654	Accountant III	3,087	B	3,752	1.00	1.00

Annual Salary Ordinance 2015-2016 and 2016-2017

Budgeted Position Counts (FTE) by Department and Job Code

Job Code	Title	Low	Type	High	2015-2016 FTE	2016-2017 FTE	
REC	RECREATION AND PARK COMMISSION						
Program:	ECS	CAPITAL PROJECTS					
Subfund:	1G OHF REC	GF-OVERHEAD-RECREATION & PARKS					
1822	Administrative Analyst	2,752	B	3,346	1.00	1.00	
1823	Senior Administrative Analyst	3,208	B	3,899	1.00	1.00	
1824	Principal Administrative Analyst	3,714	B	4,514	1.00	1.00	
3374	Volunteer/Outreach Coordinator	2,418	B	2,940	1.00	1.00	
TEMPM	Temporary - Miscellaneous	0.00	B	0.00	0.62	0.60	
					SubFund Total:	8.62	8.60
					Program Total:	25.49	25.70
Program:	ECU	RECREATION					
Subfund:	1G AGF AAA	GF-NON-PROJECT-CONTROLLED					
0922	Manager I	3,547	B	4,527	1.00	1.00	
0953	Deputy Director III	5,101	B	6,510	1.00	1.00	
1820	Junior Administrative Analyst	2,094	B	2,545	1.00	1.00	
1823	Senior Administrative Analyst	3,208	B	3,899	2.00	2.00	
2708	Custodian	1,778	B	2,161	1.00	1.00	
3213	Aquatics Facility Assistant Supervisor	1,809	B	2,199	7.00	7.00	
3260	Crafts Instructor	1,927	B	2,342	6.00	6.00	
3286	Recreation Coordinator	1,985	B	2,412	10.00	10.00	
3289	Recreation Supervisor	2,726	B	3,313	2.00	2.00	
3302	Admission Attendant	1,513	B	1,835	4.25	4.25	
3417	Gardener	2,079	B	2,527	1.00	1.00	
3542	Curator II	2,472	B	3,005	0.75	0.75	
TEMPM	Temporary - Miscellaneous	0.00	B	0.00	6.34	6.15	
					SubFund Total:	43.34	43.15
Subfund:	2S OSP NPR	OPEN SPACE & PARK-NON PROJ-CONTROLLED					
0922	Manager I	3,547	B	4,527	1.00	1.00	
3210	Swimming Instructor/Pool Lifeguard	1,723	B	2,094	3.00	6.00	
3213	Aquatics Facility Assistant Supervisor	1,809	B	2,199	4.72	4.72	
3283	Recreation Specialist	1,927	B	2,342	7.00	7.00	
3286	Recreation Coordinator	1,985	B	2,412	32.13	32.13	
3289	Recreation Supervisor	2,726	B	3,313	2.00	2.00	
3292	Assistant Superintendent Recreation	3,689	B	4,484	1.00	1.00	
TEMPM	Temporary - Miscellaneous	0.00	B	0.00	7.88	7.63	
					SubFund Total:	58.73	61.48

Annual Salary Ordinance 2015-2016 and 2016-2017

Budgeted Position Counts (FTE) by Department and Job Code

Job Code	Title	Low	Type	High	2015-2016 FTE	2016-2017 FTE
REC RECREATION AND PARK COMMISSION						
Program:	ECU	RECREATION				
				Program Total:	102.07	104.63
Program:	ECY	MARINA HARBOR				
Subfund:	2S CRF RPN	MARINA YACHT HARBOR-NONPROJECT				
0922	Manager I	3,547	B	4,527	1.00	1.00
1820	Junior Administrative Analyst	2,094	B	2,545	1.00	1.00
1823	Senior Administrative Analyst	3,208	B	3,899	1.00	1.00
2708	Custodian	1,778	B	2,161	1.00	1.00
3232	Marina Assistant Manager	1,946	B	2,365	6.00	6.00
3233	Marina Associate Manager	2,199	B	2,672	1.00	1.00
3417	Gardener	2,079	B	2,527	1.00	1.00
8208	Park Patrol Officer	1,985	B	2,412	1.51	1.51
TEMPM	Temporary - Miscellaneous	0.00	B	0.00	1.09	1.05
				SubFund Total:	14.60	14.56
				Program Total:	14.60	14.56
Program:	EIA	REC & PARK ADMINISTRATION				
Subfund:	1G OHF REC	GF-OVERHEAD-RECREATION & PARKS				
0114	Board/Commission Member, Group V	8,000	M	8,240	0.00	0.00
0922	Manager I	3,547	B	4,527	2.00	2.00
0932	Manager IV	4,407	B	5,624	2.00	2.00
0951	Deputy Director I	3,547	B	4,527	1.00	1.00
0952	Deputy Director II	4,106	B	5,241	2.00	2.00
0954	Deputy Director IV	5,809	B	7,414	2.00	2.00
0964	Department Head IV	6,668	B	8,511	1.00	1.00
1022	IS Administrator II	2,758	B	3,353	2.00	2.00
1023	IS Administrator III	3,353	B	4,075	1.00	1.00
1053	IS Business Analyst-Senior	3,409	B	4,289	1.00	1.00
1054	IS Business Analyst-Principal	3,948	B	4,965	3.00	3.00
1202	Personnel Clerk	1,895	B	2,303	2.00	2.00
1204	Senior Personnel Clerk	2,194	B	2,666	2.00	2.00
1220	Payroll Clerk	2,178	B	2,647	3.00	3.00
1224	Principal Payroll And Personnel Clerk	2,632	B	3,199	1.00	1.00
1241	Personnel Analyst	2,372	B	3,491	4.00	4.00
1244	Senior Personnel Analyst	3,353	B	4,075	4.00	4.00
1246	Principal Personnel Analyst	3,978	B	4,835	1.00	1.00

Annual Salary Ordinance 2015-2016 and 2016-2017

Budgeted Position Counts (FTE) by Department and Job Code

Job Code	Title	Low	Type	High	2015-2016 FTE	2016-2017 FTE
REC RECREATION AND PARK COMMISSION						
Program:	EIA	REC & PARK ADMINISTRATION				
Subfund:	1G OHF REC	GF-OVERHEAD-RECREATION & PARKS				
1446	Secretary II	2,140	B	2,602	1.00	1.00
1454	Executive Secretary III	2,786	B	3,387	1.00	1.00
1632	Senior Account Clerk	2,115	B	2,571	4.00	4.00
1654	Accountant III	3,087	B	3,752	1.00	1.00
1820	Junior Administrative Analyst	2,094	B	2,545	1.00	1.00
1822	Administrative Analyst	2,752	B	3,346	6.00	6.00
1823	Senior Administrative Analyst	3,208	B	3,899	8.00	8.00
1824	Principal Administrative Analyst	3,714	B	4,514	4.00	4.00
1825	Principial Administrative Analyst II	4,067	B	4,943	1.00	1.00
1932	Assistant Storekeeper	1,698	B	2,063	1.00	1.00
1936	Senior Storekeeper	1,985	B	2,412	1.00	1.00
2708	Custodian	1,778	B	2,161	0.00	0.00
3374	Volunteer/Outreach Coordinator	2,418	B	2,940	1.00	1.00
6130	Safety Analyst	3,734	B	4,539	0.50	0.50
6137	Assistant Industrial Hygienist	2,813	B	3,418	1.00	1.00
6139	Senior Industrial Hygienist	4,117	B	5,005	1.00	1.00
TEMPM	Temporary - Miscellaneous	0.00	B	0.00	0.55	0.54
SubFund Total:					67.05	67.04
Program Total:					67.05	67.04
Program:	FAL	CHILDREN'S BASELINE				
Subfund:	1G AGF AAA	GF-NON-PROJECT-CONTROLLED				
0922	Manager I	3,547	B	4,527	3.00	3.00
3213	Aquatics Facility Assistant Supervisor	1,809	B	2,199	16.00	16.00
3215	Aquatics Facility Supervisor	2,365	B	2,874	8.00	8.00
3260	Crafts Instructor	1,927	B	2,342	2.00	2.00
3283	Recreation Specialist	1,927	B	2,342	8.75	8.75
3286	Recreation Coordinator	1,985	B	2,412	45.35	52.10
3289	Recreation Supervisor	2,726	B	3,313	9.00	9.00
3302	Admission Attendant	1,513	B	1,835	5.00	5.00
3370	Animal Care Attendant	1,756	B	2,242	2.00	2.00
3542	Curator II	2,472	B	3,005	1.00	1.00
TEMPM	Temporary - Miscellaneous	0.00	B	0.00	44.62	39.32
SubFund Total:					144.72	146.17

Annual Salary Ordinance 2015-2016 and 2016-2017

Budgeted Position Counts (FTE) by Department and Job Code

Job Code	Title	Low	Type	High	2015-2016 FTE	2016-2017 FTE	
REC	RECREATION AND PARK COMMISSION						
Program:	FAL	CHILDREN'S BASELINE					
				Program Total:	144.72	146.17	
			REC	Department Total:	1,061.85	1,070.30	

Annual Salary Ordinance 2015-2016 and 2016-2017

Budgeted Position Counts (FTE) by Department and Job Code

Job Code	Title	Low	Type	High	2015-2016 FTE	2016-2017 FTE
REG	ELECTIONS					
Program:	FCH	ELECTIONS				
Subfund:	1G AGF AAA	GF-NON-PROJECT-CONTROLLED				
0951	Deputy Director I	3,547	B	4,527	1.00	1.00
0952	Deputy Director II	4,106	B	5,241	1.00	1.00
0962	Department Head II	5,460	B	6,968	1.00	1.00
1023	IS Administrator III	3,353	B	4,075	1.00	1.00
1052	IS Business Analyst	2,945	B	3,705	1.00	1.00
1062	IS Programmer Analyst	2,543	B	3,199	2.00	2.00
1092	IT Operations Support Administrator II	2,269	B	2,758	1.00	1.00
1220	Payroll Clerk	2,178	B	2,647	1.00	1.00
1403	Elections Clerk	1,886	B	2,292	9.00	9.00
1408	Principal Clerk	2,332	B	2,835	3.00	3.00
1410	Chief Clerk	2,672	B	3,248	4.00	4.00
1840	Junior Management Assistant	2,230	B	2,711	4.00	4.00
1842	Management Assistant	2,533	B	3,080	7.00	7.00
1950	Assistant Purchaser	2,161	B	2,627	1.00	1.00
9770	Community Development Assistant	2,074	B	2,521	1.00	1.00
9772	Community Development Specialist	2,607	B	3,169	1.00	1.00
AC35	Board/Commission Secretary 3	3,426	B	4,164	0.50	0.50
TEMPM	Temporary - Miscellaneous	0.00	B	0.00	20.64	11.82
				SubFund Total:	60.14	51.32
				Program Total:	60.14	51.32
				REG Department Total:	60.14	51.32

Annual Salary Ordinance 2015-2016 and 2016-2017

Budgeted Position Counts (FTE) by Department and Job Code

Job Code	Title	Low	Type	High	2015-2016 FTE	2016-2017 FTE
RET RETIREMENT SYSTEM						
Program:	EDC	EMPLOYEE DEFERRED COMP PLAN				
Subfund:	1G AGF ACP	GF-CONTINUING PROJECTS				
0931	Manager III	4,106	B	5,241	1.00	1.00
1209	Benefits Technician	2,004	B	2,435	2.00	2.00
1813	Senior Benefits Analyst	2,874	B	3,493	2.00	2.00
TEMPM	Temporary - Miscellaneous	0.00	B	0.00	1.11	1.07
SubFund Total:					6.11	6.07
Program Total:					6.11	6.07
Program:	FDD	RETIREMENT SERVICES				
Subfund:	7P RET ERT	EMPLOYEES RETIREMENT TRUST				
0923	Manager II	3,807	B	4,859	1.00	1.00
0931	Manager III	4,106	B	5,241	1.00	1.00
0933	Manager V	4,753	B	6,067	1.00	1.00
0941	Manager VI	5,101	B	6,510	2.00	2.00
0955	Deputy Director V	6,187	B	7,896	1.00	1.00
1022	IS Administrator II	2,758	B	3,353	1.00	1.00
1024	IS Administrator-Supervisor	3,608	B	4,385	1.00	1.00
1043	IS Engineer-Senior	4,046	B	5,087	1.00	1.00
1053	IS Business Analyst-Senior	3,409	B	4,289	4.00	4.00
1054	IS Business Analyst-Principal	3,948	B	4,965	2.00	2.00
1063	IS Programmer Analyst-Senior	3,089	B	3,890	1.00	1.00
1064	IS Programmer Analyst-Principal	3,597	B	4,526	0.77	1.00
1070	IS Project Director	4,352	B	5,473	1.00	1.00
1209	Benefits Technician	2,004	B	2,435	11.00	11.00
1652	Accountant II	2,551	B	3,101	3.00	3.00
1654	Accountant III	3,087	B	3,752	3.00	3.00
1657	Accountant IV	3,574	B	4,343	2.00	2.00
1750	Microphoto/Imaging Technician	1,543	B	1,871	4.00	4.00
1752	Senior Microphoto/Imaging Technician	1,985	B	2,412	1.00	1.00
1764	Mail And Reproduction Service Supervisor	2,527	B	3,072	1.00	1.00
1812	Assistant Retirement Analyst	2,533	B	3,080	19.00	19.00
1813	Senior Benefits Analyst	2,874	B	3,493	5.00	5.00
1814	Benefits Supervisor	3,446	B	4,188	4.00	4.00
1842	Management Assistant	2,533	B	3,080	1.00	1.00

Annual Salary Ordinance 2015-2016 and 2016-2017

Budgeted Position Counts (FTE) by Department and Job Code

Job Code	Title	Low	Type	High	2015-2016 FTE	2016-2017 FTE
RET	RETIREMENT SYSTEM					
Program:	FDD					
	RETIREMENT SERVICES					
Subfund:	7P RET ERT					
	EMPLOYEES RETIREMENT TRUST					
1844	Senior Management Assistant	2,902	B	3,527	1.00	1.00
TEMPM	Temporary - Miscellaneous	0.00	B	0.00	5.36	5.20
					78.13	78.20
					78.13	78.20
Program:	FDF					
	INVESTMENT					
Subfund:	7P RET ERT					
	EMPLOYEES RETIREMENT TRUST					
0941	Manager VI	5,101	B	6,510	7.00	7.00
0942	Manager VII	5,460	B	6,968	1.77	2.00
0943	Manager VIII	6,187	B	7,896	3.00	3.00
1119	Chief Investment Officer	8,988	B	11,470	1.00	1.00
1842	Management Assistant	2,533	B	3,080	1.00	1.00
4331	Security Analyst	3,486	B	4,238	7.77	8.00
TEMPM	Temporary - Miscellaneous	0.00	B	0.00	2.21	2.15
					23.75	24.15
					23.75	24.15
Program:	FED					
	ADMINISTRATION					
Subfund:	7P RET ERT					
	EMPLOYEES RETIREMENT TRUST					
0922	Manager I	3,547	B	4,527	1.00	1.00
0931	Manager III	4,106	B	5,241	2.00	2.00
0965	Department Head V	8,291	B	10,582	1.00	1.00
1110	Exec Asst To The Exec Director, Retireme	3,547	B	4,311	1.00	1.00
1241	Personnel Analyst	2,372	B	3,491	1.00	1.00
1244	Senior Personnel Analyst	3,353	B	4,075	1.00	1.00
1452	Executive Secretary II	2,564	B	3,117	0.00	0.00
					7.00	7.00
					7.00	7.00
					114.99	115.42

Annual Salary Ordinance 2015-2016 and 2016-2017

Budgeted Position Counts (FTE) by Department and Job Code

Job Code	Title	Low	Type	High	2015-2016 FTE	2016-2017 FTE
RNT RENT ARBITRATION BOARD						
Program:	CCC RENT BOARD					
Subfund:	2S NDF RAB RENT ARBITRATION BOARD FUND					
0112	Board/Commission Member, Group III	4,000	D	4,120	0.00	0.00
0951	Deputy Director I	3,547	B	4,527	1.00	1.00
0961	Department Head I	4,407	B	5,624	1.00	1.00
1424	Clerk Typist	1,769	B	2,151	1.00	1.00
1446	Secretary II	2,140	B	2,602	3.00	3.00
1458	Legal Secretary I	2,483	B	3,018	1.00	1.00
1822	Administrative Analyst	2,752	B	3,346	0.77	1.00
2975	Citizens Complaint Officer	2,533	B	3,080	11.00	11.00
2982	Rent Board Supervisor	3,087	B	3,752	1.00	1.00
8177	Attorney (Civil/Criminal)	4,021	B	7,044	10.00	10.00
8182	Head Attorney, Civil And Criminal	6,231	B	7,574	2.00	2.00
TEMPM	Temporary - Miscellaneous	0.00	B	0.00	0.22	0.21
					31.99	32.21
					31.99	32.21
	RNT Department Total:				31.99	32.21

Annual Salary Ordinance 2015-2016 and 2016-2017

Budgeted Position Counts (FTE) by Department and Job Code

Job Code	Title	Low	Type	High	2015-2016 FTE	2016-2017 FTE
SCI ACADEMY OF SCIENCES						
Program:	EEH	ACADEMY OF SCIENCES				
Subfund:	1G AGF AAA	GF-NON-PROJECT-CONTROLLED				
7205	Chief Stationary Engineer	4,122	B	4,122	1.00	1.00
7334	Stationary Engineer	3,249	B	3,249	11.33	11.33
7335	Senior Stationary Engineer	3,682	B	3,682	1.00	1.00
SubFund Total:					13.33	13.33
Program Total:					13.33	13.33
SCI Department Total:					13.33	13.33

Annual Salary Ordinance 2015-2016 and 2016-2017

Budgeted Position Counts (FTE) by Department and Job Code

Job Code	Title	Low	Type	High	2015-2016 FTE	2016-2017 FTE
SHF SHERIFF						
Program:	AFC	CUSTODY				
Subfund:	1G AGF AAA	GF-NON-PROJECT-CONTROLLED				
1404	Clerk	1,702	B	2,069	1.00	1.00
1406	Senior Clerk	1,765	B	2,145	1.00	1.00
1934	Storekeeper	1,862	B	2,264	2.00	2.00
1936	Senior Storekeeper	1,985	B	2,412	1.00	1.00
1938	Stores And Equipment Assistant Superviso	2,412	B	2,933	1.00	1.00
3402	Farmer	2,079	B	2,527	0.50	0.50
8106	Legal Process Clerk	1,849	B	2,247	3.00	3.00
8108	Senior Legal Process Clerk	2,028	B	2,466	1.00	1.00
8217	Comm Pol Svcs Aide Supervisor	2,472	B	3,005	0.00	0.00
8249	Fingerprint Technician I	1,955	B	2,377	1.00	1.00
8250	Fingerprint Technician II	2,115	B	2,571	10.00	10.00
8304	Deputy Sheriff	2,919	B	3,753	413.00	413.00
8306	Senior Deputy Sheriff	3,231	B	4,160	30.00	30.00
8308	Sheriff's Sergeant	3,564	B	4,551	27.00	27.00
8310	Sheriff's Lieutenant	4,089	B	5,216	18.00	18.00
8312	Sheriff's Captain	4,690	B	5,983	4.00	4.00
8314	Chief Deputy Sheriff	5,171	B	6,595	1.00	1.00
8504	Deputy Sheriff (SFERS)	2,919	B	3,753	33.00	33.00
SubFund Total:					547.50	547.50
Program Total:					547.50	547.50
Program:	AFP	SHERIFF PROGRAMS				
Subfund:	1G AGF AAA	GF-NON-PROJECT-CONTROLLED				
0923	Manager II	3,807	B	4,859	1.00	1.00
0931	Manager III	4,106	B	5,241	0.00	0.00
0952	Deputy Director II	4,106	B	5,241	1.00	1.00
8300	Sheriff's Cadet	1,558	B	1,890	1.33	1.33
8304	Deputy Sheriff	2,919	B	3,753	14.00	14.00
8306	Senior Deputy Sheriff	3,231	B	4,160	3.00	3.00
8308	Sheriff's Sergeant	3,564	B	4,551	3.00	3.00
8310	Sheriff's Lieutenant	4,089	B	5,216	1.00	1.00
8312	Sheriff's Captain	4,690	B	5,983	1.00	1.00
8420	Rehabilitation Services Coordinator	2,862	B	3,479	11.00	11.00

Annual Salary Ordinance 2015-2016 and 2016-2017

Budgeted Position Counts (FTE) by Department and Job Code

Job Code	Title	Low	Type	High	2015-2016 FTE	2016-2017 FTE
SHF SHERIFF						
Program:	AFP	SHERIFF PROGRAMS				
Subfund:	1G AGF AAA	GF-NON-PROJECT-CONTROLLED				
SubFund Total:					36.33	36.33
Subfund:	2S PPF GNC	GRANTS; NON-PROJECT; CONTINUING				
8300	Sheriff's Cadet	1,558	B	1,890	0.00	0.00
SubFund Total:					0.00	0.00
Subfund:	2S PPF SHI	SHERIFF-INMATE PROGRAM FUND				
0922	Manager I	3,547	B	4,527	1.00	1.00
1824	Principal Administrative Analyst	3,714	B	4,514	1.00	1.00
3402	Farmer	2,079	B	2,527	0.50	0.50
8420	Rehabilitation Services Coordinator	2,862	B	3,479	3.00	3.00
TEMPM	Temporary - Miscellaneous	0.00	B	0.00	0.52	0.50
SubFund Total:					6.02	6.00
Program Total:					42.35	42.33
Program:	AFS	SHERIFF FIELD SERVICES				
Subfund:	1G AGF AAA	GF-NON-PROJECT-CONTROLLED				
1402	Junior Clerk	1,565	B	1,899	1.00	1.00
8108	Senior Legal Process Clerk	2,028	B	2,466	32.00	32.00
8109	Document Examiner Technician	2,242	B	2,726	2.00	2.00
8304	Deputy Sheriff	2,919	B	3,753	29.00	29.00
8306	Senior Deputy Sheriff	3,231	B	4,160	9.00	9.00
8308	Sheriff's Sergeant	3,564	B	4,551	4.75	4.75
8310	Sheriff's Lieutenant	4,089	B	5,216	3.00	3.00
8312	Sheriff's Captain	4,690	B	5,983	0.75	0.75
8314	Chief Deputy Sheriff	5,171	B	6,595	1.00	1.00
TEMPM	Temporary - Miscellaneous	0.00	B	0.00	0.53	0.52
SubFund Total:					83.03	83.02
Subfund:	2S PPF DNA	DNA IDENTIFICATION FUND (PROP 69 - 2004)				
8304	Deputy Sheriff	2,919	B	3,753	1.00	1.00
SubFund Total:					1.00	1.00
Program Total:					84.03	84.02
Program:	AFT	SECURITY SERVICES				
Subfund:	1G AGF AAA	GF-NON-PROJECT-CONTROLLED				
8300	Sheriff's Cadet	1,558	B	1,890	15.67	15.67

Annual Salary Ordinance 2015-2016 and 2016-2017

Budgeted Position Counts (FTE) by Department and Job Code

Job Code	Title	Low	Type	High	2015-2016 FTE	2016-2017 FTE
SHF SHERIFF						
Program: AFT SECURITY SERVICES						
Subfund: 1G AGF AAA GF-NON-PROJECT-CONTROLLED						
8304	Deputy Sheriff	2,919	B	3,753	19.00	19.00
8306	Senior Deputy Sheriff	3,231	B	4,160	2.00	2.00
8308	Sheriff's Sergeant	3,564	B	4,551	1.00	1.00
SubFund Total:					37.67	37.67
Subfund: 1G AGF WOF GENERAL FUND WORK ORDER FUND						
1705	Communications Dispatcher II	2,084	B	2,533	4.00	4.00
8202	Security Guard	1,634	B	1,985	5.00	5.00
8204	Institutional Police Officer	2,314	B	2,813	11.00	11.00
8205	Institutional Police Sergeant	3,564	B	4,551	2.00	2.00
8300	Sheriff's Cadet	1,558	B	1,890	45.00	45.00
8304	Deputy Sheriff	2,919	B	3,753	43.00	43.00
8306	Senior Deputy Sheriff	3,231	B	4,160	13.00	13.00
8308	Sheriff's Sergeant	3,564	B	4,551	5.00	5.00
8310	Sheriff's Lieutenant	4,089	B	5,216	3.00	3.00
8312	Sheriff's Captain	4,690	B	5,983	1.00	1.00
8504	Deputy Sheriff (SFERS)	2,919	B	3,753	4.00	4.00
SubFund Total:					136.00	136.00
Program Total:					173.67	173.67
Program: AKR SHERIFF RECRUITMENT & TRAINING						
Subfund: 1G AGF AAA GF-NON-PROJECT-CONTROLLED						
8304	Deputy Sheriff	2,919	B	3,753	9.00	9.00
8306	Senior Deputy Sheriff	3,231	B	4,160	3.00	3.00
8308	Sheriff's Sergeant	3,564	B	4,551	2.00	2.00
8504	Deputy Sheriff (SFERS)	2,919	B	3,753	20.00	20.00
SubFund Total:					34.00	34.00
Program Total:					34.00	34.00
Program: AMC COURT SECURITY AND PROCESS						
Subfund: 1G AGF AAA GF-NON-PROJECT-CONTROLLED						
8300	Sheriff's Cadet	1,558	B	1,890	18.00	18.00
8304	Deputy Sheriff	2,919	B	3,753	68.00	68.00
8306	Senior Deputy Sheriff	3,231	B	4,160	13.00	13.00
8308	Sheriff's Sergeant	3,564	B	4,551	2.25	2.25
8310	Sheriff's Lieutenant	4,089	B	5,216	1.00	1.00

Annual Salary Ordinance 2015-2016 and 2016-2017

Budgeted Position Counts (FTE) by Department and Job Code

Job Code	Title	Low	Type	High	2015-2016 FTE	2016-2017 FTE
SHF SHERIFF						
Program:	AMC	COURT SECURITY AND PROCESS				
Subfund:	1G AGF AAA	GF-NON-PROJECT-CONTROLLED				
8312	Sheriff's Captain	4,690	B	5,983	0.25	0.25
8504	Deputy Sheriff (SFERS)	2,919	B	3,753	1.00	1.00
SubFund Total:					103.50	103.50
Program Total:					103.50	103.50
Program:	ASB	SHERIFF ADMINISTRATION				
Subfund:	1G AGF AAA	GF-NON-PROJECT-CONTROLLED				
0932	Manager IV	4,407	B	5,624	1.00	1.00
0952	Deputy Director II	4,106	B	5,241	1.00	1.00
1222	Senior Payroll And Personnel Clerk	2,388	B	2,902	2.00	2.00
1224	Principal Payroll And Personnel Clerk	2,632	B	3,199	1.00	1.00
1244	Senior Personnel Analyst	3,353	B	4,075	1.00	1.00
1426	Senior Clerk Typist	1,941	B	2,360	1.00	1.00
1452	Executive Secretary II	2,564	B	3,117	1.00	1.00
1652	Accountant II	2,551	B	3,101	0.00	0.00
1654	Accountant III	3,087	B	3,752	1.00	1.00
1657	Accountant IV	3,574	B	4,343	1.00	1.00
1823	Senior Administrative Analyst	3,208	B	3,899	3.00	3.00
1824	Principal Administrative Analyst	3,714	B	4,514	2.00	2.00
8173	Legal Assistant	2,627	B	3,193	1.00	1.00
8177	Attorney (Civil/Criminal)	4,021	B	7,044	2.00	2.00
8193	Chief Attorney I (Civil & Criminal)	6,936	B	8,430	1.00	1.00
8217	Comm Pol Svcs Aide Supervisor	2,472	B	3,005	1.00	1.00
8300	Sheriff's Cadet	1,558	B	1,890	1.50	1.50
8304	Deputy Sheriff	2,919	B	3,753	30.25	30.25
8306	Senior Deputy Sheriff	3,231	B	4,160	13.00	13.00
8308	Sheriff's Sergeant	3,564	B	4,551	6.00	6.00
8310	Sheriff's Lieutenant	4,089	B	5,216	8.00	8.00
8312	Sheriff's Captain	4,690	B	5,983	2.00	2.00
8314	Chief Deputy Sheriff	5,171	B	6,595	1.00	1.00
8315	Assistant Sheriff	5,809	B	7,414	1.00	1.00
8348	Undersheriff	5,809	B	7,414	1.00	1.00
8350	Sheriff	8,405	B	8,405	1.00	1.00
8420	Rehabilitation Services Coordinator	2,862	B	3,479	1.00	1.00

Annual Salary Ordinance 2015-2016 and 2016-2017

Budgeted Position Counts (FTE) by Department and Job Code

Job Code	Title	Low	Type	High	2015-2016 FTE	2016-2017 FTE
SHF SHERIFF						
Program:	ASB	SHERIFF ADMINISTRATION				
Subfund:	1G AGF AAA	GF-NON-PROJECT-CONTROLLED				
8504	Deputy Sheriff (SFERS)	2,919	B	3,753	0.00	0.00
SubFund Total:					85.75	85.75
Program Total:					85.75	85.75
Program:	ASP	FACILITIES & EQUIPMENT				
Subfund:	1G AGF AAA	GF-NON-PROJECT-CONTROLLED				
0932	Manager IV	4,407	B	5,624	1.00	1.00
0933	Manager V	4,753	B	6,067	0.00	0.00
1043	IS Engineer-Senior	4,046	B	5,087	1.00	1.00
1053	IS Business Analyst-Senior	3,409	B	4,289	1.00	1.00
7120	Buildings And Grounds Maintenance Superi	4,731	B	4,731	2.00	2.00
7318	Electronic Maintenance Technician	3,396	B	4,128	1.00	1.00
7334	Stationary Engineer	3,249	B	3,249	10.00	10.00
7335	Senior Stationary Engineer	3,682	B	3,682	2.00	2.00
7347	Plumber	3,169	B	3,851	2.00	2.00
8304	Deputy Sheriff	2,919	B	3,753	8.00	8.00
8306	Senior Deputy Sheriff	3,231	B	4,160	2.00	2.00
8310	Sheriff's Lieutenant	4,089	B	5,216	1.00	1.00
8504	Deputy Sheriff (SFERS)	2,919	B	3,753	0.00	0.00
SubFund Total:					31.00	31.00
Subfund:	2S PPF SHA	SHERIFF-STATE AUTHORIZED SPEC REV FD				
1632	Senior Account Clerk	2,115	B	2,571	1.00	1.00
SubFund Total:					1.00	1.00
Program Total:					32.00	32.00
SHF Department Total:					1,102.80	1,102.77

Annual Salary Ordinance 2015-2016 and 2016-2017

Budgeted Position Counts (FTE) by Department and Job Code

Job Code	Title	Low	Type	High	2015-2016 FTE	2016-2017 FTE
TIS GENERAL SERVICES AGENCY - TECHNOLOGY						
Program:	BAK OPERATIONS					
Subfund:	6I TIF AAP DTIS-OPERATING-ANNUAL PROJECT FUND					
0932	Manager IV	4,407	B	5,624	2.00	2.00
0933	Manager V	4,753	B	6,067	1.00	1.00
0941	Manager VI	5,101	B	6,510	3.00	3.00
0953	Deputy Director III	5,101	B	6,510	1.00	1.00
0954	Deputy Director IV	5,809	B	7,414	1.00	1.00
1021	IS Administrator I	2,269	B	2,758	0.00	0.00
1022	IS Administrator II	2,758	B	3,353	0.00	0.00
1023	IS Administrator III	3,353	B	4,075	0.00	0.00
1024	IS Administrator-Supervisor	3,608	B	4,385	0.00	0.00
1041	IS Engineer-Assistant	3,296	B	4,144	1.77	2.00
1042	IS Engineer-Journey	3,649	B	4,591	14.00	14.00
1043	IS Engineer-Senior	4,046	B	5,087	19.00	19.00
1044	IS Engineer-Principal	4,352	B	5,473	9.85	11.00
1052	IS Business Analyst	2,945	B	3,705	3.00	3.00
1053	IS Business Analyst-Senior	3,409	B	4,289	8.00	8.00
1054	IS Business Analyst-Principal	3,948	B	4,965	2.00	2.00
1070	IS Project Director	4,352	B	5,473	1.00	1.00
1092	IT Operations Support Administrator II	2,269	B	2,758	8.77	9.00
1093	IT Operations Support Administrator III	2,758	B	3,353	8.31	9.00
1094	IT Operations Support Administrator IV	3,353	B	4,075	2.08	3.00
1095	IT Operations Support Administrator V	3,608	B	4,385	2.00	2.00
1452	Executive Secretary II	2,564	B	3,117	1.00	1.00
1824	Principal Administrative Analyst	3,714	B	4,514	1.00	1.00
1844	Senior Management Assistant	2,902	B	3,527	1.00	1.00
7338	Electrical Line Worker	3,597	B	3,597	5.00	5.00
TEMPM	Temporary - Miscellaneous	0.00	B	0.00	0.55	0.53
				SubFund Total:	96.33	99.53
Subfund:	6I TIF ACP DTIS-CONTINUING PROJECT FUND					
1044	IS Engineer-Principal	4,352	B	5,473	2.00	2.00
1053	IS Business Analyst-Senior	3,409	B	4,289	1.00	0.00
				SubFund Total:	3.00	2.00
				Program Total:	99.33	101.53

Annual Salary Ordinance 2015-2016 and 2016-2017

Budgeted Position Counts (FTE) by Department and Job Code

Job Code	Title	Low	Type	High	2015-2016 FTE	2016-2017 FTE
TIS GENERAL SERVICES AGENCY - TECHNOLOGY						
Program:	BIT					
Subfund:	6I TIF AAP					
	TECHNOLOGY					
	DTIS-OPERATING-ANNUAL PROJECT FUND					
0923	Manager II	3,807	B	4,859	1.00	1.00
0933	Manager V	4,753	B	6,067	1.00	1.00
1044	IS Engineer-Principal	4,352	B	5,473	1.77	2.00
1053	IS Business Analyst-Senior	3,409	B	4,289	1.00	1.00
1054	IS Business Analyst-Principal	3,948	B	4,965	1.00	1.00
1063	IS Programmer Analyst-Senior	3,089	B	3,890	1.00	1.00
1064	IS Programmer Analyst-Principal	3,597	B	4,526	2.00	2.00
TEMPM	Temporary - Miscellaneous	0.00	B	0.00	0.26	0.25
SubFund Total:					9.03	9.25
Subfund:	6I TIF ACP					
	DTIS-CONTINUING PROJECT FUND					
0923	Manager II	3,807	B	4,859	1.00	1.00
1052	IS Business Analyst	2,945	B	3,705	1.00	1.00
1053	IS Business Analyst-Senior	3,409	B	4,289	1.00	1.00
SubFund Total:					3.00	3.00
Program Total:					12.03	12.25
Program:	BIU					
Subfund:	6I TIF AAP					
	ADMINISTRATION					
	DTIS-OPERATING-ANNUAL PROJECT FUND					
0923	Manager II	3,807	B	4,859	2.00	2.00
0932	Manager IV	4,407	B	5,624	3.00	3.00
0953	Deputy Director III	5,101	B	6,510	2.00	2.00
0954	Deputy Director IV	5,809	B	7,414	1.00	1.00
0964	Department Head IV	6,668	B	8,511	1.00	1.00
1052	IS Business Analyst	2,945	B	3,705	1.00	1.00
1053	IS Business Analyst-Senior	3,409	B	4,289	1.00	1.00
1070	IS Project Director	4,352	B	5,473	1.00	1.00
1406	Senior Clerk	1,765	B	2,145	1.00	1.00
1452	Executive Secretary II	2,564	B	3,117	2.00	2.00
1454	Executive Secretary III	2,786	B	3,387	1.00	1.00
1632	Senior Account Clerk	2,115	B	2,571	3.00	3.00
1634	Principal Account Clerk	2,388	B	2,902	1.00	1.00
1652	Accountant II	2,551	B	3,101	2.00	2.00
1654	Accountant III	3,087	B	3,752	2.00	2.00
1823	Senior Administrative Analyst	3,208	B	3,899	2.00	2.00

Annual Salary Ordinance 2015-2016 and 2016-2017

Budgeted Position Counts (FTE) by Department and Job Code

Job Code	Title	Low	Type	High	2015-2016 FTE	2016-2017 FTE
TIS GENERAL SERVICES AGENCY - TECHNOLOGY						
Program:	BIU	ADMINISTRATION				
Subfund:	6I TIF AAP	DTIS-OPERATING-ANNUAL PROJECT FUND				
1824	Principal Administrative Analyst	3,714	B	4,514	3.00	3.00
1932	Assistant Storekeeper	1,698	B	2,063	1.00	1.00
1934	Storekeeper	1,862	B	2,264	0.00	0.00
1936	Senior Storekeeper	1,985	B	2,412	1.00	1.00
5504	Project Manager II	5,550	B	5,550	5.08	6.00
7262	Maintenance Planner	4,289	B	4,289	1.00	1.00
7275	Telecommunications Technician Supervisor	3,668	B	4,458	0.00	0.00
TEMPM	Temporary - Miscellaneous	0.00	B	0.00	0.42	0.41
SubFund Total:					37.50	38.41
Subfund:	6I TIF NPR	TELECOMMUNICATION-NON PROJ-CONTROLLED				
1022	IS Administrator II	2,758	B	3,353	0.00	0.00
1051	IS Business Analyst-Assistant	2,543	B	3,199	1.00	1.00
1052	IS Business Analyst	2,945	B	3,705	4.00	4.00
1054	IS Business Analyst-Principal	3,948	B	4,965	2.00	2.00
1062	IS Programmer Analyst	2,543	B	3,199	0.00	0.00
1093	IT Operations Support Administrator III	2,758	B	3,353	2.00	2.00
1823	Senior Administrative Analyst	3,208	B	3,899	1.00	1.00
SubFund Total:					10.00	10.00
Program Total:					47.50	48.41
Program:	BK4	GOVERNANCE AND OUTREACH				
Subfund:	1G AGF AAA	GF-NON-PROJECT-CONTROLLED				
0933	Manager V	4,753	B	6,067	1.00	1.00
1766	Media Production Technician	2,019	B	2,454	4.00	4.00
1767	Media Programming Specialist	2,348	B	2,855	8.00	8.00
1769	Media Production Supervisor	2,918	B	3,547	2.00	2.00
TEMPM	Temporary - Miscellaneous	0.00	B	0.00	0.87	0.85
SubFund Total:					15.87	15.85
Subfund:	2S GSF ARA	AMERICAN RECOVERY AND REINVESTMENT ACT				
1766	Media Production Technician	2,019	B	2,454	0.00	0.00
1769	Media Production Supervisor	2,918	B	3,547	0.00	0.00
1823	Senior Administrative Analyst	3,208	B	3,899	0.00	0.00

Annual Salary Ordinance 2015-2016 and 2016-2017

Budgeted Position Counts (FTE) by Department and Job Code

Job Code	Title	Low	Type	High	2015-2016 FTE	2016-2017 FTE
TIS GENERAL SERVICES AGENCY - TECHNOLOGY						
Program:	BK4	GOVERNANCE AND OUTREACH				
Subfund:	2S GSF ARA	AMERICAN RECOVERY AND REINVESTMENT ACT				
1844	Senior Management Assistant	2,902	B	3,527	0.00	0.00
SubFund Total:					0.00	0.00
Subfund:	6I TIF AAP	DTIS-OPERATING-ANNUAL PROJECT FUND				
0941	Manager VI	5,101	B	6,510	1.00	1.00
0953	Deputy Director III	5,101	B	6,510	1.00	1.00
1042	IS Engineer-Journey	3,649	B	4,591	2.00	2.00
1043	IS Engineer-Senior	4,046	B	5,087	4.00	4.00
1051	IS Business Analyst-Assistant	2,543	B	3,199	2.00	2.00
1052	IS Business Analyst	2,945	B	3,705	0.00	0.00
1053	IS Business Analyst-Senior	3,409	B	4,289	2.00	2.00
1062	IS Programmer Analyst	2,543	B	3,199	1.00	1.00
1063	IS Programmer Analyst-Senior	3,089	B	3,890	4.00	4.00
1064	IS Programmer Analyst-Principal	3,597	B	4,526	1.00	1.00
1070	IS Project Director	4,352	B	5,473	1.00	1.00
SubFund Total:					19.00	19.00
Program Total:					34.87	34.85
Program:	BTO	TECHNOLOGY SERVICES:PUBLIC SAFETY				
Subfund:	6I TIF AAP	DTIS-OPERATING-ANNUAL PROJECT FUND				
0931	Manager III	4,106	B	5,241	1.00	1.00
0932	Manager IV	4,407	B	5,624	1.00	1.00
0942	Manager VII	5,460	B	6,968	1.00	1.00
1452	Executive Secretary II	2,564	B	3,117	1.00	1.00
7257	Communication Line Supervisor I	3,295	B	4,006	3.00	3.00
7273	Communications Line Worker Supervisor II	3,668	B	4,458	2.00	2.00
7275	Telecommunications Technician Supervisor	3,668	B	4,458	0.00	0.00
7308	Cable Splicer	3,295	B	4,006	12.00	12.00
7338	Electrical Line Worker	3,597	B	3,597	8.00	8.00
7362	Communications Systems Technician	3,547	B	4,311	24.00	24.00
7368	Senior Communications Systems Technician	4,106	B	4,991	4.00	4.00
7430	Assistant Electronic Maintenance Technic	2,933	B	3,566	9.00	9.00

Annual Salary Ordinance 2015-2016 and 2016-2017

Budgeted Position Counts (FTE) by Department and Job Code

Job Code	Title	Low	Type	High	2015-2016 FTE	2016-2017 FTE
TIS GENERAL SERVICES AGENCY - TECHNOLOGY						
Program:	BTO	TECHNOLOGY SERVICES:PUBLIC SAFETY				
Subfund:	6I TIF AAP	DTIS-OPERATING-ANNUAL PROJECT FUND				
7432	Electrical Line Helper	2,521	B	3,064	6.00	6.00
8234	Fire Alarm Dispatcher	2,483	B	3,018	2.00	2.00
8236	Chief Fire Alarm Dispatcher	2,946	B	3,581	1.00	1.00
TEMPM	Temporary - Miscellaneous	0.00	B	0.00	3.92	3.79
SubFund Total:					78.92	78.79
Program Total:					78.92	78.79
TIS Department Total:					272.65	275.83

Annual Salary Ordinance 2015-2016 and 2016-2017

Budgeted Position Counts (FTE) by Department and Job Code

Job Code	Title	Low	Type	High	2015-2016 FTE	2016-2017 FTE
TTX TREASURER/TAX COLLECTOR						
Program:	FAL	CHILDREN'S BASELINE				
Subfund:	1G AGF AAP	GF-ANNUAL PROJECT				
0931	Manager III	4,106	B	5,241	0.15	0.15
1630	Account Clerk	1,827	B	2,221	0.50	0.50
1823	Senior Administrative Analyst	3,208	B	3,899	1.00	1.00
1840	Junior Management Assistant	2,230	B	2,711	0.50	0.50
SubFund Total:					2.15	2.15
Program Total:					2.15	2.15
Program:	FC2	LEGAL SERVICE				
Subfund:	1G AGF AAA	GF-NON-PROJECT-CONTROLLED				
1460	Legal Secretary II	2,672	B	3,248	0.62	0.62
8173	Legal Assistant	2,627	B	3,193	2.00	2.00
8177	Attorney (Civil/Criminal)	4,021	B	7,044	0.37	0.37
8190	Attorney, Tax Collector	6,112	B	7,430	0.77	0.77
SubFund Total:					3.76	3.76
Program Total:					3.76	3.76
Program:	FCL	TREASURY				
Subfund:	1G AGF AAA	GF-NON-PROJECT-CONTROLLED				
0922	Manager I	3,547	B	4,527	1.00	1.00
1021	IS Administrator I	2,269	B	2,758	0.00	0.00
1052	IS Business Analyst	2,945	B	3,705	0.50	0.50
1053	IS Business Analyst-Senior	3,409	B	4,289	0.00	0.00
1092	IT Operations Support Administrator II	2,269	B	2,758	0.50	0.50
1630	Account Clerk	1,827	B	2,221	0.50	0.50
1634	Principal Account Clerk	2,388	B	2,902	0.00	0.00
4310	Commercial Division Assistant Supervisor	2,737	B	3,327	2.00	2.00
4320	Cashier I	1,769	B	2,151	4.00	4.00
4321	Cashier II	1,895	B	2,303	13.25	12.48
4322	Cashier III	2,124	B	2,582	1.00	1.00
TEMPM	Temporary - Miscellaneous	0.00	B	0.00	0.33	0.32
SubFund Total:					23.08	22.30
Program Total:					23.08	22.30
Program:	FCM	INVESTMENT				
Subfund:	1G AGF AAA	GF-NON-PROJECT-CONTROLLED				

Annual Salary Ordinance 2015-2016 and 2016-2017

Budgeted Position Counts (FTE) by Department and Job Code

Job Code	Title	Low	Type	High	2015-2016 FTE	2016-2017 FTE
TTX TREASURER/TAX COLLECTOR						
Program:	FCM	INVESTMENT				
Subfund:	1G AGF AAA	GF-NON-PROJECT-CONTROLLED				
0923	Manager II	3,807	B	4,859	1.00	1.00
0931	Manager III	4,106	B	5,241	1.00	1.00
0953	Deputy Director III	5,101	B	6,510	1.00	1.00
0954	Deputy Director IV	5,809	B	7,414	0.50	0.50
1630	Account Clerk	1,827	B	2,221	1.00	1.00
1634	Principal Account Clerk	2,388	B	2,902	1.00	1.00
1654	Accountant III	3,087	B	3,752	2.00	2.00
1657	Accountant IV	3,574	B	4,343	1.00	1.00
1824	Principal Administrative Analyst	3,714	B	4,514	3.00	3.00
1825	Principial Administrative Analyst II	4,067	B	4,943	1.00	1.00
				SubFund Total:	12.50	12.50
				Program Total:	12.50	12.50
Program:	FCN	PROPERTY TAX/LICENSING				
Subfund:	1G AGF AAA	GF-NON-PROJECT-CONTROLLED				
0923	Manager II	3,807	B	4,859	1.00	1.00
1404	Clerk	1,702	B	2,069	1.00	1.00
1630	Account Clerk	1,827	B	2,221	5.00	5.00
1632	Senior Account Clerk	2,115	B	2,571	5.00	5.00
1634	Principal Account Clerk	2,388	B	2,902	3.00	3.00
1654	Accountant III	3,087	B	3,752	0.00	0.00
1823	Senior Administrative Analyst	3,208	B	3,899	1.00	1.00
1824	Principal Administrative Analyst	3,714	B	4,514	0.00	0.00
1825	Principial Administrative Analyst II	4,067	B	4,943	1.00	1.00
1844	Senior Management Assistant	2,902	B	3,527	0.77	1.00
TEMPM	Temporary - Miscellaneous	0.00	B	0.00	0.23	0.22
				SubFund Total:	18.00	18.22
				Program Total:	18.00	18.22
Program:	FCO	BUSINESS TAX				
Subfund:	1G AGF AAA	GF-NON-PROJECT-CONTROLLED				
0923	Manager II	3,807	B	4,859	0.50	0.50
0931	Manager III	4,106	B	5,241	1.00	1.00
0933	Manager V	4,753	B	6,067	0.75	0.75
1630	Account Clerk	1,827	B	2,221	5.00	4.77

Annual Salary Ordinance 2015-2016 and 2016-2017

Budgeted Position Counts (FTE) by Department and Job Code

Job Code	Title	Low	Type	High	2015-2016 FTE	2016-2017 FTE
TTX TREASURER/TAX COLLECTOR						
Program:	FCO	BUSINESS TAX				
Subfund:	1G AGF AAA	GF-NON-PROJECT-CONTROLLED				
1632	Senior Account Clerk	2,115	B	2,571	5.00	5.00
1634	Principal Account Clerk	2,388	B	2,902	2.00	2.00
1654	Accountant III	3,087	B	3,752	1.00	1.00
1824	Principal Administrative Analyst	3,714	B	4,514	1.75	1.75
1842	Management Assistant	2,533	B	3,080	1.00	1.00
4220	Personal Property Auditor	2,732	B	3,320	12.00	12.00
4222	Senior Personal Property Auditor	3,162	B	3,844	7.00	7.00
4224	Principal Personal Property Auditor	3,661	B	4,449	2.00	2.00
TEMPM	Temporary - Miscellaneous	0.00	B	0.00	0.00	0.00
SubFund Total:					39.00	38.77
Subfund:	1G AGF WOF	GENERAL FUND WORK ORDER FUND				
1630	Account Clerk	1,827	B	2,221	0.73	0.73
1632	Senior Account Clerk	2,115	B	2,571	1.00	1.00
4220	Personal Property Auditor	2,732	B	3,320	1.00	1.00
4222	Senior Personal Property Auditor	3,162	B	3,844	1.00	1.00
4308	Senior Collections Officer	2,360	B	2,868	0.50	0.50
4334	Investigator, Tax Collector	2,835	B	3,446	1.00	1.00
SubFund Total:					5.23	5.23
Program Total:					44.23	44.00
Program:	FCQ	TAXPAYER ASSISTANCE				
Subfund:	1G AGF AAA	GF-NON-PROJECT-CONTROLLED				
0922	Manager I	3,547	B	4,527	1.00	1.00
1404	Clerk	1,702	B	2,069	1.00	1.00
1408	Principal Clerk	2,332	B	2,835	11.50	11.50
1823	Senior Administrative Analyst	3,208	B	3,899	1.00	1.00
TEMPM	Temporary - Miscellaneous	0.00	B	0.00	0.00	0.00
SubFund Total:					14.50	14.50
Program Total:					14.50	14.50
Program:	FCS	DELINQUENT REVENUE				
Subfund:	1G AGF AAA	GF-NON-PROJECT-CONTROLLED				
0922	Manager I	3,547	B	4,527	1.40	1.40
0931	Manager III	4,106	B	5,241	1.00	1.00
1404	Clerk	1,702	B	2,069	2.00	2.00

Annual Salary Ordinance 2015-2016 and 2016-2017

Budgeted Position Counts (FTE) by Department and Job Code

Job Code	Title	Low	Type	High	2015-2016 FTE	2016-2017 FTE
TTX	TREASURER/TAX COLLECTOR					
Program:	FCS DELINQUENT REVENUE					
Subfund:	1G AGF AAA GF-NON-PROJECT-CONTROLLED					
1630	Account Clerk	1,827	B	2,221	1.00	1.00
1632	Senior Account Clerk	2,115	B	2,571	5.00	5.00
1654	Accountant III	3,087	B	3,752	1.00	1.00
1844	Senior Management Assistant	2,902	B	3,527	1.00	1.00
4306	Collections Officer	2,194	B	2,666	4.00	4.00
4308	Senior Collections Officer	2,360	B	2,868	18.50	18.50
4310	Commercial Division Assistant Supervisor	2,737	B	3,327	5.00	5.00
4334	Investigator, Tax Collector	2,835	B	3,446	9.00	9.00
4337	Principal Investigator, Tax Collector	3,138	B	3,815	1.00	1.00
8173	Legal Assistant	2,627	B	3,193	0.00	0.00
TEMPM	Temporary - Miscellaneous	0.00	B	0.00	0.00	0.00
				SubFund Total:	49.90	49.90
Subfund:	1G AGF AAP GF-ANNUAL PROJECT					
4308	Senior Collections Officer	2,360	B	2,868	1.00	1.00
				SubFund Total:	1.00	1.00
Subfund:	1G AGF ACP GF-CONTINUING PROJECTS					
1052	IS Business Analyst	2,945	B	3,705	1.00	1.00
1630	Account Clerk	1,827	B	2,221	3.00	3.00
1634	Principal Account Clerk	2,388	B	2,902	1.00	1.00
4306	Collections Officer	2,194	B	2,666	2.00	2.00
4308	Senior Collections Officer	2,360	B	2,868	3.00	3.00
				SubFund Total:	10.00	10.00
Subfund:	1G AGF WOF GENERAL FUND WORK ORDER FUND					
0922	Manager I	3,547	B	4,527	0.10	0.10
1043	IS Engineer-Senior	4,046	B	5,087	0.06	0.06
1460	Legal Secretary II	2,672	B	3,248	0.38	0.38
4308	Senior Collections Officer	2,360	B	2,868	6.00	6.00
4310	Commercial Division Assistant Supervisor	2,737	B	3,327	1.00	1.00
8173	Legal Assistant	2,627	B	3,193	1.00	1.00
8177	Attorney (Civil/Criminal)	4,021	B	7,044	0.63	0.63
8190	Attorney, Tax Collector	6,112	B	7,430	0.23	0.23
				SubFund Total:	9.40	9.40

Annual Salary Ordinance 2015-2016 and 2016-2017

Budgeted Position Counts (FTE) by Department and Job Code

Job Code	Title	Low	Type	High	2015-2016 FTE	2016-2017 FTE
TTX TREASURER/TAX COLLECTOR						
Program:	FCS	DELINQUENT REVENUE				
					70.30	70.30
Program Total:						
Program:	FEG	MANAGEMENT				
Subfund:	1G AGF AAA	GF-NON-PROJECT-CONTROLLED				
0923	Manager II	3,807	B	4,859	0.50	0.50
0931	Manager III	4,106	B	5,241	0.20	0.70
0954	Deputy Director IV	5,809	B	7,414	2.00	2.00
1021	IS Administrator I	2,269	B	2,758	0.00	0.00
1022	IS Administrator II	2,758	B	3,353	0.00	0.00
1023	IS Administrator III	3,353	B	4,075	0.00	0.00
1043	IS Engineer-Senior	4,046	B	5,087	1.94	1.94
1052	IS Business Analyst	2,945	B	3,705	0.50	0.50
1053	IS Business Analyst-Senior	3,409	B	4,289	0.00	0.00
1063	IS Programmer Analyst-Senior	3,089	B	3,890	3.00	3.00
1064	IS Programmer Analyst-Principal	3,597	B	4,526	4.00	4.00
1070	IS Project Director	4,352	B	5,473	0.90	0.90
1092	IT Operations Support Administrator II	2,269	B	2,758	0.50	0.50
1093	IT Operations Support Administrator III	2,758	B	3,353	1.00	1.00
1094	IT Operations Support Administrator IV	3,353	B	4,075	2.00	2.00
1204	Senior Personnel Clerk	2,194	B	2,666	1.00	1.00
1222	Senior Payroll And Personnel Clerk	2,388	B	2,902	1.00	1.00
1244	Senior Personnel Analyst	3,353	B	4,075	1.00	1.00
1454	Executive Secretary III	2,786	B	3,387	1.00	1.00
1630	Account Clerk	1,827	B	2,221	0.50	0.50
1652	Accountant II	2,551	B	3,101	1.00	1.00
1654	Accountant III	3,087	B	3,752	0.00	0.00
1823	Senior Administrative Analyst	3,208	B	3,899	0.00	0.00
1824	Principal Administrative Analyst	3,714	B	4,514	1.00	1.00
4390	Treasurer	6,829	B	6,829	1.00	1.00
TEMPM	Temporary - Miscellaneous	0.00	B	0.00	0.00	0.00
SubFund Total:					24.04	24.54
Subfund:	1G AGF AAP	GF-ANNUAL PROJECT				
0923	Manager II	3,807	B	4,859	0.50	0.50
1823	Senior Administrative Analyst	3,208	B	3,899	1.00	1.00

Annual Salary Ordinance 2015-2016 and 2016-2017

Budgeted Position Counts (FTE) by Department and Job Code

Job Code	Title	Low	Type	High	2015-2016 FTE	2016-2017 FTE
TTX	TREASURER/TAX COLLECTOR					
Program:	FEG		MANAGEMENT			
Subfund:	1G AGF AAP		GF-ANNUAL PROJECT			
					1.50	1.50
Subfund:	1G AGF WOF		GENERAL FUND WORK ORDER FUND			
0931	Manager III	4,106	B	5,241	0.00	0.00
1630	Account Clerk	1,827	B	2,221	0.00	0.00
1823	Senior Administrative Analyst	3,208	B	3,899	0.00	0.00
1840	Junior Management Assistant	2,230	B	2,711	0.00	0.00
1844	Senior Management Assistant	2,902	B	3,527	0.75	0.75
					0.75	0.75
Subfund:	2S GSF GNC		GRANTS; NON-PROJECT; CONTINUING			
0931	Manager III	4,106	B	5,241	0.15	0.15
1840	Junior Management Assistant	2,230	B	2,711	1.50	1.50
1844	Senior Management Assistant	2,902	B	3,527	1.25	1.25
					2.90	2.90
					29.19	29.69
Program:	FGR		GROSS RECEIPTS TAX			
Subfund:	1G AGF ACP		GF-CONTINUING PROJECTS			
0922	Manager I	3,547	B	4,527	0.50	0.50
0923	Manager II	3,807	B	4,859	0.50	0.50
0931	Manager III	4,106	B	5,241	1.50	1.00
0933	Manager V	4,753	B	6,067	1.25	1.25
0953	Deputy Director III	5,101	B	6,510	0.00	0.00
0954	Deputy Director IV	5,809	B	7,414	0.50	0.50
1053	IS Business Analyst-Senior	3,409	B	4,289	1.00	1.00
1064	IS Programmer Analyst-Principal	3,597	B	4,526	1.00	0.00
1070	IS Project Director	4,352	B	5,473	0.10	0.10
1244	Senior Personnel Analyst	3,353	B	4,075	1.00	1.00
1408	Principal Clerk	2,332	B	2,835	4.00	2.00
1630	Account Clerk	1,827	B	2,221	4.00	4.00
1632	Senior Account Clerk	2,115	B	2,571	6.00	4.00
1823	Senior Administrative Analyst	3,208	B	3,899	0.00	0.00
1824	Principal Administrative Analyst	3,714	B	4,514	2.25	2.25
1844	Senior Management Assistant	2,902	B	3,527	1.00	1.00
4222	Senior Personal Property Auditor	3,162	B	3,844	8.85	10.00

Annual Salary Ordinance 2015-2016 and 2016-2017

Budgeted Position Counts (FTE) by Department and Job Code

Job Code	Title	Low	Type	High	2015-2016 FTE	2016-2017 FTE
TTX TREASURER/TAX COLLECTOR						
Program:	FGR	GROSS RECEIPTS TAX				
Subfund:	1G AGF ACP	GF-CONTINUING PROJECTS				
4224	Principal Personal Property Auditor	3,661	B	4,449	1.00	1.00
4321	Cashier II	1,895	B	2,303	3.25	3.25
8177	Attorney (Civil/Criminal)	4,021	B	7,044	1.00	0.00
TEMPM	Temporary - Miscellaneous	0.00	B	0.00	1.22	1.18
SubFund Total:					39.92	34.53
Program Total:					39.92	34.53
TTX Department Total:					257.63	251.95

Annual Salary Ordinance 2015-2016 and 2016-2017

Budgeted Position Counts (FTE) by Department and Job Code

Job Code	Title	Low	Type	High	2015-2016 FTE	2016-2017 FTE
WAR	WAR MEMORIAL					
Program:	EED	OPERATIONS & MAINTENANCE				
Subfund:	2S WMF AAA	WAR MEMORIAL-OPERATING NONPROJECT				
0922	Manager I	3,547	B	4,527	1.00	1.00
0952	Deputy Director II	4,106	B	5,241	1.00	1.00
0962	Department Head II	5,460	B	6,968	1.00	1.00
1222	Senior Payroll And Personnel Clerk	2,388	B	2,902	1.00	1.00
1244	Senior Personnel Analyst	3,353	B	4,075	1.00	1.00
1404	Clerk	1,702	B	2,069	1.00	1.00
1406	Senior Clerk	1,765	B	2,145	2.00	2.00
1446	Secretary II	2,140	B	2,602	1.00	1.00
1452	Executive Secretary II	2,564	B	3,117	1.00	1.00
1823	Senior Administrative Analyst	3,208	B	3,899	1.00	1.00
1824	Principal Administrative Analyst	3,714	B	4,514	1.00	1.00
1842	Management Assistant	2,533	B	3,080	1.00	1.00
1844	Senior Management Assistant	2,902	B	3,527	2.00	2.00
4119	Events & Facilities Specialist	2,621	B	3,187	2.00	2.00
7120	Buildings And Grounds Maintenance Superi	4,731	B	4,731	1.00	1.00
7205	Chief Stationary Engineer	4,122	B	4,122	1.00	1.00
7333	Apprentice Stationary Engineer	2,112	B	3,087	1.00	1.00
7334	Stationary Engineer	3,249	B	3,249	11.00	11.00
7335	Senior Stationary Engineer	3,682	B	3,682	2.00	2.00
7345	Electrician	3,064	B	3,724	1.00	1.00
7346	Painter	2,507	B	3,047	1.00	1.00
7377	Stage Electrician	2,918	B	3,547	4.00	4.00
7392	Window Cleaner	2,401	B	2,918	1.00	1.00
8207	Building And Grounds Patrol Officer	1,985	B	2,412	23.00	23.00
8211	Supervising Building and Grounds Patrol	2,135	B	2,596	2.00	2.00
TEMPM	Temporary - Miscellaneous	0.00	B	0.00	3.66	3.47
					68.66	68.47
					68.66	68.47
				WAR	68.66	68.47

Annual Salary Ordinance 2015-2016 and 2016-2017

Budgeted Position Counts (FTE) by Department and Job Code

Job Code	Title	Low	Type	High	2015-2016 FTE	2016-2017 FTE
WOM STATUS OF WOMEN						
Program:	CAE	COMMISSION ON STATUS OF WOMEN				
Subfund:	1G AGF AAA	GF-NON-PROJECT-CONTROLLED				
0111	Board/Commission Member, Group II	2,000	D	2,060	0.00	0.00
0961	Department Head I	4,407	B	5,624	1.00	1.00
1820	Junior Administrative Analyst	2,094	B	2,545	1.00	1.00
1823	Senior Administrative Analyst	3,208	B	3,899	1.00	1.00
1824	Principal Administrative Analyst	3,714	B	4,514	1.00	1.00
1840	Junior Management Assistant	2,230	B	2,711	1.00	1.00
2998	Rep, Commission On The Status of Women	2,910	B	3,537	1.00	1.00
				SubFund Total:	6.00	6.00
				Program Total:	6.00	6.00
			WOM	Department Total:	6.00	6.00
Report Total:					35,108.49	35,300.86

Charter Exempt Positions

Charter Section 10.104 - Exclusions From Civil Service Appointment	
Code	Description of Exemption
(1)	Supervisory and policy-level positions within the office of the Mayor and the office of the City Administrator.
(2)	Elected officers of the City and County and their chief deputies or chief assistants.
(3)	Members of commissions, boards and advisory committees.
(4)	Commission/Board secretary.
(5)	Heads of agencies and departments.
(6)	Non-uniformed deputy heads of departments.
(7)	Uniformed deputy heads of departments, police commanders and Fire Chief's aides.
(8)	Confidential secretary and executive assistant within a department or agency.
(9)	The Clerk of the Board of Supervisors, legislative analyst and assistants to the members of the Board of Supervisors.
(10)	Paraprofessional aides of the Unified School District and teaching instructional aides of the Community College District.
(11)	Persons employed in positions outside the City and County upon construction work being performed by the City and County when such positions are exempted from the classified civil service by an order of the civil service commission.
(12)	Persons employed in positions in any department for expert professional temporary services, when such positions are exempted from said classified civil service for a specified period of said temporary service by order of the civil service commission.
(13)	All attorneys, including an attorney to the Sheriff and an attorney for the Tax Collector, City Attorney's and District Attorney's investigators, hospital chief administrators, physicians and dentists serving in their professional capacity (except those physicians and dentists whose duties are significantly administrative or supervisory).
(14)	Positions designated as exempt under the 1932 charter, as amended.
(15)	Positions determined by the Controller and approved annually by the Board of Supervisors to be positions where the work or services can be practically performed under private contract at a lesser cost than similar work performed by employees of the City and County, except where such work or services are required to be formed by officers or employees of the City and County under the provisions of this Charter or other applicable law.
(16)	Temporary and seasonal appointments not to exceed the equivalent of half-time during any fiscal year, except that such positions may be filled through regular civil service procedures.
(17)	Appointments, which shall not exceed two years and shall not be renewable, as substitutes for civil service employees on leave, except that such positions may be filled through regular Civil Service procedures.
(18)	Appointments, which shall not exceed three years and shall not be renewable, for special projects and professional services with limited term funding, except that such positions may be filled through regular Civil Service Commission procedures.
(19)	Entry level positions designated by an appointing officer with approval of the Civil Service Commission for persons who met minimum qualifications and are certified as blind or severely disabled; persons so appointed whose job performance is rated satisfactory by their appointing officer shall after one year of continuous service acquire Civil Service status.

FISCAL YEARS 2015-16 AND 2016-17

ANNUAL SALARY ORDINANCE

NOTES TO POSITION COUNT DETAIL AND APPENDIX

NOTE

A. PAY RATES

Certain pay rates included in this document may not reflect year-end rates due to negotiated wage settlements and arbitration awards that have not received final legislative action. If you have a question regarding a rate of pay for a specific classification, please consult the Department of Human Resources Compensation Manual online at <http://www.sfgov.org/dhr>, or contact the Department of Human Resources' Compensation Program at (415) 557-4990.

B. EXEMPT POSITIONS

The appendix lists the different types of Charter exemptions per Charter Section 10.104 and then identifies all exempt positions with approved requisitions by department per Charter Section 10.104 (1-14). These exempt positions are subject to change during the fiscal year. All Commissioners and Board Members are exempt pursuant to Charter section 10.104-3, but are not included as positions and are not detailed in the budget.

C. POSITION COUNT

Total position counts include off-budget positions.



CITY AND COUNTY OF SAN FRANCISCO
OFFICE OF THE CONTROLLER

CORB, Admin Dep
BoS- Leg Clerk, B+F,
Ben Rosenfield Leg
Controller Dep
Todd Rydstrom CPAG
Deputy Controller

RECEIVED
BOARD OF SUPERVISORS
SAN FRANCISCO

2015 JUN -2 AM 9:37

May 29, 2015

Honorable Board of Supervisors
City Hall, Room 244
1 Dr. Carlton B. Goodlett Place
San Francisco, CA 94102

Attention: Angela Calvillo, Clerk of the Board

RE: Budget and Legislative Analyst Services – FY 2015-16

The cost information and supplemental data provided by your office on the proposed contract for Budget and Legislative Analyst services have been reviewed by my staff.

If these services are provided at the proposed contract price, it appears they can be performed at a lower cost than if the work were performed by City employees, if City employees are compensated at the comparably higher wage and benefits rates, in comparable City job classes, and if space rental cost increases are assumed at the higher rates.

The requirements of Charter Section 10.104.15 relative to the Controller's findings that work or services can be practically performed under private contract at a lesser cost than similar work performed by employees of the City and County of San Francisco has been satisfied when comparing contract costs to the high end of comparable City wage and benefit costs. Attached is a statement of projected cost and estimated savings for Fiscal Year 2015-16 and the informational items provided by the department pursuant to San Francisco Administrative Code Section 2.15.

Following the approval of the Board of Supervisors, we will notify your department and the Purchaser that this Charter requirement has been met, when comparing contract costs to the high end of comparable City wages and benefits.

Please contact Risa Sandler at 415-554-6626 if you have any questions regarding this determination.

Sincerely,

Ben Rosenfield,
Controller

Enclosures

cc: Board of Supervisors' Budget Analyst
Human Resources, Employee Relations

Board of Supervisors
 Budget and Legislative Analysis
 COMPARATIVE COSTS OF CONTRACTING VS. IN-HOUSE SERVICES(1)(2)
 FISCAL YEAR 2015-16

ESTIMATED CITY COSTS:

PROJECTED PERSONNEL COSTS

Job Class Title	Class	# of Full Time Equivalent Positions	Bi-Weekly Rate		Low	High
Deputy Director V	0955	1.0	\$ 6,534	\$ 8,338	\$ 170,537	\$ 217,622
Deputy Director III	0953	1.0	5,387	6,875	140,601	179,438
Deputy Director III	0953	1.0	5,387	6,875	140,601	179,438
Principal Administrative Analyst	1824	3.0	3,922	4,767	307,093	373,256
Senior Administrative Analyst	1823	4.0	3,388	4,117	353,707	429,815
Administrative Manager II	1822	1.0	2,752	3,346	71,827	87,331
Executive Secretary I	1450	1.0	2,463	2,994	64,284	78,143
Temporary Salaries	TEMP_M	0.5	1,723	1,723	22,485	22,485
Holiday Pay (if applicable)					-	-
Night / Shift Differential (if applicable)					-	-
Overtime Pay (if applicable)					3,500	3,500
Other Pay (if applicable)					-	-
Total Salary Costs		12.5			1,274,635	1,571,027

FRINGE BENEFITS

Variable Fringes (3)	338,318	468,570
Fixed Fringes (4)	193,670	193,670
Total Fringe Benefits	531,988	662,240

ADDITIONAL CITY COSTS (if applicable)

Operating Expenses (materials and supplies, office equipment, other expenses)	79,792	79,792
Space Rental	0	165,625
Data Processing Hardware & Software	16,868	16,868
Payroll Tax Expense		
	96,660	262,285

ESTIMATED TOTAL CITY COST

1,903,283 2,495,552

LESS: ESTIMATED TOTAL CONTRACT COST

(2,126,950) (2,126,950)

ESTIMATED SAVINGS

\$ (223,667) \$ 368,602

% of Savings to City Cost

-12% 15%

Comments/Assumptions:

1. FY 1979 would be/was the first year these services are/were contracted out.
2. Salary levels reflect proposed salary rates effective July 1, 2016. Costs are represented as annual 12 month costs.
3. Term disability, where applicable.
4. Total fringe benefits costs are estimated at 40% of total salary costs.
5. Classifications based on current configuration of Budget and Legislative Analyst services.
6. Full time equivalent (FTE) positions include 11 managers and analyst staff and 1 administrative staff. The staff level of 11 managers and analysts is based on the number of staff required to provide 16,860 hours of productive service, as well as MOU-mandated leave and training hours and other nonproductive administrative hours (staff meetings, performance evaluations, and other administrative hours) consistent with ALGA (Association of Local Government Auditors) standards.
7. Any potential seasonal or overtime costs if brought in-house have not been determined.
8. Calculations do not include liability for retiree health. Based on the CAFR for year ending June 30, 2011, the City's annual
9. Estimated total contract cost includes the 3.25% COLA requested by the contractor. If this COLA is not approved by the Board of Supervisors, the total estimated contract cost would be \$2,060,000 in FY 2015/16.

OFFICE OF THE MAYOR
SAN FRANCISCO



RECEIVED
OFFICE OF SUPERVISORS
SAN FRANCISCO

2015 JUL -1 PM 12:48

COB, B+F Clerk,
Leg Dep, BOS-Leg
EDWIN M. LEE
MAYOR
Cpage
Admin
Dep.

To: Angela Calvillo, Clerk of the Board of Supervisors
From: Kate Howard, Mayor's Budget Director
Date: June 1, 2015
Re: Mayor's FY 2015-16 and FY 2016-17 Budget Submission

Madam Clerk,

In accordance with City and County of San Francisco Charter, Article IX, Section 9.100, the Mayor's Office hereby submits the Mayor's June 1st proposed budget, corresponding legislation, and related materials for Fiscal Year 2015-16 and Fiscal Year 2016-17.

In addition to the Annual Salary Ordinance and Annual Appropriation Ordinance, the following items are included in the Mayor's submission:

- The budget for the Treasure Island Development Authority for FY 2015-16 and FY 2016-17.
- The budget for the Office of Community Investment and Infrastructure for FY 2015-16.
- 19 separate pieces of legislation (see list attached).
- A Transfer of Function letter detailing the transfer of 1.0 position within the Executive Branch.
- An Interim Exception letter.
- A letter addressing funding levels for consumer price index increases for nonprofit corporations or public entities for the coming two fiscal years.

If you have any questions, please contact me at (415) 554-6515.

Best Regards,

A handwritten signature in cursive script, appearing to read "Kate H".

Kate Howard
Mayor's Budget Director

cc: Members of the Board of Supervisors
Harvey Rose
Controller

Legislation Introduced with the Mayor's Proposed FY 2015-16 and FY 2015-16 Budget			
DEPT	Description of Local Legislation	Type of Legislation	Budget & Finance Committee Calendar Date
AIR	Appropriation – \$2,673,349 to the Airport Commission - FY2015-2016	Ordinance	15-Jun
CON	Resolution Adjusting the Access Line Tax with the Consumer Price Index of 2015	Resolution	15-Jun
CON	Neighborhood Beautification and Graffiti Clean-up Fund Tax Designation Ceiling	Ordinance	15-Jun
CON	Designation of Hinderliter, de Llamas and Associates ("Contractor") as City's Authorized Representative in Sales and Use Tax Records Examination	Resolution	15-Jun
CON	Proposition J Contract Certification Specified Contracted-Out Services Previously Approved	Resolution	15-Jun
CPC	Administrative Code – California Environmental Quality Act Procedures and Fees (Fee Elimination)	Ordinance	15-Jun
CPC	Planning, Building Codes – Fee Waiver for Legalization of Secondary Dwelling Units	Ordinance	15-Jun
DBI	Building Code - Fees	Ordinance	18-Jun
DPH	Accept and Expend Grants- Recurring State Grant Funds - Department of Public Health- FY2015-2016	Resolution	18-Jun
DPH	Public Health Rates for FY 2015-16 and FY 2016-17	Ordinance	18-Jun
DPH	Administrative Code - Department of Public Health Group Purchasing Organizations	Ordinance	18-Jun
DPW	Public Works Code – Fees for Nighttime Work Permit and Preapplication Meetings	Ordinance	17-Jun
FIR	Business and Tax Regulations Code - Fire Department Licensing Fees	Ordinance	17-Jun
FIR	Fire Code – Fire Department Fines and Fees	Ordinance	17-Jun
H.S.A.	Approval of FY15-16 and FY16-17 Expenditure Plans for the Human Services Care Fund	Resolution	18-Jun
MOHCD	Administrative, Planning, Subdivision Codes - Citywide Affordable Housing Fund, Mayor's Housing Programs Fees Fund	Ordinance	15-Jun
MOHDC	Certificates of Participation – Housing Trust Fund – Reimbursement of Certain Expenditures	Resolution	15-Jun
PUC	Appropriation Amendment - \$2,177,552 to the Public Utilities Commission Operating Budget - FY2015-2016	Ordinance	15-Jun
PUC	Public Employment – Amendment to the Annual Salary Ordinance, FY2015-2016 and FY 2016-2017 – Public Utilities Commission Water Enterprise Department	Ordinance	15-Jun

BOARD of SUPERVISORS



ORIG. Leg Clerk
BOS-11, COB, Leg Dep
Dep City Atty, Admin Dep
City Hall
1 Dr. Carlton B. Goodlett Place, Room 244
San Francisco 94102-4689
Tel. No. 554-5184
Fax No. 554-5163
TDD/TTY No. 544-5227
CPAGE

MEMORANDUM

Date: June 1, 2015
To: Honorable Members, Board of Supervisors
From: *AN* Angela Calvillo, Clerk of the Board
Subject: Notice of Transfer of Function Under Charter Section 4.132

Pursuant to Charter Section 4.132, Mayor Edwin Lee has issued a notice to the Board of Supervisors, dated June 1, 2015, announcing a plan to reorganize duties and functions between departments and other units of government within the executive branch. The notice attached describes the specific position being transferred.

Such reorganization shall become effective 30 days after its issuance unless disapproved by the Board of Supervisors during that time. If you would like to hold a hearing on any of these transfer of function items, please let me know by Friday, June 5, 2015.

OFFICE OF THE MAYOR
SAN FRANCISCO



ORIG: Leg Clerk, B+F
COB, Leg Dep, clerk
Admin Dep, Dep city
EDWIN M. LEE City
MAYOR - Page, ac
File

RECEIVED
BOARD OF SUPERVISORS
SAN FRANCISCO

2015 JUN -1 PM 1:05

ll

To: Angela Calvillo, Clerk of the Board of Supervisors
From: Kate Howard, Mayor's Budget Director
Date: June 1, 2015
Re: Notice of Transfer of Function under Charter Section 4.132

Madam Clerk:

This letter constitutes a notice to the Board of Supervisors under Charter Section 4.132 of a transfer of function between departments within the Executive. All positions are regular positions unless otherwise specified. The positions include the following:

One position (1.0 FTE 1043 IS Engineer Senior) will transfer from the Department of Public Health (DPH) to the Department of Technology (DT). This 1043 IS Engineer-Senior has been working with DT on the Data Center consolidation and virtualization project which began in 2011. At the time of the project's inception, staffing support was partially sourced through other departments, with reimbursements via workorders from DT. This 1043 in the Department of Public Health budget has been working on the project and supported by a workorder from DT. This movement of position recognizes the permanent nature of the function within the DT to maintain and increase the virtualization capacity of the City.

If you have any questions please feel free to contact my office.

Sincerely,

A handwritten signature in cursive script that reads "Kate Howard".

Kate Howard
Mayor's Budget Director

cc: Members of the Budget and Finance Committee
Harvey Rose
Controller

OFFICE OF THE MAYOR
SAN FRANCISCO



RECEIVED
BOARD OF SUPERVISORS
SAN FRANCISCO
JUN -1 PM 1:05
ll

COB, B + F Clerk
Leg Dep, Leg Clerk - bring
EDWIN M. LEE
MAYOR
ADM
DEP
CPge

To: Angela Calvillo, Clerk of the Board of Supervisors
From: Kate Howard, Mayor's Budget Director
Date: June 1, 2015
Re: Interim Exceptions to the Annual Salary Ordinance

Madam Clerk:

I herein present exceptions to the Annual Salary Ordinance (ASO) for consideration by the Budget and Finance Committee of the Board of Supervisors. The City's standard practice is to budget new positions at 0.77 FTE. Where there is justification for expedited hiring however, the Board may authorize exceptions to the Interim ASO, which allow new positions to be filled in the first quarter of the fiscal year, prior to final adoption of the budget.

Exceptions are being requested for the following positions:

General Fund Positions (88.75 FTE)

■ **City Administrator (19.0 FTE)**

Animal Care and Control: 2292 Shelter Veterinarian (1.0 FTE); 3370 Animal Care Attendant (2.0 FTE); 3372 Animal Control Officer (1.0 FTE); 3376 Animal Care Assistant Supervisor (1.0 FTE): These positions were added in the FY 14-15 budget as a one-time addback. These interim exceptions would make these filled positions permanent.

Office of Labor Standards Enforcement: 1824 Principal Administrative Analyst (1.0 FTE); 2992 Contract Compliance Officer 1 (2.0 FTE): Positions are needed in order to implement the new minimum wage ordinance passed by the voters in November 2014.

Office of Short Term Rentals: 0923 Manager II (1.0 FTE); 1823 Senior Administrative Analyst (1.0 FTE); 1842 Management Assistant (1.0 FTE): Recent legislation requires dedicated staff to implement the outreach, registration and enforcement needed.

Office of Community Investment and Infrastructure: O035 Management Assistant (OCII) (2.0 FTE); O535 Development Services Manager (OCII) (1.0 FTE); O695 Accountant III (OCII) (1.0 FTE); O775 Accountant II (OCII) (1.0 FTE); O970 Accounting Supervisor (OCII) (1.0 FTE); O990 Assistant Project Manager (OCII) (2.0 FTE). These positions reflect changes associated with negotiated labor agreements.

■ **Office of the Assessor Recorder (1.0 FTE)**

1042 IS Engineer- Journey (1.0 FTE): This position will provide redundancy to support the City's legacy property assessment system and prevent system failures.

- **Department of Public Health (19.5 FTE)**
 2424 X-Ray Laboratory Aide (5.5 FTE); 2467 Diagnostic Imaging Technologist I (9.5 FTE); 2536 Respiratory Care Practitioner (0.5 FTE), 2736 Porter (4.0 FTE): These positions are being added as Interim Exceptions related to a recent labor settlement.
- **Department of Public Works (1.00 FTE)**
 9254 Assistant to the Director, Public Affairs (1.0 FTE): This reflects a change in the status of an existing position from permanent to limited term.
- **Ethics Commission (1.00 FTE)**
 1840 Junior Management Assistant (1.0 FTE): This position is currently filled and is implementing the department's three year e-filing project for financial disclosures.
- **Fire Department (13.00 FTE)**
 H003 EMT/Paramedic/Firefighter (12.0 FTE): These positions are urgently needed for candidates graduate from the H-3 academy in June 2015.

1070 IS Project Director (1.0 FTE): This off-budget ASO position implements critical technology projects of the department.
- **Department of Human Resources (14.00 FTE)**
 1249 Personnel Trainee (10.0 FTE); 0922 Manager 1 (4.0 FTE): These positions represent off budget ASO authority related to the personnel analyst and Senior Fellow programs.
- **Juvenile Probation Department (1.5 FTE)**
 0922 Manager 1 (1.0 FTE): This position will project manage the Juvenile Hall Video Camera Project as well the Case Management System Project. These projects have commenced and need dedicated project management staff.

4321 Cashier (0.5 FTE): This critically needed position would bring an existing cashier to 1.0 FTE. This extra work time is needed to process victim restitution programming after a reorganization of the restitution program.
- **Mayor's Office (2.00 FTE)**
 0889 Mayor's Staff IX (1.0 FTE); 0902 Mayor's Staff XIV (1.0 FTE): These positions are needed to correctly reflect the existing staff who are managing the City's Open Data Program, created by Administrative Code, Chapter 22D (Open Data Policy).
- **Police Department (13.75 FTE)**
 8274 Police Cadet (13.5 FTE): These positions are for the 2015-16 Police Cadet Class. Because Cadets must be part-time students, it is imperative to hire Cadets as early in the summer as possible to effectively implement the program. These positions are partially funded by a grant and partially funded by the General Fund.

8177 Attorney (0.25 FTE): This position will bring an existing Office of Citizen Complaints (OCC) attorney up to 1.0 FTE from a current 0.75 FTE. This attorney will perform important legal work for the OCC.

- **Recreation and Parks Department (1.00 FTE)**
5201 Junior Engineer (1.0 FTE): This position will enable a current Recreation and Parks Department (RPD) engineer to continue to perform critical water engineering work for RPD as they transition, in partnership with the Public Utility Commission (PUC), from using potable water to irrigate plants to using recycled water to irrigate plants. Given the timing of a new work order with the PUC, it is important to have this position as an Interim Exception.
- **Treasurer Tax Collector (1.00 FTE)**
1823 Senior Administrative Analyst (1.0 FTE): Current employee is fulfilling these job functions on an expiring grant position. In order to avoid an interruption in services at the Office of Financial Empowerment, this position is needed at the start of the fiscal year.

Non-General Fund Positions (23.5 FTE)

- **Department of Children, Youth & Their Families (2.0 FTE)**
1823 Senior Administrative Analyst (1.0 FTE); 1824 Principal Administrative Analyst (1.0 FTE): These positions are needed to implement the Our Children, Our Families Council created under Proposition C, approved by the voters in November 2014.
- **District Attorney (1.0 FTE)**
8129 Victim/Witness Investigator I (1.0 FTE). This critically important position is funded by the Byrne Criminal Justice Innovation Grant Program. This program will result in a Transitional Age Youth (TAY) Court, and the District Attorney will play a key role in these proceedings.
- **Department of Public Works (1.00 FTE)**
8207 Building and Grounds Patrol Officer (1.0 FTE): This position is needed at the beginning of the fiscal year to address critical security needs at the Department of Public Works yard.
- **Police Department (12.0 FTE)**
9209 Community Police Services Aide (12.0 FTE). These positions will allow 12 Community Police Service Aides to continue their invaluable work directing and managing groundside traffic at the SFO terminals.
- **Treasurer Tax Collector (2.5 FTE)**
1844 Senior Management Assistant (2.0 FTE); 1840 Junior Management Assistant (0.5 FTE): These off-budget positions are funded through grants. Positions are needed at the beginning of the fiscal year to ensure that there are no interruptions to the counseling and financial literacy services provided by the Office of Financial Empowerment, and to ensure that the department is able to utilize the full value of the grant.
- **Public Utility Commission Water Enterprise (5.0 FTE)**
7355 Truck Driver (1.0 FTE); 7388 Utility Plumber (2.0 FTE); 7463 Utility Plumber Apprentice (2.0 FTE): New revenue generating, off-budget positions to help expedite and serve back-log for new development connections.

Please do not hesitate to contact me if you have any questions regarding the requested interim exceptions to the Annual Salary Ordinance.

Sincerely,

A handwritten signature in black ink, appearing to read "Kate Howard", written in a cursive style.

Kate Howard
Mayor's Budget Director

cc: Members of the Budget and Finance Committee
Harvey Rose
Controller

OFFICE OF THE MAYOR
SAN FRANCISCO



COB, BOS - Leg Clerk,
B+ F Clerk, Adm Dep,
EDWIN M. LEE (Leg Dep.)
MAYOR CPJL

RECEIVED
BOARD OF SUPERVISORS
SAN FRANCISCO
JUN 1 1:05 PM '15
ll

To: Angela Calvillo, Clerk of the Board of Supervisors
From: Kate Howard, Mayor's Budget Director
Date: June 1, 2015
Re: Minimum Compensation Ordinance and the Mayor's FY 2015-16 and FY 2016-17
Proposed Budget

Madam Clerk,

Pursuant to Proposition J, the Minimum Wage Ordinance, passed by the voters of San Francisco in November 2014, the minimum wage now exceeds the value of minimum compensation as defined in San Francisco Administrative Code, SEC 12P.3. This letter provides notice to the Board of Supervisors that the Mayor's Proposed Budget for Fiscal Years (FY) 2015-16 and 2016-17 contains funding to support minimum wage for nonprofit corporations and public entities in FY 2015-16 and FY 2016-17.

If you have any questions, please contact my office.

Sincerely,

A handwritten signature in cursive script that reads "Kate H".

Kate Howard
Mayor's Budget Director

cc: Members of the Board of Supervisors
Harvey Rose
Controller

To: BOS-Supervisors
Subject: FW: Info: Resource Conservation Ordinance 2014 Annual Report
Attachments: Annual Report 2014- Resource Conservation Ordinance.pdf

From: Fish, Monica (ENV)
Sent: Monday, June 01, 2015 1:20 PM
To: Calvillo, Angela (BOS)
Cc: Nevin, Peggy (BOS); Rodriguez, Guillermo (ENV)
Subject: Info: Resource Conservation Ordinance 2014 Annual Report

Dear Angela,

Pursuant to the requirements of the Resource Conservation Ordinance (Chapter 5, Environment Code, Sec. 510), the Department of the Environment hereby submits our annual report to the Board of Supervisors, which highlights the achievements of the City Government Zero Waste Program during calendar year 2014.

Monica Fish, Commission Secretary
San Francisco Department of the Environment
1455 Market Street, Ste. 1200
San Francisco, CA 94103
E: Monica.Fish@sfgov.org
T: (415) 355-3709

SFEnvironment.org | [Facebook](#) | [Twitter](#) | [Get Involved](#)

Please consider the environment before printing this email.

Resource Conservation Ordinance – 2014 Annual Report

City Government Zero Waste Program
San Francisco Department of the Environment

Pursuant to the requirements of the Resource Conservation Ordinance (Chapter 5, Environment Code, Sec. 510), the Department of the Environment hereby submits our annual report to the Board of Supervisors, which highlights the achievements of the City Government Zero Waste Program during calendar year 2014.

The City Government Zero Waste Program helps ensure that San Francisco city agencies meet all of the waste prevention, recycling, composting, disposal and environmentally responsible purchasing requirements outlined in various ordinances, resolutions and directives including but not limited to the Resource Conservation Ordinance, the Mandatory Recycling and Composting Ordinance and Zero Waste Resolution. Additionally, it is the goal of the Department of the Environment that the City and County of San Francisco's waste reduction efforts exemplify what is possible for the entire community of San Francisco. With Mandatory Recycling and Composting now required under city law, it is particularly important for city departments to model the best zero waste behavior. Below is a summary of the City Government Zero Waste Program highlights from 2014.

Compliance with the Mandatory Recycling and Composting Ordinance

The City Government Zero Waste Team monitors compliance with the Mandatory Recycling and Composting Ordinance. In 2014 the City Government Zero Waste Team improved participation at 27 City Government locations by conducting site visits, making recommendations for improvement and providing new stickers, bins and signs to promote proper participation. The team also helped maintain a high rate of collection service compliance. Ninety-nine point eight percent (99.8%) of city facilities which fall under ordinance jurisdiction have been outfitted with color-coded (blue and green) recycling and composting containers. While there is still some room for improvement in terms of ensuring staff participates properly and facilities have more widespread access to composting and recycling bins in more convenient locations, nearly every facility has both recycling and composting service.

Departmental Cost Savings Highlights

In 2014, the City Government Zero Waste Team worked closely with the Office of Contract Administration to negotiate a new refuse collection agreement with Recology. The negotiated rates will result in over \$2 million in savings compared to commercial refuse rates over a 5 year term. SF Environment also helped save thousands of dollars on disposal costs during the year by working closely with department representatives to identify cost savings by reconfiguring service levels, promoting proper participation with recycling and composting and "right-sizing" service. Additionally, SF Environment is responsible for administering the scrap metal contract and promoting the recycling of scrap metal at City agencies. In 2014 the sale of this metal generated \$294,000 in revenue for the city. Also, the Virtual Warehouse, our city government surplus materials exchange program, has helped the City save significant resources and money. In 2014 the program redistributed 18,625 items worth \$790,000.

Employee Trainings

The City Government Zero Waste Team focuses much time and energy ensuring city employees are properly trained on how and why it is important to reduce, reuse, recycle and compost. In 2014 staff trained 727 city employees in 2014, including 72 departmental Zero Waste Coordinators on recycling, composting, waste prevention, environmental principles, and city policy.

Collection Container Audits

In 2014, the City Government Zero Waste team conducted audits of the contents of recycling, composting and trash containers at City facilities. These audits are intended to help both our team and on-site employees understand opportunities for improvement and identify ways to save money

on service costs. Forty-two audits were conducted at departments in 2014, including all 27 library branches, nearly every police station and several Human Services Offices. The City Government Zero Waste team went to facilities the evening before containers were emptied by Recology, examined the contents, the fullness of the containers and wrote a detailed report with photos for staff which included recommendations for improvement. For larger compacting containers, staff worked with Recology drivers who emptied the contents on the floor of the transfer station or recycling facility for SF Environment staff to examine. The City Government Zero Waste team worked diligently to complete these audits, often going across the city in the evening and early morning to collect this valuable information.

Green Purchasing

During the year, the City Government Zero Waste team collaborated with the Office of Contract Administration to increase the purchase of products with recycled content. The team researched levels of recycled content of various products available in the marketplace and incorporated environmental specifications for recycled content into bid processes. In 2014 the Office supplies, janitorial papers and SFMTA Cable Car Ticket contract language helped increase the amount of recycled content in city purchases, helping close the loop and drive the marketplace for these products.

The Surplus Disposal Program

City Government Zero Waste staff manage the Surplus Disposal Program, which is comprised of the scrap metal recycling, surplus auctions, and the Virtual Warehouse. The Virtual Warehouse is an online materials exchange system for city surplus items. Useable, unwanted items are redistributed to other city agencies, non-profits and schools via an online database. In 2014, 18,625 items were reused and redistributed through the Virtual Warehouse surplus materials exchange program. These items weighed 90 tons and were valued at \$790,000.

Through a scrap metal contract with Circosta Iron and Metal Company, departments can recycle various types of scrap metal, such as broken metal desks, metal filing cabinets, rails from the MTA system, brass fixtures, and copper pipes. In 2014, the city recycled 1,300 tons of scrap metal and received revenue from the sale of the scrap metal totaling \$294,000.

2014 Waste Assessment Questionnaire

Pursuant to the requirements of the Resource Conservation Ordinance, each department is required to complete an annual waste assessment questionnaire. The questionnaire is intended to summarize landfill diversion efforts, assist the department in better understanding their current programs and identify opportunities for improvement. Since many city departments occupy multiple locations and each location is unique, departments were asked to fill out one form for each location and appoint one Zero Waste Coordinator per location. Below is a table which outlines compliance with the aforementioned Resource Conservation Ordinance requirements.

Department Name	Zero Waste Coordinators assigned at all locations?	Waste Assessment Questionnaire (WAQ) turned in for all locations?	Number of WAQ's completed?
Academy of Sciences	Yes	No	0/1
Adult Probation	Yes	No	0/1
Airport	Yes	No	0/2
Animal Care and Control	Yes	No	0/1
Arts Commission	Yes	Yes	1/1
Asian Art Museum	Yes	No	0/1
Assessor Recorder	Yes	Yes	2/2
Board of Supervisor	Yes	Yes	1/1
Building Inspection	Yes	Yes	2/2
Civil Service Commission	Yes	Yes	1/1
Child Support Services	Yes	Yes	1/1
Children, Youth & Families	Yes	Yes	1/1
City Attorney	Yes	Yes	2/2
Citizen Complaints, Office of	Yes	Yes	1/1
Controller's Office	Yes	Yes	2/2
Convention Facilities	Yes	No	0/2
District Attorney	Yes	No	0/3
Economic Workforce Development	Yes	No	2/3
Elections, Department of	Yes	Yes	2/2
Emergency Management, Department of	Yes	Yes	3/3
Employee Retirement	Yes	Yes	1/1
Ethics Commission	Yes	Yes	1/1
Fine Arts Museum	Yes	No	0/2
Film Commission	No	No	0/1
Fire Department	Yes	Yes	45/55
General Services Agency	Yes	Yes	3/3
GSA - Central Shops	Yes	No	0/5
GSA - 311	Yes	Yes	1/1
Health Services Systems	Yes	Yes	1/1
Human Rights Commission	No	No	0/1
Human Resources, Department of	Yes	Yes	1/1
Human Services Agency	Yes	No	2/14
Juvenile Probation	Yes	Yes	1/1
Mayor's Office of Housing	Yes	Yes	1/1
Mayor's Office of Neighborhood Services	No	No	0/1
Municipal Transportation Agency	Yes	Yes	7/7
Planning Department	Yes	Yes	1/1
Police Department	Yes	No	7/14
Port	Yes	Yes	5/5
Public Defender	Yes	Yes	1/1
Public Health, Department of	Yes	No	5/53
Public Library	Yes	No	8/29
Public Utilities Commission	Yes	No	3/16
Public Works	Yes	No	8/10
Real Estate	Yes	Yes	1/1
Recreation & Park	Yes	No	7/32
Rent Board	Yes	Yes	1/1
Sherriff	Yes	No	0/12
Status on Women, Department of the	Yes	No	0/1
Technology, Department of	Yes	No	3/3
Treasure Island Development Authority	Yes	No	0/1
Treasurer & Tax Collector	Yes	Yes	1/1
War Memorial Complex	Yes	Yes	3/3

Tonnage to Landfill for Top 15 City Department Locations

2014 will mark the first year the City Government Zero Waste Program has calculated tons to landfill for the top 15 city department locations. We will be reporting on this metric annually in the Resource Conservation Ordinance Annual Report to track progress of these departments which make up a significant portion of tons sent to landfill from local government activity. These metrics will also be reported in the relevant departmental Climate Action Plans to help drive progress towards improvement.

Location name	Address	Department	Tons to landfill in 2014
SF General Hospital	1001 Potrero	DPH	1176
Laguna Honda	375 Laguna Honda Blvd.	DPH	1081
Hall of Justice	850 Bryant	RED , Sheriff, Police, DA, Courts	639
Presidio Maintenance Division	Geary and Presidio	SFMTA	202
Woods Maintenance Division	1095 Indiana	SFMTA	185
Opera House, Davies, Veterans Hall	301 Van Ness	RED , War Memorial	168
Marina Green	850 Marina Blvd.	RPD	152
Southeast Wastewater Treatment	750 Phelps	SFPUC	113
25 Van Ness	25 Van Ness	RED , Arts, DPH, HRC, Women, Ethics, OCC	108
1 South Van Ness	1 South Van Ness	RED , Mayor, SFMTA, 311, Controller, DHR	97
Potrero Maintenance Division	2500 Mariposa	SFMTA	84
Youth Guidance Center	375 Woodside	Juvenile Probation Department	80
Main Library	100 Larkin	SFPL	73
Kirkland Maintenance Division	2400 Stockton	SFMTA	65
City Hall	1 Dr. Carlton B. Goodlett Pl.	RED , Mayor, BOS, Public Works, Controller, etc.	51

Bold = Managing department, in multi-occupancy buildings

* Only includes city-owned and operated facilities. Does not include privately managed, city-owned facilities such as Moscone Center or California Academy of Sciences

From: Board of Supervisors, (BOS)
To: BOS-Supervisors; Calvillo, Angela (BOS); Somera, Alisa (BOS); Caldeira, Rick (BOS)
Subject: FW: DBI/Planning Unit Legalization One Year Report
Attachments: Joint DBI Planning 1 Year Report Unit Legalization June 2015.pdf

From: Ortiz, Adriana (DBI)
Sent: Thursday, June 04, 2015 8:50 AM
To: Board of Supervisors, (BOS)
Subject: DBI/Planning Unit Legalization One Year Report

Good Morning President Breed, and Members of the Board,

Enclosed please find the first Annual Report on Unit Legalizations, as stipulated in Ordinance 43-14.

Thank you.

Adriana Ortiz
Director's Office
Department of Building Inspection
1660 Mission Street, 6th floor
San Francisco, CA 94103
(415) 558-6690 Phone
(415) 558-6225 Fax



Tom C. Hui, S.E., C.B.O.
Director
Department of Building
Inspection
1660 Mission Street
San Francisco CA 94103
(415) 558-6088
(415) 558-6041 Fax

John Rahaim
Director
Planning Department
1650 Mission Street, Suite 400
San Francisco CA 94103
(415) 558-6378
(415) 558-6409

DATE: June 3, 2015
TO: San Francisco Board of Supervisors
FROM: DBI Director Tom C. Hui and Planning Director John S. Rahaim

Status Report:

Legalization of existing dwelling units constructed without permits in San Francisco after one year of implementation

Ordinance 43-14 was passed last year to amend Planning and Building Codes to allow building owners the opportunity to legalize existing dwelling units constructed without permits. Effective May 17, 2014, building owners voluntarily pursued legalization of their unauthorized dwelling unit at DBI's Unit Legalization Counter. A screening form and building permit with two sets of plans are required for DBI and Planning's approval. Since the initial 6-month report, the program's participation rate has doubled to more than 200 submitted screening forms to legalize illegal dwelling units.

DBI and Planning are continuing efforts to make information about this program readily available to the public. A webpage was created on the DBI's website for the Unit Legalization Program containing updates on the Information Sheet guidelines, Screening Form and FAQs handout related to the program. Throughout the year, DBI and Planning participated in town halls, fairs, and workshops to give presentations and answered questions about legalizing in-laws.

Due to the numbers of applicants' concern about the fire sprinkler requirements, the Building and Fire Department created an Information Sheet, FS-05. This Information Sheet establishes equivalencies on fire sprinkler requirement for adding or legalizing a unit within an existing building. Also, all unit legalization permits under Ordinance 43-14 are exempted from complying

Edwin M. Lee, Mayor
City & County of San Francisco


with the California Energy Code per California Historic Building Code. More equivalencies may be approved through pre-application meetings on a case-by-case basis. Similarly, for legalizing a unit, Planning has waived rear yard, parking, open space, and exposure requirements for the unit to be legalized.

Furthermore, in order to address customer questions about property tax assessments, a joint meeting with the Assessor was held to update language in the FAQ handout and Screening Form. In addition, a list of approved permits breaking down costs and permit fees was shared with the Assessor for analysis of any cost trend emerging with these legalization permits. Based upon the 34 approved permits at this first year anniversary, the estimated cost of construction ranged from \$10,000 to \$150,000, depending upon the scope of work. DBI permit fees averaged roughly \$1,540 per approved permit, while Planning permit fees averaged \$1647.00 per approved permit.

During this one-year period, DBI received over 2,100 enquiries, with a total of 227 submitted screening forms from owners to participate in the program. Of the 227 applicants in the program, 183 building permits were filed, out of which 34 were approved and 26 were issued. The remaining permits are currently in the review process. The street tree referral, which is issued by Department of Public Works (DPW), initially contributed to delay in the review process; however, the referral issuance time has been significantly reduced. The average review time within DBI is two months, while the average review time within Planning is two and half months. To encourage a speedier timeframe, staff informs applicants that after Planning staff approves the building permit, they may request over-the-counter review at DBI. Of the 34 approved permits, a quarter of the permits received DBI over-the-counter approval.



Tom C. Hui, S.E., C.B.O.
Director
Department of Building Inspection



John Rahaim
Director
Planning Department

**Attachment to the Status Report on
 Legalization of Dwelling Units Installed Without a Permit
 per Ordinance No. 43-14 for 1-Year Duration**

(A) Summary from 5/17/14 to 5/17/15:

	Total	Percentage	Comments
Number of enquiries about the program	2133	n/a	
Number of screening forms submitted	227	10.64%	
Number of permits submitted	183	80.62%	See Table (B & C) for details
Number of permits approved by Planning	62	33.88%	
Number of permits approved by DBI	35	19.13%	
Number of permits approved to be issued	8	4.37%	Pending owner's payment and pickup
Number of permits issued	26	14.21%	
Number of permits withdrawn	2	1.09%	
Number of permit applicants with Notices of Violation	32	17.49%	

(B) Information on submitted permits:

	Total	Percentage	Comments
Number of permits for R3 building converting from 1 unit to 2 units	119	65.03%	
Number of permits for R3 building converting to R2	34	18.58%	
Number of permits for R2 building	30	16.39%	

(C) Permits submitted by District:

	Total	Percentage	Comments
District 1	18	9.84%	
District 2	6	3.28%	
District 3	7	3.83%	
District 4	41	22.4%	
District 5	15	8.2%	
District 6	3	1.64%	
District 7	20	10.93%	
District 8	17	9.29%	
District 9	14	7.65%	
District 10	12	6.56%	
District 11	30	16.39%	

BOS-11, B+F Clerk,
Reports Log, Page

1380 Howard Street, Rm. 448
San Francisco, CA 94103-2614
415.255.3450 FAX 415.255.3675



City and County of San Francisco
Department of Public Health
POPULATION HEALTH AND PREVENTION

June 04, 2015

To: Clerk of the Board of Supervisors

From: Miguel Quinonez *MQ*
(415) 255-3465
Miguel.Quinonez@sfdph.org

Cc: Controller's Office AOSD

Subject: Grant Budget Revision
Grant Name: Mental Health Triage Personnel

In accordance with Administrative Code Section 10.170-1(F), this memo serves to notify the Board of Supervisors of a State grant line item budget revision in excess of 15% requiring funding agency approval.

Spreadsheet and the approved e-mail attached to this letter.

Please feel free to contact me @ (415) 255-3465 or Miguel.Quinonez@sfdph.org if you have any questions.

Thank you.

RECEIVED
BOARD OF SUPERVISORS
SAN FRANCISCO
2015 JUN -5 PM 2:54
RS

RE: MH Triage Revised Budget

Best, Peter@MHSOAC <Peter.Best@mhsoc.ca.gov>

Mon 6/1/2015 2:23 PM

Inbox

To:Lustbader, Alison (DPH) <alison.lustbader@sfdph.org>;

Cc:Quinonez, Miguel (DPH) <miguel.quinonez@sfdph.org>; Perillo, Judy (DPH) <judy.perillo@sfdph.org>; Epstein, Kenneth (DPH) <kenneth.epstein@sfdph.org>;

Hi Allison,

The revised budget and position changes included for the Mental Health SF Warmline and the Citywide Mobile Treatment teams are approved. In regards to the Youth Crisis Stabilization Unit being staffed as a Crisis Unit, we are still researching if this is a possibility and will get back to you soon.

If you have any additional questions, please let me know.

Peter W. Best, MSWI
Staff Services Manager I
Triage Grant, Budgets and Commission Support
Mental Health Services Oversight and Accountability Commission
1325 J Street, Suite 1700, Sacramento, CA 95814
Ph. (916) 445-8715, Fax (916) 445-3977

"I've discovered in life that there are ways of getting almost anywhere you want to go, if you really want to go." –
Langston Hughes

From: Lustbader, Alison (DPH) [mailto:alison.lustbader@sfdph.org]
Sent: Saturday, May 30, 2015 11:21 AM
To: Best, Peter@MHSOAC
Cc: Quinonez, Miguel (DPH); Perillo, Judy (DPH); Epstein, Kenneth (DPH)
Subject: Fw: MH Triage Revised Budget

Hi Pete, Alison again. Our fiscal folks want to know if you have approved our revised budget. Apparently we cannot spend the money until our revisions are approved. See below for explanations of revisions. If you could just send an email with your approval that would be great. Thanks

Alison Lustbader, LCSW
Community Behavioral Health Services

755 So Van Ness
S.F., CA 94110
415 225 7022

This email is intended for the receipt only. If you receive this email in error, please notify the sender immediately. Disclosures of the PHI contained herein may subject the disclosure to criminal or civil penalties under state and federal guidelines

From: Lustbader, Alison (DPH)
Sent: Tuesday, May 12, 2015 1:37 PM
To: Best, Peter@MHSOAC
Cc: Epstein, Kenneth (DPH); Perillo, Judy (DPH); Quinonez, Miguel (DPH)
Subject: Fw: MH Triage Revised Budget

Hi Peter, enclosed is our revised budget reflecting the revisions that you Dee and I discussed. Our fiscal people are asking that this be sent to the Grant Budget people for approval. So we can finalize this budget on our end. Can you forward to the appropriate people.

Here is an explanation of the changes for budget:

Mental Health SF Warmline: Went from 4 to 5 Crises Triage Specialists. Went from 18-16 Crisis Triage counselors

Rationale: Better ratio for supervision. Realized after the program opened that the staff needs for supervision were greater than what was originally proposed.

Mobile Treatment Teams: Went from 8 peers to 5 peers. Also will use some grant money to help fund civil service positions for one of our teams.

Rationale: Very difficult to hire trained, culturally competent staff with the proposed salaries. We are reallocating the saved money to the Crises Triage Manager positions to hire and retain competent staff. Also committed to hiring more people with lived experience to make up for the decrease in peers.

Youth Crisis Stabilization Center: In order to be financially stable the program wanted to bill the EPSDT crises bundle. Which meant it had to be staffed as a Crises Stabilization Unit. This required more nurses and other additional staff. We are currently looking at the ongoing feasibility of this.

Each contractor got an indirect and fringe to align with their current CBHS contracts. None of the indirects exceeded 15%

Alison Lustbader, LCSW
Community Behavioral Health Services
755 So Van Ness

Mental Health Triage
Revised FY14-15 Budget
5/11/2015

Expenditures

1. Personnel Costs

Position	FTE	County Staff	FTE	Contract Staff	APPROVED		PROPOSED			
					Original Budget	County Staff	Contract Staff	Total FTE	Revised Budget	
New Youth Crisis Stabilization Center Edgewood										
Crisis Triage Manager	1.00		1.00	\$ 70,000		\$ 70,000	DPH GF	Triage Grant	1.00	\$ 70,000
Clinician Triage Specialist	2.80		2.80	\$ 156,800		\$ 392,000	\$ 161,538	\$ 230,462	7.00	\$ 230,462
Nurse Triage Specialist	1.75		1.75	\$ 113,750		\$ 325,000	\$ 130,000	\$ 195,000	5.00	\$ 195,000
Crisis Triage Counselor I	2.80		2.80	\$ 93,184		\$ 48,256		\$ 48,256	1.45	\$ 48,256
Crisis Triage Counselor II	9.80		9.80	\$ 384,944		\$ 274,960		\$ 274,960	7.00	\$ 274,960
	18.15		18.15	\$ 818,678		\$ 1,110,216	\$ 291,538	\$ 818,678	21.45	\$ 818,678

Four New Citywide Mobile Crisis Teams

IFR, Edgewood, DPH	CS Class	FTE	County Staff	FTE	Contract Staff
Crisis Triage Manager	2932	2.00		2.00	\$ 140,000
Crisis Triage Supervisor	2930	4.00		4.00	\$ 250,000
Crisis Triage Counselor	2586	8.00		8.00	\$ 314,200
Adult Peer Triage Counselor	2586	4.00		4.00	\$ 126,000
Youth Peer Triage Counselor	2587	4.00		4.00	\$ 126,000
		22.00		22.00	\$ 956,200

Three New Citywide Mobile Crisis Teams

Team 3	DPH GF	Triage Grant	Team 1 Inhabita	Team 2 Edgewood	FTE
1.00	\$ 24,206	\$ 72,618	1.00	\$ 70,000	2.00
1.00	\$ 23,179	\$ 69,537	2.00	\$ 92,000	4.00
3.00	\$ 61,048	\$ 122,096	3.00	\$ 119,500	8.00
2.00	\$ 61,048	\$ 61,048	1.00	\$ 24,750	3.00
1.00	\$ 5,348	\$ 61,498	0.00	\$ -	2.00
8.00	\$ 174,829	\$ 386,797	7.00	\$ 306,250	19.00
			4.00	\$ 180,050	19.00
					\$ 873,097

New Mental Health Triage Warmline

Mental Health Assoc-SF	FTE	County Staff	FTE	Contract Staff
Crisis Triage Specialist	4.00		4.00	\$ 180,000
Crisis Triage Counselor	18.00		18.00	\$ 684,000
	22.00		22.00	\$ 864,000

New Mental Health Triage Warmline-MHA SF

FTE	County Staff	FTE	Contract Staff
5.00		5.00	\$ 225,000
16.00		16.00	\$ 608,000
21.00		21.00	\$ 833,000

Total FTEs and Salaries	62.15	\$ 2,638,878
Employee Benefits	28.2%	\$ 743,493
2. Total Personnel Expenditures		\$ 3,382,371

	\$ 185,663	48%	Fringe 01301	\$ 2,524,775
	\$ 572,460			\$ 789,655
				\$ 3,314,430

3. Evaluation Costs

Project Evaluation Coordinator	0.50	\$ 49,738		
Employee Benefits		\$ 23,874		
Evaluation Expenses		\$ 50,000	\$ 150,000	
Total Evaluation Cost		\$ 123,612	\$ 150,000	\$ 273,612

4. County Administration Cost

Project Coordinator	1.00	\$ 89,000		
Employee Benefits		\$ 42,720		
Administration Expenses		\$ 63,454		
Total Administration Cost		\$ 195,174	\$ 195,174	\$ 194,877

Indirect Cost

Personnel	\$ 3,383,042	\$ 338,237		
Evaluation		\$ 15,000		
Total Indirect Cost		\$ 353,237	\$ 353,237	\$ 421,475

TOTAL		\$ 4,204,394		\$ 4,204,394
--------------	--	---------------------	--	---------------------

386,797
49,738
89,000
Salaries 525,535
185,663
23,874
42,720
Fringe 252,257
Contract 3,313,445
Current 50,000
Surplus 63,157
Total 4,204,394

DPH-Salaries 00101
Fringe 01301
Salrn 00101
Fringe 01301
4000 Mat and S.

S.F., CA 94110
415 225 7022

This email is intended for the receipt only. If you receive this email in error, please notify the sender immediately. Disclosures of the PHI contained herein may subject the disclosure to criminal or civil penalties under state and federal guidelines

From: Perillo, Judy (DPH)
Sent: Monday, May 11, 2015 2:09 PM
To: Lustbader, Alison (DPH)
Cc: Epstein, Kenneth (DPH); Giang, Shirley (DPH)
Subject: MH Triage Revised Budget

Please prepare justification for the budget changes we made in the Triage grant as shown in the revised budget attached.

Thanks.

Judy
Phone (415)255-3451
Email judy.perillo@sfdph.org

From: Reports, Controller (CON)
Sent: Wednesday, June 03, 2015 9:22 AM
To: Calvillo, Angela (BOS); BOS-Supervisors; BOS-Legislative Aides; Kawa, Steve (MYR); Falvey, Christine (MYR); Tsang, Francis; Elliott, Jason (MYR); Steeves, Asja (CON); Campbell, Severin (BUD); Newman, Debra (BUD); Rose, Harvey (BUD); gmetcalf@spur.org; bob@sfchamber.com; jballesteros@sanfrancisco.travel; Rosenfield, Ben (CON); Rydstrom, Todd (CON); Lane, Maura (CON)
Subject: Issued: Quarterly Update of the Economic Barometer

The Controller's Office has issued the quarterly update of Economic Barometer. The website can be accessed at <http://sfbarometer.weebly.com>.

Highlights:

- San Francisco's unemployment reached a new low of 3.4% in April, the city's lowest April unemployment rate since 2000.
- Technology industry employment is accelerating in San Francisco and San Mateo counties. Jobs in the Computer Systems Design and Related Services industry, the largest technology industry in the San Francisco, grew 18% in twelve months through March 2015. While tech growth had slackened somewhat during 2013, the second half of 2014 saw its employment growth return to levels seen in the early stages of the area's economic recovery.
- Class A office rents have followed the same trend. According to JLL, asking rents grew 15% over the past 12 months, after growing only 6% from March 2013 to March 2014. Class A vacancy has dropped from 11.3% to 9.9% by March of this year.
- Across all industries, private non-farm employment grew 5.1% annually through March, somewhat slower than the rates seen in 2012. However, five years into a period of economic expansion, current rates of employment growth remain very high by historical standards.
- On the other hand, while housing prices are still rising rapidly, growth has slowed. According to Zillow, the city's median housing value rose by 11%. In 2013, prices were growing at a 20% annual clip

This is a send-only e-mail address.

Follow us on Twitter @SFController

From: Board of Supervisors, (BOS)
Subject: File 150461 FW: Moratorium on Luxury Housing in the Mission 6/2/2015

From: carpihole@aol.com [<mailto:carpihole@aol.com>]
Sent: Friday, June 05, 2015 9:48 AM
To: Board of Supervisors, (BOS)
Subject: Moratorium on Luxury Housing in the Mission 6/2/2015

To those who supported the Moratorium, thank you for representing the residents of San Francisco.

To those who did not support the Moratorium, Forgive them Lord, for they know **not** what they do. Luke 23:34

Sincerely,

Diane Carpio - the Red-Headed Step-Child of the City Family

From: Board of Supervisors, (BOS)
Subject: File 150461 FW: Campos Emergency Ordinance

-----Original Message-----

From: Robert Donald [<mailto:studio17artists@gmail.com>]
Sent: Wednesday, June 03, 2015 10:09 AM
To: Lee, Mayor (MYR); Board of Supervisors, (BOS)
Cc: Campos, David (BOS); Christensen, Julie (BOS); Cohen, Malia (BOS); Avalos, John (BOS); Kim, Jane (BOS); Tang, Katy (BOS); Breed, London (BOS); Norman.Yee.Bos@sfgov.org; Mar, Eric (BOS); Farrell, Mark (BOS); Wiener, Scott; fix.sf1@gmail.com
Subject: Campos Emergency Ordinance

Dear Mayor Lee and Supervisors:

I am a concerned San Francisco resident and artist in the mission being potentially displaced come June 30th. I agree with Supervisor Campos that we need to take emergency actions to stop displacements. The city must seriously and aggressively help preserve a decent proportion of smaller entities both commercial and residential from money hungry development. I represent 70+ artists in the mission at 17th and Mission, in a community zoned space that is threatened by a proposed city planning conversion of our space into administrative office.

I am personally committed to preserving such entities that can evolve and be sustainable within the fabric of this great city San Francisco. Buildings such as the building we occupy at 2101 Mission St. are zoned by city planning as community serving. With the support of the city and city planning and the Honorable Mayor Edwin Lee we can define and preserve this cities fabric of culture and community. Without artists and community participation we run the risk of losing the majority of art and cultural entities that have come to define this city. We are desperately in need of your help.

Please support Campos Ordinance #150461 – Declaration of an emergency and a request for a moratorium on market rate housing and PDR conversions.

Robert Donald
Studio17 Artists
2111 Mission St., San Francisco, CA 94110
415.412.8039

From: Board of Supervisors, (BOS)
Subject: File 150461 FW: boo moratorium!

From: Merav Rozenblum [<mailto:merav@meravrozenblum.com>]
Sent: Tuesday, June 02, 2015 9:30 PM
To: Board of Supervisors, (BOS)
Subject: boo moratorium!

Dear board of supervisors:

Face it. The moratorium is a foolish Idea. Because there's a difference between stopping affordable housing and stopping housing in general. The moratorium establishes a law which disables building all housing; keep in mind that this includes affordable housing. However, voting no to the moratorium will allow us to come up with a different Idea, such as making mission housing affordable instead of impossible. Don't give me X-rays to prove you have brains- Vote no on the moratorium.

Yours truly,
Adriel H. Rozenblum

--
Adriel H. Rozenblum
Age 9
2754b Folsom St.
The Mission
San Francisco, CA 94110

From: Board of Supervisors, (BOS)
Subject: File 150461 FW: Mission Moratorium

From: M Lee [mailto:lee.marlon.2.0@gmail.com]
Sent: Wednesday, June 03, 2015 3:05 AM
To: Christensen, Julie (BOS); Board of Supervisors, (BOS); Edel Alon
Subject: Mission Moratorium

Hello

I would like to know why you voted against the temporary moratorium on luxury housing in the Mission?

Do you live in the the city of San Francisco? Have you seen what is happening to local residents and local businesses?

Have you scene this documentary The Battle for Brooklyn

<https://www.youtube.com/watch?v=wwq78l6SPUs>

Which documents what happens when a city is lured by developers and what the real after-effects are to a community?

You should be ashamed of yourself.
Marlon Lee

From: Board of Supervisors, (BOS)
To: BOS-Supervisors; BOS Legislation (BOS)
Subject: FW: Support Campos Ordinance # 150461

From: mari [<mailto:mari.eliza@sbcglobal.net>]
Sent: Tuesday, June 02, 2015 1:20 PM
To: Lee, Mayor (MYR)
Cc: Board of Supervisors, (BOS)
Subject: Support Campos Ordinance # 510461

June 2, 2015

Mayor Ed Lee and Board of Supervisors:

Re: Campos Ordinance # 510461– Declaration of an emergency and a request for a moratorium on market rate housing and PDR conversions.

We implore you to support this ordinance. It is the only solution that has been suggested to address the problems we are having with the too much too soon development. Change may be inevitable, but the pace of change should be controlled to protect our citizens.

We need time to work out a solution to the displacement problem, and this ordinance will buy us the time we need to protect our homes and the PDRs that house the artists and small businesses being pushed out of the city by raising rents and illegal PDR conversions.

There are possible solutions to this problem, but all of them depend on a new enforcement strategy. As we know, the laws are not being enforced now.

How can we depend on the Planning and Building Departments to enforce laws that limit their revenue? Who else can be authorized to enforce these rules? We could start the process at the Tax Assessor's office, since the tax assessor should be notified when there is a change in revenue anyway.

We could require all PDR rent increases and changes of use be registered with the Tax Assessor's office and tenants and neighbors be notified when these changes are proposed. Tenants of PDRs could appeal the changes, and file a complaint if the landlord fails to register. This would slow the process down and make it more difficult for landlords to break the law. This could apply to the SROs as well, and the Airbnb's.

Another possible solution may be found in the Eastern Neighborhoods plan and nexus study on the housing mix. What kind of housing is needed to meet the goals? How far behind are we on affordable housing in the Mission?

Everyone acknowledges that we have problem that needs to be fixed. As with most political disagreements, the argument is over method, not goals.

Please support this Ordinance to buy us time to solve the problems.

Thanks for your time and Attention,

Mari Eliza

Concerned Citizen of San Francisco

From: Board of Supervisors, (BOS)
To: BOS-Supervisors; BOS Legislation (BOS)
Subject: File 150461 FW: Moratorium in the Mission: support

From: Joni Eisen [<mailto:jonieisen@sbcglobal.net>]
Sent: Tuesday, June 02, 2015 11:44 AM
To: Board of Supervisors, (BOS)
Subject: Moratorium in the Mission: support

Madam Chair, Supervisors:

On behalf of **Potrero Hill Democratic Club**, I urge you to support our neighbors in the Mission as they try to save the heart and soul of their community. I'm also speaking on behalf of **San Francisco Tomorrow**.

It's time to step back and hit "pause" on market-rate development. These days market-rate really does mean "luxury," since it's only available to the wealthy. Please give yourselves a little time to re-think the City's policies, before this development completely steamrolls the neighborhood.

There is an extremely limited amount of land left that the City can buy, where below-market housing can be built with federal aid. Once that land is gone, it's gone forever.

Please vote Yes on the moratorium.

Thank you for your consideration.

Sincerely, .

Joni Eisen

President, Potrero Hill Democratic Club
Secretary, San Francisco Tomorrow

From: Vincent Pietromartire [vpietromartire@gmail.com]
Sent: Tuesday, June 02, 2015 11:32 AM
To: Lee, Mayor (MYR); Board of Supervisors, (BOS)
Cc: Campos, David (BOS); Christensen, Julie (BOS); Cohen, Malia (BOS); Avalos, John (BOS); Kim, Jane (BOS); Tang, Katy (BOS); Breed, London (BOS); Norman.Yee.Bos@sfgov.org; Mar, Eric (BOS); Farrell, Mark (BOS); Wiener, Scott; fix.sf1@gmail.com
Subject: Campos Emergency Ordinance

Dear Mayor Lee and Supervisors:

I am a concerned San Francisco resident and I agree with Supervisor Campos that we need to take emergency actions to stop displacements.

I have lived here for nearly 30 years and have never seen a period of development such as this in all of my years of living here. On Saturday evening I attended a 30th anniversary of a small business on Valencia Street that some how has managed to thrive in this era of uber gentrification. The attendees were all long time residents, and was a crowd of ethnically diverse, gay / straight people of all ages. We were all here when SF had lots of empty lots that sat vacant, for years. When some areas of the city were not so safe. And now that SF is the darling of the world, and everyone wants to own a piece of RE here, we are treated like second class citizens. WE ALL MATTER, not just the wealthy foreign investors, not just the Techies.

The moratorium is needed to allow a more balanced approach to housing development, to perhaps even bid some time and let the housing market cool down a bit. No one but the very rich can weather a economic climate as the one we are currently in.

The 30th anniversary of Back to the Picture on Valencia Street stands as rare sighting these days , in the Mission especially. It is one of the small businesses that the mayors office talks about fostering but in reality does very little to support a climate that will allow business such as this one to survive or even get off the ground,

If you're listening, this is a chance to really help small businesses and long time residents to stay in San Francisco.

Please support Campos Ordinance #150461 - Declaration of an emergency and a request for a moratorium on market rate housing and PDR conversions.

Thank you

Vincent Pietromartire
vpietromartire@gmail.com

From: Board of Supervisors, (BOS)
To: BOS-Supervisors; BOS Legislation (BOS)
Subject: File 150461 FW: I'm the 54th signer: "Save the San Francisco Mission."

From: janis greenberg [<mailto:petitions-noreply@moveon.org>]
Sent: Tuesday, June 02, 2015 11:28 AM
To: Board of Supervisors, (BOS)
Subject: I'm the 54th signer: "Save the San Francisco Mission."

Dear Board of Supervisors,

I just signed a petition addressed to you titled *Save the San Francisco Mission.* So far, 54 people have signed the petition.

You can reach me directly by replying to this email. **Or, post a response for MoveOn.org to pass along to all petition signers by clicking here:** http://petitions.moveon.org/target_talkback.html?tt=tt-93420-custom-58344-20250602-EWnf2F

The petition states:

"As residents and taxpayers of San Francisco we respectfully request that you support David Campos Ordinance #150461 - Declaration of an emergency and a request for a temporary moratorium on market rate housing and PDR conversions in the designated area of District Nine. We support: 1. A temporary moratorium on market rate development 2. A temporary moratorium on PDR demolition and conversions 3. Development of 100% affordable units during the moratorium"

My additional comments are:

I support this petition. I do not like the direction the city is going in and we need to think about it.

To download a PDF file of all of your constituents who have signed the petition, including their addresses, click this link: http://petitions.moveon.org/deliver_pdf.html?job_id=1529859&target_type=custom&target_id=58344

To download a CSV file of all of your constituents who have signed the petition, including their addresses, click this link:

http://petitions.moveon.org/deliver_pdf.html?job_id=1529859&target_type=custom&target_id=58344&csv=1

janis greenberg
San Francisco, CA

This email was sent through MoveOn's public petition website, a free service that allows anyone to set up their own online petition and share it with friends. MoveOn does not endorse the contents of petitions posted on our public petition website. If you have any questions, please email petitions@moveon.org. If you don't want to receive further emails updating you on how many people have signed this petition, click here:

http://petitions.moveon.org/delivery_unsub.html?e=m0xZcWlJXzqH9ZTz_cNZWJvYXJkLm9mLnN1cGVydmlzb3JzOHNmZ292Lm9yZw--&petition_id=93420.

From: Board of Supervisors, (BOS)
To: BOS-Supervisors; Ausberry, Andrea
Subject: File 150363, 150295 FW: Proposed Airbnb restrictions

From: MPatterson@uct.com [<mailto:MPatterson@uct.com>]
Sent: Tuesday, June 02, 2015 11:49 AM
To: Board of Supervisors, (BOS)
Subject: Proposed Airbnb restrictions

Dear Supervisors,

I have written in the past. Understanding that the goal is to protect housing stock, there are both reasonable restrictions that are being proposed and restrictions that do nothing to improve housing stock, and penalize people who have tried to abide by the current laws.

Seems you have two groups to look at:

1. People renting a room in their house
2. People renting entire apartments

On Airbnb, the listings show as "private room" or "entire apartment". If you are trying to increase the housing stock, wouldn't it make sense to put restrictions on "entire apartment" listings? It's easy as every listing has this definition.

I have registered with the city (though a cumbersome process), am not restricting any housing stock, and wouldn't make the room available for rent on a full time basis even if Airbnb was banned (I don't want to get into tenant issues or have someone living full time in my home). Why can't there be reasonable restrictions on people who follow the rules and more onerous restrictions for the people you say are reducing housing stock such as:

1. No restriction on the number of days if you rent a room in your house
2. Restrictions on the number of days if you rent an entire apartment (60,120,180 whatever addresses the concern of people doing it full time)
3. Having the data supplied so it can be verified
4. Having an enforcement mechanism.

Observing the debate, I can't help but surmise that both sides are trying for a winner take all approach. Airbnb wants no restrictions and the city keeps piling on restrictions, many of which don't address your stated goal, and in totality would make Airbnb unviable in SF.

What does my renting a room in my house do to eat at housing stock? Nothing. What does it do for the safety of neighbors? Nothing, I am at home when guests stay there. Meanwhile, local businesses lose revenue (if guests are forced downtown), the city loses revenue (total room capacity declines), people have shorter stays and spend less money (my pricing is below hotels). How is that good for San Francisco?

I am confused as to why a reasonable compromise is so elusive. There are lots of us who rent rooms in our house. Airbnb has been a benefit for many widely publicized reasons. Please meet your rhetoric of helping San Franciscans with common sense legislation by focusing on the areas you state you are concerned about and leave the person who is just renting rooms in their apartment out of the fray.

Thank you for your time and consideration.

Michael Patterson
Mission District Resident

This communication constitutes an electronic communication within the meaning of the Electronic Communications Privacy Act, 18 U.S.C. 2510, and its disclosure is strictly limited to the recipient intended by the sender of this message. This communication may contain confidential and/or privileged material for the sole use of the intended recipient and receipt by anyone other than the intended recipient does not destroy the confidential or privileged nature of the communication. Any review or distribution by others is strictly prohibited. If you are not the intended recipient, please contact the sender by return electronic mail and delete all copies of this communication.

From: Board of Supervisors, (BOS)
To: Ausberry, Andrea
Subject: File 150295, 150363 FW: Please vote NO to STR amendments on Jun.9

From: Hao Zheng [<mailto:zheng2002hao@hotmail.com>]
Sent: Tuesday, June 02, 2015 4:33 PM
To: Avalos, John (BOS); Breed, London (BOS); Campos, David (BOS); Christensen, Julie (BOS); Cohen, Malia (BOS); Farrell, Mark (BOS); Kim, Jane (BOS); Mar, Eric (BOS); Tang, Katy (BOS); Wiener, Scott; Yee, Norman (BOS); Board of Supervisors, (BOS)
Subject: Please vote NO to STR amendments on Jun.9

Dear Supervisors:

I am writing to let you know: As a 6-year SF resident, I oppose those oppressive amendments and I urge you to vote against both amendments: supervisor Campos/Kim's and Mayor Lee/Supervisor Farrelas'.

I understand the purpose of amendments is to protect housing stocks in SF. However, I think they won't work. They will only hurt middle class residents and won't solve the problem.

As a home owner, I rent out the extra bedroom on Airbnb. I will never put that room into long-term rental market due to the complicated rental law in SF and loss of flexibility. For the last four months, I have family visiting from China so I stopped renting out on Airbnb. Most Airbnb hosts in SF are just like me, appreciating the flexibility to use extra room to host family, friends and sometimes airbnb guests. Putting those amendments is not going to increase housing stocks, only hurts middle class residents like me.

I have two lists on Airbnb: one for private room and the other for the whole apartment when I travel out of town occasionally. I know many hosts have two or three listings for the same residence. So the claim saying many listings on Airbnb could be released to long-term rental is plainly wrong. My two listings on Airbnb will never be put into long-term rental market.

I believe the current law balanced many sides of this complex issue. It only took effect four months ago. I took effort to go through registration process and paid money to apply two years license under the current law, now you want to change the law again only four months after. I feel totally betrayed. I believe supervisor Scott made clear point at last meeting: give the current law time to work. I believe that's the best thing to do at this moment.

In our building, my neighbor is also renting out on Airbnb. We welcomed guests from the world and created supportive community in our building. We never had any complaints from neighbors. So please don't assume renting out on Airbnb would disrupt neighborhood.

I hope you take time to read my letter and consider my opinion. Once again, Please vote NO to those oppressive amendments.

Best Regard,

Hao Zheng

resident of Mission

From: Board of Supervisors, (BOS)
To: Ausberry, Andrea
Subject: File 150295, 150363 FW: Amendments to Short-Term Rental Legislation

From: Jim Marks [<mailto:marks.jim@gmail.com>]

Sent: Thursday, June 04, 2015 2:52 PM

To: Board of Supervisors, (BOS); Avalos, John (BOS); Breed, London (BOS); Campos, David (BOS); Christensen, Julie (BOS); Cohen, Malia (BOS); Farrell, Mark (BOS); Kim, Jane (BOS); Mar, Eric (BOS); Tang, Katy (BOS); Wiener, Scott; Yee, Norman (BOS)

Cc: Jeanne Crawford

Subject: Amendments to Short-Term Rental Legislation

The following letter was emailed today to the Mayor's office:

May 31, 2015

Dear Mayor Lee and Members of the BOS:

My wife and I are retired. We live in the home we purchased over 20 years ago in the Portola (D-9). Almost two years ago we were faced with a family emergency that was very costly. We took out a second mortgage on our home to help defray those costs, but were concerned that we might eventually be forced from our home. Last year we began using part of our home as an Airbnb rental. We rent only when we are present in our home. We have no intention of renting this part of our home to a permanent tenant. The extra income has helped us meet the unexpected costs we had to face and provided some assurance that we will be able to stay in our home.

After legislation was passed requiring registration of Airbnb rentals, we complied with that legislation and our rental is registered as required by ordinance. We enjoy welcoming people from other parts of this country and other countries to our home. Many years ago I was a student in Europe and appreciated how people welcomed me. We try to do the same for those who stay with us. Our guests appreciate this person-to-person contact, and we try to point them toward restaurants and businesses in the three neighborhoods nearest to us (Portola, Excelsior and Glen Park).

The new ordinance is but a few months old and we see that there are proposals to limit the number of nights we can rent our space to 60 or 120. These proposals seem wrong-headed and needlessly punitive of people like us, especially retired homeowners. They would certainly hurt us. Short-term rentals are not causing the housing problems San Francisco faces; the burgeoning tech economy is doing that. We retired homeowners should not be blamed and punished for a situation we have not

created. These proposed measures would hurt us while doing nothing to solve the larger housing problems faced by San Francisco.

Our request is simple: **Do not adopt the amendments to the existing ordinance proposed by Supervisors Campos & Kim or those proposed by Mayor Lee and Supervisor Farrell. Give the current ordinance a chance to work. Help us retirees stay in the homes we love.** Be assured that we vote, and we will remember how well our supervisors and mayor represented us at election time.

Yours,

Jim Marks & Jeanne Crawford

From: Ly, Van (SHF)
Sent: Monday, June 01, 2015 1:10 PM
To: Board of Supervisors, (BOS); Avalos, John (BOS)
Cc: Briggs, Kenya (SHF); Calvillo, Angela (BOS); Pollock, Jeremy (BOS)
Subject: FW: RESPONSE TO BOARD OF SUPERVISORS INQUIRY - Reference 41
Attachments: SPU SFGH 2014 Traffic Misdemeanor Arrests . Citation.xlsx; SPU Laguna Honda Hospital 2014 Citations.xlsx; SPU SFGH 2014 Citations.xlsx; Copy of 2014 SFSD Aggregate Citation Data.xlsx

This is in response to the "Board of Supervisors Inquiry Final Reminder" dated Sunday May 31, 2015.

Our department collaborated with Mr. Pollock, and thus, sent the requested information directly to him on April 24, 2015. We apologize for any inconvenience as the result of the delay.

Please let me know if I could be of further assistance. Thank you.

Best Regards,

Van T. Ly, Esq.
Chief of Staff for
Sheriff Ross Mirkarimi
Sheriff for the City and County of San Francisco
(415) 554-4012
(415) 912-9505 (office cell)

The information contained in this electronic message may be confidential. It is intended only for the use of the individual or entity to whom it is addressed. If you are not the intended recipient, you are hereby notified that any use, dissemination or copying of this communication is strictly prohibited. If you have received this electronic message in error, please delete the original message from your e-mail system.

From: Ly, Van (SHF)
Sent: Friday, April 24, 2015 6:57 PM
To: Pollock, Jeremy (BOS)
Cc: Briggs, Kenya (SHF); 'Law Office'; Rubenstein, Beth (BOS); Hsieh, Frances (BOS); Avalos, John (BOS); Rocha, Federico (SHF)
Subject: FW: RESPONSE TO BOARD OF SUPERVISORS INQUIRY

Hi Jeremy,

FYI.

Have a great weekend!

Best Regards,

Van T. Ly, Esq.
Chief of Staff for
Sheriff Ross Mirkarimi
Sheriff for the City and County of San Francisco
(415) 554-4012

(415) 912-9505 (office cell)

From: Briggs, Kenya (SHF)
Sent: Friday, April 24, 2015 5:41 PM
To: Ly, Van (SHF)
Cc: Briggs, Kenya (SHF)
Subject: RESPONSE TO BOARD OF SUPERVISORS INQUIRY

Hi Jeremy,

We appreciate Supervisor Avalos' and your patience while we put in a concerted effort and an extensive amount of time to collect, analyze and provide the data in response to the inquiries included herein. Among the attachments, you will find raw data on three spread sheets providing information on citations given daily (arranged by month) for the year of 2014 by our Sheriff's Patrol Unit (SPU) at Laguna Hospital and SF General Hospital. These are the areas where the bulk of the discretionary citations were issued in 2014.

Also attached is a document containing the aggregate of all available information we have on citations issued by all of the Sheriff's Department Divisions entitled "2014 SFSD Aggregate Citation Data". We hope that this is helpful to give you an overview of the data.

As we have not systematically tracked information relating to the outcomes or court summons as the result of these citations, we provided what we currently have at the bottom of the Aggregate Citation Data document.

Please let us know if you have any questions.

Thank you.

Regards,

Kenya Briggs

Kenya Briggs
Public Information Officer for
Sheriff's Department, City and County of San Francisco
Kenya.briggs@sfgov.org
(415) 554-7247

From: Board of Supervisors [<mailto:no-reply@sfgov.org>]
Sent: Wednesday, April 01, 2015 9:39 AM
To: Mirkarimi, Ross (SHF)
Cc: Board of Supervisors, (BOS); Calvillo, Angela (BOS)
Subject: BOARD OF SUPERVISORS INQUIRY

This is a request from the Board of Supervisors.

Requested by Supervisor(s): Avalos, John (BOS)

Please forward your response to:

- Board.of.Supervisors@sfgov.org
- john.avalos@sfgov.org

If you do not copy Board.of.Supervisors@sfgov.org on your response, you may receive unnecessary over due notices for this request.

Response Requested by: 4/15/2015

Request description:

Supervisor Avalos requests that the Sheriff's Department provide information related to citation offenses, including the following:

- Citation Statistics
 - o How many people are stopped each month?
 - o Please provide demographic breakdown (race, age, gender) and breakdown by zip code.
 - o How many citations are issued each month?
 - o Please provide demographic breakdown (race, age, gender) and breakdown by zip code.
 - o Please provide breakdown of the types of offenses for which citations are issued.
 - o What percentage of these citations are in each district?
 - o What is the breakdown of types of citations?
- Court statistics
 - o How many citations are filed with the Superior Court each month?
 - o For how many/what percentage of these tickets does an officer appear in court on these tickets?
 - o For how many/what percentage of these tickets does an officer file a Traffic Court Response (TCR) form on these tickets?

Reference Number: 41

If you have any questions regarding this request, please contact the Supervisor's Office directly.

SPU / LHH January 2014 Citations

Date	Cite Number	Reason For Stop	Location	Cited For	Race	Sex	DOB Year	Stat Year	Age
1/1/2014	SD0033494	22450(a)	375 Laguna Honda Blvd		O	M	1964	2014	50
1/3/2014	SD0033003	16028(a)	375 Laguna Honda Blvd		H	M	1966	2014	48
1/3/2014	SD0033002	24603	375 Laguna Honda Blvd		O	M	1979	2014	35
1/3/2014	SD0033004	21461(a)	375 Laguna Honda Blvd		H	M	1969	2014	45
1/9/2014	SD0033005	23123(a)	375 Laguna Honda Blvd		W	M	1975	2014	39
1/13/2014	SD0033006	22450(a)	375 Laguna Honda Blvd		W	M	1968	2014	46
1/13/2014	SD0033007	24603	375 Laguna Honda Blvd		A	M	1963	2014	51
1/15/2014	SD007332	22450(a)	375 Laguna Honda Blvd		A	M	1948	2014	66
1/17/2014	SD0007333	24603(b)	375 Laguna Honda Blvd		A	F	1958	2014	56
1/18/2014	SD0033495	4000(a)(1)	Woodside / Laguna Honda Blvd.		W	M	1948	2014	66
1/21/2014	SD0033496	4000(a)(1)	Laguna Honda Blvd. / Clarendon		W	F	1995	2014	19
1/21/2014	SD0007334	22450(a)	375 Laguna Honda Blvd		A	F	1965	2014	49
1/26/2014	SD0033008	22450(a)	375 Laguna Honda Blvd		O	M	1960	2014	54
1/31/2014	SD0033009	22450(a)	375 Laguna Honda Blvd		H	F	1947	2014	67

There were 9 traffic advisements noted.

SPU / LHH February 2014 Citations

Date	Cite Number	Reason For Stop	Location	Cited For	Race	Sex	DOB Year	Stat Year	Age
2/2/2014	SD0007335	16028(a)	375 Laguna Honda Blvd.		A	F	1979	2014	35
2/3/2014	SD0033101	4000(a)(1)	Pacheco / Dewey		O	F	1979	2014	35
2/14/2014	SD0033010	22450(a)	375 Laguna Honda Blvd.		A	F	1977	2014	37
2/15/2014	SD0032890	22100(a)	Twin Peaks / Portola		A	F	1965	2014	49
2/16/2014	SD0033011	22450(a)	375 Laguna Honda Blvd.		A	M	1962	2014	52
2/17/2014	SD0032776	24252(a)	Portola / Woodside		H	M	1961	2014	53
2/22/2014	SD0032777	16028(a)	Locksley / Warren		O	M	1982	2014	32
2/23/2014	SD0033012	27400	375 Laguna Honda Blvd.		H	F	1966	2014	48
2/26/2014	SD0032891	21453©	Woodside / Laguna Honda Blvd.		A	F	1971	2014	43
2/2/2014	SD0007336	242 PC	375 Laguna Honda Blvd.		B	M	1988	2014	

There were 9 traffic advisements noted.

SPU / LHH March 2014 Citations

Date	Cite Number	Reason For Stop	Location	Cited For	Race	Sex	DOB Year	Stat Year	Age
3/2/2014	SD0033013	22450(a)	375 Laguna Honda Blvd.		W	M	1955	2014	59
3/2/2014	SD0033014	22100(b)	Portola / O'Shaughnessy		W	M	1957	2014	57
3/4/2014	SD0007338	22450(a)	375 Laguna Honda Blvd.		A	F	1977	2014	37
3/4/2014	SD0007337	212209	200 Laguna Honda Blvd.		W	M	1959	2014	55
3/9/2014	SD0032892	27400	375 Laguna Honda Blvd.		H	M	1975	2014	39
3/10/2014	SD00739	22450(a)	375 Laguna Honda Blvd.		A	F	1972	2014	42
3/11/2014	SD0032893	23123(a)	Laguna Honda / Plaza		O	M	1988	2014	26
3/15/2014	SD0032894	22450(a)	375 Laguna Honda Blvd.		W	M	1959	2014	55
3/16/2014	SD0033015	22450(a)	375 Laguna Honda Blvd.		A	F	1957	2014	57
3/16/2014	SD0007340	21453(a)	400 Laguna Honda Blvd.		A	F	1953	2014	61
3/21/2014	SD0033018	22450(a)	375 Laguna Honda Blvd.		A	M	1991	2014	23
3/21/2014	SD0033016	22450(a)	375 Laguna Honda Blvd.		A	F	1977	2014	37
3/23/2014	SD0033019	22450(a)	375 Laguna Honda Blvd.		A	M	1976	2014	38
3/25/2014	SD0007341	21209	300 Laguna Honda Blvd.		W	M	1953	2014	61
3/26/2014	SD0032895	22450(a)	375 Laguna Honda Blvd.		H	M	1981	2014	33
3/28/2014	SD0033020	22450(a)	375 Laguna Honda Blvd.		H	M	1971	2014	43
3/28/2014	SD0033021	22450(a)	375 Laguna Honda Blvd.		B	M	1946	2014	68
3/28/2014	SD0033022	23123(a)	375 Laguna Honda Blvd.		A	M	1944	2014	70

There were 8 traffic advisements noted.

SPU / LLH April 2014 Citations

Date	Cite Number	Reason For Stop	Location	Cited For	Race	Sex	DOB Year	Stat Year	Age
4/2/2014	SD0032652	4000(a)(1)	Hernandez / Woodside		A	M	1943	2014	71
4/2/2014	SD0032655	21460(a)	120 O'Shaughnessy		W	M	1982	2014	32
4/6/2014		22450(a)	375 Laguna Honda Blvd.		W	M	1945	2014	69
4/6/2014	SD0033025	27400	Woodside / Idora		H	M	1977	2014	37
4/6/2014	SD0033023	22450(a)	375 Laguna Honda Blvd.		W	M	1943	2014	71
4/10/2014	SD0033530	22450(a)	375 Laguna Honda Blvd.		B	F	1977	2014	37
4/10/2014	SD0033531	16028(a)	375 Laguna Honda Blvd.		W	M	1956	2014	58
4/15/2014	SD0032656	5204(a)	Kirkham / 7th Ave.		W	M	1981	2014	33
4/25/2014	SD0032896	21657	375 Laguna Honda Blvd.		A	M	1970	2014	44
4/28/2014	SD0032897	27400	375 Laguna Honda Blvd.		O	M	1976	2014	38

There were 13 traffic advisements noted.

SPU / SFGH February 2014 Misdemeanor Traffic Arrests

Date	Cite Number	Reason For Stop	Location	Cited For	Race	Gender	DOB Year	Stat Year	Age
------	-------------	-----------------	----------	-----------	------	--------	----------	-----------	-----

No Misdemeanor Traffic Arrests . Citations

SPU / SFGH March 2014 Misdemeanor Traffic Arrests

Date	Cite Number	Reason For Stop	Location	Cited For	Race	Gender	DOB Year	Stat Year	Age
3/25/2014	SD0025561	26708.5(a)VC, 12500(a)VC	23rd / POTRERO AVE	26708.5(a)VC, 12500(a)VC	H	M	1988	2014	26
3/26/2014	SD0037050	24400VC, 12500(a)VC	26TH ST & BRYANT ST	24400VC, 12500(a)VC	H	M	1966	2014	48
3/28/2014	SD0026133	21461(a)VC, 16028(a)VC, 12500(a)VC	23RD ST & POTRERO AVE	21461(a)VC, 16028(a)VC, 12500(a)VC	B	M	1963	2014	51
3/29/2014	SD0026135	24400VC, 12500(a)VC	23RD ST & KANSAS ST	24400VC, 12500(a)VC	H	M	1989	2014	25
3/29/2014	SD0026134	4000(a)VC, 16028(a)VC, 14601.2(a)VC	POTRERO AVE & 23RD ST	4000(a)VC, 16028(a)VC, 14601.2(a)VC	B	F	1955	2014	59

Traffic arrest resulted in citation.

SPU / SFGH April 2014 Misdemeanor Traffic Arrests

Date	Cite Number	Reason For Stop	Location	Cited For	Race	Gender	DOB Year	Stat Year	Age
4/3/2014	SD0044827	22450(a)VC, 16028(a)VC, 12500(a)VC	23RD ST & VERMONT ST	22450(a)VC, 16028(a)VC, 12500(a)VC	H	M	1987	2014	27
4/4/2014	SD0014006	21453(b)VC, 22500(h)CV, 12500(a)VC	23RD ST & POTRERO AV	21453(b)VC, 22500(h)CV, 12500(a)VC	H	M	1982	2014	32
4/8/2014	SD0044865	4000(a)VC, 16028(a)VC, 12500(a)CV	20TH ST & POTRERO AV	4000(a)VC, 16028(a)VC, 12500(a)CV	H	M	1987	2014	27

Traffic arrest resulted in citation.

SPU / SFGH May 2014 Misdemeanor Traffic Arrests

Date	Cite Number	Reason For Stop	Location	Cited For	Race	Gender	DOB Year	Stat Year	Age
5/13/2014	SD0045476	21453(a) VC, 14601(a) VC	23RD ST & POTRERO AV	21453(a) VC, 14601(a) VC	W	M	1977	2014	37
5/20/2014	SD0025633	22450(a)VC, 23103(a)VC, 12500(a)VC	23RD ST & VERMONT ST	22450(a)VC, 23103(a)VC, 12500(a)VC	B	F	1992	2014	22

Traffic arrest resulted in citation.

SPU / SFGH June 2014 Misdemeanor Traffic Arrests

Date	Cite Number	Reason For Stop	Location	Cited For	Race	Gender	DOB Year	Stat Year	Age
6/17/2014	SD0039974	12500(a)VC	R-PARKING LOT	12500(a)VC	W	M	1949	2014	65

Traffic arrest resulted in citation.

SPU / SFGH July 2014 Misdemeanor Traffic Arrests

Date	Cite Number	Reason For Stop	Location	Cited For	Race	Gender	DOB Year	Stat Year	Age
7/2/2014	SD0007985	14601.1(a) VC	B-PARKING LOT	14601.1(a) VC	O	F	1984	2014	30
7/14/2014	SD0047201	23123(a)VC, 4454(a)VC, 14601.2VC	23RD ST & POTRERO AVE	23123(a)VC, 4454(a)VC, 14601.2VC	H	M	1974	2014	40
7/15/2014	SD0025640	14601.1(a)VC	1000 BLK POTRERO AVE	14601.1(a)VC	B	M	1983	2014	31
7/30/2014	SD0014220	14601.1(a)VC	I/O 1435 SAN BRUNO AVE	14601.1(a)VC	H	M	1981	2014	33
7/31/2014	SD0047638	22103VC, 16028(a)VC, 12500(a)VC	POTRERO AVE & 22ND ST	22103VC, 16028(a)VC, 12500(a)VC	B	F	1954	2014	60

Traffic arrest resulted in citation.

SPU / SFGH August 2014 Misdemeanor Traffic Arrests

Date	Cite Number	Reason For Stop	Location	Cited For	Race	Gender	DOB Year	Stat Year	Age
8/1/2014	SD0004404	14601.1(a)VC	16TH ST & CONNECTICUTT	14601.1(a)VC	W	M	1985	2014	29
8/5/2014	SD0047157	24601VC, 12500(a)VC	POTRERO AVE & 17TH ST	24601VC, 12500(a)VC	H	M	1992	2014	22
8/14/2014	SD0050677	23123(a)VC, 12500(a)VC	POTRERO AVE & 24TH ST	23123(a)VC, 12500(a)VC	H	M	1986	2014	28
8/23/2014	SD0047076	23123(a)VC, 12500(a)VC	POTRERO AVE & 21ST ST	23123(a)VC, 12500(a)VC	H	M	1987	2014	27
8/31/2014	SD0050654	21801(b)VC, 12500(a)VC	POTRERO AVE & 19TH ST	21801(b)VC, 12500(a)VC	H	M	1975	2014	39

Traffic arrest resulted in citation.

SPU / SFGH September 2014 Misdemeanor Traffic Arrests

Date	Cite Number	Reason For Stop	Location	Cited For	Race	Gender	DOB Year	Stat Year	Age
9/20/2014	SD0050659	21461(a)VC, 24601VC, 12500(a)VC	POTRERO AVE & 22ND ST	21461(a)VC, 24601VC, 12500(a)VC	H	M	1989	2014	25
9/20/2014	SD0050658	4457VC, 16028(a)VC, 12500(a)VC	POTRERO AVE & 22ND ST	4457VC, 16028(a)VC, 12500(a)VC	H	M	1984	2014	30

Traffic arrest resulted in citation.

SPU / SFGH October 2014 Misdemeanor Traffic Arrests

Date	Cite Number	Reason For Stop	Location	Cited For	Race	Gender	DOB Year	Stat Year	Age
10/1/2014	SD0051605	21453(a)VC, 14601.1(a)VC	23RD ST & POTRERO AV	21453(a)VC, 14601.1(a)VC	B	M	1987	2014	27
10/6/2014	SD0041008	24250VC, 16028(a)VC, 14601.1(a)VC	BRYANT ST & 22ND ST	24250VC, 16028(a)VC, 14601.1(a)VC	H	M	1969	2014	45
10/29/2014	SD0051300	21461(a)VC, 14601.1(a)VC, 148(a)(1)PC	23RD ST & POTRERO AVE	21461(a)VC, 14601.1(a)VC, 148(a)(1)PC	B	F	1979	2014	35
10/29/2014	SD0051623	24603VC, 16028(a)VC, 12500(a)VC	600 BLK VAN NESS AVE	24603VC, 16028(a)VC, 12500(a)VC	H	F	1970	2014	44
10/29/2014	SD0051621	21657VC, 16028(a)VC, 12500(a)VC	600 BLK VAN NESS AVE	21657VC, 16028(a)VC, 12500(a)VC	H	M	1982	2014	32

Traffic arrest resulted in citation.

SPU / SFGH November 2014 Misdemeanor Traffic Arrests

Date	Cite Number	Reason For Stop	Location	Cited For	Race	Gender	DOB Year	Stat Year	Age
11/4/2014	SD0044808	21453(a)VC, 16028(a)VC, 14601(a)VC	23RD ST & POTRERO AVE	21453(a)VC, 16028(a)VC, 14601(a)VC	B	M	1966	2014	48
11/5/2014	SD0051657	24250VC, 12500(a)VC	22ND ST & POTRERO AVE	24250VC, 12500(a)VC	B	M	1988	2014	26
11/9/2014	SD0044810	22350VC, 22450(a)VC, 14601.2(a)VC	23RD ST & FLORIDA ST	22350VC, 22450(a)VC, 14601.2(a)VC	H	M	1979	2014	35
11/13/2014	SD0051402	22450(a)VC, 14601.1(a)VC	23RD ST & VERMONT ST	22450(a)VC, 14601.1(a)VC	H	M	1967	2014	47
11/15/2014	SD0050673	24252(a)VC, 16028(a)VC, 14601.1(a)VC	POTRERO AVE & 23RD ST	24252(a)VC, 16028(a)VC, 14601.1(a)VC	W	M	1977	2014	37
11/18/2014	SD0051577	12500(a)VC	2611 BRYANT ST	12500(a)VC	H	F	1972	2014	42

Traffic arrest resulted in citation.

SPU / SFGH December 2014 Misdemeanor Traffic Arrests

Date	Cite Number	Reason For Stop	Location	Cited For	Race	Sex	DOB Year	Stat Year	Age
12/1/2014	SD0053001	21460(a)CV, 14601.1(a)VC	BRANNAN ST & 8TH ST	21460(a)CV, 14601.1(a)VC	H	M	1965	2014	49
12/5/2014	SD0051406	22450(a)VC, 16020(a)VC, 14601.1(a)VC	25th ST & HAMPSHIRE ST	22450(a)VC, 16020(a)VC, 14601.1(a)VC	H	M	1984	2014	30
12/12/2014	SD0053009	4000(a)VC, 16028(a)VC, 14601.1(a)CV	EVANS ST & 3RD ST	4000(a)VC, 16028(a)VC, 14601.1(a)CV	O	F	1971	2014	43
12/23/2014	SD0047645	21950(a)VC, 35110VC, 12500(a)VC	23RD ST & UTAH ST	21950(a)VC, 35110VC, 12500(a)VC	H	M	1959	2014	55
12/31/2014	SD0052702	21453(a)VC, 16028(a)VC, 12500(a)VC	23RD ST & POTRERO AVE	21453(a)VC, 16028(a)VC, 12500(a)VC	B	M	1994	2014	20

Traffic arrest resulted in citation.

SPU / SFGH March 2014 Citations

Date	Cite Number	Reason For Stop	Location	Cited For	Race	Gender	DOB Year	Stat Year	Age
3/1/2014	SD0013873	23123 CVC	18TH POTRERO	23123 CVC	H	M	1972	2014	42
3/13/2014	SD0013875	22526 CVC	23RD POTRERO	22526 CVC	H	M	1971	2014	43
3/13/2014	SD0013251	23123 CVC	21ST AND POTRERO	23123 CVC	A	M	1974	2014	40
3/13/2014	SD0013252	5204A CVC	OAKDALE BAYSHORE	5204A CVC	A	M	1981	2014	33
3/13/2014	SD0032989	22352A CVC	DIVISION POTRERO	22352A CVC	W	M	1975	2014	39
3/16/2014	SD0013259	23124 CVC	23RD POTRERO	23124 CVC	H	F	1996	2014	18
3/16/2014	SD0013258	23112A CVC	14TH POTRERO	23112A CVC	W	F	1977	2014	37
3/16/2014	SD0013255	23123A CVC	23RD AND POTRERO	23123A CVC	W	M	1980	2014	34
3/16/2014	SD0013257	21200 CVC	20TH POTRERO	21200 CVC	H	M	1964	2014	50
3/20/2014	SD0026272	24603 CVC	22ND AND POTRERO	24603 CVC	O	M	1964	2014	50
3/20/2014	SD0013261	21452 CVC	23RD POTRERO	21452 CVC	W	F	1977	2014	37
3/20/2014	SD0013262	21461 CVC	21ST AND POTRERO	21461 CVC	W	M	1949	2014	65
3/20/2014	SD0026273	22450 CVC	24TH SAN BRUNO	22450 CVC	H	M	1952	2014	62
3/20/2014	SD0026274	21200 CVC	23RD POTRERO	21200 CVC	W	F	1977	2014	37
3/20/2014	SD0026270	21200 CVC	18TH HARRISON	21200 CVC	W	M	1952	2014	62
3/29/2014	SD0013271	22450CVC	23RD AND VERMONT	22450CVC	W	M	1966	2014	48
3/29/2014	SD0013272	23123A CVC	24TH AND POTRERO	23123A CVC	A	F	1973	2014	41
3/29/2014	SD0013273	23123A CVC	21ST AND POTRERO	23123A CVC	H	M	1980	2014	34
3/30/2014	SD0013274	21453B CVC	23RD AND POTRERO	21453B CVC	H	M	1979	2014	35
3/30/2014	SD0013275	21453A CVC	22ND AND POTRERO	21453A CVC	H	M	1973	2014	41
3/30/2014	SD0014001	21453A CVC	23RD AND POTRERO	21453A CVC	H	F	1974	2014	40
3/30/2014	SD0014002	22100.5 CVC	23RD AND POTRERO	22100.5 CVC	W	F	1990	2014	24

SPU / SFGH April 2014 Citations

Date	Cite Number	Reason For Stop	Location	Cited For	Race	Gender	DOB Year	Stat Year	Age
4/2/2014	SD0014386	21953 CVC	22ND AND POTRERO	21953 CVC	B	M	1972	2014	42
4/2/2014	SD0014387	21453E CVC	23RD AND POTRERO	21453E CVC	W	M	1984	2014	30
4/2/2014	SD0025568	21955CVC	22ND AND POTRERO	21955CVC	W	F	1985	2014	29
4/2/2014	SD0025570	21955CVC	22ND AND POTRERO	21955CVC	W	M	1980	2014	34
4/2/2014	SD0025567	21955CVC	22ND AND POTRERO	21955CVC	W	M	1980	2014	34
4/2/2014	SD0025569	21955CVC	22ND AND POTRERO	21955CVC	W	M	1959	2014	55
4/2/2014	SD0025565	21955CVC	22ND AND POTRERO	21955CVC	H	M	1980	2014	34
4/2/2014	SD0025566	21955CVC	22ND AND POTRERO	21955CVC	W	M	1989	2014	25
4/3/2014	SD0044880	26708CVC	22ND SANBRUNO	26708CVC	O	M	1972	2014	42
4/3/2014	SD0044879	23123CVC	100 BLK SOUTHPARK	23123CVC	O	M	1981	2014	33
4/3/2014	SD0044881	22450 CVC	23RD VERMONT	22450 CVC	W	M	1967	2014	47
4/3/2014	SD0044878	22450 CVC	BRYANT 4TH	22450 CVC	W	M	1966	2014	48
4/3/2014	SD0044826	22450 CVC	24TH UTAH	22450 CVC	W	M	1963	2014	51
4/3/2014	SD0026146	22450 CVC	23RD VERMONT	22450 CVC	W	M	1988	2014	26
4/3/2014	SD0026144	26708 CC	1000BLK POTRERO	26708 CC	A	M	1974	2014	40
4/3/2014	SD0026139	21461 CVC	23RD POTRERO	21461 CVC	W	M	1965	2014	49
4/3/2014	SD0026136	21461 CVC	23RD POTRERO	21461 CVC	A	M	1989	2014	25
4/3/2014	SD0026138	23123 CVC	21ST POTRERO	23123 CVC	W	M	1982	2014	32
4/3/2014	SD0026140	21461 CVC	23RD POTRERO	21461 CVC	H	M	1984	2014	30
4/3/2014	SD0026141	21461 CVC	1000BLK POTRERO	21461 CVC	W	M	1986	2014	28
4/3/2014	SD0026142	21461 CVC	1000BLK POTRERO	21461 CVC	B	M	1985	2014	29
4/3/2014	SD0026143	21453A CVC	22ND POTRERO	21453A CVC	B	M	1949	2014	65
4/3/2014	SD0026147	22450A CVC	23RD VERMONT	22450A CVC	A	M	1946	2014	68
4/3/2014	SD0044853	21461A CVC	23RD POTRERO	21461A CVC	W	M	1972	2014	42
4/3/2014	SD0044854	23123 CVC	22ND POTRERO	23123 CVC	W	M	1963	2014	51
4/3/2014	SD0044852	23123 CVC	20TH POTRERO	23123 CVC	W	F	1971	2014	43
4/3/2014	SD0044851	23123.5 CVC	20TH POTRERO	23123.5 CVC	H	M	1980	2014	34
4/3/2014	SD0044827	22450 CVC	23RD VERMONT	22450 CVC	H	M	1987	2014	27
4/7/2014	96626902	21657 CVC	23RD VERMONT	21657 CVC	B	M	1963	2014	51
4/7/2014	96626891	27315E CVC	23RD UTAH	27315E CVC	B	M	1995	2014	19
4/8/2014	SD0044864	23123A CVC	23RD POTRERO	23123A CVC	W	F	1954	2014	60
4/8/2014	SD0044856	23123A CVC	HAMPSHIRE 19TH	23123A CVC	W	M	1954	2014	60
4/8/2014	SD0044855	23123A CVC	POTRERO 20TH	23123A CVC	W	M	1960	2014	54

SPU / SFGH April 2014 Citations

Date	Cite Number	Reason For Stop	Location	Cited For	Race	Gender	DOB Year	Stat Year	Age
4/8/2014	SD0044858	23123A CVC	POTRERO 23RD	23123A CVC	H	M	1984	2014	30
4/8/2014	SD0044860	23123A CVC	POTRERO 25TH	23123A CVC	H	M	1970	2014	44
4/8/2014	SD0044859	23123A CVC	POTRERO 24TH ST	23123A CVC	W	M	1974	2014	40
4/8/2014	SD0044861	23123A CVC	POTRERO 24TH ST	23123A CVC	W	F	1971	2014	43
4/8/2014	SD0044863	23123A CVC	23RD POTRERO	23123A CVC	W	F	1981	2014	33
4/8/2014	SD0044865	4000A CVC	20TH POTRERO	4000A CVC	H	M	1987	2014	27
4/8/2014	SD0044862	21453A CVC	POTRERO 23RD	21453A CVC	O	M	1986	2014	28
4/8/2014	SD0020405	23123.5 CVC	POTRERO 19TH	23123.5 CVC	A	F	1984	2014	30
4/8/2014	SD0020404	23123 CVC	POTRERO 21ST	23123 CVC	H	M	1986	2014	28
4/8/2014	SD0020401	23123.5 CVC	POTRERO 22ND	23123.5 CVC	W	F	1983	2014	31
4/8/2014	SD0020402	23123 CVC	23RD HAMPSHIRE	23123 CVC	W	M	1973	2014	41
4/8/2014	SD0020406	23123.5 CVC	19TH POTRERO	23123.5 CVC	A	F	1980	2014	34
4/8/2014	SD0020407	22110A CVC	23RD POTRERO	22110A CVC	W	F	1980	2014	34
4/8/2014	SD0044882	23123.5 CVC	23RD POTRERO	23123.5 CVC	H	M	1977	2014	37
4/9/2014	SD0013239	21461A CVC	2700 BLK 23RD	21461A CVC	O	M	1982	2014	32
4/9/2014	SD0013238	21461A CVC	1001 POTRERO	21461A CVC	W	M	1985	2014	29
4/9/2014	SD0013237	23123 CVC	2900 BLK 25TH ST	23123 CVC	O	M	1984	2014	30
4/10/2014	SD0014007	21950A CVC	23RD POTRERO	21950A CVC	A	F	1963	2014	51
4/10/2014	SD0014009	22107 CVC	17TH FOLSOM	22107 CVC	H	M	1965	2014	49
4/10/2014	SD0014008	21200 CVC	18TH AND NOE	21200 CVC	W	F	1980	2014	34
4/11/2014	SD0044801	25MPC	1001 POTRERO	25MPC	W	M	1959	2014	55
4/11/2014	SD0014011	23123A CVC	19TH POTRERO	23123A CVC	W	M	1960	2014	54
4/11/2014	SD0014010	21461A CVC	23RD POTRERO	21461A CVC	B	M	1984	2014	30
4/11/2014	SD0014012	21453A CVC	22ND POTRERO	21453A CVC	A	F	1987	2014	27
4/11/2014	SD0014013	23123A CVC	22ND POTRERO	23123A CVC	A	F	1990	2014	24
4/11/2014	SD0014014	23123A CVC	23RD UTAH	23123A CVC	W	M	1978	2014	36
4/13/2014	SD0014017	23123A CVC	17TH POTRERO	23123A CVC	H	M	1991	2014	23
4/13/2014	SD0014015	23123A CVC	21ST POTRERO	23123A CVC	A	F	1986	2014	28
4/14/2014	SD0013240	23123.5 CVC	1001 POTRERO	23123.5 CVC	H	M	1990	2014	24
4/16/2014	SD0014388	23123A CVC	17TH POTRERO	23123A CVC	W	M	1955	2014	59
4/17/2014	SD0020791	26710 CVC	840 POTRERO	26710 CVC	W	M	1987	2014	27
4/17/2014	SD0032991	23123.5 CVC	21ST POTRERO	23123.5 CVC	W	M	1980	2014	34
4/17/2014	SD0032990	23123A CVC	21ST POTRERO	23123A CVC	W	M	1975	2014	39

SPU / SFGH April 2014 Citations

Date	Cite Number	Reason For Stop	Location	Cited For	Race	Gender	DOB Year	Stat Year	Age
4/17/2014	SD0044869	23123A CVC	20TH POTRERO	23123A CVC	W	F	1960	2014	54
4/17/2014	SD0044871	22450A CVC	23RD VERMONT	22450A CVC	W	M	1987	2014	27
4/17/2014	SD0044866	23123A CVC	22ND POTRERO	23123A CVC	A	F	1976	2014	38
4/17/2014	SD0044870	23123A CVC	23RD POTRERO	23123A CVC	W	F	1985	2014	29
4/17/2014	SD0032992	21461A CVC	23RD POTRERO	21461A CVC	H	F	1978	2014	36
4/20/2014	SD0013242	23123A CVC	1001 POTRERO	23123A CVC	W	F	1981	2014	33
4/21/2014	SD0007448	22450A CVC	23RD POTRERO	22450A CVC	O	M	1964	2014	50
4/22/2014	SD0013243	22450A CVC	23RD VERMONT	22450A CVC	H	F	1984	2014	30
4/22/2014	SD0025602	23123A CVC	23RD VERMONT	23123A CVC	W	M	1988	2014	26
4/22/2014	SD0077449	23123A CVC	23RD VERMONT	23123A CVC	W	M	1971	2014	43
4/22/2014	SD0007450	23123A CVC	1975 BRYANT ST	23123A CVC	W	F	1974	2014	40
4/22/2014	SD0025603	24250 CVC	23RD YORK	24250 CVC	W	F	1962	2014	52
4/22/2014	SD0014139	23123.5 CVC	1247 HARRISON ST	23123.5 CVC	O	M	1976	2014	38
4/27/2014	SD0013246	23123A CVC	MARIPOSA 17TH	23123A CVC	O	M	1976	2014	38
4/27/2014	SD0013247	23123A CVC	19TH POTRERO	23123A CVC	O	M	1962	2014	52
4/27/2014	SD0013245	22450A CVC	23RD VERMONT	22450A CVC	O	F	1985	2014	29
4/28/2014	SD0014140	22101D CVC	22ND POTRERO	22101D CVC	W	M	1979	2014	35
4/29/2014	SD0014141	24600 CVC	1312 UTAH ST	24600 CVC	W	F	1989	2014	25
4/29/2014	SD0014391	21461A CVC	23RD POTRERO	21461A CVC	W	M	1962	2014	52
4/29/2014	SD0014390	21461A CVC	23RD POTRERO	21461A CVC	O	M	1957	2014	57
4/29/2014	SD0014389	21461A CVC	23RD POTRERO	21461A CVC	W	M	1967	2014	47
4/29/2014	SD0044883	5204A CVC	23RD POTRERO	5204A CVC	B	M	1960	2014	54
4/29/2014	SD0044873	23123.5A CVC	23RD POTRERO	23123.5A CVC	A	F	1979	2014	35
4/29/2014	SD0044872	23123A CVC	20TH POTRERO	23123A CVC	W	M	1965	2014	49
4/29/2014	SD0044884	24603E CVC	23RD POTRERO	24603E CVC	W	M	1966	2014	48
4/29/2014	SD0044885	21200/22450A	23RD VERMONT	21200/22450A	W	M	1976	2014	38
4/29/2014	SD0025607	22450A CVC	KANSAS AT 23RD	22450A CVC	O	M	1963	2014	51
4/29/2014	SD0025609	22450A CVC	23RD VERMONT	22450A CVC	O	F	1947	2014	67
4/29/2014	SD0025606	22450A CVC	KANSAS AT 23RD	22450A CVC	O	M	1985	2014	29
4/30/2014	SD0014392	21461A CVC	23RD POTRERO	21461A CVC	W	M	1979	2014	35
4/30/2014	SD0014393	21461A CVC	23RD POTRERO	21461A CVC	B	M	1960	2014	54
4/30/2014	SD0014394	23123.5A CVC	23RD POTRERO	23123.5A CVC	W	F	1989	2014	25
4/30/2014	SD0014395	21461A CVC	23RD POTRERO	21461A CVC	B	M	1990	2014	24

SPU / SFGH April 2014 Citations

Date	Cite Number	Reason For Stop	Location	Cited For	Race	Gender	DOB Year	Stat Year	Age
4/30/2014	SD0014396	22450A CVC	23RD HAMPSHIRE	22450A CVC	W	M	1965	2014	49

SPU / SFGH May 2014 Citations

Date	Cite Number	Reason For Stop	Location	Cited For	Race	Gender	DOB Year	Stat Year	Age
5/1/2014	SD0044888	22350A CVC	23RD/VERMONT	22350A CVC	B	F	1993	2014	21
5/1/2014	SD0014397	11357B HS	995 POTRERO	11357B HS	B	M	1961	2014	53
5/3/2014	SD0014022	22500B CVC	MARIPOSA/POTRERO	22500B CVC	B	M	1931	2014	83
5/3/2014	SD0014023	22500.1 CVC	1001 POTRERO	22500.1 CVC	A	M	1936	2014	78
5/3/2014	SD0014021	21658A CVC	17TH/POTRERO	21658A CVC	H	M	1969	2014	45
5/3/2014	SD0014024	21453A CVC	22ND/POTRERO	21453A CVC	B	F	1963	2014	51
5/3/2014	SD0014019	21453A CVC	18TH/POTRERO	21453A CVC	B	M	1960	2014	54
5/3/2014	SD0014020	23123A CVC	20TH/POTRERO	23123A CVC	H	F	1977	2014	37
5/3/2014	SD0014018	21461A CVC	23RD/POTRERO	21461A CVC	H	M	1955	2014	59
5/3/2014	SD0032898	23123ACVC	100 PANORAMA	23123ACVC	B	F	1978	2014	36
5/4/2014	SD0032995	602.1A PC	1001 POTRERO	602.1A PC	B	M	1954	2014	60
5/6/2014	SD0025628	22450ACVC	2501 23RD STREET	22450ACVC	B	M	1988	2014	26
5/6/2014	SD0013249	16028A CVC	2510 23RD STREET	16028A CVC	B	M	1980	2014	34
5/6/2014	SD0013248	23123A CVC	2501 23RD STREET	23123A CVC	O	M	1970	2014	44
5/8/2014	SD0014398	25 MPC	1001 POTRERO AVE	25 MPC	B	M	1981	2014	33
5/8/2014	SD0014399	23123A CVC	16TH/POTRERO	23123A CVC	B	M	1954	2014	60
5/8/2014	SD0014400	21200/22450ACVC	23RD/VERMONT	21200/22450ACVC	B	M	2001	2014	13
5/8/2014	SD0051201	21200/22450ACVC	23RD/VERMONT	21200/22450ACVC	B	F	1980	2014	34
5/9/2014	SD0032899	2245ACVC	OLYMPIA/PANARAMA	2245ACVC	A	F	1967	2014	47
5/10/2014	SD0032996	24250CVC	23RD/POTRERO	24250CVC	B	M	1976	2014	38
5/13/2014	SD0051202	21461ACVC	23RD/POTRERO	21461ACVC	O	M	1960	2014	54
5/13/2014	SD0051203	23123ACVC	23RD/POTRERO	23123ACVC	W	F	1979	2014	35
5/14/2014	096625281	21453ACVC	18TH/POTRERO	21453ACVC	B	M	1980	2014	34
5/15/2014	SD0026053	23123ACVC	23RD/VERMONT	23123ACVC	W	M	1969	2014	45
5/16/2014	SD0044890	21650.1CVC	800 POTRERO	21650.1CVC	W	M	1967	2014	47
5/16/2014	SD0026054	27315D1CVC	17TH/POTRERO	27315D1CVC	W	M	1965	2014	49
5/17/2014	SD0032997	21460ACVC	24TH/POTRERO	21460ACVC	W	M	1981	2014	33
5/17/2014	SD0026060	22350CVC	17TH/POTRERO	22350CVC	O	M	1981	2014	33
5/17/2014	SD0026061	23123ACVC	21ST/POTRERO	23123ACVC	W	M	1975	2014	39
5/17/2014	SD0026056	21200/22450ACVC	23RD/VERMONT	21200/22450ACVC	W	F	1983	2014	31
5/17/2014	SD0026055	22450ACVC	23RD/UTAH	22450ACVC	W	F	1970	2014	44
5/17/2014	SD0026058	21200/21453ACVC	23RD/POTRERO	21200/21453ACVC	W	M	1959	2014	55
5/17/2014	SD0026057	21200/22450ACVC	23RD/VERMONT	21200/22450ACVC	W	M	1987	2014	27

SPU / SFGH May 2014 Citations

Date	Cite Number	Reason For Stop	Location	Cited For	Race	Gender	DOB Year	Stat Year	Age
5/17/2014	SD0026059	21200/22450ACVC	23RD/KANSAS	21200/22450ACVC	H	M	1967	2014	47
5/18/2014	SD0026065	21453ACVC	23RD/POTRERO	21453ACVC	H	M	1957	2014	57
5/18/2014	SD0026064	21650CVC	17TH/POTRERO	21650CVC	W	M	1947	2014	67
5/18/2014	SD0026063	23123ACVC	23RD/POTRERO	23123ACVC	W	M	1958	2014	56
5/18/2014	SD0026062	4000A1CVC	23RD/POTRERO	4000A1CVC	B	F	1980	2014	34
5/19/2014	SD0020409	21453ACVC	22ND/POTRERO	21453ACVC	A	M	1955	2014	59
5/19/2014	SD0020411	22450ACVC	22ND/VERMONT	22450ACVC	W	M	1988	2014	26
5/19/2014	SD0025610	22450ACVC	23RD/VERMONT	22450ACVC	H	M	1957	2014	57
5/19/2014	SD0025611	22350CVC	24TH/POTRERO	22350CVC	W	F	1962	2014	52
5/19/2014	SD0020408	27315D1CVC	22ND/POTRERO	27315D1CVC	W	M	1969	2014	45
5/19/2014	SD0032779	24252ACVC	CLIPPER/BURNETT	24252ACVC	OTH	M	1991	2014	23
5/20/2014	SD0025629	27315D1CVC	17TH/POTRERO	27315D1CVC	OTH	M	1969	2014	45
5/20/2014	SD0025630	23123ACVC	1100 POTRERO	23123ACVC	OTH	M	1988	2014	26
5/20/2014	SD0025631	22450ACVC	23RD/UTAH	22450ACVC	OTH	M	1978	2014	36
5/20/2014	SD0025632	22107CVC	22ND/POTRERO	22107CVC	OTH	M	1974	2014	40
5/23/2014	SD0032998	21461ACVC	23RD/POTRERO	21461ACVC	H	F	1980	2014	34
5/23/2014	SD0026066	23123ACVC	23RD/POTRERO	23123ACVC	W	M	1962	2014	52
5/27/2014	SD0008001	21453ACVC	23RD/POTRERO	21453ACVC	H	M	1977	2014	37

SPU / SFGH June 2014 Citations

Date	Cite Number	Reason For Stop	Location	Cited For	Race	Gender	DOB Year	Stat Year	Age
6/2/2014	SD0026068	21950 b CVC	21st/Potrero	21950 b CVC	W	M	1966	2014	48
6/2/2014	SD0026070	25MPC	1001 POTRERO	25MPC	H	M	1968	2014	46
6/2/2014	SD0026069	27360ACVC	23RD/VERMONT	27360ACVC	H	M	1955	2014	59
6/3/2014	SD0051206	635MPC	1001 POTRERO	635MPC	W	M	1982	2014	32
6/3/2014	SD0051205	21950ACVC	1001 POTRERO	21950ACVC	W	M	1968	2014	46
6/7/2014	SD0026074	23123ACVC	21ST/POTRERO	23123ACVC	B	M	1976	2014	38
6/7/2014	SD0026075	23123ACVC	5TH/HARRISON	23123ACVC	A	F	1964	2014	50
6/8/2014	SD0047226	4454ACVC	22ND/POTRERO	4454ACVC	W	M	1982	2014	32
6/8/2014	SD0039972	21453ACVC	21ST/POTRERO	21453ACVC	W	M	1962	2014	52
6/8/2014	SD0039971	21453ACVC	22ND/POTRERO	21453ACVC	W	M	1962	2014	52
6/8/2014	SD0039973	22160CVC	20TH/POTRERO	22160CVC	W	M	1992	2014	22
6/9/2014	SD0047227	22450ACVC	18TH/HARRISON	22450ACVC	W	M	1970	2014	44
6/11/2014	SD0051207	23123ACVC	SOUTH VAN NESS/DIVISION	23123ACVC	W	M	1985	2014	29
6/12/2014	SD0050626	21650CVC	23RD/POTRERO	21650CVC	W	M	1969	2014	45
6/12/2014	SD0047230	23123ACVC	MARIPOSA/POTRERO	23123ACVC	O	M	1980	2014	34
6/12/2014	SD0051208	23123.5CVC	23RD/POTRERO	23123.5CVC	W	F	1982	2014	32
6/12/2014	SD0047229	27315D1CVC	SD#0047229	27315D1CVC	W	F	1952	2014	62
6/12/2014	SD0047228	23123.5CVC	23RD/POTRERO	23123.5CVC	O	F	1984	2014	30
6/13/2014	SD0033000	21461ACVC	23RD/POTRERO	21461ACVC	A	M	1963	2014	51
6/15/2014	SD0047237	23123ACVC	23RD/POTRERO	23123ACVC	H	M	1979	2014	35
6/18/2014	SD0050652	23123ACVC	23RD/POTRERO	23123ACVC	W	M	1980	2014	34
6/19/2014	SD0051279	23123.5ACVC	23RD/POTRERO	23123.5ACVC	A	M	1959	2014	55
6/22/2014	SD0047240	23123ACVC	23RD / POTRERO	23123ACVC	O	M	1959	2014	55
6/22/2014	SD0047238	27315D1CVC	17TH / POTRERO	27315D1CVC	W	F	1966	2014	48
6/22/2014	SD0047239	21658ACVC	17TH / POTRERO	21658ACVC	O	F	1968	2014	46
6/25/2014	SD0025635	14600ACVC	1001 POTRERO AVE	14600ACVC	O	M	1991	2014	23
6/25/2014	SD0025636	16028CVC	1001 POTRERO AVE	16028CVC	O	F	1977	2014	37
6/26/2014	SD0051281	22450ACVC	23RD/KANSAS	22450ACVC	W	M	1932	2014	82
6/26/2014	SD0047244	23123ACVC	23RD/VERMONT	23123ACVC	H	M	1983	2014	31
6/26/2014	SD0051280	21461ACVC	1001POTRERO	21461ACVC	H	M	1985	2014	29
6/26/2014	SD0047241	23123ACVC	17TH/POTRERO	23123ACVC	O	M	1972	2014	42
6/26/2014	SD0047242	27315D1CVC	23RD/POTRERO	27315D1CVC	W	F	1924	2014	90
6/26/2014	SD0047243	23123ACVC	23RD/VERMONT	23123ACVC	H	F	1984	2014	30

SPU / SFGH June 2014 Citations

Date	Cite Number	Reason For Stop	Location	Cited For	Race	Sex	DOB Year	Stat Year	Age
6/27/2014	SD0051282	21461ACVC	22ND/POTRERO	21461ACVC	H	M	1964	2014	50
6/29/2014	SD0025639	27007CVC	23RD/POTRERO	27007CVC	B	M	1961	2014	53
6/29/2014	SD0007981	602PC	1001 POTRERO	602PC	W	M	1975	2014	39
6/29/2014	SD0047246	23123ACVC	24TH/POTRERO	23123ACVC	W	M	1992	2014	22
6/29/2014	SD0007984	415PC	1001 POTRERO	415PC	H	M	1990	2014	24
6/29/2014	SD0025638	7.2.72TC	SD#0025638	7.2.72TC	O	M	1967	2014	47
6/29/2014	SD0025637	23123ACVC	2501 23RD STREET	23123ACVC	W	F	1965	2014	49
6/30/2014	SD0047247	23123ACVC	23RD/POTRERO	23123ACVC	W	F	1978	2014	36

SPU / SFGH July 2014 Citations

Date	Cite Number	Reason For Stop	Location	Cited For	Race	Gender	DOB Year	Stat Year	Age
7/2/2014	SD0039975	21200, 21453(c)	23rd and Potrero	21200, 21453(c)	H	M	1989	2014	25
7/3/2014	SD0051213	21453(a)	23rd and Potrero	21453(a)	O	M	1950	2014	64
7/4/2014	SD0047152	23123(a) CVC	806 POTRERO	23123(a) CVC	A	M	1978	2014	36
7/5/2014	SD0047249	21650 CVC	Potrero	21650 CVC	H	F	1975	2014	39
7/9/2014	SD0047153	23123.5 CVC	21st and Potrero	23123.5 CVC	W	M	1982	2014	32
7/9/2014	SD0051258	2245(a) CVC	24th and San Bruno	2245(a) CVC	W	F	1984	2014	30
7/9/2014	SD0007353	23123.5(a) CVC / 4454 (a) CVC	23rd and Utah	23123.5(a) CVC / 4454 (a) CVC	H	M	1979	2014	35
7/9/2014	SD0051259	21453 (c)	23rd and Potrero	21453 (c)	O	M	1962	2014	52
7/10/2014	SD 0051285	4000(a)(1)	23rd and Potrero	4000(a)(1)	A	M	1966	2014	48
7/10/2014	SD0051260	22350 CVC	23rd and Potrero	22350 CVC	W	M	1963	2014	51
7/10/2014	SD0051261	214539(c) CVC / 4000(a)(1) CVC	23rd and Potrero	214539(c) CVC / 4000(a)(1) CVC	H	M	1963	2014	51
7/10/2014	SD0051284	21461(a)	1000 Potrero	21461(a)	H	M	1956	2014	58
7/14/2014	SD0014202	21461 CVC	23rd and Potrero	21461 CVC	A	M	1964	2014	50
7/14/2014	SD0014201	21461	23rd and Potrero	21461	W	M	1950	2014	64
7/14/2014	SD0047250	4000(a) (1) CVC / 24002(a) CVC	22nd and Potrero	4000(a) (1) CVC / 24002(a) CVC	H	F	1965	2014	49
7/15/2014	SD0051262	21453(c) CVC	23rd and Potrero	21453(c) CVC	W	F	1981	2014	33
7/15/2014	SD0047154	4000(a)(1)	23rd and Utah	4000(a)(1)	H	M	1983	2014	31
7/16/2014	SD0047155	22100.5	21st and Potrero	22100.5	W	M	1957	2014	57
7/17/2014	SD0051289	21453(a)	22nd and Potrero	21453(a)	W	M	1978	2014	36
7/17/2014	SD0051288	21461	1000 Potrero	21461	W	M	1962	2014	52
7/17/2014	SD0051290	21453(a)	23rd and Potrero	21453(a)	O	M	1974	2014	40
7/18/2014	SD0047629	22350 / 12951(a) / 4454(a)	22nd and Potrero	22350 / 12951(a) / 4454(a)	H	M	1994	2014	20
7/18/2014	SD0050653	TC7.2.72	22nd and Potrero	TC7.2.72	O	M	1983	2014	31
7/19/2014	SD0047202	27315(d)(1)	23rd and Potrero	27315(d)(1)	W	M	1954	2014	60
7/21/2014	SD0014209	23123(a)	23rd and Vermont	23123(a)	A	F	1990	2014	24
7/21/2014	SD0044894	21950(a)	23rd and Utah	21950(a)	O	M	1985	2014	29
7/22/2014	SD0047633	4000 a1 / 24600(b)	22nd and Potrero	4000 a1 / 24600(b)	B	M	1991	2014	23
7/22/2014	SD0047631	21200/21453	23rd and Potrero	21200/21453	W	M	1977	2014	37
7/22/2014	SD0051210	23123(a)	23rd and Potrero	23123(a)	W	M	1974	2014	40
7/22/2014	SD0051209	22450(a)	Bryant Street and Mariposa	22450(a)	W	M	1965	2014	49
7/22/2014	SD0051211	21461(a)	23rd and Potrero	21461(a)	W	M	1968	2014	46

SPU / SFGH July 2014 Citations

Date	Cite Number	Reason For Stop	Location	Cited For	Race	Gender	DOB Year	Stat Year	Age
7/22/2014	SD0044893	21950	23rd and Utah	21950	O	M	1964	2014	50
7/23/2014	SD0044895	25620	23rd and San Bruno	25620	W	M	1958	2014	56
7/23/2014	SD0044896	25620	1100 Potrero	25620	W	M	1972	2014	42
7/23/2014	SD0044897	25620(a)	1130 Potrero Ave	25620(a)	W	M	1967	2014	47
7/23/2014	SD0047156	21453a	22nd and Potrero	21453a	W	M	1968	2014	46
7/23/2014	SD0051291	22450(a)	23rd and Vermont Street	22450(a)	H	M	1970	2014	44
7/24/2014	SD0014211	27400	23rd and Potrero	27400	W	F	1985	2014	29
7/27/2014	SD0007354	132	1001 Potrero Ave	132	W	M	1964	2014	50
7/28/2014	SD0014212	21200/21453(a)	22ND AND POTRERO	21200/21453(a)	A	M	1977	2014	37
7/28/2014	SD0014213	16028(a) / 21603(a)	18th and Potrero	16028(a) / 21603(a)	B	M	1990	2014	24
7/28/2014	SD0013904	2146(A)	23RD AND POTRERO	2146(A)	W	M	1967	2014	47
7/30/2014	SD0014216	21658(a)	22nd and Potrero	21658(a)	A	M	1977	2014	37
7/30/2014	SD0014218	21461(a)	23rd and Potrero	21461(a)	B	M	1971	2014	43
7/30/2014	SD0014215	26710	19th and Potrero	26710	B	M	1951	2014	63
7/30/2014	SD0051264	22450(a)	23rd and Vermont	22450(a)	W	M	1989	2014	25
7/30/2014	SD0051265	22450(a)	20th and Rhode Island	22450(a)	W	F	1990	2014	24
7/30/2014	SD0051266	22450(a)	23rd and Vermont	22450(a)	W	M	1968	2014	46
7/30/2014	SD0051212	21461(a)	23rd and Potrero	21461(a)	W	F	1965	2014	49
7/30/2014	SD0014219	21453(a)	22nd and Potrero	21453(a)	H	M	1981	2014	33
7/30/2014	SD0014214	21200/21453(a)	19th and Potrero	21200/21453(a)	H	M	1995	2014	19
7/30/2014	SD0014217	22102	22nd and Potrero	22102	H	M	1970	2014	44
7/30/2014	SD0047637	21453(a) / 26710	23rd and Potrero	21453(a) / 26710	O	M	1955	2014	59
7/31/2014	SD0014222	23123(a)	19th and Potrero	23123(a)	A	M	1967	2014	47
7/31/2014	SD0014221	21453(a)	9th and Brannan	21453(a)	A	M	1973	2014	41
7/31/2014	SD0051215	22450(a)	24th and Vermont	22450(a)	B	M	1949	2014	65
7/31/2014	SD0051269	26710 / 14601.1(a)	17th and Potrero	26710 / 14601.1(a)	W	M	1973	2014	41
7/31/2014	SD0013905	21461(a)	23rd and Potrero	21461(a)	O	M	1946	2014	68

SPU / SFGH August 2014 Citations

Date	Cite Number	Reason For Stop	Location	Cited For	Race	Gender	DOB Year	Stat Year	Age
8/1/2014	SD0051270	22450(a)	23rd and Vermont	22450(a)	O	M	1984	2014	30
8/1/2014	SD0051292	23123(a)	23rd and Vermont	23123(a)	O	F	1976	2014	38
8/3/2014	SD0047204	21451(a) / 4454(a)	18th and Potrero	21451(a) / 4454(a)	B	F	1981	2014	33
8/4/2014	SD0014223	21453(a)	22nd and Potrero	21453(a)	H	M	1963	2014	51
8/6/2014	SD0051217	21461(a)	23rd and Potrero	21461(a)	W	M	1960	2014	54
8/6/2014	SD0051216	21461(a) / 12951(a)	23rd and Potrero	21461(a) / 12951(a)	A	F	1966	2014	48
8/7/2014	SD0051271	24250	24th and Utah	24250	W	M	1964	2014	50
8/7/2014	SD0047639	24603(b)	21st and Potrero	24603(b)	A	M	1982	2014	32
8/7/2014	SD0047205	23123.5(a) / 16020(a)	23rd and Vermont	23123.5(a) / 16020(a)	H	F	1984	2014	30
8/7/2014	SD0051218	1009.22(d) HS	21st and Potrero	1009.22(d) HS	W	F	1984	2014	30
8/8/2014	SD0045628	21461(a) / 12951(a)	21st and Potrero	21461(a) / 12951(a)	B	F	1989	2014	25
8/8/2014	SD0051219	21461(a) / 4000(a)(1) / 14601(a)	23rd and Potrero	21461(a) / 4000(a)(1) / 14601(a)	B	M	1964	2014	50
8/9/2014	SD0025614	1286(a)	1001 Potrero, 2nd floor	1286(a)	H	M	1951	2014	63
8/10/2014	SD0047206	22450(a)	23rd and Vermont	22450(a)	A	F	1951	2014	63
8/12/2014	SD0047207	23123(a)	Bayshore and Jerrold	23123(a)	H	M	1982	2014	32
8/12/2014	SD0047640	21200 / 21453(a)	23rd and Potrero	21200 / 21453(a)	B	M	1955	2014	59
8/12/2014	SD0025646	23123(a)	18th and Potrero	23123(a)	W	M	1984	2014	30
8/13/2014	SD0051295	22450(a) / 16028(a)	25th and Utah	22450(a) / 16028(a)	A	F	1967	2014	47
8/13/2014	SD0051294	21461(a)	23rd and Potrero	21461(a)	B	M	1959	2014	55
8/15/2014	SD0020422	602.1/ 415	1001 potrero ave	602.1/ 415	W	F	1986	2014	28
8/18/2014	SD0050680	11364 / 635	900 Potrero Ave	11364 / 635	W	M	1966	2014	48
8/18/2014	SD0025648	21650	17th and Potrero	21650	W	F	1984	2014	30
8/18/2014	SD0025649	22400 / 27400	9th and Bryant	22400 / 27400	O	F	1989	2014	25
8/18/2014	SD0025647	23123	18th and Potrero	23123	W	M	1986	2014	28
8/19/2014	SD0025615	21453	23rd and Potrero	21453	A	M	1968	2014	46
8/23/2014	SD1125616	22450	23rd and Vermont	22450	A	F	1957	2014	57
8/24/2014	SD007210	21453	23rd and Potrero	21453	W	M	1929	2014	85
8/26/2014	SD0007355	25 MPC	1001 Potrero	25 MPC	W	M	1949	2014	65
8/26/2014	SD0051296	22450	23rd and Kansas	22450	W	M	1989	2014	25
8/27/2014	SD0051272	21453(a)	10th and Market	21453(a)	W	M	1969	2014	45
8/29/2014	SD0051273	648	1001 Potrero Ave	648	W	M	1982	2014	32
8/30/2014	SD0025617	21453	23rd Potrero	21453	W	M	1984	2014	30
8/30/2014	SD0025618	4454 (a)	23rd and Vermont	4454 (a)	O	M	1980	2014	34

SPU / SFGH September 2014 Citations

Date	Cite Number	Reason For Stop	Location	Cited For	Race	Gender	DOB Year	Stat Year	Age
9/1/2014	SD0025650	21655.5(b)	1001 Potrero	21655.5(b)	W	M	1963	2014	51
9/2/2014	SD0025619	21453 / 12500	23rd and Potrero	21453 / 12500 No CDL	B	F	1983	2014	31
9/9/2014	SD0051297	22450 (a) CVC	Vermont and 23rd	22450 (a) CVC	W	M	1978	2014	36
9/12/2014	SD0025621	24603 / 12951 / 16020 (a)	23rd and Potrero	24603 / 12951 / 16020 (a)	H	M	1970	2014	44
9/14/2014	SD0025624	12500 / 21453	23rd and Vermont	12500 / 21453	H	M	1989	2014	25
9/16/2014	SD0051298	21463	23rd and Potrero	21463	B	M	1969	2014	45
9/16/2014	SD0025625	22450 (a)	23rd and Vermont	22450 (a)	A	M	1981	2014	33
9/16/2014	SD0047055	21453 / 4000 / 16020 (a)	23rd and Potrero	21453 / 4000 / 16020 (a)	W	M	1977	2014	37
9/21/2014	SD0050660	24252(a)	1001 Potrero Avenue	24252(a)	W	F	1978	2014	36
9/21/2014	SD0050662	22500(b) / 4000(a)(1)	1001 Potrero Avenue	22500(b) / 4000(a)(1)	W	M	1986	2014	28
9/21/2014	SD0050663	22450(a)	2501 23rd Street	22450(a)	W	M	1972	2014	42
9/22/2014	SD0047058	21453(A)CVC	23RD/POTRERO	21453(A)CVC	W	M	1963	2014	51
9/23/2014	SD0051603	21461(A)CVC	23RD/POTRERO	21461(A)CVC	W	M	1960	2014	54
9/23/2014	SD0051602	21453(A)CVC	POTRERO/20TH	21453(A)CVC	B	F	1993	2014	21
9/24/2014	SD0051604	24252(A)CVC	MARIPOSA ST/POTRERO AVE	24252(A)CVC	W	M	1991	2014	23
9/29/2014	SD0047059	22102CVC	1176 POTRERO AVE	22102CVC	A	M	1968	2014	46
9/30/2014	SD0013909	21453(A)CVC	23RD/POTRERO	21453(A)CVC	O	M	1992	2014	22

SPU / SFGH October 2014 Citations

Date	Cite Number	Reason For Stop	Location	Cited For	Race	Gender	DOB Year	Stat Year	Age
10/2/2014	SD0051220	635MPC	1001POTRERO	635MPC	W	M	1949	2014	65
10/3/2014	SD0048028	635MPC	995POTRERO	635MPC	W	M	1976	2014	38
10/3/2014	SD0051607	16028CVC	23RD/POTRERO	16028CVC	O	F	1966	2014	48
10/3/2014	SD0051606	24252ACVC	23RD/KANSAS	24252ACVC	H	F	1963	2014	51
10/4/2014	SD0048029	22450ACVC	25TH/UTAH	22450ACVC	H	F	1974	2014	40
10/5/2014	SD0051609	21461CVC	25TH/POTRERO	21461CVC	H	M	1985	2014	29
10/6/2014	SD0047061	21453ACVC	23RD/POTRERO	21453ACVC	W	M	1963	2014	51
10/6/2014	SD0047060	21453ACVC	23RD/POTRERO	21453ACVC	W	M	1973	2014	41
10/6/2014	SD0050697	1001POTRERO	1001POTRERO	1001POTRERO	H	M	1960	2014	54
10/9/2014	SD0051612	21310PC	1001POTRERO	21310PC	A	M	1957	2014	57
10/9/2014	SD0051611	24600ECVC	23RD/SANBRUNO	24600ECVC	A	M	1982	2014	32
10/9/2014	SD0041013	23123A	20TH	23123A	W	M	1961	2014	53
10/9/2014	SD0041011	21658CVC	GEARY/GOUGH	21658CVC	O	M	1957	2014	57
10/10/2014	SD0047211	23123ACVC	23RD/VERMONT	23123ACVC	H	M	1983	2014	31
10/13/2014	SD0025623	22450 (a)	23rd and Vermont	22450 (a)	W	F	1953	2014	61
10/14/2014	SD0041014	4000A1CVC	FRONT/JACKSON	4000A1CVC	W	M	1975	2014	39
10/16/2014	SD0051613	635MPC	246022ND STREET	635MPC	W	M	1948	2014	66
10/17/2014	SD0051615	647C	24TH/VERMONT	647C	W	F	1969	2014	45
10/17/2014	SD0048030	23123ACVC	1101POTRERO	23123ACVC	W	M	1968	2014	46
10/21/2014	SD0050615	27400CVC	19TH/HARRISON	27400CVC	B	F	1989	2014	25
10/21/2014	SD0041015	5200ACVC	DIVISADERO/GEARY	5200ACVC	A	M	1989	2014	25
10/22/2014	SD0041016	21453ACVC	23RD/POTRERO AVE	21453ACVC	A	M	1979	2014	35
10/22/2014	SD0041017	24600BCVC	FULTON/LARKIN	24600BCVC	W	M	1986	2014	28
10/23/2014	SD0050616	22450ACVC	23RD/VERMONT	22450ACVC	W	M	1989	2014	25
10/23/2014	SD0051221	374.4A	1001 POTRERO	374.4A	W	M	1983	2014	31
10/24/2014	SD0051654	24252ACVC	18TH/UTAH	24252ACVC	W	M	1989	2014	25
10/25/2014	SD0047062	23123ACVC	24TH/POTRERO	23123ACVC	H	M	1973	2014	41
10/26/2014	SD0047063	21453CCVC	23RD/POTRERO	21453CCVC	H	M	1972	2014	42
10/27/2014	SD0051617	21955CVC	POTRERO/21ST	21955CVC	B	M	1958	2014	56
10/28/2014	SD0051618	21950ACVC	23RD/POTRERO	21950ACVC	W	M	1987	2014	27
10/28/2014	SD0051619	21950ACVC	23RD/POTRERO	21950ACVC	W	M	1989	2014	25
10/28/2014	SD0047064	24601CVC	23RD/POTRERO	24601CVC	H	M	1965	2014	49
10/29/2014	SD0013910	11357BH/S	9TH/HOWARD	11357BH/S	B	M	1986	2014	28

SPU / SFGH October 2014 Citations

Date	Cite Number	Reason For Stop	Location	Cited For	Race	Gender	DOB Year	Stat Year	Age
10/30/2014	SD0050617	21460CVC	400 MCALLISTER	21460CVC	B	M	1965	2014	49
10/30/2014	SD0013911	4000A1CVC	EDDY/VANNESS	4000A1CVC	W	M	1980	2014	34
10/30/2014	SD0047215	23123ACVC	GROVE/POLK	23123ACVC	H	M	1963	2014	51
10/31/2014	SD0048033	23123ACVC	POTRERO/18TH	23123ACVC	W	M	1984	2014	30
10/31/2014	SD0050753	21461ACVC	1001POTRERO	21461ACVC	W	M	1991	2014	23
10/31/2014	SD0048034	21657ACVC	1100POTRERO	21657ACVC	H	F	1990	2014	24

SPU / SFGH November 2014 Citations

Date	Cite Number	Reason For Stop	Location	Cited For	Race	Gender	DOB Year	Stat Year	Age
11/3/2014	SD0051624	1009.22DHC	IFO995POTREROAVE	1009.22DHC	H	M	1952	2014	62
11/6/2014	SD0050777	21MPC	25TH/POTREROAVE	21MPC	H	M	1980	2014	34
11/6/2014	SD0050779	21MPC	25TH/POTREROAVE	21MPC	H	M	1960	2014	54
11/7/2014	SD0047217	23123ACVC	POTRERO/23	23123ACVC	A	F	1981	2014	33
11/7/2014	SD0050780	5209ACVC	POTREROAVE/22NDSTREET	5209ACVC	W	M	1955	2014	59
11/8/2014	SD0047218	5204ACVC / 1295ACVC	VERMONT/23	5204ACVC / 1295ACVC	W	F	1988	2014	26
11/8/2014	SD0048035	21461ACVC	IFO1001POTREROAVESF	21461ACVC	H	F	1986	2014	28
11/10/2014	SD0013914	21200CVC / 22450ACVC	HAMPSHIREST/18THST	21200CVC / 22450ACVC	W	F	1984	2014	30
11/10/2014	SD0013915	21453ACVC	POTREROAVE/25THST	21453ACVC	H	M	1938	2014	76
11/10/2014	SD0047220	23123ACVC	22ND	23123ACVC	W	F	1984	2014	30
11/10/2014	SD0047066	21453CCVC	23RDST/POTREROAVE	21453CCVC	A	F	1950	2014	64
11/10/2014	SD0047065	22350	21ST/POTREROAVE	22350	W	M	1995	2014	19
11/10/2014	SD0013888	11350A / 602.1BPC	1001POTREROAVESF	11350A / 602.1BPC	B	M	1972	2014	42
11/10/2014	SD0013889	22450ACVC	23RDST/VERMONTST	22450ACVC	W	M	1989	2014	25
11/11/2014	SD0051659	243BPC	1001POTREROAVEWARD7B	243BPC	A	F	1976	2014	38
11/11/2014	SD0047067	21453CCVC	23RDST/POTREROAVE	21453CCVC	A	M	1956	2014	58
11/12/2014	SD0048038	CVC23123A	IFO1001POTREROAVESF	CVC23123A	H	M	1956	2014	58
11/12/2014	SD0048036	25MPC	887POTREROAVESFCA	25MPC	W	M	1982	2014	32
11/12/2014	SD0051426	24600CCVC / 26708A2CVC / 12500ACVC	BRYANTST/17THST	24600CCVC / 26708A2CVC / 12500ACVC	H	M	1985	2014	29
11/12/2014	SD0048039	22450ACVC	23RDST/VERMONTSFCA	22450ACVC	O	M	1964	2014	50
11/12/2014	SD0048037	25MPC	887POTREROAVESFCA	25MPC	W	F	1983	2014	31
11/13/2014	SD0051401	21461CVC	WBPOTRERO/23RDST	21461CVC	H	M	1958	2014	56
11/14/2014	SD0051427	5204ACVC	POTREROAVE/22NDST	5204ACVC	H	F	1977	2014	37
11/14/2014	SD0051428	22450ACVC	17THSTREET/BRYANTSTREET	22450ACVC	W	M	1955	2014	59
11/14/2014	SD0051662	21460ACVC	11TH/FOLSOMST	21460ACVC	W	M	1974	2014	40
11/14/2014	SD0051660	24252ACVC	333THIRDST	24252ACVC	H	M	1959	2014	55
11/14/2014	SD0047677	22450ACVC / 4000ACVC /12951ACVC	375LAGUNAHONDABLVD	22450ACVC / 4000ACVC /12951ACVC	UNK	F	1963	2014	51
11/15/2014	SD0051431	21AMPC	POTREROAVE/22NDSTREET	21AMPC	B	M	1953	2014	61
11/15/2014	SD0051430	21AMPC	POTREROAVE/25THST	21AMPC	W	M	1964	2014	50
11/16/2014	SD0051432	148.3PC	24THST/SANJOSEST	148.3PC	W	M	1961	2014	53
11/16/2014	SD0047069	24603CVC	23RD/POTREROAVE	24603CVC	W	M	1991	2014	23

SPU / SFGH November 2014 Citations

Date	Cite Number	Reason For Stop	Location	Cited For	Race	Gender	DOB Year	Stat Year	Age
11/16/2014	SD0047068	21453CCVC	23RDST/POTRERO	21453CCVC	W	M	1980	2014	34
11/16/2014	SD0047223	33MPC	POTRERO/23RDST	33MPC	W	F	1964	2014	50
11/16/2014	SD0047221	23123ACVC / 4000A1CVC	23RD/POTRERO	23123ACVC / 4000A1CVC	H	M	1965	2014	49
11/16/2014	SD0047222	21MPC	LARAZAPARK	21MPC	UNK	M	1963	2014	51
11/17/2014	SD0051576	4000AIVC / 16020AVC	505POTREROAVE	4000AIVC / 16020AVC	W	F	1981	2014	33
11/17/2014	SD0013890	4000A1CVC	HARRISONST/14THSTSF	4000A1CVC	H	M	1990	2014	24
11/18/2014	SD0013916	647CPC	231022NDSTREET	647CPC	H	M	1968	2014	46
11/18/2014	SD0051433	647CPC / 1364AIHS	22NDSTREET/SANBRUNO	647CPC / 1364AIHS	W	M	1981	2014	33
11/18/2014	SD0013916	647CPC	231822NDSTREET	647CPC	H	M	1968	2014	46
11/19/2014	SD0013980	16028CVC	16TH/BRYANTSTREET	16028CVC	W	F	1967	2014	47
11/21/2014	SD0051668	148A / 1415	1001POTREROAVE/PES	148A / 1415	O	M	1970	2014	44
11/21/2014	SD0025290	25MPC	1001POTREROAVENUE	25MPC	W	M	1971	2014	43
11/22/2014	SD0047225	23123ACVC	23RD/POTRERO	23123ACVC	W	F	1983	2014	31
11/22/2014	SD0047224	22450ACVC	23RD/VERMONTST	22450ACVC	W	F	1960	2014	54
11/22/2014	SD0053776	21453ACVC / 4454ACVC	23/POTRERO	21453ACVC / 4454ACVC	B	F	1990	2014	24
11/25/2014	SD0051669	21453B	23RDST/POTRERO	21453B	W	F	1954	2014	60
11/25/2014	SD0051671	24400ACVC	POTREROAVE/18THST	24400ACVC	W	F	1986	2014	28
11/25/2014	SD0051670	24600B	POTREROAVE/20TH	24600B	O	M	1987	2014	27
11/26/2014	SD0047072	5204ACVC	22ND/POTREROAVE	5204ACVC	A	M	1968	2014	46
11/26/2014	SD0047071	21453CCVC	23RDST/POTREROAVE	21453CCVC	A	M	1992	2014	22
11/26/2014	SD0051672	12500ACVC / 24400ACVC	POTREROAVE/17THST	12500ACVC / 24400ACVC	H	M	1990	2014	24
11/26/2014	SD0051673	22101CCVC	COLUMBUS/BROADWAY	22101CCVC	A	M	1989	2014	25
11/30/2014	SD0047678	24601CVC / 24603ACVC	23RD/POTREROAVE	24601CVC / 24603ACVC	H	M	1954	2014	60

SPU / SFGH December 2014 Citations

Date	Cite Number	Reason For Stop	Location	Cited For	Race	Sex	DOB Year	Stat Year	Age
12/1/2014	SD0051579	5204AVC14600A	16TH/KANSASST	5204AVC14600A	A	F	1982	2014	32
12/1/2014	SD0051580	22450AVC	23RD/RHODEISLANDST	22450AVC	H	M	1945	2014	69
12/1/2014	SD0051674	4000ACVC	GEARYST/LAGUNAST	4000ACVC	O	M	1958	2014	56
12/1/2014	SD0051675	4000ACVC	GEARYST/SPRUCEST	4000ACVC	O	F	1980	2014	34
12/3/2014	SD0053002	21460ACVC	OCEANAVE/MIRAMARAVE	21460ACVC	H	M	1986	2014	28
12/3/2014	SD0048040	21461ACVC	IFO1001POTREROAVESF	21461ACVC	W	M	1988	2014	26
12/4/2014	SD0047680	24601CVC	FOLSOMST/8THSTREET	24601CVC	B	M	1990	2014	24
12/4/2014	SD0047681	25MPC	1001POTREROAVE	25MPC	W	F	1980	2014	34
12/4/2014	SD0013919	488PC		488PC	B	M	1953	2014	61
12/5/2014	SD0051405	21461A	NBPOTRERO/WB22NDST	21461A	O	M	1965	2014	49
12/5/2014	SD0053005	24250CVC4000ACVC	HARRISONST/7THST	24250CVC4000ACVC	W	M	1975	2014	39
12/6/2014	SD0007989	242CPC	1001POTREROAVE	242CPC	W	F	1956	2014	58
12/6/2014	SD0013892	23123.5CVC	HARRISONST/8THSTREETSF	23123.5CVC	O	M	1979	2014	35
12/6/2014	SD0053778	23123ACVC	21ST/POTRERO	23123ACVC	W	M	1964	2014	50
12/6/2014	SD0053779	4000A1CVC	18TH/POTRERO	4000A1CVC	O	F	1991	2014	23
12/7/2014	SD0053781	21453ACVC	22ND/POTRERO	21453ACVC	A	F	1988	2014	26
12/7/2014	SD0053780	5204ACVC16020ACVC	21ST/POTRERO	5204ACVC16020ACVC	A	M	1959	2014	55
12/7/2014	SD0053782	21200/22450ACVC	23ST/VERMONT	21200/22450ACVC	W	F	1984	2014	30
12/9/2014	SD0051001	22350CVC21460ACVC	POTREROAVE/17TH	22350CVC21460ACVC	H	M	1995	2014	19
12/10/2014	SD0047682	22107CVC	BRYANT/25TH	22107CVC	O	M	1991	2014	23
12/10/2014	SD0053006	5204ACVC	BRYANTST/CEZAR CHAVEZST	5204ACVC	W	F	1972	2014	42
12/10/2014	SD0053007	23123ACVC	17THST/POTRERO	23123ACVC	W	M	1978	2014	36
12/13/2014	SD0053787	21MPC	23RDST/SANBRUNO	21MPC	H	M	1983	2014	31
12/13/2014	SD0053784	72102	22ND/POTRERO	72102	W	M	1981	2014	33
12/17/2014	SD0051005	6021BPC148APC	1001POTREROAVE	6021BPC148APC	H	F	1989	2014	25
12/17/2014	SD0053011	22350CVC	23RDST/VERMONTST	22350CVC	O	M	1987	2014	27
12/17/2014	SD0053013	7272	POTREROAVE/21STST	7272	B	F	1959	2014	55
12/17/2014	SD0053012	24400ACVC	25TH/UTAHST	24400ACVC	B	M	1954	2014	60
12/17/2014	SD0053014	21950ACVC	POTREROAVE/24THST	21950ACVC	A	F	1957	2014	57

SPU / SFGH December 2014 Citations


12/18/2014	SD0053015	22107	BRYANTST/10THST	22107	B	M	1990	2014	24
------------	-----------	-------	-----------------	-------	---	---	------	------	----

Date	Cite Number	Reason For Stop	Location	Cited For	Race	Gender	DOB Year	Stat Year	Age
12/18/2014	SD0047686	21453ACVC 4454A 16028ACVC	POTRERO/19TH	21453ACVC 4454A 16028ACVC	O	M	1966	2014	48
12/18/2014	SD0047687	4000ACVC	MISSION/20TH	4000ACVC	W	M	1957	2014	57
12/19/2014	SD0053016	21460A	CESARCHAVESTBETWEEN CONNETICUT/KANSASST	21460A	W	M	1978	2014	36
12/20/2014	SD0044819	22450ACVC14601ACVC	IFO23RDSTREET/VERMONT	22450ACVC14601ACVC	B	M	1960	2014	54
12/20/2014	SD0044817	22450ACVC	IFO23RD/VERMONTST	22450ACVC	W	M	1961	2014	53
12/20/2014	SD0044818	21461ACVC16028ACVC	IFO1001POTREROAVE	21461ACVC16028ACVC	H	M	1992	2014	22
12/21/2014	SD0053792	22450ACVC	23ST/VERMONTST	22450ACVC	W	F	1971	2014	43
12/21/2014	SD0053790	4000AICVC16020ACVC	20/POTREROAVE	4000AICVC16020ACVC	B	F	1957	2014	57
12/21/2014	SD0053791	23123ACVC	22ND/POTRERO	23123ACVC	W	F	1978	2014	36
12/24/2014	SD0047214	21657CVC	23RD/VERMONT	21657CVC	W	F	1951	2014	63
12/24/2014	SD0013921	22450ACVC	VERMONTST/23RDST	22450ACVC	H	M	1964	2014	50
12/25/2014	SD0048041	27315D1CVC12951A	25TH/UTAHST	27315D1CVC12951A	W	F	1961	2014	53
12/25/2014	SD0048043	24601CVC	IFO1370UTAHST	24601CVC	O	F	1968	2014	46
12/25/2014	SD0048042	22450ACVC	25THSTREET/UTAHST	22450ACVC	O	M	1989	2014	25
12/26/2014	SD0048045	21453CCVC	IFO270123RST	21453CCVC	O	F	1979	2014	35
12/26/2014	SD0048044	22450ACVC16028ACVC	23RDST/VERMONTAVE	22450ACVC16028ACVC	H	M	1980	2014	34
12/27/2014	SD0053796	4000AICVC14600ACVC	POTRERO/DIVISION	4000AICVC14600ACVC	W	F	1990	2014	24
12/31/2014	SD0051435	21461A12500A	POTREROAVE/23RDSTREET	21461A12500A	W	F	1969	2014	45
12/31/2014	SD0013922	25MPC		25MPC	W	M	1982	2014	32
12/31/2014	SD0004405	21453A	CESARCHAVEZ/3RDST	21453A	B	F	1989	2014	25

	A	B	C	D	E	F	G	H	I	J	K	L	M	N	O	P	Q
1	San Francisco Sheriff's Department: 2014 Aggregate Discretionary Citations																
2				Sex		Race					Age						
3	Unit	District	Citation / number if more than one	F	M	B	A	H	W	O	11-20	21-30	31-40	41-50	51-60	61-70	71-80+
4	Sheriff's patrol Unit (SPU) - -Laguna Honda Hospital (LHH) ** See <i>below</i> for information re: citations for which deputy sheriffs were summoned to court.	Park Station	22450(a): 27 4000(a)(1): 15 24252(a): 9 16028(a) 4 27400: 4 23123(a): 4 5204(a): 3 24603: 2 21453: 2 21209: 2 21460(a): 2 21657: 2 21461(a) 24603(b) 22100(a) 242 PC 2100(b) 212209 21453(b) 21801(a) 24250	37	48	6	27	14	27	11	2	13	24	15	16	10	4
5	SPU -- San Francisco	Mission	132	130	360	59	53	96	220	62	11	108	128	108	95	32	5
6	General Hospital (SFGH) -		21453														
7	Misdemeanor Traffic		21453														
8	Arrests **No available		21453														

	A	B	C	D	E	F	G	H	I	J	K	L	M	N	O	P	Q
185																	
186	LEGENDS																
187																	
188	CVC = California Vehicle Codes																
189	MPC = SF Municipal Police Codes																
190	PC = California Penal Codes																
191	HS = California Health and Safety Codes																
192																	
193	Sheriff's Field Operations Division:																
194	DEM																
195	Warrant Services																
196	City Hall Security																
197																	
198	Sheriff's Patrol Unit																
199	LHH																
200	SFGH																
201																	
202																	
203																	
204	** Sheriff's patrol Unit (SPU) --Laguna Honda (citations for which Sheriff's Deputies were to appear in court):																
205	Citation written on 1/01/14 SD0033494 Dep. / Off. appeared in traffic court.																
206	Citation written on 3/02/14 SD0033014 Dep. / Off. was allowed to submit a written declaration to the courts, no court appearance.																
207	Citation written on 3/28/14 SD0033021 Dep. / Off. was off on PTO, was not available to make court appearance.																
208	Citation written on 4/06/14 SD0033024 Dep. / Off. had retired from the department, not available to make court appearance.																
209																	

BOARD of SUPERVISORS



City Hall
1 Dr. Carlton B. Goodlett Place, Room 244
San Francisco 94102-4689
Tel. No. 554-5184
Fax No. 554-5163
TDD/TTY No. 544-5227

MEMORANDUM

Date: June 5, 2015
To: Honorable Members, Board of Supervisors
From: Angela Calvillo, Clerk of the Board
Subject: Form 700

This is to inform you that the following individual has submitted a Form 700 Statement:

Lauterborn, Peter George – Legislative Aide – Leaving Office


From: Board of Supervisors, (BOS)
To: BOS-Supervisors
Subject: FW: CPUC Notification - Verizon Wireless - SF_UM_PH2_SC63
Attachments: CPUC Filing - Verizon - SF_UM_PH2_SC63.pdf

From: West Area CPUC [<mailto:WestAreaCPUC@VerizonWireless.com>]
Sent: Friday, June 05, 2015 4:01 PM
To: Rahaim, John (CPC); Administrator, City (ADM); Board of Supervisors, (BOS)
Cc: West Area CPUC
Subject: CPUC Notification - Verizon Wireless - SF_UM_PH2_SC63

This is to provide your agency with notice according to the provisions of General Order No. 159A of the Public Utilities Commission of the State of California ("CPUC"). This notice is being provided pursuant to Section IV.C.2.

If you prefer to receive these notices by US Mail, please reply to this email stating your jurisdiction's preference.

Thank You



June 5, 2015

Ms. Anna Hom
Consumer Protection and Safety Division
California Public Utilities Commission
505 Van Ness Avenue
San Francisco, CA 94102
alh@cpuc.ca.gov

RE: Notification Letter for SF_UM_PH2_SC63
San Francisco-Oakland, CA / GTE Mobilnet of California Limited Partnership / U-3002-C

This is to provide the Commission with notice according to the provisions of General Order No. 159A of the Public Utilities Commission of the State of California ("CPUC") for the project described in Attachment A.

A copy of this notification letter is also being provided to the appropriate local government agency for its information. Should there be any questions regarding this project, or if you disagree with any of the information contained herein, please contact the representative below.

Sincerely,

Rommel Angeles
2785 Mitchell Drive, Bldg. 9, Walnut Creek, CA 94598
(925) 279-6360

CPUC Attachment A



Site Name	SF_UM_PH2_SC63
Legal Entity	GTE Mobilnet California LP
Type of Project	Initial Build (new presence for VZW)
Street Address of Site	848 Battery Street
Site Location City	San Francisco
Site Location Zip Code	94111
Site Location County	San Francisco
Site Location APN Number	0141-002

Site Coordinates			
	Degrees	Minutes	Seconds
Latitude	37	47	56.08
Longitude	-122	24	4.14
NAD 27			

Brief Description of Project

ExteNet to place one 14.6" diameter x 24" tall canister antenna and two 3.2" x 6.85" x 1.48" hybrid couplers housed onto 5' x 5 3/4" square penta treated (DF) pole extension. Two 16.5" x 9.8" x 5.7" MRRUs will be placed on 2" x 6" x 56" mounting/equipment channel. One 24 3/4" x 25" x 4 5/8" Milbank commercial meter box and one 5.5" x 9" x 6.8" fused disconnect switch onto existing 55' (47' AGL) wood pole #110036629.

Number & type of Antennas / Dishes	1 cylinder antenna
Tower Design	wood utility pole in public ROW
Tower Appearance	cylinder antenna @ 53'-8" RAD
Tower Height (in feet)	54'-8" AGL
Size of Building or NA	NA

LAND USE OR BUILDING APPROVALS	
Type of Approval Issued	Personal Wireless Service Facility Permit
Issue Date of Approval	5/29/2015
Effective Date of Approval	5/29/2015
Agency Name	Department of Public Works
Approval Permit Number	14WR-0117
Resolution Number	N/A
Type of Approval Issued (2)	
Issue Date of Approval (2)	
Effective Date of Approval (2)	
Agency Name (2)	
Approval Permit Number (2)	
Resolution Number (2)	

Planning Director (or equivalent)	Planning Director
Contact 1 Email Address	john.rahaim@sfgov.org
Contact 1 Agency Name	San Francisco Planning Department
Contact 1 Street Address	1650 Mission Street, Suite 400
Contact 1 City, State ZIP	San Francisco, CA 94103

City Manager (or equivalent)	City Manager
Contact 2 Email Address	city.administrator@sfgov.org
Contact 2 Agency Name	City of San Francisco
Contact 2 Street Address	City Hall, Room 362, Goodlett Place
Contact 2 City, State ZIP	San Francisco, CA 94102

City Clerk (or equivalent)	Clerk of the Board
Contact 3 Email Address	Board.of.Supervisors@sfgov.org
Contact 3 Agency Name	City of San Francisco
Contact 3 Street Address	1 Dr. Carlton B Goodlett Place
Contact 3 City, State ZIP	San Francisco, CA 94102

Director of School Board (or equivalent)	
Contact 4 Email Address	
Contact 4 Agency Name	
Contact 4 Street Address	
Contact 4 City, State ZIP	

Notes/Comments:


From: Board of Supervisors, (BOS)
To: BOS-Supervisors
Subject: FW: CPUC Notification - Verizon Wireless - SF_UM_PH2_SC113
Attachments: CPUC Filing - Verizon - SF_UM_PH2_SC113.pdf

From: West Area CPUC [<mailto:WestAreaCPUC@VerizonWireless.com>]
Sent: Friday, June 05, 2015 4:01 PM
To: Rahaim, John (CPC); Administrator, City (ADM); Board of Supervisors, (BOS)
Cc: West Area CPUC
Subject: CPUC Notification - Verizon Wireless - SF_UM_PH2_SC113

This is to provide your agency with notice according to the provisions of General Order No. 159A of the Public Utilities Commission of the State of California ("CPUC"). This notice is being provided pursuant to Section IV.C.2.

If you prefer to receive these notices by US Mail, please reply to this email stating your jurisdiction's preference.

Thank You



June 5, 2015

Ms. Anna Hom
Consumer Protection and Safety Division
California Public Utilities Commission
505 Van Ness Avenue
San Francisco, CA 94102
alh@cpuc.ca.gov

RE: Notification Letter for SF_UM_PH2_SC113
San Francisco-Oakland, CA / GTE Mobilnet of California Limited Partnership / U-3002-C

This is to provide the Commission with notice according to the provisions of General Order No. 159A of the Public Utilities Commission of the State of California ("CPUC") for the project described in Attachment A.

A copy of this notification letter is also being provided to the appropriate local government agency for its information. Should there be any questions regarding this project, or if you disagree with any of the information contained herein, please contact the representative below.

Sincerely,

Rommel Angeles
2785 Mitchell Drive, Bldg. 9, Walnut Creek, CA 94598
(925) 279-6360

CPUC Attachment A



Site Name	SF_UM_PH2_SC113
Legal Entity	GTE Mobilnet California LP
Type of Project	Initial Build (new presence for VZW)
Street Address of Site	1025 Sansome St
Site Location City	San Francisco
Site Location Zip Code	94133
Site Location County	San Francisco
Site Location APN Number	0134-001

Site Coordinates			
	Degrees	Minutes	Seconds
Latitude	37	47	58.11
Longitude	-122	24	9.1
NAD 27			

Brief Description of Project

To replace existing 39' AGL wood pole # 110036648 with new 45' (39' AGL) class 2 wood pole #0029CL (same hole set). ExteNet to place one 14.6" diameter x 24" tall canister antenna and two 3.2" x 6.85" x 1.48" hybrid couplers inside new antenna skirt. Two 16.5" x 9.8" x 5.7" MRRUs will be placed on 2"x 6" x 56" mounting/equipment channel. One 24 3/4" x 25" x 4 5/8" Milbank commercial meter box and one 5.5" x 9" x 6.8" fused disconnect switch on 2"x6"x46" mounting/equipment channel.

- Number & type of Antennas / Dishes
- Tower Design
- Tower Appearance
- Tower Height (in feet)
- Size of Building or NA

1 cylinder antenna
wood utility pole in public ROW
cylinder antenna @ 41'-1" RAD
42'-1" AGL
NA

LAND USE OR BUILDING APPROVALS

Type of Approval Issued	Personal Wireless Service Facility Permit
Issue Date of Approval	5/29/2015
Effective Date of Approval	5/29/2015
Agency Name	Department of Public Works
Approval Permit Number	14WR-0073
Resolution Number	N/A

Planning Director (or equivalent)

Planning Director
john.rahaim@sfgov.org
San Francisco Planning Department
1650 Mission Street, Suite 400
San Francisco, CA 94103

Type of Approval Issued (2)	
Issue Date of Approval (2)	
Effective Date of Approval (2)	
Agency Name (2)	
Approval Permit Number (2)	
Resolution Number (2)	

City Manager (or equivalent)

City Manager
city.administrator@sfgov.org
City of San Francisco
City Hall, Room 362, Goodlett Place
San Francisco, CA 94102

City Clerk (or equivalent)

Clerk of the Board
Board.of.Supervisors@sfgov.org
City of San Francisco
1 Dr. Carlton B Goodlet Place
San Francisco, CA 94102

Notes/Comments:

Director of School Board (or equivalent)

N/A

- Contact 4 Email Address
- Contact 4 Agency Name
- Contact 4 Street Address
- Contact 4 City, State ZIP


From: Board of Supervisors, (BOS)
To: BOS-Supervisors
Subject: FW: CPUC Notification - Verizon Wireless - SF_UM_PH4_SC125
Attachments: CPUC Filing - Verizon - SF_UM_PH4_SC125.pdf

From: West Area CPUC [<mailto:WestAreaCPUC@VerizonWireless.com>]
Sent: Friday, June 05, 2015 4:01 PM
To: Rahaim, John (CPC); Administrator, City (ADM); Board of Supervisors, (BOS)
Cc: West Area CPUC
Subject: CPUC Notification - Verizon Wireless - SF_UM_PH4_SC125

This is to provide your agency with notice according to the provisions of General Order No. 159A of the Public Utilities Commission of the State of California ("CPUC"). This notice is being provided pursuant to Section IV.C.2.

If you prefer to receive these notices by US Mail, please reply to this email stating your jurisdiction's preference.

Thank You



June 5, 2015

Ms. Anna Hom
Consumer Protection and Safety Division
California Public Utilities Commission
505 Van Ness Avenue
San Francisco, CA 94102
alh@cpuc.ca.gov

RE: Notification Letter for SF_UM_PH4_SC125
San Francisco-Oakland, CA / GTE Mobilnet of California Limited Partnership / U-3002-C

This is to provide the Commission with notice according to the provisions of General Order No. 159A of the Public Utilities Commission of the State of California ("CPUC") for the project described in Attachment A.

A copy of this notification letter is also being provided to the appropriate local government agency for its information. Should there be any questions regarding this project, or if you disagree with any of the information contained herein, please contact the representative below.

Sincerely,

Rommel Angeles
2785 Mitchell Drive, Bldg. 9, Walnut Creek, CA 94598
(925) 279-6360

CPUC Attachment A



Site Name	SF_UM_PH4_SC125
Legal Entity	GTE Mobilnet California LP
Type of Project	Initial Build (new presence for VZW)
Street Address of Site	2414 Jones St
Site Location City	San Francisco
Site Location Zip Code	94109
Site Location County	San Francisco
Site Location APN Number	0049-001

Site Coordinates			
	Degrees	Minutes	Seconds
Latitude	37	48	13.23
Longitude	-122	25	0.03
NAD 27			

Brief Description of Project

To replace existing 29'-6" AGL wood pole # 110036539 with new 40' (34' AGL) class 4 wood pole #0027CL (hard set new pole north). ExteNet to place one 14.6" diameter x 24" tall canister antenna and two 3.2" x 6.85" x 1.48" hybrid couplers inside new antenna skirt. Two 16.5" x 9.8" x 5.7" MRRUs will be placed on 2"x 6" x 56" mounting/equipment channel. One 24 3/4" x 25" x 4 5/8" Milbank commercial meter box and one 5.5" x 9" x 6.8" fused disconnect switch on 2"x6"x46" mounting/equipment channel.

Number & type of Antennas / Dishes
Tower Design
Tower Appearance
Tower Height (in feet)
Size of Building or NA

1 cylinder antenna
wood utility pole in public ROW
cylinder antenna @ 36'-1" RAD
37'-1" AGL
NA

LAND USE OR BUILDING APPROVALS	
Type of Approval Issued	Personal Wireless Service Facility Permit
Issue Date of Approval	5/29/2015
Effective Date of Approval	5/29/2015
Agency Name	Department of Public Works
Approval Permit Number	15WR-0005
Resolution Number	N/A
Type of Approval Issued (2)	
Issue Date of Approval (2)	
Effective Date of Approval (2)	
Agency Name (2)	
Approval Permit Number (2)	
Resolution Number (2)	

Planning Director (or equivalent)

Contact 1 Email Address
Contact 1 Agency Name
Contact 1 Street Address
Contact 1 City, State ZIP

Planning Director
john.rahaim@sfgov.org
San Francisco Planning Department
1650 Mission Street, Suite 400
San Francisco, CA 94103

City Manager (or equivalent)
Contact 2 Email Address
Contact 2 Agency Name
Contact 2 Street Address
Contact 2 City, State ZIP

City Manager
city.administrator@sfgov.org
City of San Francisco
City Hall, Room 362, Goodlett Place
San Francisco, CA 94102

City Clerk (or equivalent)
Contact 3 Email Address
Contact 3 Agency Name
Contact 3 Street Address
Contact 3 City, State ZIP

Clerk of the Board
Board.of.Supervisors@sfgov.org
City of San Francisco
1 Dr. Carlton B Goodlett Place
San Francisco, CA 94102

Director of School Board (or equivalent)

Contact 4 Email Address
Contact 4 Agency Name
Contact 4 Street Address
Contact 4 City, State ZIP

N/A

Notes/Comments:

BOSII, CPax

Commissioners
Michael Sutton, President
Monterey
Jack Baylis, Vice President
Los Angeles
Jim Kellogg, Member
Discovery Bay
Richard Rogers, Member
Santa Barbara
Jacque Hostler-Carmesin, Member
McKinleyville

STATE OF CALIFORNIA
Edmund G. Brown Jr., Governor

Sonke Mastrup, Executive Director
1416 Ninth Street, Room 1320
Sacramento, CA 95814
(916) 653-4899
(916) 653-5040 Fax
www.fgc.ca.gov

Fish and Game Commission



May 27, 2015

TO ALL INTERESTED AND AFFECTED PARTIES:

This is to provide you with a copy of the notice of proposed regulatory action relative to Amending Sections 478, 479, and 702, Title 14, California Code of Regulations, relating to the implementation of the Bobcat Protection Act, which will be published in the California Regulatory Notice Register on May 29, 2015.

Please note the dates of the public hearings related to this matter and associated deadlines for receipt of written comments. Additional information and all associated documents may be found on the Fish and Game Commission website at www.fgc.ca.gov.

Dr. Eric Loft, Department of Fish and Wildlife, phone (916) 445-3555, has been designated to respond to questions on the substance of the proposed regulations.

Sincerely,

Caren Woodson
Associate Governmental Program Analyst

Attachment

RECEIVED
BOARD OF SUPERVISORS
SACRAMENTO
2015 JUN -1 PM 3:46

**TITLE 14. Fish and Game Commission
Notice of Proposed Changes in Regulations**

NOTICE IS HEREBY GIVEN that the Fish and Game Commission (Commission), pursuant to the authority vested by Sections 200, 202, 203, 215, 220, 331, 332, 713, 1050, 1055.1, 1572, 3003.1, 4150, 4155, 4331, 4336, and 10502 of the Fish and Game Code and to implement, interpret or make specific Sections 200, 202, 203, 203.1, 207, 215, 219, 220, 331, 332, 713, 1050, 1055, 1055.1, 1570, 1571, 1572, 1573, 3950, 3960, 3951, 4150, 4155, 4302, 4330, 4331, 4332, 4333, 4336, 4340, 4341, 4652, 4653, 4654, 4655, 4657, 4750, 4751, 4752, 4753, 4754, 4755, 4902, 10500 and 10502 of said Code, proposes to amend Sections 478, 479, and 702 Title 14, California Code of Regulations, relating to implementation of the Bobcat Protection Act of 2013.

Informative Digest/Policy Statement Overview

Amend sections 478, 479, and 702, Title 14, California Code of Regulations.

The statutory mandate to promulgate regulations to place restrictions on bobcat trapping is set forth in Fish and Game Code Section 4155, the Bobcat Protection Act of 2013, which states in subsection (b)(1):

“Through the commission’s next regularly scheduled mammal hunting and trapping rulemaking process occurring after January 1, 2014, the commission shall amend its regulations to prohibit the trapping of bobcats adjacent to the boundaries of each national or state park and national monument or wildlife refuge in which bobcat trapping is prohibited.”

In addition, Fish and Game Code Section 4155(e) directs the Commission to set trapping license fees and associated fees at the levels necessary to fully recover all reasonable administrative and implementation costs of the department and the commission associated with the trapping of bobcats in the state, including, but not limited to, enforcement costs. A range of potential fees is presented with the recommended fee combination of \$35 per shipping tag and \$1,137 for the proposed Bobcat Trapping Validation. The proposed regulatory changes will not affect the take of bobcats with a hunting license and bobcat hunting tags under subsection 478.1, or under a depredation permit issued pursuant to Section 401.

PROPOSED REGULATORY CHANGES

Option 1: Partial closure of the state to bobcat trapping and establishing property-specific closure boundaries around protected areas.

- Amend Section 478, Bobcat, by adding descriptions of a statewide “Bobcat Trapping Closure Area” and 18 “Property-Specific Closure Areas” surrounding 23 protected areas and incorporate editorial changes and re-numbering of the text for clarity.

- Amend Section 702, Fees, by adding a new subsection (d)(1) to require (in addition to the trapping license fee set forth in the Fish and Game Code) the payment of a Bobcat Trapping Validation Fee set at \$[0 – 1,325] and subject to annual adjustment.
- Amend Section 479, Bobcat Pelts, by moving the current bobcat pelt shipping tag fee from subsection (c)(5); and Amend Section 702, Fees, adding a new subsection (d)(2), Shipping Tags, and increasing the fee from \$3 to \$[0 - 245] and subject to annual adjustments. Additionally, there are editorial changes and re-numbering of the text for clarity.
- Amend Section 479 by deleting the ‘no cost’ provision and ‘department mark’ on pelts not for sale in subsection (a)(1), each pelt will be required to have a Department issued shipping tag; and, by eliminating the listed Method of Take in subsection (c)(4).

Option 2: Total prohibition on bobcat trapping in California.

- Amend Section 478 by prohibiting bobcat trapping throughout California.
- Amend Section 479 eliminating pelt tags, fees, and department marks for bobcats taken by trapping.

BENEFITS OF THE PROPOSED ACTION:

The benefits of the proposed regulations to the environment, whether of a partial trapping ban as described in Option 1, or a full ban as described in Option 2, will be through the improved protection of bobcat populations and the enhancement of non-consumptive use benefits. Non-consumptive uses anticipated to potentially increase include: the observation of bobcats in the wild and the perceived value of the bobcat population’s contribution to ecosystem functioning.

EVALUATION OF INCOMPATIBILITY WITH EXISTING REGULATIONS:

Section 20, Article IV, of the State Constitution specifies that the Legislature may delegate to the Fish and Game Commission such powers relating to the protection and propagation of fish and game as the Legislature sees fit. The Legislature has delegated to the Commission the power to regulate the commercial trapping of bobcat. No other State agency has the authority to promulgate such regulations. The Commission has searched the CCR for any regulations regarding bobcat trapping and has found no such regulation; therefore the Commission has concluded that the proposed regulations are neither inconsistent nor incompatible with existing State regulations.

NOTICE IS GIVEN that any person interested may present statements, orally or in writing, relevant to this action at a hearing to be held at the Mountainside Conference

Center, at 1 Minaret Road, in Mammoth Lakes, California, on June 11, 2015, at 8:00 a.m., or as soon thereafter as the matter may be heard.

NOTICE IS ALSO GIVEN that any person interested may present statements, orally or in writing, relevant to this action at a hearing to be held at the River Lodge Conference Center, at 1800 Riverwalk Drive, in Fortuna, California, on August 5, 2015, at 8:00 a.m., or as soon thereafter as the matter may be heard. It is requested, but not required, that written comments be submitted on or before July 23, 2015, at the address given below, or by e-mail to FGC@fgc.ca.gov. Written comments mailed, or e-mailed to the Commission office, must be received before 12:00 noon on July 31, 2015. All comments must be received no later than August 5, 2015, at the hearing in Fortuna, California. If you would like copies of any modifications to this proposal, please include your name and mailing address.

The regulations as proposed in strikeout-underline format, as well as an initial statement of reasons, including environmental considerations and all information upon which the proposal is based (rulemaking file), are on file and available for public review from the agency representative, Sonke Mastrup, Executive Director, Fish and Game Commission, 1416 Ninth Street, Box 944209, Sacramento, California 94244-2090, phone (916) 653-4899. Please direct requests for the above mentioned documents and inquiries concerning the regulatory process to Sonke Mastrup or Caren Woodson at the preceding address or phone number. **Dr. Eric Loft, Department of Fish and Wildlife, phone 916-445-3555, has been designated to respond to questions on the substance of the proposed regulations.** Copies of the Initial Statement of Reasons, including the regulatory language, may be obtained from the address above. Notice of the proposed action shall be posted on the Fish and Game Commission website at <http://www.fgc.ca.gov>.

Availability of Modified Text

If the regulations adopted by the Commission differ from but are sufficiently related to the action proposed, they will be available to the public for at least 15 days prior to the date of adoption. Any person interested may obtain a copy of said regulations prior to the date of adoption by contacting the agency representative named herein.

If the regulatory proposal is adopted, the final statement of reasons may be obtained from the address above when it has been received from the agency program staff.

Impact of Regulatory Action/Results of the Economic Impact Analysis

The potential for significant statewide adverse economic impacts that might result from the proposed regulatory action has been assessed, and the following initial determinations relative to the required statutory categories have been made:

(a) Significant Statewide Adverse Economic Impact Directly Affecting Business, Including the Ability of California Businesses to Compete with Businesses in Other States:

The Commission does not anticipate significant statewide adverse economic impact directly affecting business, although the proposed fee increases may reduce the ability of California bobcat trapping businesses to compete with businesses in other states.

The principle businesses that are expected to be impacted by the proposed regulatory changes are approximately 200 licensed trappers which Department records indicate have historically taken bobcat and paid the current shipping tag fee. Their income is not derived solely from the take of bobcat pelts during the relatively short bobcat trapping season, but also from other animals lawfully taken for profit. Whether the increase in fees or the reduction in opportunity from limitations on trapping areas, as described in Option 1, or a complete ban as described in Option 2, the economic loss to the state as a whole is expected to be very small and would not significantly affect California businesses or their ability to compete with businesses in other states.

(b) Impact on the Creation or Elimination of Jobs Within the State, the Creation of New Businesses or the Elimination of Existing Businesses, or the Expansion of Businesses in California; Benefits of the Regulation to the Health and Welfare of California Residents, Worker Safety, and the State's Environment:

The Commission does not anticipate any significant impacts on the creation or elimination of jobs within the State because a partial or full ban would affect only a small number of licensed commercial trappers whose income is not derived solely from bobcat pelts but also from other animals lawfully taken for profit.

The Commission anticipates potential benefits to the health and welfare of California residents through the enhancement of non-consumptive use benefits. Non-consumptive uses that could increase include: the observation of bobcats in the wild and the perceived value of the bobcat population's contribution to ecosystem functioning.

The Commission does not anticipate benefits to worker safety because this regulatory action will not impact health, welfare or worker safety.

The Commission anticipates possible benefits to bobcat populations because the regulations required by statute will place further limitations on the take of bobcats.

(c) Cost Impacts on a Representative Private Person or Business:

If Option 1 is adopted, the Commission anticipates increased costs to the business of commercial trappers because of the additional fees for the Bobcat Trapping Validation and increased fees for shipping tags on pelts. The Commission expects these fees to be entirely absorbable by passing on this cost to the consumers of bobcat pelts. Private persons, not involved in commerce in bobcat products will not be impacted by any cost.

A statewide ban (Option 2) would impact a small number of licensed trappers who will no longer derive any income from the sale of bobcat pelts. However, licensed trappers could continue to derive income from the legal take of other animals.

- (d) Costs or Savings to State Agencies or Costs/Savings in Federal Funding to the State: None.
- (e) Nondiscretionary Costs/Savings to Local Agencies: None.
- (f) Programs Mandated on Local Agencies or School Districts: None.
- (g) Costs Imposed on any Local Agency or School District that is Required to be Reimbursed Under Part 7 (commencing with Section 17500) of Division 4, Government Code: None.
- (h) Effect on Housing Costs: None.

Effect on Small Business

It has been determined that the adoption of these regulations may affect small business. The Commission has drafted the regulations in Plain English pursuant to Government Code Sections 11342.580 and 11346.2(a)(1).

Consideration of Alternatives

The Commission must determine that no reasonable alternative considered by the Commission, or that has otherwise been identified and brought to the attention of the Commission, would be more effective in carrying out the purpose for which the action is proposed, would be as effective and less burdensome to affected private persons than the proposed action, or would be more cost effective to affected private persons and equally effective in implementing the statutory policy or other provision of law.

FISH AND GAME COMMISSION

Sonke Mastrup
Executive Director

Dated:

From: Board of Supervisors, (BOS)
To: BOS-Supervisors
Subject: FW:

From: Jude Furr [<mailto:judefurr@gmail.com>]
Sent: Friday, June 05, 2015 10:35 AM
To: Board of Supervisors, (BOS)
Subject:

To whoever it may concern,

I am writing to suggest an idea that may be used by the City and County of San Francisco in order to increase revenue and therefore amass funds for use in necessary projects such as sewer maintenance and road repair. This idea can certainly provide additional money to support public infrastructure without raising taxes.

My proposal involves leasing out individual sidewalk squares to advertising firms and marketing firms for use as basic advertisements. These advertisements would be placed on some sidewalk squares on a 6-month basis. The advertisements would be painted on in a variety of colors and could include a company's logo, a slogan, a mascot, and/or contact information. Such advertisements have been placed before but not on a scale that could provide significant funding.

On any given 500-foot stretch of sidewalk, there should be no more than two advertisements. This is because the overuse of this method could drive attention by pedestrians away from individual advertisements and the noticeability of each ad would be diluted to the extent in which we place additional ads.

As a long-time San Francisco resident, I believe that the best possible way to implement this idea would be through a pilot program. The City could start by leasing two squares on the south-east side of Market street between 3rd street and 2nd street, two squares on the north-west side of Market street between 3rd street and 2nd street, two squares on the south-east side of Mission street between 4th street and 3rd street, two squares on the north-west side of Mission street between 4th street and 3rd street, two squares on the west side of Powell street between O'Farrel street and Geary street, and two squares on the east side of Powell street between O'Farrel street and Geary street.

This would come to a total of 12 advertisements in areas of prime commercial foot traffic. If companies were to bid for these spaces, in areas where most of the potential viewers are shopping, a six-month lease could go for as high as \$16,000. If you place all ten ads at approximately \$16,000 a piece, you get \$256,000 in revenue! That is \$256,000 for 6 months of advertising. I based this number on the revenue the City rakes in from advertising on bus shelters, which is a little over \$16,700 per ad. These sidewalk ads would probably bid for less at first because companies would be weary of such a new form of marketing. But after their advertisements pay off, your potential demand could increase greatly.

After the pilot program, if this idea succeeds (as I know it will), the City could expand it's advertising range to all around the financial district, Union Square, Fisherman's Wharf, Chinatown, North Beach, SOMA, and Embarcadero. These areas have the largest proportion of commercial foot traffic. If the City leases 62 squares total, the revenue will be \$1,984,000 per year! This extra revenue could help push down the taxes placed on people and companies that help make San Francisco the greatest city in the world. In addition, much of it could be invested in the streets, sidewalks, highways, and bridges that transport people and goods everyday.

I sincerely hope this proposal is taken at face value for it's potential benefit to individuals and the City if it is adopted.

-Jude

judefurr@gmail.com

From: Board of Supervisors, (BOS)
To: BOS-Supervisors
Subject: FW: Homelessness

-----Original Message-----

From: Ilana [<mailto:ilanaslonim@icloud.com>]
Sent: Tuesday, June 02, 2015 9:57 AM
To: Board of Supervisors, (BOS)
Subject: Homelessness

Hello,

I am a tour guide who has been giving tours of San Francisco for 20 years. I now do over the road tours with European guests and come into San Francisco about 10 times a year.

I have to say that I am ashamed, embarrassed and frankly, frightened for my guests these days with the overwhelming number of homeless, mentally ill, disabled, drug addicted, alcoholic, incontinent folks that are lining the streets of what used to be the most beautiful city in the US. The homeless, which were contained in the Tenderloin area until Silicon Valley moved in are now spread out in every doorway in every tourist area (including Fisherman's Wharf and Chinatown).

The level of depravity has gotten completely out of hand and walking around the streets of SF is like walking around the ward of a mental hospital. No, it is much worse. At least in a mental hospital the patients get baths and clean clothing and have toilets to use. The smell of the city is putrid and I don't want to think of the lice and fleas that are hopping onto innocent bystanders as they walk down the streets.

San Francisco these days is showing the ugliest face of America and I strongly urge you to undertake something to return it to the gem of a city it used to be and should be. This is quickly becoming an economic imperative as I am sure that tourism will begin to suffer when the word gets around.

Here is an article on successful approaches that can be used as guidelines:

<http://www.motherjones.com/politics/2015/02/housing-first-solution-to-homelessness-utah>

Please read this and other articles on the internet on this subject. As an MPA major I know and you know that you don't have to reinvent the wheel...

Thank you for your attention.
Lani Slonim, Tour Director

June 3 2015

San Francisco Board of Supervisors

This is in reference to the column by Carl Hotta in the SF Chronicle.

As a San Francisco resident since 1965, I am appalled, as are my friends and neighbors, at what has happened to our beautiful city.

As a retiree, I walk the streets and ride Muni daily. And I encounter daily the homeless, the mentally ill, the filthy, and the urine soaked streets and bus shelters of our city. What kind of quality of life is this for decent citizens?

I want to know why city leaders, past and present, have not been able to come up with a solution to these problems. Have you not studied the successes that New York and other cities have achieved? Why would they not work in San Francisco?

Please give us back our pride in our city. Right now I find it extremely dispiriting and profoundly sad to be a citizen of San Francisco.

Ms. Valerie Konkle 1909 Leavenworth St. SF

We just came back from a big trip — New York, across the Atlantic on a ship, then to London and various English towns. Travel is broadening, so they say, and it offers a chance to look at the old hometown with fresh eyes when the trip is over.


I must say, after spending time in real big cities, I have the little town blues. Maybe we spend too much time in San Francisco looking in the mirror, admiring our own reflection. My, how beautiful the city is. How lucky we are to live here. Everybody says so. It must be true.

But it's a shock coming back to San Francisco. The city simply doesn't measure up. A sort of malaise, a lack of civic pride, seems to be in the air these days. San Francisco looks great from the outside, but up close, it is a mess.

What we didn't see

We spent a lot of time walking in Manhattan, all the tourist stuff from midtown to the Bowery, like the old song, uptown, downtown, all around the town. The weather was springlike, and we walked for miles. Not long ago, they used to scare San Franciscans with visions of Manhattanization. We should be so lucky.

It's not what we saw in Manhattan, but what we didn't see. Lost souls, for example; civic neglect. We spent nine days in London, too, and saw exactly five street beggars.



Michael Macor / The Chronicle

Homeless people have set up living quarters at the top of the granite steps of the Old Mint on Fifth Street.

Back in San Francisco, your humble native son took a walk down Market Street and up Montgomery, through the Financial District. We had to stop by the Citibank branch on Market, opposite Second Street, to visit the ATM.

Outside, was a man was shouting at the passing pedestrians. Inside, a bank security guard stood warily, giving the man a nasty look. But, as long as the shouting man stayed outside, it was not his concern. It is not anybody's concern.

At Sutter and Montgomery, in the heart of the

Financial District, a young woman sat under a fire hydrant making a sign: PLEASE HELP HOMELESS NEED FOOD AND FUNDS NEED HYGIENE PRODUCTS.

No one paid attention. She was invisible. Just another lost soul.

Victim of neglect

We walked back up Market, up to Fifth Street, past the Old Mint. This is a classic building, 140 years old, Greek Revival, a national historic landmark. For some years, the San Francisco Museum

and Historical Society occupied the building, hoping to turn it into a museum. That didn't work out, so the city, which owns the building, evicted the historical society a few months ago.

The city government took it back. Now the lawn around the mint is dead; a victim of the drought. But it is also strewn with trash, a victim of neglect.

Several people now appear to be living at the top of the granite steps of the Old Mint. They have spread out cardboard to sleep on. The smell of

urine is in the air. I cannot imagine any historic building in England would be treated this way.

Another shock is the condition of the streets of San Francisco. The city is filthy, garbage, old newspapers, paper napkins, discarded soda cups blowing in the wind. "The place is a pigpen," a friend told me.

It is easy to blame the politicians for this; they've let the city slide, working instead on cozying up to high-tech businesses and big-time developers, and whatever pressure group can pro-

test the loudest.

But average San Franciscans seem to accept the beggars, the street people, the dirt, the byzantine civic government that makes it difficult to do anything at all.

Maybe San Franciscans have lost pride in their own city. Maybe they have decided to shrug and accept the idea that anything goes. What can you do?

Civic will, leadership

I remember being in Manhattan a few years ago on another trip. The subway cars were covered with graffiti: obscenities on the side of the railcars in letters 4 feet high. The streets were filthy. It was dangerous.

It doesn't seem to be that way now. Perhaps they decided to take back their city. But that takes a bit of civic will and tough leadership. I don't see that in Everybody's Favorite City.

Carl Nolte is a San Francisco Chronicle columnist. His column appears every Sunday. E-mail: c nolte@sfchronicle.com Twitter: @carlnoltesf

