

FILE NO: 171059

Petitions and Communications received from November 6, 2017, through November 20, 2017, for reference by the President to Committee considering related matters, or to be ordered filed by the Clerk on November 28, 2017.

Personal information that is provided in communications to the Board of Supervisors is subject to disclosure under the California Public Records Act and the San Francisco Sunshine Ordinance. Personal information will not be redacted.

From the Recreation and Parks Department, pursuant to Resolution No. 157-99, submitting a 1st Quarter of FY17-18 report on Lead Poisoning Prevention. Copy: Each Supervisor. (1)

From the Office of the Controller, City Service Auditor Division, submitting Status of Recommendations Follow up 1st Quarter, FY17-18 report. Copy: Each Supervisor. (2)

From California Department of Fish and Game, submitting Notice of Status Review for Cascades Frog. Copy: Each Supervisor. (3)

From the Department of Human Resources, submitting an Administrative Code, Chapter 12B Waiver Request. Copy: Each Supervisor. (4)

From the Treasurer & Tax Collector's Office, submitting CCSF Monthly Pooled Investment Report for October 2017. Copy: Each Supervisor (5)

From West Area CPUC, pursuant to Section IV.C.2 of the General Order No. 159A of the Public Utilities Commission of the State of California, submitting a Notification Letter for City of San Francisco Small Cells 11-13-17 and 11-16-17 San Francisco-Oakland, CA / GTE Mobilnet of California Limited Partnership / U-3002-C. Copy: Each Supervisor. (6)

From the Office of the Mayor, submitting State Legislation Committee approved Bill Positions from the November 8, 2017 meeting. Copy: Each Supervisor. (7)

From Senator Dianne Feinstein, regarding the rescission of the tax sale of the Presidio Terrace Common Area. File No. 170963. Copy: Each Supervisor. (8)

From Manuel Bem Barroca, regarding the elimination of the Veteran's Day ceremony at the Presidio Cemetery. Copy: Each Supervisor. (9)

From concerned citizens, regarding the proposed project at 20 Nobles Alley. File No. 171053. 2 letters. Copy: Each Supervisor. (10)

From Rachel Peterson, regarding car-free Saturdays in Golden Gate Park. Copy: Each Supervisor. (11)

From concerned citizens, regarding the proposed Medical Cannabis Dispensary within the Irving Street Neighborhood Commercial District. File No. 171188, 171187 and 171192. 4 letters. Copy: Each Supervisor. (12)

From Laura Peritore, regarding renaming Justin Herman Plaza. Copy: Each Supervisor. (13)

From Shade Paul, regarding bike lanes on Valencia Street. Copy: Each Supervisor. (14)

From Deborah Dale Wolf and James Carrington, regarding kiosks and commodes. Copy: Each Supervisor. (15)

From Eli Harrison, regarding LGBT issues. Copy: Each Supervisor. (16)

From concerned citizens, regarding legislation for the San Francisco Arts Commission accepting a gift of art, entitled *The "Comfort Women's" Column of Strength*. 464 letters. File No. 171070. Copy: Each Supervisor. (17)

From the Office of the Clerk of the Board, pursuant to Administrative Code, Section 10.19-5, submitting the Quarterly Report on Departmental Spending - Quarter Ending September 30, 2017. Copy: Each Supervisor (18)

From the Office of the Mayor, pursuant to Charter, Section 3.100(18), making the following reappointments to the Arts Commission. Copy: Each Supervisor. (19)

- Marcus Anthony Shelby to the Arts Commission, Performing Arts seat, for a term ending September 15, 2020.
- Janine Shiota to the Arts Commission, Literary Arts seat, for a term ending January 15, 2021.
- Abby Sadin Schnair to the Arts Commission, Visual Arts seat, for a term ending January 15, 2021.
- Dorka Keehn to the Arts Commission, Arts Professional seat, for a term ending January 15, 2021.
- Sherene Melania to the Arts Commission, Performing Arts (Dance) seat, for a term ending January 15, 2020.
- Jessica Silverman to the Arts Commission, Visual Arts seat, for a term ending January 15, 2019.
- Charles "Chuck" Collins to the Arts Commission, At Large seat, for a term ending January 15, 2020.

From Meg McNamara, professor of Pediatrics at the University of California San Francisco, regarding cannabis ads. Copy: Each Supervisor. (20)



803-11
matrix

Edwin M. Lee, Mayor
Philip A. Ginsburg, General Manager

October 31, 2017

Ms. Angela Calvillo
Clerk of the Board
City Hall, Room 244
1 Dr. Carlton B. Goodlett Place
San Francisco, California 94102-4689

Dear Ms. Calvillo:


Please find attached the Recreation and Park Department's report for the 1st quarter of FY17-18 in response to the requirements of Resolution 157-99 Lead Poisoning Prevention. To date, the Department has completed assessment and clean-up at **185** sites since program inception in 1999.

Since the last report cleanup was completed at Ina Coolbrith Mini Park. A survey is currently underway at Billy Goat Hill and our next planned site is Coso Precita Mini Park. We also continue to assess water fixtures at our sites.

I hope that you and interested members of the public find that the Department's performance demonstrates our commitment to the health and well being of the children we serve.

Thank you for your support of this important program. Please do not hesitate to contact me with any questions, comments or suggestions you have.

Sincerely,


Philip A. Ginsburg
General Manager

- Attachments: 1. FY17-18 Implementation Plan, 1st Quarter Status Report
- 2. Status Report for All Sites

Copy: K. Cohn, DPH, Children's Environmental Health Promotion

RECEIVED
BOARD OF SUPERVISORS
SAN FRANCISCO
OCT 31 2017 10:40 AM

Attachment 1. Implementation Plan Status Report

1st Quarter Status Report

Plan Item	Status
I. Hazard Identification and Control	
a) Program Revision	No revision is currently planned; guidelines will be updated again as needed.
b) Site Prioritization	<p>Prioritization is based on verified hazard reports (periodic inspections), documented program use (departmental and day care), estimated participant age, and presence of playgrounds or schoolyards.</p> <p>Sites are selected on a rolling basis; as one site is completed, the next site on the list becomes active.</p>
c) Survey	Billy Goat Hill in progress.
d) Cleanup	Completed at Ina Coolbrith Mini Park. We also continue to assess water fixtures at our sites.
e) Site Posting and Notification	Each site has been or will be posted in advance of clean-up work so that staff and the public may be notified of the work to be performed.
f) Next site	Priority 176, Coso Precita Mini Park
II. Facilities Operations and Maintenance	
a) Periodic Inspection	Annual periodic facility inspections are completed by staff. The completion rate for FY16-17 was 26%.
b) Housekeeping	Staff is reminded of this hazard and the steps to control it through our Lead Safe Work Practice.
c) Staff Training	Under the Department's Injury and Illness Prevention Program, basic lead awareness training is recommended every two years for appropriate staff (e.g. custodians, gardeners, recreation staff, structural maintenance staff, etc.).

Attachment 2. Status Report for RPD Sites

Status Report for RPD Sites

Sites are listed in order in which they were prioritized for survey. Prioritization is done using an algorithm which takes into account attributes of a site that would likely mean the presence of children from 0-12 years old (e.g. programming serving children, or the presence of a playground).

Sites are surveyed on a rolling basis. "Rolling" means that when one site finishes, the next site on the list will begin. Current sites are listed at the top. Sites not be completed in exact order of priority due to re-tests and other extenuating circumstances.

Re-tests of previous sites are completed every 10 surveys to ensure that past work has sustained an acceptable level of protection.

ALL SITES

Priority	Facility Name	Location	Completed	Notes	Retest
175	Billy Goat Hill	Laidley/30th			
176	Coso/Precita-Mini Park	Coso/Precita			
177	S. Bierman Park	Clay/Embarcadero		Includes J Herman Plaza. Must get approval from Permits before doing to ensure there are no activities there that might interfere with clean up.	
178	Dorothy Erskine Park	Martha/Baden			
179	Duncan Castro Open Space	Diamond Heights			
180	Lake Merced Park	Skyline/Lake Merced		Includes Harding Park, Flemming Golf, Boat House and other sites. Note that the Sandy Tatum clubhouse and maintenance facilities were built in 2004 and should be excluded from the survey.	
181	Edgehill Mountain	Edgehill/Kensington Way			
182	Everson/Digby Lots	61 Everson			
183	Fairmount Plaza	Fairmont/Miguel			
184	15th Avenue Steps	Kirkham/15th Avenue			
185	Geneva Avenue Strip	Geneva/Delano			
186	Grand View Park	Moraga/14th Avenue			
187	Hawk Hill	14th Avenue/Rivera			
188	Interior Green Belt	Sutro Forest			
189	Japantown Peace Plaza	Post/Buchanan/Geary			
190	Jefferson Square	Eddy/Gough			
191	Joseph Conrad Mini Park	Columbus/Beach			
192	Kite Hill	Yukon/19th			
193	Lakeview/Ashton Mini Park	Lakeview/Ashton			
194	Maritime Plaza	Battery/Clay			
195	McLaren Park-Golf Course	2100 Sunnydale Avenue			
196	Mt. Davidson Park	Myra Way			
197	Mt. Olympus	Upper Terrace			
198	Mullen/Peralta-Mini Park	Mullen/Peralta Mini Park			
199	O'Shaughnessey Hollow	O'Shaughnessey Blvd.			
200	Park Presidio Blvd.	Park Presidio Blvd.			
201	Rock Outcropping	Ortega/14th Avenue		Lots 11, 12, 21, 22, 6	
202	South End Rowing/Dolphin Club	Aquatic Park		Land is leased	
203	Russian Hill Open Space	Hyde/Larkin/Chestnut		Hyde Street Reservoir	
204	Saturn Street Steps	Saturn/Ord			
205	Seward Mini Park	Seward/Acme Alley			
206	Twin Peaks	Twin Peaks Blvd.			
207	Fillmore/Turk Mini Park	Fillmore/Turk			
208	Esprit Park	Minnesota Street			

Status Report for RPD Sites

Priority	Facility Name	Location	Completed	Notes	Retest
209	Brotherhood/Chester Mini Park	Chester St. near Brotherhood Way			
210	Sue Bierman Park	Market/Steuart			
211	29th/Diamond Open Space	1701 Diamond/29th		Is not on current list of RPD sites (6/2/10).	
212	Berkeley Way Open Space	200 Berkeley Way		Is not on current list of RPD sites (6/2/10).	
213	Diamond/Farnum Open Space	Diamond/Farnum		Is not on current list of RPD sites (6/2/10).	
214	Joost/Baden Mini Park	Joost/N of Baden			
215	Grand View Open Space	Moraga/15th Avenue		Included in Grand View Park	
216	Balboa Natural Area	Great Highway/Balboa		Is not on current list of RPD sites (6/2/10).	
217	Fay Park	Chestnut and Leavenworth			
218	Guy Place Mini Park	Guy Place			
219	Portola Open Space				
220	Roosevelt/Henry Steps				
221	Sunnyside Conservatory	Monterey & Baden			
222	Topaz Open Space	Monterey & Baden			
1	Upper Noe Recreation Center	Day/Sanchez	99-00		
2	Jackson Playground	17th/Carolina	99-00	Abatement completed in FY05-06.	04-05
3	Mission Rec/Art Center	745 Treat Street	99-00, 02-03	Includes both the Harrison (Rec) and Treat St. (Art) sides.	06-07
4	Palega Recreation Center	Felton/Holyoke	99-00		
5	Eureka Valley Rec Center	Collingwood/18th	99-00		
6	Glen Park	Chenery/Elk	99-00, 00-01	Includes Silver Tree Day Camp	
7	Joe DiMaggio Playground	Lombard/Mason	99-00		
8	Crocker Amazon Playground	Geneva/Moscow	99-00		
9	George Christopher Playground	Diamond Hts/Duncan	99-00		
10	Alice Chalmers Playground	Brunswick/Whittier	99-00		
11	Cayuga Playground	Cayuga/Naglee	99-00		
12	Cabrillo Playground	38th/Cabrillo	99-00		
13	Herz Playground (and Pool)		99-00, 00-01	Includes Coffmann Pool	
14	Mission Playground	19th & Linda	99-00	Notice of Violation abated. Mulch removed and replaced (FY13-14). Entire survey not completed.	
15	Minnie & Lovie Ward Rec Center	Capital Avenue/Montana	99-00		
16	Sunset Playground	28th Avenue/Lawton	99-00		
17	West Sunset Playground	39th Avenue/Ortega	99-00		
18	Excelsior Playground	Russia/Madrid	99-00		
19	Helen Wills Playground	Broadway/Larkin	99-00		
20	J. P. Murphy Playground	1960 9th Avenue	99-00		
21	Argonne Playground	18th/Geary	99-00		
22	Duboce Park	Duboce/Scott	99-00, 01-02	Includes Harvey Milk Center	
23	Golden Gate Park	Panhandle	99-00		
24	Junipero Serra Playground	300 Stonecrest Drive	99-00		
25	Merced Heights Playground	Byxbee/Shields	99-00		
26	Miraloma Playground	Omar/Sequoia Ways	99-00		
27	Silver Terrace Playground	Silver Avenue/Bayshore	99-00		
28	Gene Friend Rec. Center	Folsom/Harriet/6th	99-00		
29	South Sunset Playground	40th Avenue/Vicente	99-00		
30	Potrero Hill Recreation Center	22nd/Arkansas	99-00		
31	Rochambeau Playground	24th Avenue/Lake Street	00-01, 09-10	No abatement needed.	
33	Cow Hollow Playground	Baker/Greenwich	00-01; 09-10		

Status Report for RPD Sites

Priority	Facility Name	Location	Completed	Notes	Retest
34	West Portal Playground	Ulloa/Lenox Way	00-01	No abatement needed	
35	Moscone Recreation Center	Chestnut/Buchanan	00-01		
36	Midtown Terrace Playground	Clarendon/Olympia	00-01	No abatement needed	
37	Presidio Heights Playground	Clay/Laurel	00-01		
38	Tenderloin Children's Rec. Ctr.	560/570 Ellis Street	00-01		
39	Hamilton Rec Center	Geary/Steiner	00-01	Note that the Rec. Center part of the facility is new (2010)	
41	Margaret S. Hayward Playground	Laguna, Turk	00-01		
43	Saint Mary's Recreation Center	Murray St./Justin Dr.	00-01		
44	Fulton Playground	27th Avenue/Fulton	00-01		
45	Bernal Heights Recreation Center	Moultrie/Jarboe	00-01	No abatement needed	
46	Douglass Playground	Upper/26th Douglass	00-01		
47	Garfield Square	25th/Harrison	00-01		
48	Woh Hei Yuen	1213 Powell	00-01		
49	Father Alfred E. Boeddeker Park	Ellis/Taylor/Eddy/Jones	00-01		
50	Gilman Playground	Gilman/Griffiths	00-01		
51	Grattan Playground	Stanyan/Alma	00-01	No abatement needed	
52	Hayes Valley Playground	Hayes/Buchanan	00-01		
53	Youngblood Coleman Playground	Galvez/Mendell	00-01		
55	Angelo J. Rossi Playground (and Pool)	Arguello Blvd./Anza	00-01		
56	Carl Larsen Park (and Pool)	19th/Wawona	00-01		
57	Sunnyside Playground	Melrose/Edna	00-01	No abatement needed	
58	Balboa Park (and Pool)	Ocean/San Jose	00-01	Includes Matthew Boxer stadium	
59	James Rolph Jr. Playground	Potrero Ave./Army Street	00-01, 02-03	This was originally supposed to be Rolph-Nicol (Eucalyptus) Park in 02-03, but the consultant surveyed the wrong site.	
60	Louis Sutter Playground	University/Wayland	00-01		
61	Richmond Playground	18th Avenue/Lake Street	00-01		
62	Joseph Lee Recreation Center	Oakdale/Mendell	00-01		
63	Chinese Recreation Center	Washington/Mason	00-01		
64	McLaren Park	Visitacion Valley	06-07		05-06
65	Mission Dolores Park	18th/Dolores	06-07	No abatement needed	05-06
66	Bernal Heights Park	Bernal Heights Blvd.	01-02	No abatement needed	
67	Cayuga/Lamartine-Mini Park	Cayuga/Lamartine	01-02, 09-10	No abatement needed	
68	Willie Woo Woo Wong PG	Sacramento/Waverly	01-02, 09-10	No abatement needed.	
70	Jospeh L. Alioto Performing Arts Piazza	Grove/Larkin	01-02	No abatement needed	
71	Collis P. Huntington Park	California/Taylor	01-02		
72	South Park	64 South Park Avenue	01-02		
73	Alta Plaza Park	Jackson/Steiner	01-02		
74	Bay View Playground (and Pool)	3rd/Armstrong	01-02	No abatement needed	
75	Chestnut/Kearny Open Space	NW Chestnut/Kearny	01-02	No survey done; structures no longer exist.	
76	Raymond Kimbell Playground	Pierce/Ellis	01-02		
77	Michelangelo Playground	Greenwich/Jones	01-02		
78	Peixotto Playground	Beaver/15th Street	01-02	No abatement needed	

Status Report for RPD Sites

Priority	Facility Name	Location	Completed	Notes	Retest
80	States St. Playground	States St./Museum Way	01-02		
81	Adam Rogers Park	Jennings/Oakdale	01-02	No abatement needed	
82	Alamo Square	Hayes/Steiner	01-02		
83	Alioto Mini Park	20th/Capp	01-02	No abatement needed	
84	Beideman/O'Farrell Mini Park	O'Farrell/Beideman	01-02	No abatement needed	
85	Brooks Park	373 Ramsell	01-02	No abatement needed	
86	Buchanan St. Mall	Buchanan betw. Grove & Turk	01-02	No abatement needed	
87	Buena Vista Park	Buena Vista/Haight	01-02		
88	Bush/Broderick Mini Park	Bush/Broderick	01-02		
89	Cottage Row Mini Park	Sutter/E. Fillmore	01-02		
90	Franklin Square	16th/Bryant	01-02		
91	Golden Gate Heights Park	12th Ave./Rockridge Dr.	01-02		
92	Hilltop Park	La Salle/Whitney Yg. Circle	01-02	No abatement needed	
93	Lafayette Park	Washington/Laguna	01-02		
94	Julius Kahn Playground	Jackson/Spruce	01-02		
95	Jose Coronado Playground	21st/Folsom	02-03	As of 10/10/02 as per Capital Program Director, G. Hoy, there are no current plans for renovation	
96	Golden Gate Park (playgrounds)	Fell/Stanyan	05-06		
97	Washington Square	Filbert/Stockton	02-03	No abatement needed. Children's play area and bathrooms to be renovated in 3/04.	
98	McCoppin Square	24th Avenue/Taraval	02-03	As of 10/10/02 as per Gary Hoy, no current plans for renovation	
99	Mountain Lake Park	12th Avenue/Lake Sreet	02-03	As of 10/10/02 as per Gary Hoy, no current plans for renovation	
100	Randolph/Bright Mini Park	Randolph/Bright	02-03	No abatement needed. As of 10/10/02 Capital Program Director indicates no current plans for renovation	
101	Visitacion Valley Greenway	Campbell Ave./E. Rutland	02-03	No abatement needed. Renovation scheduled 3/04.	
102	Utah/18th Mini Park	Utah/18th Street	02-03	No abatement needed. As of 10/10/02 Capital Program Director indicates no current plans for renovation	
103	Palou/Phelps Park	Palou at Phelps	02-03	No abatement needed. Renovation occurred Summer 2003. Marvin Yee was project mgr. No lead survey/abatement rpt in RPD files.	
104	Coleridge Mini Park	Coleridge/Esmeralda	02-03	No abatement needed. As of 10/10/02 Capital Program Director indicates no current plans for renovation	
105	Lincoln Park (includes Golf Course)	34th Avenue/Clement	02-03	Renovation scheduled 9/04	
106	Little Hollywood Park	Lathrop-Tocoloma	02-03	No abatement needed. Renovation scheduled 9/04	
107	McKinley Square	20th/Vermont	02-03	No abatement needed. As of 10/10/02 Capital Program Director indicates no current plans for renovation	

Status Report for RPD Sites

Priority	Facility Name	Location	Completed	Notes	Retest
109	Noe Valley Courts	24th/Douglass	02-03	No abatement needed. As of 10/10/02 Capital Program Director indicates no current plans for renovation	
110	Parkside Square	26th Avenue/Vicente	02-03	Children's play area and bathrooms to be renovated in 9/03.	
111	Portsmouth Square	Kearny/Washington	02-03	No abatement needed. As of 10/10/02 Capital Program Director indicates no current plans for renovation	
112	Potrero del Sol	Potrero/Army	02-03	No abatement needed, renovation scheduled 9/04	
113	Potrero Hill Mini Park	Connecticut/22nd Street	02-03	Renovation scheduled 9/04	
114	Precita Park	Precita/Folsom	02-03	No abatement needed. As of 10/10/02 Capital Program Director indicates no current plans for renovation	
115	Sgt. John Macaulay Park	Larkin/O'Farrell	02-03	No abatement needed. As of 10/10/02 Capital Program Director indicates no current plans for renovation	
116	Sigmund Stern Recreation Grove	19th Avenue/Sloat Blvd.	04-05	As of 10/10/02 Capital Program Director indicates no current plans for renovation. Funding expired; will complete in FY04-05	
117	24th/York Mini Park	24th/York/Bryant	02-03	Completed as part of current renovation in December 2002, Renovation scheduled 3/04.	
118	Camp Mather	Mather, Tuolumne County	04-05	This site removed from FLOW on 4/12/2016, as it was mistakenly added to the program as evidenced by the SCA report.	
119	Hyde/Vallejo Mini Park	Hyde/Vallejo	02-03	No abatement needed. As of 10/10/02 Capital Program Director indicates no current plans for renovation	
120	Juri Commons	San Jose/Guerrero/25th	05-06		
121	Kelloch Velasco Mini Park	Kelloch/Velasco	02-03	No abatement needed. Children's play area scheduled for renovation on 9/04	
122	Koshland Park	Page/Buchanan	02-03	No abatement needed. As of 10/10/02 Capital Program Director indicates no current plans for renovation	
123	Head/Brotherhood Mini Park	Head/Brotherwood Way	02-03	No abatement needed. As of 10/10/02 Capital Program Director indicates no current plans for renovation	
124	Walter Haas Playground	Addison/Farnum/Beacon	02-03	Capital Projects to renovate in Spring 2003. Mauer is PM	
125	Holly Park	Holly Circle	02-03	Renovation planned to begin 4/03; Judi Mosqueda from DPW is PM	
126	Page-Laguna-Mini Park	Page/Laguna	04-05	No abatement needed	
127	Golden Gate/Steiner Mini Park	Golden Gate/Steiner		No Facility, benches only	
128	Tank Hill	Clarendon/Twin Peaks	04-05	No abatement needed	

Status Report for RPD Sites

Priority	Facility Name	Location	Completed	Notes	Retest
129	Rolph Nicol Playground	Eucalyptus Dr./25th Avenue	04-05	No abatement needed	
130	Golden Gate Park	Carrousel	05-06		
131	Golden Gate Park	Tennis Court	05-06		
132	Washington/Hyde Mini Park	Washington/Hyde	04-05	No abatement needed	
133	Ridgetop Plaza	Whitney Young Circle	05-06	No abatement needed	
134	Golden Gate Park	Beach Chalet	06-07	No abatement needed	
135	Golden Gate Park	Polo Field	06-07		
136	Sharp Park (includes Golf Course)	Pacifica, San Mateo Co.	06-07		
137	Golden Gate Park	Senior Center	06-07		
139	Stow Lake Boathouse	Golden Gate Park	06-07, 11-12	CLPP survey and clean-up completed in FY06-07. Site revisited in FY11-12 in conjunction with site maintenance work. Clearance for occupancy received and working closing out project financials with DPW.	
140	Golden Gate Park	County Fair Building	06-07	No abatement needed	
141	Golden Gate Park	Sharon Bldg.	07-08		
143	Allyne Park	Gough/Green	06-07	No abatement needed	
144	DuPont Courts	30th Ave./Clement	07-08		
145	Golden Gate Park	Big Rec	07-08		
146	Lower Great Highway	Sloat to Pt. Lobos	07-08		
148	Yacht Harbor and Marina Green	Marina	06-07, 07-08	Includes Yacht Harbor, Gas House Cover, 2 Yacht Clubs and Marina Green	
149	Palace of Fine Arts	3601 Lyon Street	09-10	No abatement needed.	
150	Telegraph Hill/Pioneer Park	Telegraph Hill	09-10	Clean-up responsibility transferred to Capital and Planning for incorporation into larger project at site.	
151	Saint Mary's Square	California Street/Grant	09-10	No abatement needed.	
152	Union Square	Post/Stockton	09-10	No abatement needed.	
153	Golden Gate Park	Angler's Lodge	07-08		
154	Golden Gate Park	Bandstand	07-08	No abatement needed	
155	Golden Gate Park	Bowling Green	07-08	Removed from FLOW 4/13/2016. Results less than 20 ppb.	
156	Golden Gate Park	Conservatory	08-09	No abatement needed.	
157	Golden Gate Park	Golf Course	09-10		
158	Golden Gate Park	Kezar Stadium	07-08		
159	Golden Gate Park	Nursery	09-10	No abatement needed. Elevated water source in men's bathroom shut off.	

Status Report for RPD Sites

Priority	Facility Name	Location	Completed	Notes	Retest
160	Golden Gate Park	Stables	na	Being demolished. Hazard assessment already completed by Capital.	
161	Golden Gate Park	McLaren Lodge	01-02, 02-03	Done out of order. Was in response to release/spill. See File 565.	
162	Corona Heights (and Randall Museum)	16th/Roosevelt	00-01	Randall Museum used to be separate, but in TMA, Randall is part of Corona Heights, so the two were combined 6/10.	
163	Laurel Hill Playground	Euclid & Collins	10-11		
164	Selby/Palou Mini Park	Selby & Palou	10-11	No abatement needed	
165	Prentiss Mini Park	Prentiss/Eugenia	10-11	No abatement needed	
166	Lessing/Sears Mini Park	Lessing/Sears	10-11	No abatement needed	
167	Muriel Leff Mini Park	7th Avenue/Anza	10-11	No abatement needed	
168	10th Avenue/Clement Mini Park	Richmond Library	10-11	No abatement needed	
169	Turk/Hyde Mini Park	Turk & Hyde	10-11	No abatement needed	
170	Exploratorium (and Theater)	3602 Lyon Street	13-14	Eight metal doors with loose and peeling paint were cleaned up; one water source shut off indefinitely.	
171	Candlestick Park	Jamestown Avenue	10-11	Demolished; remove from list	
147	Kezar Pavilion	Golden Gate Park	08-09, ongoing	Removed from FLOW 4/13/2016. Results less than 20 ppb. Additionally, GM decision on 10/11/16 to NOT pursue abatement at this site, but to monitor quarterly and clean as needed going forward.	
138	Pine Lake Park	Crestlake/Vale/Wawona	07-08, 16-17		
172	Broadway Tunnel West-Mini Park West	Leavenworth/Broadway	5/17		
174	Ina Coolbrith Mini Park	Vallejo/Taylor	FY16-17		
New Facilities: These facilities not to be included in CLPP survey as they were built after 1978.					
	Alice Marble Tennis Courts	Greenwich/Hyde		Not owned by RPD. PUC demolished in 2003 and all will be rebuilt.	
	Richmond Rec Center	18th Ave./Lake St./Calif.		New facility	
	Visitacion Valley Playground	Cora/Leland/Raymond		Original building clubhouse and PG demolished in 2001. Facility is new.	
	King Pool	3rd/Armstrong		New facility	
	Patricia's Green in Hayes Valley	Hayes & Octavia		Built in 2005	
	India Basin Shoreline Park	E. Hunters Pt. Blvd.		Built in 2003	
	Parque Ninos Unidos	23rd and Folsom		Built in 2004	
	Victoria Manolo Draves Park	Folsom & Sherman		Built in 2006	
	Aptos Playground	Aptos/Ocean Avenue		Site demolished and rebuilt in 2006	

From: Reports, Controller (CON)
Sent: Wednesday, November 08, 2017 11:39 AM
To: Calvillo, Angela (BOS); Mchugh, Eileen (BOS); BOS-Supervisors; Elliott, Jason (MYR); Whitehouse, Melissa (MYR); Steeves, Asja (CON); Docs, SF (LIB); CON-EVERYONE; MYR-ALL Department Heads; CON-Finance Officers
Subject: Issued: City Services Auditor Summary of Implementation Status of Recommendations Followed up on in the First Quarter of Fiscal Year 2017-18

The Office of the Controller's City Services Auditor Division (CSA) today issued a memorandum on the follow-up of its recommendations conducted in the first quarter of fiscal year 2017-18. As reported in the memorandum, of the 56 recommendations followed up on, 29 (52 percent) are now closed.

To view the full memorandum, please visit our website at:
<http://openbook.sfgov.org/webreports/details3.aspx?id=2513>

This is a send-only e-mail address. For questions about the memorandum, please contact Chief Audit Executive Tonia Lediju at tonia.lediju@sfgov.org or 415-554-5393 or the CSA Audits Unit at 415-554-7469.

Follow us on Twitter @SFController.




CITY AND COUNTY OF SAN FRANCISCO
OFFICE OF THE CONTROLLER

Ben Rosenfield
Controller
Todd Rydstrom
Deputy Controller

MEMORANDUM

TO: Government Audit and Oversight Committee
 Board of Supervisors

FROM: Tonia Lediju, Chief Audit Executive
 City Services Auditor Division 

DATE: November 8, 2017

SUBJECT: City Services Auditor Summary of Implementation Status of Recommendations
 Followed up on in Fiscal Year 2017-18, Quarter 1

The City Services Auditor Division (CSA) of the Office of the Controller (Controller) follows up on all recommendations it issues to departments of the City and County of San Francisco (City) every six months after original issuance. CSA reports on the results of its follow-up activity to the Board of Supervisors' Government Audit and Oversight Committee. This process fulfills the requirement of the San Francisco Charter, Section F1.105, for auditees to report on their efforts to address the Controller's findings and, if relevant, report the basis for deciding not to implement a recommendation.

The regular follow-up begins when CSA sends a questionnaire to the responsible department requesting an update on the implementation status of each recommendation. CSA assigns a summary status to the report or memorandum for each responsible department according to the status of each recommendation. The statuses are described in the table below.

SUMMARY OF FOLLOW-UP STATUSES		
Summary Status	Status of Recommendations	Further Regular Follow-Up?
<i>Closed</i>	All closed	No
<i>Open</i>	At least one open, including any one that the department contests	Yes

Based on its review of the department's response, CSA assigns a status to each recommendation. A status of:

- **Open** indicates that the recommendation has not yet been fully implemented.
- **Contested** indicates that the department has chosen not to implement the recommendation.
- **Closed** indicates that the response described sufficient action to fully implement the recommendation or an acceptable alternative or a change occurred to make the recommendation no longer applicable or feasible.

Also, CSA periodically selects reports or memorandums for a more in-depth, field follow-up assessment, in which CSA tests to verify the implementation status of the recommendations.

2

CONTENTS

<u>DEPARTMENT ABBREVIATIONS</u>	3
<u>REGULAR FOLLOW-UP ACTIVITY IN FIRST QUARTER OF FISCAL YEAR 2017-18</u>	4
FOLLOW-UPS CLOSED	4
SUMMARY OF FOLLOW-UPS CLOSED IN THE FIRST QUARTER OF FISCAL YEAR 2017-18.....	4
RESPONSE TIMELINESS	5
TIMELINESS OF DEPARTMENTS' RESPONSES TO FOLLOW-UP REQUESTS IN THE FIRST QUARTER OF FISCAL YEAR 2017-18.....	5
OPEN RECOMMENDATIONS	6
NUMBER AND AVERAGE AGE OF OPEN RECOMMENDATIONS FOLLOWED UP ON, BY DEPARTMENT.....	6
SUMMARY OF OPEN REPORTS FOR THE FIRST QUARTER OF FISCAL YEAR 2017-18.....	7
<u>FIELD FOLLOW-UP ACTIVITY IN THE FIRST QUARTER OF FISCAL YEAR 2017-18</u>	10

DEPARTMENT ABBREVIATIONS

Abbreviated Name	Full Name
Controller (CON)	Office of the Controller
CSA	City Services Auditor Division
Human Services (HSA)	Human Services Agency
Port (PRT)	Port Commission (Port of San Francisco)
Public Library (LIB)	Library Commission (San Francisco Public Library)
Public Works (DPW)	Department of Public Works
Rec and Park (REC)	Recreation and Park Commission (Recreation and Park Department)
SFMTA (MTA)	San Francisco Municipal Transportation Agency
SFPUC (PUC)	San Francisco Public Utilities Commission

REGULAR FOLLOW-UP ACTIVITY IN FIRST QUARTER OF FISCAL YEAR 2017-18

During the first quarter of fiscal year 2017-18, CSA followed up on 56 open recommendations from 18 reports or memorandums (documents). Of the 56 open recommendations, departments reported implementing 29 (52 percent). As a result, CSA closed 3 of the 18 reports or memorandums.

The following table shows the number of recommendations CSA followed up on and their resulting status during the quarter and summarizes the status of reports for each department.

Departments	Recommendations		Reports
	Followed Up On	Closed as of 9/30/17	Open
Human Services	8	6	1
Port	7	4	1
Public Library	4	1	1
Public Works	3	3	-
Rec and Park	5	-	2
SFMTA	10	3	7
SFPUC	19	12	3
Total	56	29	15

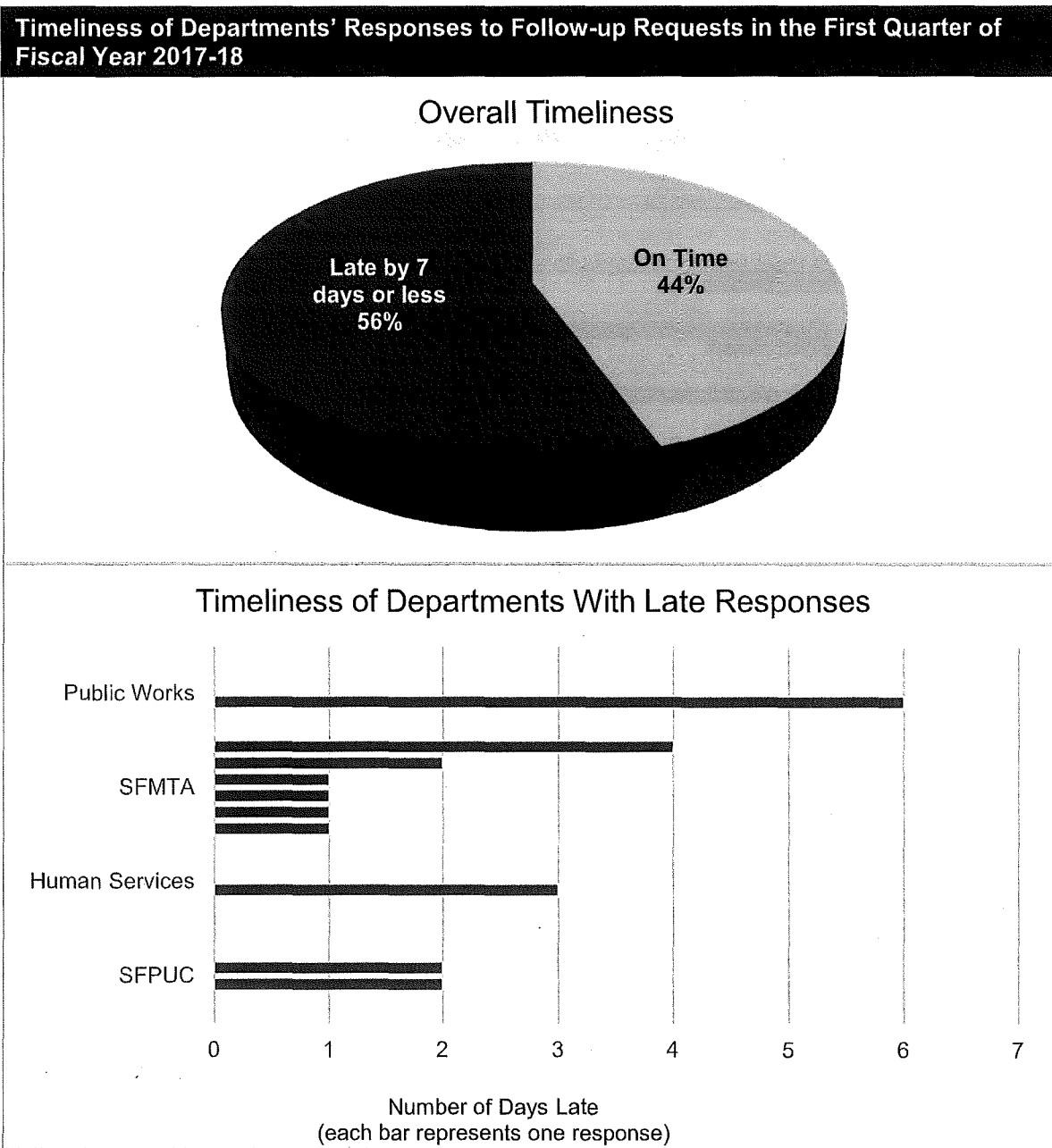
Follow-ups Closed**Summary of Follow-ups Closed in the First Quarter of Fiscal Year 2017-18**

Dept.	Issue Date	Report Title	Number of Recommendations
MTA	7/17/12	San Francisco Municipal Transportation Agency: The Parking Enforcement Section Should More Effectively Manage Its Resources, Strengthen Some Internal Controls, and Improve the Efficiency of Its Operations	39
PRT	9/17/14	Port Commission: Blue and Gold Fleet, L.P., Had Inadequate Internal Controls Over the Reporting of Gross Receipts to the Port for 2010 Through 2012	6
DPW	1/17/17	Recreation and Park Department & Department of Public Works: Department Change Order Processes Increased Risk of Disputes and Delayed Contractor Payment for the Joe DiMaggio Playground Improvement Project	3

Response Timeliness

The majority of department responses were received on time. CSA received a response for all audit reports followed up on in this quarter.

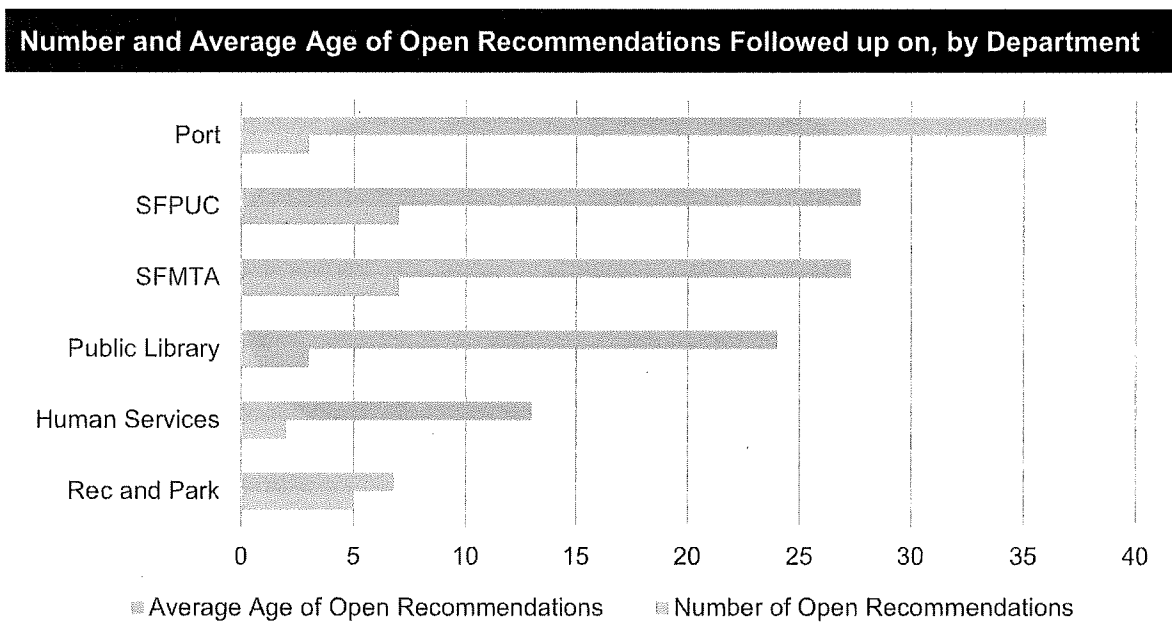
CSA gives departments two weeks to respond to its follow-up requests and grants extensions upon request. If an extension is granted, timeliness is calculated based on the extended deadline. The chart below shows departments' responsiveness to CSA's follow-up requests.



Open Recommendations

Although the majority of CSA’s recommendations are implemented within two years of their issuance, some remain outstanding for longer. The average age of the open recommendations is 23 months, and ages range from 7 to 36 months. Three open recommendations directed to the Port are more 36 months old. Of the seven recommendations made to SFMTA, four (57 percent) are at least 31 months old. Six recommendations made to SFPUC are 31 months old. All other open recommendations are less than 24 months old.

The chart below shows the number of open recommendations, by department, and their average age.



In some cases, a department has implemented few or none of CSA’s recommendations. This does not necessarily indicate that the department is not trying to resolve the underlying issues. In some instances, the department has not yet had the opportunity because the recommendations relate to events that happen only periodically, such as labor agreement negotiations, or because the recommendations were issued too recently for the department to have achieved full implementation.

The following table summarizes the reasons departments reported for not fully implementing the open recommendations addressed to them.

Summary of Open Reports for the First Quarter of Fiscal Year 2017-18				
Dept.	Issue Date	Report Title	Open Recs.	Reason(s) Reported
HSA	8/24/16	Human Services Agency: Oversight of Arriba Juntos Grants Needs Improvement to Better Ensure Delivery of Services	2	The agency is adjusting its invoice review process in response to the new financial system and working with Arriba Juntos to develop and implement a cloud-based client tracking system.
LIB	9/16/15	Public Library: The Custodial Services Unit Needs to Better Manage Materials and Supplies	3	The department is planning to use the new PeopleSoft inventory module, which is part of the Financial System Project's Phase Two.
MTA	9/10/13	San Francisco Municipal Transportation Agency: The Agency Must Improve Staffing Planning and Training to Meet Its Need for Transit Operators	1	The agency is creating a new classification for transit operator trainers, which will be implemented in Fall 2017.
MTA	8/20/14	San Francisco Municipal Transportation Agency: City of San Francisco Uptown Parking Corporation Correctly Reported Sutter Stockton Garage Revenues and Expenditures for May 2011 Through April 2013 But Can Improve Controls Over Lease Management	1	The agency is completing written policies and procedures on garage lease agreements.
MTA	8/20/14	San Francisco Municipal Transportation Agency: City of San Francisco Uptown Parking Corporation Correctly Reported Union Square Garage Revenues and Expenditures for May 2011 Through April 2013 But Can Improve Controls Over Lease Management	1	The agency is completing written policies and procedures on garage lease agreements.
MTA	2/9/15	Citywide Payroll: Eleven Departments Incorrectly Paid Employees, Improperly Approved Time, or Did Not Comply With Citywide Policies and Procedures	1	The agency is evaluating a new system to verify that transit operators work their assigned routes.
MTA	7/13/16	San Francisco Municipal Transportation Agency: The Overhead Rate of One Central Subway Project Consultant Must Be Reduced	1	The agency is reconciling adjusted overhead rates and expects to fully implement the recommendation by the end of 2017.

Summary of Open Reports for the First Quarter of Fiscal Year 2017-18				
Dept.	Issue Date	Report Title	Open Recs.	Reason(s) Reported
MTA	9/29/16	San Francisco Municipal Transportation Agency: LAZ Parking California LLC Correctly Reported Revenues of the Garage at Zuckerberg San Francisco General Hospital for July 2013 Through June 2015, but a Few Improvements Can Strengthen Its Operations	1	The agency is completing written policies and procedures on garage lease agreements.
MTA	9/29/16	San Francisco Municipal Transportation Agency: City of San Francisco Japan Center Garage Corporation Needs to Improve Some Operations at the Japan Center Garages	1	The agency is completing written policies and procedures on garage lease agreements.
REC	1/17/17	Recreation and Park Department & Department of Public Works: Department Change Order Processes Increased Risk of Disputes and Delayed Contractor Payment for the Joe DiMaggio Playground Improvement Project	2	The department is working with Public Works to streamline and formalize procedures for change orders across all projects. Both recommendations will be addressed upon implementation of the new procedures.

Summary of Open Reports for the First Quarter of Fiscal Year 2017-18				
Dept.	Issue Date	Report Title	Open Recs.	Reason(s) Reported
REC	3/27/17	Recreation and Park Commission: Yugi Golf Management LLC Correctly Reported Lincoln Park Golf Course Operating Gross Revenues for 2013 and 2014 but Recreation and Park Has Not Adjusted the Minimum Rent Since 1997	3	One recommendation will be addressed by the end of 2017 when the department provides a list of leases, with expiration and renewal dates, to the Rec and Park Commission. The department does not concur with two of the open recommendations, which require it to develop procedures to ensure the adjusted minimum annual guarantee (MAG) amounts are calculated annually, recalculate the base rent for years after 1997 based on an adjusted MAG, and collect any underbilled rent from the tenant. The department states that the lease specifically calls for a MAG adjustment only for the first five years of the lease term, not after the lease changed to a month-to-month basis, which was its status during the audit period. The department believes that MAG increases were not required or authorized when the tenant assumed the lease and that the lease would need to be amended to require annual MAG increases, which the department does not intend to do.
PRT	9/17/14	Port Commission: Castagnola's Restaurant Had Inadequate Internal Controls Over the Reporting of Gross Receipts to the Port for 2010 Through 2012	3	Full implementation requires collecting money owed from Castagnola's. The department has sent a written request to the tenant and is waiting for additional documentation.
PUC	2/17/15	San Francisco Public Utilities Commission: Audit of Department Class One Power Sales to Modesto and Turlock Irrigation Districts in California	5	The department is removing ineligible customers from the customer list and negotiating replacement agreements, which will be finalized by December 2017. Full implementation of the remaining recommendations requires the department to review the customer list and establish document retention guidelines.
PUC	2/26/15	San Francisco Public Utilities Commission: The Department Needs to Improve Its Management and Monitoring of Telephone Assets and Costs	1	Full implementation requires modifying current separation procedures by changing an internal tracking system and automating a manual process. expects to complete the automation by 10/30/17.

Summary of Open Reports for the First Quarter of Fiscal Year 2017-18				
Dept.	Issue Date	Report Title	Open Recs.	Reason(s) Reported
PUC	1/8/17	San Francisco Public Utilities Commission: Most GoSolarSF Incentives Were Paid Correctly, but the Environment Code and Some Program Controls Should Be Improved	1	The department is exploring technologies that will fully implement the recommendation.

FIELD FOLLOW-UP ACTIVITY IN THE FIRST QUARTER OF FISCAL YEAR 2017-18

Any audit report or memorandum may be selected for a more in-depth field follow-up regardless of summary status. Field follow-ups result in memorandums that are also subject to CSA's regular follow-ups.

No field follow-up assessments were started and no memorandums were issued in the quarter.



State of California – Natural Resources Agency
 DEPARTMENT OF FISH AND WILDLIFE
 Wildlife Branch
 1812 Ninth Street
 Sacramento, CA 95811
www.wildlife.ca.gov

EDMUND G. BROWN JR., Governor
 CHARLTON H. BONHAM, Director



November 13, 2017

SUBJECT: NOTIFICATION OF STATUS REVIEW FOR CASCADES FROG

To whom it may concern:

The California Department of Fish and Wildlife (Department) has initiated a status review of the Cascades Frog (*Rana cascadae*) pursuant to Fish and Game Code section 2074.6 and is providing this notice pursuant to Fish and Game Code section 2074.4 to solicit data and comments on the petitioned action from interested and affected parties.

The Department has initiated this status review following the Fish and Game Commission's (Commission) decision to accept for consideration the petition to list the species under the California Endangered Species Act (CESA) at its October 11, 2017 meeting. Having provided public notice (Cal. Reg. Notice Reg. 2017, No. 43-Z, pp. 1633-1634; Fish & G. Code, § 2074.2), the Cascades Frog is now a candidate species under CESA. As a candidate species, the Cascades Frog receives the same legal protection afforded to an endangered or threatened species (Fish & G. Code, § 2085).

The Department has 12 months to review the petition, evaluate the available information, and report back to the Commission whether or not the petitioned action is warranted. (Fish & G. Code, § 2074.6.) The Department's recommendation must be based on the best scientific information available to the Department (Fish & G. Code, § 2074.6.).

Anyone with data or comments on the Cascades Frog's ecology, genetics, life history, distribution, abundance, habitat, the degree and immediacy of threats to reproduction or survival, adequacy of existing management, and recommendations for management of the species, is hereby requested to provide such data or comments to:

California Department of Fish and Wildlife
 Attn: Laura Patterson
 1812 9th Street
 Sacramento, California 95811
wildlifemgt@wildlife.ca.gov

RECEIVED
 BOARD OF SUPERVISORS
 SAN FRANCISCO
 2017 NOV 17 PM 3:07
 BY [Signature]

Please submit two hard copies if submitting by surface mail. If submitting by email please include "Cascades Frog" in the subject heading.

Responses and information received by **December 22, 2017**, will be evaluated for incorporation in the Department's final report to the Commission. The Department's written report will indicate, based on the best scientific information available, whether the Department concludes that the petitioned action is warranted or not warranted. Receipt of the report will be placed on the agenda for the next available meeting of the Commission after delivery. The report will be made available to the public at that time. Following receipt of the Department's report, the Commission will allow a 30-day public comment period prior to taking any action on the Department's recommendation.

As a candidate species, the Cascades Frog receives the same legal protection afforded to an endangered or threatened species under the California Endangered Species Act (Fish & G. Code, § 2085). Research on Cascades Frog requires appropriate permits issued pursuant to Fish and Game Code Section 2081(a). Detection information on Cascades Frogs should be sent to the California Natural Diversity Data Base at <https://www.wildlife.ca.gov/Data/CNDDDB/Submitting-Data>.

Interested researchers or anyone with questions may contact Laura Patterson at 916-341-6981 or at the email or address above.

BOS-11

From: Viterbo-Martinez, Domenic (ADM)
Sent: Thursday, November 16, 2017 10:52 AM
To: Lo, Jen (HRD)
Cc: Board of Supervisors, (BOS); Winchester, Tamra (ADM); Camua, Maria-Zenaida (ADM)
Subject: CMD FORM 201
Attachments: 12B-201 12B.14B Waiver Request (Oct 2017) (002).pdf; HRD 8902.pdf

Hello, Jen:

Attached is a signed copy of CMD Form 201 waiver request #8902 – HOLIDAY INN GOLDEN GATEWAY HOTEL.

Also attached please find a copy of the LATEST version of the waiver form. Use this version for all future waiver requests.

Thank you,



Domenic Viterbo-Martinez, Administrative Assistant

Chapter 12B Equal Benefits Unit

Contract Monitoring Division (CMD)

30 Van Ness Avenue | Suite 200 | San Francisco | CA | 94102


Direct 415-581-2311 | Main 415-581-2310 | Fax 415-581-2351

Domenic.Viterbo@sfgov.org

Visit us at sfgov.org/cmd

**** The City and County of San Francisco has updated its computer systems. All businesses now register, view and submit bids, sign contracts, and update contact, banking and compliance information online! Watch this short video [ESP Vendor Video](#), register your business at <https://sfcitypartner.sfgov.org/Vendor/Login>, or update your contact information at <http://sfcitypartner.sfgov.org/> ****

4



CITY AND COUNTY OF SAN FRANCISCO
CONTRACT MONITORING DIVISION

S.F. ADMINISTRATIVE CODE CHAPTERS 12B and 14B
WAIVER REQUEST FORM
(CMD-201)

Send completed waiver requests to:
cmd.waiverrequest@sfgov.org or
CMD, 30 Van Ness Avenue, Suite 200, San Francisco, CA
94102

FOR CMD USE ONLY
Request Number: 8902
RECEIVED
NOV 1 2017

Section 1. Department Information

Department Head Signature: [Signature]
Name of Department: Department of Human Resources
Department Address: 1 South Van Ness Ave., 4th floor
Contact Person: Jen Lo
Phone Number: (415) 551-8946 E-mail: Jen.Lo@sfgov.org

Section 2. Contractor Information

Contractor Name: Holiday Inn Golden Gateway HOTEL Vendor No.: V#09340
Contractor Address: 1500 Van Ness Ave, San Francisco, CA 94109
Contact Person: Ru Paster Contact Phone No.: (415) 447-3021

Section 3. Transaction Information

Date Waiver Request Submitted: 10/30/2017 Type of Contract:
Contract Start Date: 12/10/2017 End Date: 12/15/2017 Dollar Amount of Contract: \$ 9,185.85

Section 4. Administrative Code Chapter to be Waived (please check all that apply)

[X] Chapter 12B
Chapter 14B Note: Employment and LBE subcontracting requirements may still be in force even when a
14B waiver (type A or B) is granted.

Section 5. Waiver Type (Letter of Justification must be attached, see Check List on back of page.)

- A. Sole Source
B. Emergency (pursuant to Administrative Code §6.60 or 21.15)
C. Public Entity
[X] D. No Potential Contractor's Comply (Required) Copy of waiver request sent to Board of Supervisors on: 11/1/2017
E. Government Bulk Purchasing Arrangement (Required) Copy of waiver request sent to Board of Supervisors on:
F. Sham/Shell Entity (Required) Copy of waiver request sent to Board of Supervisors on:
G. Subcontracting Goals
H. Local Business Enterprise (LBE)

CMD/HRC ACTION
21B Waiver Granted: [checked] 14B Waiver Granted:
21B Waiver Denied: 14B Waiver Denied:
Reason for Action: NO COMPLIANT VENDOR MEETS FACILITY AND HEALTH/SAFETY
REQUIREMENTS FOR THE POLICE DEPARTMENT'S SERGEANT PROMOTIONAL EXAM
CMD Staff: [Signature] Date: 11-13-2017
CMD Director: [Signature] Date: 11/15/17
HRC Director (12B Only): Date:

matrix

From: Board of Supervisors, (BOS)
Sent: Wednesday, November 15, 2017 10:02 AM
To: BOS-Supervisors
Subject: FW: CCSF Monthly Pooled Investment Report for October 2017
Attachments: CCSF Monthly Pooled Investment Report for October 2017.pdf

From: Dion, Ichieh (TTX)
Sent: Wednesday, November 15, 2017 8:43 AM
Subject: CCSF Monthly Pooled Investment Report for October 2017

All-

Please find the CCSF Pooled Investment Report for the month of October attached for your use.

Regards,

Ichieh Dion
City and County of San Francisco
1 Dr. Carlton B. Goodlett Place, Room 140
San Francisco, CA 94102
415-554-5433

Office of the Treasurer & Tax Collector
City and County of San Francisco



José Cisneros, Treasurer

Tajel Shah, Chief Assistant Treasurer
Robert L. Shaw, CFA, Chief Investment Officer

Investment Report for the month of October 2017

November 15, 2017

The Honorable Edwin M. Lee
Mayor of San Francisco
City Hall, Room 200
1 Dr. Carlton B. Goodlett Place
San Francisco, CA 94102-4638

The Honorable Board of Supervisors
City and County of San Francisco
City Hall, Room 244
1 Dr. Carlton B. Goodlett Place
San Francisco, CA 94102-4638

Ladies and Gentlemen,

In accordance with the provisions of California State Government Code, Section 53646, we forward this report detailing the City's pooled fund portfolio as of October 31, 2017. These investments provide sufficient liquidity to meet expenditure requirements for the next six months and are in compliance with our statement of investment policy and California Code.

This correspondence and its attachments show the investment activity for the month of October 2017 for the portfolios under the Treasurer's management. All pricing and valuation data is obtained from Interactive Data Corporation.

CCSF Pooled Fund Investment Earnings Statistics *

<i>(in \$ million)</i>	Current Month		Prior Month	
	Fiscal YTD	October 2017	Fiscal YTD	September 2017
Average Daily Balance	\$ 8,143	\$ 7,992	\$ 8,194	\$ 8,101
Net Earnings	38.04	9.51	28.52	9.51
Earned Income Yield	1.39%	1.40%	1.38%	1.43%

CCSF Pooled Fund Statistics *

<i>(in \$ million)</i>	% of Portfolio	Book Value	Market Value	Wtd. Avg. Coupon	Wtd. Avg. YTM	WAM
Investment Type						
U.S. Treasuries	5.66%	\$ 472.8	\$ 471.5	1.24%	1.43%	826
Federal Agencies	52.74%	4,406.7	4,395.7	1.31%	1.40%	679
State & Local Government						
Agency Obligations	3.44%	289.2	287.0	1.42%	1.35%	388
Public Time Deposits	0.01%	1.0	1.0	1.33%	1.33%	153
Negotiable CDs	18.40%	1,532.8	1,533.2	1.49%	1.49%	217
Commercial Paper	9.93%	825.4	827.4	0.00%	1.34%	84
Medium Term Notes	0.74%	61.5	61.5	1.54%	1.48%	373
Money Market Funds	5.07%	422.3	422.3	0.94%	0.94%	1
Supranationals	4.02%	335.3	334.8	1.06%	1.51%	535
Totals	100.0%	\$ 8,347.0	\$ 8,334.3	1.20%	1.39%	491

In the remainder of this report, we provide additional information and analytics at the security-level and portfolio-level, as recommended by the California Debt and Investment Advisory Commission.

Very truly yours,

José Cisneros
Treasurer

cc: Treasury Oversight Committee: Aimee Brown, Ron Gerhard, Reeta Madhavan, Charles Perl
Ben Rosenfield, Controller, Office of the Controller
Tonia Lediju, Internal Audit, Office of the Controller
Mayor's Office of Public Policy and Finance
San Francisco County Transportation Authority
San Francisco Public Library
San Francisco Health Service System

Portfolio Summary

Pooled Fund

As of October 31, 2017

<i>(in \$ million)</i>							
Security Type	Par Value	Book Value	Market Value	Market/Book Price	Current % Allocation	Max. Policy Allocation	Compliant?
U.S. Treasuries	\$ 475.0	\$ 472.8	\$ 471.5	99.72	5.66%	100%	Yes
Federal Agencies	4,407.4	4,406.7	4,395.7	99.75	52.74%	100%	Yes
State & Local Government							
Agency Obligations	287.1	289.2	287.0	99.24	3.44%	20%	Yes
Public Time Deposits	1.0	1.0	1.0	100.00	0.01%	100%	Yes
Negotiable CDs	1,532.8	1,532.8	1,533.2	100.02	18.40%	30%	Yes
Bankers Acceptances	-	-	-	-	0.00%	40%	Yes
Commercial Paper	830.0	825.4	827.4	100.24	9.93%	25%	Yes
Medium Term Notes	61.5	61.5	61.5	100.01	0.74%	25%	Yes
Repurchase Agreements	-	-	-	-	0.00%	10%	Yes
Reverse Repurchase/							
Securities Lending Agreements	-	-	-	-	0.00%	\$75mm	Yes
Money Market Funds - Government	422.3	422.3	422.3	100.00	5.07%	20%	Yes
LAIF	-	-	-	-	0.00%	\$50mm	Yes
Supranationals	335.9	335.3	334.8	99.84	4.02%	30%	Yes
TOTAL	\$ 8,353.0	\$ 8,347.0	\$ 8,334.3	99.85	100.00%	-	Yes

The City and County of San Francisco uses the following methodology to determine compliance: Compliance is pre-trade and calculated on both a par and market value basis, using the result with the lowest percentage of the overall portfolio value. Cash balances are included in the City's compliance calculations.

Please note the information in this report does not include cash balances. Due to fluctuations in the market value of the securities held in the Pooled Fund and changes in the City's cash position, the allocation limits may be exceeded on a post-trade compliance basis. In these instances, no compliance violation has occurred, as the policy limits were not exceeded prior to trade execution. The full Investment Policy can be found at <http://www.sftreasurer.org/>, in the Reports & Plans section of the About menu.

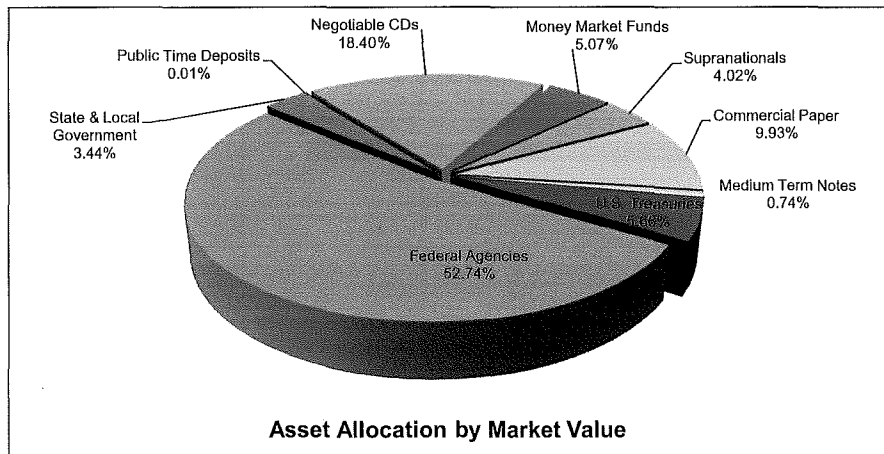
Totals may not add due to rounding.

City and County of San Francisco Pooled Fund Portfolio Statistics

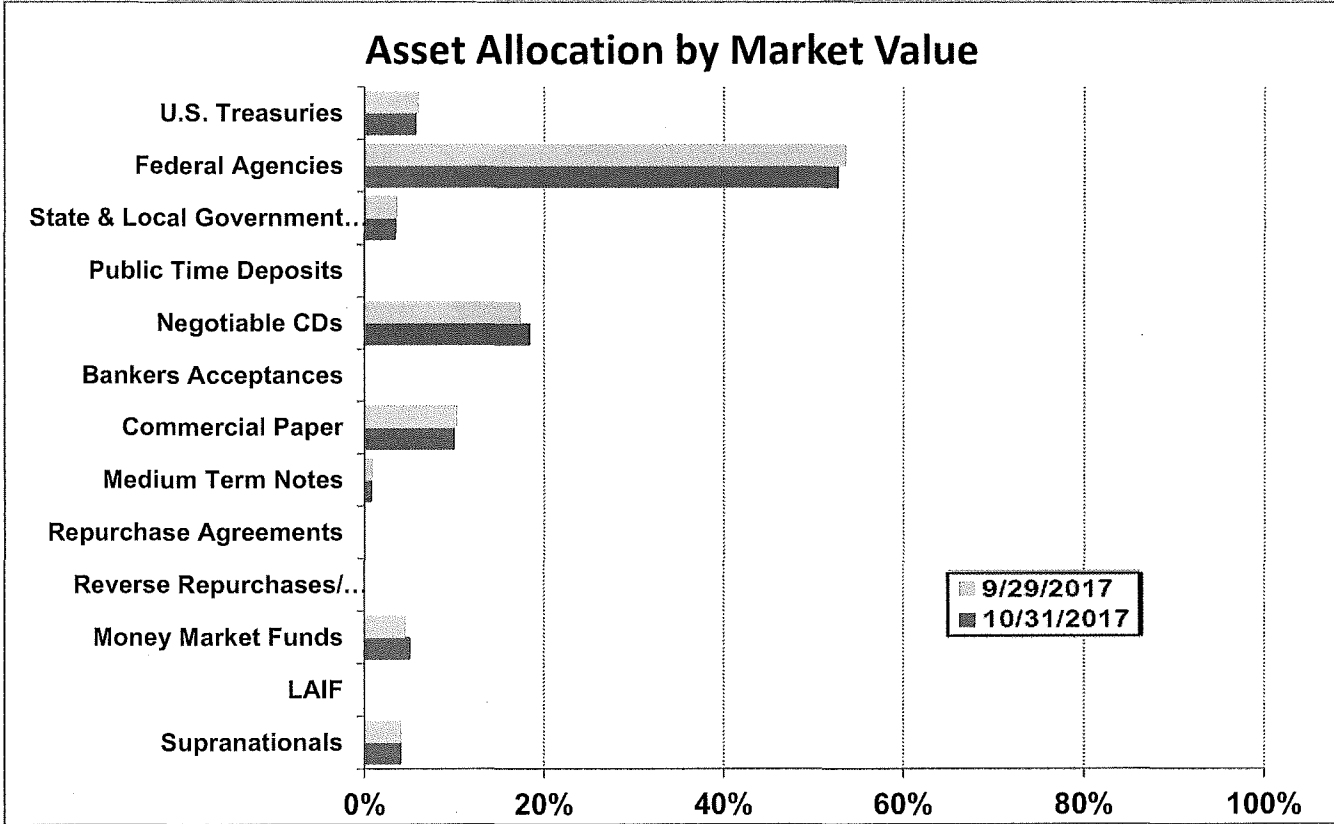
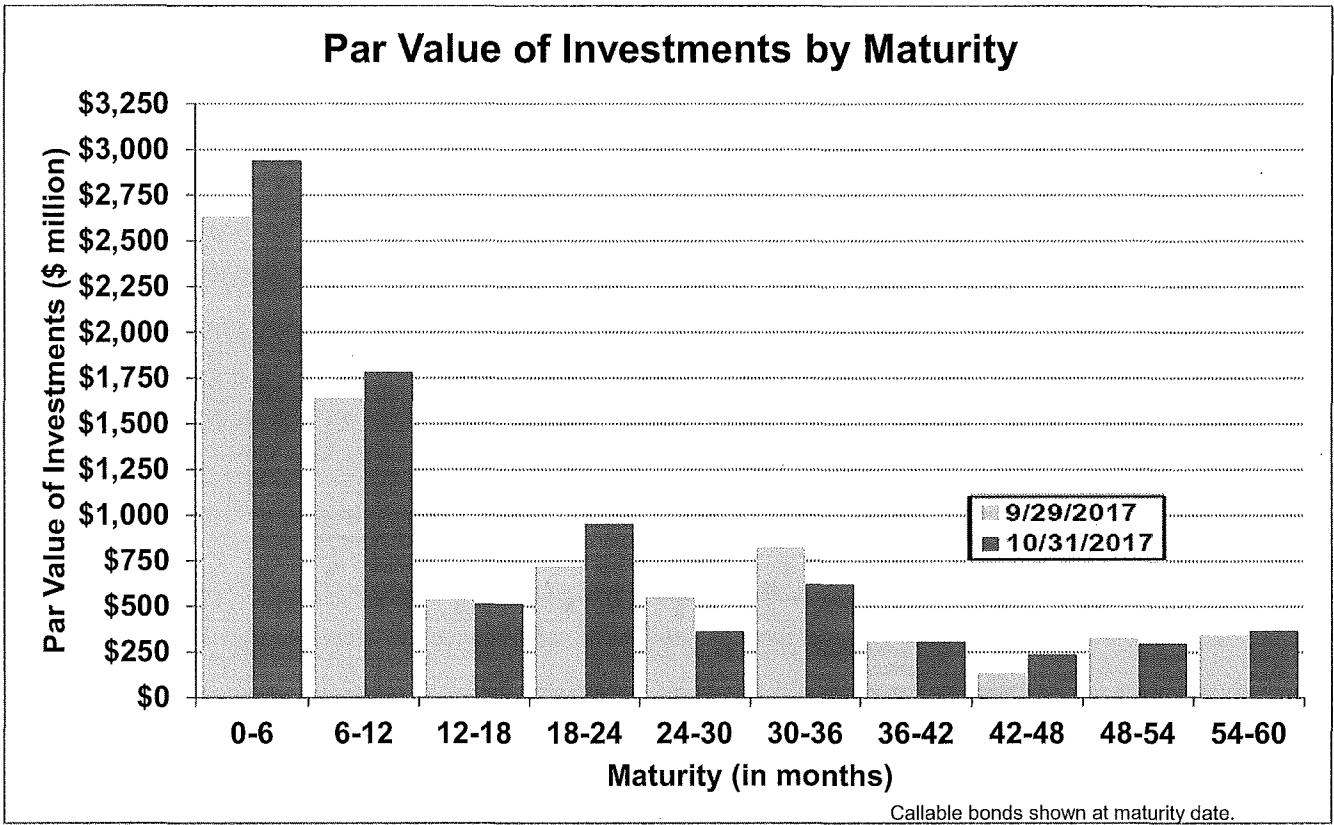
For the month ended October 31, 2017

Average Daily Balance	\$7,991,595,604
Net Earnings	\$9,514,302
Earned Income Yield	1.40%
Weighted Average Maturity	491 days

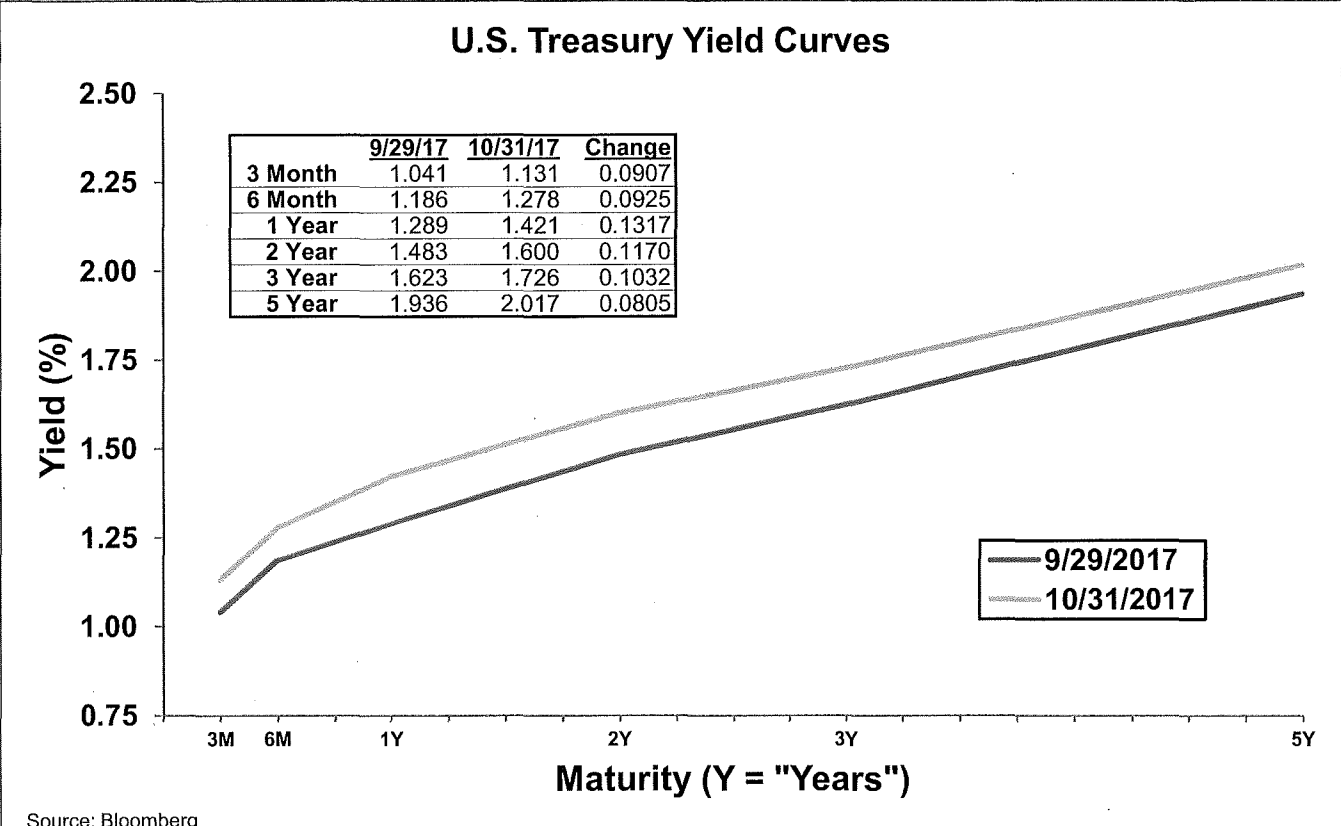
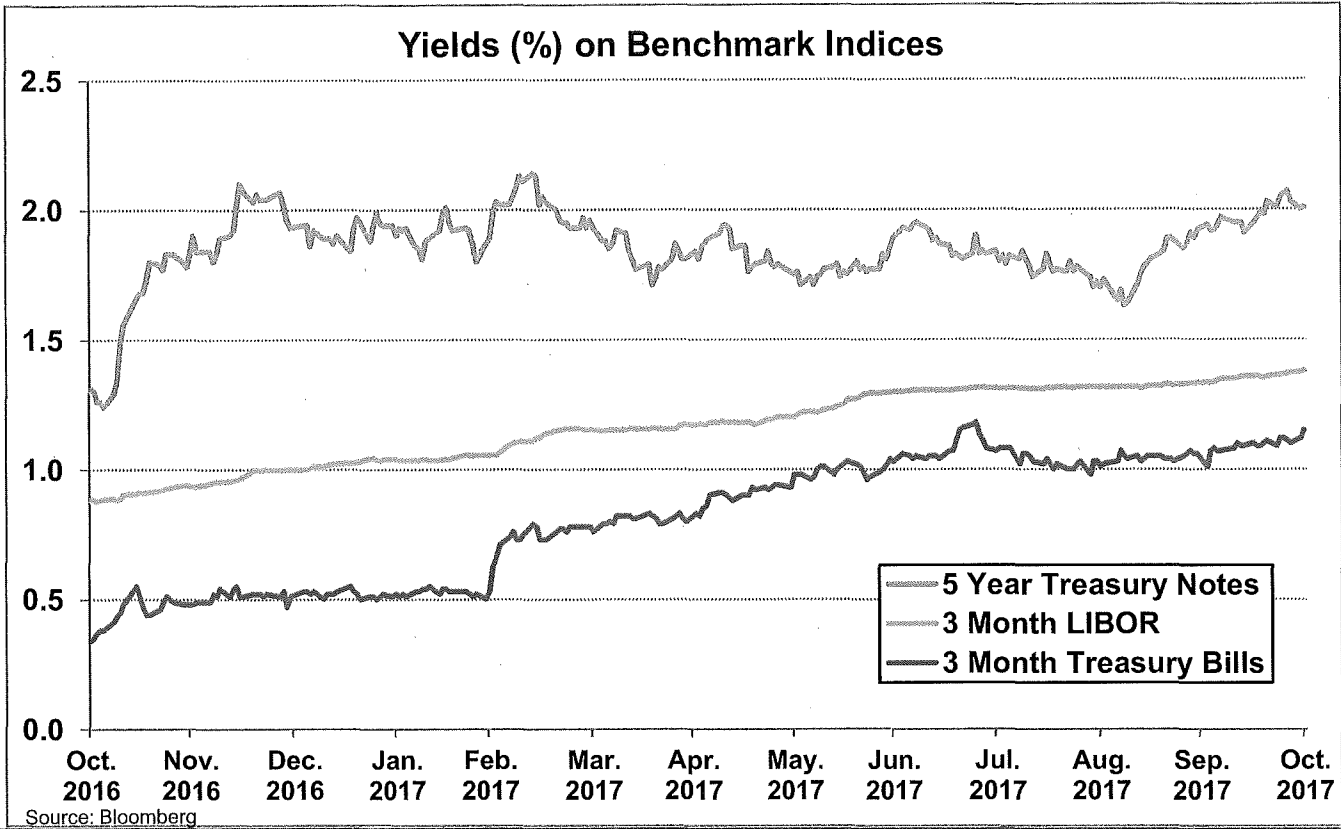
Investment Type	(\$ million)	Par Value	Book Value	Market Value
U.S. Treasuries		\$ 475.0	\$ 472.8	\$ 471.5
Federal Agencies		4,407.4	4,406.7	4,395.7
State & Local Government				
Agency Obligations		287.1	289.2	287.0
Public Time Deposits		1.0	1.0	1.0
Negotiable CDs		1,532.8	1,532.8	1,533.2
Commercial Paper		830.0	825.4	827.4
Medium Term Notes		61.5	61.5	61.5
Money Market Funds		422.3	422.3	422.3
Supranationals		335.9	335.3	334.8
Total		\$ 8,353.0	\$ 8,347.0	\$ 8,334.3



Portfolio Analysis Pooled Fund



Yield Curves



Investment Inventory Pooled Fund

As of October 31, 2017

Type of Investment	CUSIP	Issuer Name	Maturity		Coupon	Par Value	Book Value	Amortized	
			Settle Date	Date				Book Value	Market Value
U.S. Treasuries	912828M72	US TSY NT	12/17/15	11/30/17	0.88	\$ 50,000,000	\$ 49,882,813	\$ 49,995,240	\$ 49,990,000
U.S. Treasuries	912828M72	US TSY NT	12/17/15	11/30/17	0.88	50,000,000	49,878,906	49,995,082	49,990,000
U.S. Treasuries	912796LX5	TREASURY BILL	4/27/17	4/26/18	0.00	25,000,000	24,732,056	24,732,056	24,849,500
U.S. Treasuries	912828XF2	US TREASURY	6/14/17	6/15/18	1.13	50,000,000	49,931,641	49,957,789	49,929,500
U.S. Treasuries	912828XS4	US TREASURY	6/20/17	5/31/19	1.25	50,000,000	49,930,637	49,916,021	49,771,500
U.S. Treasuries	912828XU9	US TREASURY	6/20/17	6/15/20	1.50	50,000,000	49,992,668	49,984,581	49,754,000
U.S. Treasuries	912828S27	US TREASURY	8/15/17	6/30/21	1.13	25,000,000	24,554,688	24,546,016	24,382,250
U.S. Treasuries	912828T67	US TSY NT	11/10/16	10/31/21	1.25	50,000,000	49,574,219	49,657,687	48,760,000
U.S. Treasuries	912828U65	US TSY NT	12/13/16	11/30/21	1.75	100,000,000	99,312,500	99,434,983	99,379,000
U.S. Treasuries	912828XW5	US TREASURY	8/15/17	6/30/22	1.75	25,000,000	25,032,227	24,978,523	24,735,250
Subtotals					1.24	\$ 475,000,000	\$ 472,822,353	\$ 473,197,979	\$ 471,521,000
Federal Agencies	313385NS1	FED HOME LN DISCOUNT NT	10/30/17	11/1/17	0.00	\$ 27,500,000	\$ 27,498,549	\$ 27,500,000	\$ 27,500,000
Federal Agencies	313589NS8	FANNIE DISCOUNT NOTE	10/31/17	11/1/17	0.00	37,825,000	37,824,002	37,825,000	37,825,000
Federal Agencies	313589NS8	FANNIE DISCOUNT NOTE	10/31/17	11/1/17	0.00	100,000,000	99,997,361	100,000,000	100,000,000
Federal Agencies	313385NZ5	FED HOME LN DISCOUNT NT	10/27/17	11/8/17	0.00	50,000,000	49,983,167	49,990,181	49,990,000
Federal Agencies	313385PA8	FED HOME LN DISCOUNT NT	10/26/17	11/9/17	0.00	40,000,000	39,984,367	39,991,067	39,991,200
Federal Agencies	3133EEBR0	FEDERAL FARM CREDIT BANK	11/18/14	11/13/17	1.27	25,000,000	24,988,794	24,999,877	25,001,750
Federal Agencies	3133EEJ76	FEDERAL FARM CREDIT BANK	8/20/15	11/13/17	1.26	25,000,000	24,991,500	24,999,875	25,001,500
Federal Agencies	3134G44F2	FREDDIE MAC	5/21/13	11/21/17	0.80	50,000,000	50,000,000	50,000,000	49,991,500
Federal Agencies	3130A3HF4	FEDERAL HOME LOAN BANK	12/22/14	12/8/17	1.13	25,000,000	24,955,500	24,998,478	25,000,250
Federal Agencies	313385QF6	FED HOME LN DISCOUNT NT	4/7/17	12/8/17	0.00	50,000,000	49,659,722	49,659,722	49,946,500
Federal Agencies	3137EADX4	FREDDIE MAC	12/11/15	12/15/17	1.00	25,000,000	24,969,000	24,998,144	24,995,000
Federal Agencies	3133EEFE5	FEDERAL FARM CREDIT BANK	12/19/14	12/18/17	1.13	50,000,000	49,914,500	49,996,330	49,998,000
Federal Agencies	3133EEMH0	FEDERAL FARM CREDIT BANK	5/27/15	2/2/18	1.29	4,000,000	3,999,480	3,999,951	4,002,800
Federal Agencies	3133EEMH0	FEDERAL FARM CREDIT BANK	2/2/15	2/2/18	1.29	35,000,000	34,978,893	34,998,209	35,024,500
Federal Agencies	3133EEAN0	FEDERAL FARM CREDIT BANK	11/5/14	2/5/18	1.28	25,000,000	24,991,750	24,999,333	25,014,750
Federal Agencies	3133EEAN0	FEDERAL FARM CREDIT BANK	11/5/14	2/5/18	1.28	50,000,000	49,983,560	49,998,671	50,029,500
Federal Agencies	3133EFNK9	FEDERAL FARM CREDIT BANK	11/9/15	2/9/18	1.32	25,000,000	24,994,315	24,999,309	25,015,750
Federal Agencies	3132X0JL6	FARMER MAC	9/1/16	3/1/18	0.88	50,000,000	50,000,000	50,000,000	49,949,000
Federal Agencies	313313TY4	FED FARM CRD DISCOUNT NT	4/18/17	3/7/18	0.00	25,000,000	24,759,993	24,759,993	24,900,250
Federal Agencies	313313TY4	FED FARM CRD DISCOUNT NT	4/18/17	3/7/18	0.00	25,000,000	24,759,993	24,759,993	24,900,250
Federal Agencies	3133EEN71	FEDERAL FARM CREDIT BANK	5/22/15	3/22/18	1.27	50,000,000	49,992,500	49,998,978	50,041,500
Federal Agencies	3133EFW68	FEDERAL FARM CREDIT BANK	1/26/16	3/26/18	1.40	25,000,000	24,997,200	24,999,486	25,031,250
Federal Agencies	3137EAEA3	FREDDIE MAC	2/8/17	4/9/18	0.75	25,000,000	24,944,750	24,979,330	24,941,750
Federal Agencies	3133EEZC7	FEDERAL FARM CREDIT BANK	4/16/15	4/16/18	1.29	50,000,000	49,992,422	49,998,852	50,046,000
Federal Agencies	3132X0SB8	FARMER MAC	8/10/17	4/19/18	1.25	10,000,000	9,998,000	9,998,659	9,991,900
Federal Agencies	3132X0SB8	FARMER MAC	4/19/17	4/19/18	1.25	50,000,000	50,000,000	50,000,000	49,959,500
Federal Agencies	31331KJB7	FEDERAL FARM CREDIT BANK	2/2/16	4/25/18	3.00	14,230,000	14,876,184	14,369,093	14,366,789
Federal Agencies	3135G0WJ8	FANNIE MAE	5/23/13	5/21/18	0.88	25,000,000	24,786,500	24,976,473	24,937,750
Federal Agencies	3130A8VL4	FEDERAL HOME LOAN BANK	8/24/16	5/24/18	1.00	10,000,000	10,000,000	10,000,000	9,976,600
Federal Agencies	3130A8VL4	FEDERAL HOME LOAN BANK	8/24/16	5/24/18	1.00	25,000,000	25,000,000	25,000,000	24,941,500
Federal Agencies	3134G9HC4	FREDDIE MAC	5/25/16	5/25/18	1.00	10,000,000	9,995,000	9,998,596	9,980,700
Federal Agencies	313385XL5	FED HOME LN DISCOUNT NT	5/30/17	5/30/18	0.00	50,000,000	49,376,458	49,376,458	49,629,500
Federal Agencies	3133EFCT2	FEDERAL FARM CREDIT BANK	9/8/15	6/8/18	1.29	25,000,000	25,000,000	25,000,000	25,026,500
Federal Agencies	3133EFCT2	FEDERAL FARM CREDIT BANK	9/8/15	6/8/18	1.29	50,000,000	50,000,000	50,000,000	50,053,000

Investment Inventory Pooled Fund

Type of Investment	CUSIP	Issuer Name	Maturity			Par Value	Book Value	Amortized	
			Settle Date	Date	Coupon			Book Value	Market Value
Federal Agencies	3133EEW48	FEDERAL FARM CREDIT BANK	6/11/15	6/11/18	1.28	50,000,000	49,996,000	49,999,190	50,052,000
Federal Agencies	3133EFSH1	FEDERAL FARM CREDIT BANK	12/18/15	6/14/18	1.17	25,000,000	24,952,250	24,988,181	24,970,250
Federal Agencies	3133EGGC3	FEDERAL FARM CREDIT BANK	6/20/16	6/20/18	1.36	25,000,000	25,000,000	25,000,000	25,041,250
Federal Agencies	3134G9UY1	FREDDIE MAC	6/29/16	6/29/18	1.00	25,000,000	25,000,000	25,000,000	24,930,250
Federal Agencies	3134G9UY1	FREDDIE MAC	6/29/16	6/29/18	1.00	25,000,000	25,000,000	25,000,000	24,930,250
Federal Agencies	3133EGBQ7	FEDERAL FARM CREDIT BANK	5/19/16	7/19/18	1.37	25,000,000	25,000,000	25,000,000	25,049,500
Federal Agencies	3133EGBQ7	FEDERAL FARM CREDIT BANK	5/19/16	7/19/18	1.37	25,000,000	25,000,000	25,000,000	25,049,500
Federal Agencies	3130A8U50	FEDERAL HOME LOAN BANK	7/29/16	7/25/18	0.83	22,250,000	22,223,211	22,240,185	22,156,773
Federal Agencies	3134G9Q67	FREDDIE MAC	7/27/16	7/27/18	1.05	25,000,000	25,000,000	25,000,000	24,923,750
Federal Agencies	3134G9Q67	FREDDIE MAC	7/27/16	7/27/18	1.05	25,000,000	24,983,750	24,997,705	24,923,750
Federal Agencies	3133EGFQ3	FEDERAL FARM CREDIT BANK	9/21/16	9/14/18	0.88	25,000,000	24,981,000	24,991,669	24,870,750
Federal Agencies	3130A9C90	FEDERAL HOME LOAN BANK	9/28/16	9/28/18	1.05	25,000,000	25,000,000	25,000,000	24,898,500
Federal Agencies	3133EGFK6	FEDERAL FARM CREDIT BANK	6/17/16	10/17/18	1.37	25,000,000	25,000,000	25,000,000	25,057,250
Federal Agencies	3133EGFK6	FEDERAL FARM CREDIT BANK	6/17/16	10/17/18	1.37	25,000,000	25,000,000	25,000,000	25,057,250
Federal Agencies	313376BR5	FEDERAL HOME LOAN BANK	12/20/16	12/14/18	1.75	15,000,000	15,127,350	15,071,766	15,037,800
Federal Agencies	313376BR5	FEDERAL HOME LOAN BANK	8/23/17	12/14/18	1.75	25,000,000	25,220,104	25,116,297	25,063,000
Federal Agencies	3133EGDM4	FEDERAL FARM CREDIT BANK	6/2/16	1/2/19	1.40	25,000,000	25,000,000	25,000,000	25,072,500
Federal Agencies	3133EGZV6	FEDERAL FARM CREDIT BANK	1/3/17	1/3/19	1.28	25,000,000	25,000,000	25,000,000	25,040,750
Federal Agencies	3134GAH23	FREDDIE MAC	1/17/17	1/17/19	1.25	25,000,000	25,000,000	25,000,000	24,989,750
Federal Agencies	3130A8V23	FEDERAL HOME LOAN BANK	7/28/16	1/25/19	1.05	25,000,000	25,000,000	25,000,000	24,817,500
Federal Agencies	3132X0EK3	FARMER MAC	1/25/16	1/25/19	1.47	25,000,000	25,000,000	25,000,000	25,047,500
Federal Agencies	3134GAS39	FREDDIE MAC	2/1/17	2/1/19	1.25	25,000,000	25,000,000	25,000,000	24,990,750
Federal Agencies	3133EGBU8	FEDERAL FARM CREDIT BANK	5/25/16	2/25/19	1.41	50,000,000	50,000,000	50,000,000	50,169,500
Federal Agencies	3132X0ED9	FARMER MAC	1/19/16	3/19/19	1.39	40,000,000	40,000,000	40,000,000	40,153,600
Federal Agencies	3134GBFR8	FREDDIE MAC	4/5/17	4/5/19	1.40	25,000,000	25,000,000	25,000,000	24,885,000
Federal Agencies	3136G3QP3	FANNIE MAE	5/24/16	5/24/19	1.25	10,000,000	10,000,000	10,000,000	9,937,700
Federal Agencies	3130ABF92	FEDERAL HOME LOAN BANK	5/12/17	5/28/19	1.38	30,000,000	29,943,300	29,956,449	29,904,600
Federal Agencies	3133EHLG6	FEDERAL FARM CREDIT BANK	5/30/17	5/30/19	1.32	27,000,000	26,983,800	26,987,240	26,871,750
Federal Agencies	3133EHMR1	FEDERAL FARM CREDIT BANK	6/12/17	6/12/19	1.38	50,000,000	50,000,000	50,000,000	49,795,500
Federal Agencies	313379EE5	FEDERAL HOME LOAN BANK	6/9/17	6/14/19	1.63	25,000,000	25,105,750	25,084,888	25,011,000
Federal Agencies	313379EE5	FEDERAL HOME LOAN BANK	8/23/17	6/14/19	1.63	25,000,000	25,186,615	25,097,216	25,011,000
Federal Agencies	313379EE5	FEDERAL HOME LOAN BANK	8/9/17	6/14/19	1.63	35,750,000	35,964,594	35,880,157	35,765,730
Federal Agencies	3134G9QW0	FREDDIE MAC	6/14/16	6/14/19	1.28	50,000,000	50,000,000	50,000,000	49,660,500
Federal Agencies	3130AC7C2	FEDERAL HOME LOAN BANK	8/23/17	7/11/19	1.40	15,000,000	15,009,483	15,004,850	14,937,900
Federal Agencies	3134G8YR2	FREDDIE MAC	7/12/16	7/12/19	1.25	50,000,000	50,000,000	50,000,000	49,804,500
Federal Agencies	3133EGED3	FEDERAL FARM CREDIT BANK	6/9/16	8/9/19	1.42	25,000,000	25,000,000	25,000,000	25,118,250
Federal Agencies	3133EGED3	FEDERAL FARM CREDIT BANK	6/9/16	8/9/19	1.42	25,000,000	25,000,000	25,000,000	25,118,250
Federal Agencies	3134G94F1	FREDDIE MAC	8/15/16	8/15/19	1.13	25,000,000	25,000,000	25,000,000	24,776,750
Federal Agencies	3133EGX67	FEDERAL FARM CREDIT BANK	12/20/16	8/20/19	1.36	50,000,000	50,000,000	50,000,000	50,180,500
Federal Agencies	3135G0P23	FANNIE MAE	8/30/16	8/23/19	1.25	20,000,000	20,000,000	20,000,000	19,821,000
Federal Agencies	3136G3X59	FANNIE MAE	8/23/16	8/23/19	1.10	25,000,000	25,000,000	25,000,000	24,755,000
Federal Agencies	3134G9GS0	FREDDIE MAC	5/26/16	8/26/19	1.25	25,000,000	25,000,000	25,000,000	24,796,250
Federal Agencies	3134GAHR8	FREDDIE MAC	9/23/16	9/23/19	1.25	25,000,000	25,000,000	25,000,000	24,936,000
Federal Agencies	3135G0Q30	FANNIE MAE	10/21/16	9/27/19	1.18	50,000,000	50,000,000	50,000,000	49,538,500
Federal Agencies	3132X0KH3	FARMER MAC	10/6/16	10/1/19	1.35	50,000,000	50,000,000	50,000,000	50,166,000
Federal Agencies	3134G8TG4	FREDDIE MAC	4/1/16	10/1/19	1.50	15,000,000	15,000,000	15,000,000	14,937,000
Federal Agencies	3130ACM92	FEDERAL HOME LOAN BANK	10/13/17	10/21/19	1.50	21,500,000	21,461,945	21,462,925	21,436,080

Investment Inventory Pooled Fund

Type of Investment	CUSIP	Issuer Name	Maturity		Coupon	Par Value	Book Value	Amortized	
			Settle Date	Date				Book Value	Market Value
Federal Agencies	3136G0T68	FANNIE MAE	8/28/17	10/24/19	1.33	14,000,000	13,968,220	13,970,845	13,902,420
Federal Agencies	3134GBHT2	FREDDIE MAC	9/12/17	10/25/19	1.63	50,000,000	50,024,500	50,022,915	49,960,500
Federal Agencies	3136G4FJ7	FANNIE MAE	10/25/16	10/25/19	1.20	25,000,000	25,000,000	25,000,000	24,584,500
Federal Agencies	3136G4E22	FANNIE MAE	10/28/16	10/30/19	1.13	50,000,000	49,950,000	49,966,819	49,242,500
Federal Agencies	3134GAVL5	FREDDIE MAC	11/4/16	11/4/19	1.17	100,000,000	100,000,000	100,000,000	98,919,000
Federal Agencies	3136G3LV5	FANNIE MAE	5/26/16	11/26/19	1.35	8,950,000	8,950,000	8,950,000	8,872,583
Federal Agencies	3133EGN43	FEDERAL FARM CREDIT BANK	12/2/16	12/2/19	1.40	50,000,000	50,000,000	50,000,000	50,236,500
Federal Agencies	3132X0PG0	FARMER MAC	2/10/17	1/3/20	1.30	50,000,000	50,000,000	50,000,000	50,112,500
Federal Agencies	3134G9VR5	FREDDIE MAC	7/6/16	1/6/20	1.25	25,000,000	25,000,000	25,000,000	24,842,500
Federal Agencies	313378J77	FEDERAL HOME LOAN BANK	5/17/17	3/13/20	1.88	15,710,000	15,843,849	15,822,039	15,770,169
Federal Agencies	3133EHZN6	FEDERAL FARM CREDIT BANK	9/20/17	3/20/20	1.45	20,000,000	19,979,400	19,980,349	19,871,800
Federal Agencies	3136G3TK1	FANNIE MAE	7/6/16	4/6/20	1.25	25,000,000	25,000,000	25,000,000	24,935,500
Federal Agencies	3136G4BL6	FANNIE MAE	10/17/16	4/17/20	1.25	15,000,000	15,000,000	15,000,000	14,768,550
Federal Agencies	3134GBLY6	FREDDIE MAC	5/8/17	5/8/20	1.50	25,000,000	25,000,000	25,000,000	24,986,750
Federal Agencies	3134GBP2	FREDDIE MAC	5/30/17	5/22/20	1.70	15,750,000	15,750,000	15,750,000	15,685,740
Federal Agencies	3133EHNK5	FEDERAL FARM CREDIT BANK	6/15/17	6/15/20	1.54	25,000,000	24,997,500	24,997,817	24,872,750
Federal Agencies	3133EHNK5	FEDERAL FARM CREDIT BANK	6/15/17	6/15/20	1.54	26,900,000	26,894,620	26,895,302	26,763,079
Federal Agencies	3134GBST0	FREDDIE MAC	6/22/17	6/22/20	1.65	14,675,000	14,675,000	14,675,000	14,585,189
Federal Agencies	3134GBTX0	FREDDIE MAC	6/29/17	6/29/20	1.75	50,000,000	49,990,000	49,991,141	49,916,000
Federal Agencies	3136G3TG0	FANNIE MAE	6/30/16	6/30/20	1.15	15,000,000	15,000,000	15,000,000	14,821,200
Federal Agencies	3133EHQB2	FEDERAL FARM CREDIT BANK	7/6/17	7/6/20	1.55	25,000,000	24,989,961	24,991,042	24,866,750
Federal Agencies	3130ABNV4	FEDERAL HOME LOAN BANK	7/13/17	7/13/20	1.75	50,000,000	50,000,000	50,000,000	49,837,500
Federal Agencies	3134GBXV9	FREDDIE MAC	7/13/17	7/13/20	1.85	50,000,000	50,000,000	50,000,000	49,844,500
Federal Agencies	3135G0T60	FANNIE MAE	8/1/17	7/30/20	1.50	50,000,000	49,848,500	49,861,240	49,667,000
Federal Agencies	3130ABZE9	FEDERAL HOME LOAN BANK	8/28/17	8/28/20	1.65	6,700,000	6,699,330	6,699,370	6,660,202
Federal Agencies	3130ABZN9	FEDERAL HOME LOAN BANK	8/28/17	8/28/20	1.80	25,000,000	25,000,000	25,000,000	24,941,750
Federal Agencies	3130ABZN9	FEDERAL HOME LOAN BANK	8/28/17	8/28/20	1.80	50,000,000	50,000,000	50,000,000	49,883,500
Federal Agencies	3130ACE26	FEDERAL HOME LOAN BANK	9/8/17	9/28/20	1.38	18,000,000	17,942,220	17,945,016	17,780,940
Federal Agencies	3130ACE26	FEDERAL HOME LOAN BANK	9/8/17	9/28/20	1.38	30,000,000	29,903,700	29,908,360	29,634,900
Federal Agencies	3132X0KR1	FARMER MAC	11/2/16	11/2/20	1.44	25,000,000	25,000,000	25,000,000	25,110,500
Federal Agencies	3134GBLR1	FREDDIE MAC	5/25/17	11/25/20	1.75	24,715,000	24,712,529	24,712,837	24,583,516
Federal Agencies	3133EGX75	FEDERAL FARM CREDIT BANK	12/21/16	12/21/20	1.43	50,000,000	50,000,000	50,000,000	50,200,000
Federal Agencies	3133EFTX5	FEDERAL FARM CREDIT BANK	12/24/15	12/24/20	1.57	100,000,000	100,000,000	100,000,000	100,832,000
Federal Agencies	3133EG4T9	FEDERAL FARM CREDIT BANK	1/25/17	1/25/21	1.40	20,000,000	20,000,000	20,000,000	20,057,000
Federal Agencies	3133EG4T9	FEDERAL FARM CREDIT BANK	1/25/17	1/25/21	1.40	20,000,000	20,000,000	20,000,000	20,057,000
Federal Agencies	3130AC2K9	FEDERAL HOME LOAN BANK	9/20/17	2/10/21	1.87	50,200,000	50,294,264	50,190,300	49,912,856
Federal Agencies	3134GBD58	FREDDIE MAC	8/30/17	2/26/21	1.80	5,570,000	5,570,000	5,569,471	5,536,580
Federal Agencies	3130AAYP7	FEDERAL HOME LOAN BANK	8/11/17	3/22/21	2.20	8,585,000	8,593,327	8,592,810	8,586,288
Federal Agencies	3134GBJ60	FREDDIE MAC	9/29/17	6/29/21	1.90	50,000,000	50,000,000	50,000,000	49,663,000
Federal Agencies	3134GBM25	FREDDIE MAC	10/2/17	7/1/21	1.92	50,000,000	50,000,000	50,000,000	49,741,500
Federal Agencies	3130ACF33	FEDERAL HOME LOAN BANK	9/18/17	9/13/21	1.88	25,000,000	24,934,010	24,929,691	24,812,500
Federal Agencies	3135G0Q89	FANNIE MAE	10/21/16	10/7/21	1.38	25,000,000	25,000,000	25,000,000	24,502,250
Federal Agencies	3133EGZJ7	FEDERAL FARM CREDIT BANK	10/25/16	10/25/21	1.38	14,500,000	14,500,000	14,500,000	14,118,215
Federal Agencies	3133EGZJ7	FEDERAL FARM CREDIT BANK	10/25/16	10/25/21	1.38	15,000,000	15,000,000	15,000,000	14,605,050
Federal Agencies	3133EGS97	FEDERAL FARM CREDIT BANK	12/8/16	12/8/21	1.51	25,000,000	25,000,000	25,000,000	25,166,250
Federal Agencies	3133EGS97	FEDERAL FARM CREDIT BANK	12/8/16	12/8/21	1.51	25,000,000	25,000,000	25,000,000	25,166,250
Federal Agencies	3130ACB60	FEDERAL HOME LOAN BANK	9/8/17	12/15/21	2.00	50,000,000	50,000,000	50,000,000	49,415,500
Federal Agencies	3134GAK52	FREDDIE MAC	1/26/17	1/26/22	1.13	17,300,000	17,300,000	17,300,000	17,287,371
Federal Agencies	3135G0T45	FANNIE MAE	6/6/17	4/5/22	1.88	25,000,000	25,072,250	25,066,188	24,836,750
Federal Agencies	3134GBQGG0	FREDDIE MAC	5/25/17	5/25/22	2.18	50,000,000	50,000,000	50,000,000	49,895,500

Investment Inventory Pooled Fund

Type of Investment	CUSIP	Issuer Name	Maturity			Par Value	Book Value	Amortized	
			Settle Date	Date	Coupon			Book Value	Market Value
Federal Agencies	3133EHL7	FEDERAL FARM CREDIT BANK	6/6/17	6/2/22	1.88	50,000,000	50,069,667	50,054,437	49,499,000
Federal Agencies	3133EHL7	FEDERAL FARM CREDIT BANK	6/9/17	6/2/22	1.88	50,000,000	50,015,729	49,997,699	49,499,000
Federal Agencies	3134GBF72	FREDDIE MAC	9/15/17	6/15/22	2.01	50,000,000	50,000,000	50,000,000	49,413,500
Federal Agencies	3134GBUK6	FREDDIE MAC	8/29/17	6/28/22	1.25	9,250,000	9,267,742	9,248,217	9,244,265
Federal Agencies	3134GBN73	FREDDIE MAC	10/2/17	7/1/22	2.07	50,000,000	50,000,000	50,000,000	49,765,000
Federal Agencies	3134GBXU1	FREDDIE MAC	7/27/17	7/27/22	2.25	31,575,000	31,575,000	31,575,000	31,418,388
Federal Agencies	3130AC7E8	FEDERAL HOME LOAN BANK	9/1/17	9/1/22	2.17	50,000,000	50,000,000	50,000,000	49,512,500
Subtotals					1.31	\$ 4,407,435,000	\$ 4,406,653,930	\$ 4,406,192,680	\$ 4,395,676,473
State/Local Agencies	13063CFC9	CALIFORNIA ST	11/5/13	11/1/17	1.75	\$ 16,500,000	\$ 16,558,905	\$ 16,500,000	\$ 16,500,000
State/Local Agencies	13063CPN4	CALIFORNIA ST	12/22/14	11/1/17	1.25	5,000,000	5,004,550	5,000,000	5,000,000
State/Local Agencies	13063CPN4	CALIFORNIA ST	11/25/14	11/1/17	1.25	50,000,000	50,121,500	50,000,000	50,000,000
State/Local Agencies	91411SZ11	UNIVERSITY OF CALIFORNIA	8/4/17	12/1/17	0.00	50,000,000	49,795,056	49,795,056	49,949,167
State/Local Agencies	91412GL52	UNIV OF CALIFORNIA CA REVENUE	6/30/16	5/15/18	0.99	2,470,000	2,470,000	2,470,000	2,462,467
State/Local Agencies	546456CY8	LOUISIANA ST CITIZENS PROPERT	11/30/16	6/1/18	6.13	4,500,000	4,822,065	4,624,594	4,631,805
State/Local Agencies	603786GJ7	MINNEAPOLIS MN REVENUE	12/1/16	8/1/18	4.88	1,000,000	1,057,030	1,025,607	1,027,850
State/Local Agencies	13063C4V9	CALIFORNIA ST	11/3/16	11/1/18	1.05	50,000,000	50,147,500	50,073,953	49,723,500
State/Local Agencies	13063DAB4	CALIFORNIA ST	4/27/17	4/1/19	1.59	23,000,000	23,000,000	23,000,000	22,944,110
State/Local Agencies	13063CKL3	CALIFORNIA ST	10/27/16	5/1/19	2.25	4,750,000	4,879,058	4,826,927	4,782,775
State/Local Agencies	91412GL60	UNIV OF CALIFORNIA CA REVENUE	6/30/16	5/15/19	1.23	2,000,000	2,000,000	2,000,000	1,981,320
State/Local Agencies	91412GSB2	UNIV OF CALIFORNIA CA REVENUE	10/5/15	7/1/19	1.80	4,180,000	4,214,443	4,195,317	4,177,199
State/Local Agencies	91412GSB2	UNIV OF CALIFORNIA CA REVENUE	10/2/15	7/1/19	1.80	16,325,000	16,461,640	16,385,629	16,314,062
State/Local Agencies	6055804W6	MISSISSIPPI ST	4/23/15	10/1/19	6.09	8,500,000	10,217,510	9,240,160	9,167,165
State/Local Agencies	977100CW4	WISCONSIN ST GEN FUND ANNUAL	8/16/16	5/1/20	1.45	18,000,000	18,000,000	18,000,000	17,793,360
State/Local Agencies	13066TY5	CALIFORNIA ST DEPT OF WTR RES	2/6/17	5/1/21	1.71	29,139,823	28,646,777	28,732,303	28,798,887
State/Local Agencies	91412GF59	UNIV OF CALIFORNIA CA REVENUE	8/9/16	5/15/21	1.91	1,769,000	1,810,695	1,799,936	1,760,633
Subtotals					1.42	\$ 287,133,823	\$ 289,206,729	\$ 287,669,481	\$ 287,014,300
Public Time Deposits	PP912NRE9	MISSION NATIONAL BK SF	2/21/17	2/21/18	1.15	\$ 240,000	\$ 240,000	\$ 240,000	\$ 240,000
Public Time Deposits	PP9F2HFF8	TRANS-PAC NATIONAL BK	3/21/17	3/21/18	1.35	240,000	240,000	240,000	240,000
Public Time Deposits	PP302GIL3	BANK OF SAN FRANCISCO	4/11/17	4/11/18	1.37	240,000	240,000	240,000	240,000
Public Time Deposits	PPA01U877	PREFERRED BANK LA CALIF	5/16/17	5/16/18	1.44	240,000	240,000	240,000	240,000
Subtotals					1.33	\$ 960,000	\$ 960,000	\$ 960,000	\$ 960,000
Negotiable CDs	89113WQN9	TORONTO DOMINION BANK NY	12/6/16	12/6/17	1.62	\$ 50,000,000	\$ 50,000,000	\$ 50,000,000	\$ 50,025,642
Negotiable CDs	06427KJV0	BANK OF MONTREAL CHICAGO	12/9/16	12/8/17	1.62	50,000,000	50,000,000	50,000,000	50,027,128
Negotiable CDs	78009NL61	ROYAL BANK OF CANADA NY	12/8/16	12/8/17	1.62	50,000,000	50,000,000	50,000,000	50,027,128
Negotiable CDs	78009NM60	ROYAL BANK OF CANADA NY	12/19/16	12/19/17	1.62	50,000,000	50,000,000	50,000,000	50,035,459
Negotiable CDs	78009NS56	ROYAL BANK OF CANADA NY	3/20/17	12/20/17	1.50	50,000,000	50,000,000	50,000,000	50,027,654
Negotiable CDs	78009NV37	ROYAL BANK OF CANADA NY	6/26/17	12/22/17	1.33	50,000,000	50,000,000	50,000,000	50,015,853
Negotiable CDs	96121T2D9	WESTPAC BANKING CORP NY	12/28/16	12/28/17	1.75	50,000,000	50,000,000	50,000,000	50,052,423
Negotiable CDs	06427KY84	BANK OF MONTREAL CHICAGO	5/3/17	1/29/18	1.39	25,000,000	25,000,000	25,000,000	25,018,195
Negotiable CDs	78009NW36	ROYAL BANK OF CANADA NY	7/5/17	4/5/18	1.39	50,000,000	50,000,000	50,000,000	50,036,228
Negotiable CDs	78009NT63	ROYAL BANK OF CANADA NY	5/10/17	5/10/18	1.47	50,000,000	50,000,000	50,000,000	50,013,161
Negotiable CDs	06417GZN1	BANK OF NOVA SCOTIA HOUSTON	10/16/17	5/14/18	1.54	50,000,000	50,000,000	50,000,000	50,034,698
Negotiable CDs	06417GX99	BANK OF NOVA SCOTIA HOUSTON	8/30/17	5/25/18	1.48	35,000,000	35,000,000	35,000,000	35,013,193
Negotiable CDs	89113W2C9	TORONTO DOMINION BANK NY	6/2/17	6/4/18	1.46	50,000,000	50,000,000	50,000,000	50,012,305
Negotiable CDs	78009NU46	ROYAL BANK OF CANADA NY	6/12/17	6/12/18	1.44	50,000,000	50,000,000	50,000,000	50,009,219
Negotiable CDs	89113XBB9	TORONTO DOMINION BANK NY	8/10/17	6/15/18	1.50	50,000,000	50,000,000	50,000,000	50,026,619
Negotiable CDs	89113XBV5	TORONTO DOMINION BANK NY	8/16/17	6/15/18	1.50	50,000,000	50,000,000	50,000,000	50,026,730

Investment Inventory Pooled Fund

Type of Investment	CUSIP	Issuer Name	Maturity			Par Value	Book Value	Amortized	
			Settle Date	Date	Coupon			Book Value	Market Value
Negotiable CDs	06371EDT1	BANK OF MONTREAL CHICAGO	7/6/17	7/2/18	1.44	50,000,000	50,000,000	50,000,000	50,008,422
Negotiable CDs	06371EMD6	BANK OF MONTREAL CHICAGO	9/1/17	7/2/18	1.50	50,000,000	50,000,000	50,000,000	50,029,028
Negotiable CDs	06371EQ77	BANK OF MONTREAL CHICAGO	10/4/17	7/2/18	1.43	50,000,000	50,000,000	50,000,000	50,004,489
Negotiable CDs	89113W5H5	TORONTO DOMINION BANK NY	7/6/17	7/2/18	1.55	50,000,000	50,000,000	50,000,000	50,044,611
Negotiable CDs	89113XAT1	TORONTO DOMINION BANK NY	8/8/17	7/2/18	1.48	50,000,000	50,000,000	50,000,000	50,021,863
Negotiable CDs	96121T3R7	WESTPAC BANKING CORP NY	7/17/17	7/2/18	1.39	50,000,000	50,000,000	50,000,000	49,991,569
Negotiable CDs	78009NX50	ROYAL BANK OF CANADA NY	7/24/17	7/24/18	1.44	50,000,000	50,000,000	50,000,000	50,010,189
Negotiable CDs	96121T3W6	WESTPAC BANKING CORP NY	7/26/17	7/26/18	1.39	50,000,000	50,000,000	50,000,000	49,992,422
Negotiable CDs	96121T4D7	WESTPAC BANKING CORP NY	8/9/17	8/9/18	1.53	50,000,000	50,000,000	50,000,000	50,009,565
Negotiable CDs	06371EQJ9	BANK OF MONTREAL CHICAGO	10/3/17	10/1/18	1.46	50,000,000	50,000,000	50,000,000	49,978,072
Negotiable CDs	96121T4S4	WESTPAC BANKING CORP NY	10/1/17	10/15/18	1.43	50,000,000	50,000,000	50,000,000	49,964,974
Negotiable CDs	06371ERP4	BANK OF MONTREAL CHICAGO	10/16/17	10/25/18	1.45	45,000,000	45,000,000	45,000,000	44,977,219
Negotiable CDs	06417GZR2	BANK OF NOVA SCOTIA HOUSTON	10/25/17	10/25/18	1.44	50,000,000	50,000,000	50,000,000	49,969,262
Negotiable CDs	89113XJJ4	TORONTO DOMINION BANK NY	10/18/17	10/25/18	1.44	50,000,000	50,000,000	50,000,000	49,968,643
Negotiable CDs	06371EFH5	BANK OF MONTREAL CHICAGO	7/17/17	1/17/19	1.58	50,000,000	50,000,000	50,000,000	49,970,000
Negotiable CDs	06427KSW8	BANK OF MONTREAL CHICAGO	3/9/17	3/8/19	1.60	27,838,000	27,838,000	27,838,000	27,837,944
Subtotals					1.49	\$ 1,532,838,000	\$ 1,532,838,000	\$ 1,532,838,000	\$ 1,533,179,908
Commercial Paper	47816FY13	JOHNSON & JOHNSON	10/2/17	11/1/17	0.00	\$ 17,000,000	\$ 16,984,417	\$ 17,000,000	\$ 17,000,000
Commercial Paper	89233GY18	TOYOTA MOTOR CREDIT CORP	10/31/17	11/1/17	0.00	50,000,000	49,998,569	50,000,000	50,000,000
Commercial Paper	47816FYA3	JOHNSON & JOHNSON	10/27/17	11/10/17	0.00	30,000,000	29,987,283	29,991,825	29,990,850
Commercial Paper	47816FYA3	JOHNSON & JOHNSON	10/27/17	11/10/17	0.00	33,000,000	32,985,627	32,990,760	32,989,935
Commercial Paper	06538BYD9	BANK TOKYO-MIT UFJ NY	10/2/17	11/13/17	0.00	27,000,000	26,960,940	26,988,840	26,989,020
Commercial Paper	06538BYF4	BANK TOKYO-MIT UFJ NY	10/13/17	11/15/17	0.00	33,000,000	32,962,793	32,984,215	32,984,343
Commercial Paper	06538BYL1	BANK TOKYO-MIT UFJ NY	10/30/17	11/20/17	0.00	40,000,000	39,971,767	39,974,456	39,974,244
Commercial Paper	06538BZB2	BANK TOKYO-MIT UFJ NY	10/4/17	12/11/17	0.00	38,000,000	37,907,407	37,945,533	37,948,489
Commercial Paper	89233GZF6	TOYOTA MOTOR CREDIT CORP	4/7/17	12/15/17	0.00	50,000,000	49,538,000	49,538,000	49,925,444
Commercial Paper	89233GZF6	TOYOTA MOTOR CREDIT CORP	6/19/17	12/15/17	0.00	50,000,000	49,671,833	49,671,833	49,925,444
Commercial Paper	06538BZN6	BANK TOKYO-MIT UFJ NY	10/25/17	12/22/17	0.00	50,000,000	49,895,278	49,907,917	49,913,583
Commercial Paper	89233HA87	TOYOTA MOTOR CREDIT CORP	10/3/17	1/8/18	0.00	50,000,000	49,831,597	49,881,944	49,881,944
Commercial Paper	06538CAC5	BANK TOKYO-MIT UFJ NY	10/31/17	1/12/18	0.00	40,000,000	39,892,122	39,893,600	39,900,000
Commercial Paper	06538CAR2	BANK TOKYO-MIT UFJ NY	10/26/17	1/25/18	0.00	32,000,000	31,889,182	31,896,489	31,905,556
Commercial Paper	89233HC28	TOYOTA MOTOR CREDIT CORP	6/7/17	3/2/18	0.00	50,000,000	49,482,611	49,482,611	49,769,764
Commercial Paper	89233HCP7	TOYOTA MOTOR CREDIT CORP	6/26/17	3/23/18	0.00	50,000,000	49,456,250	49,456,250	49,729,806
Commercial Paper	89233HCW2	TOYOTA MOTOR CREDIT CORP	7/6/17	3/30/18	0.00	50,000,000	49,440,042	49,440,042	49,716,486
Commercial Paper	06538CDQ1	BANK TOKYO-MIT UFJ NY	10/18/17	4/24/18	0.00	40,000,000	39,680,400	39,704,200	39,735,133
Commercial Paper	06538CF89	BANK TOKYO-MIT UFJ NY	9/12/17	6/8/18	0.00	50,000,000	49,417,167	49,417,167	49,558,958
Commercial Paper	06538CFF3	BANK TOKYO-MIT UFJ NY	9/19/17	6/15/18	0.00	50,000,000	49,417,167	49,510,333	49,544,861
Subtotals					0.00	\$ 830,000,000	\$ 825,370,451	\$ 825,676,015	\$ 827,383,862
Medium Term Notes	459200HK0	IBM CORP	5/6/16	2/8/18	1.25	\$ 11,450,000	\$ 11,519,616	\$ 11,460,718	\$ 11,444,161
Medium Term Notes	89236TDN2	TOYOTA MOTOR CREDIT CORP	1/9/17	1/9/19	1.61	50,000,000	50,000,000	50,000,000	50,084,500
Subtotals					1.54	\$ 61,450,000	\$ 61,519,616	\$ 61,460,718	\$ 61,528,661
Money Market Funds	09248U718	BLACKROCK LIQ INST GOV FUND	10/31/17	11/1/17	0.92	\$ 55,029,223	\$ 55,029,223	\$ 55,029,223	\$ 55,029,223
Money Market Funds	31607A703	FIDELITY INST GOV FUND	10/31/17	11/1/17	0.96	266,685,373	266,685,373	266,685,373	266,685,373
Money Market Funds	61747C707	MORGAN STANLEY INST GOVT FUN	10/31/17	11/1/17	0.92	100,558,825	100,558,825	100,558,825	100,558,825
Subtotals					0.94	\$ 422,273,421	\$ 422,273,421	\$ 422,273,421	\$ 422,273,421

Investment Inventory Pooled Fund

Type of Investment	CUSIP	Issuer Name	Settle Date	Maturity		Coupon	Par Value	Book Value	Amortized	
				Date	Date				Book Value	Market Value
Supranationals	45818LPU8	INTER-AMERICAN DEVEL BANK	10/30/17	11/27/17	0.00	\$ 26,565,000	\$ 26,542,272	\$ 26,543,896	\$ 26,545,608	
Supranationals	45905UXQ2	INTL BK RECON & DEVELOP	7/27/16	1/26/18	1.36	25,000,000	25,000,000	25,000,000	25,004,000	
Supranationals	45950VFH4	INTL FINANCE CORP	11/15/16	2/2/18	1.25	30,000,000	29,967,600	29,993,214	29,997,900	
Supranationals	45950VKP0	INTL FINANCE CORP	3/6/17	3/6/18	1.29	50,000,000	50,000,000	50,000,000	50,000,500	
Supranationals	459058ER0	INTL BK RECON & DEVELOP	10/7/15	10/5/18	1.00	25,000,000	24,957,500	24,986,869	24,888,500	
Supranationals	45905UZJ6	INTL BANK RECON & DEVELOPMEN	6/2/17	10/25/19	1.30	25,000,000	24,845,000	24,871,926	24,715,250	
Supranationals	45905UZJ6	INTL BK RECON & DEVELOP	6/2/17	10/25/19	1.30	29,300,000	29,118,340	29,149,897	28,966,273	
Supranationals	459058FZ1	INTL BK RECON & DEVELOP	3/21/17	4/21/20	1.88	50,000,000	49,956,500	49,965,185	50,073,500	
Supranationals	4581X0CX4	INTER-AMERICAN DEVEL BK	4/12/17	5/12/20	1.63	25,000,000	24,940,750	24,951,432	24,894,000	
Supranationals	459058GA5	INTL BK RECON & DEVELOPMENT	8/29/17	9/4/20	1.63	50,000,000	49,989,500	49,990,110	49,693,500	
Subtotals						1.33	\$ 335,865,000	\$ 335,317,462	\$ 335,452,527	\$ 334,779,031
Grand Totals						1.20	\$ 8,352,955,244	\$ 8,346,961,962	\$ 8,345,720,822	\$ 8,334,316,655

Monthly Investment Earnings Pooled Fund

For month ended October 31, 2017

Type of Investment	CUSIP	Issuer Name	Par Value	Coupon	YTM ¹	Settle Date	Maturity Date	Earned Interest	Amort. Expense	Realized Gain/(Loss)	Earned Income (Net Earnings)
U.S. Treasuries	912828M72	US TSY NT	\$ 50,000,000	0.88	1.00	12/17/15	11/30/17	\$ 37,056	\$ 5,088	\$ -	\$ 42,144
U.S. Treasuries	912828M72	US TSY NT	50,000,000	0.88	1.00	12/17/15	11/30/17	37,056	5,258	-	42,314
U.S. Treasuries	912796LX5	TREASURY BILL	25,000,000	0.00	1.07	4/27/17	4/26/18	22,819	-	-	22,819
U.S. Treasuries	912828XF2	US TREASURY	50,000,000	1.13	1.26	6/14/17	6/15/18	47,643	5,790	-	53,433
U.S. Treasuries	912828XS4	US TREASURY	50,000,000	1.25	1.36	6/20/17	5/31/19	52,937	4,520	-	57,457
U.S. Treasuries	912828XU9	US TREASURY	50,000,000	1.50	1.51	6/20/17	6/15/20	63,525	499	-	64,024
U.S. Treasuries	912828S27	US TREASURY	25,000,000	1.13	1.64	8/15/17	6/30/21	23,692	10,526	-	34,218
U.S. Treasuries	912828T67	US TSY NT	50,000,000	1.25	1.43	11/10/16	10/31/21	52,678	7,268	-	59,946
U.S. Treasuries	912828U65	US TSY NT	100,000,000	1.75	1.90	12/13/16	11/30/21	148,224	11,755	-	159,979
U.S. Treasuries	912828XW5	US TREASURY	25,000,000	1.75	1.77	8/15/17	6/30/22	36,855	391	-	37,246
Subtotals			\$ 475,000,000					\$ 522,485	\$ 51,096	\$ -	\$ 573,581
Federal Agencies	313385MM5	FED HOME LN DISCOUNT NT	\$ -	0.00	0.96	10/2/17	10/3/17	\$ 2,667	\$ -	\$ -	\$ 2,667
Federal Agencies	313385MM5	FED HOME LN DISCOUNT NT	-	0.00	0.96	10/2/17	10/3/17	-	533	-	533
Federal Agencies	313385MN3	FED HOME LN DISCOUNT NT	-	0.00	0.90	9/29/17	10/4/17	5,250	-	-	5,250
Federal Agencies	313385MN3	FED HOME LN DISCOUNT NT	-	0.00	1.00	10/3/17	10/4/17	-	2,778	-	2,778
Federal Agencies	313385MN3	FED HOME LN DISCOUNT NT	-	0.00	1.00	10/3/17	10/4/17	-	1,389	-	1,389
Federal Agencies	313385MN3	FED HOME LN DISCOUNT NT	-	0.00	1.00	10/3/17	10/4/17	-	1,389	-	1,389
Federal Agencies	313385MP8	FED HOME LN DISCOUNT NT	-	0.00	1.00	10/4/17	10/5/17	-	2,778	-	2,778
Federal Agencies	313385MP8	FED HOME LN DISCOUNT NT	-	0.00	1.00	10/4/17	10/5/17	-	1,389	-	1,389
Federal Agencies	313385MP8	FED HOME LN DISCOUNT NT	-	0.00	1.00	10/4/17	10/5/17	-	1,389	-	1,389
Federal Agencies	313385MQ6	FED HOME LN DISCOUNT NT	-	0.00	1.00	10/5/17	10/6/17	-	2,778	-	2,778
Federal Agencies	313385MQ6	FED HOME LN DISCOUNT NT	-	0.00	1.00	10/5/17	10/6/17	-	1,389	-	1,389
Federal Agencies	313385MU7	FED HOME LN DISCOUNT NT	-	0.00	1.00	10/6/17	10/10/17	-	11,111	-	11,111
Federal Agencies	313385MU7	FED HOME LN DISCOUNT NT	-	0.00	1.00	10/6/17	10/10/17	-	5,556	-	5,556
Federal Agencies	313385MU7	FED HOME LN DISCOUNT NT	-	0.00	1.00	10/6/17	10/10/17	-	5,556	-	5,556
Federal Agencies	313385MV5	FED HOME LN DISCOUNT NT	-	0.00	1.00	10/10/17	10/11/17	-	2,778	-	2,778
Federal Agencies	313385MV5	FED HOME LN DISCOUNT NT	-	0.00	1.00	10/10/17	10/11/17	-	1,389	-	1,389
Federal Agencies	313385MV5	FED HOME LN DISCOUNT NT	-	0.00	1.00	10/10/17	10/11/17	-	1,389	-	1,389
Federal Agencies	313385MV5	FED HOME LN DISCOUNT NT	-	0.00	1.00	10/10/17	10/11/17	556	-	-	556
Federal Agencies	313385MW3	FED HOME LN DISCOUNT NT	-	0.00	1.00	10/11/17	10/12/17	-	1,389	-	1,389
Federal Agencies	313385MW3	FED HOME LN DISCOUNT NT	-	0.00	1.00	10/11/17	10/12/17	-	1,111	-	1,111
Federal Agencies	313385MW3	FED HOME LN DISCOUNT NT	-	0.00	1.00	10/12/17	10/13/17	-	2,778	-	2,778
Federal Agencies	313385MX1	FED HOME LN DISCOUNT NT	-	0.00	1.00	10/12/17	10/13/17	-	5,556	-	5,556
Federal Agencies	313385MX1	FED HOME LN DISCOUNT NT	-	0.00	1.00	10/12/17	10/13/17	-	833	-	833
Federal Agencies	313385NA0	FED HOME LN DISCOUNT NT	-	0.00	1.00	10/13/17	10/16/17	-	8,333	-	8,333
Federal Agencies	313385NA0	FED HOME LN DISCOUNT NT	-	0.00	1.00	10/13/17	10/16/17	-	4,167	-	4,167
Federal Agencies	313385NA0	FED HOME LN DISCOUNT NT	-	0.00	1.00	10/13/17	10/16/17	-	4,167	-	4,167
Federal Agencies	313385NB8	FED HOME LN DISCOUNT NT	-	0.00	1.00	10/16/17	10/17/17	-	2,778	-	2,778
Federal Agencies	313385NB8	FED HOME LN DISCOUNT NT	-	0.00	1.00	10/16/17	10/17/17	-	1,389	-	1,389
Federal Agencies	313385NB8	FED HOME LN DISCOUNT NT	-	0.00	1.00	10/16/17	10/17/17	-	1,389	-	1,389
Federal Agencies	313385NC6	FED HOME LN DISCOUNT NT	-	0.00	1.00	10/17/17	10/18/17	-	2,778	-	2,778
Federal Agencies	313385NC6	FED HOME LN DISCOUNT NT	-	0.00	1.00	10/17/17	10/18/17	-	2,083	-	2,083
Federal Agencies	313385ND4	FED HOME LN DISCOUNT NT	-	0.00	1.00	10/18/17	10/19/17	-	2,778	-	2,778
Federal Agencies	313385ND4	FED HOME LN DISCOUNT NT	-	0.00	1.00	10/18/17	10/19/17	-	1,389	-	1,389
Federal Agencies	313385NE2	FED HOME LN DISCOUNT NT	-	0.00	1.00	10/19/17	10/20/17	-	2,778	-	2,778
Federal Agencies	313385NE2	FED HOME LN DISCOUNT NT	-	0.00	1.00	10/19/17	10/20/17	-	1,667	-	1,667
Federal Agencies	313385NH5	FED HOME LN DISCOUNT NT	-	0.00	1.00	10/20/17	10/23/17	-	8,333	-	8,333
Federal Agencies	313385NH5	FED HOME LN DISCOUNT NT	-	0.00	1.00	10/20/17	10/23/17	-	5,833	-	5,833
Federal Agencies	313385NJ1	FED HOME LN DISCOUNT NT	-	0.00	1.00	10/23/17	10/24/17	-	2,778	-	2,778
Federal Agencies	313385NJ1	FED HOME LN DISCOUNT NT	-	0.00	1.00	10/23/17	10/24/17	-	2,778	-	2,778
Federal Agencies	313385NK8	FED HOME LN DISCOUNT NT	-	0.00	1.00	10/24/17	10/25/17	-	2,778	-	2,778
Federal Agencies	313385NK8	FED HOME LN DISCOUNT NT	-	0.00	1.00	10/24/17	10/25/17	-	1,389	-	1,389

Monthly Investment Earnings Pooled Fund

Type of Investment	CUSIP	Issuer Name	Par Value	Coupon	YTM ¹	Settle Date	Maturity Date	Earned Interest	Amort. Expense	Realized Gain/(Loss)	Earned Income /Net Earnings
Federal Agencies	313385NK8	FED HOME LN DISCOUNT NT	-	0.00	1.00	10/24/17	10/25/17	-	1,389	-	1,389
Federal Agencies	313385NK8	FED HOME LN DISCOUNT NT	-	0.00	1.00	10/24/17	10/25/17	-	1,944	-	1,944
Federal Agencies	3130A6LZ8	FEDERAL HOME LOAN BANK	-	0.63	0.82	4/28/16	10/26/17	10,851	3,228	-	14,079
Federal Agencies	313385NL6	FED HOME LN DISCOUNT NT	-	0.00	1.00	10/25/17	10/26/17	-	2,778	-	2,778
Federal Agencies	313385NL6	FED HOME LN DISCOUNT NT	-	0.00	1.00	10/25/17	10/26/17	-	1,389	-	1,389
Federal Agencies	313385NL6	FED HOME LN DISCOUNT NT	-	0.00	1.00	10/25/17	10/26/17	-	1,389	-	1,389
Federal Agencies	313385NL6	FED HOME LN DISCOUNT NT	-	0.00	1.00	10/25/17	10/26/17	-	1,389	-	1,389
Federal Agencies	313385NL6	FED HOME LN DISCOUNT NT	-	0.00	1.00	10/25/17	10/26/17	-	1,389	-	1,389
Federal Agencies	313385NM4	FED HOME LN DISCOUNT NT	-	0.00	1.00	10/26/17	10/27/17	-	2,778	-	2,778
Federal Agencies	313385NM4	FED HOME LN DISCOUNT NT	-	0.00	1.00	10/26/17	10/27/17	-	1,389	-	1,389
Federal Agencies	313385NM4	FED HOME LN DISCOUNT NT	-	0.00	1.00	10/26/17	10/27/17	-	1,389	-	1,389
Federal Agencies	313385NM4	FED HOME LN DISCOUNT NT	-	0.00	1.00	10/26/17	10/27/17	-	1,389	-	1,389
Federal Agencies	313385NM4	FED HOME LN DISCOUNT NT	-	0.00	1.00	10/26/17	10/27/17	-	1,389	-	1,389
Federal Agencies	313385NQ5	FED HOME LN DISCOUNT NT	-	0.00	0.98	10/27/17	10/30/17	-	8,167	-	8,167
Federal Agencies	313385NQ5	FED HOME LN DISCOUNT NT	-	0.00	0.98	10/27/17	10/30/17	-	4,083	-	4,083
Federal Agencies	313385NQ5	FED HOME LN DISCOUNT NT	-	0.00	0.98	10/27/17	10/30/17	-	4,083	-	4,083
Federal Agencies	313385NQ5	FED HOME LN DISCOUNT NT	-	0.00	0.98	10/27/17	10/30/17	-	4,083	-	4,083
Federal Agencies	313385NQ5	FED HOME LN DISCOUNT NT	-	0.00	0.98	10/27/17	10/30/17	-	4,083	-	4,083
Federal Agencies	313385NS1	FED HOME LN DISCOUNT NT	27,500,000	0.00	0.95	10/30/17	11/1/17	-	1,451	-	1,451
Federal Agencies	313589NS8	FANNIE DISCOUNT NOTE	37,825,000	0.00	0.95	10/31/17	11/1/17	-	998	-	998
Federal Agencies	313589NS8	FANNIE DISCOUNT NOTE	100,000,000	0.00	0.95	10/31/17	11/1/17	-	2,639	-	2,639
Federal Agencies	313385NZ5	FED HOME LN DISCOUNT NT	50,000,000	0.00	1.01	10/27/17	11/8/17	-	7,014	-	7,014
Federal Agencies	313385PA8	FED HOME LN DISCOUNT NT	40,000,000	0.00	1.01	10/26/17	11/9/17	-	6,700	-	6,700
Federal Agencies	3133EEBR0	FEDERAL FARM CREDIT BANK	25,000,000	1.27	1.79	11/18/14	11/13/17	27,293	318	-	27,612
Federal Agencies	3133EEJ76	FEDERAL FARM CREDIT BANK	25,000,000	1.31	1.59	8/20/15	11/13/17	28,175	323	-	28,498
Federal Agencies	3134G44F2	FREDDIE MAC	50,000,000	0.80	0.80	5/21/13	11/21/17	33,333	-	-	33,333
Federal Agencies	3130A3HF4	FEDERAL HOME LOAN BANK	25,000,000	1.13	1.19	12/22/14	12/8/17	23,438	1,275	-	24,712
Federal Agencies	313385QF6	FED HOME LN DISCOUNT NT	50,000,000	0.00	1.01	4/7/17	12/8/17	43,056	-	-	43,056
Federal Agencies	3137EADX4	FREDDIE MAC	25,000,000	1.00	1.06	12/11/15	12/15/17	20,833	1,307	-	22,141
Federal Agencies	3133EEFE5	FEDERAL FARM CREDIT BANK	50,000,000	1.13	1.18	12/19/14	12/18/17	46,875	2,421	-	49,296
Federal Agencies	3133EEMH0	FEDERAL FARM CREDIT BANK	4,000,000	1.29	1.32	5/27/15	2/2/18	4,426	16	-	4,442
Federal Agencies	3133EEMH0	FEDERAL FARM CREDIT BANK	35,000,000	1.29	1.46	2/2/15	2/2/18	38,725	597	-	39,322
Federal Agencies	3133EEA00	FEDERAL FARM CREDIT BANK	-	1.27	1.27	11/5/14	2/5/18	2,647	-	20,107	22,754
Federal Agencies	3133EEA00	FEDERAL FARM CREDIT BANK	25,000,000	1.28	1.38	11/5/14	2/5/18	27,488	215	-	27,703
Federal Agencies	3133EEA00	FEDERAL FARM CREDIT BANK	50,000,000	1.28	1.38	11/5/14	2/5/18	54,975	429	-	55,404
Federal Agencies	3133EFNK9	FEDERAL FARM CREDIT BANK	25,000,000	1.32	1.39	11/9/15	2/9/18	28,353	214	-	28,568
Federal Agencies	3132X0JL6	FARMER MAC	50,000,000	0.88	0.88	9/1/16	3/1/18	36,458	-	-	36,458
Federal Agencies	313313TY4	FED FARM CRD DISCOUNT NT	25,000,000	0.00	1.08	4/18/17	3/7/18	23,035	-	-	23,035
Federal Agencies	313313TY4	FED FARM CRD DISCOUNT NT	25,000,000	0.00	1.08	4/18/17	3/7/18	23,035	-	-	23,035
Federal Agencies	3133EEN71	FEDERAL FARM CREDIT BANK	50,000,000	1.27	1.31	5/22/15	3/22/18	54,751	225	-	54,975
Federal Agencies	3133EFW8	FEDERAL FARM CREDIT BANK	25,000,000	1.40	1.43	1/26/16	3/26/18	30,108	110	-	30,218
Federal Agencies	3137EAEA3	FREDDIE MAC	25,000,000	0.75	0.94	2/8/17	4/9/18	15,625	4,030	-	19,655
Federal Agencies	3133EEZC7	FEDERAL FARM CREDIT BANK	50,000,000	1.29	1.32	4/16/15	4/16/18	55,401	214	-	55,616
Federal Agencies	3132X0SB8	FARMER MAC	10,000,000	1.25	1.28	8/10/17	4/19/18	10,417	246	-	10,663
Federal Agencies	3132X0SB8	FARMER MAC	50,000,000	1.25	1.25	4/19/17	4/19/18	52,083	-	-	52,083
Federal Agencies	31331KJB7	FEDERAL FARM CREDIT BANK	14,230,000	3.00	0.94	2/2/16	4/25/18	35,575	(24,639)	-	10,936
Federal Agencies	3135G0WJ8	FANNIE MAE	25,000,000	0.88	1.05	5/23/13	5/21/18	18,229	3,629	-	21,858
Federal Agencies	3130A8VL4	FEDERAL HOME LOAN BANK	10,000,000	1.00	1.00	8/24/16	5/24/18	8,333	-	-	8,333
Federal Agencies	3130A8VL4	FEDERAL HOME LOAN BANK	25,000,000	1.00	1.00	8/24/16	5/24/18	20,833	-	-	20,833
Federal Agencies	3134G9HC4	FREDDIE MAC	10,000,000	1.00	1.03	5/25/16	5/25/18	8,333	212	-	8,546
Federal Agencies	313385XL5	FED HOME LN DISCOUNT NT	50,000,000	0.00	1.25	5/30/17	5/30/18	52,958	-	-	52,958
Federal Agencies	3133EFC72	FEDERAL FARM CREDIT BANK	25,000,000	1.29	1.29	9/8/15	6/8/18	27,804	-	-	27,804
Federal Agencies	3133EFC72	FEDERAL FARM CREDIT BANK	50,000,000	1.29	1.29	9/8/15	6/8/18	55,607	-	-	55,607
Federal Agencies	3133EEW48	FEDERAL FARM CREDIT BANK	50,000,000	1.28	1.29	6/11/15	6/11/18	55,176	113	-	55,289

Monthly Investment Earnings Pooled Fund

Type of Investment	CUSIP	Issuer Name	Par Value	Coupon	YTM	Settle Date	Maturity Date	Earned Interest	Amort. Expense	Realized Gain/(Loss)	Earned Income / Net Earnings
Federal Agencies	3133EFSH1	FEDERAL FARM CREDIT BANK	25,000,000	1.17	1.25	12/18/15	6/14/18	24,375	1,626	-	26,003
Federal Agencies	3133EGGC3	FEDERAL FARM CREDIT BANK	25,000,000	1.36	1.36	6/20/16	6/20/18	29,217	-	-	29,217
Federal Agencies	3134G9UY1	FREDDIE MAC	25,000,000	1.00	1.00	6/29/16	6/29/18	20,833	-	-	20,833
Federal Agencies	3134G9UY1	FREDDIE MAC	25,000,000	1.00	1.00	6/29/16	6/29/18	20,833	-	-	20,833
Federal Agencies	3133EGBQ7	FEDERAL FARM CREDIT BANK	25,000,000	1.37	1.37	5/19/16	7/19/18	29,438	-	-	29,438
Federal Agencies	3133EGBQ7	FEDERAL FARM CREDIT BANK	25,000,000	1.37	1.37	5/19/16	7/19/18	29,438	-	-	29,438
Federal Agencies	3130A8U50	FEDERAL HOME LOAN BANK	22,250,000	0.83	0.89	7/29/16	7/25/18	15,390	1,144	-	16,533
Federal Agencies	3134G9C67	FREDDIE MAC	25,000,000	1.05	1.05	7/27/16	7/27/18	21,875	-	-	21,875
Federal Agencies	3134G9C67	FREDDIE MAC	25,000,000	1.05	1.06	7/27/16	7/27/18	21,875	265	-	22,140
Federal Agencies	3133EGFQ3	FEDERAL FARM CREDIT BANK	25,000,000	0.88	0.91	9/21/16	9/14/18	18,229	815	-	19,044
Federal Agencies	3130A9C90	FEDERAL HOME LOAN BANK	25,000,000	1.05	1.05	9/28/16	9/28/18	21,875	-	-	21,875
Federal Agencies	3133EGFK6	FEDERAL FARM CREDIT BANK	25,000,000	1.37	1.37	6/17/16	10/17/18	29,397	-	-	29,397
Federal Agencies	3133EGFK6	FEDERAL FARM CREDIT BANK	25,000,000	1.37	1.37	6/17/16	10/17/18	29,397	-	-	29,397
Federal Agencies	313376BR5	FEDERAL HOME LOAN BANK	15,000,000	1.75	1.31	12/20/16	12/14/18	21,875	(5,453)	-	16,422
Federal Agencies	313376BR5	FEDERAL HOME LOAN BANK	25,000,000	1.75	1.33	8/23/17	12/14/18	36,458	(8,836)	-	27,622
Federal Agencies	3133EGDM4	FEDERAL FARM CREDIT BANK	25,000,000	1.40	1.40	6/2/16	1/2/19	30,029	-	-	30,029
Federal Agencies	3133EG2V6	FEDERAL FARM CREDIT BANK	25,000,000	1.28	1.28	1/3/17	1/3/19	27,603	-	-	27,603
Federal Agencies	3134GAH23	FREDDIE MAC	25,000,000	1.25	1.25	1/17/17	1/17/19	26,042	-	-	26,042
Federal Agencies	3130A8VZ3	FEDERAL HOME LOAN BANK	25,000,000	1.05	1.05	7/28/16	1/25/19	21,875	-	-	21,875
Federal Agencies	3132X0EK3	FARMER MAC	25,000,000	1.47	1.47	1/25/16	1/25/19	30,707	-	-	30,707
Federal Agencies	3134GAS39	FREDDIE MAC	25,000,000	1.25	1.25	2/1/17	2/1/19	26,042	-	-	26,042
Federal Agencies	3133EGBU8	FEDERAL FARM CREDIT BANK	50,000,000	1.41	1.41	5/25/16	2/25/19	60,810	-	-	60,810
Federal Agencies	3132X0ED9	FARMER MAC	40,000,000	1.39	1.39	1/19/16	3/19/19	48,012	-	-	48,012
Federal Agencies	3134GBFR8	FREDDIE MAC	25,000,000	1.40	1.40	4/5/17	4/5/19	29,167	-	-	29,167
Federal Agencies	3136G3QP3	FANNIE MAE	10,000,000	1.25	1.25	5/24/16	5/24/19	10,417	-	-	10,417
Federal Agencies	3130ABF92	FEDERAL HOME LOAN BANK	30,000,000	1.38	1.47	5/12/17	5/28/19	34,375	2,356	-	36,731
Federal Agencies	3133EHLG6	FEDERAL FARM CREDIT BANK	27,000,000	1.32	1.35	5/30/17	5/30/19	29,700	688	-	30,388
Federal Agencies	3133EHMR1	FEDERAL FARM CREDIT BANK	50,000,000	1.38	1.38	6/12/17	6/12/19	57,292	-	-	57,292
Federal Agencies	313379EE5	FEDERAL HOME LOAN BANK	25,000,000	1.63	1.41	6/9/17	6/14/19	33,854	(4,460)	-	29,394
Federal Agencies	313379EE5	FEDERAL HOME LOAN BANK	25,000,000	1.63	1.38	8/23/17	6/14/19	33,854	(5,108)	-	28,746
Federal Agencies	313379EE5	FEDERAL HOME LOAN BANK	35,750,000	1.63	1.43	6/9/17	6/14/19	48,411	(5,788)	-	42,624
Federal Agencies	3134G9QW0	FREDDIE MAC	50,000,000	1.28	1.28	6/14/16	6/14/19	53,333	-	-	53,333
Federal Agencies	3130AC7C2	FEDERAL HOME LOAN BANK	15,000,000	1.40	1.38	8/23/17	7/11/19	17,500	(244)	-	17,256
Federal Agencies	3134G9YR2	FREDDIE MAC	50,000,000	1.25	1.25	7/12/16	7/12/19	52,083	-	-	52,083
Federal Agencies	3133EGED3	FEDERAL FARM CREDIT BANK	25,000,000	1.42	1.42	6/9/16	8/9/19	30,614	-	-	30,614
Federal Agencies	3133EGED3	FEDERAL FARM CREDIT BANK	25,000,000	1.42	1.42	6/9/16	8/9/19	30,614	-	-	30,614
Federal Agencies	3134G84F1	FREDDIE MAC	25,000,000	1.13	1.13	8/15/16	8/15/19	23,438	-	-	23,438
Federal Agencies	3133EGX67	FEDERAL FARM CREDIT BANK	50,000,000	1.36	1.36	12/20/16	8/20/19	58,434	-	-	58,434
Federal Agencies	3135G0P23	FANNIE MAE	20,000,000	1.25	1.25	8/30/16	8/23/19	20,833	-	-	20,833
Federal Agencies	3136G3X59	FANNIE MAE	25,000,000	1.10	1.10	8/23/16	8/23/19	22,917	-	-	22,917
Federal Agencies	3134G9G50	FREDDIE MAC	25,000,000	1.25	1.25	5/26/16	8/26/19	26,042	-	-	26,042
Federal Agencies	3134GAHR8	FREDDIE MAC	25,000,000	1.25	1.25	9/23/16	9/23/19	26,042	-	-	26,042
Federal Agencies	3135G0Q30	FANNIE MAE	50,000,000	1.18	1.18	10/21/16	9/27/19	49,167	-	-	49,167
Federal Agencies	3132X0KH3	FARMER MAC	50,000,000	1.35	1.35	10/6/16	10/1/19	57,910	-	-	57,910
Federal Agencies	3134G8T64	FREDDIE MAC	15,000,000	1.50	1.50	4/11/16	10/11/19	18,750	-	-	18,750
Federal Agencies	3134GAPT5	FREDDIE MAC	-	1.00	1.00	10/18/16	10/18/19	4,722	-	-	4,722
Federal Agencies	3130ACM92	FEDERAL HOME LOAN BANK	21,500,000	1.50	1.59	10/13/17	10/21/19	16,125	980	-	17,105
Federal Agencies	3136G0T68	FANNIE MAE	14,000,000	1.33	1.44	8/28/17	10/24/19	15,517	1,252	-	16,768
Federal Agencies	3134GBHT2	FREDDIE MAC	50,000,000	1.63	1.60	9/12/17	10/25/19	67,708	(983)	-	66,726
Federal Agencies	3136G4FJ7	FANNIE MAE	25,000,000	1.20	1.20	10/25/16	10/25/19	25,000	-	-	25,000
Federal Agencies	3136G4E22	FANNIE MAE	50,000,000	1.13	1.16	10/28/16	10/30/19	46,875	1,413	-	48,288
Federal Agencies	3134GAVL5	FREDDIE MAC	100,000,000	1.17	1.17	11/4/16	11/4/19	97,500	-	-	97,500
Federal Agencies	3136G3LV5	FANNIE MAE	8,950,000	1.35	1.35	5/26/16	11/26/19	10,069	-	-	10,069
Federal Agencies	3133EGN43	FEDERAL FARM CREDIT BANK	50,000,000	1.40	1.40	12/2/16	12/2/19	60,058	-	-	60,058

Monthly Investment Earnings Pooled Fund

Type of Investment	CUSIP	Issuer Name	Par Value	Coupon	YTM	Settle Date	Maturity Date	Earned Interest	Amort. Expense	Realized Gain/(Loss)	Earned Income /Net Earnings
Federal Agencies	3132X0PG0	FARMER MAC	50,000,000	1.30	1.30	2/10/17	1/3/20	56,066	-	-	56,066
Federal Agencies	3134G9VR5	FREDDIE MAC	25,000,000	1.25	1.25	7/6/16	1/6/20	26,042	-	-	26,042
Federal Agencies	313378J77	FEDERAL HOME LOAN BANK	16,710,000	1.88	1.56	5/17/17	3/13/20	24,547	(4,025)	-	20,522
Federal Agencies	3133EHZN6	FEDERAL FARM CREDIT BANK	20,000,000	1.45	1.49	9/20/17	3/20/20	24,167	700	-	24,867
Federal Agencies	3136G3TK1	FANNIE MAE	25,000,000	1.25	1.25	7/6/16	4/6/20	26,042	-	-	26,042
Federal Agencies	3136G4ND1	FANNIE MAE	-	1.88	1.84	8/15/17	4/6/20	13,021	(218)	(39,737)	(26,934)
Federal Agencies	3136G4BL6	FANNIE MAE	15,000,000	1.25	1.25	10/17/16	4/17/20	15,625	-	-	15,625
Federal Agencies	3134GBFU1	FREDDIE MAC	-	1.75	1.75	4/27/17	4/27/20	63,194	-	-	63,194
Federal Agencies	3134GBFU1	FREDDIE MAC	-	1.75	1.73	9/7/17	4/27/20	11,122	99	(3,960)	7,261
Federal Agencies	3134GBLY6	FREDDIE MAC	25,000,000	1.25	1.25	5/8/17	5/8/20	26,042	-	-	26,042
Federal Agencies	3134GBPB2	FREDDIE MAC	15,750,000	1.70	1.70	5/30/17	5/22/20	22,313	-	-	22,313
Federal Agencies	3133EHNK5	FEDERAL FARM CREDIT BANK	25,000,000	1.54	1.54	6/15/17	6/15/20	32,083	71	-	32,154
Federal Agencies	3133EHNK5	FEDERAL FARM CREDIT BANK	26,900,000	1.54	1.55	6/15/17	6/15/20	34,522	152	-	34,674
Federal Agencies	3134GBST0	FREDDIE MAC	14,675,000	1.65	1.65	6/22/17	6/22/20	20,178	-	-	20,178
Federal Agencies	3134GBTX0	FREDDIE MAC	50,000,000	1.75	1.76	6/29/17	6/29/20	72,917	283	-	73,200
Federal Agencies	3136G3TG0	FANNIE MAE	15,000,000	1.15	1.15	6/30/16	6/30/20	14,375	-	-	14,375
Federal Agencies	3133EHQB2	FEDERAL FARM CREDIT BANK	25,000,000	1.55	1.56	7/6/17	7/6/20	32,292	284	-	32,576
Federal Agencies	3130ABNV4	FEDERAL HOME LOAN BANK	50,000,000	1.75	1.75	7/13/17	7/13/20	72,917	-	-	72,917
Federal Agencies	3134GBXV9	FREDDIE MAC	50,000,000	1.85	1.85	7/13/17	7/13/20	77,083	-	-	77,083
Federal Agencies	3135G0T60	FANNIE MAE	50,000,000	1.50	1.60	8/1/17	7/30/20	62,500	4,293	-	66,793
Federal Agencies	3130ABZE9	FEDERAL HOME LOAN BANK	6,700,000	1.65	1.65	8/28/17	8/28/20	9,213	19	-	9,231
Federal Agencies	3130ABZN9	FEDERAL HOME LOAN BANK	25,000,000	1.80	1.80	8/28/17	8/28/20	37,500	-	-	37,500
Federal Agencies	3130ABZN9	FEDERAL HOME LOAN BANK	50,000,000	1.80	1.80	8/28/17	8/28/20	75,000	-	-	75,000
Federal Agencies	3130ACE26	FEDERAL HOME LOAN BANK	18,000,000	1.38	1.48	9/8/17	9/28/20	20,625	1,605	-	22,230
Federal Agencies	3130ACE26	FEDERAL HOME LOAN BANK	30,000,000	1.38	1.48	9/8/17	9/28/20	34,375	2,675	-	37,050
Federal Agencies	3132X0KR1	FARMER MAC	25,000,000	1.44	1.44	11/2/16	11/2/20	30,890	-	-	30,890
Federal Agencies	3134GBLR1	FREDDIE MAC	24,715,000	1.75	1.75	5/25/17	11/25/20	36,043	60	-	36,103
Federal Agencies	3133EGX75	FEDERAL FARM CREDIT BANK	50,000,000	1.43	1.43	12/21/16	12/21/20	61,475	-	-	61,475
Federal Agencies	3133EFTX5	FEDERAL FARM CREDIT BANK	100,000,000	1.57	1.57	12/24/15	12/24/20	134,970	-	-	134,970
Federal Agencies	3133EG4T9	FEDERAL FARM CREDIT BANK	20,000,000	1.40	1.40	1/25/17	1/25/21	24,066	-	-	24,066
Federal Agencies	3133EG4T9	FEDERAL FARM CREDIT BANK	20,000,000	1.40	1.40	1/25/17	1/25/21	24,066	-	-	24,066
Federal Agencies	3130AC2K9	FEDERAL HOME LOAN BANK	50,200,000	1.87	1.88	9/20/17	2/10/21	78,228	251	-	78,480
Federal Agencies	3134GBD58	FREDDIE MAC	5,570,000	1.80	1.80	8/30/17	2/26/21	8,355	14	-	8,369
Federal Agencies	3130AAYP7	FEDERAL HOME LOAN BANK	8,585,000	2.20	2.17	8/11/17	3/22/21	15,739	(196)	-	15,543
Federal Agencies	3134GBJ60	FREDDIE MAC	50,000,000	1.90	1.90	9/29/17	6/29/21	79,167	-	-	79,167
Federal Agencies	3134GBM25	FREDDIE MAC	50,000,000	1.92	1.92	10/2/17	7/1/21	77,333	-	-	77,333
Federal Agencies	3130ACF33	FEDERAL HOME LOAN BANK	25,000,000	1.88	1.95	9/18/17	9/13/21	39,063	1,544	-	40,606
Federal Agencies	3135G0Q89	FANNIE MAE	25,000,000	1.38	1.38	10/21/16	10/7/21	28,646	-	-	28,646
Federal Agencies	3133EGZJ7	FEDERAL FARM CREDIT BANK	14,500,000	1.38	1.38	10/25/16	10/25/21	16,615	-	-	16,615
Federal Agencies	3133EGZJ7	FEDERAL FARM CREDIT BANK	15,000,000	1.38	1.38	10/25/16	10/25/21	17,188	-	-	17,188
Federal Agencies	3133EGS97	FEDERAL FARM CREDIT BANK	25,000,000	1.51	1.51	12/8/16	12/8/21	32,432	-	-	32,432
Federal Agencies	3133EGS97	FEDERAL FARM CREDIT BANK	25,000,000	1.51	1.51	12/8/16	12/8/21	32,432	-	-	32,432
Federal Agencies	3130ACB60	FEDERAL HOME LOAN BANK	50,000,000	2.00	2.00	9/8/17	12/15/21	83,333	-	-	83,333
Federal Agencies	3134GAK52	FREDDIE MAC	17,300,000	1.13	1.13	1/26/17	1/26/22	16,219	-	-	16,219
Federal Agencies	3135G0T45	FANNIE MAE	25,000,000	1.88	1.81	6/6/17	4/5/22	39,063	(1,270)	-	37,793
Federal Agencies	3134GBQ60	FREDDIE MAC	50,000,000	2.18	2.18	5/25/17	5/25/22	90,833	-	-	90,833
Federal Agencies	3133EHL7Y	FEDERAL FARM CREDIT BANK	50,000,000	1.88	1.85	6/6/17	6/2/22	78,125	(1,008)	-	77,117
Federal Agencies	3133EHL7Y	FEDERAL FARM CREDIT BANK	50,000,000	1.88	1.88	6/6/17	6/2/22	78,125	43	-	78,168
Federal Agencies	3134GBF72	FREDDIE MAC	50,000,000	2.01	2.01	9/15/17	6/15/22	83,750	-	-	83,750
Federal Agencies	3134GBUK6	FREDDIE MAC	9,250,000	1.25	1.25	8/29/17	6/28/22	9,635	33	-	9,668
Federal Agencies	3134GBN73	FREDDIE MAC	50,000,000	2.07	2.07	10/2/17	7/1/22	83,375	-	-	83,375
Federal Agencies	3134GBXU1	FREDDIE MAC	31,575,000	2.25	2.25	7/27/17	7/27/22	59,203	-	-	59,203
Federal Agencies	3130AC7E8	FEDERAL HOME LOAN BANK	50,000,000	2.17	2.17	9/1/17	9/1/22	90,417	-	-	90,417
Subtotals			\$ 4,407,435,000					\$ 5,085,190	\$ 157,703	\$ (23,590)	\$ 5,219,303

Monthly Investment Earnings Pooled Fund

Type of Investment	CUSIP	Issuer Name	Par Value	Coupon	YTM ¹	Settle Date	Maturity Date	Earned Interest	Amort. Expense	Realized Gain/(Loss)	Earned Income /Net Earnings
State/Local Agencies	13063CFC9	CALIFORNIA ST	\$ 16,500,000	1.75	1.66	11/5/13	11/1/17	\$ 24,063	\$ (1,253)	\$ -	\$ 22,809
State/Local Agencies	13063CPN4	CALIFORNIA ST	5,000,000	1.25	1.22	12/22/14	11/1/17	5,208	(135)	-	5,073
State/Local Agencies	13063CPN4	CALIFORNIA ST	50,000,000	1.25	1.17	11/25/14	11/1/17	52,083	(3,514)	-	48,570
State/Local Agencies	91411S211	UNIVERSITY OF CALIFORNIA	50,000,000	0.00	1.25	8/4/17	12/1/17	53,389	-	-	53,389
State/Local Agencies	91412GL52	UNIV OF CALIFORNIA CA REVENUE	2,470,000	0.99	0.99	6/30/16	5/15/18	2,044	-	-	2,044
State/Local Agencies	546458CY8	LOUISIANA ST CITIZENS PROPERT	4,500,000	6.13	1.30	11/30/16	6/1/18	22,969	(18,219)	-	4,750
State/Local Agencies	603785GJ7	MINNEAPOLIS MN REVENUE	1,000,000	4.88	1.40	12/1/16	8/1/18	4,063	(2,908)	-	1,155
State/Local Agencies	13063C4V9	CALIFORNIA ST	50,000,000	1.05	0.90	11/3/16	11/1/18	43,750	(6,281)	-	37,469
State/Local Agencies	13063DAB4	CALIFORNIA ST	23,000,000	1.59	1.59	4/27/17	4/1/19	30,533	-	-	30,533
State/Local Agencies	13063CKL3	CALIFORNIA ST	4,750,000	2.25	1.15	10/27/16	5/1/19	8,906	(4,368)	-	4,539
State/Local Agencies	91412GL60	UNIV OF CALIFORNIA CA REVENUE	2,000,000	1.23	1.23	6/30/16	5/15/19	2,047	-	-	2,047
State/Local Agencies	91412GSB2	UNIV OF CALIFORNIA CA REVENUE	4,180,000	1.80	1.57	10/5/15	7/1/19	6,256	(782)	-	5,474
State/Local Agencies	91412GSB2	UNIV OF CALIFORNIA CA REVENUE	16,325,000	1.80	1.56	10/2/15	7/1/19	24,433	(3,096)	-	21,337
State/Local Agencies	6055804W6	MISSISSIPPI ST	8,500,000	6.09	1.38	4/23/15	10/1/19	43,130	(32,825)	-	10,305
State/Local Agencies	977100CW4	WISCONSIN ST GEN FUND ANNUAL	18,000,000	1.45	1.45	8/16/16	5/1/20	21,680	-	-	21,680
State/Local Agencies	13066TY6	CALIFORNIA ST DEPT OF WTR RES	29,139,823	1.71	2.13	2/6/17	5/1/21	41,597	9,893	-	51,490
State/Local Agencies	91412GF59	UNIV OF CALIFORNIA CA REVENUE	1,769,000	1.91	1.40	8/9/16	5/15/21	2,816	(743)	-	2,073
Subtotals			\$ 287,133,823					\$ 388,976	\$ (64,231)	\$ -	\$ 324,745
Public Time Deposits	PP912NRE9	MISSION NATIONAL BK SF	\$ 240,000	1.15	1.15	2/21/17	2/21/18	\$ 234	\$ -	\$ -	\$ 234
Public Time Deposits	PP9F2HFF8	TRANS-PAC NATIONAL BK	240,000	1.35	1.35	3/21/17	3/21/18	275	-	-	275
Public Time Deposits	PP302GIL3	BANK OF SAN FRANCISCO	240,000	1.37	1.37	4/11/17	4/11/18	283	-	-	283
Public Time Deposits	PPA01U877	PREFERRED BANK LA CALIF	240,000	1.44	1.44	5/16/17	5/16/18	294	-	-	294
Subtotals			\$ 960,000					\$ 1,086	\$ -	\$ -	\$ 1,086
Negotiable CDs	06371ECR6	BANK OF MONTREAL CHICAGO	\$ -	1.31	1.31	6/29/17	10/2/17	\$ 1,819	\$ -	\$ -	\$ 1,819
Negotiable CDs	06427KW29	BANK OF MONTREAL CHICAGO	-	1.38	1.38	4/6/17	10/16/17	28,843	-	-	28,843
Negotiable CDs	89113WH25	TORONTO DOMINION BANK NY	-	1.22	1.22	4/6/17	10/16/17	25,417	-	-	25,417
Negotiable CDs	89113XJK1	TORONTO DOMINION BANK NY	-	1.16	1.16	10/17/17	10/18/17	1,611	-	-	1,611
Negotiable CDs	89113XCX8	TORONTO DOMINION BANK NY	-	1.25	1.25	8/25/17	10/25/17	33,333	-	-	33,333
Negotiable CDs	89113WQ9N	TORONTO DOMINION BANK NY	50,000,000	1.62	1.62	12/6/16	12/6/17	69,583	-	-	69,583
Negotiable CDs	06427KJVO	BANK OF MONTREAL CHICAGO	50,000,000	1.62	1.62	12/9/16	12/8/17	69,630	-	-	69,630
Negotiable CDs	78009NL61	ROYAL BANK OF CANADA NY	50,000,000	1.62	1.62	12/8/16	12/8/17	69,630	-	-	69,630
Negotiable CDs	78009NM60	ROYAL BANK OF CANADA NY	50,000,000	1.62	1.62	12/19/16	12/19/17	69,917	-	-	69,917
Negotiable CDs	78009NS56	ROYAL BANK OF CANADA NY	50,000,000	1.50	1.50	3/20/17	12/20/17	64,462	-	-	64,462
Negotiable CDs	78009NV37	ROYAL BANK OF CANADA NY	50,000,000	1.33	1.33	6/26/17	12/22/17	57,049	-	-	57,049
Negotiable CDs	96121T2D9	WESTPAC BANKING CORP NY	50,000,000	1.75	1.75	12/28/16	12/28/17	75,128	-	-	75,128
Negotiable CDs	06427KY84	BANK OF MONTREAL CHICAGO	25,000,000	1.39	1.39	5/3/17	1/29/18	29,825	-	-	29,825
Negotiable CDs	78009NW36	ROYAL BANK OF CANADA NY	50,000,000	1.39	1.39	7/5/17	4/5/18	59,712	-	-	59,712
Negotiable CDs	78009NT63	ROYAL BANK OF CANADA NY	50,000,000	1.47	1.47	5/10/17	5/10/18	63,292	-	-	63,292
Negotiable CDs	06417GZN1	BANK OF NOVA SCOTIA HOUSTON	50,000,000	1.54	1.54	10/16/17	5/14/18	34,222	-	-	34,222
Negotiable CDs	06417GX9Y	BANK OF NOVA SCOTIA HOUSTON	35,000,000	1.48	1.48	8/30/17	5/25/18	44,606	-	-	44,606
Negotiable CDs	89113W2C9	TORONTO DOMINION BANK NY	50,000,000	1.46	1.46	6/2/17	6/4/18	62,861	-	-	62,861
Negotiable CDs	78009NU46	ROYAL BANK OF CANADA NY	50,000,000	1.44	1.44	6/12/17	6/12/18	62,014	-	-	62,014
Negotiable CDs	89113XBB9	TORONTO DOMINION BANK NY	50,000,000	1.50	1.50	8/10/17	6/15/18	64,583	-	-	64,583
Negotiable CDs	89113XBV5	TORONTO DOMINION BANK NY	50,000,000	1.50	1.50	8/16/17	6/15/18	64,583	-	-	64,583
Negotiable CDs	06371EDT1	BANK OF MONTREAL CHICAGO	50,000,000	1.44	1.44	7/6/17	7/2/18	61,779	-	-	61,779
Negotiable CDs	06371EMD6	BANK OF MONTREAL CHICAGO	50,000,000	1.50	1.50	9/1/17	7/2/18	64,583	-	-	64,583
Negotiable CDs	06371EQT7	BANK OF MONTREAL CHICAGO	50,000,000	1.42	1.42	10/4/17	7/2/18	55,352	-	-	55,352
Negotiable CDs	89113W5H5	TORONTO DOMINION BANK NY	50,000,000	1.55	1.55	7/6/17	7/2/18	66,736	-	-	66,736

Monthly Investment Earnings Pooled Fund

Type of Investment	CUSIP	Issuer Name	Par Value	Coupon	YTM ¹	Settle Date	Maturity Date	Earned Interest	Amort. Expense	Realized Gain/(Loss)	Earned Income /Net Earnings
Negotiable CDs	89113XA11	TORONTO DOMINION BANK NY	50,000,000	1.48	1.48	8/8/17	7/2/18	63,722	-	-	63,722
Negotiable CDs	96121T3R7	WESTPAC BANKING CORP NY	50,000,000	1.39	1.39	7/7/17	7/2/18	59,626	-	-	59,626
Negotiable CDs	78009NX50	ROYAL BANK OF CANADA NY	50,000,000	1.44	1.44	7/24/17	7/24/18	61,888	-	-	61,888
Negotiable CDs	96121T3W6	WESTPAC BANKING CORP NY	50,000,000	1.39	1.39	7/26/17	7/26/18	59,785	-	-	59,785
Negotiable CDs	96121T4D7	WESTPAC BANKING CORP NY	50,000,000	1.53	1.53	8/9/17	8/9/18	65,875	-	-	65,875
Negotiable CDs	06371EQJ9	BANK OF MONTREAL CHICAGO	50,000,000	1.45	1.45	10/3/17	10/1/18	58,492	-	-	58,492
Negotiable CDs	96121T4S4	WESTPAC BANKING CORP NY	50,000,000	1.43	1.43	10/11/17	10/15/18	41,627	-	-	41,627
Negotiable CDs	06371ERP4	BANK OF MONTREAL CHICAGO	45,000,000	1.45	1.45	10/16/17	10/25/18	28,978	-	-	28,978
Negotiable CDs	06417GZR2	BANK OF NOVA SCOTIA HOUSTON	50,000,000	1.44	1.44	10/25/17	10/25/18	13,979	-	-	13,979
Negotiable CDs	89113XJJ4	TORONTO DOMINION BANK NY	50,000,000	1.44	1.44	10/18/17	10/25/18	27,935	-	-	27,935
Negotiable CDs	06371EFH5	BANK OF MONTREAL CHICAGO	50,000,000	1.58	1.58	7/17/17	1/17/19	67,066	-	-	67,066
Negotiable CDs	06427KSW8	BANK OF MONTREAL CHICAGO	27,838,000	1.60	1.60	3/9/17	3/8/19	38,288	-	-	38,288
Subtotals			\$ 1,532,838,000					\$ 1,887,832	\$ -	\$ -	\$ 1,887,832
Commercial Paper	06538BX24	BANK TOKYO-MIT UFJ NY	\$ -	0.00	1.21	9/12/17	10/2/17	\$ 840	\$ -	\$ -	\$ 840
Commercial Paper	06538BX24	BANK TOKYO-MIT UFJ NY	-	0.00	1.20	9/19/17	10/2/17	-	1,667	-	1,667
Commercial Paper	19416EX44	COLGATE-PALMOLIVE CO	-	0.00	1.05	10/3/17	10/4/17	-	298	-	298
Commercial Paper	06538BX24	BANK TOKYO-MIT UFJ NY	-	0.00	1.21	9/25/17	10/12/17	-	12,201	-	12,201
Commercial Paper	06538BXJ7	BANK TOKYO-MIT UFJ NY	-	0.00	1.23	9/20/17	10/18/17	-	23,233	-	23,233
Commercial Paper	89233GXJ0	TOYOTA MOTOR CREDIT CORP	-	0.00	1.03	10/17/17	10/18/17	-	715	-	715
Commercial Paper	89233GXL5	TOYOTA MOTOR CREDIT CORP	-	0.00	1.03	10/19/17	10/20/17	-	715	-	715
Commercial Paper	89233GXP6	TOYOTA MOTOR CREDIT CORP	-	0.00	1.05	10/20/17	10/23/17	-	2,188	-	2,188
Commercial Paper	47816FX09	JOHNSON & JOHNSON	-	0.00	1.18	7/28/17	10/24/17	45,233	-	-	45,233
Commercial Paper	89233GXQ4	TOYOTA MOTOR CREDIT CORP	-	0.00	1.03	10/23/17	10/24/17	-	715	-	715
Commercial Paper	06538BXR9	BANK TOKYO-MIT UFJ NY	-	0.00	1.25	8/23/17	10/25/17	20,833	-	-	20,833
Commercial Paper	06538BXR9	BANK TOKYO-MIT UFJ NY	-	0.00	1.25	8/29/17	10/25/17	20,833	-	-	20,833
Commercial Paper	06538BXR9	BANK TOKYO-MIT UFJ NY	-	0.00	1.25	9/5/17	10/25/17	12,500	-	-	12,500
Commercial Paper	06538BXR9	BANK TOKYO-MIT UFJ NY	-	0.00	1.23	9/25/17	10/25/17	-	13,940	-	13,940
Commercial Paper	89233GXR2	TOYOTA MOTOR CREDIT CORP	-	0.00	1.19	8/23/17	10/25/17	19,833	-	-	19,833
Commercial Paper	89233GXR2	TOYOTA MOTOR CREDIT CORP	-	0.00	1.03	10/24/17	10/25/17	-	715	-	715
Commercial Paper	19416EXS1	COLGATE-PALMOLIVE CO	-	0.00	1.06	10/25/17	10/26/17	-	427	-	427
Commercial Paper	89233GXS0	TOYOTA MOTOR CREDIT CORPOR/	-	0.00	1.03	10/25/17	10/26/17	-	1,431	-	1,431
Commercial Paper	89233GXT8	TOYOTA MOTOR CREDIT CORP	-	0.00	1.03	10/26/17	10/27/17	-	1,431	-	1,431
Commercial Paper	06538BXW8	BANK TOKYO-MIT UFJ NY	-	0.00	1.39	4/21/17	10/30/17	55,583	-	-	55,583
Commercial Paper	89233GXW1	TOYOTA MOTOR CREDIT CORPOR/	-	0.00	1.05	10/27/17	10/30/17	-	4,375	-	4,375
Commercial Paper	06538BXX6	BANK TOKYO-MIT UFJ NY	-	0.00	1.23	10/2/17	10/31/17	-	29,725	-	29,725
Commercial Paper	89233GX9	TOYOTA MOTOR CREDIT CORP	-	0.00	1.03	10/30/17	10/31/17	-	1,431	-	1,431
Commercial Paper	47816FY13	JOHNSON & JOHNSON	17,000,000	0.00	1.10	10/2/17	11/1/17	-	15,583	-	15,583
Commercial Paper	89233GY18	TOYOTA MOTOR CREDIT CORP	50,000,000	0.00	1.03	10/31/17	11/1/17	-	1,431	-	1,431
Commercial Paper	47816FYA3	JOHNSON & JOHNSON	30,000,000	0.00	1.09	10/27/17	11/10/17	-	4,542	-	4,542
Commercial Paper	47816FYA3	JOHNSON & JOHNSON	33,000,000	0.00	1.12	10/27/17	11/10/17	-	5,133	-	5,133
Commercial Paper	06538BYD9	BANK TOKYO-MIT UFJ NY	27,000,000	0.00	1.24	10/2/17	11/13/17	-	27,900	-	27,900
Commercial Paper	06538BYF4	BANK TOKYO-MIT UFJ NY	33,000,000	0.00	1.23	10/13/17	11/15/17	-	21,423	-	21,423
Commercial Paper	06538BYL1	BANK TOKYO-MIT UFJ NY	40,000,000	0.00	1.21	10/30/17	11/20/17	-	2,689	-	2,689
Commercial Paper	06538BZB2	BANK TOKYO-MIT UFJ NY	38,000,000	0.00	1.29	10/4/17	12/11/17	-	38,127	-	38,127
Commercial Paper	89233GZF6	TOYOTA MOTOR CREDIT CORP	50,000,000	0.00	1.33	4/7/17	12/15/17	56,833	-	-	56,833
Commercial Paper	89233GZF6	TOYOTA MOTOR CREDIT CORP	50,000,000	0.00	1.33	6/19/17	12/15/17	56,833	-	-	56,833
Commercial Paper	06538BZN6	BANK TOKYO-MIT UFJ NY	50,000,000	0.00	1.30	10/25/17	12/22/17	-	12,639	-	12,639
Commercial Paper	89233HA87	TOYOTA MOTOR CREDIT CORP	50,000,000	0.00	1.25	10/3/17	1/8/18	-	50,347	-	50,347
Commercial Paper	06538CAC5	BANK TOKYO-MIT UFJ NY	40,000,000	0.00	1.33	10/31/17	1/12/18	-	1,478	-	1,478
Commercial Paper	36164LEN5	GE CAPITAL TREASURY LLC	-	1.33	1.33	6/23/17	1/22/18	5,530	-	8,000	13,530
Commercial Paper	06538CAR2	BANK TOKYO-MIT UFJ NY	32,000,000	0.00	1.37	10/26/17	1/25/18	-	7,307	-	7,307

Monthly Investment Earnings Pooled Fund

Type of Investment	CUSIP	Issuer Name	Par Value	Coupon	YTM ¹	Settle Date	Maturity Date	Earned Interest	Amort. Expense	Realized Gain/(Loss)	Earned Income /Net Earnings
Commercial Paper	89233HC28	TOYOTA MOTOR CREDIT CORP	50,000,000	0.00	1.40	6/7/17	3/2/18	59,847	-	-	59,847
Commercial Paper	89233HCP7	TOYOTA MOTOR CREDIT CORP	50,000,000	0.00	1.47	6/26/17	3/23/18	62,431	-	-	62,431
Commercial Paper	89233HCW2	TOYOTA MOTOR CREDIT CORP	50,000,000	0.00	1.53	7/6/17	3/30/18	65,014	-	-	65,014
Commercial Paper	06538CDQ1	BANK TOKYO-MIT UFJ NY	40,000,000	0.00	1.54	10/18/17	4/24/18	-	23,800	-	23,800
Commercial Paper	36164KEA5	GE CAPITAL TREASURY LLC	-	0.00	1.41	8/16/17	5/10/18	5,833	-	(9,083)	(3,250)
Commercial Paper	06538CF89	BANK TOKYO-MIT UFJ NY	50,000,000	0.00	1.58	9/12/17	6/8/18	67,167	-	-	67,167
Commercial Paper	06538CFF3	BANK TOKYO-MIT UFJ NY	50,000,000	0.00	1.58	9/19/17	6/15/18	-	67,167	-	67,167
Subtotals			\$ 830,000,000					\$ 555,145	\$ 374,770	\$ (1,083)	\$ 928,832
Medium Term Notes	911312AP1	UNITED PARCEL SERVICE	\$ -	1.13	1.01	1/28/16	10/1/17	\$ -	\$ -	\$ -	\$ -
Medium Term Notes	459200HK0	IBM CORP	11,450,000	1.25	0.90	5/6/16	2/8/18	11,927	(3,356)	-	8,571
Medium Term Notes	89236TDN2	TOYOTA MOTOR CREDIT CORP	50,000,000	1.61	1.61	1/9/17	1/9/19	68,754	-	-	68,754
Subtotals			\$ 61,450,000					\$ 80,681	\$ (3,356)	\$ -	\$ 77,325
Money Market Funds	09248U718	BLACKROCK LIQ INST GOV FUND	\$ 55,029,223	0.92	0.92	10/31/17	11/1/17	\$ 1,405	\$ -	\$ -	\$ 1,405
Money Market Funds	31607A703	FIDELITY INST GOV FUND	266,685,373	0.96	0.96	10/31/17	11/1/17	100,089	-	-	100,089
Money Market Funds	61747C707	MORGAN STANLEY INST GOVT FUN	100,558,825	0.92	0.92	10/31/17	11/1/17	2,966	-	-	2,966
Subtotals			\$ 422,273,421					\$ 104,460	\$ -	\$ -	\$ 104,460
Supranationals	459053ML5	INTL BK RECON & DEVELOP	\$ -	0.00	1.06	9/22/17	10/2/17	\$ -	\$ 471	\$ -	\$ 471
Supranationals	45818LPJ8	INTER-AMERICAN DEVEL BANK	26,565,000	0.00	1.10	10/30/17	11/27/17	-	1,623	-	1,623
Supranationals	45905JXQ2	INTL BK RECON & DEVELOP	25,000,000	1.36	1.36	7/27/16	1/26/18	29,192	-	-	29,192
Supranationals	45950VFH4	INTL FINANCE CORP	30,000,000	1.25	1.58	11/15/16	2/2/18	32,399	2,262	-	34,661
Supranationals	45950VKP0	INTL FINANCE CORP	50,000,000	1.29	1.29	3/6/17	3/6/18	55,465	-	-	55,465
Supranationals	459058ER0	INTL BK RECON & DEVELOP	25,000,000	1.00	1.07	10/7/15	10/5/18	20,833	1,204	-	22,038
Supranationals	45905JZJ6	INTL BANK RECON & DEVELOPMEN	25,000,000	1.30	1.56	6/2/17	10/25/19	27,083	5,491	-	32,575
Supranationals	45905JZJ6	INTL BK RECON & DEVELOP	29,300,000	1.30	1.56	6/2/17	10/25/19	31,742	6,436	-	38,178
Supranationals	459058FZ1	INTL BK RECON & DEVELOP	50,000,000	1.88	1.91	3/21/17	4/21/20	78,250	1,197	-	79,447
Supranationals	4581XOCX4	INTER-AMERICAN DEVEL BK	25,000,000	1.63	1.70	4/12/17	5/12/20	33,854	1,631	-	35,485
Supranationals	459058GA5	INTL BK RECON & DEVELOPMENT	50,000,000	1.63	1.63	8/29/17	9/4/20	67,708	295	-	68,004
Subtotals			\$ 335,865,000					\$ 376,527	\$ 20,612	\$ -	\$ 397,138
Grand Totals			\$ 8,352,955,244					\$ 9,002,383	\$ 536,592	\$ (24,673)	\$ 9,614,302

¹ Yield to maturity is calculated at purchase

Investment Transactions Pooled Fund

For month ended October 31, 2017

Transaction	Settle Date	Maturity	Type of Investment	Issue Name	CUSIP	Par Value	Coupon	YTM	Price	Interest	Transaction
Purchase	10/2/2017	10/31/2017	Commercial Paper	BANK TOKYO-MIT UFJ NY	06538BX6	\$ 30,000,000	0.00	1.23	\$ 99.90	\$ -	\$ 29,970,275
Purchase	10/2/2017	11/1/2017	Commercial Paper	BANK TOKYO-MIT UFJ NY	06538BY9	27,000,000	0.00	1.24	99.86	-	26,960,940
Purchase	10/2/2017	11/1/2017	Money Market Funds	BLACKROCK LIQ INST GOV F	09248U718	22	0.92	0.92	100.00	-	22
Purchase	10/2/2017	10/3/2017	Federal Agencies	FED HOME LN DISCOUNT NT	313385MM5	20,000,000	0.00	0.96	100.00	-	19,999,467
Purchase	10/2/2017	10/3/2017	Federal Agencies	FED HOME LN DISCOUNT NT	313385MM5	100,000,000	0.00	0.96	100.00	-	99,997,333
Purchase	10/2/2017	7/1/2021	Federal Agencies	FREDDIE MAC	3134GBM25	50,000,000	1.92	1.92	100.00	-	50,000,000
Purchase	10/2/2017	7/1/2022	Federal Agencies	FREDDIE MAC	3134GBN73	50,000,000	2.07	2.07	100.00	-	50,000,000
Purchase	10/2/2017	11/1/2017	Commercial Paper	JOHNSON & JOHNSON	47816FY13	17,000,000	0.00	1.10	99.91	-	16,984,417
Purchase	10/3/2017	10/1/2018	Negotiable CDs	BANK OF MONTREAL CHICAGO	06371EQJ9	50,000,000	1.45	1.45	100.00	-	50,000,000
Purchase	10/3/2017	10/4/2017	Commercial Paper	COLGATE-PALMOLIVE CO	19416EX44	10,200,000	0.00	1.05	100.00	-	10,199,703
Purchase	10/3/2017	10/4/2017	Federal Agencies	FED HOME LN DISCOUNT NT	313385MN3	50,000,000	0.00	1.00	100.00	-	49,998,611
Purchase	10/3/2017	10/4/2017	Federal Agencies	FED HOME LN DISCOUNT NT	313385MN3	50,000,000	0.00	1.00	100.00	-	49,998,611
Purchase	10/3/2017	10/4/2017	Federal Agencies	FED HOME LN DISCOUNT NT	313385MN3	100,000,000	0.00	1.00	100.00	-	99,997,222
Purchase	10/3/2017	1/8/2018	Commercial Paper	TOYOTA MOTOR CREDIT CORP	89233HA87	50,000,000	0.00	1.25	99.66	-	49,831,597
Purchase	10/4/2017	7/2/2018	Negotiable CDs	BANK OF MONTREAL CHICAGO	06371EQ77	50,000,000	1.42	1.42	100.00	-	50,000,000
Purchase	10/4/2017	12/1/2017	Commercial Paper	BANK TOKYO-MIT UFJ NY	06538BZB2	38,000,000	0.00	1.29	99.76	-	37,907,407
Purchase	10/4/2017	10/5/2017	Federal Agencies	FED HOME LN DISCOUNT NT	313385MP8	50,000,000	0.00	1.00	100.00	-	49,998,611
Purchase	10/4/2017	10/5/2017	Federal Agencies	FED HOME LN DISCOUNT NT	313385MP8	50,000,000	0.00	1.00	100.00	-	49,998,611
Purchase	10/4/2017	10/5/2017	Federal Agencies	FED HOME LN DISCOUNT NT	313385MP8	100,000,000	0.00	1.00	100.00	-	99,997,222
Purchase	10/4/2017	11/1/2017	Money Market Funds	FIDELITY INST GOV FUND	31607A703	50,000,000	0.96	0.96	100.00	-	50,000,000
Purchase	10/5/2017	10/6/2017	Federal Agencies	FED HOME LN DISCOUNT NT	313385MQ6	50,000,000	0.00	1.00	100.00	-	49,998,611
Purchase	10/5/2017	10/6/2017	Federal Agencies	FED HOME LN DISCOUNT NT	313385MQ6	100,000,000	0.00	1.00	100.00	-	99,997,222
Purchase	10/6/2017	10/10/2017	Federal Agencies	FED HOME LN DISCOUNT NT	313385MU7	50,000,000	0.00	1.00	99.99	-	49,994,444
Purchase	10/6/2017	10/10/2017	Federal Agencies	FED HOME LN DISCOUNT NT	313385MU7	50,000,000	0.00	1.00	99.99	-	49,994,444
Purchase	10/6/2017	10/10/2017	Federal Agencies	FED HOME LN DISCOUNT NT	313385MU7	100,000,000	0.00	1.00	99.99	-	99,988,889
Purchase	10/10/2017	10/11/2017	Federal Agencies	FED HOME LN DISCOUNT NT	313385MV5	20,000,000	0.00	1.00	100.00	-	19,999,444
Purchase	10/10/2017	10/11/2017	Federal Agencies	FED HOME LN DISCOUNT NT	313385MV5	50,000,000	0.00	1.00	100.00	-	49,998,611
Purchase	10/10/2017	10/11/2017	Federal Agencies	FED HOME LN DISCOUNT NT	313385MV5	50,000,000	0.00	1.00	100.00	-	49,998,611
Purchase	10/10/2017	10/11/2017	Federal Agencies	FED HOME LN DISCOUNT NT	313385MV5	100,000,000	0.00	1.00	100.00	-	99,997,222
Purchase	10/11/2017	10/12/2017	Federal Agencies	FED HOME LN DISCOUNT NT	313385MW3	40,000,000	0.00	1.00	100.00	-	39,998,889
Purchase	10/11/2017	10/12/2017	Federal Agencies	FED HOME LN DISCOUNT NT	313385MW3	50,000,000	0.00	1.00	100.00	-	49,998,611
Purchase	10/11/2017	10/12/2017	Federal Agencies	FED HOME LN DISCOUNT NT	313385MW3	100,000,000	0.00	1.00	100.00	-	99,997,222
Purchase	10/11/2017	10/15/2018	Negotiable CDs	WESTPAC BANKING CORP NY	96121T4S4	50,000,000	1.43	1.43	100.00	-	50,000,000
Purchase	10/12/2017	10/13/2017	Federal Agencies	FED HOME LN DISCOUNT NT	313385MX1	30,000,000	0.00	1.00	100.00	-	29,999,167
Purchase	10/12/2017	10/13/2017	Federal Agencies	FED HOME LN DISCOUNT NT	313385MX1	200,000,000	0.00	1.00	100.00	-	199,994,444
Purchase	10/13/2017	11/15/2017	Commercial Paper	BANK TOKYO-MIT UFJ NY	06538BYF4	33,000,000	0.00	1.23	99.89	-	32,962,793
Purchase	10/13/2017	10/21/2019	Federal Agencies	FEDERAL HOME LOAN BANK	3130ACM92	21,500,000	0.00	0.09	99.82	-	21,461,945
Purchase	10/13/2017	10/16/2017	Federal Agencies	FED HOME LN DISCOUNT NT	313385NA0	50,000,000	0.00	1.00	99.99	-	49,995,833
Purchase	10/13/2017	10/16/2017	Federal Agencies	FED HOME LN DISCOUNT NT	313385NA0	50,000,000	0.00	1.00	99.99	-	49,995,833
Purchase	10/13/2017	10/16/2017	Federal Agencies	FED HOME LN DISCOUNT NT	313385NA0	100,000,000	0.00	1.00	99.99	-	99,991,667
Purchase	10/16/2017	10/25/2018	Negotiable CDs	BANK OF MONTREAL CHICAGO	06371ERP4	45,000,000	1.45	1.45	100.00	-	45,000,000
Purchase	10/16/2017	5/14/2018	Negotiable CDs	BANK OF NOVA SCOTIA HOUS	06417GZN1	50,000,000	1.54	1.54	100.00	-	50,000,000
Purchase	10/16/2017	10/17/2017	Federal Agencies	FED HOME LN DISCOUNT NT	313385NB8	50,000,000	0.00	1.00	100.00	-	49,998,611
Purchase	10/16/2017	10/17/2017	Federal Agencies	FED HOME LN DISCOUNT NT	313385NB8	50,000,000	0.00	1.00	100.00	-	49,998,611
Purchase	10/16/2017	10/17/2017	Federal Agencies	FED HOME LN DISCOUNT NT	313385NB8	100,000,000	0.00	1.00	100.00	-	99,997,222
Purchase	10/17/2017	10/18/2017	Federal Agencies	FED HOME LN DISCOUNT NT	313385NC6	75,000,000	0.00	1.00	100.00	-	74,997,917
Purchase	10/17/2017	10/18/2017	Federal Agencies	FED HOME LN DISCOUNT NT	313385NC6	100,000,000	0.00	1.00	100.00	-	99,997,222
Purchase	10/17/2017	10/18/2017	Negotiable CDs	TORONTO DOMINION BANK NY	89113XJK1	50,000,000	1.16	1.16	100.00	-	50,000,000
Purchase	10/17/2017	10/18/2017	Commercial Paper	TOYOTA MOTOR CREDIT CORP	89233GXJ0	25,000,000	0.00	1.03	100.00	-	24,999,285
Purchase	10/18/2017	4/24/2018	Commercial Paper	BANK TOKYO-MIT UFJ NY	06538CDQ1	40,000,000	0.00	1.54	99.20	-	39,680,400

Investment Transactions

Pooled Fund

Transaction	Settle Date	Maturity	Type of Investment	Issuer/Name	CUSIP	Par Value	Coupon	YTM	Price	Interest	Transaction
Purchase	10/18/2017	10/19/2017	Federal Agencies	FED HOME LN DISCOUNT NT	313385ND4	50,000,000	0.00	1.00	100.00	-	49,998,611
Purchase	10/18/2017	10/19/2017	Federal Agencies	FED HOME LN DISCOUNT NT	313385ND4	100,000,000	0.00	1.00	100.00	-	99,997,222
Purchase	10/18/2017	10/25/2018	Negotiable CDs	TORONTO DOMINION BANK NY	89113XJJ4	50,000,000	1.44	1.44	100.00	-	50,000,000
Purchase	10/19/2017	10/20/2017	Federal Agencies	FED HOME LN DISCOUNT NT	313385NE2	60,000,000	0.00	1.00	100.00	-	59,998,333
Purchase	10/19/2017	10/20/2017	Federal Agencies	FED HOME LN DISCOUNT NT	313385NE2	100,000,000	0.00	1.00	100.00	-	99,997,222
Purchase	10/19/2017	10/20/2017	Commercial Paper	TOYOTA MOTOR CREDIT CORP	89233GXL5	25,000,000	0.00	1.03	100.00	-	24,999,285
Purchase	10/20/2017	10/23/2017	Federal Agencies	FED HOME LN DISCOUNT NT	313385NH5	70,000,000	0.00	1.00	99.99	-	69,994,167
Purchase	10/20/2017	10/23/2017	Federal Agencies	FED HOME LN DISCOUNT NT	313385NH5	100,000,000	0.00	1.00	99.99	-	99,991,667
Purchase	10/20/2017	10/23/2017	Commercial Paper	TOYOTA MOTOR CREDIT CORP	89233GXP6	25,000,000	0.00	1.05	99.99	-	24,997,813
Purchase	10/23/2017	10/24/2017	Federal Agencies	FED HOME LN DISCOUNT NT	313385NJ1	100,000,000	0.00	1.00	100.00	-	99,997,222
Purchase	10/23/2017	10/24/2017	Federal Agencies	FED HOME LN DISCOUNT NT	313385NJ1	100,000,000	0.00	1.00	100.00	-	99,997,222
Purchase	10/23/2017	10/24/2017	Commercial Paper	TOYOTA MOTOR CREDIT CORP	89233GXQ4	25,000,000	0.00	1.03	100.00	-	24,999,285
Purchase	10/24/2017	10/25/2017	Federal Agencies	FED HOME LN DISCOUNT NT	313385NK8	50,000,000	0.00	1.00	100.00	-	49,998,611
Purchase	10/24/2017	10/25/2017	Federal Agencies	FED HOME LN DISCOUNT NT	313385NK8	50,000,000	0.00	1.00	100.00	-	49,998,611
Purchase	10/24/2017	10/25/2017	Federal Agencies	FED HOME LN DISCOUNT NT	313385NK8	70,000,000	0.00	1.00	100.00	-	69,998,056
Purchase	10/24/2017	10/25/2017	Federal Agencies	FED HOME LN DISCOUNT NT	313385NK8	100,000,000	0.00	1.00	100.00	-	99,997,222
Purchase	10/24/2017	10/25/2017	Commercial Paper	TOYOTA MOTOR CREDIT CORP	89233GXR2	25,000,000	0.00	1.03	100.00	-	24,999,285
Purchase	10/25/2017	10/25/2018	Negotiable CDs	BANK OF NOVA SCOTIA HOUS	06417GZR2	50,000,000	1.44	1.44	100.00	-	50,000,000
Purchase	10/25/2017	12/22/2017	Commercial Paper	BANK TOKYO-MIT UFJ NY	06538BZN6	50,000,000	0.00	1.30	99.79	-	49,995,278
Purchase	10/25/2017	10/26/2017	Commercial Paper	COLGATE-PALMOLIVE CO	19416EXS1	14,500,000	0.00	1.06	100.00	-	14,499,573
Purchase	10/25/2017	10/26/2017	Federal Agencies	FED HOME LN DISCOUNT NT	313385NL6	50,000,000	0.00	1.00	100.00	-	49,998,611
Purchase	10/25/2017	10/26/2017	Federal Agencies	FED HOME LN DISCOUNT NT	313385NL6	50,000,000	0.00	1.00	100.00	-	49,998,611
Purchase	10/25/2017	10/26/2017	Federal Agencies	FED HOME LN DISCOUNT NT	313385NL6	50,000,000	0.00	1.00	100.00	-	49,998,611
Purchase	10/25/2017	10/26/2017	Federal Agencies	FED HOME LN DISCOUNT NT	313385NL6	100,000,000	0.00	1.00	100.00	-	99,997,222
Purchase	10/25/2017	10/26/2017	Commercial Paper	TOYOTA MOTOR CREDIT CORP	89233GXS0	50,000,000	0.00	1.03	100.00	-	49,998,569
Purchase	10/26/2017	11/25/2018	Commercial Paper	BANK TOKYO-MIT UFJ NY	06538CAR2	32,000,000	0.00	1.37	99.65	-	31,889,182
Purchase	10/26/2017	10/27/2017	Federal Agencies	FED HOME LN DISCOUNT NT	313385NM4	50,000,000	0.00	1.00	100.00	-	49,998,611
Purchase	10/26/2017	10/27/2017	Federal Agencies	FED HOME LN DISCOUNT NT	313385NM4	50,000,000	0.00	1.00	100.00	-	49,998,611
Purchase	10/26/2017	10/27/2017	Federal Agencies	FED HOME LN DISCOUNT NT	313385NM4	50,000,000	0.00	1.00	100.00	-	49,998,611
Purchase	10/26/2017	10/27/2017	Federal Agencies	FED HOME LN DISCOUNT NT	313385NM4	100,000,000	0.00	1.00	100.00	-	99,997,222
Purchase	10/26/2017	11/9/2017	Federal Agencies	FED HOME LN DISCOUNT NT	313385PA8	40,000,000	0.00	1.01	99.96	-	39,984,367
Purchase	10/26/2017	10/27/2017	Commercial Paper	TOYOTA MOTOR CREDIT CORP	89233GXT8	50,000,000	0.00	1.03	100.00	-	49,998,569
Purchase	10/27/2017	10/30/2017	Federal Agencies	FED HOME LN DISCOUNT NT	313385NQ5	50,000,000	0.00	0.98	99.99	-	49,995,917
Purchase	10/27/2017	10/30/2017	Federal Agencies	FED HOME LN DISCOUNT NT	313385NQ5	50,000,000	0.00	0.98	99.99	-	49,995,917
Purchase	10/27/2017	10/30/2017	Federal Agencies	FED HOME LN DISCOUNT NT	313385NQ5	50,000,000	0.00	0.98	99.99	-	49,995,917
Purchase	10/27/2017	10/30/2017	Federal Agencies	FED HOME LN DISCOUNT NT	313385NQ5	50,000,000	0.00	0.98	99.99	-	49,995,917
Purchase	10/27/2017	10/30/2017	Federal Agencies	FED HOME LN DISCOUNT NT	313385NQ5	100,000,000	0.00	0.98	99.99	-	99,991,833
Purchase	10/27/2017	11/8/2017	Federal Agencies	FED HOME LN DISCOUNT NT	313385NZ5	50,000,000	0.00	1.01	99.97	-	49,983,167
Purchase	10/27/2017	11/10/2017	Commercial Paper	JOHNSON & JOHNSON	47816FYA3	30,000,000	0.00	1.09	99.96	-	29,987,283
Purchase	10/27/2017	11/10/2017	Commercial Paper	JOHNSON & JOHNSON	47816FYA3	33,000,000	0.00	1.12	99.96	-	32,985,627
Purchase	10/27/2017	10/30/2017	Commercial Paper	TOYOTA MOTOR CREDIT CORP	89233GXW1	50,000,000	0.00	1.05	99.99	-	49,995,625
Purchase	10/30/2017	11/20/2017	Commercial Paper	BANK TOKYO-MIT UFJ NY	06538BYL1	40,000,000	0.00	1.21	99.93	-	39,971,767
Purchase	10/30/2017	11/1/2017	Federal Agencies	FED HOME LN DISCOUNT NT	313385NS1	27,500,000	0.00	0.95	99.99	-	27,498,549
Purchase	10/30/2017	11/1/2017	Money Market Funds	FIDELITY INST GOV FUND	31607A703	50,000,000	0.96	0.96	100.00	-	50,000,000
Purchase	10/30/2017	11/27/2017	Supranationals	INTER-AMERICAN DEVEL BA	45818LPU8	26,565,000	0.00	1.10	99.91	-	26,542,272
Purchase	10/30/2017	10/31/2017	Commercial Paper	TOYOTA MOTOR CREDIT CORP	89233GXX9	50,000,000	0.00	1.03	100.00	-	49,998,569
Purchase	10/31/2017	11/12/2018	Commercial Paper	BANK TOKYO-MIT UFJ NY	06538CAC5	40,000,000	0.00	1.33	99.73	-	39,892,122
Purchase	10/31/2017	11/1/2017	Money Market Funds	BLACKROCK LIQ INST GOV F	09248U718	55,000,000	0.92	0.92	100.00	-	55,000,000
Purchase	10/31/2017	11/1/2017	Federal Agencies	FANNIE DISCOUNT NOTE	313589NS8	37,825,000	0.00	0.95	100.00	-	37,824,002
Purchase	10/31/2017	11/1/2017	Federal Agencies	FANNIE DISCOUNT NOTE	313589NS8	100,000,000	0.00	0.95	100.00	-	99,997,361

Investment Transactions Pooled Fund

Transaction	Settle Date	Maturity	Type of Investment	Issuer Name	CUSIP	Par Value	Coupon	YTM	Price	Interest	Transaction
Purchase	10/31/2017	11/1/2017	Money Market Funds	FIDELITY INST GOV FUND	31607A703	100,089	0.96	0.96	100.00	-	100,089
Purchase	10/31/2017	11/1/2017	Money Market Funds	FIDELITY INST GOV FUND	31607A703	110,000,000	0.96	0.96	100.00	-	110,000,000
Purchase	10/31/2017	11/1/2017	Money Market Funds	MORGAN STANLEY INST GOVT	61747C707	2,966	0.92	0.92	100.00	-	2,966
Purchase	10/31/2017	11/1/2017	Money Market Funds	MORGAN STANLEY INST GOVT	61747C707	100,000,000	0.92	0.92	100.00	-	100,000,000
Purchase	10/31/2017	11/1/2017	Commercial Paper	TOYOTA MOTOR CREDIT CORP	89233GY18	50,000,000	0.00	1.03	100.00	-	49,998,569
Subtotals						\$5,958,193,076	0.19	1.06	\$ 99.98	\$ -	\$5,956,835,394
Sale	10/2/2017	11/1/2017	Money Market Funds	FIDELITY INST GOV FUND	31607A703	\$ 150,000,000	0.96	0.96	\$ 100.00	\$ -	\$ 150,000,000
Sale	10/3/2017	11/1/2017	Money Market Funds	FIDELITY INST GOV FUND	31607A703	150,000,000	0.96	0.96	100.00	-	150,000,000
Sale	10/4/2017	2/5/2018	Federal Agencies	FEDERAL FARM CREDIT BANK	3133EEAN0	25,000,000	1.27	1.27	100.08	25,588	25,045,695
Sale	10/4/2017	5/10/2018	Commercial Paper	GE CAPITAL TREASURY LLC	36184KEA5	50,000,000	0.00	1.41	99.13	-	49,567,028
Sale	10/4/2017	1/22/2018	Commercial Paper	GE CAPITAL TREASURY LLC	36164LEN5	50,000,000	1.33	1.33	100.02	16,590	50,024,590
Subtotals						\$ 425,000,000	0.91	1.07	\$ 99.90	\$ 42,178	\$ 424,637,313
Call	10/6/2017	4/6/2020	Federal Agencies	FANNIE MAE	3136G4ND1	\$ 50,000,000	1.88	1.84	\$ 100.00	\$ -	\$ 50,000,000
Call	10/18/2017	10/18/2019	Federal Agencies	FREDDIE MAC	3134GAPT5	10,000,000	1.00	1.00	100.00	-	10,000,000
Call	10/27/2017	4/27/2020	Federal Agencies	FREDDIE MAC	3134GBFU1	8,800,000	1.75	1.73	100.00	-	8,800,000
Call	10/27/2017	4/27/2020	Federal Agencies	FREDDIE MAC	3134GBFU1	50,000,000	1.75	1.75	100.00	-	50,000,000
Subtotals						\$ 118,800,000	0.79	0.78	\$ 100.00	\$ -	\$ 118,800,000
Maturity	10/1/2017	10/1/2017	Medium Term Notes	UNITED PARCEL SERVICE	911312AP1	\$ 2,000,000	1.13	1.01	100	\$ 11,250	\$ 2,011,250
Maturity	10/2/2017	10/2/2017	Negotiable CDs	BANK OF MONTREAL CHICAGO	06371ECR6	50,000,000	1.31	1.31	100	172,847	50,172,847
Maturity	10/2/2017	10/2/2017	Commercial Paper	BANK TOKYO-MIT UFJ NY	06538BX24	25,000,000	0.00	1.21	100	-	25,000,000
Maturity	10/2/2017	10/2/2017	Commercial Paper	BANK TOKYO-MIT UFJ NY	06538BX24	50,000,000	0.00	1.20	100	-	50,000,000
Maturity	10/2/2017	10/2/2017	Supranationals	INTL BK RECON & DEVELOP	459053ML5	16,000,000	0.00	1.06	100	-	16,000,000
Maturity	10/3/2017	10/3/2017	Federal Agencies	FED HOME LN DISCOUNT NT	313385MM5	20,000,000	0.00	0.96	100	-	20,000,000
Maturity	10/3/2017	10/3/2017	Federal Agencies	FED HOME LN DISCOUNT NT	313385MM5	100,000,000	0.00	0.96	100	-	100,000,000
Maturity	10/4/2017	10/4/2017	Commercial Paper	COLGATE-PALMOLIVE CO	19416EX44	10,200,000	0.00	1.05	100	-	10,200,000
Maturity	10/4/2017	10/4/2017	Federal Agencies	FED HOME LN DISCOUNT NT	313385MN3	50,000,000	0.00	1.00	100	-	50,000,000
Maturity	10/4/2017	10/4/2017	Federal Agencies	FED HOME LN DISCOUNT NT	313385MN3	50,000,000	0.00	1.00	100	-	50,000,000
Maturity	10/4/2017	10/4/2017	Federal Agencies	FED HOME LN DISCOUNT NT	313385MN3	70,000,000	0.00	0.90	100	-	70,000,000
Maturity	10/4/2017	10/4/2017	Federal Agencies	FED HOME LN DISCOUNT NT	313385MN3	100,000,000	0.00	1.00	100	-	100,000,000
Maturity	10/5/2017	10/5/2017	Federal Agencies	FED HOME LN DISCOUNT NT	313385MP8	50,000,000	0.00	1.00	100	-	50,000,000
Maturity	10/5/2017	10/5/2017	Federal Agencies	FED HOME LN DISCOUNT NT	313385MP8	50,000,000	0.00	1.00	100	-	50,000,000
Maturity	10/5/2017	10/5/2017	Federal Agencies	FED HOME LN DISCOUNT NT	313385MP8	100,000,000	0.00	1.00	100	-	100,000,000
Maturity	10/6/2017	10/6/2017	Federal Agencies	FED HOME LN DISCOUNT NT	313385MQ6	50,000,000	0.00	1.00	100	-	50,000,000
Maturity	10/6/2017	10/6/2017	Federal Agencies	FED HOME LN DISCOUNT NT	313385MQ6	100,000,000	0.00	1.00	100	-	100,000,000
Maturity	10/10/2017	10/10/2017	Federal Agencies	FED HOME LN DISCOUNT NT	313385MU7	50,000,000	0.00	1.00	100	-	50,000,000
Maturity	10/10/2017	10/10/2017	Federal Agencies	FED HOME LN DISCOUNT NT	313385MU7	50,000,000	0.00	1.00	100	-	50,000,000
Maturity	10/10/2017	10/10/2017	Federal Agencies	FED HOME LN DISCOUNT NT	313385MU7	100,000,000	0.00	1.00	100	-	100,000,000
Maturity	10/11/2017	10/11/2017	Federal Agencies	FED HOME LN DISCOUNT NT	313385MV5	20,000,000	0.00	1.00	100	-	20,000,000
Maturity	10/11/2017	10/11/2017	Federal Agencies	FED HOME LN DISCOUNT NT	313385MV5	50,000,000	0.00	1.00	100	-	50,000,000
Maturity	10/11/2017	10/11/2017	Federal Agencies	FED HOME LN DISCOUNT NT	313385MV5	50,000,000	0.00	1.00	100	-	50,000,000
Maturity	10/11/2017	10/11/2017	Federal Agencies	FED HOME LN DISCOUNT NT	313385MV5	100,000,000	0.00	1.00	100	-	100,000,000
Maturity	10/12/2017	10/12/2017	Commercial Paper	BANK TOKYO-MIT UFJ NY	06538BXC2	33,000,000	0.00	1.21	100	-	33,000,000
Maturity	10/12/2017	10/12/2017	Federal Agencies	FED HOME LN DISCOUNT NT	313385MW3	40,000,000	0.00	1.00	100	-	40,000,000
Maturity	10/12/2017	10/12/2017	Federal Agencies	FED HOME LN DISCOUNT NT	313385MW3	50,000,000	0.00	1.00	100	-	50,000,000
Maturity	10/12/2017	10/12/2017	Federal Agencies	FED HOME LN DISCOUNT NT	313385MW3	100,000,000	0.00	1.00	100	-	100,000,000
Maturity	10/13/2017	10/13/2017	Federal Agencies	FED HOME LN DISCOUNT NT	313385MX1	30,000,000	0.00	1.00	100	-	30,000,000
Maturity	10/13/2017	10/13/2017	Federal Agencies	FED HOME LN DISCOUNT NT	313385MX1	200,000,000	0.00	1.00	100	-	200,000,000
Maturity	10/16/2017	10/16/2017	Negotiable CDs	BANK OF MONTREAL CHICAGO	06427KW29	50,000,000	1.38	1.38	100	53,839	50,053,839

Investment Transactions Pooled Fund

Transaction	Settle Date	Maturity	Type of Investment	Issuer Name	CUSIP	Par Value	Coupon	YTM	Price	Interest	Transaction
Maturity	10/16/2017	10/16/2017	Federal Agencies	FED HOME LN DISCOUNT NT	313385NA0	50,000,000	0.00	1.00	100	-	50,000,000
Maturity	10/16/2017	10/16/2017	Federal Agencies	FED HOME LN DISCOUNT NT	313385NA0	50,000,000	0.00	1.00	100	-	50,000,000
Maturity	10/16/2017	10/16/2017	Federal Agencies	FED HOME LN DISCOUNT NT	313385NA0	100,000,000	0.00	1.00	100	-	100,000,000
Maturity	10/16/2017	10/16/2017	Negotiable CDs	TORONTO DOMINION BANK NY	89113WHZ5	50,000,000	1.22	1.22	100	327,028	50,327,028
Maturity	10/17/2017	10/17/2017	Federal Agencies	FED HOME LN DISCOUNT NT	313385NB8	50,000,000	0.00	1.00	100	-	50,000,000
Maturity	10/17/2017	10/17/2017	Federal Agencies	FED HOME LN DISCOUNT NT	313385NB8	50,000,000	0.00	1.00	100	-	50,000,000
Maturity	10/17/2017	10/17/2017	Federal Agencies	FED HOME LN DISCOUNT NT	313385NB8	100,000,000	0.00	1.00	100	-	100,000,000
Maturity	10/18/2017	10/18/2017	Commercial Paper	BANK TOKYO-MIT UFJ NY	06538BXJ7	40,000,000	0.00	1.23	100	-	40,000,000
Maturity	10/18/2017	10/18/2017	Federal Agencies	FED HOME LN DISCOUNT NT	313385NC6	75,000,000	0.00	1.00	100	-	75,000,000
Maturity	10/18/2017	10/18/2017	Federal Agencies	FED HOME LN DISCOUNT NT	313385NC6	100,000,000	0.00	1.00	100	-	100,000,000
Maturity	10/18/2017	10/18/2017	Negotiable CDs	TORONTO DOMINION BANK NY	89113XJK1	50,000,000	1.16	1.16	100	1,611	50,001,611
Maturity	10/18/2017	10/18/2017	Commercial Paper	TOYOTA MOTOR CREDIT CORP	89233GXJ0	25,000,000	0.00	1.03	100	-	25,000,000
Maturity	10/19/2017	10/19/2017	Federal Agencies	FED HOME LN DISCOUNT NT	313385ND4	50,000,000	0.00	1.00	100	-	50,000,000
Maturity	10/19/2017	10/19/2017	Federal Agencies	FED HOME LN DISCOUNT NT	313385ND4	100,000,000	0.00	1.00	100	-	100,000,000
Maturity	10/20/2017	10/20/2017	Federal Agencies	FED HOME LN DISCOUNT NT	313385NE2	60,000,000	0.00	1.00	100	-	60,000,000
Maturity	10/20/2017	10/20/2017	Federal Agencies	FED HOME LN DISCOUNT NT	313385NE2	100,000,000	0.00	1.00	100	-	100,000,000
Maturity	10/20/2017	10/20/2017	Commercial Paper	TOYOTA MOTOR CREDIT CORP	89233GXL5	25,000,000	0.00	1.03	100	-	25,000,000
Maturity	10/23/2017	10/23/2017	Federal Agencies	FED HOME LN DISCOUNT NT	313385NH5	70,000,000	0.00	1.00	100	-	70,000,000
Maturity	10/23/2017	10/23/2017	Federal Agencies	FED HOME LN DISCOUNT NT	313385NH5	100,000,000	0.00	1.00	100	-	100,000,000
Maturity	10/23/2017	10/23/2017	Commercial Paper	TOYOTA MOTOR CREDIT CORP	89233GXP6	25,000,000	0.00	1.05	100	-	25,000,000
Maturity	10/24/2017	10/24/2017	Federal Agencies	FED HOME LN DISCOUNT NT	313385NJ1	100,000,000	0.00	1.00	100	-	100,000,000
Maturity	10/24/2017	10/24/2017	Federal Agencies	FED HOME LN DISCOUNT NT	313385NJ1	100,000,000	0.00	1.00	100	-	100,000,000
Maturity	10/24/2017	10/24/2017	Commercial Paper	JOHNSON & JOHNSON	47816FXQ9	60,000,000	0.00	1.18	100	-	60,000,000
Maturity	10/24/2017	10/24/2017	Commercial Paper	TOYOTA MOTOR CREDIT CORP	89233GXQ4	25,000,000	0.00	1.03	100	-	25,000,000
Maturity	10/25/2017	10/25/2017	Commercial Paper	BANK TOKYO-MIT UFJ NY	06538BXR9	15,000,000	0.00	1.25	100	-	15,000,000
Maturity	10/25/2017	10/25/2017	Commercial Paper	BANK TOKYO-MIT UFJ NY	06538BXR9	17,000,000	0.00	1.23	100	-	17,000,000
Maturity	10/25/2017	10/25/2017	Commercial Paper	BANK TOKYO-MIT UFJ NY	06538BXR9	25,000,000	0.00	1.25	100	-	25,000,000
Maturity	10/25/2017	10/25/2017	Commercial Paper	BANK TOKYO-MIT UFJ NY	06538BXR9	25,000,000	0.00	1.25	100	-	25,000,000
Maturity	10/25/2017	10/25/2017	Federal Agencies	FED HOME LN DISCOUNT NT	313385NK8	50,000,000	0.00	1.00	100	-	50,000,000
Maturity	10/25/2017	10/25/2017	Federal Agencies	FED HOME LN DISCOUNT NT	313385NK8	50,000,000	0.00	1.00	100	-	50,000,000
Maturity	10/25/2017	10/25/2017	Federal Agencies	FED HOME LN DISCOUNT NT	313385NK8	70,000,000	0.00	1.00	100	-	70,000,000
Maturity	10/25/2017	10/25/2017	Federal Agencies	FED HOME LN DISCOUNT NT	313385NK8	100,000,000	0.00	1.00	100	-	100,000,000
Maturity	10/25/2017	10/25/2017	Negotiable CDs	TORONTO DOMINION BANK NY	89113XCY8	40,000,000	1.25	1.25	100	84,722	40,084,722
Maturity	10/25/2017	10/25/2017	Commercial Paper	TOYOTA MOTOR CREDIT CORP	89233GXR2	25,000,000	0.00	1.19	100	-	25,000,000
Maturity	10/25/2017	10/25/2017	Commercial Paper	TOYOTA MOTOR CREDIT CORP	89233GXR2	25,000,000	0.00	1.03	100	-	25,000,000
Maturity	10/26/2017	10/26/2017	Commercial Paper	COLGATE-PALMOLIVE CO	19416EXS1	14,500,000	0.00	1.06	100	-	14,500,000
Maturity	10/26/2017	10/26/2017	Federal Agencies	FEDERAL HOME LOAN BANK	3130A6LZ8	25,000,000	0.63	0.82	100	78,125	25,078,125
Maturity	10/26/2017	10/26/2017	Federal Agencies	FED HOME LN DISCOUNT NT	313385NL6	50,000,000	0.00	1.00	100	-	50,000,000
Maturity	10/26/2017	10/26/2017	Federal Agencies	FED HOME LN DISCOUNT NT	313385NL6	50,000,000	0.00	1.00	100	-	50,000,000
Maturity	10/26/2017	10/26/2017	Federal Agencies	FED HOME LN DISCOUNT NT	313385NL6	50,000,000	0.00	1.00	100	-	50,000,000
Maturity	10/26/2017	10/26/2017	Federal Agencies	FED HOME LN DISCOUNT NT	313385NL6	50,000,000	0.00	1.00	100	-	50,000,000
Maturity	10/26/2017	10/26/2017	Federal Agencies	FED HOME LN DISCOUNT NT	313385NL6	100,000,000	0.00	1.00	100	-	100,000,000
Maturity	10/26/2017	10/26/2017	Commercial Paper	TOYOTA MOTOR CREDIT CORP	89233GXS0	50,000,000	0.00	1.03	100	-	50,000,000
Maturity	10/27/2017	10/27/2017	Federal Agencies	FED HOME LN DISCOUNT NT	313385NM4	50,000,000	0.00	1.00	100	-	50,000,000
Maturity	10/27/2017	10/27/2017	Federal Agencies	FED HOME LN DISCOUNT NT	313385NM4	50,000,000	0.00	1.00	100	-	50,000,000
Maturity	10/27/2017	10/27/2017	Federal Agencies	FED HOME LN DISCOUNT NT	313385NM4	50,000,000	0.00	1.00	100	-	50,000,000
Maturity	10/27/2017	10/27/2017	Federal Agencies	FED HOME LN DISCOUNT NT	313385NM4	50,000,000	0.00	1.00	100	-	50,000,000
Maturity	10/27/2017	10/27/2017	Federal Agencies	FED HOME LN DISCOUNT NT	313385NM4	100,000,000	0.00	1.00	100	-	100,000,000
Maturity	10/27/2017	10/27/2017	Commercial Paper	TOYOTA MOTOR CREDIT CORP	89233GXT8	50,000,000	0.00	1.03	100	-	50,000,000
Maturity	10/30/2017	10/30/2017	Commercial Paper	BANK TOKYO-MIT UFJ NY	06538BXW8	50,000,000	0.00	1.39	100	-	50,000,000

Investment Transactions Pooled Fund

Transaction	Settle Date	Maturity	Type of Investment	Issuer Name	CUSIP	Par Value	Coupon	YTM	Price	Interest	Transaction	
Maturity	10/30/2017	10/30/2017	Federal Agencies	FED HOME LN DISCOUNT NT	313385NQ5	50,000,000	0.00	0.98	100	-	50,000,000	
Maturity	10/30/2017	10/30/2017	Federal Agencies	FED HOME LN DISCOUNT NT	313385NQ5	50,000,000	0.00	0.98	100	-	50,000,000	
Maturity	10/30/2017	10/30/2017	Federal Agencies	FED HOME LN DISCOUNT NT	313385NQ5	50,000,000	0.00	0.98	100	-	50,000,000	
Maturity	10/30/2017	10/30/2017	Federal Agencies	FED HOME LN DISCOUNT NT	313385NQ5	50,000,000	0.00	0.98	100	-	50,000,000	
Maturity	10/30/2017	10/30/2017	Federal Agencies	FED HOME LN DISCOUNT NT	313385NQ5	100,000,000	0.00	0.98	100	-	100,000,000	
Maturity	10/30/2017	10/30/2017	Commercial Paper	TOYOTA MOTOR CREDIT CORP	89233GXW1	50,000,000	0.00	1.05	100	-	50,000,000	
Maturity	10/31/2017	10/31/2017	Commercial Paper	BANK TOKYO-MIT UFJ NY	06538BXX6	30,000,000	0.00	1.23	100	-	30,000,000	
Maturity	10/31/2017	10/31/2017	Commercial Paper	TOYOTA MOTOR CREDIT CORP	89233GX9	50,000,000	0.00	1.03	100	-	50,000,000	
Subtotals						\$5,032,700,000	0.06	1.03	\$ 100.00	\$	729,423	\$5,033,429,423
Interest	10/1/2017	4/1/2019	State/Local Agencies	CALIFORNIA ST	13063DAB4	\$ 23,000,000	1.59	1.59	\$ -	\$ -	\$ -	156,734
Interest	10/1/2017	10/1/2019	Federal Agencies	FARMER MAC	3132X0KH3	50,000,000	1.31	1.31	-	-	-	167,211
Interest	10/1/2017	10/1/2019	State/Local Agencies	MISSISSIPPI ST	6055804W6	8,500,000	6.09	1.38	-	-	-	258,783
Interest	10/2/2017	7/2/2018	Negotiable CDs	BANK OF MONTREAL CHICAGO	06371EDT1	50,000,000	1.43	1.43	-	-	-	53,646
Interest	10/2/2017	11/1/2017	Money Market Funds	BLACKROCK LIQ INST GOV F	09248U718	29,223	0.92	0.92	-	-	-	22
Interest	10/2/2017	11/2/2020	Federal Agencies	FARMER MAC	3132X0KR1	25,000,000	1.43	1.43	-	-	-	29,826
Interest	10/2/2017	2/2/2018	Federal Agencies	FEDERAL FARM CREDIT BANK	3133EEMH0	4,000,000	1.28	1.31	-	-	-	4,272
Interest	10/2/2017	2/2/2018	Federal Agencies	FEDERAL FARM CREDIT BANK	3133EEMH0	35,000,000	1.28	1.43	-	-	-	37,382
Interest	10/2/2017	1/2/2019	Federal Agencies	FEDERAL FARM CREDIT BANK	3133EGDM4	25,000,000	1.39	1.39	-	-	-	28,993
Interest	10/2/2017	12/2/2019	Federal Agencies	FEDERAL FARM CREDIT BANK	3133EGN43	50,000,000	1.39	1.39	-	-	-	57,986
Interest	10/2/2017	1/3/2020	Federal Agencies	FARMER MAC	45950VFH4	30,000,000	1.25	1.52	-	-	-	28,200
Interest	10/2/2017	7/2/2018	Negotiable CDs	WESTPAC BANKING CORP NY	96121T3R7	50,000,000	1.38	1.38	-	-	-	51,771
Interest	10/3/2017	1/3/2020	Federal Agencies	FARMER MAC	3132X0PG0	50,000,000	1.30	1.30	-	-	-	54,236
Interest	10/3/2017	1/3/2019	Federal Agencies	FEDERAL FARM CREDIT BANK	3133EG2V6	25,000,000	1.28	1.28	-	-	-	26,701
Interest	10/5/2017	2/5/2018	Federal Agencies	FEDERAL FARM CREDIT BANK	3133EEAN0	25,000,000	1.27	1.34	-	-	-	26,470
Interest	10/5/2017	2/5/2018	Federal Agencies	FEDERAL FARM CREDIT BANK	3133EEAN0	50,000,000	1.27	1.35	-	-	-	52,940
Interest	10/5/2017	4/5/2019	Federal Agencies	FREDDIE MAC	3134GBFR8	25,000,000	1.40	1.40	-	-	-	175,000
Interest	10/5/2017	4/5/2022	Federal Agencies	FANNIE MAE	3135G0T45	25,000,000	1.88	1.81	-	-	-	227,865
Interest	10/5/2017	10/5/2018	Supranationals	INTL BK RECON & DEVELOP	459058ER0	25,000,000	1.00	1.07	-	-	-	125,000
Interest	10/5/2017	4/5/2018	Negotiable CDs	ROYAL BANK OF CANADA NY	78009NW36	50,000,000	1.38	1.38	-	-	-	57,523
Interest	10/6/2017	4/6/2020	Federal Agencies	FANNIE MAE	3136G4ND1	50,000,000	1.88	1.84	-	-	-	468,750
Interest	10/6/2017	3/6/2018	Supranationals	INTL FINANCE CORP	45950VKP0	50,000,000	1.28	1.28	-	-	-	53,500
Interest	10/7/2017	10/7/2021	Federal Agencies	FANNIE MAE	3135G0QQ9	25,000,000	1.38	1.38	-	-	-	171,875
Interest	10/8/2017	6/8/2018	Federal Agencies	FEDERAL FARM CREDIT BANK	3133EFCT2	25,000,000	1.29	1.29	-	-	-	26,817
Interest	10/8/2017	6/8/2018	Federal Agencies	FEDERAL FARM CREDIT BANK	3133EFCT2	50,000,000	1.29	1.29	-	-	-	53,634
Interest	10/8/2017	12/8/2021	Federal Agencies	FEDERAL FARM CREDIT BANK	3133EGS97	25,000,000	1.50	1.50	-	-	-	31,296
Interest	10/8/2017	12/8/2021	Federal Agencies	FEDERAL FARM CREDIT BANK	3133EGS97	25,000,000	1.50	1.50	-	-	-	31,296
Interest	10/9/2017	2/9/2018	Federal Agencies	FEDERAL FARM CREDIT BANK	3133EFNK9	25,000,000	1.32	1.37	-	-	-	27,396
Interest	10/9/2017	8/9/2019	Federal Agencies	FEDERAL FARM CREDIT BANK	3133EGED3	25,000,000	1.42	1.42	-	-	-	29,583
Interest	10/9/2017	8/9/2019	Federal Agencies	FEDERAL FARM CREDIT BANK	3133EGED3	25,000,000	1.42	1.42	-	-	-	29,583
Interest	10/9/2017	4/9/2018	Federal Agencies	FREDDIE MAC	3137EAEA3	25,000,000	0.75	0.94	-	-	-	93,750
Interest	10/10/2017	1/9/2019	Medium Term Notes	TOYOTA MOTOR CREDIT CORP	89236TDN2	50,000,000	1.56	1.56	-	-	-	199,859
Interest	10/11/2017	6/11/2018	Federal Agencies	FEDERAL FARM CREDIT BANK	3133EEW48	50,000,000	1.28	1.29	-	-	-	53,333
Interest	10/11/2017	10/11/2019	Federal Agencies	FREDDIE MAC	3134G8TG4	15,000,000	1.50	1.50	-	-	-	112,500
Interest	10/11/2017	4/11/2018	Public Time Deposits	BANK OF SAN FRANCISCO	PP302GIL3	240,000	1.37	1.37	-	-	-	840
Interest	10/13/2017	11/13/2017	Federal Agencies	FEDERAL FARM CREDIT BANK	3133EEBR0	25,000,000	1.27	1.54	-	-	-	26,377
Interest	10/16/2017	4/16/2018	Federal Agencies	FEDERAL FARM CREDIT BANK	3133EEZC7	50,000,000	1.28	1.31	-	-	-	53,518
Interest	10/17/2017	1/17/2019	Negotiable CDs	BANK OF MONTREAL CHICAGO	06371EFH5	50,000,000	1.53	1.53	-	-	-	195,961
Interest	10/17/2017	10/17/2018	Federal Agencies	FEDERAL FARM CREDIT BANK	3133EGFK6	25,000,000	1.36	1.36	-	-	-	28,426
Interest	10/17/2017	10/17/2018	Federal Agencies	FEDERAL FARM CREDIT BANK	3133EGFK6	25,000,000	1.36	1.36	-	-	-	28,426
Interest	10/17/2017	4/17/2020	Federal Agencies	FANNIE MAE	3136G4BL6	15,000,000	1.25	1.25	-	-	-	93,750
Interest	10/18/2017	10/18/2019	Federal Agencies	FREDDIE MAC	3134GAPT5	10,000,000	1.00	1.00	-	-	-	50,000
Interest	10/19/2017	4/19/2018	Federal Agencies	FARMER MAC	3132X0SB8	10,000,000	1.25	1.28	-	-	-	62,500

Investment Transactions Pooled Fund

Transaction	Settle Date	Maturity	Type of Investment	Issuer Name	CUSIP	Par Value	Coupon	YTM	Price	Interest	Transaction
Interest	10/19/2017	4/19/2018	Federal Agencies	FARMER MAC	3132X0SB8	50,000,000	1.25	1.25	-	-	312,500
Interest	10/19/2017	7/19/2018	Federal Agencies	FEDERAL FARM CREDIT BANK	3133EGBQ7	25,000,000	1.37	1.37	-	-	28,484
Interest	10/19/2017	7/19/2018	Federal Agencies	FEDERAL FARM CREDIT BANK	3133EGBQ7	25,000,000	1.37	1.37	-	-	28,484
Interest	10/20/2017	6/20/2018	Federal Agencies	FEDERAL FARM CREDIT BANK	3133EGGC3	25,000,000	1.36	1.36	-	-	28,252
Interest	10/20/2017	8/20/2019	Federal Agencies	FEDERAL FARM CREDIT BANK	3133EGX67	50,000,000	1.36	1.36	-	-	56,505
Interest	10/20/2017	12/20/2017	Negotiable CDs	ROYAL BANK OF CANADA NY	78009NS56	50,000,000	1.50	1.50	-	-	62,338
Interest	10/21/2017	12/21/2020	Federal Agencies	FEDERAL FARM CREDIT BANK	3133EGX75	50,000,000	1.43	1.43	-	-	59,468
Interest	10/21/2017	4/21/2020	Supranationals	INTL BK RECON & DEVELOP	459058FZ1	50,000,000	1.88	1.91	-	-	547,000
Interest	10/22/2017	3/22/2018	Federal Agencies	FEDERAL FARM CREDIT BANK	3133EEN71	50,000,000	1.27	1.30	-	-	52,940
Interest	10/24/2017	12/24/2020	Federal Agencies	FEDERAL FARM CREDIT BANK	3133EFTX5	100,000,000	1.57	1.57	-	-	130,602
Interest	10/24/2017	10/24/2019	Federal Agencies	FANNIE MAE	3136G0T68	14,000,000	1.33	1.44	-	-	93,100
Interest	10/24/2017	7/24/2018	Negotiable CDs	ROYAL BANK OF CANADA NY	78009NX50	50,000,000	1.44	1.44	-	-	57,888
Interest	10/25/2017	1/25/2019	Federal Agencies	FARMER MAC	3132X0EK3	25,000,000	1.41	1.41	-	-	90,367
Interest	10/25/2017	4/25/2018	Federal Agencies	FEDERAL FARM CREDIT BANK	31331KJB7	14,230,000	3.00	0.94	-	-	213,450
Interest	10/25/2017	1/25/2021	Federal Agencies	FEDERAL FARM CREDIT BANK	3133EG4T9	20,000,000	1.40	1.40	-	-	23,287
Interest	10/25/2017	1/25/2021	Federal Agencies	FEDERAL FARM CREDIT BANK	3133EG4T9	20,000,000	1.40	1.40	-	-	23,287
Interest	10/25/2017	2/25/2019	Federal Agencies	FEDERAL FARM CREDIT BANK	3133EGBU8	50,000,000	1.41	1.41	-	-	58,843
Interest	10/25/2017	10/25/2021	Federal Agencies	FEDERAL FARM CREDIT BANK	3133EGZJ7	14,500,000	1.38	1.38	-	-	99,688
Interest	10/25/2017	10/25/2021	Federal Agencies	FEDERAL FARM CREDIT BANK	3133EGZJ7	15,000,000	1.38	1.38	-	-	103,125
Interest	10/25/2017	10/25/2019	Federal Agencies	FREDDIE MAC	3134GBHT2	50,000,000	1.63	1.60	-	-	406,250
Interest	10/25/2017	10/25/2019	Federal Agencies	FANNIE MAE	3136G4FJ7	25,000,000	1.20	1.20	-	-	150,000
Interest	10/25/2017	10/25/2019	Supranationals	INTL BANK RECON & DEVELOP	45905UJZ6	25,000,000	1.30	1.56	-	-	162,500
Interest	10/25/2017	10/25/2019	Supranationals	INTL BK RECON & DEVELOP	45905UJZ6	29,300,000	1.30	1.56	-	-	190,450
Interest	10/26/2017	3/26/2018	Federal Agencies	FEDERAL FARM CREDIT BANK	3133EFW8	25,000,000	1.40	1.42	-	-	29,132
Interest	10/26/2017	1/26/2018	Supranationals	INTL BK RECON & DEVELOP	45905UXQ2	25,000,000	1.36	1.36	-	-	28,250
Interest	10/26/2017	7/26/2018	Negotiable CDs	WESTPAC BANKING CORP NY	96121T3W6	50,000,000	1.39	1.39	-	-	57,847
Interest	10/27/2017	4/27/2020	Federal Agencies	FREDDIE MAC	3134GBFU1	8,800,000	1.75	1.73	-	-	77,000
Interest	10/27/2017	4/27/2020	Federal Agencies	FREDDIE MAC	3134GBFU1	50,000,000	1.75	1.75	-	-	437,500
Interest	10/30/2017	1/29/2018	Negotiable CDs	BANK OF MONTREAL CHICAGO	06427KY84	25,000,000	1.39	1.39	-	-	29,816
Interest	10/30/2017	10/30/2019	Federal Agencies	FANNIE MAE	3136G4EZ2	50,000,000	1.13	1.16	-	-	281,250
Interest	10/30/2017	12/28/2017	Negotiable CDs	WESTPAC BANKING CORP NY	96121T2D9	50,000,000	1.74	1.74	-	-	77,531
Interest	10/31/2017	11/1/2017	Money Market Funds	FIDELITY INST GOV FUND	31607A703	216,685,373	0.96	0.96	-	-	100,089
Interest	10/31/2017	11/1/2017	Money Market Funds	MORGAN STANLEY INST GOVT	61747C707	558,825	0.92	0.92	-	-	2,966
Interest	10/31/2017	10/31/2021	U.S. Treasuries	US TSY NT	912828T67	50,000,000	1.25	1.43	-	-	312,500
Subtotals						\$2,678,843,421	1.39	1.39	\$	-	\$ 7,956,219

Grand Totals	107 Purchases
	(5) Sales
	(93) Maturities / Calls
	9 Change in number of positions

BOS. 11

5)

From: West Area CPUC <WestAreaCPUC@VerizonWireless.com>
Sent: Monday, November 13, 2017 1:13 PM
To: CPC.Wireless; Administrator, City (ADM); Board of Supervisors, (BOS)
Cc: GO159Areports@cpuc.ca.gov; West Area CPUC
Subject: CPUC Notification - Verizon Wireless - City of SF Small Cells 11-13-17
Attachments: CPUC Notification - Verizon Wireless - City of SF Small Cells 11-13-17.pdf

This is to provide your agency with notice according to the provisions of General Order No. 159A of the Public Utilities Commission of the State of California ("CPUC"). This notice is being provided pursuant to Section IV.C.2.

If you prefer to receive these notices by US Mail, please reply to this email stating your jurisdiction's preference.

Thank you

(6)



November 13, 2017

Ms. Anna Hom
Consumer Protection and Enforcement Division
California Public Utilities Commission
505 Van Ness Avenue
San Francisco, CA 94102
GO159Areports@cpuc.ca.gov

RE: Notification Letter for City of San Francisco Small Cells 11-13-17
San Francisco-Oakland, CA / GTE Mobilnet of California Limited Partnership / U-3002-C

This is to provide the Commission with notice according to the provisions of General Order No. 159A of the Public Utilities Commission of the State of California ("CPUC") for the projects described in Attachment A.

A copy of this notification letter is also being provided to the appropriate local government agency for its information. Should there be any questions regarding this project, or if you disagree with any of the information contained herein, please contact the representative below.

Sincerely,

Melinda Salem
Engr IV Spec-RE/Regulatory
15505 Sand Canyon Avenue, Irvine, CA 92618
WestAreaCPUC@VerizonWireless.com



CPUC Attachment A
Initial Build (now presence for Verizon Wireless)

VZW LEGAL ENTITY	JURISDICTION	WIRELESS PLANNER	CITY ADMINISTRATOR	CLERK OF THE BOARD	COUNTY
GTE Mobinet of California Limited Partnership	City of San Francisco 1 Dr. Carlton B. Goodlett Pl San Francisco, CA 94102	CPC.Wireless@sfgov.org	city_administrator@sfgov.org	Board.of.Superintendents@sfgov.org	San Francisco

Site Name	Site Address	Site APN	Site Coordinates (NAD 83)	Project Description	Number & type of Antennas	Tower Design	Tower Appearance	Tower Height (in feet)	Size of Building or NA	Type of Approval	Approval Issue Date	Approval Effective Date	Approval Permit Number	Resolution Number
Pac Heights SF PAC009	3699 Washington St. San Francisco, CA	N/A - public right-of-way	37 47 19.14 N 122 27 25.59 W	Install new telecommunications facility on an existing PGE brown pole in the public right of way. Installation involves: (1) Arphenol CWIS070X05 antenna, (2) mRRU, (1) electrical meter, (1) disconnect switch, and (2) fiber diplexers on existing brown PGE pole in the public right of way	1 cylindrical antenna	PGE brown pole	Antenna RAD of 30'-0"	31'-2"	N/A	Wireless Box Permit	4/23/2015	5/23/2015	16WR-0109	N/A
Pac Heights SF PAC012	3580 Washington St. San Francisco, CA	N/A - public right-of-way	37 47 22.40 N 122 26 48.54 W	Install new telecommunications facility on an existing PGE brown pole in the public right of way. Installation involves: (1) Arphenol CWIS070X05 antenna, (2) mRRU, (1) electrical meter, (1) disconnect switch, and (2) fiber diplexers on existing brown PGE pole in the public right of way	1 cylindrical antenna	PGE brown pole	Antenna RAD of 29'-10"	30'-11"	N/A	Wireless Box Permit	4/23/2015	5/23/2015	16WR-0112	N/A

BOS-11

From: Board of Supervisors, (BOS)
Sent: Thursday, November 16, 2017 2:32 PM
To: BOS-Supervisors
Subject: FW: CPUC Notification - Verizon Wireless - San Francisco Small Cells 11-16-17
Attachments: CPUC Notification - Verizon Wireless - City of San Francisco Small Cells 11-16-17.pdf

From: West Area CPUC [mailto:WestAreaCPUC@VerizonWireless.com]
Sent: Thursday, November 16, 2017 2:04 PM
To: CPC.Wireless <CPC.Wireless@sfgov.org>; Administrator, City (ADM) <city.administrator@sfgov.org>; Board of Supervisors, (BOS) <board.of.supervisors@sfgov.org>
Cc: GO159Areports@cpuc.ca.gov; West Area CPUC <WestAreaCPUC@VerizonWireless.com>
Subject: CPUC Notification - Verizon Wireless - San Francisco Small Cells 11-16-17

This is to provide your agency with notice according to the provisions of General Order No. 159A of the Public Utilities Commission of the State of California ("CPUC"). This notice is being provided pursuant to Section IV.C.2.

If you prefer to receive these notices by US Mail, please reply to this email stating your jurisdiction's preference.

Thank you

BOS-11



November 16, 2017

Ms. Anna Hom
Consumer Protection and Enforcement Division
California Public Utilities Commission
505 Van Ness Avenue
San Francisco, CA 94102
GO159Areports@cpuc.ca.gov

RE: Notification Letter for City of San Francisco Small Cells 11-16-17
San Francisco-Oakland, CA / GTE Mobilnet of California Limited Partnership / U-3002-C

This is to provide the Commission with notice according to the provisions of General Order No. 159A of the Public Utilities Commission of the State of California ("CPUC") for the projects described in Attachment A.

A copy of this notification letter is also being provided to the appropriate local government agency for its information. Should there be any questions regarding this project, or if you disagree with any of the information contained herein, please contact the representative below.

Sincerely,

Melinda Salem
Engr IV Spec-RE/Regulatory
15505 Sand Canyon Avenue, Irvine, CA 92618
WestAreaCPUC@VerizonWireless.com



CPUC Attachment A

Initial Build (new presence for Verizon Wireless)

VZW LEGAL ENTITY	JURISDICTION	PLANNING DIRECTOR	CITY ADMINISTRATOR	CLERK OF THE BOARD	COUNTY
GTE Mobinet of California Limited Partnership	City of San Francisco 1 Dr. Carlton B. Goodlett Pl San Francisco, CA 94102	cpuc.wireless@sfgov.org	city.administrator@sfgov.org	Board of Supervisors@sfgov.org	San Francisco

Site Name	Site Address	Site APN	Site Coordinates (NAD 83)	Project Description	Number & Type of Antennas	Tower Design	Tower Appearance	Tower Height (in feet)	Size of Building or NA	Type of Approval	Approval Issue Date	Approval Effective Date	Approval Permit Number	Resolution Number
SF WVNES 526	1755 Clay St. San Francisco, CA 94102	N/A - public right-of-way	37° 47' 31.956" N 122° 25' 19.8336" W	Installation of one 7.9" diameter x 23.5" tall canister antenna, two 16.5" x 9.8" x 6.5" mRRU's on to existing (29' 6" AGL) SF MTA steel streetlight pole.	1 canister antenna	Existing SF MTA steel pole	Canister antenna @ 31'-8" RAD	32'-8" AGL	N/A	Personal Wireless Service Facility Permit	8/21/17	9/8/17	17WR-0098	N/A
SF WVNES 516	1440 Sutter St. San Francisco, CA 94102	N/A - public right-of-way	37° 47' 14.4096" N 122° 25' 26.5404" W	Installation of one 7.9" diameter x 23.5" tall canister antenna, two 16.5" x 9.8" x 6.5" mRRU's on to existing (28' 10" AGL) SF PUC steel streetlight pole.	1 canister antenna	Existing SF PUC steel pole	Canister antenna @ 31'-1.75" RAD	32'-3.5" AGL	N/A	Personal Wireless Service Facility Permit	9/28/2017	10/17/17	17WR-0194	N/A
SF WVNES 525	1745 California St. San Francisco, CA 94102	N/A - public right-of-way	37° 47' 24.8028" N 122° 25' 22.9116" W	Installation of one 7.9" diameter x 23.5" tall canister antenna, two 16.5" x 9.8" x 6.5" mRRU's on to existing (28' 5" AGL) SF PUC steel streetlight pole.	1 canister antenna	Existing SF PUC steel pole	Canister antenna @ 30'-11" RAD	31'-11" AGL	N/A	Personal Wireless Service Facility Permit	9/27/2017	10/17/17	17WR-0065	N/A
SF WVNES 521	1911 Bush St. San Francisco, CA 94102	N/A - public right-of-way	37° 47' 15.1166" N 122° 25' 44.5332" W	Installation of one 7.9" diameter x 23.5" tall canister antenna, two 16.5" x 9.8" x 6.5" mRRU's on to existing (26' 7" AGL) SF PUC steel streetlight pole.	1 canister antenna	Existing SF PUC steel pole	Canister antenna @ 29'-1" RAD	30'-1" AGL	N/A	Personal Wireless Service Facility Permit	10/5/2017	10/23/17	17WR-0084	N/A
SF WVNES 522	1701 Bush St. San Francisco, CA 94102	N/A - public right-of-way	37° 47' 16.5984" N 122° 25' 32.7252" W	Installation of one 7.9" diameter x 23.5" tall canister antenna, two 16.5" x 9.8" x 6.5" mRRU's on to existing (26' 6" AGL) SF PUC steel streetlight pole.	1 canister antenna	Existing SF PUC steel pole	Canister antenna @ 28'-8" RAD	29'-6" AGL	N/A	Personal Wireless Service Facility Permit	10/10/2017	10/26/17	17WR-0064	N/A

BOS-111
COB, Leg Dep

OFFICE OF THE MAYOR
SAN FRANCISCO



EDWIN M. LEE

TO: Angela Calvillo, Clerk of the Board of Supervisors
FROM: Kathryn Angotti, Legislative Director, Office of Mayor Edwin M. Lee
RE: State Legislation Committee Bill Positions – November 8th, 2017 Meeting
DATE: November 8, 2017

Dear Madam Clerk:

Please be advised that at the November 8, 2017 meeting, the State Legislation Committee approved policy priorities for the following departments.

City Attorney

- Litigation
- Bail Reform
- Merchant’s Precomplaint Education Program
- Code Enforcement
- Land Use
- Public Contracts

Office of Community Investment and Infrastructure

- Tax Exempt Status of Municipal Bonds
- Sustainable Development
- Infill Development

San Francisco Municipal Transportation Agency

- Transportation Funding
- Vision Zero: Automated Speed Enforcement (ASE), Lower Speed Limits and Measures that Improve Traffic Safety
- Emerging Movility and Innovation
- Parking Policy
- Shared Policy Priorities of City Departments

Department of Technology

- Wireless facility Siting
- Protect Municipal Options for Investment in Broadband
- Digital Inclusion
- Modernize 911
- Privacy
- Facilitate FirstNet Deployment
- Protect Local Authority to Manage the Public right of Way, Land Use and Zoning

RECEIVED
BOARD OF SUPERVISORS
SAN FRANCISCO
2017 NOV -8 PM 2:57
AK

Office of City Administrator

- Capital Plan Funding
- Animal Care and Control
- Earthquake Safety
- Mayor's Office of Disability
- Worker's Compensation
- Office of Contract Administration
- Immigrant Rights
- Short Term Rentals
- Office of the Chief Medical Examiner
- Office of the County Clerk
- Fleet Management
- Entertainment Commission
- Office of Cannabis
- Committee on Information Technology
- Treasurer Island Development Program

Recreation and Parks Department

- Open Space/India Basin Shoreline
- Funding for Park Acquisition
- Funding for Development of Parks in Underserved Areas
- Urban Parks
- Water Conservation

San Francisco International Airport

- Shoreline Protection Program
- Bio-fuel promotion

San Francisco Public Utilities Commission

- Bay-Delta Water Quality Control Plan and Voluntary Settlements
- Water Affordability
- Water Conservation and Supply Diversification
- Protecting Enterprise Revenues and Maintaining Local Control
- Renewable Portfolio Standards and Greenhouse Gas Reporting
- Community Choice Aggregation
- Exit Fees and Non-Bypassable Charges
- Distribution Interconnection
- Climate Adaption
- State Funding for Utility Operations, Infrastructure, and Environmental Restoration and Enhancement
- State Funding for Disadvantaged Communities

Present at the meeting were representatives from the Mayor's Office, the Office of President Breed, the City Attorney's Office and the Controller's Office.

In addition, please find attached the approved minutes from the June 14, 2017 meeting of the State Legislation Committee.

Sincerely,

A handwritten signature in black ink that reads "Kathryn Angotti". The signature is written in a cursive, flowing style.

Kathryn Angotti
Legislative Director
Office of Mayor Edwin M. Lee



**STATE LEGISLATION COMMITTEE
MINUTES**

Wednesday, June 14, 2017

11:00am – 1:00pm

City Hall, Room 201

MEMBERS:

Mayor's Office (Chair) – Nicole Elliott (Kathryn Angotti)
President Breed – Michael Howerton
Supervisor Farrell – Jess Montejano
City Attorney's Office – MaryJane Winslow
Treasurer's Office – Amanda Fried
Assessor's Office – Edward McCaffrey
Controller's Office – Michelle Allersma (James Whitaker)

AGENDA

I. ROLL CALL

Present: Kathryn Angotti, Michael Howerton, Edward McCaffrey, James Whitaker, Jess Montejano, MaryJane Winslow

Absent: Amanda Fried

II. APPROVAL OF MEETING MINUTES FROM 5.10.2017 (Action Item).

Discussion and possible action to approve the minutes from the meeting of May 10, 2017.

No public comment.

Motion to approve: Jess Montejano

Seconded by: Edward McCaffrey

Approved: 6-0

III. STATE LOBBYIST OVERVIEW AND UPDATE (Discussion Item). The City's state lobbyist will present to the Committee an update on State legislative matters.

IV. PROPOSED LEGISLATION (Discussion and Action). Discussion and possible action item: the Committee with review and discuss state legislation affecting the City and County of San Francisco. Items are listed by Department, then by bill number.

DEPARTMENT OF PUBLIC HEALTH

Presenter: Cyndy Comerford

- a. SB 171 (Hernandez)/AB 205 (Wood) Medi-Cal: Medi-Cal managed care plans
Recommended Position: Support

The bill would require the State Department of Health Care Services, to develop time and distance standards for specified provider types to ensure medically necessary covered services are accessible to enrollees of Medi-Cal managed care plans.

- b.** SB 598 (Hueso) Public Utilities: gas and electric service disconnections
Recommended Position: Support
This bill would require the commission to develop policies, rules, or regulations to reduce gas and electric service disconnections for those on life support among other provisions.
- c.** AB 1316 (Quirk and Garcia) Public health: childhood lead poisoning: prevention
Co-sponsor: Department of the Environment
Recommended Position: Support
This bill would require that the regulations establishing a standard of care include a risk assessment for determining whether a child is at risk for lead poisoning that considers the most significant environmental risk factors.
- d.** SB 743 (Hernandez and Leyva) Medi-Cal: family planning providers
Recommended Position: Support
This bill would prohibit a Medi-Cal managed care plan from restricting the choice of the qualified provider from whom a Medi-Cal beneficiary enrolled in the plan may receive family planning services among other provisions.

No public comment.

Motion to approve: Jess Montejano

Seconded by: MaryJane Winslow

Approved: 6-0

SAN FRANCISCO MUNICIPAL TRANSPORTATION AGENCY

Presenter: Kate Breen, Jadie Wasilco

- a.** AB 17 (Holden) Transit Pass Pilot Program: free or reduced-fare transit passes
Recommended Position: Support
This bill would create the Transit Pass Pilot Program to provide free or reduced-fare transit passes to specified pupils and students by supporting new, or expanding existing, transit pass programs.

Public comment: Natalie Hernandez, Mary Lim-Lampe and Bob Plathold from the public spoke in support of AB 17

Motion to approve: Kathryn Angotti

Seconded by: Jess Montejano

Approved: 6-0

PLANNING DEPARTMENT

Presenter: Devyani Jain, AnMarie Rodgers

- a. SB 80 (Wieckowski) California Environmental Quality Act: notices
Recommended Position: Support if amended
This bill would require the lead agency to post notices on the agency's Internet Web site and would require the agency to offer to provide those notices by email.

No public comment

Motion to approve: Edward McCaffrey

Seconded by: Michael Howerton

Approved: 6-0

DISTRICT ATTORNEY

Presenters: Max Szabo

- a. AB 785 (Wiener) Evidence: immigration status
Recommended Position: Sponsor
Co-Sponsor: Department on the Status of Women
This bill would prohibit the inclusion of evidence of a person's immigration status in a public court record.

No public comment.

Motion to approve: Kathryn Angotti

Seconded by: Edward McCaffrey

Approved: 6-0

STATUS OF WOMEN

Presenters: Minouche Kandel

- b. AB 372 (Stone) Domestic violence: probation
Recommended Position: Oppose unless amended
This bill would require the goal of a batterer's program to be stopping domestic violence through the use of evidence-based practices and reforms the current 52 week domestic violence batterer intervention program.

Public comment. Max Szabo of District Attorney's office spoke in support of the proposed amendment

Motion to approve: Jess Montejano

Seconded by: MaryJane Winslow

Approved: 6-0

OFFICE OF ECONOMIC WORKFORCE DEVELOPMENT

Presenter: Lisa Pagan

- a. SB 357 (Hueso) International trade and investment office: Mexico

Recommended Position: Support

This bill would authorize the director of GO-Biz to establish and terminate international trade and investment offices outside of the United States and require the director to establish and operate an international trade and investment office in Mexico City.

No public comment.

Motion to approve: Jess Montejano

Seconded by: James Whitaker

Approved: 6-0

V. GENERAL PUBLIC COMMENT

Members of the public may address the Committee on items of interest that are within the Committee's subject matter jurisdiction and that do not appear on the agenda.

No public comment

VI. ADJOURNMENT

Disability Access

Room 201 of City Hall is located at 1 Dr. Carlton B. Goodlett Place, and is wheelchair accessible. The closest accessible BART Station is Civic Center, three blocks from City Hall. Accessible Muni lines serving this location are: #47 Van Ness, and the #71 Haight/Noriega and the F Line to Market and Van Ness, as well as Muni Metro stations at Van Ness and Civic Center. For more information about Muni accessible services, call 923-6142. There is accessible parking at the Civic Center Plaza garage.

Know Your Rights Under the Sunshine Ordinance

Government's duty is to serve the public, reaching its decisions in full view of the public. Commissions, boards, councils, and other agencies of the City and County exist to conduct the people's business. This ordinance assures that deliberations are conducted before the people and that City operations are open to the people's review. For information on your rights under the Sunshine Ordinance (Chapter 67 of the San Francisco Administrative Code) or to report a violation of the ordinance, contact the Donna Hall at Sunshine Ordinance Task Force, 1 Dr. Carlton B. Goodlett Place, Room 244, San Francisco, CA 94102, by phone at 415-554-7724, by fax at 415-554-7854, or email the Sunshine Ordinance Taskforce Administrator at sotf@sfgov.org. Citizens may obtain a free copy of the Sunshine Ordinance by contacting the Task Force, or by printing Chapter 67 of the San Francisco Administrative Code on the Internet, at www.sfgov.org/sunshine.htm.

Lobbyist Registration and Reporting Requirements

Individuals and entities that influence or attempt to influence local legislative or

administrative action may be required by the San Francisco Lobbyist Ordinance (San Francisco Campaign and Governmental Conduct Code Sec. 2.100 –2.160) to register and report lobbying activity. For more information about the Lobbyist Ordinance, please contact the San Francisco Ethics Commission at 30 Van Ness Avenue, Suite 3900, San Francisco, CA 94102; telephone 415-581-2300, fax 415-581-2317, Internet website: www.sfgov.org/ethics.

Cell Phones and Pagers

The ringing and use of cell phones, pagers, and similar sound-producing electronic devices are prohibited at this meeting. Please be advised that the Chair may order the removal from the meeting room of any person(s) responsible for the ringing or use of a cell phone, pager, or other similar sound-producing electronic devices.

Public Comment

Public Comment will be taken on each item on the agenda before or during consideration of that item.

Document Review

Documents that may have been provided to members of the State Legislation Committee in connection with the items on the agenda include proposed state legislation, consultant reports, correspondence and reports from City departments, and public correspondence. These may be inspected by contacting Andrew Dayton, Deputy Director of Legislative & Government Affairs, Mayor's Office at: (415) 554-6971.

Health Considerations

In order to assist the City's efforts to accommodate persons with severe allergies, environmental illnesses, multiple chemical sensitivity or related disabilities, attendees at public meetings are reminded that other attendees may be sensitive to various chemical-based products. Please help the City accommodate these individuals.

From: Mchugh, Eileen (BOS)
Sent: Monday, November 06, 2017 5:51 PM
To: BOS-Supervisors; BOS-Legislative Aides; Calvillo, Angela (BOS); Somera, Alisa (BOS); BOS Legislation, (BOS)
Subject: Letter from Senator Feinstein - File No. 170963
Attachments: Letter-to-President-Breed-on-Presidio-Terrace.pdf

Hello,

The Office of the Clerk of the Board in in receipt of the attached letter from Senator Feinstein regarding File No. 170963, "Hearing of the Board of Supervisors sitting as a Committee of the Whole on November 28, 2017, at 3:00 p.m., to consider the rescission of the tax sale of the Presidio Terrace Common Area, pursuant to California Revenue and Taxation Code, Section 3731; scheduled pursuant to Motion No. M17-125, approved by the Board on September 5, 2017."

Regards,


Eileen McHugh
Executive Assistant
Board of Supervisors
1 Dr. Carlton B. Goodlett Place, City Hall, Room 244
San Francisco, CA 94102-4689
Phone: (415) 554-7703 | Fax: (415) 554-5163
eileen.e.mchugh@sfgov.org | www.sfbos.org

Please complete a Board of Supervisors Customer Service Satisfaction form by clicking [here](#).

The [Legislative Research Center](#) provides 24-hour access to Board of Supervisors legislation, and archived matters since August 1998.

Disclosures: Personal information that is provided in communications to the Board of Supervisors is subject to disclosure under the California Public Records Act and the San Francisco Sunshine Ordinance. Personal information provided will not be redacted. Members of the public are not required to provide personal identifying information when they communicate with the Board of Supervisors and its committees. All written or oral communications that members of the public submit to the Clerk's Office regarding pending legislation or hearings will be made available to all members of the public for inspection and copying. The Clerk's Office does not redact any information from these submissions. This means that personal information—including names, phone numbers, addresses and similar information that a member of the public elects to submit to the Board and its committees—may appear on the Board of Supervisors' website or in other public documents that members of the public may inspect or copy.





Senator Dianne Feinstein
Washington, D. C.
October 30, 2017

The Honorable London Breed
President, San Francisco Board of Supervisors
1 Dr. Carlton B. Goodlett Place
City Hall, Room 244
San Francisco, CA 94102-4689

Re: Presidio Terrace Tax Sale Rescission Hearing on November 28, 2017

Dear President Breed:

I have followed with interest the tax sale of the Presidio Terrace Common Areas by San Francisco's Treasurer and Tax Collector since it was first reported several months ago, and I write to express my concerns about serious principles at stake in the matter you will consider at the Board's tax sale rescission hearing on November 28, 2017.

As you might expect, and as I readily concede, my own family's time as Presidio Terrace residents lends a measure of personal perspective to a dispute involving many of our friends and former neighbors. While that is an appropriate basis for the personal empathy I hold for the neighborhood's families, I acknowledge it here as a preliminary point of emphasis for what this letter is not. My family's history in the neighborhood is neither a legitimate basis to influence Board decision-making, nor a factor in underlying principles that should be decisive to a just resolution. My interest in the dispute derives instead from more than four decades of service as a public official — much of it for the City and County of San Francisco — and priorities reflected in my career's work to ensure fair play and equal treatment as foundational duties of those of us entrusted to govern.

When the improbable story of Presidio Terrace's tax sale first made headlines last August, my own reaction of near-disbelief seemed widely shared by

others. I would not have guessed bureaucracies still held surprises for me. But this one did.

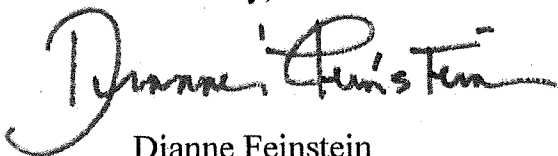
For decades, the San Francisco Treasurer/Tax Collector's Office sent tax bills to the wrong address. And for decades, those bills were presumably "returned-undeliverable" to the same office. Yet continually informed by the apparently decades-long feedback loop that the wrong address was still wrong, the office's ignorance endured. Finally, the office initiated a tax sale proceeding for tax defaulted property. To meet the constitutional burdens imposed by that process, the Tax Collector sent notice to the property's owner — to the same wrong address once again! The office made no further effort to contact the property owners for whose benefit the street exists, and it posted no notice whatsoever on the property itself. After all of that, the Treasurer/Tax Collector's office's insistence that taxpayers were wholly to blame for that office's own fiasco was breathtaking.

Among plot twists recounted in news reports on Presidio Terrace that seemed near disbelief, however, one stood out to me as fully unbelievable. In the United States of America, no one should lose property at the hands of the government without knowing about it.

For a government proceeding to meet the constitutional burdens necessary to deprive property from an owner without the owner's awareness, one would reasonably expect to see rare and highly unusual circumstances. Yet the San Franciscans deprived of their property without their knowledge in April 2015 presented no such unusual circumstances — apart from the wholly insufficient efforts of their city's Tax Collector to notify them. Adding insult to the unconstitutional injury of being denied their due process rights, they collectively remained unaware of the sale for two years until first learning of its new owners.

It is for the reasons above that I urge you and your colleagues to overturn the tax sale at the Board's forthcoming hearing. Thank you for considering my views on the serious principles at stake. If I can be of further assistance, please feel free to contact me.

Sincerely,

A handwritten signature in black ink that reads "Dianne Feinstein". The signature is written in a cursive, flowing style with a large initial "D".

Dianne Feinstein
United States Senator

CC: Members, San Francisco Board of Supervisors
Angela Calvillo, Clerk of the Board of Supervisors

DF:se

From: Board of Supervisors, (BOS)
Sent: Monday, November 13, 2017 12:41 PM
To: BOS-Supervisors
Subject: FW: Veterans Day Commemoration

From: Manuel Barroca [mailto:manuelbarroca@yahoo.com]
Sent: Monday, November 13, 2017 11:01 AM
To: Board of Supervisors, (BOS) <board.of.supervisors@sfgov.org>
Subject: Veterans Day Commemoration

Dear Fellow Citizens,

As a WW II veteran, accustomed to commemorate Veterans Day at our Presidio Cemetery, usually a very patriotic ceremony in which many of our City dignitaries participate, I was very disappointed of its elimination this year !

What direction is our City taking ? Where is the showing of our gratitude, respect to all those who fought and the ones who died for our COUNTRY ? No money, the answer that comes from many politicians mouths ? Where are your priorities ? Where have our values gone ? Quo vadis, San Francisco ?

Manuel Bem Barroca

From: Board of Supervisors, (BOS)
Sent: Monday, November 13, 2017 9:22 AM
To: BOS-Supervisors; BOS Legislation, (BOS)
Subject: FW: 20 Nobles Alley

From: david oliverio [mailto:dmoliv@hotmail.com]
Sent: Sunday, November 12, 2017 9:30 PM
To: Board of Supervisors, (BOS) <board.of.supervisors@sfgov.org>
Cc: Jalipa, Brent (BOS) <brent.jalipa@sfgov.org>
Subject: 20 Nobles Alley

Dear Supervisors :

As a resident of the Richmond district for over 30 years I urge you to vote to overturn the Categorical Exemption granted to the 20 Nobles Alley garage application.

For many years before retirement, I thoroughly enjoyed North Beach as my "second neighborhood" and visited often while a member of the San Francisco Italian Athletic Club. I continue to visit the area to enjoy its culture and unique charm.

I hope that you vote for a continuance on this issue until the Board of Appeals can re-hear the matter. One troubling aspect of this process is that at least one member of the Board of Appeals has a business relationship with the property owner. At the minimum, this is a suspicious conflict of interest. That member should never have been allowed to vote.

In 2010, the neighborhood passed Planning Code section 249.4—prohibiting any property owner in North Beach/Russian Hill— on a street as small as Nobles Alley from adding a garage. The idea was to discourage real estate speculators by not allowing garage additions. Today, these speculators should not be able to violate the spirit of the code. They also violate the City's short-term rental rules. You must not allow this to go forward.

For the sake of the environment, the preservation of North Beach's unique charm and most importantly to retain the rental stock for those current residents, please vote in favor of the appeal of the Categorical Exemption.

Yours truly,

David Oliverio
362 24th Ave #1
San Francisco, CA 94121
415-871-3418

From: Board of Supervisors, (BOS)
Sent: Monday, November 13, 2017 11:27 AM
To: BOS-Supervisors; BOS Legislation, (BOS)
Subject: FW: Oppose garage at 20 Nobles Alley

From: Lance Carnes [mailto:lacarnes@gmail.com]
Sent: Monday, November 13, 2017 11:22 AM
To: Board of Supervisors, (BOS) <board.of.supervisors@sfgov.org>
Subject: Oppose garage at 20 Nobles Alley

November 13, 2017

Board of Supervisors
1 Dr. Carlton B. Goodlett Place
City Hall, Room 244
San Francisco, CA 94102-4689

Dear Supervisors :

We urge you to vote to overturn the Categorical Exemption granted to the 20 Noble garage application. In the alternative, we urge you to vote for a continuance until the Board of Appeals can re-hear this matter. As you know, there is a concern that at least one member of the Board of Appeals has a business relationship with the property owner. That member should not have voted.

In 2010, our neighborhood worked with Supervisor David Chiu to pass Planning Code section 249.4. This prohibits any property owner in the North Beach/Russian Hill/Polk Gulch on a street that is as small as Nobles Alley from adding a garage. The idea was to disincentivize real estate speculators by taking away another tool to increase the privilege of adding a garage. It also sent a message that bad actors should NOT be rewarded.

The project sponsors at 20 Nobles Alley are now trying to violate the spirit of the planning code. They violated the City's short term rental rules, and would be doing so even today had they not been caught.

If the Categorical Exemption before you is granted, the project sponsor will be able to move forward with a reconstruction of the building and install a garage there. If you deny the CE or grant a continuance, this will allow the City the time to give this matter the attention it deserves. For the sake of the environment, the preservation of our neighborhood's historic character and to preserve the rental stock for those who truly live here, please vote in favor of the appeal of the Categorical Exemption.

Respectfully submitted,

Lance Carnes

722 Lombard St, SF 94133

From: Board of Supervisors, (BOS)
Sent: Monday, November 13, 2017 11:14 AM
To: BOS-Supervisors
Subject: FW: biking on Saturdays in Golden Gate Park

From: Rachel Peterson [mailto:rpeterson97@hotmail.com]
Sent: Sunday, November 12, 2017 8:25 AM
To: Board of Supervisors, (BOS) <board.of.supervisors@sfgov.org>
Cc: julia@sfbike.org
Subject: biking on Saturdays in Golden Gate Park

Dear Board of Supervisors,

My family (2 parents, 2 kids) lives by the GGP Panhandle. We ride through Golden Gate Park every weekend on Saturdays and Sundays. Sometimes we just want to go on a bike ride, but we also ride to get to the Beach Chalet soccer fields (which are a terrific addition to field space in SF!) for a game, or to the tennis courts, or to a birthday party.

We love Sundays when JFK is car-free. We love Saturdays 6 months of the year when JFK is also car-free. I understand that Park and Rec is considering making Saturdays car-free all year round. We would strongly support this. It seems that if driving, parking, and biking can be balanced and managed on Saturdays for 6 months of the year, then the same can be true for the other 6 months. The weather doesn't stop our family from bicycling in the fall and winter months.

Thank you for considering this!

-Rachel Peterson
Central Ave.

From: Board of Supervisors, (BOS)
Sent: Thursday, November 16, 2017 3:23 PM
To: BOS-Supervisors; Somera, Alisa (BOS); BOS Legislation, (BOS); Wong, Linda (BOS); Young, Victor
Subject: FW: Dispensaries selling weed

From: Paul n [mailto:pnisbett@hotmail.com]
Sent: Wednesday, November 15, 2017 1:29 PM
To: Board of Supervisors, (BOS) <board.of.supervisors@sfgov.org>
Subject: Dispensaries selling weed

To the members of the Board of Supervisors opposed to granting recreational permits to the existing dispensaries :

What are you going to do ? Tell them to stop selling weed on Jan 1 while you get your dream act together?

What about 1 year permits with no automatic renewals ? You've had a year already and proved you are unable to make it happen. Should we really expect anything different in the coming 12 months?

-Paul

- Mayor Edwin M. Lee
- Supervisor Sandra Lee Fewer
- Supervisor Mark Farrell
- Supervisor Aaron Peskin
- Supervisor Katy Tang
- Supervisor London Breed
- Supervisor Jane Kim
- Supervisor Norma Yee
- Supervisor Jeff Sheehy
- Supervisor Hillary Ronen
- Supervisor Malia Cohen
- Supervisor Ahsha Safai
- Director, Office of Cannabis Nicole Elliott
- Director, Department of Public Health Barbara Garcia
- Director, Planning John Rahaim
- Chief of Police, William Scott
- District Attorney, George Gascon

RECEIVED
 SUPERVISOR
 JANE KIM
 10/10/18

Hello,

I write to you as a concerned citizen and a former employee of an "On-Demand" cannabis delivery company.

I encourage you to **not make changes** to the proposed Adult-Use, Recreational Cannabis Regulations as it pertains to delivery. The Mayor's office considered many employee labor laws and employee safety concerns when these rules were drafted.

The On-Demand/Dynamic Delivery Model of delivering cannabis in San Francisco has led to the illegal classification of employees as "independent contractors" and multiple gun-involved, hold-up style robberies.

The current draft of the law contemplates this dangerous mode of delivery, and aims to protect employees and the public from illegal labor practices, robbery, and homicide. These provisions should remain.

Currently, unpermitted operators (who should be permitted as MCDs) partnered with "technology" companies misclassifying employees as "independent contractors" in order to increase profits, while depriving employees of Workman's Compensation Insurance, health

insurance, paid sick leave, paid breaks, minimum wage, and all the other benefits California labor law affords employees.

The Mayor's legislation aims to stop these actions by requiring all cannabis business operators deliver cannabis with employees, and bans the use of "independent contractors" to deliver cannabis. This provision should remain in the new ordinance.

Additionally, California state law mandates that cannabis businesses engage in Labor Peace Agreements with their employees. This is another worker protection designed to encourage worker-friendly employment practices as well as employee access to unionization. Allowing cannabis businesses to illegally classify employees as "independent contractors" aims to circumvent this provision of law. A cannabis business with no employees and only "independent contractors" would be exempt from the State-mandated Labor Peace Agreement, as it would argue it had few or no employees.

The Mayor's legislation aims to protect employees of cannabis delivery companies by disallowing large amount of cannabis in the employee's vehicle, without an intended recipient. Provision aimed at preventing large amounts of cannabis in the vehicle, and only allowing cannabis in a delivery vehicle that has an intended recipient, should remain in the legislation.

Illegal delivery companies and their "technology partners" have been requiring their misclassified employees to float around the City with large amounts of cash and cannabis, creating a situation that has resulted in multiple robberies at gunpoint. I personally know of multiple robberies of fellow drivers since I started delivering cannabis. (I no longer work for these companies as I feel it is just a matter of time myself, another employee or a member of the public gets killed). The only way to significantly reduce the likelihood of these robberies is to limit the cash and cannabis in the driver's vehicles to an intended recipient.

The robberies work like this, one criminal (who is seemingly legal and in the data base of the delivery company) places an order for cannabis to a certain address, and once the delivery driver arrives, another criminal (not in the data base of the delivery company) discreetly places a gun to the head of the driver, demanding the driver open the trunk and hand over the cash. Whatever cannabis has been sold results in a proportional amount of cash on-hand as drivers only take cash. In many cases these robberies occur at the end of drivers shifts, in the dark of evening, allowing the robber to collect more cash.

One incident was very disturbing, on Tuesday August 24, 2015, a robber held up a driver at gunpoint in the SOMA neighborhood. I know this as I was working the same shift. My fellow drivers and I learned that this robber was the same individual that went on to shoot a tourist in a failed robbery attempt the following day on Lombard Street near the intersection of Jones.

Please consider these items when creating new rules around the delivery of marijuana in San Francisco. Employees of companies that make quite a bit of profits, we deserve to be employed and compensated legally and fairly.

-Former Delivery Driver

BOS-11
Leg Clerk

Dear Supervisor,

I oppose the medical marijuana dispensary Barbary Coast proposed for 2161-2165 Irving Street that was approved by the San Francisco Planning Commission on Oct. 12.

While there is an appeal filed by some neighbors that offers a compromise of restricted hours, I completely oppose that compromise because it will still allow a cannabis dispensary along the Irving Street corridor.

Barbary Coast will damage the character of the area by increasing traffic congestion with its anticipated high volume of customers, which will also exacerbate the risk of pedestrian fatalities particularly for seniors.

It will bring other environmental problems harmful to our family oriented neighborhood including second hand smoke and chances that edible cannabis will be dropped on the sidewalk, creating dangers for children and pets.

In addition, there is evidence that the public community meetings and the Planning Commission hearing were inadequately noticed as notices were placed in English, while a large percentage of the merchants within the 300-foot area of the proposed Barbary Coast are monolingual in Chinese.

Barbary Coast contends the Sunset District needs a cannabis dispensary. Those who have medical marijuana cards are easily able to access cannabis via the many home delivery services in San Francisco as well as at MCD locations on Geary, in the Haight, and on Ocean Avenue.

Finally, Barbary Coast's goal is to establish a cannabis smoking lounge, similar to a bar, but is taking this first step because those with medical cannabis permits will be given first priority to convert to adult use according to legislation regulating recreational cannabis use that was recently introduced at the Board of Supervisors by Mayor Ed Lee. Already Barbary Coast's construction specs submitted to the Planning Department detail a filtration system to assure no smoke escapes from its interior, which is only necessary if it eventually plans a smoking lounge—as it has already installed at its Mission Street location.

Please stop Barbary Coast from opening its doors on Irving Street in the Sunset District.

Sincerely,

Kong, in
2701-3516 Ave.
SF CA 94116

BY _____
DATE: 10/19/16 PM 4:30
OFFICE OF THE CLERK
SAN FRANCISCO
CITY AND COUNTY OF SAN FRANCISCO

Member, Board of Supervisors
District 8



City and County of San Francisco

SCOTT WIENER

威善高

November 11, 2017

via Fax

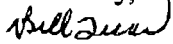
SF Board of Supervisors
1 Dr. Carlton Goodlett Place
San Francisco, CA. 94102i

RE: Proposed Cannabis Dispensary on November 14th agenda

Dear Supervisors:

I am writing to you to urge you to vote no on the subject proposal for 2161-2165 Irving St. This site is only 4 blocks or so from a school and library. Also, school students are attracted or congregate on that stretch of Irving St. In addition, it does not fit in with the family oriented retail nature of the businesses in the area. Marijuana's smell is repugnant and offensive to the senses for many people. This would detract from the many wonderful businesses on the block. Finally, I do not believe that are any scientifically valid studies showing any positive medical benefits from the smoking of marijuana.

Sincerely,



Bill Quan

2526 Van Ness Ave., #10
San Francisco, CA. 94109

SFBoardOfSupReProposedCannabisDispensary-Nov11-2017

Member, Board of Supervisors
District 8



City and County of San Francisco

SCOTT WIENER

威善高

From: Board of Supervisors, (BOS)
Sent: Monday, November 13, 2017 10:40 AM
To: BOS-Supervisors; Carroll, John (BOS); Jalipa, Brent (BOS); Lew, Lisa (BOS); Somera, Alisa (BOS); Wong, Linda (BOS); Young, Victor
Subject: FW: Cannabis Dispensary for Irving
Attachments: CannabisDispensaryForIrvingNov2017.pdf


From: Bill Quan [mailto:billquanqp@yahoo.com]
Sent: Saturday, November 11, 2017 3:01 PM
To: Board of Supervisors, (BOS)
Subject: Cannabis Dispensary for Irving

Dear Supervisors,

I am writing to you to vote no on the subject dispensary. Please see attached my letter for the reasons for my opposition. Thank you.

Sincerely,

Bill



Virus-free. www.avast.com

From: Board of Supervisors, (BOS)
Sent: Monday, November 13, 2017 10:31 AM
To: BOS-Supervisors; BOS-Legislative Services
Subject: FW: Letter re Cannabis
Attachments: BOS letter 17.11.10 .pdf

From: Henry Karnilowicz [mailto:occexp@aol.com]
Sent: Sunday, November 12, 2017 8:14 AM
To: Breed, London (BOS)
Cc: Lee, Edwin (ADM) ; Garcia, Barbara (DPH) ; Rahaim, John (CPC) ; Board of Supervisors, (BOS) ; Secretary, Commissions (CPC) ; Calvillo, Angela (BOS) ; Elliott, Nicole (ADM)
Subject: Letter re Cannabis

Dear President Breed,

Attached is our letter regarding the regulations of cannabis sales in San Francisco
Cheers,

Henry Karnilowicz
President
San Francisco Council of District Merchants Associations

1019 Howard Street
San Francisco, CA 94103-2806
415.420.8113 cell
415.621.7583 fax



SFCDMA

San Francisco Council of District Merchants Associations

Henry Karnilowicz
President

Maryo Mogannam
Vice President

Vas Kiniris
Secretary

Keith Goldstein
Treasurer

MEMBER ASSOCIATIONS

Arab American Grocers Association
Balboa Village Merchants Association
Bayview Merchants Association
Castro Merchants
Chinatown Merchants Association
Clement St. Merchants Association
Dogpatch Business Association
Fillmore Merchants Association
Fishermans Wharf Merchants Assn.
Golden Gate Restaurant Association
Glen Park Merchants Association
Golden Gate Restaurant Association
Greater Geary Boulevard Merchants
& Property Owners Association
Japantown Merchants Association
Mission Creek Merchants Association
Mission Merchants Association
Noe Valley Merchants Association
North Beach Business Association
North East Mission Business Assn.
People of Parkside Sunset
Polk District Merchants Association
Potrero Dogpatch Merchants Assn.
Sacramento St. Merchants Association
San Francisco Community Alliance for
Jobs and Housing
South Beach Mission Bay Business Assn.
South of Market Business Association
The Outer Sunset Merchant
& Professional Association
Union Street Merchants
Valencia Corridor Merchants Assn.
West Portal Merchants Association

November 9, 2017

President London Breed
San Francisco Board of Supervisors
1 Dr. Carlton B. Goodlett Place, Room 244
San Francisco, CA 94103-4689

Re
Cannabis regulations

President Breed and Supervisors,

The San Francisco Council of District Merchants Associations, representing a wide variety of local enterprises, seeks to protect and promote small businesses in San Francisco. Thank you for all of your efforts crafting regulations for the rapidly-emerging cannabis industry, which we believe can be a valuable and sustained contributor to our local small business economy.

We would like to offer our recommendations on two of the major cannabis issues remaining to be decided in your deliberations. These recommendations are notably similar to those offered by the Chamber of Commerce, California Music and Culture Association, Golden Gate Restaurant Association, Cannabis Retailers Alliance, and many others.

I. Consumption: Create stand-alone consumption permits and more retailer consumption permits to benefit small business corridors.

- a. San Francisco residents and tourists need safe, legal places to consume.
- b. Without designated consumption areas, cannabis use will occur in parks and on sidewalks which may upset neighbors and hurt existing merchants.
- c. Consumption lounges will promote foot traffic for existing merchants.
- d. Cannabis retailers should be allowed to have on-site consumption if the facility has proper ventilation and the odor does not permeate the surrounding area.
- e. Stand-alone consumption permits will create a new small business model that can incorporate music and food, and will attract more visitors to commercial corridors.

II. Buffer Requirements & Sensitive Uses: Maintain the 600' buffer established by the voters of California, and do NOT include childcare centers as a sensitive use.

- a. The proposal to create a 1000-foot distance requirement, combined new sensitive uses including childcare facilities would prohibit the healthy growth of our local cannabis industry and block new small businesses in corridors that would benefit from them.
- b. We recommend a 600-foot distance from schools, as passed by the voters of California and overwhelmingly by the voters of San Francisco.



San Francisco Council of District Merchants Associations

Henry Karnilowicz
President

Maryo Mogannam
Vice President

Vas Kiniris
Secretary

Keith Goldstein
Treasurer

SFCDMA

There is no evidential basis for including childcare centers as a sensitive use. Three-year-old children will not wander off to buy marijuana. Please do not legislate based on scare tactics.

111. Minimum local hire. Requiring of minimum of 50% of local hire.

With current unemployment in San Francisco of around 3% many businesses are finding it difficult to find experienced and reliable staff. By requiring that cannabis businesses hire local at a minimum of 50% there will be competition for non cannabis businesses and may impact them to where they may not be able to survive.

We are eager to welcome cannabis businesses into the numerous local merchant groups citywide, and are excited for their contributions to our community and commercial corridors. Thank you again for all your work on this important topic. We are available any time and happy to offer suggestions or answer questions.

Sincerely,

Henry Karnilowicz
President
415.621.7533 office
415.420.8113 cell
henry@sfcdma.org

CC:

Mayor Ed Lee
Nicole Elliott, Director of the Office of Cannabis
Barbara Garcia, Director of Public Health
John Rahaim, Planning Director
Planning Commissioners
Jonas Ionin, Planning Commission Secretary
Angela Calvillo, Clerk of the Board of Supervisors

BOS-11

NOV 3 2017
OFFICE OF THE CLERK
SAN FRANCISCO

NOV 03 2017 PM 4:13

BY SP

November 3, 2017

S F Board of Supervisors
S F City Hall, 2nd Floor
San Francisco, CA 940102

RE: Renaming Justin Herman Plaza

Dear Sirs:

I was born at Mary's Help Hospital, Guerrero St. and raised in Upper Noe Valley.

Though I'm not a current resident, I hope you will accept my suggestions for a new name for the Plaza:

Harry Bridges Plaza

Herb Caen Plaza

Thank you.

Sincerely,



Laura Peritore
Burlingame, CA 94010

(13)

From: Board of Supervisors, (BOS)
Sent: Tuesday, November 14, 2017 11:59 AM
To: BOS-Supervisors
Subject: FW: Please support protected bike lanes on Valencia

From: Shade Paul [mailto:shadepaul@gmail.com]
Sent: Monday, November 13, 2017 11:10 PM
To: Board of Supervisors, (BOS) <board.of.supervisors@sfgov.org>
Subject: Please support protected bike lanes on Valencia

Hello Board of Supervisors

Please support funding for protected bike lanes on Valencia Street. I ride my bike on Valencia every day for my commute and the extent to which the bike lanes have become defacto loading zones is dangerous for everyone. Please support design improvements to make Valencia into a safe and convenient bicycle route.

Thank you,
Shade
94110



From: Board of Supervisors, (BOS)
Sent: Tuesday, November 14, 2017 11:58 AM
To: BOS-Supervisors
Subject: FW: commodes and kiosks

-----Original Message-----

From: james carrington Deborah Dale Wolf [mailto:jcstudiosf@sbcglobal.net]
Sent: Saturday, November 11, 2017 2:22 PM
To: Sheehy, Jeff (BOS) <jeff.sheehy@sfgov.org>
Cc: Board of Supervisors, (BOS) <board.of.supervisors@sfgov.org>
Subject: commodes and kiosks

Please VOTE NO in replacing kiosks and commodes. The most ridiculous waste of money, aside from replacing with 'soviet style' designs. Cannot believe there aren't other more important repairs and improvements to be made in our city.

Deborah Dale Wolf
James Carrington

From: Board of Supervisors, (BOS)
Sent: Tuesday, November 14, 2017 11:58 AM
To: BOS-Supervisors
Subject: FW: LGBT issues

From: Eli Harrison [mailto:emhbin@gmail.com]
Sent: Sunday, November 12, 2017 9:07 AM
To: Board of Supervisors, (BOS) <board.of.supervisors@sfgov.org>
Subject: LGBT issues

Dear Supervisors,

"Gay conversion therapy" has now been illegal in the State of California for a couple of years, however, there are still organizations promoting it. Recent community discussions have demonstrated to me that a lot of people do not understand how harmful "gay conversion therapy" really is. I would like to propose legislation to strengthen our communities against attacks from anti-LGBT hate groups.

I have withstood two attempts to have my sexual orientation changed. The first was somewhat informal over a long period of time, the result of my exposure to a religious that taught hate towards sexual minorities. The second was much more direct, the result of an ignorant clinical psychologist who took advantage of a period of personal grief to impose his personal agenda.

"Conversion therapy" is a hate crime. It is conducted through predatory abuse of a targeted individual, as well as the categorical slander of a targeted community. It is psychological torture, and it can include physical torture. It results in victims being brainwashed into thinking that self-hatred is a form of self-love. It leads to toxic communities, domestic violence, addiction to dangerous drugs, and even suicide.

One organization has been preying upon local businesses and residents in their confusion and misunderstanding of an unrelated medical issue. However, the tactics are the same fashion of hate-- slander their target demographic quickly and mercilessly, using the lack of education amongst businesses and residents as an opportunity to instill fear and hatred, in order to destroy any chance of meaningful, evidence-driven discussion.

This hate group has succeeded. Supervisor Peskin has been quoted in The Chronicle as saying that the targeted issue is not a medical one, but a cultural one. One resident has been quoted in a Board of Appeals meeting to say that he would purchase guns to defend himself from the slandered medical community.

The local businesses and residents that have enlisted the services and tactics of this hate group are now on the defensive about their relationship. They are trying to have it both ways. They have taken the same side as hate, yet they deny their association. This could be a sign that they had been preyed upon by this hate group for their own lack of education; it could also be a sign of their own prejudices and cowardice.

When the State of North Carolina targeted transgender people for discrimination, the City of San Francisco was quick to respond, by disallowing official travel by city officials to North Carolina. Although conservative critics nationwide were quick to comment, the city was correct to stand against hate and discrimination.

I propose similar legislation regarding groups that promote "conversion therapy", a practice that is already illegal in California. I propose that the City of San Francisco shall not do business with groups that promote conversion therapy, nor shall the City of San Francisco do business with groups that fund such organizations. I will propose similar legislation to our state representatives.

Thank you,
Eli Harrison

From: Tomomi Kinukawa <tkinukawa63@gmail.com>
Sent: Tuesday, November 14, 2017 1:31 AM
To: Breed, London (BOS)
Cc: Kim, Jane (BOS); Fewer, Sandra (BOS); Peskin, Aaron (BOS); Ronen, Hillary; Cohen, Malia (BOS); Farrell, Mark (BOS); Safai, Ahsha (BOS); Sheehy, Jeff (BOS); Tang, Katy (BOS); Yee, Norman (BOS); Lee, Mayor (MYR); Board of Supervisors, (BOS); BreedStaff, (BOS)
Subject: Letters from Osaka, Japan to SF Board of Supervisors In Support of the Comfort Women Memorial
Attachments: Letters to SF Supervisors 11 15 2017 f.pdf

Attn: President London Breed,
and the Board of Supervisors
Cc: Mayor Edwin Lee

November 14, 2017

Dear SF Board of Supervisors,

Hereby I submit letters from organizations and people in Osaka, Japan, to the San Francisco Board of Supervisors, in support of the acceptance of the Comfort Women Memorial as a municipal memorial. We will deliver the hard copy of the attached for submission into the records at the Board of Supervisors hearing as well.

Should you have any questions about the attached letters, please do not hesitate to contact me as the liaison in San Francisco.

Thank you very much for your consideration.

Sincerely,

Tomomi Kinukawa
1879 41st Ave., San Francisco, CA 94122
tkinukawa63@gmail.com

**Letters to San Francisco Board of Supervisors From
Organizations and People in Osaka and Japan
November 14, 2017**

I. Letters from Organizations in Osaka and Japan

**Letter No. 1: From Education Workers' Committee at the Kansai
Coordinating Center of Labor Unions in Osaka**

November 12, 2017

Dear San Francisco Board of Supervisors,

We are education workers in the Kansai Area in Japan, which includes the City of Osaka and the District of Osaka. We are resolved never to repeat wars and engaged in many actions to fulfill our resolve.

Alarmed by the Japanese Government's attempt to initiate another war in East Asia, the former "Comfort Women" stated that "Our worst fear is that our painful history during World War II will be forgotten." They bravely stood up, testified, and made [the Japanese Government] accountable [for its crime]. We were shocked by their testimonies and deeply moved by their courageous action. Now we are even more determined to demand the Japanese Government to take national responsibility for its war and the "Comfort Women" issue. We are resolved never to repeat any war of aggression.

The City of San Francisco has supported establishment of the "Comfort Women" Memorial and is voting to make it the official municipal memorial. We would like to express our full support and respect to the efforts by the City of San Francisco.

In order to prevent the Japanese Government and the US Government from initiating war of aggressions in the Korean Peninsula, it is the most important for us to learn from history and remember the tragic reality of war of aggressions.

The opposition against establishment of the memorial expressed by Jun Yoshida, the Consul General of Japan in San Francisco, and Osaka Mayor [Hiroufmi] Yoshimura reflects only a small group of people, who are also attempting to introduce detrimental changes to the Japanese constitution, promote wars, divide up laborers, and drive people into poverty. A vast majority of laborers and people do not share their views. Indeed we have been fighting and resisting against the similar views held by the Abe Administration and the Former Osaka Mayor Toru Hashimoto.

We would like to request the City of San Francisco to stand firm against numerous obstructions and vote to approve the memorial as the city's official memorial. Our request reflects hopes by a vast majority of laborers and people in Japan.

Sincerely,

Education Workers' Committee at the Kansai Coordinating Center of Labor Unions (Osaka)

Letter No. 2: From Education Workers' Committee at the National Coordinating Center of Labor Unions in Tokyo

November 13, 2017

Dear San Francisco Board of Supervisors,

We are education workers in Tokyo, Japan, and founders of the Education Workers' Committee at the National Coordinating Center of Labor Unions. We have organized ourselves, in order not to repeat wars ever again.

We sincerely respect accusation and testimonials by women, who were forced to become Japanese military "Comfort Women," and stand in solidarity with their movement to rise up [for justice]. We must not condone the Japanese Government, while it continues to deny the historical truth and tramples over halmonies (grandmothers).

We support San Francisco's memorial [for "Comfort Women"] to remember [Japan's] war of aggressions. Our heart is completely with you.

Sincerely,

Education Workers' Committee at the National Coordinating Center of Labor Unions

Letter No. 3: From the International Labor Solidarity Committee of Doro-Chiba

Dear Supervisors of the City and County of San Francisco,

First and foremost, we, International Labor Solidarity Committee of Doro-Chiba (National Railway Motive Power Union of Chiba), would like to express our thankfulness and respect to your efforts, which resulted in approval by the Board of Supervisors in 2015 for installment of the "Comfort Women" Memorial on public land and integration of it into the public arts. We are all the more obliged to you, because you have unanimously passed the motion, never giving an inch to the Japanese far-rights and the Consul General who had been putting huge pressure on Glendale's comfort women memorial and escalated its denial campaign against San Francisco using enormous amount of money.

Our Committee was established as an organization under National Railway Motive Power of Chiba (Doro-Chiba), a railway workers union, when Doro-Chiba started its international solidarity activity between Japanese, South Korean and US workers. This activity would be impossible if we had not forged mutual trust in regard to the heart and soul of our relations: understanding of World War II, the war crimes during it and our task to stop another war and war crimes.

The "Comfort Women" Memorial of your city defends dignity of the women, who were forced to become "comfort women" by Japanese armed forces; honors their struggle including that of halmoni Kim Hak-sun who first spoke out in 1991 as a "comfort women" victim, having experienced unspeakable anguish; clearly points out responsibility of Japanese government; preserves the memory of them; and embodies the universal value—eradication of sexual violence, human traffic and war from around the world. The Board of Supervisors and the Mayor of San Francisco attentively listened to the opinions of the "Comfort Women" Justice Coalition and others and especially payed attention to the voices of the women, victim of "Comfort Women"

system.

On the contrary, Okasa City Mayor Hirofumi Yoshimura has been ignoring voices of the very “comfort women” victims who have risen up from hellish experiences. He pays no effort whatsoever to treat a halmoni as a human being. His letter of September 29 to Mayor Lee picked up only “the number of 'comfort women',” “the degree to which the former Japanese Army was involved,” and “the extent of the wartime harm” as the issues; he has been regarding flesh-and-blood persons as mere numbers. The Japanese Consul General in San Francisco Jun Yamada described the Memorial as “half-told story” in his letter to the Chronicle. However, the evidence of Japanese government’s war crime is crystal-clear; Yasuhiro Nakasone, Japanese longtime Prime Minister during 1980s, trumpeted in his memoir that his proud achievements as an imperial navy budget officer had included establishment of a comfort station for his 2,000 subordinate soldiers, which was also confirmed by a document discovered in the National Institute for Defense Studies. The Consul General, like Mayor Yoshimura, does not hear from the very victims and reduces the interested parties to only the City of San Francisco and Japan.

We witnessed such disregard of the genuine interested party in more blatant manner on the occasion of the “Agreement” between Japan and Korea entered into on December 28, 2015. The “Agreement” was announced without prior consultation with the halmonis. Normally, an important promise between government becomes a treaty only through discussion in parliaments and ratification votes in parties thereto; mere signing by the governments’ representatives makes no treaty. The “Agreement” of December 28, however, went through no such procedure. It was a mere deal between the two foreign ministers. Even the Prime Minister Abe and the then President Park Guen-hye took no direct responsibility for the “Agreement”. An ultimate irresponsibility it is! They violently forced, however, halmonis to give consent to the “Agreement.” On top of it, the Abe government forced the Park government to thrust the language, “final and irreversible”, into the “Agreement,” which provides for its iron fist intention to ban any and all decent. Aiming to change Japan into a military power and wage wars again, the Abe government forced Park government servile submission reminiscent of former Japanese colonial rule of Korea to the Park government, which was consisted of prewar period ex-collaborators of Japanese rule and their political heirs, and thus made the “Agreement.”

The reason why the Abe government was able to deceive itself that this unilateral “Agreement” made by only the governments would be internationally accepted, the Abe government’s justification of the “Comfort Women” system, trampling down of human dignity and humanity itself and glorification of colonial rule of Korea and war.

In 1980s, the then Prime Minister Yasuhiro Nakasone railroaded the National Railways into division and privatization. His battle cry was “Final Settlement of Post-War Politics.” He aimed to overturn whole of post-war Japan, which was born from harsh lessons of the war. The division and privatization of National Railways—the unfair labor practice done by the full-scale power of the state—and attempts to turn Japan into a military power and justification of Japanese military’s “comfort women” system are inseparable. Now with emerging far rights around the world, these are more and more vital issues for us.

Mayor Yoshimura who smears to vilify your efforts for the memorial and moves to cancel the sister city relation stands in opposition to the will of Osaka residents and Japanese people. He completely lacks legitimacy.

Mayor Yoshimura, Consul General Yamada and the Japanese government have been closely cooperating in denialist campaign against the “Comfort Women” Memorial with Nadeshiko Action, which is evidently a disguised organization of Zaitokukai. “Kill!” is Zaitokukai’s longstanding chant in their march through the areas densely populated by Zainichis (Korean

Residents in Japan); they are instigators of genocide.

Therefore, we support the approval of “Comfort Women” Memorial by the Board of Supervisors and the Mayor of San Francisco and promote ourselves the cause of the Memorial together with you.

Sincerely yours,
International Labor Solidarity Committee of Doro-Chiba
Hiroyuki Yamamoto

II. Letters from Individual Citizens in Osaka and Japan

Letter No. 4: From Citizen of Osaka District

November 1, 2017

Dear City of San Francisco, Mayor Edwin Lee, and the Board of Supervisors,

I live in the District of Osaka. As Osaka citizen, I’m ashamed by the fact that Mayor Yoshimura of Osaka has requested the City of San Francisco not to officially approve the “Comfort Women” Memorial and that he threatened to terminate the sister city relationship between the two cities. Not only that, Mayor Yoshimura has refused to face Japan’s colonization of Korea as historical truth and scaled down the issue of “Comfort Women” to a narrow question of whether the victims were forcefully abducted. By doing so, he has taken the position of the Japanese historical revisionists and denies the history of the “Comfort Women” system in itself. Mayor Yoshimura’s position by no means reflects views held by conscientious Japanese people or many Osaka citizens.

The inscription of the Memorial states “This memorial is dedicated to the memory of these women, and to eradicating sexual violence and sex trafficking throughout the world.” This message is not only for the former Japanese Military “Comfort Women” but also for the future of the world. No one would be able to disagree with it. Citizens of Osaka, Japan, and the World are hoping that the City of San Francisco would stand firmly against the Osaka Mayor’s pressure and that the memorial will become the city’s official memorial.

Sincerely,
Hiroshi Inoue
District of Osaka

Letter No. 5: From Citizen of Japan

Dear the City of San Francisco, Mayor Edwin Lee, and the Board of Supervisors,

I am a citizen of the city of Osaka. The issue of the Japanese Imperial Army’s “Comfort Women” is not only the problem of the City of Osaka, but it is an issue for all women. We are standing in solidarity with the former “Comfort Women.” Osaka citizens have different views on this issue than Mayor Yoshimura. Especially women, who are victims of rapes, cannot ignore this issue.

We welcome and support the girl statue in San Francisco. Please fight against Mayor Yoshimura's unjust attacks.

Aiko Oguchi
Toyonaka Citizens' Group for the Issue of the "Comfort Women"

Letter No. 6: From Citizen of Osaka District

Dear Mayor of San Francisco,


I am a resident of the District of Osaka. I am outraged by the undemocratic demand made by Osaka Mayor to the Mayor of San Francisco and the City Council. I wholeheartedly and respectfully support the efforts made by people in San Francisco to confront the Japanese Government's human rights violation during the past war. Many of my friends are confronting the issue of the Japanese Military "Comfort Women" and are resolved not to repeat the misery of war and human stupidity. We are infuriated by the Japanese Government and the so-called Japan-ROK "Agreement," especially when we wonder how much the Japanese Government understands deep pain, disappointment, and sadness of those women.

I would like to repeat myself and emphasize that Osaka citizens are not in agreement to support Osaka Mayor's demand. I, for one, would like to work hard, so that the City of Osaka and the District of Osaka would confront Japan's war-time crimes with sincerity.

Sachiyo Ota

Contact: tkinukawa63@gmail.com

BOARD of SUPERVISORS



City Hall
Dr. Carlton B. Goodlett Place, Room 244
San Francisco 94102-4689
Tel. No. 554-5184
Fax No. 554-5163
TDD/TTY No. 544-5227

BOS-11

MEMORANDUM

Date: November 17, 2017
To: Board of Supervisors
From: *ACC* Angela Calvillo, Clerk of The Board
Subject: Quarterly Report on Departmental Spending
Quarter Ending September 30, 2017

RECEIVED
BOARD OF SUPERVISORS
SAN FRANCISCO
2017 NOV 20 AM 11:14
ew

Section 10.19-5 of the Administrative Code requires that all City departments submit a report to the Board of Supervisors identifying any areas, by appropriations item, where the department's rate of spending, if continued for the rest of the fiscal year, would exceed the total appropriation for the fiscal year for that item.

Year-to-month-end expenditure rates, by appropriation item, for the quarter ending September 30, 2017 are as follows:

- Salaries – 21.1%
- Mandatory Fringe Benefits – 20.3%
- Non Personnel Services – 18.8%
- Materials & Supplies – 6.2%
- Services of Other Departments – 0%
- Expenditure Recovery – 0%

For the first quarter of FY 2017-18, the department's expenditures, across all line items, stayed within the appropriate expenditure rate for the year. Notably, salaries and mandatory fringe benefits expenditures are below the appropriate expenditure rate (25%) as a result of several vacancies throughout the department; however, the recruitment is in progress and these vacancies will be filled in the second and third quarters of the year. The expenditure rate should move closer to the appropriate rate in the third quarter of the year. Additionally, the expenditure rates for service of other departments and expenditure recovery are at 0% as a result of delays in billing due to the new financial system implementation. These rates should go up as the City departments catch up with the inter-departmental billing. While some expenditures are not incurred evenly throughout the year, the department does not expect the total expenditures to exceed the appropriated budget at the end of the fiscal year.

10

OFFICE OF THE MAYOR
SAN FRANCISCO



EDWIN M. LEE
MAYOR

November 6, 2017

Angela Calvillo
Clerk of the Board, Board of Supervisors
San Francisco City Hall
1 Carlton B. Goodlett Place
San Francisco, CA 94102

Dear Ms. Calvillo,

Pursuant to the Section 3.100 (18) of the Charter of the City and County of San Francisco, I hereby make the following reappointments:

Marcus Anthony Shelby to the Arts Commission, Performing Arts seat, for a term ending September 15, 2020.

Janine Shiota to the Arts Commission, Literary Arts seat, for a term ending January 15, 2021.

Abby Sadin Schnair to the Arts Commission, Visual Arts seat, for a term ending January 15, 2021.

Dorka Keehn to the Arts Commission, Arts Professional seat, for a term ending January 15, 2021.

Sherene Melania to the Arts Commission, Performing Arts (Dance) seat, for a term ending January 15, 2020.

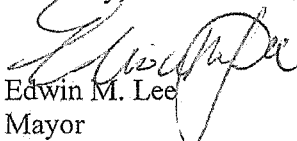
Jessica Silverman to the Arts Commission, Visual Arts seat, for a term ending January 15, 2019.

Charles "Chuck" Collins to the Arts Commission, At Large seat, for a term ending January 15, 2020.

I am confident that these individuals will continue to serve our community well. Attached are their qualifications to serve, which demonstrate how these reappointments represent the communities of interest, neighborhoods and diverse populations of our City.

Should you have any questions related to this appointment, please contact my Deputy Chief of Staff, Francis Tsang, at 415-554-6467.

Sincerely,


Edwin M. Lee
Mayor

RECEIVED
BOARD OF SUPERVISORS
SAN FRANCISCO
2017 NOV -6 PM 1:17

From: Board of Supervisors, (BOS)
Sent: Monday, November 20, 2017 11:32 AM
To: BOS-Supervisors
Subject: FW: request for action re: cannabis ads

From: McNamara, Meg (Margaret; Pediatrics) [mailto:McNamara@ucsf.edu]
Sent: Monday, November 20, 2017 11:23 AM
To: Sheehy, Jeff (BOS) <jeff.sheehy@sfgov.org>; Board of Supervisors, (BOS) <board.of.supervisors@sfgov.org>
Subject: request for action re: cannabis ads

Dear SF Board of Supervisors,

I am a longtime resident of San Francisco's District 8 and a registered, voting member of the democratic party. I am writing to express my alarm about the massive advertisements for cannabis that contain absolutely no precautions about its health effects. Given the evidence in the scientific literature about its potentially deleterious effects, marijuana ads should, at the very least, be required to contain a health warning, and there should be some limitations about their placement as well. As a pediatrician in the City for almost 25 years, I can say unequivocally that we are facing an extremely concerning increase in THC use by teenagers over the last few years. I now regularly patients who have serious cognitive impairment or have developed amotivational syndrome, addiction, and school failure as a result of frequent THC use. Of course I understand that marijuana is not legalized for teens, but the fact is that the blatant advertising campaign and easy access throughout our city have completely normalized this drug which is not at all benign for the developing brain---which neuroscience now tells us extends into the mid-20s. I urge you to think about the public health impact on our young people, and to work toward a responsible solution to the onslaught of cannabis advertisements.

Sincerely,

Meg McNamara, MD
Professor of Pediatrics, University of California San Francisco
Associate Program Director for Mentoring and Professional Development, UCSF Pediatric Residency
Site Director, UCSF Bridges Curriculum CMC at Zuckerberg San Francisco General Hospital
Office phone: 415-206-4332
Email: mcnamara@ucsf.edu

