

File No. 210177

Committee Item No. 2

Board Item No. 11

COMMITTEE/BOARD OF SUPERVISORS

AGENDA PACKET CONTENTS LIST

Committee: Budget & Appropriations Committee

Date March 23, 2021

Board of Supervisors Meeting

Date April 6, 2021

Cmte Board

- Motion
- Resolution
- Ordinance
- Legislative Digest
- Budget and Legislative Analyst Report
- Youth Commission Report
- Introduction Form
- Department/Agency Cover Letter and/or Report
- MOU
- Grant Information Form
- Grant Budget
- Subcontract Budget
- Contract/Agreement
- Form 126 – Ethics Commission
- Award Letter
- Application
- Public Correspondence

OTHER (Use back side if additional space is needed)

- Office of Economic and Workforce Development Presentation - March 17, 2021
- _____
- _____
- _____
- _____
- _____
- _____
- _____
- _____
- _____

Completed by: Linda Wong

Date March 19, 2021

Completed by: Linda Wong

Date March 23, 2021

BOARD of SUPERVISORS



City Hall
1 Dr. Carlton B. Goodlett Place, Room 244
San Francisco 94102-4689
Tel. No. 554-5184
Fax No. 554-5163
TDD/TTY No. 554-5227

MEMORANDUM

BUDGET AND APPROPRIATIONS COMMITTEE

SAN FRANCISCO BOARD OF SUPERVISORS

TO: Supervisor Matt Haney, Chair
Budget and Appropriations Committee

FROM: Linda Wong, Assistant Clerk

DATE: March 23, 2021

SUBJECT: **COMMITTEE REPORT, BOARD MEETING**
Tuesday, March 23, 2021

The following file should be presented as a **COMMITTEE REPORT** at today's Board Meeting on Tuesday, March 23, 2021, at 2:00 p.m. This item was acted upon at the special Budget and Appropriations Committee Meeting today at 9:00 a.m., by the votes indicated.

Item No. 24 File No. 210177
[Appropriation - Property Tax Revenue \$104,900,000 - Various Departments - Small Businesses, Arts and Cultural Organizations, and Families Relief for COVID-19 and Overdose Prevention - De-appropriation - Business Fee Revenue - \$28,200,000 - FY2020-21]

Ordinance appropriating \$104,900,000 of property tax revenue to the Office of Economic and Workforce Development, General Services Agency-City Administrator, Arts Commission, Children Youth and Their Families, Public Health, and General City Responsibility to provide relief to small businesses, including for small businesses impacted by property crime, Grants for the Arts, Arts Impact Endowment, Cultural Centers, Cultural Equity Endowment, Cultural Districts, Youth Learning Initiatives, San Francisco Unified School District and City College Dual Enrollment Programs, overdose prevention, and support for family relief struggling as a result of COVID-19; and de-appropriating \$28,200,000 of business fee revenue, and placing \$6,520,705 on reserve in

Fiscal	Year	(FY)	2020-2021.
--------	------	------	------------

AMENDED, AN AMENDMENT OF THE WHOLE BEARING SAME TITLE

Vote: Supervisor Matt Haney - Aye
Supervisor Ahsha Safai - Aye
Supervisor Gordon Mar - Aye
Supervisor Hillary Ronen - Absent
Supervisor Shamann Walton - Aye

RECOMMENDED AS AMENDED AS A COMMITTEE REPORT

Vote: Supervisor Matt Haney - Aye
Supervisor Ahsha Safai - Aye
Supervisor Gordon Mar - Aye
Supervisor Hillary Ronen - Absent
Supervisor Shamann Walton - Aye

c: Board of Supervisors
Angela Calvillo, Clerk of the Board
Anne Pearson, Deputy City Attorney
Alisa Somera, Legislative Deputy Director

1 [Appropriation - Property Tax Revenue ~~\$104,900,000~~ ~~\$89,900,000~~ to the - Various
2 Departments – Office of Economic and Workforce Development, City Grant and Loan
3 Programs to Provide Relief to Small Businesses, Arts and Cultural Organizations, and
4 Families Relief for affected by COVID-19 and Overdose Prevention - De-appropriation -
5 Business Fee Revenue - \$28,200,000 – ~~\$20,000,000~~ - FY 2020-2021]

6 **Ordinance appropriating ~~\$20,000,000~~ \$104,900,000 \$89,900,000 of property tax**
7 **revenue to the Office of Economic and Workforce Development, General Services**
8 **Agency-City Administrator, Arts Commission, Children Youth and Their Families,**
9 **Public Health, and General City Responsibility in FY2020-2021 for a grant program to**
10 **provide relief to ~~over 2,000~~ low-income small businesses, including for small**
11 **businesses impacted by property crime, Grants for the Arts, Arts Impact Endowment,**
12 **Cultural Centers, Cultural Equity Endowment, Cultural Districts, Youth Learning**
13 **Initiatives, San Francisco Unified School District and City College Dual Enrollment**
14 **Programs, overdose prevention, and support for family relief across the city, in**
15 **particular those most impacted by Shelter in Place orders, and those that have not**
16 **accessed state or federal financial programs; and for a loan program which will**
17 **complement and expand existing Local, State, and Federal initiatives aimed at**
18 **providing relief for small businesses struggling as a result of COVID-19, de-**
19 **appropriating \$28,200,000 of business fee revenue, and placing \$6,520,705 on reserve**
20 **in FY 2020-21.**

21 Note: Additions are single-underline italics Times New Roman;
22 deletions are ~~strikethrough italics Times New Roman~~;
23 Board amendment additions are double underlined.
24 Board amendment deletions are ~~strikethrough normal~~.

Be it ordained by the People of the City and County of San Francisco:

Section 1. The sources of funding outlined below are herein appropriated to reflect the projected revenue for Fiscal Year 2020-2021.

SOURCES Appropriation

Fund / Department ID	Project & Activity / Authority	Account	Description	Amount
10000 GF Annual Account Ctrl / 230018	10026733-0001 / 10000	410999 Unallocated	Property Tax Revenue	\$20,000,000 <u>\$104,900,000</u>
GEN General City Responsibility	GE Administration / Operating	Gen Property Taxes		<u>\$89,900,000</u> <u>\$20,000,000</u> <u>\$104,900,000</u> <u>\$89,900,000</u>
Total SOURCES Appropriation				<u>\$89,900,000</u>

SOURCES De-appropriation

<u>10000 GF Annual</u>	<u>xxxxxxxxxxxx- xxxxxx</u>	<u>Xxxxx</u>	<u>Business</u>	<u>(\$13,200,000)</u>
<u>Account Ctrl / 230018</u>	<u>xxxxxxxxxxxxxxxx xx /</u>	<u>xxxxxxxxxxxx</u>	<u>Registration</u>	
<u>GEN General City</u> <u>Responsibility</u>	<u>xxxxx xxxxxxxxx</u>	<u>xxxx</u>	<u>Fee Revenue</u>	
<u>10000 GF Annual</u>	<u>xxxxxxxxxxxx- xxxxxx</u>	<u>Xxxxx</u>	<u>Business</u>	<u>(\$15,000,000)</u>
<u>Account Ctrl / 230018</u>	<u>xxxxxxxxxxxxxxxx xx /</u>	<u>xxxxxxxxxxxx</u>	<u>Registration</u>	
<u>GEN General City</u> <u>Responsibility</u>	<u>xxxxx xxxxxxxxx</u>	<u>xxxx</u>	<u>Fee Waiver</u>	
Total Sources De-appropriation				<u><u>(\$28,200,000)</u></u>

1	Fund /	Project & Activity /	Account	Description	Amount
2	Department ID	Authority			
3					
4	<u>Grand Total Sources</u>				<u>\$76,700,000</u>
5					<u>-\$61,700,000</u>
6					

7 Section 2. The uses of funding outlined below are herein appropriated to city grant
8 and loan programs for small businesses in the Office of Economic and Workforce
9 Development, General Services Agency-City Administrator, Arts Commission, Mayor's
10 Office of Housing and Community Development, Children, Youth and Their Families, Public
11 Health, and General City Responsibility for Fiscal Year 2020-2021.

13 **USES Appropriation**

15 Small Business Relief

16	Fund /	Project & Activity /	Account	Description	Amount
17	Department ID	Authority			
18	10020 GF	10022544-0002	538000 CBO	Small Business	\$12,400,000
19	Continuing Authority	Small Business	Services -	COVID-19 Relief	<u>\$10,900,000</u>
20	Ctrl / 207767 ECN	Revolving Loan	Budget	Grants	
21	Economic Development	COVID Relief /			
22		16661 EW Small			
23		Business Revolving			
24		Loan			
25					

1	Fund /	Project & Activity /	Account	Description	Amount
2	Department ID	Authority			
3	10020 GF	10022544-0002	539200	Small Business	\$7,600,000
4	Continuing Authority	Small Business	Loans Issued By	COVID-19 Relief	
5	Ctrl / 207767 ECN	Revolving Loan	City	Loans	
6		COVID Relief /			
7	Economic Development	16661 EW Small			
8		Busines Revolving			
9		Loan			
10	<u>10020 GF</u>	<u>xxxxxxxxxxx- xxxxxx</u>	<u>Xxxxx</u>	<u>Shared Spaces</u>	<u>\$2,250,000</u>
11	<u>Continuing Authority</u>	<u>xxxxxxxxxxxxxxxx xx /</u>	<u>xxxxxxxxxxx</u>	<u>Program</u>	
12	<u>Ctrl/ xxxxxx ECN</u>	<u>xxxxx xxxxxxxxxxx</u>	<u>xxxx</u>		
13	<u>Xxxxxxx</u>				
14					
15	<u>10020 GF</u>	<u>XXXXXXXXXXXXXXXXXX</u>	<u>XXXXXX</u>	<u>Support for small</u>	<u>\$1,000,000</u>
16	<u>Continuing Authority</u>	<u>XXXXXXXXXX /</u>		<u>businesses</u>	
17	<u>Ctrl / XXXXX ECN</u>	<u>XXXXXXXXXX</u>		<u>impacted by</u>	
18	<u>XXXXXXXXXX</u>	<u>XXXXXXXXXX</u>		<u>property crime</u>	
19	<u>XXXXXX</u>				
20					
21	<u>XXXXXX – XX XXXXX</u>	<u>XXXXXXXXXXXXXXXXXX</u>	<u>XXXXXX</u>	<u>Music and</u>	<u>\$3,000,000</u>
22	<u>XXXXXXXX XXXX /</u>	<u>XXXXXXXXXX /</u>		<u>Entertainment</u>	
23	<u>XXXXXXXX ECN -</u>	<u>XXXXXXXXXX</u>		<u>Venue Recovery</u>	
24	<u>OEWD Office of Small</u>	<u>XXXXXXXXXX</u>			
25	<u>Business</u>				

1	Fund /	Project & Activity /	Account	Description	Amount
2	Department ID	Authority			
3	<u>Sub-Total Small Business Relief USES Appropriation</u>				<u>\$24,750,000</u>
4					
5					
6	Fund /	Project & Activity /	Account	Description	Amount
7	Department ID	Authority			
8	<u>Arts and Entertainment Support</u>				
9	<u>10000 GF Annual</u>	<u>10026734 – 0001</u>	<u>591000</u>	<u>Transfer out to the</u>	<u>\$11,228,000</u>
10	<u>Account Ctrl /</u>	<u>GE General City</u>	<u>OTO To</u>	<u>City Administrator</u>	
11	<u>230018</u>	<u>Services / 10000 GF</u>	<u>2S/CRF-</u>	<u>for Grants for the</u>	
12	<u>GEN General City</u>	<u>Annual Account Ctrl</u>	<u>Culture & Rec</u>	<u>Arts</u>	
13	<u>Responsibility</u>		<u>Fd</u>		
14					
15	<u>10000 GF Annual</u>	<u>10026734 – 0001</u>	<u>591000</u>	<u>Transfer out to the</u>	<u>\$787,867</u>
16	<u>Account Ctrl /</u>	<u>GE General City</u>	<u>OTO To</u>	<u>Arts Commission</u>	
17	<u>230018</u>	<u>Services / 10000 GF</u>	<u>2S/CRF-Culture</u>	<u>for Arts Impact</u>	
18	<u>GEN General City</u>	<u>Annual Account Ctrl</u>	<u>& Rec Fd</u>	<u>Endowment</u>	
19	<u>Responsibility</u>				
20					
21	<u>10000 GF Annual</u>	<u>10026734 – 0001</u>	<u>591000</u>	<u>Transfer out to the</u>	<u>\$604,428</u>
22	<u>Account Ctrl /</u>	<u>GE General City</u>	<u>OTO To</u>	<u>Arts Commission</u>	
23	<u>230018</u>	<u>Services / 10000 GF</u>	<u>2S/CRF-Culture</u>	<u>for Cultural</u>	
24	<u>GEN General City</u>	<u>Annual Account Ctrl</u>	<u>& Rec Fd</u>	<u>Centers</u>	
25	<u>Responsibility</u>				

1
2
3
4
5
6
7
8
9
10
11
12
13
14
15
16
17
18
19
20
21
22
23
24
25

<u>Fund /</u>	<u>Project & Activity /</u>	<u>Account</u>	<u>Description</u>	<u>Amount</u>
<u>Department ID</u>	<u>Authority</u>			
<u>10000 GF Annual</u>	<u>10026734 – 0001</u>	<u>591000</u>	<u>Transfer out to the</u>	<u>\$4,409,000</u>
<u>Account Ctrl /</u>	<u>GE General City</u>	<u>OTO To</u>	<u>Arts Commission</u>	
<u>230018</u>	<u>Services / 10000 GF</u>	<u>2S/CRF-Culture</u>	<u>for Cultural Equity</u>	
<u>GEN General City</u>	<u>Annual Account Ctrl</u>	<u>& Rec Fd</u>	<u>Endowment</u>	
<u>Responsibility</u>				
<u>10000 GF</u>	<u>XXXXXXXXXXXXXXXXXX</u>	<u>XXXXXX</u>	<u>Transfer out to the Arts</u>	<u>\$1,100,000</u>
<u>Annual Account Ctrl /</u>	<u>XXXXXXXXXX /</u>		<u>Commission Mayor's</u>	
<u>230018</u>	<u>XXXXXXXXXX</u>		<u>Office of Housing and</u>	
<u>GEN General City</u>	<u>XXXXXXXXXX</u>		<u>Community</u>	
<u>Responsibility</u>			<u>Development for</u>	
			<u>Cultural Districts</u>	
<u>10020 GF</u>	<u>XXXXXXXXXXXXXXXXXX</u>	<u>XXXXXX</u>	<u>Contingency Hotel</u>	<u>\$1,000,000</u>
<u>Continuing Authority</u>	<u>XXXXXXXXXX /</u>		<u>Tax Loss Reserve</u>	
<u>Ctrl / 230018</u>	<u>XXXXXXXXXX</u>		<u>for Arts</u>	
<u>GEN General City</u>	<u>XXXXXXXXXX</u>		<u>Allocations</u>	
<u>Responsibility</u>				

1	<u>10020 GF</u>	<u>XXXXXXXXXXXXXXXX</u>	<u>XXXXXX</u>	<u>Contingency Hotel</u>	<u>\$5,000,000</u>
2	<u>Continuing Authority</u>	<u>XXXXXXXXXX /</u>		<u>Tax Loss Reserve</u>	
3	<u>Ctrl / 230018</u>	<u>XXXXXXXXXX</u>		<u>for Arts</u>	
4	<u>GEN General City</u>	<u>XXXXXXXXXX</u>		<u>Allocations</u>	
5	<u>Responsibility</u>				
6					

7	<u>Fund /</u>	<u>Project & Activity /</u>	<u>Account</u>	<u>Description</u>	<u>Amount</u>
8	<u>Department ID</u>	<u>Authority</u>			

9	<u>Sub-total Arts and Entertainment Support Appropriation</u>				<u>\$24,129,295</u>
---	--	--	--	--	----------------------------

11 Youth Learning Initiatives

13	<u>10020 GF Annual</u>	<u>10037485 -- 0001 CH</u>	<u>506070</u>	<u>Programmatic</u>	<u>\$15,000,000</u>
14	<u>Account Ctrl</u>	<u>Summer Learning/</u>	<u>Programmatic</u>	<u>Projects -- Budget</u>	
15	<u>/229218 CHF</u>	<u>21697 CH</u>	<u>Projects -- Budget</u>	<u>for Youth Learning</u>	
16	<u>Children; Youth &</u>	<u>Summer Learning</u>		<u>initiatives</u>	
17	<u>Their Families</u>				

19	<u>10020 GF Annual</u>	<u>XXXXXXXXXXXXXXXX</u>	<u>XXXXXX</u>	<u>High School</u>	<u>\$2,700,000</u>
20	<u>Account Ctrl</u>	<u>XXXXXXXXXX /</u>		<u>internships with</u>	
21	<u>/229218 CHF</u>	<u>XXXXXXXXXX</u>		<u>college credit</u>	
22	<u>Children; Youth &</u>	<u>XXXXXXXXXX</u>			
23	<u>Their Families</u>				

25	<u>Subtotal Youth Learning Initiatives</u>				<u>\$17,700,000</u>
----	---	--	--	--	----------------------------

\$2,700,000

1 Overdose Prevention

2	<u>10020 GF Annual</u>	<u>10037491 – 0001</u>	<u>506070</u>	<u>Programmatic</u>	<u>\$1,000,000</u>
3	<u>Account Ctrl /</u>	<u>HB SA Overdose</u>	<u>Programmatic</u>	<u>Projects – SRO</u>	
4	<u>240646 DPH –</u>	<u>Prevention / 21704</u>	<u>Projects - Budget</u>	<u>Overdose</u>	
5	<u>Public Health</u>	<u>HB SA Overdose</u>		<u>program</u>	

6	Fund /	Project & Activity /	Account	Description	Amount
7	Department ID	Authority			

8 Prevention

9

10	<u>10020 GF Annual</u>	<u>XXXXXXXX – XXXX</u>	<u>506070</u>	<u>Fentanyl</u>	<u>\$600,000</u>
11	<u>Account Ctrl /</u>	<u>XXXXXXXXXXXX</u>	<u>Programmatic</u>	<u>Treatment and</u>	
12	<u>240646 DPH –</u>	<u>XXXXX / XXXXX</u>	<u>Projects - Budget</u>	<u>Street Outreach</u>	
13	<u>Public Health</u>	<u>XXXXX XXXXX</u>		<u>Team</u>	
14		<u>XXXXXX</u>			

15

16	<u>Subtotal Overdose Prevention</u>				<u>\$1,600,000</u>
----	--	--	--	--	---------------------------

17

18 Family Relief Fund

19

20	<u>XXXXX – XX</u>	<u>XXXXXXXXXXXXXXXXXX</u>	<u>XXXXXX</u>	<u>Relief for families</u>	<u>\$2,000,000</u>
21	<u>XXXXX</u>	<u>XXXXXXXXXXXX /</u>			
22	<u>XXXXXXXX XXXX /</u>	<u>XXXXXXXXXXXX</u>			
23	<u>XXXXXXXX ECN -</u>	<u>XXXXXXXXXX</u>			
24	<u>OEWD Office of</u>				
25	<u>Small</u>				

1	<u>BusinessWorkforce</u>				
2	<u>Development</u>				
3					
4	<u>Subtotal Family Relief Fund</u>				<u>\$2,000,000</u>
5					
6	Fund /	Project & Activity /	Account	Description	Amount
7	Department ID	Authority			
8	<u>Urgent Needs Reserve</u>				
9	<u>10020 GF</u>	<u>xxxxxxxx-xxxxx</u>	<u>XXXXX-</u>	<u>Urgent Needs</u>	<u>\$6,520,705</u>
10	<u>Continuing</u>	<u>xxxxxxxx</u>	<u>Unappropriated</u>	<u>Reserve -</u>	
11	<u>Authority Ctrl /</u>	<u>Xxxxxxx/xxxxxxx -</u>	<u>reserve</u>	<u>Unappropriated</u>	
12	<u>230018 GEN</u>	<u>XXXXXX</u>			
13	<u>General City</u>				
14	<u>Responsibility</u>				
15					
16	<u>Subtotal Urgent Needs Reserve</u>				<u>\$6,520,705</u>
17					
18					
19	<u>Grand Total Uses Appropriation</u>				<u>\$76,700,000</u>
20					<u>\$61,700,000</u>
21					

22 Section 3. The Controller is authorized to record transfers between funds and adjust
23 the accounting treatment of sources and uses appropriated in this ordinance as necessary to
24 conform with Generally Accepted Accounting Principles and other laws, and adjust sources
25 and uses amounts to reflect local baseline funding mandates.

1
2
3
4
5
6
7
8
9
10
11
12
13
14
15
16
17
18
19
20
21
22
23
24
25

APPROVED AS TO FORM:
DENNIS J. HERRERA, City Attorney

By: /s/
JON GIVNER
Deputy City Attorney

FUNDS AVAILABLE:
BEN ROSENFELD, Controller

By: /s/
BEN ROSENFELD
Controller

<p>Item 3 File 21-0177</p>	<p>Department: Office of Economic and Workforce Development (OEWD)</p>
<p>EXECUTIVE SUMMARY</p>	
<p style="text-align: center;">Legislative Objectives</p> <ul style="list-style-type: none"> • The proposed ordinance would appropriate \$20 million from property tax revenue so that OEWD could administer financial relief to small businesses harmed by Covid-19 in the form of grants and loans. The \$20 million would be allocated to two grant programs administered by OEWD: \$12.4 million to Small Business COVID Relief grants, and \$7.6 million to Small Business COVID Relief loans. <p style="text-align: center;">Key Points</p> <ul style="list-style-type: none"> • The proposed grant program of \$12.4 million is intended for more than 1,000 low-income small businesses across the City that were “most impacted by Shelter in Place orders” and that have not accessed state or federal financial programs. According to OEWD, the eligibility criteria for the proposed new grant program are still under development and will seek to prioritize businesses owned and operated by low-income households, minorities, and women and those serving communities of color and opportunity neighborhoods. Grant amounts will vary from \$5,000 to \$25,000 based on the business’s number of full-time equivalent employees. • The proposed loan program of \$7.6 million is intended to “complement and expand” existing local, state, and federal initiatives to provide financial relief to small businesses. According to OEWD, the City will partner with the existing state loan program, California Rebuilding Fund, to invest an initial \$3.4 million to support minority- and women-owned businesses and businesses serving historically under-invested neighborhoods. An initial \$2 million of lending capital will be used to leverage state funding and private capital in order to yield up to \$10 million of total lending capital for San Francisco-based small businesses. An initial \$1.4 million will be used to lower the interest rate otherwise available through the California Rebuilding Fund program from 4.25 percent to 0 to 1.0 percent. <p style="text-align: center;">Fiscal Impact</p> <ul style="list-style-type: none"> • The proposed ordinance would appropriate \$20 million of general property tax revenue to OEWD in the current fiscal year, FY 2020-21, to fund Covid-19 financial relief for small businesses <p style="text-align: center;">Policy Consideration</p> <ul style="list-style-type: none"> • According to the Controller’s Six-Month Budget Status Report, the Controller is projecting a \$125.2 million General Fund Surplus in FY 2020-21. The Board of Supervisors has approved legislation that would reduce the projected \$125.1 FY 2020-21 General Fund surplus by \$15.2 million, leaving a projected FY 2020-21 General Fund surplus \$110 million. The March 17, 2021 Budget & Appropriations Committee is considering FY 2020-21 General Fund supplemental appropriations totaling \$104.1 million and legislation introduced but not yet calendared would reduce the FY 2020-21 General Fund surplus by \$6.7 million. <p style="text-align: center;">Recommendation</p> <ul style="list-style-type: none"> • Approval of the proposed ordinance is a policy matter for the Board of Supervisors. 	

MANDATE STATEMENT

City Charter Section 9.105 states that amendments to the Annual Appropriations Ordinance, after the Controller certifies the availability of funds, are subject to Board of Supervisors approval by ordinance.

BACKGROUND

Since the Covid-19 pandemic began, the Board of Supervisors has approved a number of measures to support small businesses, including:

- Waiver of business registration and license fees and payroll expense taxes for restaurants and food service businesses with annual San Francisco gross receipts up to \$750,000 and for entertainment venues with annual San Francisco gross receipts up to \$20 million (File 20-1260).
- Waiver of business registration and license fees in FY 2020-21 for certain businesses impacted by the Shelter-in-Place orders earning up to \$25 million in San Francisco gross receipts (File 20-1415).

The Office of Economic and Workforce Development (OEWD) has \$19.6 million in available funds, funded by private contributions and reallocation of existing General Fund monies, to administer financial relief programs for small businesses, including the following:

Loan Programs (\$14.6 million)

- SF Hardship Emergency Loan Program (SF HELP) has distributed \$8,463,927 out of a total available of \$9,450,000 in zero-interest loans to 302 small businesses, with businesses receiving an average of \$28,026. Launched April 2020.
- African American Small Business Revolving Loan Fund has distributed \$1,598,000 out of a total available of \$2,700,000¹ in zero-interest loans to 36 small businesses, with an average loan amount of \$44,389 (with up to 20 percent of the loan amount forgivable). Launched July 2020.
- Latino Small Business Fund (SF HELP extension) has distributed \$516,000 out of a total available of \$2,475,000 in zero-interest loans to 15 small businesses, with an average loan amount of \$34,400. Launched December 2020.

Grant Programs (\$5.0 million)

- Resiliency Grant Fund has distributed a total of \$2.5 million in available funds, including \$1 million to 128 small businesses in Phase 1, with an average grant amount of \$7,850. Phase 2 awarded \$1.5 million to 230 small businesses using a lottery system to distribute grants across the City, with an average grant amount of \$6,522. Launched March 2020.

¹ New funds have been announced, but are not yet active.

- SF Shines for Reopening has committed \$1,118,250 to 295 businesses (\$433,732 of which has been distributed) out of a total available of \$1,414,465. Storefront businesses or non-profits that are open to the public can receive \$2,000 to \$5,000 grants to reimburse for expenses, such as fixtures, furniture, equipment, minor storefront improvements, or design services. Launched October 2020.
- Neighborhood Mini-Grants provided a total of \$942,500 to 322 small businesses in historically underserved communities, with businesses receiving an average grant of \$2,927. Launched May 2020.
- Women’s Entrepreneurship Mini-Grants provided a total of \$160,000 in \$2,000 mini-grants to 77 women-owned small businesses. Launched June 2020.

The federal government has established the following financial relief programs for small businesses administered by the U.S. Small Business Administration (SBA):

- The Paycheck Protection Program provides loans that help businesses retain their workforce during the Covid-19 pandemic. According to OEWD, a total of \$3.2 billion was provided from March through December 2020 to 22,215 San Francisco businesses, with an average loan amount of \$145,009. The data show that 17,541 businesses reported a total of 216,325 jobs retained, or, an average of 12 jobs retained per business reporting these data.
- Covid-19 Economic Injury Disaster Loans provide economic relief to small businesses and non-profit organizations that are currently experiencing a temporary loss of revenue. According to OEWD, a total of \$936.8 million was provided from March through December 2020 to 15,012 San Francisco-based small businesses, self-employed individuals or sole proprietorships, or non-profits, with an average loan amount of \$62,400.
- The federal SBA also provides Express Bridge Loans to small businesses that currently have a business relationship with an SBA Express Lender to access up to \$25,000 quickly; debt relief to existing SBA loan borrowers during the Covid-19 pandemic; and Shuttered Venue Operators Grants for emergency assistance for eligible venues affected by the Covid-19 pandemic.

The state provides a California Small Business Covid-19 Relief Grant Program available to small businesses or non-profits operating in California, with a total of \$2 billion available statewide and grant awards ranging from \$5,000 to \$25,000.

DETAILS OF PROPOSED LEGISLATION

The proposed ordinance would appropriate \$20 million from property tax revenue so that OEWD could administer financial relief to small businesses harmed by Covid-19 in the form of grants and loans. The \$20 million would be allocated to two grant programs administered by OEWD: \$12.4 million to Small Business COVID Relief grants, and \$7.6 million to Small Business COVID Relief loans.

The proposed grant program of \$12.4 million is intended for low-income small businesses across the City that were “most impacted by Shelter in Place orders” and those that have not accessed state or federal financial programs. While the ordinance notes that more than 2,000 small businesses would receive assistance, OEWD expects that more than 1,000 small businesses would actually be served due to the expected grant amounts ranging from \$5,000 to \$25,000. According to OEWD, the eligibility criteria for the proposed new grant program are still under development, using input from community stakeholders and incorporating lessons learned from previous small business financial relief efforts.

The OEWD plans to target the new grant program to the following types of small businesses:

- Businesses owned and operated by low-income households, minorities, and women;
- Long-standing and community anchor businesses;
- Businesses serving communities of color and within commercial corridors serving opportunity neighborhoods (Bayview, Chinatown, Excelsior, Fillmore, Mission, and Tenderloin);
- Businesses most impacted by Shelter in Place closure orders, such as hair salons and barbershops, gyms and fitness centers, entertainment venues, and bars; and
- Businesses that were unable to access grant support from local, state, or federal sources.

Grant amounts are expected to vary up to \$25,000 based on the size of the business, as measured by the number of full-time equivalent employees. Recipients will be required to have a San Francisco location and/or a license to operate.

The proposed loan program of \$7.6 million is intended to “complement and expand” existing local, state, and federal initiatives to provide financial relief to small businesses. According to OEWD, the City will partner with the existing state loan program, California Rebuilding Fund, to invest an initial \$3.4 million to support minority- and women-owned businesses and businesses serving historically under-invested neighborhoods:

- The OEWD is planning to allocate \$2 million for lending capital, which will be used to leverage state funding and private capital in order to yield up to \$10 million of total lending capital for San Francisco-based small businesses.
- The OEWD is planning to allocate \$1.4 million to lower the 4.25 percent interest rate otherwise available through the California Rebuilding Fund loan program to zero to one percent.

The OEWD says it plans to assess the results of the initial \$3.4 million allocation to inform how the remaining \$4.2 million—of the total \$7.6 million—should be allocated between lowering the interest rate and/or providing additional lending capital through the California Rebuilding Fund, or to potentially invest in other loan products.

FISCAL IMPACT

The proposed ordinance would appropriate \$20 million of general property tax revenue to OEWD in the current fiscal year, FY 2020-21, to fund Covid-19 financial relief for small businesses, as displayed in Exhibit 1 below.

Exhibit 1: OEWD Supplemental Appropriation, Sources and Uses of Funds

SOURCES	Amount
Unallocated General Property Taxes	\$20,000,000
USES	Amount
Covid-19 Small Business Relief Grants	\$12,400,000
Covid-19 Small Business Relief Loans	7,600,000
Total	\$20,000,000

Source: File 21-0177

POLICY CONSIDERATION

According to the Controller's Six-Month Budget Status Report, the Controller is projecting a \$125.2 million General Fund Surplus in FY 2020-21. Although certain General Fund revenues, such as business taxes, sales tax, hotel room tax, are projected to be lower than originally budgeted, these are more than offset by higher than budgeted property taxes, excess Education Revenue Augmentation Fund receipts, and transfer taxes.

Since the issuance of the Controller's FY 2020-21 Six-Month Budget Status Report, the Board of Supervisors has approved or is considering legislation that would impact the FY 2020-21 General Fund budget, summarized in Exhibit 2 below.

Exhibit 2: Legislation Altering the FY 2020-21 General Fund Budget

File	Description	Estimated Cost FY 2020-21 (\$ million)
Approved by Board, Pending Mayor signature		
	Waiver of Business Registration Fees and Certain	
20-1415	License Fees	(15.0)
21-0031	Accessory Dwelling Unit permit services	(0.2)
Subtotal, Approved by Board, Pending Mayor Signature		(15.2)
March 17, 2021 Budget & Appropriations		
20-1364	Rent Relief & Social Housing	(20.1)
21-0138	Business Registration Fees Deferral	(32.0)
21-0177	Small Business Grants & Loans	(20.0)
21-0178	Arts Appropriation	(17.0)
21-0215	Summer Youth Programming	(15.0)
Subtotal, March 17, 2021 Budget & Appropriations		(104.1)

File	Description	Estimated Cost FY 2020-21 (\$ million)
Not Yet Calendared		
21-0214	Fentanyl Task Force & Overdose Prevention	(6.7)
Subtotal, Not Yet Calendared		(6.7)
Total		(126.0)

Source: Budget & Legislative Analyst

Notes: File 21-0138 would defer revenues until FY 2021-22. Files 21-0031 & 21-1364 draw from the General Reserve, which, per Administrative Code Section 10.60, must be restored in the subsequent fiscal year.

As shown above, the Board of Supervisors has approved legislation that would reduce the projected \$125.1 FY 2020-21 General Fund surplus by \$15.2 million, leaving a projected FY 2020-21 General Fund surplus \$110 million. The March 17, 2021 Budget & Appropriations Committee is considering FY 2020-21 General Fund supplemental appropriations totaling \$104.1 million and legislation introduced but not yet calendared would reduce the FY 2020-21 General Fund surplus by \$6.7 million. If all the legislation in Exhibit 1 above is approved, the entire projected FY 2020-21 General Fund surplus would be appropriated, used to backfill decreased revenues, or committed to restoring the General Reserve.

RECOMMENDATION

Approval of the proposed ordinance is a policy matter for the Board of Supervisors.



**MATT HANEY
DISTRICT 6**

DATE: March 18, 2021

TO: Angela Calvillo
Clerk of the Board of Supervisors

FROM: Supervisor Haney
Chairperson

RE: Budget and Appropriations
COMMITTEE REPORT

Pursuant to Board Rule 4.20, as Chair of the Budget and Appropriations Committee, I have deemed the following matters are of an urgent nature and request they be considered by the full Board on Tuesday, March 23, 2021, as Committee Reports:

File No. 201364

Ordinance appropriating \$10,050,000 from Property Tax Revenue to the Mayor's Office of Housing and Community Development for rent relief under the Rent Resolution and Relief Fund and \$10,050,000 for the acquisition, creation and operation of affordable, social housing under the Housing Stability Fund in Fiscal Year (FY) 2020-2021.

File No. 210177

Ordinance appropriating \$104,900,000 of property tax revenue to the Office of Economic and Workforce Development, General Services Agency-City Administrator, Arts Commission, Children Youth and Their Families, Public Health, and General City Responsibility to provide relief to small businesses, including for small businesses impacted by property crime, Grants for the Arts, Arts Impact Endowment, Cultural Centers, Cultural Equity Endowment, Cultural Districts, Youth Learning Initiatives, SFUSD and City College Dual Enrollment programs, overdose prevention, and support for family relief struggling as a result of COVID-19, de-appropriating \$28,200,000 of business fee revenue, and placing \$6,520,705 on reserve in FY 2020-21.

These matters will be heard in the Budget and Appropriations Committee on March 23, 2021, at 9:00 AM.

President, District 10
BOARD of SUPERVISORS



City Hall
1 Dr. Carlton B. Goodlett Place, Room 244
San Francisco, CA 94102-4689
Tel. No. 554-6516
Fax No. 554-7674
TDD/TTY No. 544-6546

Shamann Walton

PRESIDENTIAL ACTION

Date: 2/25/2021

To: Angela Calvillo, Clerk of the Board of Supervisors

Madam Clerk,

Pursuant to Board Rules, I am hereby:

Waiving 30-Day Rule (Board Rule No. 3.23)

File No.

210177

Mayor

(Primary Sponsor)

Title.

Appropriation - Property Tax Revenue - Office of Economic and Workforce
Development - City Grant and Loan Programs to Provide Relief to Small Businesses
Affected by COVID-19 - \$20,000,000 - FY2020-2021

Transferring (Board Rule No 3.3)

File No.

(Primary Sponsor)

Title.

From:

Committee

To:

Committee

Assigning Temporary Committee Appointment (Board Rule No. 3.1)

Supervisor:

Replacing Supervisor:

For:

(Date)

(Committee)

Meeting

Start Time:

End Time:

Temporary Assignment: Partial Full Meeting

Shamann Walton, President
Board of Supervisors

From: [Peacock, Rebecca \(MYR\)](#)
To: [BOS Legislation, \(BOS\)](#)
Cc: [Kittler, Sophia \(MYR\)](#); [Patil, Lillian \(MYR\)](#); [Ruiz-Cornejo, Victor \(MYR\)](#); [de Asis, Edward \(CON\)](#); [Allersma, Michelle \(CON\)](#); [Mullan, Andrew \(BOS\)](#); [Burch, Percy \(BOS\)](#); [Monge, Paul \(BOS\)](#); [Stewart-Kahn, Abigail \(HOM\)](#); [Chinchilla, Monica \(BOS\)](#); [Temprano, Tom \(BOS\)](#)
Subject: Mayor -- Ordinance -- Appropriation -- Property Tax Revenue to the Office of Economic and Workforce Development for City Grant and Loan Programs to Provide Relief to Small Businesses Affected by COVID-19 -- \$20,000,000 -- FY 2020-2021
Date: Tuesday, February 23, 2021 4:14:20 PM
Attachments: [1. ECN Small Business Supplemental v7.docx](#)
[RE ECN small business supplemental.msg](#)
[RE ECN small business supplemental.msg](#)

Attached for introduction to the Board of Supervisors is an **ordinance appropriating \$20,000,000 of property tax revenue to the Office of Economic and Workforce Development in FY2020-2021 for a grant program to provide relief to over 2,000 low-income small businesses across the city, in particular those most impacted by Shelter in Place orders, and those that have not accessed state or federal financial programs; and for a loan program which will complement and expand existing Local, State, and Federal initiatives aimed at providing relief for small businesses struggling as a result of COVID-19**

Please note that Supervisors Stefani, Walton, Ronen, Haney, Safai, and Mandelman are co-sponsors of this legislation.

Please let me know if you have any questions.

Rebecca Peacock ([they/them](#))
(415) 554-6982 | Rebecca.Peacock@sfgov.org
Office of Mayor London N. Breed
City & County of San Francisco

SF Small Business Relief Fund

Budget and Appropriations Committee
\$20M Small Business Budget Appropriation Proposal
Diana Ponce De Leon, OEWD

Invest In Neighborhoods

- **Small Business Services and Financing Programs**
 - Community Development Block Grant (CDBG)
 - Loans and Grants /Access to Capital
 - Small Business Development Center
- **SF Shines - Façade and Tenant Improvements**
- **Public Space Initiative**
- **Construction Mitigation**
- **Commercial Corridor and Small Business Grants**
- **Neighborhood Commercial Corridor Strategies**
 - Community Benefit Districts
 - Cultural Districts MOHCD Partnership
 - Opportunity Neighborhoods
 - Excelsior
 - Bayview
 - Mission (Calle 24 and Mission Street)
 - Central Market/Tenderloin
 - Chinatown
 - Fillmore

Leading with Equity **Opportunity Neighborhoods**

The division implements programs and services with the support of community partners to increase quality of life and economic opportunities within neighborhoods and commercial corridors.

IIN works with neighborhoods that have experienced historic divestment and have an economic development strategy that promotes diversity, equity and inclusion.

NEIGHBORHOOD ECONOMIC DEVELOPMENT PARTNERS

- ASIAN, Inc.
- Children's Council of San Francisco
- La Cocina
- Lawyers' Committee for Civil Rights
- Main Street Launch
- Mission Asset Fund
- Mission Economic Development Agency
- Renaissance Entrepreneurship Center
- San Francisco LGBT Community Center
- San Francisco Small Business Development Center
- SFMade, Inc
- Southeast Asian Community Center
- Wu Yee Children's Services
- North of Market Neighborhood Improvement Corporation
- Southeast Asian Community Center
- Bay Area Community Resources (fiscal sponsor to Portola Neighborhood Association)
- Excelsior Action Group
- Ocean Avenue Association
- Self-Help for the Elderly
- Kultivate Labs
- Tenderloin Neighborhood Development Corporation
- Small Business Development Center

- Japantown Taskforce
- Calle 24 Latino Cultural District
- Economic Development on Third
- Northeast Federal Credit Union
- SF SAFECastro Street Fair
- Downtown Streets
- Citizen Film
- People of Parkside Sunset
- Livable City
- Art Span
- CounterPulse
- Bar Association of San Francisco

Community Benefit Districts

- Castro/Upper Market Community Benefit District
- Civic Center Community Benefit District
- Discover Polk Community Benefit District
- Downtown Community Benefit District
- The East Cut Community Benefit District
- Fisherman's Wharf Community Benefit District
- Japantown Community Benefit District
- Lower Polk Community Benefit District
- Mid Market Community Benefit District
- Moscone Expansion District
- Noe Valley Community Benefit District
- Ocean Avenue Community Benefit District
- SoMa West Community Benefit District

OEWD & Invest In Neighborhoods- COVID Response

Economic
Recovery Task
Force

Policy Guidance
Research and
Response

Communications

New Small
Business Relief
Grants

New Small
Business Relief
Loans

Community Hubs

Right to Recover

IIN Activation

- Safe Sleeping
- Testing
- Vaccines

PPE Citywide
Small Business
Distribution
Center

COVID City Relief Grants & Loans to Date

Over **\$24 million** in loan and grant programs to support **1,370+** small businesses.

\$2.5M	Small Business Resiliency Fund
\$1M	Neighborhood Mini-Grants and Women's Mini-Grants
\$1.6M	SF Shines for Reopening
\$12M	Hardship Emergency Loan Program (SF HELP)
\$3.8M	African-American Revolving Loan Fund
\$3.2M	Latino Small Business Fund

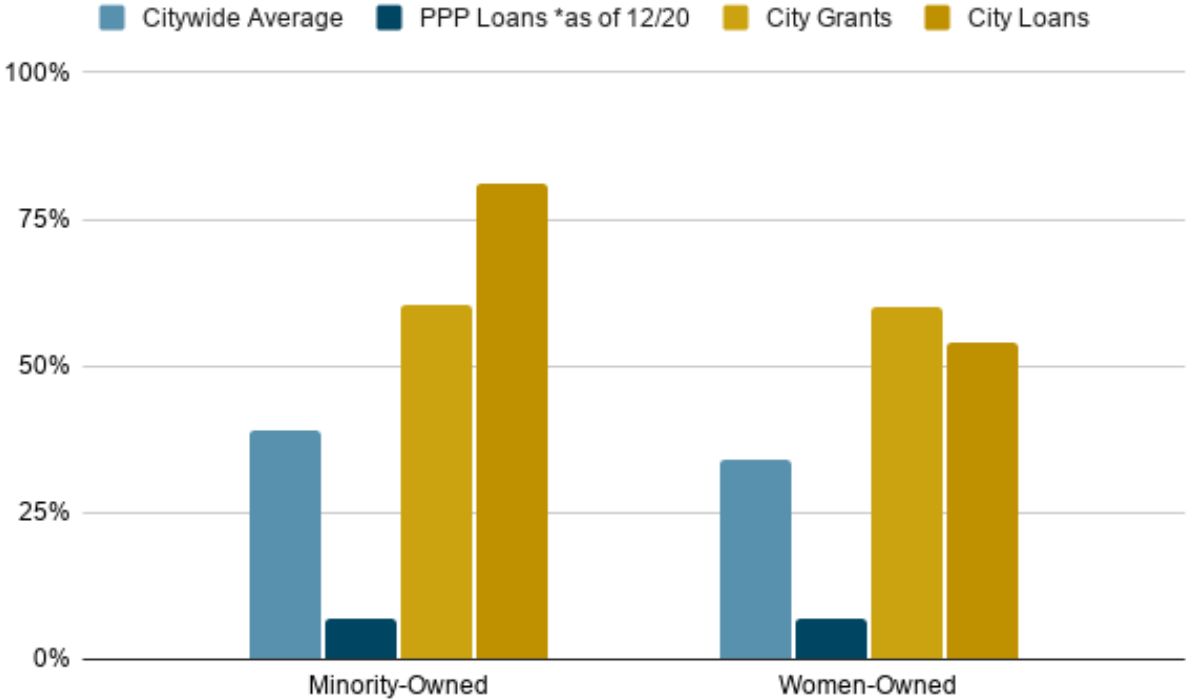
COVID City Relief Grants & Loans to Date

Over **\$24 million** in loan and grant programs
to support **1,370+** small businesses.

COVID PPP & EIDL for San Francisco as of Dec 2020

Over **\$4.1 billion** in loan and grant programs
to support **37, 227** small businesses.

City vs Federal PPP



COVID City Relief Grants to Date

\$2.5M

Small Business Resiliency Grant Fund

- 358 grants
- Average grant \$6,997

\$1.0M

Neighborhood and Women's Mini Grants

- 399 grants
- Average grant \$2,474

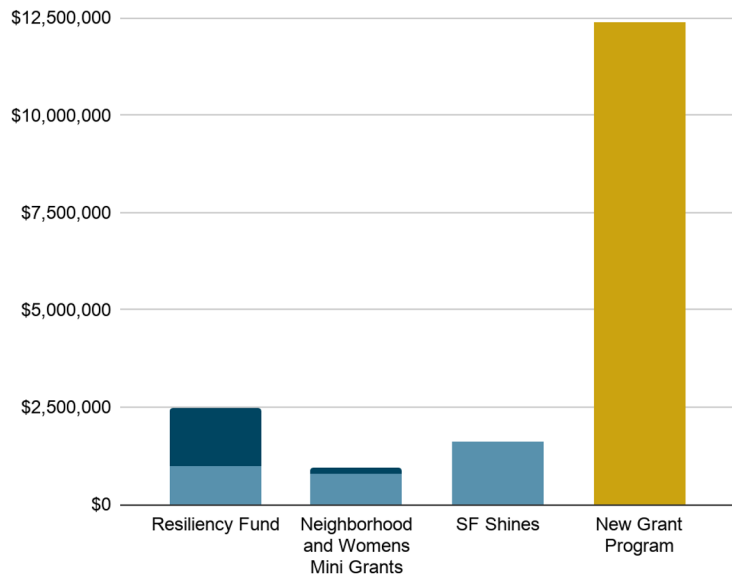
\$1.4M

SF Shines for Reopening Mini Grants

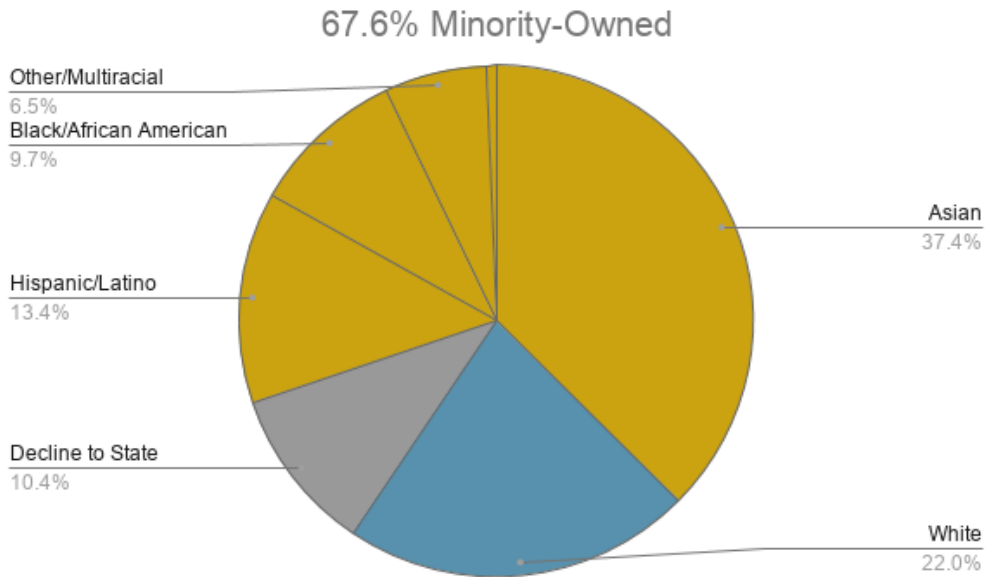
- Over 350 grants
- The average grant size is \$4,013

\$4.9M

COVID Relief Grants



City Grant Award Reach



57.6% women owned

“With the funding we were able to retain our employees and continue to feed front line workers.”

Shani, Owner of Peaches Patties



<https://oewd.org/covid-19-program-highlights>

Past Prioritization Factors

Geography

- Opportunity Neighborhoods (TL/Mid Market, Mission, Chinatown, Lower Fillmore, Bayview, Excelsior)
- Citywide access/Supervisorial District

Income/Revenue

- Low Income Business Owner/Households
- Less than \$2.5M GR in 2019
- Access to other government funding (ie. PPP, Resiliency Fund, etc.)

Industry/Business Type

- Businesses who have not been able to open or opened later SIP timeline (i.e. nail salons, barber shops, etc)
- Business open to the public/storefront

Application Review Process

- First-come, first-serve
- Lottery
- Priority factors, point system
- Dedicated funding

\$20M Appropriation

\$12.4M Small Business Grants

\$7.3 Small Business Loan Pilot

\$300K Business Application Technical Assistance

\$20M

Stakeholder Feedback Summary

Process

- Application Fatigue
- Selection Criteria Transparency
- Chance of Receiving Funds
- Small Award Amounts

Barriers

- Newer Businesses
- Language
- Digital Divide

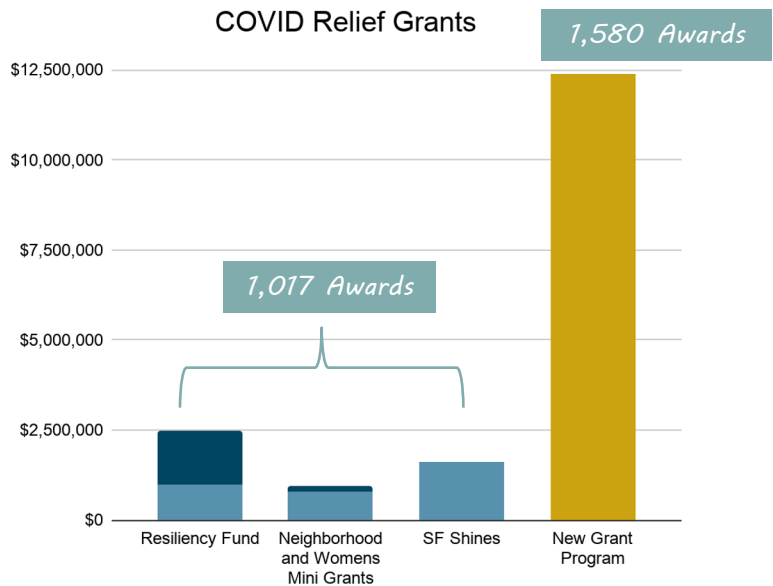
Prioritization

- Financial Need
- Ongoing Operation
- Long Standing Businesses
- Jobs Generated
- Entertainment Venues

COVID Relief Grant Proposal

\$12.4 Million estimated 1,580 businesses

- Immediate Relief for small businesses to stabilize their operations
- Citywide but with a focus on:
 - BIPOC-owned
 - Most impacted by SIP Orders
 - Have not accessed other government funds
- Existing Grants \$4.9 M
- Amount Awarded: \$4.7 M
- Awards: 1,017



Grant Amounts Per Award	
\$2,000	\$5,000
\$5,000	\$10,000
\$10,000	\$25,000

Proposed Grant Program Framework

The Small Business Storefront Equity Grant

- **Goal:** To assist businesses part of low-income households that have been unable to access State or Federal programs, those that have been particularly hard-hit by shelter in place mandated closures, and businesses serving low-income, historically disinvested neighborhoods.

Community Storefront Anchors

- **Goal:** To provide relief to businesses that uniquely contribute to the culture and vibrancy of San Francisco and its commercial corridors.

New considerations:

- Two distinct pathways to target different business profiles
- Storefront-based businesses only

Proposed Grant Program Framework

Grant Awards: 1,580			
Grant Program	Small Business Storefront Equity	Community Storefront Anchors	
Total Allocation	\$4 M	\$7.4 M	\$1 M
Full Time Employees (pre-pandemic)		5-9	10+
Grant Amount Per Business	\$5,000	\$10,000	\$25,000
Total Awards	800	740	40

Proposed Grant Program Framework

The Small Business Storefront Equity Grant

Must be in at least one of the following categories:

- Business types that were mandated to close for at least 6 months due to City Health Orders including salons, gyms, bars, and indoor entertainment
- Located in an Opportunity Neighborhood commercial corridors (Bayview, Central Market/Tenderloin, Chinatown, Excelsior, Lower Fillmore, Mission)
- Not received any financial assistance from Federal, State, or City programs including PPP, EIDL, CA Relief Grant, SF HELP, Resiliency Fund, or other City COVID financial resource

New considerations:

- Minimum requirements that limit the application pool to better match available funding

Proposed Grant Program Framework

The Small Business Storefront Equity Grant

Additional Minimum Requirements

- Storefront Businesses
- Less than \$2.5M Gross Revenue in 2020
- Not received any loans of more than \$20,000 or grants of more than \$5,000
- Low/Extremely Low Household Incomes
- Business start date on or before 12/31/2020
- No required paperwork

New considerations:

- Gross Revenue requirement based on 2020 numbers

Proposed Grant Program Framework

Community Storefront Anchors

Must be in at least one of the following categories:

- Start date before 3/1/2006 (15+ years old)
- Entertainment venues
- Start date before 3/1/2016 (5+ years old) **AND** located in a Cultural District (Japantown, Calle 24, SoMa Pilipinas, Transgender, Leather/LGBTQ, Castro LGBTQ, American Indian and African American Arts and Cultural District) **OR** Opportunity Neighborhood/Commercial Corridor (Bayview, Central Market/Tenderloin, Chinatown, Excelsior, Lower Fillmore, Mission)

New considerations:

- Minimum requirements that limit the application pool to better match available funding
- Live Entertainment Venues (\$1.5M set aside)

Proposed Grant Program Framework

Community Storefront Anchors

Additional Minimum Requirements

- Storefront Businesses
- Less than \$2.5M Gross Revenue in 2020
- Prove at least 25% loss of revenue
- Business had at least 5 employees in February 2020
- Nonprofits ok
- Need to provide proof of eligibility (documents like tax returns, EDD forms, and P&L statements)

New considerations:

- Gross Revenue requirement based on 2020 numbers

Proposed Grant Program Framework

Application Process

- Application hosted on sf.gov
- Pre-application form with fewer than 10 questions to determine eligibility
- Applications open/close format (not rolling)

Review Process

- Set minimum and maximum number of awards for each Supervisorial District to reach businesses across the city
- Applicants notified of decision as soon as review is complete

Apply for an equity small business grant*

Get a grant of \$5,000 to \$10,000 for your local small business. *

Grant requirements

Your business must have less than \$2.5M in gross revenue in 2020, 5 or fewer employees, and not have received more than \$5,000 in grants or \$10,000 in loans from other programs.

Grant amounts

We will give out grants of \$5,000 to \$10,000.

What to do *

1. Check if your business is eligible

Your business must:

- Have less than \$2.5M in gross revenue in 2020
- Have 5 or fewer employees
- Not received any federal or state loans more than \$10,000
- Not received any federal or state grants more than \$5,000

Your household must qualify as low or extremely low income, based on the [Area Median Income](#).

Your business must also meet 1 of these requirements:

- Started between June 1, 2019 and December 31, 2020
- Be a business [\(opening in Phase 2c\)](#) (like a salon, gym, or bar) or
- Be located in a Cultural District or Opportunity Neighborhood

2. Gather information about your business

We will ask you for:

- Your Business Account Number (BAN). If you don't know it, you can [look it up](#).

Get help *

Phone

Office of Small Business
415-554-6134

Email

Office of Small Business
sfosb@sfgov.org

Related content

[Apply for a storefront small business grant](#)

COVID City Loans to Date

\$9.45M

SF Hardship Emergency Loan Program

- 302 loans
- Average loan \$7,850

\$2.70M

African American Small Business Revolving Loan Fund

- 36 loans
- Average grant \$44,389

\$2.47M

Latino Small Business Fund (SF HELP 2)

- 15 loans
- The average grant size is \$34,400

\$14.6M

**Additional
Appropriation
\$7.3 M**

The Loan Proposal

\$7.3 Million for loans to small businesses

- \$3.4M Immediate investment in State's California Rebuilding Fund
 - \$2M in Capital results in up to 2x - 5x leverage for lending capital
 - \$1.4M in Interest Rate buydown for up to \$10M in loans
- \$3.9M available for the next phase of the program

The Loan Proposal

Pilot Partnership with California Rebuilding Fund

- Loan details
 - Maximum \$100,000
 - Interest rate 0.00% (bought down by City from 4.25%)
 - 5 year or 3 year terms
 - No principal payment for 12 months
 - Examples Uses: rent, utilities, working capital, inventory, marketing, refitting for new social distancing guidelines, and other appropriate business purposes.
- Eligibility
 - 50 or fewer employees prior to March 2020
 - Gross revenue requirements based on 2019
 - Net positive income in 2019
 - Been in operation since at least June 30, 2019
- More details: <https://www.connect2capital.com/p/californiarebuildingfund/california-rebuilding-fund-faqs/>

Application Technical Assistance

\$300,000 to Support Small Businesses in Applying to all Loan and Grant Programs

- This proposed funding will staff multilingual hotlines and application workshops, webinars, and “drop-in” office hours to better assist businesses in completing local, state and federal applications and collecting the required documents.

Thank You

Questions?

From: [Board of Supervisors, \(BOS\)](#)
To: [BOS-Operations](#)
Cc: [Calvillo, Angela \(BOS\)](#); [Somera, Alisa \(BOS\)](#); [Ng, Wilson \(BOS\)](#); [Wong, Linda \(BOS\)](#)
Subject: FW: Support Letter for File #210177 Attached
Date: Tuesday, March 16, 2021 4:39:28 PM
Attachments: [SFCDMA Support Letter #210177.pdf](#)

From: Dee Dee Workman <deedee@sfcdma.org>
Sent: Tuesday, March 16, 2021 2:43 PM
To: Breed, Mayor London (MYR) <mayorlondonbreed@sfgov.org>; Walton, Shamann (BOS) <shamann.walton@sfgov.org>; Board of Supervisors, (BOS) <board.of.supervisors@sfgov.org>
Subject: Support Letter for File #210177 Attached

This message is from outside the City email system. Do not open links or attachments from untrusted sources.

Hello Mayor Breed, President Walton and Board of Supervisors,

On behalf of Maryo Mogannam, President of the SF Council of District Merchants Associations, please find the attached letter in support of File #210177, City Grant and Loan Programs to Provide Relief to Small Businesses Affected by COVID-19 - \$20,000,000 - FY2021/22. Please distribute to all Supervisors.

Thank you for all you are doing to assist San Francisco small businesses and neighborhood merchants survive the public health and economic crisis created by the COVID-19 pandemic. We are extremely grateful to you.

All the best.

Dee Dee Workman
Public Policy Advisor
San Francisco Council of District Merchants Associations
deedee@sfcdma.org
415-533-8130



SFCDMA

San Francisco Council of District Merchants Associations

Maryo Mogannam
President

Masood Samereie
Vice-President

Al Williams
Vice-President

Tracey Sylvester
Secretary

Keith Goldstein
Treasurer

March 16, 2021

The Honorable London Breed, Mayor
The Honorable Shamann Walton, President, Board of Supervisors
San Francisco City Hall
1 Dr. Carlton B. Goodlett Place
San Francisco, CA 94012

RE: Support: File #210177, City Grant and Loan Programs to Provide Relief to Small Businesses Affected by COVID-19 - \$20,000,000 – FY20-21

Dear Mayor Breed and Supervisor Walton,

The San Francisco Council of District Merchants Associations (SFCDMA) has served to protect, preserve and promote small business merchant corridors in San Francisco for 70 years. We represent 34 local merchant associations and advocate for all small business merchants in every one of our neighborhood commercial districts. We support File #210177 that will appropriate twenty million dollars of property tax revenue to OEWD for a grant and loan program to provide relief to over 2,000 low-income small businesses across the city impacted by the COVID shelter-in-place orders.

As you well know COVID-19 has had a devastating impact on small businesses in San Francisco. Hundreds of neighborhood businesses have closed their doors, storefronts in all of our commercial corridors are vacant and jobs for local residents have been lost due to the pandemic and subsequent shelter-in-place orders.

As we move through and beyond this public health crisis it is imperative that neighborhood merchants who have not been able to access state or federal relief programs can receive financial support from the city to help them survive the economic fall-out from the pandemic.

The SFCDMA supports this appropriation measure because it provides millions of dollars in grant and loan funding for local small businesses that desperately need it. This will help revitalize our commercial corridors and repair the damage done by this pandemic in our neighborhoods across the city.

Sincerely,

A handwritten signature in blue ink, appearing to read "Maryo Mogannam", is written over a light blue horizontal line.

Maryo Mogannam, President
San Francisco Council of District Merchants Associations

cc: Clerk of the Board of Supervisors, to be distributed to all Supervisors

From: [Sharaya Souza](#)
To: [Wong, Linda \(BOS\)](#)
Cc: [Mary Travis-Allen](#); [April McGill](#); [Jessie Rodriguez](#); [Angulo, Sunny \(BOS\)](#); [Monge, Paul \(BOS\)](#)
Subject: Fwd: Budget Committee Public Comment: Prop E Funding For American Indian Cultural District
Date: Wednesday, March 17, 2021 3:44:52 PM
Attachments: [AICD March 2021 Newsletter \(Linked\).pdf](#)
[AICD February 2021 Newsletter.pdf](#)
[AICD January 2021 Newsletter copy.pdf](#)

This message is from outside the City email system. Do not open links or attachments from untrusted sources.

Good afternoon Linda,

Can you please confirm receipt of our Public Comment?

I want to confirm this is Public Comment on Item 2: Appropriation - Property Tax - Hotel Tax for Arts General Fund Backfill - Various Departments - ADM - \$11,228,000 Grants for the Arts; ART - \$787,867 Arts Impact Endowment; \$604,428 Cultural Centers; \$4,409,000 Cultural Equity Endowment - FY2020-2021

Supervisor Ronen and Budget Committee,

Thank you for your ongoing support of the American Indian community and of course your partnerships to help support and create the American Indian Cultural District.

We want to write to you today to let you know we support the supplemental to backfill hotel tax shortfall so that we can continue to operate as a Cultural District. **But we urge that it be expanded for the full prop E baseline and to include cultural districts for 2.4 million for this fiscal year and 2.7million for next fiscal year.** With the City's 125 million surplus this year, it is important to invest in Cultural Districts and communities that were already at risk prior to the pandemic. In order to be part of the recovery and to ensure equity, we not only need minimum but maximum investments.

As you may or may not know the American Indian community in San Francisco faces some of the highest disproportionate impacts of any community of color in the city. The American Indian Cultural District has been a vital part of bringing light to these issues and pulling together our American Indian organizations, elders, and community members to bring light to systemic racial equity injustices and work together to fight further displacement and create meaningful change.

In the last eight months (on a staff of two) are some examples of the work we have done:

- We created a COVID-19 Task Force and partnered with sister orgs to bring food,

masks, and information on resources to the community in areas like testing sites and housing rights

- We partnered with city and private organizations to create programming and awareness of issues impacting the urban Native community.
- We partnered with BOS/HRC, Climate Commission, Health Commission, and Library Commission on Ramaytush Land Acknowledgement Resolutions
- We partnered with City orgs in climate, housing, health, and planning to combat eracism through erasure and work to repair decades of poor and missing data.
- We partnered with Planning and Cultural Heritage to document our cultural sites, initiate the process for the first Historic Context Statement, and build ground up relationships with American Indians and Ramaytush that have not existed for over 50 years
- We started the [Indigenize Project](#) to bring visibility to American Indian cultural heritage and cultural sites in the City through and American Indian lens
- We started our own Visibility Project and hired a known researcher to gather raw data on our behalf so we can show the systemic impacts racial inequity and data genocide

So that you fully understand the needs of the American Indian Community and what the Cultural District is working to address below are some data points from our Native Visibility Initiative.

Native Visibility Data Takeaways:

- We receive a little over 2 million dollars in total Native organization funding despite being the most impacted community in several areas. Compare this to 28 and 160 million dollar allocations to our Latinx and Black relatives
- There are 9,887 AIAN (all AIAN) in San Francisco %1.1, the Mayor's Budget has us listed at .03%
- AIAN are more than twice as likely to be unemployed as the general population, and the we face the highest rate of unemployment in the City (OEWD)

- Housing insecurity is considerably worse for AIAN than San Franciscans with 25% of AIAN being rent-burdened, we also have the lowest homeownership rates in the City (MOHCD/Planning)
- AIAN are four times more likely (28% of our population) than the general population to receive food stamps
- According to the city's 2019 Point-in-Time (PIT) survey AIAN are 17 times more likely to be found among the homeless population as they are among the general population
- American Indians are 4 times more likely to be found among San Francisco's institutional inmates – jail inmates and psychiatric inpatient, we make up 1.1% of the population but 4.4% of institutional inmate population in San Francisco
- American Indian's are most likely to face severe impacts of COVID-19 as we have the highest health disparity rates in areas like diabetes and heart disease, 20% of our population has a health or mental health iss

Stabilization of our Cultural District is critical to partnership with the City. Losing funding for our staff and our District would lead to further erasure of the most vulnerable community in San Francisco and magnify the already disproportionate impacts to our communities only centralized COVID-19 efforts.

We hope you will do all you can to secure our funding and make sure this work is not lost.

Regards,

----- Forwarded message -----

From: **Sharaya Souza** <sharayas@americanindianculturaldistrict.org>

Date: Wed, Mar 17, 2021 at 2:06 PM

Subject: Budget Committee Public Comment: Prop E Funding For American Indian Cultural District

To: <inda.wong@sfgov.org>, Ronen, Hillary <hillary.ronen@sfgov.org>

Cc: <matt.haney@sfgov.org>, <abigail.RivamonteMesa@sfgov.org>, <honey.mahogany@sfgov.org>, <gordon.mar@sfgov.org>, <edward.w.wright@sfgov.org>, <shamman.walton@sfgov.org>, <percy.burch@sfgov.org>, <tracy.gallardo@sfgov.org>, Ronen, Hillary <hillary.ronen@sfgov.org>, <santi.lerma@sfgov.org>, Monge, Paul (BOS) <paul.monge@sfgov.org>, Temprano, Tom (BOS) <tom.temprano@sfgov.org>, April McGill <mzmcgill@yahoo.com>, Mary Travis-Allen <mtamary1@gmail.com>, Gregg Castro <glcastro@pacbell.net>, Jackie Pierson <jackie@ccuih.org>, Michelle Antone <michelleantone@gmail.com>, Michelle Shawnego <michelles@nativehealth.org>, Sara Moncada <sara@nativeland.org>, Morning Star Gali <Mstargali@gmail.com>, peter bratt

<peterbratt@yahoo.com>, Flores, Paloma <floresp@sfsd.edu>, Davis, Sheryl (HRC) <sheryl.davis@sfgov.org>, Debbie Santiago <thehairplacemore@att.net>, Sabory, Julia (MYR) <julia.sabory@sfgov.org>

Supervisor Ronen and BOS Budget Committee,

Thank you for your ongoing support of the American Indian community and of course your partnerships to help support and create the American Indian Cultural District.

We want to write to you today to let you know we support the supplemental to backfill hotel tax shortfall so that we can continue to operate as a Cultural District. **But we urge that it be expanded for the full prop E baseline and to include cultural districts for 2.4 million for this fiscal year and 2.7million for next fiscal year.** With the City's 125 million surplus this year, it is important to invest in Cultural Districts and communities that were already at risk prior to the pandemic. In order to be part of the recovery and to ensure equity, we not only need minimum but maximum investments.

As you may or may not know the American Indian community in San Francisco faces some of the highest disproportionate impacts of any community of color in the city. The American Indian Cultural District has been a vital part of bringing light to these issues and pulling together our American Indian organizations, elders, and community members to bring light to systemic racial equity injustices and work together to fight further displacement and create meaningful change.

In the last eight months (on a staff of two) below are only a few examples of the work we have done:

We have created a COVID-19 Task Force which has partnered with sister orgs to bring food, masks, and information on resources to the community in areas like testing sites and food.

We have partnered with city and private organizations to create programming and awareness of issues impacting the urban Native community.

We partnered with BOS/HRC, Climate Commission, Health Commission, and Library Commission on Ramaytush Land Acknowledgement Resolutions

We have partnered with City orgs in climate, housing, health, and planning to combat eracism through erasure and work to repair decades of poor and missing data.

We have partnered with Planning and Cultural Heritage to document our cultural sites, initiate the process for the first Historic Context Statement, and build ground up relationships with American Indians and Ramaytush that have not existed for over 50 years

We have started an Indigenize Project to bring visibility to Native

We started our own Visibility Project to hire a known researcher to gather raw data on our behalf so we can

So that you fully understand the needs of the American Indian Community and what the Cultural District is working to address below are some data points from our Native Visibility Initiative. We also want to flag that we will be addressing the Mayor and the Board of Supervisors on April 8th regarding a series of policy, land, and budget asks for our American Indian sister organizations and community.

Native Visibility Data Takeaways:

- We receive a little over 2 million dollars in total Native organization funding despite being the most impacted community in several areas. Compare this to 28 and 160 million dollar allocations to our Latinx and Black relatives
- There are 9,887 AIAN (all AIAN) in San Francisco %1.1, the Mayor's Budget has us listed at .03%
- AIAN are more than twice as likely to be unemployed as the general population, and the we face the highest rate of unemployment in the City (OEWD)
- Housing insecurity is considerably worse for AIAN than San Franciscans with 25% of AIAN being rent-burdened, we also have the lowest homeownership rates in the City (MOHCD/Planning)
- AIAN are four times more likely (28% of our population) then the general population to receive food stamps
- According to the city's 2019 Point-in-Time (PIT) survey AIAN are 17 times more likely to be found among the homeless population as they are among the general population
- American Indians are 4 times more likely to be found among San Francisco's institutional inmates – jail inmates and psychiatric inpatient, we make up 1.1% of the population but 4.4% of institutional inmate population in San Francisco
- American Indian's are most likely to face severe impacts of COVID-19 as we have the highest health disparity rates in areas like diabetes and heart disease, 20% of our population has a health or mental health issue

Vital Programing Examples:

[Galería de la Raza – Podcast Episode 3: Conversation w/ American Indian Cultural Center & American Indian Cultural District](#)
[SF Film Fest Panel - Exploring the Urban Native Experience in Yelamu](#)
[AICD Podcast Stolen Land & Stolen Bodies - Native & Black Struggles in SF](#)
[HRC Panel A Pandemic within Pandemics: The Racist History of Disease](#)

Stabilization of our Cultural District is critical to a meaningful partnership with the City. Losing funding for our staff and funding for our District would further erasure of the most vulnerable community in San Francisco and magnify the already disproportionate impacts to the American Indian communities only centralized COVID-19 efforts.

We hope you will do all you can to secure our funding and make sure this work is not lost.

Regards,

--

Sharaya Souza
Executive Director
[American Indian Cultural District](#)
934 Brannan St, San Francisco, CA 94103
Cell: (805) 706-8407
SharayaS@AmericanIndianCulturalDistrict.org
[AmericanIndianCulturalDistrict.org](#)
[LinkedIn](#) | [Facebook](#) | [Twitter](#)
[SFHRC Coronavirus Resource Guide](#)

CONFIDENTIALITY NOTICE - This email is intended only for the person(s) or entity identified above. Unless otherwise indicated, it contains information and or attachments that are confidential, privileged and/or exempt from disclosure under applicable law. If you have received this message in error, please notify the sender of the error and delete the message.

--

Sharaya Souza
Executive Director
[American Indian Cultural District](#)
934 Brannan St, San Francisco, CA 94103
Cell: (805) 706-8407
SharayaS@AmericanIndianCulturalDistrict.org
[AmericanIndianCulturalDistrict.org](#)
[LinkedIn](#) | [Facebook](#) | [Twitter](#)
[SFHRC Coronavirus Resource Guide](#)

CONFIDENTIALITY NOTICE - This email is intended only for the person(s) or entity identified above. Unless otherwise indicated, it contains information and or attachments that are confidential, privileged and/or exempt from disclosure under applicable law. If you have received this message in error, please notify the sender of the error and delete the message.



AMERICAN INDIAN CULTURAL DISTRICT

Monthly Community Newsletter



Honor Native Women!

- We want to take a moment to honor our beloved community member Janet King. Her dedication, kindness, humor & fierceness touched & inspired so many lives. Her spirit lives on through those still with us & we want to honor her legacy & all the amazing Native women in our lives & community. See more about our [campaign here](#).
- 2/18, AICD partnered with the SF Urban Film Fest on a panel: [Exploring the Urban American Indian Experience in Yelamu](#)
- To fight decades of Native erasure we have been busy with a Native Visibility Campaign. Our most recent data find puts American Indians at 1.1% of the SF population versus .3% reflected in the most recent Mayor's Budget. Read about AI [Data Genocide here](#).
- AICD is partnering with the Planning Department to start our first Historical Context Statement & preserve American Indian cultural heritage sites in SF.
- [The Native American Health Center](#) (NAHC) has FREE COVID-19 walk up testing at 3050 International Blvd. Oakland, CA 94601. Call: Call (510) 535 - 4400.
- FREE FOOD DELIVERY! Pantry at Home Delivery Service eligibility: 65+ years, health disparity, or disability. For more info call: 628-272-8430.

Follow us on social media for events & updates!

Blessings,
The AICD Team

[Donate Here](#)

Help Support the Native Voice

News & Updates

Big News in Indian Country!

- 3/1/21, The Village Project will provide access to more than half a dozen American Indian social services and will serve as a community hub in our Cultural District in 2025. Fundraising has begun! [More here](#).
- 2/27/21, [Indigenous Leaders in California Fear COVID Deaths Are Going Undercounted](#)

Job Opportunities!

- 3/9, The Community Ambassadors Program (CAP) is a community safety and neighborhood engagement job training program for low income folks. [More here](#).
- 3/4/21, NAHC is hiring a [Site Operations Manager!](#)
- 3/3/21, The California Consortium for Urban Indian Health (CCUIH) is hiring a COVID-19 [Public Health Coordinator!](#)
- 2/3/21, The American Indian Cultural Center (AICC) is hiring a [Social Media Coordinator & Program Associate](#).

COMMUNITY MEETING & EVENTS

- 3/17/21, 8 - 9:30 am: Join the International Indian Treaty Council Rights for Indigenous Peoples on the Situation of Indigenous Peoples living in Urban Areas. [Register here](#).
- 3/31/21, 7 - 9 pm: Join NAHC for their Youth Lead Interconnectedness event! [More here](#).

CITY ENGAGEMENT OPPORTUNITIES

- 3/17, 6 - 7:30 pm: Planning Department's Environmental Justice Framework Workshop. [Register here](#).
- 3/19, 12:30 - 2 pm: #SFClimateAction Plan Final community workshops. [Register here](#).
- 3/24, 6 - 7 pm: Planning Department's Racial & Social Equity Plan. [Register here](#).

COMMUNITY ENGAGEMENT OPPORTUNITIES

- We want to hear from you! Take the Cultural District [Mural Survey](#).
- We will be handing out free masks (with the AICD Logo) created by Native artists, Betty Trujillo & Kim Shuck, stay tuned!

COMMUNITY RESOURCES

- Locate food pantries near you [here](#).
- Some rental evictions delayed to April. [Read here](#).
- Dolores Street Services: [Housing & Shelter Initiatives](#)
- 30% Right Now Coalition is advocating for SRO and low income housing to be affordable and accessible. Find out more about the [#30RightNow Coalition here](#).





AMERICAN INDIAN CULTURAL DISTRICT

Monthly Community Newsletter

Connect with us!



Our hearts are with you this month! February's highlights:

- American Indian Cultural District will partner with the San Francisco Urban Film Fest to host a FREE watch party & panel discussion February 18th at 5:30 pm (PT): Exploring the Urban American Indian Experience in Yelamu. [Register here.](#)
- 2/1/21, The Commission on the Environment consulted with the Ramaytush Ohlone & AICD on a Land Acknowledgment Resolution that commits to tribal consultation & recognizing Traditional Ecological Knowledge. [Read here.](#)
- 1/26/21, SFUSD passed Indian Education's Resolution which includes reparations on: land acknowledgement, funding for an Indian Ed position, removal of racist imagery, & Native languages as part of AG requirements. [Read here.](#)
- The American Indian Cultural Center (AICC) is hiring a Program Associate & Social Media Coordinator. [More info here.](#)
- The Native American Health Center (NAHC) established a new COVID19 Vaccine Program for Native elders (65+) & essential workers. For more info call (510) 485-5960.
- Mission Food Hub's 2021 Schedule: Mondays 1 pm Wednesdays & Fridays 10 am at 701 Alabama Street San Francisco, CA 94110. [More info here.](#)

Follow us on social media for events & updates!

Blessings,
The AICD Team

News & Updates

Big News in Indian Country!

- 2/5/21, Find recent COVID-19 Statistics for our community and others here: [COVID Deadlier for Native Americans Than Other Groups.](#)
- 1/27/21, [President Biden focuses on strengthening Nation to Nation relationships with Tribal Nations.](#) Read his Presidential Memorandum [here.](#)

American Indian Cultural District News

- 2/4/21, [S.F.'s Cultural Hub for Urban Native Americans:](#) The Village will be a 'physical, cultural, and spiritual nexus of community services' in the heart of the San Francisco American Indian Cultural District. Stay up to date on the [Village Project here.](#)
- 1/18/21, AICD Board Member, Morning Star Gali joins Emerge California, a group paving the way for underrepresented women in the political realm. [Read here.](#)

COMMUNITY MEETING & EVENTS

- 2/12/21, 10 - 11:30 am: Join the International Indian Treaty Council for Protecting and Restoring our Traditional Food- and Ecosystems: [More info here.](#)
- 2/12/21, 4 - 6 pm: Join AICC for their entrepreneurial skill set classes on virtual online businesses. [More info here.](#)
- The NAHC is hosting an 8 week virtual Youth Suicide Prevention Campaign. [More info here & on Facebook.](#)
- If you missed BAAITS Powwow this year you can watch it on [youtube.](#)
- Mondays from 5:30 - 7 pm, join Red Lightening Women's Singing Circle where women of all ages can connect & heal through song & dance. [More info here.](#)
- Thursdays at 12 pm NAHC is doing a virtual book reading. [More info here.](#)

CITY ENGAGEMENT OPPORTUNITIES

- The Planning Department is hiring for the Citywide Cultural Resources Survey Project. Let's get Natives in City roles: [Apply here.](#)
- The HRC is seeking new members for their LGBTQI+ Advisory Committee. DEADLINE Wednesday 2/17/21 @ 5 pm. [Apply here.](#)
- Be heard, find more info on local Public Meetings [here.](#)

COMMUNITY ENGAGEMENT OPPORTUNITIES

- We want to hear from you! Take the Cultural District [Logo Survey](#) (closes 2/15) & [Mural Survey.](#)





AMERICAN INDIAN CULTURAL DISTRICT

Monthly Community Newsletter

Happy New Year!

Welcome to the American Indian Cultural District's first official Monthly Newsletter!

Stay informed on City updates, local urban Indian news, Indian Country, and the latest happening with the American Indian Cultural District. We plan to share community resources for community wellness, local community events and more.

We are here to serve and honor the Native community and we want to hear from you every step of the way! Stay tuned for all our local engagement opportunities!

News & Updates

Big News in Indian Country!

- The State Of California Tribal Affairs Annual Report for 2020 includes information on: Tribal Consultation, the Census, Land Use, Cultural Heritage & Expression, Emergency Response and more. [Read here.](#)
- [Executive Order N-15-19](#): Stay up to date on the Truth and Healing Council meeting times and [more here.](#)
- The 117th U.S. Congress includes a record number of six Indigenous Congress members. [Read here.](#)
- Rep. Deb Haaland is poised to become the first Native American to lead a Cabinet agency. [Read here.](#)
- [H.Res.1264](#): Resolution recognizing that the United States was originally inhabited by Indigenous peoples.

American Indian Cultural District News

Two of our Cultural District's recent victories and initiatives highlighted in the San Francisco Examiner and an upcoming community project was discussed in the Guardian:

- 12/31/20, [Native American hub planned for Mission District](#)
- 12/8/20, [Supes to Acknowledge Ramaytush Ohlone at Every Meeting.](#)
- 11/30/20, [AICD expanding to include Dolores Park](#)

AICD MEETING & EVENTS

- TBA, Mid-January: Community Town Hall Cultural Heritage Housing Economic Sustainability Strategy (CHHESS) Report Information Session
- Stay tuned to our [website event page](#) for more information

CITY ENGAGEMENT OPPORTUNITIES

- 01/14/21, 5:30 - 6:30 pm: Climate Action Plan FREE webinar. [Register here](#) & take the [Climate Action Plan Survey here.](#)
- Find more info on local Public Meetings [here.](#)

COMMUNITY ENGAGEMENT OPPORTUNITIES

- We want to hear from you! Take the Cultural District [Logo Survey](#) & [Mural Survey.](#)
- Join our [Facebook group](#), invite your friends, and follow us on [Twitter](#) to stay informed and involved!
- Visit our website to meet our [Staff & Board Members](#), find [COVID-19 Resources](#), learn about our [Indigenize Project](#) & our other initiatives.



From: [Steve Nakajo](#)
To: [Wong, Linda \(BOS\)](#)
Subject: Fwd: Request for all 8 Cultural District to be included @2.4m to the supplemental budget
Date: Wednesday, March 17, 2021 1:19:44 PM

This message is from outside the City email system. Do not open links or attachments from untrusted sources.

Linda

To submit for the record of Budget Finance to fully fund for all 8 Cultural District for the baseline of \$2.4m.

Regards,
Steve Nakajo
ED Japan Town Task Force, Japan Town Cultural District

Steve Nakajo

Executive Director

Japantown Task Force, Inc.

[1765 Sutter Street, 3rd Floor](#)

[San Francisco, CA 94115](#)

www.japantowntaskforce.org

415.346.1239 (Office)

sknakajo@japantowntaskforce.org

The information contained in this transmission may contain privileged and confidential information. It is intended only for the use of the person(s) named above. If you are not the intended recipient, you are hereby notified that any review, dissemination, distribution or duplication of this communication is strictly prohibited. If you are not the intended recipient, please contact the sender by reply email and destroy all copies of the original message.

Begin forwarded message:

From: Steve Nakajo <sknakajo@japantowntaskforce.org>

Date: March 17, 2021 at 8:16:10 AM PDT

To: Matt.Haney@sfgov.org

Subject: Request for all 8 Cultural District to be included @2.4m to the supplemental budget

Supervisor Haney

My name is Steve Nakajo, I am the executive director of the Japan Town Task Force & the Japantown Cultural District.

I am here to speak to request that this Budget & Finance committee fund the full

baseline of \$2.4m to all 8 Cultural District of SF.
Due to the funding crisis for the short fall of revenue from Prop E this fiscal year
& projected for a couple more years until Prop E revenue returns.

We need your support!

A life line of \$2.4m to keep all 8 Cultural District solvent & to plan ahead to next
fiscal
year funding requirement of \$2.7m from the General Funds.

Without this lifeline for example in Japan Town which is suffering from the
effects of the pandemic..

All the positive work that our Cultural District is doing to keep hope & Spirit
alive thru our all of our Festival, Events, assistance to our small business,
providing economic relief will all stop with the lay off of all of our Cultural
District staff

Help us , help you , for we are the boots on the ground to help all of our
communities to survive COVID 19 & work for a better future in San Francisco.

Regards,
Steve Nakajo
ED Japan Town Task Force
Japan Town Cultural District

Steve Nakajo
中條 ステイブ
Executive Director
事務局長

Japantown Task Force, Inc.
[1765 Sutter Street, 3rd Floor](http://1765.Sutter.Street.3rd.Floor)
[San Francisco, CA 94115](http://San.Francisco.CA.94115)
www.japantowntaskforce.org
415.346.1239 (Office)

sknakajo@japantowntaskforce.org