



**sfac** san francisco  
arts commission

# FY 2026 & FY 2027 Proposed Budget

Budget and Appropriations Committee Hearing  
June 12, 2025

*La Rose des Vents* by Jean-Michel Othoniel, 2015; Photo by Ethan Kaplan Photography

# Mission of the Arts Commission



*Rúupaywa: Songs of the Watershed* by Walter Kitundu, 2022; Alameda Creek Watershed Center, Sunol  
Photo by Ethan Kaplan Photography

The San Francisco Arts Commission is the City agency that champions the arts as essential to daily life by investing in a vibrant arts community, enlivening the urban environment, and shaping innovative cultural policy.

## Department Objectives & Goals:

- Invest in a vibrant Arts Community
- Enliven the Urban Environment
- Shape Innovative Cultural Policy
- Build Public Awareness of the Value and Benefits of the Arts
- Improve Operations to Better Serve the San Francisco Arts Ecosystem



# Core Programs of the Arts Commission




## Community Investments

- Grantmaking, Cultural Centers, and Art Vendor Licensing



## SFAC Galleries

- Main Gallery and City Hall Exhibitions, Tours, Public Programs and Artist in Residency



## Public Art & Civic Art Collection

- 2% for Public Art and Public Art Trust, Care and Maintenance of the Civic Art Collection, Temporary Art installation and Mellon Grant funded Shaping Legacy work to crucially examine the City's monuments & memorials



## Civic Design Review

- Charter mandated review of all civic capital improvement projects in the public realm

# Supporting San Francisco's Arts & Cultural Ecosystem: SFAC Core Programs

## Community Investments

**\$12M**

in grants awarded in FY2025

**150+**

Supported Local Artists,  
Nonprofit Arts & Cultural  
Organizations

## Art Vendor Program

**227**

Active Licensed  
Art Vendors

## SFAC Galleries

**49**

Gallery Exhibitions,  
Tours & Public Programs

**6,350**

Gallery Visitors

## Public Art Program & Civic Art Collection

**4,000**

Over 4,000 pieces in the  
Civic Art Collection

**42**

Completed Conservation &  
Vandalism Abatement  
Projects

**18**

New Artwork  
Commissions/ Purchases  
in FY2024

**105**

Monuments &  
Memorials

# Supporting San Francisco's Arts & Cultural Ecosystem: Cultural Centers

## Community Investments: Investing in our Cultural Centers

- Funding Support of Physical and Virtual Cultural Centers
- Ongoing Seismic improvements at AAACC & MCCLA

# \$2.85M

in general operating support  
for FY2026



\*



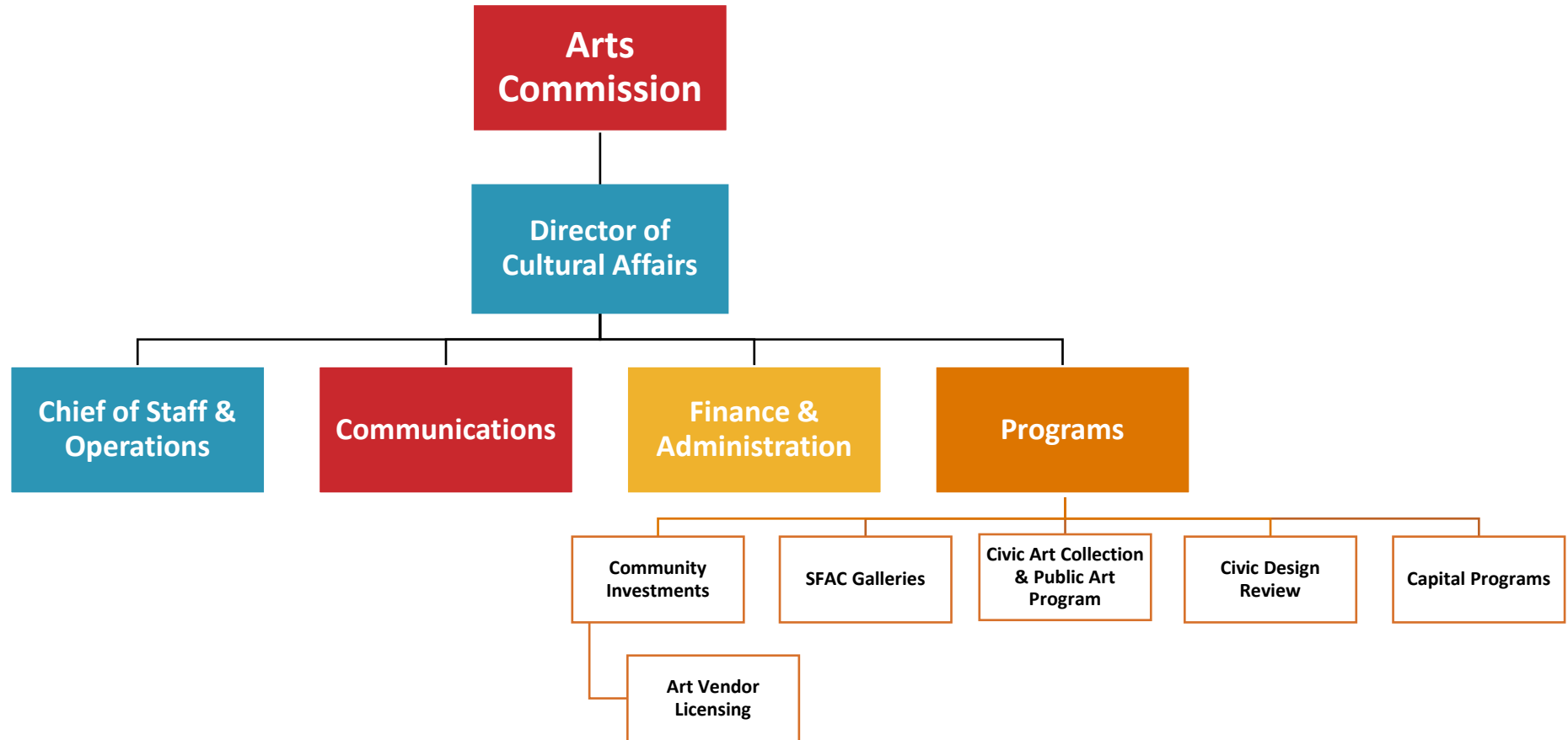
# Putting the Art in City Partnerships:



# Bringing Together San Francisco Arts & Culture:

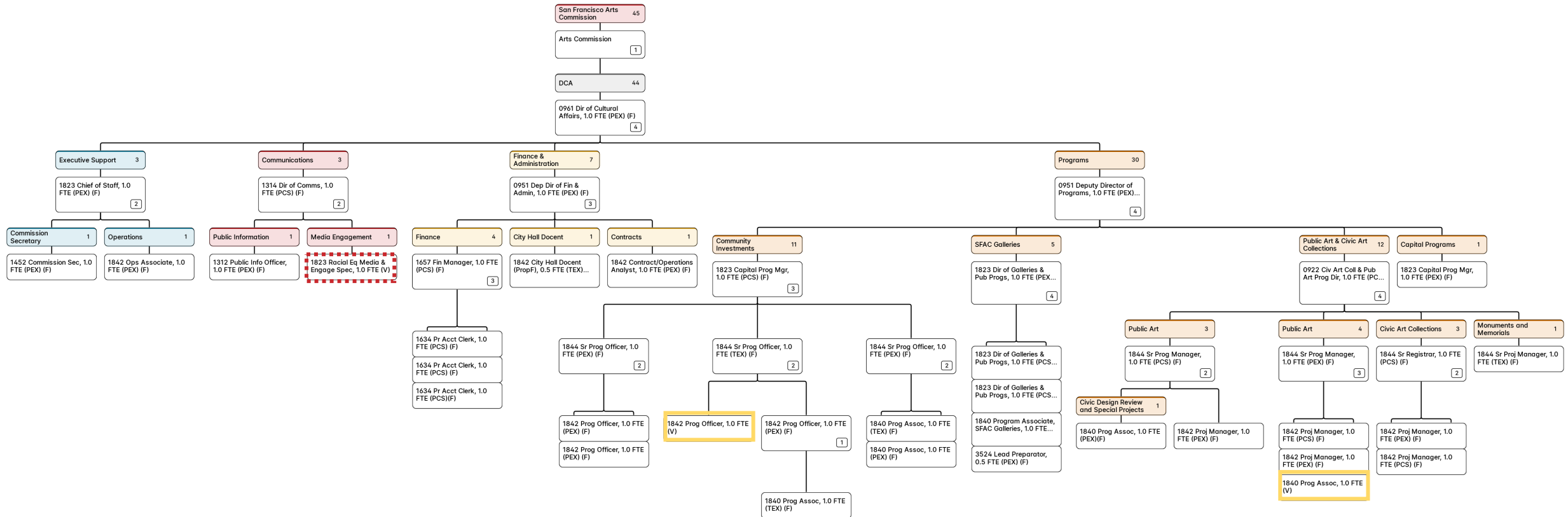


# Organization Chart





# sfac san francisco arts commission Detailed Org Chart



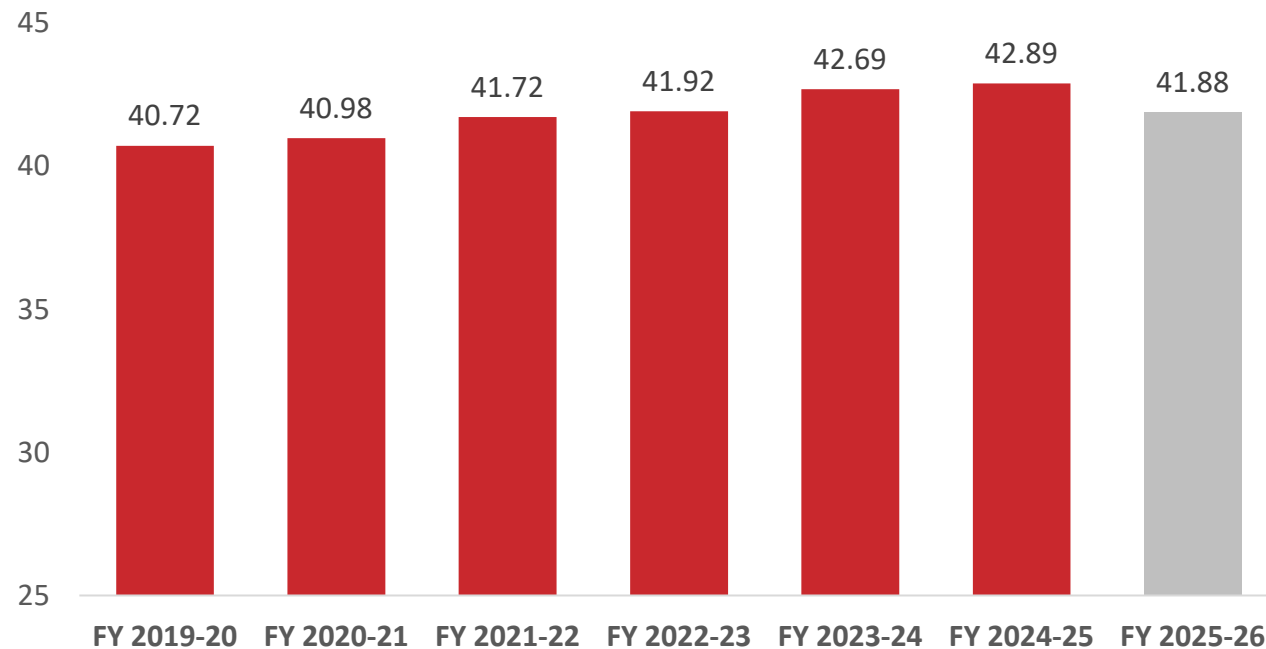
Total FTE: 43

Vacant Positions: 2 (Duration of Vacancy < 1 month)

Position Eliminated in Mayor's Budget Proposal: 1

# Arts Commission Staffing Overview

## Historical Staffing Levels Since FY 2019-2020



SFAC Staff, Photo by Fred Rowe Foto

# Budgeted Revenues



Portrait of a Phenomenal Woman by Lava Thomas, 2024;  
Photo by SFAC Staff

ART Revenues by Funding Source (in Millions)			
	FY25	FY26	FY27
Hotel Tax (Prop E Annual Revenue)	14.20	13.09	13.70
General Fund <sup>[1]</sup>	6.41	6.16	6.33
Interdepartmental Services	1.85	1.13	1.14
Shaping Legacy (Mellon Grant)	1.50	-	-
Other	3.04	2.51	2.00
<b>Total Operating Budget</b>	<b>27.00</b>	<b>22.89</b>	<b>23.17</b>
Cultural Centers and Collections - Capital	2.91	1.53	1.02
<b>Total Capital Budget</b>	<b>2.91</b>	<b>1.53</b> <sup>[2]</sup>	<b>1.02</b> <sup>[2]</sup>
<b>Total Budget - (Operating + Capital)</b>	<b>29.91</b>	<b>24.42</b>	<b>24.19</b>

<sup>[1]</sup> FY26 and FY27 include General Fund target cuts

<sup>[2]</sup> FY26 and FY27 include CPC recommended capital allocations for the Cultural Centers and Civic Collection

# Budgeted Expenditures

ART Expenditures by Program (in Millions) <sup>[1]</sup>			
	FY25	FY26	FY27
Community Investments	16.79	14.36	14.46
Symphony Charter Allocation <sup>[2]</sup>	4.42	4.52	4.60
Administration	2.19	1.90	1.95
Shaping Legacy (Mellon Grant)	1.50	-	-
Public Art & Civic Collection <sup>[3]</sup>	0.85	0.98	1.01
Municipal Galleries <sup>[4]</sup>	0.94	0.77	0.79
Other	0.31	0.36	0.36
<b>Total Operating Budget</b>	<b>27.00</b>	<b>22.89</b>	<b>23.17</b>
Cultural Centers and Collections - Capital	2.91	1.53	1.02
<b>Total Capital Budget</b>	<b>2.91</b>	<b>1.53</b> <sup>[5]</sup>	<b>1.02</b> <sup>[5]</sup>
<b>Total Budget - (Operating + Capital)</b>	<b>29.91</b>	<b>24.42</b>	<b>24.19</b>


<sup>[1]</sup> FY26 and FY27 include General Fund target cuts

<sup>[2]</sup> Per Charter Section 16.106

<sup>[3]</sup> Public Art & Civic Collection figures exclude Art Enrichment funds budgeted in other departments

<sup>[4]</sup> FY26 and FY27 include projected grant awards

<sup>[5]</sup> FY26 and FY27 include CPC recommended capital allocations for the Cultural Centers and Civic Collection

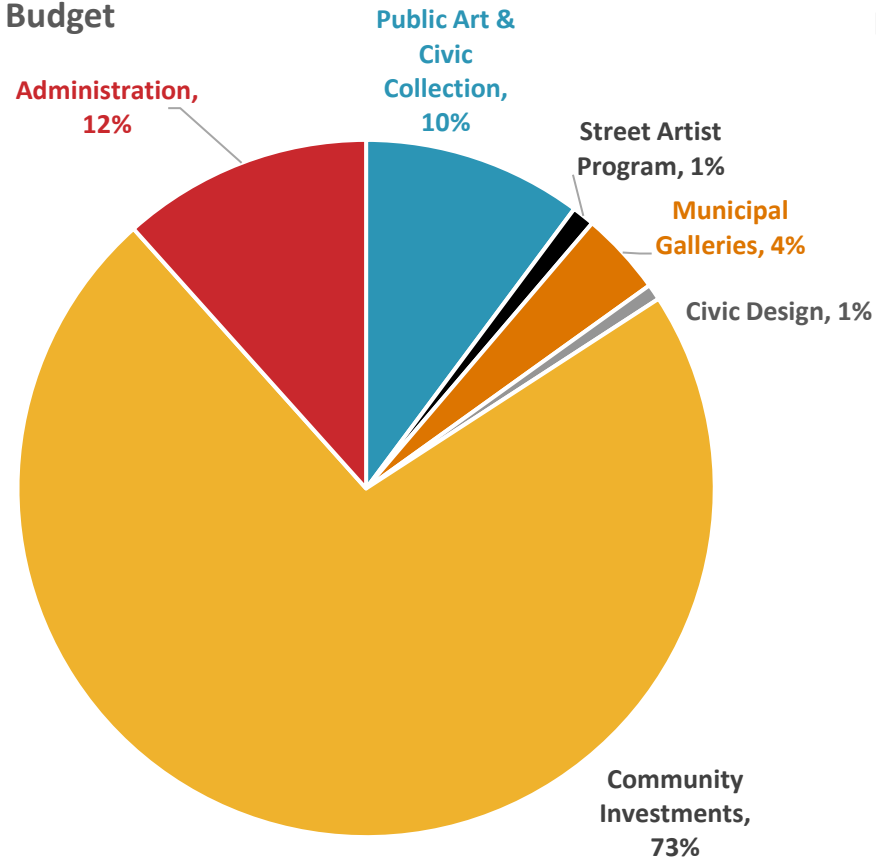


Bow by Walter Hood, 2022;  
Photo by Ethan Kaplan Photography

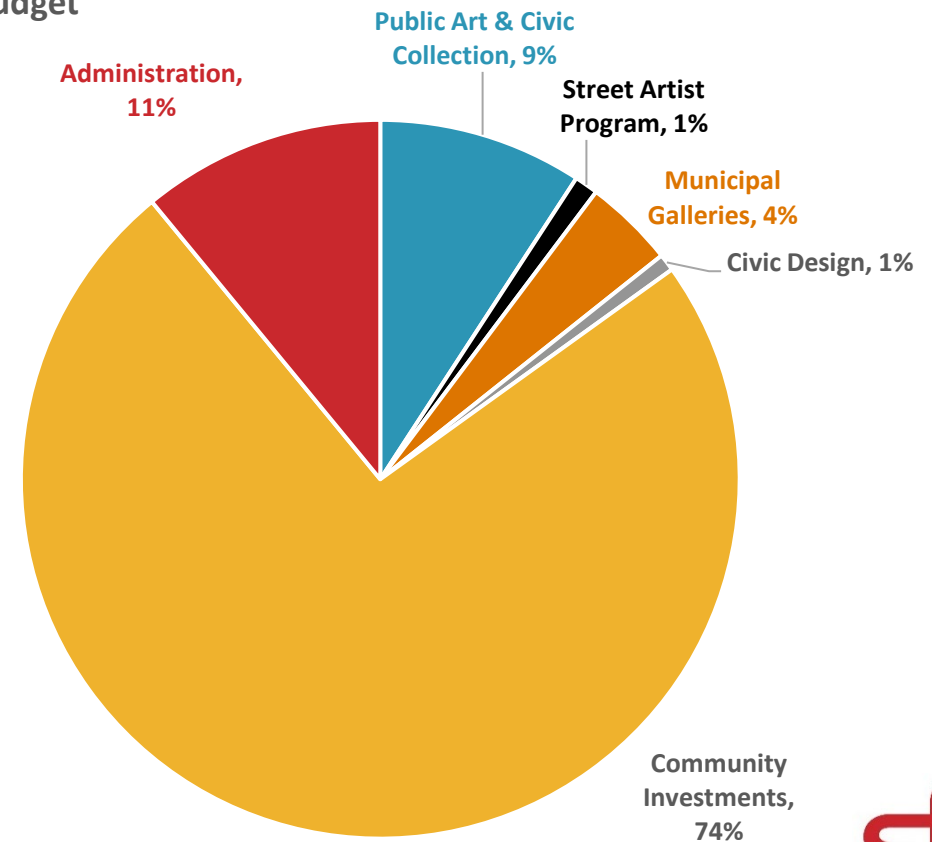


# Budgeted Amounts Per Work Area

FY25-26 Budget



FY26-27 Budget



# Questions?



*The Only Blue Is The Sky* by Craig Calderwood, 2024; Image Courtesy of SFO Airport



**Thank You!**