

File No. 250588

Committee Item No. 3

Board Item No. \_\_\_\_\_

## COMMITTEE/BOARD OF SUPERVISORS

### AGENDA PACKET CONTENTS LIST

Committee: Budget and Appropriations Committee Date June 11, 2025

Board of Supervisors Meeting Date \_\_\_\_\_

#### Cmte Board

- |                                     |                          |  |
|-------------------------------------|--------------------------|--|
| <input checked="" type="checkbox"/> | <input type="checkbox"/> | Ordinance  |
|                                     |                          | • Mayor's Interim Proposed Annual Salary Ordinance – FY2025-2026 and FY2026-2027 |
| <input type="checkbox"/>            | <input type="checkbox"/> | Budget and Legislative Analyst Report  |
| <input type="checkbox"/>            | <input type="checkbox"/> | Youth Commission Report  |
| <input type="checkbox"/>            | <input type="checkbox"/> | Introduction Form  |
| <input checked="" type="checkbox"/> | <input type="checkbox"/> | Department/Agency Cover Letter and/or Report                                     |
|                                     |                          | • <a href="#">Mayor's Proposed Budget Book</a>                                   |
|                                     |                          | • Mayor's Submission Letter 5/30/2025  |
| <input type="checkbox"/>            | <input type="checkbox"/> | MOU  |
| <input type="checkbox"/>            | <input type="checkbox"/> | Grant Information Form   |
| <input type="checkbox"/>            | <input type="checkbox"/> | Grant Budget   |
| <input type="checkbox"/>            | <input type="checkbox"/> | Subcontract Budget   |
| <input type="checkbox"/>            | <input type="checkbox"/> | Contract/Agreement   |
| <input type="checkbox"/>            | <input type="checkbox"/> | Form 126 – Ethics Commission   |
| <input type="checkbox"/>            | <input type="checkbox"/> | Award Letter   |
| <input type="checkbox"/>            | <input type="checkbox"/> | Application  |
| <input type="checkbox"/>            | <input type="checkbox"/> | Public Correspondence  |

#### OTHER (Use back side if additional space is needed)

- |                                     |                          |  |
|-------------------------------------|--------------------------|--|
| <input checked="" type="checkbox"/> | <input type="checkbox"/> | <u>ASO Administrative Provisions – Clean and Tracked Changes</u> |
| <input checked="" type="checkbox"/> | <input type="checkbox"/> | <u>MYR Interim Exceptions 5/30/2025</u>                          |
| <input checked="" type="checkbox"/> | <input type="checkbox"/> | <u>MYR Minimum Compensation Ordinance Letter 5/30/2025</u>       |
| <input checked="" type="checkbox"/> | <input type="checkbox"/> | <u>MYR Transfer of Functions 5/30/2025</u>                       |
| <input checked="" type="checkbox"/> | <input type="checkbox"/> | <u>MYR Trailing Legislation List</u>                             |
| <input type="checkbox"/>            | <input type="checkbox"/> | _____  |
| <input type="checkbox"/>            | <input type="checkbox"/> | _____  |

Completed by: Brent Jalipa Date June 5, 2025

Completed by: Brent Jalipa Date \_\_\_\_\_

# **CITY AND COUNTY OF SAN FRANCISCO**

## **MAYOR'S PROPOSED INTERIM SALARY ORDINANCE**

**AS OF MAY 30, 2025**



File No. \_\_\_\_\_

Ordinance No. \_\_\_\_\_

**FISCAL YEAR ENDING JUNE 30, 2026 and  
FISCAL YEAR ENDING JUNE 30, 2027**



# **SALARY ORDINANCE**

## **Fiscal Years 2025-26 and 2026-27**

Certain pay rates included in this document may not reflect FY 2025-26 or FY 2026-27 year-end rates due to negotiated wage settlements and arbitration awards that have not received final legislative action. If you have a question regarding a rate of pay for a specific classification, please consult the Department of Human Resources Compensation Manual online at [www.sfgov.org/dhr](http://www.sfgov.org/dhr) or contact the Department of Human Resources' Compensation Program at (415) 557-4990.

### **TABLE OF CONTENTS**

<b><u>Department</u></b>	<b><u>Page</u></b>
Administrative Provisions	A-1
Explanation of Symbols	A-8
<b>AAM</b> Asian Art Museum	1
<b>ADM</b> General Services Agency - City Administrator	2
<b>ADP</b> Adult Probation	10
<b>AIR</b> Airport Commission	12
<b>ART</b> Arts Commission	21
<b>ASR</b> Assessor / Recorder	23
<b>BOA</b> Board of Appeals	26
<b>BOS</b> Board of Supervisors	27
<b>CAT</b> City Attorney	29
<b>CHF</b> Children, Youth & Their Families	31
<b>CON</b> Controller	33
<b>CPC</b> City Planning	37
<b>CSC</b> Civil Service Commission	41
<b>CSS</b> Child Support Services	42
<b>DAT</b> District Attorney	43
<b>DBI</b> Building Inspection	46
<b>DEC</b> Department of Early Childhood	49
<b>DEM</b> Emergency Management	51
<b>DPA</b> Department of Police Accountability	54
<b>DPH</b> Public Health	55
<b>DPW</b> Public Works	80
<b>ECN</b> Economic & Workforce Development	88
<b>ENV</b> Environment	91
<b>ETH</b> Ethics Commission	93
<b>FAM</b> Fine Arts Museums	94
<b>FIR</b> Fire	95
<b>HOM</b> Homelessness and Supportive Housing	99



<b>HRC</b>	Human Rights Commission	102
<b>HRD</b>	Human Resources	104
<b>HSA</b>	Human Services Agency	108
<b>HSS</b>	Health Service System	113
<b>JUV</b>	Juvenile Probation	114
<b>LIB</b>	Public Library	117
<b>LLB</b>	Law Library	119
<b>MTA</b>	Municipal Transportation Agency	120
<b>MYR</b>	Mayor	137
<b>PDR</b>	Public Defender	140
<b>POL</b>	Police	142
<b>PRT</b>	Port	146
<b>PUC</b>	Public Utilities Commission	151
<b>REC</b>	Recreation and Park	164
<b>REG</b>	Elections	171
<b>RET</b>	Retirement System	172
<b>RNT</b>	Rent Arbitration Board	174
<b>SCI</b>	Academy of Sciences	175
<b>SDA</b>	Office of Sheriff's Inspector General	176
<b>SHF</b>	Sheriff	177
<b>TIS</b>	General Services Agency - Technology	180
<b>TTX</b>	Treasurer / Tax Collector	184
<b>WAR</b>	War Memorial	188
<b>WOM</b>	Status of Women	189

Appendix  
Notes

APP-1  
N-1

AN ORDINANCE ENUMERATING POSITIONS IN THE ANNUAL BUDGET AND APPROPRIATION ORDINANCE FOR THE FISCAL YEARS ENDING JUNE 30, 2026, AND JUNE 30, 2027 CONTINUING, CREATING, OR ESTABLISHING THESE POSITIONS; ENUMERATING AND INCLUDING THEREIN ALL POSITIONS CREATED BY CHARTER OR STATE LAW FOR WHICH COMPENSATIONS ARE PAID FROM CITY AND COUNTY FUNDS AND APPROPRIATED IN THE ANNUAL APPROPRIATION ORDINANCE; AUTHORIZING APPOINTMENTS OR CONTINUATION OF APPOINTMENTS THERETO; SPECIFYING AND FIXING THE COMPENSATIONS AND WORK SCHEDULES THEREOF; AND AUTHORIZING APPOINTMENTS TO TEMPORARY POSITIONS AND FIXING COMPENSATIONS THEREFORE.

BE IT ORDAINED BY THE PEOPLE OF THE CITY AND COUNTY OF SAN FRANCISCO.

#### SECTION 1. ESTABLISHMENT, CREATION AND CONTINUATION OF POSITIONS.

In accordance with the provisions of the Administrative and Labor & Employment Codes, the positions hereinafter enumerated under the respective departments are hereby created, established, or continued for the fiscal year ending June 30, 2026. Positions created or authorized by Charter or State law, compensations for which are paid from City and County funds and appropriated in the Annual Appropriation Ordinance, as that ordinance may be modified during the fiscal year in supplemental appropriation or de-appropriation ordinances (together "Annual Appropriation Ordinance"), are enumerated and included herein.

The word "position" or "positions" as used in the ordinance shall be construed to include office or offices, and the word "employee" or "employees" shall be construed to include officer or officers. The terms "requisition" and "request to fill" are intended to be synonymous and shall be construed to mean a position authorization that is required by the Charter.

##### Section 1.1. APPOINTMENTS AND VACANCIES - PERMANENT POSITIONS.

Section 1.1A. Appointing officers as specified in the Charter are hereby authorized, subject to the provisions of this ordinance, to make or continue appointments as needed during the fiscal year to permanent positions enumerated in their respective sections of this ordinance. Such appointments shall be made in accordance with the provisions of the Charter. Appointing officers shall not make an appointment to a vacancy in a permanent position until the request to fill for such position is approved by the Controller. Provided further, that if the Mayor declares an intent to approve requests to fill due to unanticipated financial reasons, appointing officers shall not make an appointment to a vacancy in a permanent position until the request to fill for such position is approved by the Mayor. Provided further, that if changes occur to the classification, compensation, or duties of a permanent position, appointing officers shall not make an appointment to a vacancy in such position until the request to fill for such position is approved by the Department of Human Resources. Provided further, that in order to prevent the stoppage of essential services, the Human Resources Director may authorize an emergency appointment pending approval or disapproval of a request to fill, if funds are available to pay the compensation of such emergency appointee.

Provided that if the proposed employment is for inter-departmental service, the Controller shall approve as to conformity with the following inter-departmental procedure. Appointing officers shall not authorize or permit employees to work in inter-departmental service unless the following provisions are satisfied. The payment of compensation for the employment of persons in inter-departmental service shall be within the limit of the funds made available by certified inter-departmental work orders and such compensation shall be distributed to the

inter-departmental work orders against which they constitute proper detailed charges.

A. If the appointing officer is unable to employ a qualified person to cover the work schedule of a position herein established or authorized, the appointing officer, subject to the provisions of this ordinance and the Annual Appropriation Ordinance and with the approval of the Department of Human Resources, may in the appointing officer's discretion employ more than one person on a lesser work schedule but the combined salaries shall not exceed the compensation appropriated for the position, or may appoint one person on a combined work schedule but subject to the limitation of the appropriation and the compensation schedule for the position and without amendment to this ordinance.

B. Where a vacancy exists in a position, the Human Resources Director may and is hereby authorized to approve a temporary (diverted) request to fill in a different class, provided that the Controller certifies that funds are available to fill that vacancy on this basis, and provided that no action taken as a result of the application of this section will affect the classification of the position concerned as established in the Annual Appropriation Ordinance and this ordinance.

An appointing officer, subject to the provisions of this ordinance, the Annual Appropriation Ordinance, the Controller's certification of funds, and Civil Service certification procedures, may employ more than one person on a combined work schedule not to exceed the permanent full-time equivalent, or may combine the appropriations for more than one permanent part-time position in order to create a single full-time equivalent position limited to classifications of positions herein established or authorized and their respective compensation schedules. Such changes shall be reported to the Department of Human Resources and the Controller's office. No full-time equivalent position which is occupied by an employee shall be reduced in hours without the voluntary consent of the employee, if any, holding that position. However, the combined salaries for part-time positions created shall not exceed the compensation appropriated for the full-time position, nor will the salary of a single full-time position created exceed the compensation appropriated for part-time positions. Each permanent part-time employee shall receive the same benefits as existing permanent part-time employees. The funding of additional fringe benefit costs subject to availability of funds will be from any legally available funds.

Section 1.1B. The Human Resources Director is solely authorized to administratively adjust the terms of this ordinance as follows:

A. To change the classification of a position provided that the rate of pay is the same or less and the services are in the same functional area.

B. To adjust the compensation of a position pursuant to an approved Memorandum of Understanding or ordinance.

C. To reflect the initial rates of compensation for a newly established classification, excluding classes covered under Administrative Code Sections 2A.76 and 2A.90.

D. To add positions funded in accordance with section 10.22 of the Annual Appropriation Ordinance, regarding Professional Service Contracts, and section 26 of the Annual Appropriation Ordinance, regarding work order appropriations.

The Department of Human Resources shall promptly notify the Controller, the Clerk of the

Board, the Mayor's Office and the affected department(s) if the Human Resources Director takes such actions as authorized above.

Section 1.1C. Provided further, that if requests to fill for vacant permanent positions issued by departments where the appointing officers are elected officials enumerated in Article II and Section 6.100 of the Charter (the Board of Supervisors, Assessor-Recorder, City Attorney, District Attorney, Public Defender, Sheriff, Treasurer) are approved by the Controller and are not approved or rejected by the Mayor and the Department of Human Resources within 15 working days of submission, the requests to fill shall be deemed approved. If such requests to fill are rejected by the Mayor and/or the Department of Human Resources, the appointing officers listed above may appeal that rejection in a hearing before the Budget and Finance and/or Budget and Appropriations Committee of the Board of Supervisors, and the Board of Supervisors in its discretion may then grant approval of said requests to fill.

Section 1.1D. The Human Resources Director is authorized to make permanent exempt appointments for a period of up to 6 months to permit simultaneous employment of an existing City employee who is expected to depart City employment and a person who is expected to be appointed to the permanent position previously held by the departing employee when such an appointment is necessary to ensure implementation of successful succession plans and to facilitate the transfer of mission-critical knowledge within City departments.

Section 1.1E. The Human Resources Director, with concurrence of the Controller, is authorized to adjust the terms of this ordinance to reflect the conversion of temporary positions to a permanent position(s) when sufficient funding is available and conversion is needed either (A) to maintain services when elimination of temporary positions is consistent with the terms of Memoranda of Understanding, or (B) to address City staffing needs created by the San Francisco Housing Authority's changing scope of work, or (C) when the Human Resources Director determines the conversion is warranted and the Controller certifies that the conversion will not require additional salary appropriation in that fiscal year and the subsequent fiscal year.

## Section 1.2. APPOINTMENTS TEMPORARY POSITIONS.

Section 1.2A. Temporary appointments to positions defined by Charter Section 10.104(16) as seasonal or temporary positions may be made by the respective appointing officers in excess of the number of permanent positions herein established or enumerated and such other temporary services as required at rates not in excess of salary schedules if funds have been appropriated and are available for such temporary service. Such appointments shall be limited in duration to no more than 1040 hours in any fiscal year. No appointment to such temporary or seasonal position shall be made until the Controller has certified the availability of funds, and the request to fill for such service is approved by the Controller and the Department of Human Resources. Provided further that in order to prevent the stoppage of essential services, the Human Resources Director may authorize an emergency appointment pending approval or disapproval of the request to fill, if funds are available to pay the compensation of such emergency appointee. No such appointment shall continue beyond the period for which the Controller has certified the availability of funds. Provided that if the proposed employment is for inter-departmental service, the Controller shall approve as to conformity with the following inter-departmental procedure. Appointing officers shall not authorize or permit employees to

work in inter-departmental service unless the following provisions are complied with. The payment of compensation for the employment of persons in inter-departmental service shall be within the limit of the funds made available by certified inter-departmental work orders and such compensation shall be distributed to the inter-departmental work orders against which they constitute proper detailed charges.

Section 1.2B. Temporary Assignment, Different Department. When the needs and the best interests of the City require, appointing officers are authorized to arrange among themselves the assignment of personnel from one department to another department on a temporary basis. Such temporary assignments shall not be treated as transfers and may be used to alleviate temporary seasonal peak load situations, complete specific projects, provide temporary transitional work programs to return injured employees to work, or other circumstances in which employees from one department can be effectively used on a temporary basis in another department. All such temporary assignments between departments shall be reviewed and approved by the Department of Human Resources.

Section 1.3. EXCEPTIONS TO NORMAL WORK SCHEDULES FOR WHICH NO EXTRA COMPENSATION IS AUTHORIZED.

Employees appointed to salaried classifications (i.e., designated –Z symbol) shall work such hours as may be necessary for the full and proper performance of their duties and shall receive no additional compensation for work on holidays or in excess of eight hours per day for five days per week, but may be granted compensatory time off under the provisions of any applicable Memorandum of Understanding or ordinance. Provided that, subject to the fiscal provisions of the Charter and the availability of funds, the Human Resources Director may suspend the provisions of this section to allow overtime payment. Approval of overtime payments shall be limited to extraordinary circumstances in which employees are required to work a significant number of hours in excess of their regular work schedules for a prolonged period of time, with a limited ability to use compensatory time off. Further, such payment shall be consistently applied to all personnel in a class.

## SECTION 2. COMPENSATION PROVISIONS.

Section 2.1. PUC EMPLOYEES ASSIGNED TO HETCH HETCHY AND RECREATION AND PARKS EMPLOYEES PERMANENTLY ASSIGNED TO CAMP MATHER.

The Public Utilities Commission and Recreation and Parks Department will pay a stipend of \$558.72 per month to employees residing in designated zip code areas enrolled in the Health Services System with employee plus two or more dependents where HMOs are not available and such employees are limited to enrollment to the City Plan I. The Public Utilities Commission and Recreation and Parks Department will pay a stipend of \$162.67 per month to employees residing in designated zip code areas enrolled in the Health Services System with employee plus one dependent where HMOs are not available and such employees are limited to enrollment to City Plan I. These rates may be adjusted by the Health Service System Board to reflect the increase in premiums effective January 1, 2025. The City reserves the right to either reimburse the affected employees or provide an equivalent amount directly to the Health Services System.

## Section 2.2. MOVING EXPENSES.

Where needed to recruit employees to fill Department Head, Deputy Director or Manager Level IV or higher (Manager V or higher for SFMTA) positions, an appointing authority may authorize the expenditure of pre-offer recruitment expenses, such as interview travel expenses, and reimbursement of post-offer expenses, such as moving, lodging/temporary housing and other relocation costs, not to exceed \$27,004. Reimbursement will be made for actual expenses documented by receipts. As an alternative, the Controller may authorize advance payment of approved expenses. Payments under this section are subject to approval by the Controller and the Human Resources Director (except for SFMTA, where the approval is the Controller and Director of Transportation). This amount shall be indexed to the growth rate in the Consumer Price Index – All Urban Consumers (CPI-U), as reported by the Bureau of Labor Statistics for the San Francisco Metropolitan Statistical Area from February to February of the preceding fiscal year.

## Section 2.3. SUPPLEMENTATION OF MILITARY PAY.

A. In accordance with Charter Section A8.400(h) and in addition to the benefits provided pursuant to Section 395.01 and 395.02 of the California Military and Veterans Code and the Civil Service Rules, any City employee who is a member of the reserve corps of the United States Armed Forces, National Guard or other uniformed service organization of the United States and is called into active military service in response to the September 11th, 2001 terrorist attacks, international terrorism, conflict in Iraq or related extraordinary circumstances, or to provide medical or logistical support to federal, state, or local government responses to the COVID-19 pandemic, shall have the benefits provided for in subdivision (B).

B. Any employee to whom subdivision (A) applies, while on military leave, shall receive from the City the following supplement to their military pay and benefits:

1. The difference between the amount of the individual's gross military pay and the amount of gross pay the individual would have received as a City employee, had the employee worked the employee's regular work schedule (excluding overtime unless regularly scheduled as part of the employee's regular work schedule).
2. Retirement service credit consistent with Section A8.520 of the Charter.
3. All other benefits to which the employee would have been entitled had the employee not been called to eligible active military service, except as limited under state law or the Charter.

C. As set forth in Charter Section A8.400(h), this section shall be subject to the following limitations and conditions:

1. The employee must have been called into active service for a period greater than 30 consecutive days.
2. The purpose for such call to active service shall have been to respond to the September 11th, 2001 terrorist attacks, international terrorism, conflict in Iraq or related extraordinary circumstances, or to the COVID-19 pandemic, and shall not include

scheduled training, drills, unit training assemblies or similar events.

3. The amounts authorized under this section shall be offset by amounts required to be paid pursuant to any other law, so there are no double payments to the employee.

4. Any employee receiving compensation under this section shall execute an agreement providing that if the employee does not return to City service within 60 days of release from active duty (or if the employee is not fit for employment at that time, within 60 days of a determination that the employee is fit for employment), then the compensation described in Sections (B)(1) through (B)(3) shall be treated as a loan payable with interest at a rate equal to the greater of (i) the rate received for the concurrent period by the Treasurer's Pooled Cash Account or (ii) the minimum amount necessary to avoid imputed income under the Internal Revenue Code of 1986, as amended from time to time, and any successor statute. Interest shall begin to accrue 90 days after the employee's release from active service or return to fitness for employment. Such loan shall be payable in equal monthly installments over a period not to exceed 5 years, commencing 90 days after the individual's release from active service or return to fitness for employment.

5. This section shall not apply to any active duty served voluntarily after the time that the employee is called to active service.

#### Section 2.4 CITY EMPLOYEES SERVING ON CHARTER-MANDATED BOARDS AND COMMISSIONS, OR BOARDS, COMMISSIONS AND COMMITTEES CREATED BY INITIATIVE ORDINANCE.

A. City employees serving on Charter-mandated boards and commissions, or boards, commissions and committees created by initiative ordinance, shall not be compensated for the number of hours each pay period spent in service of these boards and commissions, based on a 40-hour per week compensation assumption.

B. City employees covered by this provision shall submit to the Controller each pay period a detailed description of the time spent in service, including attending meetings, preparing for meetings, meeting with interested stakeholders or industry, and writing or responding to correspondence. There is a rebuttable presumption that such employees spend 0.25 of their time in service of these duties. This information shall be made publicly available pursuant to the Sunshine Ordinance.

C. This provision shall not apply to City employees whose service is specified in the Charter or by initiative ordinance, nor shall it apply to City employees serving on interdepartmental or other working groups created by initiative of the Mayor or Board of Supervisors, nor shall it apply to City employees who serve on the Health Service Board, Retiree Health Care Trust Fund Board, or Retirement Board.

#### Section 2.5 STIPEND FOR PLANNING COMMISSIONERS FOR ATTENDANCE AT PLANNING COMMISSION MEETINGS.

Each commissioner serving on the Planning Commission may receive full stipend for that commissioner's attendance at each meeting of the Commission, as enumerated and included herein, if the commissioner is present at the beginning of the first action item on the agenda for

Annual Salary Ordinance Fiscal Years 2025-26 and 2026-27

such meeting for which a vote is taken until the end of the public hearing on the last calendared item. A commissioner of the Planning Commission who attends a portion of a meeting of the Planning Commission, but does not qualify for full stipend, may receive one-quarter of the stipend available for the commissioner's attendance at each meeting of the commission, as enumerated and included herein.

Section 2.6 FIRE CHIEF RESIDENCE.

In connection with employment as Fire Chief, the Fire Chief is authorized to use residential areas in the building known as the Dennis T. Sullivan Memorial Fire Chief's Home, located at 870 Bush Street, as a personal residence, subject to the terms of a lease between the Chief and the Real Estate Division.

APPROVED AS TO FORM:  
DAVID CHIU, City Attorney

By: \_\_\_\_\_/s/\_\_\_\_\_  
CECILIA MANGOBA  
Deputy City Attorney



## Annual Salary Ordinance Fiscal Years 2025-26 and 2026-27

### EXPLANATION OF SYMBOLS.

The following symbols used in connection with the rates fixed herein have the significance and meaning indicated.

- B. Biweekly.
- C. Contract rate.
- D. Daily.
- E. Salary fixed by Charter.
- F. Salary fixed by State law.
- G. Salary adjusted pursuant to ratified Memorandum of Understanding.
- H. Hourly.
- I. Intermittent.
- J. Rate set forth in budget.
- K. Salary based on disability transfer.
- L. Salary paid by City and County and balance paid by State.
- M. Monthly.
- O. No funds provided.
- P. Premium rate.
- Q. At rate set under Charter Section A8.405 according to prior service.
- W. Weekly.
- Y. Yearly.

Department: AAM Asian Art Museum

Fund		HCM Job Class	Job Class Title	Low	Type	High	2025-2026 FTE	2026-2027 FTE		
Division: 228855 - AAM Asian Art Museum										
10000	GF Annual Account Ctrl	0922_C	Manager I	5,176	B	6,609	2.00	2.00		
		0933_C	Manager V	6,940	B	8,858	1.00	1.00		
		0953_C	Deputy Director III	7,450	B	9,510	0.00	0.00		
		0963_C	Department Head III	8,483	B	10,823	1.00	1.00		
		1244_C	Senior Human Resources Analyst	5,195	B	6,310	1.00	1.00		
		1452_C	Executive Secretary II	3,744	B	4,553	1.00	1.00		
		3518_C	Associate Museum Conservator, Asian Art Museum	3,905	B	4,745	0.00	0.00		
		3524_C	Principal Museum Preparator	3,456	B	4,200	1.00	1.00		
		3525_C	Chief Preparator	3,800	B	4,620	1.00	1.00		
		3546_C	Curator IV	4,789	B	5,821	2.00	2.00		
		3558_C	Senior Museum Registrar	3,807	B	4,630	1.00	1.00		
		3633_C	Librarian II- Asian Arts	4,344	B	5,279	1.00	1.00		
		7120_C	Buildings And Grounds Maintenance Superintendent	7,189	B	7,189	1.00	1.00		
		7334_C	Stationary Engineer	4,938	B	4,938	5.00	5.00		
		7345_C	Electrician	4,686	B	5,693	1.00	1.00		
		8226_C	Museum Guard	2,897	B	3,524	31.75	31.75		
		8228_C	Museum Security Supervisor	3,229	B	3,923	3.00	3.00		
		TEMPM_E	Temporary - Miscellaneous	5,251	B	5,251	1.12	1.12		
		11940	SR Museums Admission	3302_C	Admission Attendant	2,206	B	2,680	4.00	4.00
				TEMPM_E	Temporary - Miscellaneous	5,251	B	5,251	0.11	0.11
228855 Division Total							58.98	58.98		
AAM Department Total							58.98	58.98		

**Department: ADM General Services Agency - City Admin**

Fund		HCM Job Class	Job Class Title	Low	Type	High	2025-2026 FTE	2026-2027 FTE
Division: 228856 - ADM Administration								
10000	GF Annual Account Ctrl	0922_C	Manager I	5,176	B	6,609	0.00	0.00
		0923_C	Manager II	5,560	B	7,096	0.00	0.00
		0931_C	Manager III	5,995	B	7,652	0.00	0.00
		0932_C	Manager IV	6,436	B	8,212	0.00	0.00
		0933_C	Manager V	6,940	B	8,858	0.00	0.00
		0941_C	Manager VI	7,450	B	9,510	0.00	0.00
		0953_C	Deputy Director III	7,450	B	9,510	0.00	0.00
		0954_C	Deputy Director IV	8,483	B	10,823	0.00	0.00
		0965_C	Department Head V	12,101	B	15,443	0.00	0.00
		1042_C	IS Engineer-Journey	5,334	B	6,709	0.00	0.00
		1044_C	IS Engineer-Principal	6,359	B	7,999	0.00	0.00
		1053_C	IS Business Analyst-Senior	4,981	B	6,268	0.00	0.00
		1054_C	IS Business Analyst-Principal	5,769	B	7,257	0.00	0.00
		1093_C	IT Operations Support Administrator III	4,068	B	5,044	0.00	0.00
		1204_C	Senior Personnel Clerk	3,203	B	3,894	0.00	0.00
		1222_C	Senior Payroll And Personnel Clerk	3,490	B	4,241	0.00	0.00
		1224_C	Principal Payroll And Personnel Clerk	3,848	B	4,675	0.00	0.00
		1232_C	Training Officer	4,231	B	5,144	0.00	0.00
		1241_C	Human Resources Analyst	3,674	B	5,410	0.00	0.00
		1244_C	Senior Human Resources Analyst	5,195	B	6,310	0.00	0.00
		1246_C	Principal Human Resources Analyst	5,867	B	7,131	0.00	0.00
		1404_C	Clerk	2,486	B	3,022	0.00	0.00
		1450_C	Executive Secretary I	3,403	B	4,139	0.00	0.00
		1634_C	Principal Account Clerk	3,490	B	4,241	0.00	0.00
		1652_C	Accountant II	3,874	B	4,706	0.00	0.00
		1654_C	Accountant III	4,686	B	5,695	0.00	0.00
		1657_C	Accountant IV	5,423	B	6,590	0.00	0.00
		1820_C	Junior Administrative Analyst	3,056	B	3,716	0.00	0.00
		1822_C	Administrative Analyst	4,019	B	4,887	0.00	0.00
		1823_C	Senior Administrative Analyst	4,686	B	5,695	0.00	0.00
		1824_C	Principal Administrative Analyst	5,425	B	6,595	0.00	0.00
		1827_C	Administrative Services Manager	4,734	B	5,756	0.00	0.00
		1840_C	Junior Management Assistant	3,259	B	3,963	0.00	0.00
		1842_C	Management Assistant	3,703	B	4,498	0.00	0.00
		6138_C	Industrial Hygienist	5,453	B	6,628	0.00	0.00
		6139_C	Senior Industrial Hygienist	6,012	B	7,307	0.00	0.00
		TEMPM_E	Temporary - Miscellaneous	5,251	B	5,251	0.00	0.00
10060	GF Work Order	0922_C	Manager I	5,176	B	6,609	3.00	3.00
		0923_C	Manager II	5,560	B	7,096	1.00	1.00
		0931_C	Manager III	5,995	B	7,652	0.00	0.00
		0932_C	Manager IV	6,436	B	8,212	5.00	5.00
		0933_C	Manager V	6,940	B	8,858	2.00	2.00

Fund	HCM Job Class	Job Class Title	Low	Type	High	2025-2026 FTE	2026-2027 FTE
	0941_C	Manager VI	7,450	B	9,510	1.00	1.00
	0953_C	Deputy Director III	7,450	B	9,510	4.00	4.00
	0954_C	Deputy Director IV	8,483	B	10,823	1.00	1.00
	0965_C	Department Head V	12,101	B	15,443	1.00	1.00
	1042_C	IS Engineer-Journey	5,334	B	6,709	2.00	2.00
	1044_C	IS Engineer-Principal	6,359	B	7,999	1.00	1.00
	1053_C	IS Business Analyst-Senior	4,981	B	6,268	1.00	1.00
	1054_C	IS Business Analyst-Principal	5,769	B	7,257	3.00	3.00
	1093_C	IT Operations Support Administrator III	4,068	B	5,044	3.00	3.00
	1204_C	Senior Personnel Clerk	3,203	B	3,894	3.00	3.00
	1222_C	Senior Payroll And Personnel Clerk	3,490	B	4,241	4.00	4.00
	1224_C	Principal Payroll And Personnel Clerk	3,848	B	4,675	1.00	1.00
	1232_C	Training Officer	4,231	B	5,144	2.00	2.00
	1241_C	Human Resources Analyst	3,674	B	5,410	5.00	5.00
	1244_C	Senior Human Resources Analyst	5,195	B	6,310	8.00	8.00
	1246_C	Principal Human Resources Analyst	5,867	B	7,131	1.00	1.00
	1632_C	Senior Account Clerk	3,090	B	3,753	2.00	2.00
	1634_C	Principal Account Clerk	3,490	B	4,241	5.00	5.00
	1652_C	Accountant II	3,874	B	4,706	4.00	4.00
	1654_C	Accountant III	4,686	B	5,695	3.00	3.00
	1657_C	Accountant IV	5,423	B	6,590	3.00	3.00
	1670_C	Financial Systems Supervisor	6,307	B	7,667	1.00	1.00
	1820_C	Junior Administrative Analyst	3,056	B	3,716	2.00	2.00
	1822_C	Administrative Analyst	4,019	B	4,887	2.00	2.00
	1823_C	Senior Administrative Analyst	4,686	B	5,695	7.00	7.00
	1824_C	Principal Administrative Analyst	5,425	B	6,595	5.00	5.00
	1827_C	Administrative Services Manager	4,734	B	5,756	1.00	1.00
	1840_C	Junior Management Assistant	3,259	B	3,963	1.00	1.00
	1842_C	Management Assistant	3,703	B	4,498	1.00	1.00
	6138_C	Industrial Hygienist	5,453	B	6,628	1.00	1.00
	6139_C	Senior Industrial Hygienist	6,012	B	7,307	1.00	1.00
	8603_C	Emergency Services Coord III	4,878	B	5,928	1.00	1.00
	TEMPM_E	Temporary - Miscellaneous	5,251	B	5,251	1.04	1.08
<b>228856 Division Total</b>						<b>93.04</b>	<b>93.08</b>

## Division: 274643 - ADM Animal Care And Control

10000 GF Annual Account Ctrl	0923_C	Manager II	5,560	B	7,096	1.00	1.00
	0952_C	Deputy Director II	5,995	B	7,652	1.00	1.00
	0962_C	Department Head II	7,983	B	10,186	1.00	1.00
	1424_C	Clerk Typist	2,585	B	3,800	1.00	1.00
	1434_C	Shelter Service Representative	2,591	B	3,305	6.24	6.00
	1435_C	Shelter Officer Supervisor	2,986	B	3,630	1.00	1.00
	1437_C	Shelter Office Assistant Supervisor	2,813	B	3,423	2.00	2.00
	1452_C	Executive Secretary II	3,744	B	4,553	1.00	1.00
	1824_C	Principal Administrative Analyst	5,425	B	6,595	1.00	1.00

Fund	HCM Job Class	Job Class Title	Low	Type	High	2025-2026 FTE	2026-2027 FTE
14820 SR ETF-Gift	1840_C	Junior Management Assistant	3,259	B	3,963	1.00	1.00
	2293_C	Senior Shelter Veterinarian	6,451	B	8,433	2.00	2.00
	3370_C	Animal Care Attendant	2,591	B	3,305	13.00	13.00
	3371_C	Animal Care Supervisor	3,027	B	3,682	1.00	1.00
	3372_C	Animal Control Officer	2,871	B	3,663	12.00	12.00
	3374_C	Volunteer/Outreach Coordinator	3,532	B	4,293	1.00	1.00
	3375_C	Animal Health Technician	2,909	B	3,539	1.00	1.00
	3376_C	Animal Care Assistant Supervisor	2,856	B	3,473	2.00	2.00
	3378_C	Field Services Assistant Supervisor	3,247	B	3,948	2.00	2.00
	3379_C	Animal Control Supervisor	3,594	B	4,368	1.00	1.00
	TEMPM_E	Temporary - Miscellaneous	5,251	B	5,251	0.46	0.45
	1434_C	Shelter Service Representative	2,591	B	3,305	0.40	0.50
	3370_C	Animal Care Attendant	2,591	B	3,305	2.40	3.00
	TEMPM_E	Temporary - Miscellaneous	5,251	B	5,251	1.61	1.68
<b>274643 Division Total</b>						<b>56.11</b>	<b>56.63</b>

## Division: 278641 - ADM Convention Facilities Mgmt

11430 SR Conv Fac Fd-Operating	0922_C	Manager I	5,176	B	6,609	1.00	1.00
	0962_C	Department Head II	7,983	B	10,186	1.00	1.00
	1823_C	Senior Administrative Analyst	4,686	B	5,695	1.00	1.00
	1824_C	Principal Administrative Analyst	5,425	B	6,595	1.00	1.00
	1842_C	Management Assistant	3,703	B	4,498	1.00	1.00
	TEMPM_E	Temporary - Miscellaneous	5,251	B	5,251	1.84	1.91
<b>278641 Division Total</b>						<b>6.84</b>	<b>6.91</b>

## Division: 284641 - ADM Medical Examiner

10000 GF Annual Account Ctrl	0965_C	Department Head V	12,101	B	15,443	1.00	1.00
	1406_C	Senior Clerk	2,579	B	3,800	1.00	1.00
	1408_C	Principal Clerk	3,403	B	4,139	1.00	1.00
	1823_C	Senior Administrative Analyst	4,686	B	5,695	1.00	1.00
	1840_C	Junior Management Assistant	3,259	B	3,963	1.00	1.00
	2403_C	Forensic Laboratory Analyst	3,800	B	4,620	4.00	4.00
	2456_C	Forensic Toxicologist	5,066	B	6,159	5.00	5.00
	2457_C	Forensic Toxicologist Supervisor	6,468	B	7,860	1.00	1.00
	2458_C	Chief Forensic Toxicologist	8,945	B	10,873	1.00	1.00
	2523_C	Forensic Autopsy Technician	3,490	B	4,241	4.50	4.50
	2578_C	Medical Examiner's Investigator II	4,508	B	5,481	13.00	13.00
	2579_C	Medical Examiner's Investigator III	4,963	B	6,029	2.00	2.00
	2584_C	Chief Medical Examiner	12,101	B	15,443	1.00	1.00
	2598_C	Assistant Medical Examiner	11,087	B	15,603	5.00	5.00
	TEMPM_E	Temporary - Miscellaneous	5,251	B	5,251	1.32	1.32
	1063_C	IS Programmer Analyst-Senior	4,736	B	5,960	1.00	0.00
12550 SR Grants; GSF Continuing	2456_C	Forensic Toxicologist	5,066	B	6,159	2.60	3.00
	2457_C	Forensic Toxicologist Supervisor	6,468	B	7,860	0.75	0.00
<b>284641 Division Total</b>						<b>47.17</b>	<b>45.82</b>

Fund		HCM Job	Job Class Title	Low	Type	High	2025-2026	2026-2027
		Class					FTE	FTE
Division: 296644 - ADM Internal Services								
10020	GF Continuing Authority Ctrl	1054_C	IS Business Analyst-Principal	5,769	B	7,257	1.00	1.00
		1822_C	Administrative Analyst	4,019	B	4,887	4.00	4.00
		1823_C	Senior Administrative Analyst	4,686	B	5,695	2.00	2.00
		1824_C	Principal Administrative Analyst	5,425	B	6,595	1.00	1.00
		1825_C	Principal Administrative Analyst II	5,940	B	7,224	1.00	1.00
10060	GF Work Order	0922_C	Manager I	5,176	B	6,609	1.00	1.00
		0923_C	Manager II	5,560	B	7,096	1.00	1.00
		0931_C	Manager III	5,995	B	7,652	2.00	2.00
		0932_C	Manager IV	6,436	B	8,212	2.00	2.00
		0933_C	Manager V	6,940	B	8,858	4.00	4.00
		0953_C	Deputy Director III	7,450	B	9,510	1.00	1.00
		1043_C	IS Engineer-Senior	5,911	B	7,438	1.00	1.00
		1051_C	IS Business Analyst-Assistant	3,716	B	4,675	1.00	1.00
		1092_C	IT Operations Support Administrator II	3,347	B	4,150	1.00	1.00
		1304_C	Customer Service Representative	3,390	B	4,122	10.00	10.00
		1306_C	Customer Service Supervisor	3,840	B	4,666	2.00	2.00
		1404_C	Clerk	2,486	B	3,022	1.24	1.00
		1406_C	Senior Clerk	2,579	B	3,800	0.00	0.00
		1426_C	Senior Clerk Typist	2,838	B	3,800	1.00	1.00
		1446_C	Secretary II	3,127	B	3,800	1.00	1.00
		1654_C	Accountant III	4,686	B	5,695	0.00	0.00
		1823_C	Senior Administrative Analyst	4,686	B	5,695	2.00	2.00
		1824_C	Principal Administrative Analyst	5,425	B	6,595	10.00	10.00
		1825_C	Principal Administrative Analyst II	5,940	B	7,224	1.00	1.00
		1840_C	Junior Management Assistant	3,259	B	3,963	1.00	1.00
		1950_C	Assistant Purchaser	3,157	B	3,840	0.00	0.00
		1952_C	Purchaser	3,950	B	4,803	14.00	14.00
		1956_C	Senior Purchaser	4,803	B	5,839	17.00	17.00
		1958_C	Supervising Purchaser	5,839	B	7,096	6.00	6.00
		2978_C	Contract Compliance Officer II	5,967	B	7,254	4.00	4.00
		2992_C	Contract Compliance Officer I	4,553	B	5,534	22.13	22.13
			TEMPM_E	Temporary - Miscellaneous	5,251	B	5,251	0.14
12620	SR Surety Bond Self-Insurance	1822_C	Administrative Analyst	4,019	B	4,887	0.00	0.00
14300	SR Real Property	0922_C	Manager I	5,176	B	6,609	5.00	5.00
		0923_C	Manager II	5,560	B	7,096	3.00	3.00
		0931_C	Manager III	5,995	B	7,652	4.00	4.00
		0932_C	Manager IV	6,436	B	8,212	1.00	1.00
		0933_C	Manager V	6,940	B	8,858	1.00	1.00
		0953_C	Deputy Director III	7,450	B	9,510	1.00	1.00
		1052_C	IS Business Analyst	4,303	B	5,413	2.00	2.00
		1404_C	Clerk	2,486	B	3,022	1.00	1.00
		1408_C	Principal Clerk	3,403	B	4,139	1.00	1.00
	1410_C	Chief Clerk	3,905	B	4,745	2.00	2.00	

Fund	HCM Job Class	Job Class Title	Low	Type	High	2025-2026	2026-2027
						FTE	FTE
27500 ISCSF CENTRAL SHOPS FUND	1446_C	Secretary II	3,127	B	3,800	1.00	1.00
	1450_C	Executive Secretary I	3,403	B	4,139	1.00	1.00
	1454_C	Executive Secretary III	4,069	B	4,945	1.00	1.00
	1632_C	Senior Account Clerk	3,090	B	3,753	0.00	0.00
	1634_C	Principal Account Clerk	3,490	B	4,241	0.00	0.00
	1657_C	Accountant IV	5,423	B	6,590	0.00	0.00
	1777_C	Media/Security Systems Specialist	4,380	B	5,320	0.00	0.00
	1781_C	Media/Security Systems Supervisor	5,029	B	6,113	0.00	0.00
	1820_C	Junior Administrative Analyst	3,056	B	3,716	0.00	0.00
	1823_C	Senior Administrative Analyst	4,686	B	5,695	4.00	4.00
	1824_C	Principal Administrative Analyst	5,425	B	6,595	1.00	1.00
	1825_C	Principal Administrative Analyst II	5,940	B	7,224	0.00	0.00
	1840_C	Junior Management Assistant	3,259	B	3,963	6.00	6.00
	1842_C	Management Assistant	3,703	B	4,498	3.00	3.00
	1934_C	Storekeeper	2,722	B	3,306	0.00	0.00
	2708_C	Custodian	2,599	B	3,157	151.00	145.00
	2716_C	Custodial Assistant Supervisor	2,856	B	3,473	9.00	9.00
	2718_C	Custodial Supervisor	3,151	B	3,828	8.00	8.00
	4142_C	Senior Real Property Officer	5,595	B	6,800	6.00	6.00
	7120_C	Buildings And Grounds Maintenance Superintendent	7,189	B	7,189	3.00	3.00
	7203_C	Buildings And Grounds Maintenance Supervisor	6,143	B	6,143	3.00	3.00
	7205_C	Chief Stationary Engineer	6,264	B	6,264	3.00	3.00
	7334_C	Stationary Engineer	4,938	B	4,938	43.00	43.00
	7335_C	Senior Stationary Engineer	5,596	B	5,596	11.00	11.00
	7344_C	Carpenter	4,057	B	4,932	1.00	1.00
	7345_C	Electrician	4,686	B	5,693	2.00	2.00
	7346_C	Painter	3,663	B	4,451	1.00	1.00
	7347_C	Plumber	4,720	B	5,739	2.00	2.00
	7514_C	General Laborer	2,933	B	3,566	10.00	10.00
	7524_C	Institution Utility Worker	2,480	B	3,015	1.00	1.00
	8603_C	Emergency Services Coord III	4,878	B	5,928	0.00	0.00
	TEMPM_E	Temporary - Miscellaneous	5,251	B	5,251	17.54	17.54
	0923_C	Manager II	5,560	B	7,096	1.00	1.00
	0931_C	Manager III	5,995	B	7,652	1.00	1.00
	0933_C	Manager V	6,940	B	8,858	1.00	1.00
	1406_C	Senior Clerk	2,579	B	3,800	2.00	2.00
	1408_C	Principal Clerk	3,403	B	4,139	1.00	1.00
	1410_C	Chief Clerk	3,905	B	4,745	1.00	1.00
	1632_C	Senior Account Clerk	3,090	B	3,753	0.00	0.00
	1634_C	Principal Account Clerk	3,490	B	4,241	0.00	0.00
	1652_C	Accountant II	3,874	B	4,706	0.00	0.00
	1823_C	Senior Administrative Analyst	4,686	B	5,695	1.00	1.00
	1824_C	Principal Administrative Analyst	5,425	B	6,595	1.00	1.00

Fund	HCM Job Class	Job Class Title	Low	Type	High	2025-2026 FTE	2026-2027 FTE
28310 ISOIS REPRODUCTION FUND	1842_C	Management Assistant	3,703	B	4,498	1.00	1.00
	1929_C	Parts Storekeeper	3,056	B	3,716	6.00	6.00
	1931_C	Senior Parts Storekeeper	3,321	B	4,041	2.00	2.00
	1942_C	Assistant Materials Coordinator	4,573	B	5,560	1.00	1.00
	7241_C	Senior Maintenance Controller	6,048	B	6,048	1.00	1.00
	7249_C	Automotive Mechanic Supervisor I	6,107	B	6,107	1.00	1.00
	7254_C	Automotive Machinist Supervisor I	6,048	B	6,048	4.00	4.00
	7264_C	Automotive Body And Fender Worker Supervisor I	6,107	B	6,107	1.00	1.00
	7277_C	City Shops Assistant Superintendent	5,463	B	6,635	1.00	1.00
	7306_C	Automotive Body And Fender Worker	4,654	B	4,654	3.00	3.00
	7309_C	Car And Auto Painter	4,654	B	4,654	3.00	3.00
	7313_C	Automotive Machinist	4,743	B	4,743	0.00	0.00
	7315_C	Automotive Machinist Assistant Supervisor	5,490	B	5,490	7.00	7.00
	7323_C	Heavy Duty Mechanic	4,932	B	4,932	35.00	35.00
	7340_C	Maintenance Controller	5,490	B	5,490	2.00	2.00
	7358_C	Pattern Maker	4,258	B	5,176	2.00	2.00
	7381_C	Automotive Mechanic	4,558	B	4,558	19.00	19.00
	7410_C	Automotive Service Worker	3,022	B	3,671	8.00	8.00
	TEMPM_E	Temporary - Miscellaneous	5,251	B	5,251	0.58	0.58
	0923_C	Manager II	5,560	B	7,096	1.00	1.00
	1404_C	Clerk	2,486	B	3,022	4.00	4.00
	1406_C	Senior Clerk	2,579	B	3,800	2.00	2.00
	1408_C	Principal Clerk	3,403	B	4,139	2.00	2.00
	1634_C	Principal Account Clerk	3,490	B	4,241	0.00	0.00
	1760_C	Offset Machine Operator	2,878	B	3,497	10.00	10.00
	1764_C	Mail And Reproduction Service Supervisor	3,692	B	4,486	1.00	1.00
	5322_C	Graphic Artist	2,941	B	3,753	1.00	1.00
	TEMPM_E	Temporary - Miscellaneous	5,251	B	5,251	0.73	0.73
<b>296644 Division Total</b>						<b>553.36</b>	<b>547.12</b>

## Division: 296645 - ADM City Administrator Prog

10000 GF Annual Account Ctrl	0922_C	Manager I	5,176	B	6,609	1.00	1.00
	0923_C	Manager II	5,560	B	7,096	1.00	1.00
	0931_C	Manager III	5,995	B	7,652	1.00	1.00
	0933_C	Manager V	6,940	B	8,858	3.00	3.00
	0941_C	Manager VI	7,450	B	9,510	1.00	1.00
	0952_C	Deputy Director II	5,995	B	7,652	1.00	1.00
	0953_C	Deputy Director III	7,450	B	9,510	1.00	1.00
	1044_C	IS Engineer-Principal	6,359	B	7,999	1.00	1.00
	1052_C	IS Business Analyst	4,303	B	5,413	3.00	3.00
	1053_C	IS Business Analyst-Senior	4,981	B	6,268	3.00	3.00
	1054_C	IS Business Analyst-Principal	5,769	B	7,257	2.00	2.00
	1091_C	IT Operations Support Administrator I	2,850	B	3,531	1.00	1.00
	1232_C	Training Officer	4,231	B	5,144	1.00	1.00



Fund	HCM Job Class	Job Class Title	Low	Type	High	2025-2026	2026-2027
						FTE	FTE
10010 GF Annual Authority Ctrl	1324_C	Customer Service Agent	3,390	B	4,122	81.72	81.00
	1326_C	Customer Service Agent Supervisor	3,840	B	4,666	8.00	8.00
	1408_C	Principal Clerk	3,403	B	4,139	1.00	1.00
	1410_C	Chief Clerk	3,905	B	4,745	1.00	1.00
	1426_C	Senior Clerk Typist	2,838	B	3,800	1.00	1.00
	1446_C	Secretary II	3,127	B	3,800	1.00	1.00
	1822_C	Administrative Analyst	4,019	B	4,887	4.00	4.00
	1823_C	Senior Administrative Analyst	4,686	B	5,695	5.00	5.00
	1824_C	Principal Administrative Analyst	5,425	B	6,595	2.00	2.00
	1840_C	Junior Management Assistant	3,259	B	3,963	3.00	3.00
	1842_C	Management Assistant	3,703	B	4,498	4.00	4.00
	1844_C	Senior Management Assistant	4,241	B	5,156	3.00	3.00
	2917_C	Program Support Analyst	4,816	B	5,855	1.00	1.00
	2978_C	Contract Compliance Officer II	5,967	B	7,254	5.00	5.00
	2992_C	Contract Compliance Officer I	4,553	B	5,534	16.00	16.00
	8106_C	Legal Process Clerk	2,702	B	3,285	5.00	5.00
	8108_C	Senior Legal Process Clerk	2,963	B	3,601	6.00	6.00
	TEMPM_E	Temporary - Miscellaneous	5,251	B	5,251	2.00	2.00
	0931_C	Manager III	5,995	B	7,652	1.00	1.00
	1822_C	Administrative Analyst	4,019	B	4,887	1.00	1.00
	1823_C	Senior Administrative Analyst	4,686	B	5,695	2.00	2.00
	1824_C	Principal Administrative Analyst	5,425	B	6,595	1.00	1.00
	9920_C	Public Service Aide - Assistant To Professionals	2,112	B	2,112	1.48	1.00
	TEMPM_E	Temporary - Miscellaneous	5,251	B	5,251	0.00	0.00
10020 GF Continuing Authority Ctrl	0923_C	Manager II	5,560	B	7,096	4.00	4.00
	0932_C	Manager IV	6,436	B	8,212	4.00	4.00
	0933_C	Manager V	6,940	B	8,858	1.00	1.00
	0941_C	Manager VI	7,450	B	9,510	1.00	1.00
	0953_C	Deputy Director III	7,450	B	9,510	1.00	1.00
	1042_C	IS Engineer-Journey	5,334	B	6,709	2.00	2.00
	1043_C	IS Engineer-Senior	5,911	B	7,438	16.60	16.01
	1044_C	IS Engineer-Principal	6,359	B	7,999	3.80	4.00
	1052_C	IS Business Analyst	4,303	B	5,413	2.00	2.00
	1053_C	IS Business Analyst-Senior	4,981	B	6,268	10.00	9.01
	1054_C	IS Business Analyst-Principal	5,769	B	7,257	10.00	9.01
	1064_C	IS Programmer Analyst-Principal	5,515	B	6,937	1.00	1.00
	1822_C	Administrative Analyst	4,019	B	4,887	4.00	4.00
	1823_C	Senior Administrative Analyst	4,686	B	5,695	1.00	1.00
	1824_C	Principal Administrative Analyst	5,425	B	6,595	5.00	5.00
	TEMPM_E	Temporary - Miscellaneous	5,251	B	5,251	1.03	1.03
10600 SR Neighborhood Beautifcation	1820_C	Junior Administrative Analyst	3,056	B	3,716	1.00	1.00
	1824_C	Principal Administrative Analyst	5,425	B	6,595	1.00	1.00
11802 SR Culture & Rec Hotel Tax	0922_C	Manager I	5,176	B	6,609	1.00	1.00
	0932_C	Manager IV	6,436	B	8,212	1.00	1.00

Fund		HCM Job Class	Job Class Title	Low	Type	High	2025-2026 FTE	2026-2027 FTE
12550	SR Grants; GSF Continuing	0962_C	Department Head II	7,983	B	10,186	0.80	1.00
		1652_C	Accountant II	3,874	B	4,706	0.00	0.00
		1823_C	Senior Administrative Analyst	4,686	B	5,695	2.00	2.00
		1842_C	Management Assistant	3,703	B	4,498	1.00	1.00
		9774_C	Senior Community Development Specialist I	4,411	B	5,361	1.00	1.00
31920	TI Continuing Authority Ctrl	1822_C	Administrative Analyst	4,019	B	4,887	3.00	3.00
		1823_C	Senior Administrative Analyst	4,686	B	5,695	2.00	2.00
		1824_C	Principal Administrative Analyst	5,425	B	6,595	1.00	1.00
		0933_C	Manager V	6,940	B	8,858	3.00	3.00
		0942_C	Manager VII	7,983	B	10,186	1.00	1.00
		0943_C	Manager VIII	9,032	B	11,524	1.00	1.00
		1314_C	Public Relations Officer	4,423	B	5,377	1.00	1.00
		1670_C	Financial Systems Supervisor	6,307	B	7,667	0.00	0.00
		1822_C	Administrative Analyst	4,019	B	4,887	2.00	2.00
		1823_C	Senior Administrative Analyst	4,686	B	5,695	3.00	3.00
		1824_C	Principal Administrative Analyst	5,425	B	6,595	1.00	1.00
		1844_C	Senior Management Assistant	4,241	B	5,156	1.00	1.00
		5241_C	Engineer	6,531	B	7,939	1.00	1.00
		5502_C	Project Manager I	7,324	B	7,324	1.00	1.00
		TEMPM_E	Temporary - Miscellaneous	5,251	B	5,251	0.11	0.11
296645 Division Total							273.54	270.17
Division: 296646 - ADM Entertainment Commission								
10010	GF Annual Authority Ctrl	0112_E	Board/Commission Member, Group III		B		0.10	0.10
		0922_C	Manager I	5,176	B	6,609	1.00	1.00
		0961_C	Department Head I	6,436	B	8,212	1.00	1.00
		1823_C	Senior Administrative Analyst	4,686	B	5,695	1.00	1.00
		1842_C	Management Assistant	3,703	B	4,498	2.00	2.00
		1844_C	Senior Management Assistant	4,241	B	5,156	1.00	1.00
296646 Division Total							6.10	6.10
ADM Department Total							1,036.16	1,025.83

**Department: ADP Adult Probation**

Fund		HCM Job Class	Job Class Title	Low	Type	High	2025-2026 FTE	2026-2027 FTE
Division: 228886 - ADP Adult Probation								
10000	GF Annual Account Ctrl	0922_C	Manager I	5,176	B	6,609	1.00	1.00
		0923_C	Manager II	5,560	B	7,096	1.00	1.00
		0931_C	Manager III	5,995	B	7,652	2.80	3.00
		0933_C	Manager V	6,940	B	8,858	2.00	2.00
		1032_C	IS Trainer-Journey	4,027	B	4,900	1.00	1.00
		1041_C	IS Engineer-Assistant	4,817	B	6,058	1.00	1.00
		1053_C	IS Business Analyst-Senior	4,981	B	6,268	0.00	0.00
		1054_C	IS Business Analyst-Principal	5,769	B	7,257	1.00	1.00
		1062_C	IS Programmer Analyst	3,898	B	4,902	1.00	1.00
		1094_C	IT Operations Support Administrator IV	4,949	B	6,131	1.00	1.00
		1220_C	Payroll and Personnel Clerk	3,181	B	3,866	1.00	1.00
		1222_C	Senior Payroll And Personnel Clerk	3,490	B	4,241	1.00	1.00
		1244_C	Senior Human Resources Analyst	5,195	B	6,310	1.00	1.00
		1404_C	Clerk	2,486	B	3,022	1.00	1.00
		1408_C	Principal Clerk	3,403	B	4,139	2.00	2.00
		1410_C	Chief Clerk	3,905	B	4,745	1.00	1.00
		1424_C	Clerk Typist	2,585	B	3,800	2.00	2.00
		1454_C	Executive Secretary III	4,069	B	4,945	1.00	1.00
		1632_C	Senior Account Clerk	3,090	B	3,753	1.00	1.00
		1654_C	Accountant III	4,686	B	5,695	1.00	1.00
		1804_C	Statistician	3,711	B	4,508	0.00	0.00
		1823_C	Senior Administrative Analyst	4,686	B	5,695	3.00	3.00
		1825_C	Principal Administrative Analyst II	5,940	B	7,224	1.00	1.00
		1842_C	Management Assistant	3,703	B	4,498	1.00	1.00
		8434_S	Supervising Adult Probation Officer	5,107	B	6,207	15.00	15.00
		8435_C	Division Director, Adult Probation	5,176	B	6,609	4.00	4.00
		8436_C	Chief Adult Probation Officer	7,983	B	10,186	1.00	1.00
		8438_C	Chief Deputy Adult Probation Officer	5,995	B	7,652	1.00	1.00
		8444_C	Deputy Probation Officer	3,433	B	5,579	5.00	5.00
		8444_S	Deputy Probation Officer	3,433	B	5,579	23.75	23.75
		8529_C	Probation Assistant	2,775	B	3,371	14.00	14.00
		8530_P	Deputy Probation Officer (SFERS)	3,433	B	5,579	53.00	53.00
		8534_P	Supervising Adult Probation Officer (SFERS)	5,107	B	6,207	1.00	1.00
		9774_C	Senior Community Development Specialist I	4,411	B	5,361	2.00	2.00
		TEMPM_E	Temporary - Miscellaneous	5,251	B	5,251	1.58	1.58
13470	SR ADP Special Rev Fund	0923_C	Manager II	5,560	B	7,096	1.00	1.00
		1822_C	Administrative Analyst	4,019	B	4,887	1.00	1.00
		1823_C	Senior Administrative Analyst	4,686	B	5,695	1.00	1.00
		8434_S	Supervising Adult Probation Officer	5,107	B	6,207	1.00	1.00
		8444_C	Deputy Probation Officer	3,433	B	5,579	1.00	1.00

Fund	HCM Job Class	Job Class Title	Low	Type	High	2025-2026 FTE	2026-2027 FTE
	9774_C	Senior Community Development Specialist I	4,411	B	5,361	0.00	0.00
	9775_C	Senior Community Development Specialist II	5,229	B	6,357	1.00	1.00
13550 SR Public Protection-Grant	8444_S	Deputy Probation Officer	3,433	B	5,579	0.62	0.58
228886 Division Total						156.75	156.91
ADP Department Total						156.75	156.91

**Department: AIR Airport Commission**

Fund	HCM Job Class	Job Class Title	Low	Type	High	2025-2026 FTE	2026-2027 FTE
Division: 109662 - AIR Operations							
17960 AIR Op Annual Account Ctrl	0922_C	Manager I	5,176	B	6,609	10.00	10.00
	0923_C	Manager II	5,560	B	7,096	36.00	36.00
	0931_C	Manager III	5,995	B	7,652	12.00	12.00
	0932_C	Manager IV	6,436	B	8,212	13.00	13.00
	0933_C	Manager V	6,940	B	8,858	7.00	7.00
	0941_C	Manager VI	7,450	B	9,510	3.00	3.00
	0942_C	Manager VII	7,983	B	10,186	1.00	1.00
	0943_C	Manager VIII	9,032	B	11,524	2.00	2.00
	0953_C	Deputy Director III	7,450	B	9,510	1.00	1.00
	0955_C	Deputy Director V	9,032	B	11,524	1.00	1.00
	1053_C	IS Business Analyst-Senior	4,981	B	6,268	1.00	1.00
	1054_C	IS Business Analyst-Principal	5,769	B	7,257	1.00	1.00
	1203_C	Personnel Technician	3,357	B	4,083	2.00	2.00
	1204_C	Senior Personnel Clerk	3,203	B	3,894	4.00	4.00
	1220_C	Payroll and Personnel Clerk	3,181	B	3,866	4.00	4.00
	1222_C	Senior Payroll And Personnel Clerk	3,490	B	4,241	1.00	1.00
	1224_C	Principal Payroll And Personnel Clerk	3,848	B	4,675	2.00	2.00
	1231_C	EEO Programs Senior Specialist	5,192	B	6,310	1.00	1.00
	1232_C	Training Officer	4,231	B	5,144	4.00	4.00
	1241_C	Human Resources Analyst	3,674	B	5,410	9.00	9.00
	1244_C	Senior Human Resources Analyst	5,195	B	6,310	22.00	22.00
	1246_C	Principal Human Resources Analyst	5,867	B	7,131	4.00	4.00
	1250_C	Recruiter	4,900	B	5,954	1.00	1.00
	1304_C	Customer Service Representative	3,390	B	4,122	13.00	13.00
	1306_C	Customer Service Supervisor	3,840	B	4,666	2.00	2.00
	1314_C	Public Relations Officer	4,423	B	5,377	1.00	1.00
	1406_C	Senior Clerk	2,579	B	3,800	9.00	9.00
	1426_C	Senior Clerk Typist	2,838	B	3,800	1.00	1.00
	1444_C	Secretary I	2,702	B	3,285	4.00	4.00
	1446_C	Secretary II	3,127	B	3,800	4.00	4.00
	1450_C	Executive Secretary I	3,403	B	4,139	7.00	7.00
	1452_C	Executive Secretary II	3,744	B	4,553	1.00	1.00
	1820_C	Junior Administrative Analyst	3,056	B	3,716	3.00	3.00
	1822_C	Administrative Analyst	4,019	B	4,887	5.00	5.00
	1823_C	Senior Administrative Analyst	4,686	B	5,695	8.00	8.00
	1824_C	Principal Administrative Analyst	5,425	B	6,595	7.00	7.00
	1825_C	Principal Administrative Analyst II	5,940	B	7,224	2.00	2.00
	1827_C	Administrative Services Manager	4,734	B	5,756	1.00	1.00
	1840_C	Junior Management Assistant	3,259	B	3,963	2.00	2.00
	1842_C	Management Assistant	3,703	B	4,498	8.00	8.00
	1844_C	Senior Management Assistant	4,241	B	5,156	21.00	21.00
	1929_C	Parts Storekeeper	3,056	B	3,716	4.00	4.00

Fund	HCM Job Class	Job Class Title	Low	Type	High	2025-2026 FTE	2026-2027 FTE
	1931_C	Senior Parts Storekeeper	3,321	B	4,041	2.00	2.00
	1934_C	Storekeeper	2,722	B	3,306	3.00	3.00
	1942_C	Assistant Materials Coordinator	4,573	B	5,560	2.00	2.00
	2486_C	Chemist	3,894	B	5,481	4.00	4.00
	2487_C	Chemist III	5,481	B	6,663	1.00	1.00
	2488_C	Supervising Chemist	5,892	B	7,163	1.00	1.00
	2586_C	Health Worker II	2,823	B	3,431	1.00	1.00
	2593_C	Health Program Coordinator III	4,666	B	5,672	1.00	1.00
	2618_C	Food Service Supervisor	2,913	B	3,537	3.00	3.00
	2706_C	Housekeeper/Food Service Cleaner	2,351	B	2,856	54.00	54.00
	2708_C	Custodian	2,599	B	3,157	459.00	459.00
	2716_C	Custodial Assistant Supervisor	2,856	B	3,473	19.00	19.00
	2718_C	Custodial Supervisor	3,151	B	3,828	8.00	8.00
	2719_C	Janitorial Services Assistant Supervisor	3,412	B	4,150	5.00	5.00
	3417_C	Gardener	3,034	B	3,692	17.00	17.00
	3422_C	Park Section Supervisor	3,765	B	4,574	3.00	3.00
	3424_C	Integrated Pest Management Specialist	3,692	B	4,486	5.00	5.00
	3522_C	Senior Museum Preparator	2,897	B	3,524	6.00	6.00
	3524_C	Principal Museum Preparator	3,456	B	4,200	1.00	1.00
	3542_C	Curator II	3,607	B	4,388	2.00	2.00
	3544_C	Curator III	3,968	B	4,827	8.00	8.00
	3546_C	Curator IV	4,789	B	5,821	6.00	6.00
	3554_C	Associate Museum Registrar	2,722	B	3,306	1.00	1.00
	3556_C	Museum Registrar	3,163	B	3,848	3.00	3.00
	3558_C	Senior Museum Registrar	3,807	B	4,630	2.00	2.00
	5130_C	Sewage Treatment Plant Superintendent	6,310	B	7,673	1.00	1.00
	5177_C	Safety Officer	6,012	B	7,307	1.00	1.00
	5207_C	Associate Engineer	5,748	B	6,988	2.00	2.00
	5241_C	Engineer	6,531	B	7,939	1.00	1.00
	5265_C	Architectural Associate I	4,848	B	5,891	1.00	1.00
	5290_C	Transportation Planner IV	5,784	B	7,027	4.00	4.00
	5303_C	Supervisor, Traffic And Street Signs	4,465	B	5,425	1.00	1.00
	5502_C	Project Manager I	7,324	B	7,324	1.00	1.00
	5620_C	Regulatory Specialist	4,878	B	5,928	1.00	1.00
	5638_C	Environmental Assistant	3,332	B	4,049	1.00	1.00
	5640_C	Environmental Specialist	4,049	B	4,920	1.00	1.00
	5642_C	Senior Environmental Specialist	4,710	B	5,726	1.00	1.00
	6115_C	Wastewater Control Inspector	4,423	B	5,377	2.00	2.00
	6116_C	Supervising Wastewater Control Inspector	5,344	B	6,496	1.00	1.00
	6130_C	Safety Analyst	5,453	B	6,628	1.00	1.00
	6137_C	Assistant Industrial Hygienist	4,110	B	4,994	1.00	1.00
	6138_C	Industrial Hygienist	5,453	B	6,628	2.00	2.00
	6139_C	Senior Industrial Hygienist	6,012	B	7,307	1.00	1.00
	6235_C	Heating And Ventilating Inspector	5,280	B	6,419	2.00	2.00

Fund	HCM Job Class	Job Class Title	Low	Type	High	2025-2026 FTE	2026-2027 FTE
	6242_C	Plumbing Inspector	5,276	B	6,415	3.00	3.00
	6248_C	Electrical Inspector	5,280	B	6,419	2.00	2.00
	6249_C	Senior Electrical Inspector	5,826	B	7,077	1.00	1.00
	6331_C	Building Inspector	5,280	B	6,419	4.00	4.00
	6333_C	Senior Building Inspector	5,826	B	7,077	3.00	3.00
	7108_C	Heavy Equipment Operations Assistant Supervisor	4,789	B	5,821	1.00	1.00
	7205_C	Chief Stationary Engineer	6,264	B	6,264	3.00	3.00
	7208_C	Heavy Equipment Operations Supervisor	5,029	B	6,113	2.00	2.00
	7213_C	Plumber Supervisor I	5,310	B	6,452	4.00	4.00
	7215_C	General Laborer Supervisor I	3,312	B	4,024	5.00	5.00
	7219_C	Maintenance Scheduler	3,490	B	4,241	2.00	2.00
	7220_C	Asphalt Finisher Supervisor I	4,213	B	5,119	1.00	1.00
	7226_C	Carpenter Supervisor I	5,006	B	6,085	2.00	2.00
	7236_C	Locksmith Supervisor I	5,006	B	6,085	1.00	1.00
	7238_C	Electrician Supervisor I	5,267	B	6,404	4.00	4.00
	7239_C	Plumber Supervisor II	5,854	B	7,114	1.00	1.00
	7242_C	Painter Supervisor I	4,388	B	5,330	3.00	3.00
	7247_C	Sheet Metal Worker Supervisor II	5,659	B	6,882	1.00	1.00
	7252_C	Chief Stationary Engineer, Sewage Plant	6,656	B	6,656	2.00	2.00
	7254_C	Automotive Machinist Supervisor I	6,048	B	6,048	2.00	2.00
	7262_C	Maintenance Planner	6,283	B	6,283	7.00	7.00
	7268_C	Window Cleaner Supervisor	3,858	B	4,686	1.00	1.00
	7272_C	Carpenter Supervisor II	5,519	B	6,709	1.00	1.00
	7278_C	Painter Supervisor II	4,607	B	5,595	1.00	1.00
	7282_C	Street Repair Supervisor II	4,655	B	5,659	1.00	1.00
	7287_C	Supervising Electronic Maintenance Technician	5,973	B	7,257	1.00	1.00
	7306_C	Automotive Body And Fender Worker	4,654	B	4,654	1.00	1.00
	7309_C	Car And Auto Painter	4,654	B	4,654	1.00	1.00
	7311_C	Cement Mason	3,524	B	4,286	2.00	2.00
	7313_C	Automotive Machinist	4,743	B	4,743	0.00	0.00
	7315_C	Automotive Machinist Assistant Supervisor	5,490	B	5,490	4.00	4.00
	7316_C	Water Service Inspector	4,765	B	5,791	4.00	4.00
	7317_C	Senior Water Service Inspector	5,519	B	6,706	1.00	1.00
	7318_C	Electronic Maintenance Technician	5,161	B	6,270	28.00	28.00
	7323_C	Heavy Duty Mechanic	4,932	B	4,932	10.00	10.00
	7328_C	Operating Engineer, Universal	4,336	B	5,270	6.00	6.00
	7329_C	Electronic Maintenance Technician Asst Supervisor	5,574	B	6,776	3.00	3.00
	7334_C	Stationary Engineer	4,938	B	4,938	48.00	48.00
	7335_C	Senior Stationary Engineer	5,596	B	5,596	9.00	9.00
	7336_C	Electronic Instrumentation Tech Wtr Pollution Ctrl	5,043	B	6,129	2.00	2.00
	7338_C	Electrical Line Worker	5,595	B	5,595	1.00	1.00
	7342_C	Locksmith	4,057	B	4,932	4.00	4.00

Fund	HCM Job Class	Job Class Title	Low	Type	High	2025-2026 FTE	2026-2027 FTE
	7344_C	Carpenter	4,057	B	4,932	16.00	16.00
	7345_C	Electrician	4,686	B	5,693	26.00	26.00
	7346_C	Painter	3,663	B	4,451	35.00	35.00
	7347_C	Plumber	4,720	B	5,739	26.00	26.00
	7348_C	Steamfitter	4,720	B	5,739	7.00	7.00
	7349_C	Steamfitter Supervisor I	5,310	B	6,452	1.00	1.00
	7355_C	Truck Driver	3,595	B	4,576	19.00	19.00
	7360_C	Pipe Welder	4,720	B	5,739	2.00	2.00
	7362_C	Communications Systems Technician	5,177	B	6,294	2.00	2.00
	7368_C	Senior Communications Systems Technician	5,995	B	7,286	1.00	1.00
	7372_C	Stationary Engineer, Sewage Plant	5,249	B	5,249	22.00	22.00
	7373_C	Senior Stationary Engineer, Sewage Plant	5,942	B	5,942	3.00	3.00
	7376_C	Sheet Metal Worker	4,655	B	5,659	12.00	12.00
	7378_C	Tile Setter	3,663	B	4,451	1.00	1.00
	7381_C	Automotive Mechanic	4,558	B	4,558	9.00	9.00
	7392_C	Window Cleaner	3,506	B	4,261	18.00	18.00
	7404_C	Asphalt Finisher	3,096	B	3,763	3.00	3.00
	7410_C	Automotive Service Worker	3,022	B	3,671	6.00	6.00
	7441_C	Tool Room Mechanic And Custodian	2,396	B	2,913	1.00	1.00
	7457_C	Sign Worker	3,110	B	3,781	7.00	7.00
	7502_C	Asphalt Worker	2,991	B	3,640	2.00	2.00
	7510_C	Lighting Fixture Maintenance Worker	2,592	B	3,151	4.00	4.00
	7514_C	General Laborer	2,933	B	3,566	28.00	28.00
	8139_C	Industrial Injury Investigator	3,537	B	4,301	1.00	1.00
	9144_C	Investigator, Taxi and Accessible Services	4,273	B	5,192	8.00	8.00
	9202_C	Airport Communications Dispatcher	3,866	B	4,697	26.00	26.00
	9203_C	Senior Airport Communications Dispatcher	4,261	B	5,177	7.00	7.00
	9204_C	Airport Communications Supervisor	4,586	B	5,576	7.00	7.00
	9212_C	Airport Safety Officer	4,083	B	4,963	20.00	20.00
	9213_C	Airfield Safety Officer	4,390	B	5,334	51.00	51.00
	9220_C	Aviation Security Operations Supervisor	4,789	B	5,821	9.00	9.00
	9221_C	Airport Operations Supervisor	5,269	B	6,402	17.00	17.00
	9230_C	Airport Custodial Services Supervisor	3,573	B	4,347	6.00	6.00
	9232_C	Airport Mechanical Maintenance Supervisor	7,483	B	7,483	1.00	1.00
	9234_C	Airport Security ID Technician	2,838	B	3,445	20.00	20.00
	9236_C	Airport Ground Transportation Technician	2,838	B	3,445	5.00	5.00
	9240_C	Airport Electrician	5,176	B	6,292	19.00	19.00
	9241_C	Airport Electrician Supervisor	5,749	B	6,992	3.00	3.00
	9242_C	Head Airport Electrician	6,480	B	7,875	1.00	1.00
	9247_C	Airport Emergency Planning Coordinator	4,475	B	5,436	4.00	4.00
	9255_C	Airport Economic Planner	5,756	B	6,994	3.00	3.00
	9345_C	Sheet Metal Supervisor I	5,208	B	6,332	3.00	3.00
	9704_C	Employment & Training Specialist III	3,848	B	4,675	2.00	2.00



Fund	HCM Job Class	Job Class Title	Low	Type	High	2025-2026 FTE	2026-2027 FTE
	9708_C	Employment & Training Specialist VI	5,544	B	6,738	2.00	2.00
	9774_C	Senior Community Development Specialist I	4,411	B	5,361	1.00	1.00
	9910_C	Public Service Trainee		B		2.00	2.00
	TEMPM_E	Temporary - Miscellaneous	5,251	B	5,251	32.15	32.15
<b>109662 Division Total</b>						<b>1,572.15</b>	<b>1,572.15</b>

## Division: 109666 - AIR Airport Director

17960 AIR Op Annual Account Ctrl	0922_C	Manager I	5,176	B	6,609	1.00	1.00
	0955_C	Deputy Director V	9,032	B	11,524	1.00	1.00
	0965_C	Department Head V	12,101	B	15,443	1.00	1.00
	1406_C	Senior Clerk	2,579	B	3,800	2.00	2.00
	1444_C	Secretary I	2,702	B	3,285	1.00	1.00
	1446_C	Secretary II	3,127	B	3,800	3.00	3.00
	1452_C	Executive Secretary II	3,744	B	4,553	3.00	3.00
	1454_C	Executive Secretary III	4,069	B	4,945	1.00	1.00
	1844_C	Senior Management Assistant	4,241	B	5,156	1.00	1.00
	TEMPM_E	Temporary - Miscellaneous	5,251	B	5,251	1.29	1.29
<b>109666 Division Total</b>						<b>15.29</b>	<b>15.29</b>

## Division: 109670 - AIR Office of General Counsel

17960 AIR Op Annual Account Ctrl	1822_C	Administrative Analyst	4,019	B	4,887	1.00	1.00
	8152_C	Senior Claims Investigator, City Attorney's Office	5,320	B	6,468	1.00	1.00
<b>109670 Division Total</b>						<b>2.00</b>	<b>2.00</b>

## Division: 109671 - AIR Commission Secretary

17960 AIR Op Annual Account Ctrl	0114_E	Board/Commission Member, Group V		B		0.10	0.10
	0922_C	Manager I	5,176	B	6,609	1.00	1.00
	1404_C	Clerk	2,486	B	3,022	2.00	2.00
	1452_C	Executive Secretary II	3,744	B	4,553	1.00	1.00
<b>109671 Division Total</b>						<b>4.10</b>	<b>4.10</b>

## Division: 109711 - AIR Design &amp; Construction

17960 AIR Op Annual Account Ctrl	0932_C	Manager IV	6,436	B	8,212	1.00	1.00
	1054_C	IS Business Analyst-Principal	5,769	B	7,257	1.00	1.00
	1092_C	IT Operations Support Administrator II	3,347	B	4,150	1.00	1.00
	1093_C	IT Operations Support Administrator III	4,068	B	5,044	1.00	1.00
	1823_C	Senior Administrative Analyst	4,686	B	5,695	1.00	1.00
	5120_C	Architectural Administrator	7,077	B	8,602	1.00	1.00
	5207_C	Associate Engineer	5,748	B	6,988	48.00	48.00
	5211_C	Engineer/Architect/Landscape Architect Senior	7,562	B	9,188	4.00	4.00
	5212_C	Engineer/Architect Principal	8,776	B	10,667	1.00	1.00
	5216_C	Chief Surveyor	5,809	B	7,062	1.00	1.00
	5241_C	Engineer	6,531	B	7,939	31.00	31.00

Fund	HCM Job Class	Job Class Title	Low	Type	High	2025-2026	2026-2027
						FTE	FTE
18000 AIR Overhead OHF	5261_C	Architectural/Landscape Architectural Assistant II	4,292	B	5,217	8.00	8.00
	5265_C	Architectural Associate I	4,848	B	5,891	5.00	5.00
	5266_C	Architectural Associate II	5,749	B	6,988	7.00	7.00
	5268_C	Architect	6,529	B	7,940	6.00	6.00
	5272_C	Landscape Architectural Associate II	5,749	B	6,988	2.00	2.00
	5305_C	Materials Testing Technician	3,412	B	4,150	2.00	2.00
	5310_C	Survey Assistant I	3,499	B	4,255	2.00	2.00
	5312_C	Survey Assistant II	3,933	B	4,781	2.00	2.00
	5314_C	Survey Associate	4,531	B	5,509	2.00	2.00
	5362_C	Engineering Assistant	3,445	B	4,190	2.00	2.00
	5364_C	Engineering Associate I	3,819	B	4,642	3.00	3.00
	5366_C	Engineering Associate II	4,423	B	5,377	5.00	5.00
	5502_C	Project Manager I	7,324	B	7,324	2.00	2.00
	5504_C	Project Manager II	8,475	B	8,475	9.00	9.00
	5506_C	Project Manager III	10,288	B	10,288	4.00	4.00
	5508_C	Project Manager IV	11,472	B	11,472	3.00	3.00
	6318_C	Construction Inspector	4,666	B	5,672	11.00	11.00
	6319_C	Senior Contruction Inspector	5,144	B	6,253	5.00	5.00
	6335_C	Disability Access Coordinator	7,096	B	8,625	1.00	1.00
	9255_C	Airport Economic Planner	5,756	B	6,994	1.00	1.00
	TEMPM_E	Temporary - Miscellaneous	5,251	B	5,251	5.11	5.11
	0932_C	Manager IV	6,436	B	8,212	1.00	1.00
	0954_C	Deputy Director IV	8,483	B	10,823	1.00	1.00
	0955_C	Deputy Director V	9,032	B	11,524	1.00	1.00
	1070_C	IS Project Director	6,359	B	7,999	1.00	1.00
	1406_C	Senior Clerk	2,579	B	3,800	1.00	1.00
	1446_C	Secretary II	3,127	B	3,800	2.00	2.00
	1450_C	Executive Secretary I	3,403	B	4,139	2.00	2.00
	1820_C	Junior Administrative Analyst	3,056	B	3,716	2.00	2.00
	1822_C	Administrative Analyst	4,019	B	4,887	3.00	3.00
	1823_C	Senior Administrative Analyst	4,686	B	5,695	4.00	4.00
	1824_C	Principal Administrative Analyst	5,425	B	6,595	2.00	2.00
	1825_C	Principal Administrative Analyst II	5,940	B	7,224	1.00	1.00
	1844_C	Senior Management Assistant	4,241	B	5,156	1.00	1.00
	5174_C	Administrative Engineer	7,022	B	8,538	2.00	2.00
	5211_C	Engineer/Architect/Landscape Architect Senior	7,562	B	9,188	6.00	6.00
	5212_C	Engineer/Architect Principal	8,776	B	10,667	3.00	3.00
	5272_C	Landscape Architectural Associate II	5,749	B	6,988	1.00	1.00
	5504_C	Project Manager II	8,475	B	8,475	1.00	1.00
	6318_C	Construction Inspector	4,666	B	5,672	1.00	1.00
	TEMPM_E	Temporary - Miscellaneous	5,251	B	5,251	2.06	2.06
109711 Division Total						216.17	216.17

Fund	HCM Job Class	Job Class Title	Low	Type	High	2025-2026 FTE	2026-2027 FTE
Division: 210702 - AIR Information Tech & Telecom							
17960	AIR Op Annual Account Ctrl	0932_C Manager IV	6,436	B	8,212	1.00	1.00
		0933_C Manager V	6,940	B	8,858	1.00	1.00
		0941_C Manager VI	7,450	B	9,510	8.00	8.00
		0955_C Deputy Director V	9,032	B	11,524	1.00	1.00
		1041_C IS Engineer-Assistant	4,817	B	6,058	6.00	6.00
		1042_C IS Engineer-Journey	5,334	B	6,709	19.00	19.00
		1043_C IS Engineer-Senior	5,911	B	7,438	25.00	25.00
		1044_C IS Engineer-Principal	6,359	B	7,999	17.00	17.00
		1052_C IS Business Analyst	4,303	B	5,413	2.00	2.00
		1053_C IS Business Analyst-Senior	4,981	B	6,268	5.00	5.00
		1054_C IS Business Analyst-Principal	5,769	B	7,257	16.00	16.00
		1070_C IS Project Director	6,359	B	7,999	27.00	27.00
		1093_C IT Operations Support Administrator III	4,068	B	5,044	4.00	4.00
		1094_C IT Operations Support Administrator IV	4,949	B	6,131	3.00	3.00
		1406_C Senior Clerk	2,579	B	3,800	1.00	1.00
		1446_C Secretary II	3,127	B	3,800	2.00	2.00
		1452_C Executive Secretary II	3,744	B	4,553	1.00	1.00
		7308_C Cable Splicer	4,816	B	5,855	6.00	6.00
		TEMPM_E Temporary - Miscellaneous	5,251	B	5,251	5.15	5.15
<b>210702 Division Total</b>						<b>150.15</b>	<b>150.15</b>

## Division: 210840 - AIR Resilience &amp; Sustainability

17960	AIR Op Annual Account Ctrl	0922_C Manager I	5,176	B	6,609	1.00	1.00
		0931_C Manager III	5,995	B	7,652	1.00	1.00
		0932_C Manager IV	6,436	B	8,212	1.00	1.00
		0941_C Manager VI	7,450	B	9,510	1.00	1.00
		1043_C IS Engineer-Senior	5,911	B	7,438	1.00	1.00
		1044_C IS Engineer-Principal	6,359	B	7,999	1.00	1.00
		1052_C IS Business Analyst	4,303	B	5,413	2.00	2.00
		1053_C IS Business Analyst-Senior	4,981	B	6,268	1.00	1.00
		1054_C IS Business Analyst-Principal	5,769	B	7,257	1.00	1.00
		1406_C Senior Clerk	2,579	B	3,800	0.50	0.50
		1822_C Administrative Analyst	4,019	B	4,887	1.00	1.00
		1823_C Senior Administrative Analyst	4,686	B	5,695	1.00	1.00
		1824_C Principal Administrative Analyst	5,425	B	6,595	1.00	1.00
		1844_C Senior Management Assistant	4,241	B	5,156	1.00	1.00
		5209_C Industrial Engineer	5,642	B	6,857	1.00	1.00
		5211_C Engineer/Architect/Landscape Architect Senior	7,562	B	9,188	2.00	2.00
		5261_C Architectural/Landscape Architectural Assistant II	4,292	B	5,217	1.00	1.00
		5264_C Airport Noise Abatement Specialist	3,763	B	4,573	2.00	2.00
		5266_C Architectural Associate II	5,749	B	6,988	1.00	1.00
		5278_C Planner II	4,110	B	4,994	2.00	2.00

Fund	HCM Job Class	Job Class Title	Low	Type	High	2025-2026 FTE	2026-2027 FTE
18000 AIR Overhead OHF	5283_C	Planner V	6,862	B	8,339	2.00	2.00
	5291_C	Planner III	4,878	B	5,928	2.00	2.00
	5293_C	Planner IV	5,784	B	7,027	5.00	5.00
	5299_C	Planner IV-Environmental Review	5,784	B	7,027	1.00	1.00
	5364_C	Engineering Associate I	3,819	B	4,642	1.00	1.00
	5366_C	Engineering Associate II	4,423	B	5,377	1.00	1.00
	5601_C	Utility Analyst	3,180	B	4,932	1.00	1.00
	5644_C	Principal Environmental Specialist	5,377	B	6,534	1.00	1.00
	TEMPM_E	Temporary - Miscellaneous	5,251	B	5,251	0.74	0.74
	0941_C	Manager VI	7,450	B	9,510	1.00	1.00
	0942_C	Manager VII	7,983	B	10,186	1.00	1.00
	1450_C	Executive Secretary I	3,403	B	4,139	1.00	1.00
<b>210840 Division Total</b>						<b>41.24</b>	<b>41.24</b>

## Division: 210841 - AIR Finance &amp; Commercial

17960 AIR Op Annual Account Ctrl	0923_C	Manager II	5,560	B	7,096	2.00	2.00
	0931_C	Manager III	5,995	B	7,652	10.00	10.00
	0932_C	Manager IV	6,436	B	8,212	2.00	2.00
	0933_C	Manager V	6,940	B	8,858	5.00	5.00
	0941_C	Manager VI	7,450	B	9,510	5.00	5.00
	0942_C	Manager VII	7,983	B	10,186	2.00	2.00
	0943_C	Manager VIII	9,032	B	11,524	1.00	1.00
	0955_C	Deputy Director V	9,032	B	11,524	2.00	2.00
	1053_C	IS Business Analyst-Senior	4,981	B	6,268	1.00	1.00
	1446_C	Secretary II	3,127	B	3,800	5.00	5.00
	1450_C	Executive Secretary I	3,403	B	4,139	4.00	4.00
	1632_C	Senior Account Clerk	3,090	B	3,753	4.00	4.00
	1634_C	Principal Account Clerk	3,490	B	4,241	2.00	2.00
	1652_C	Accountant II	3,874	B	4,706	3.00	3.00
	1654_C	Accountant III	4,686	B	5,695	15.00	15.00
	1657_C	Accountant IV	5,423	B	6,590	15.00	15.00
	1670_C	Financial Systems Supervisor	6,307	B	7,667	1.00	1.00
	1686_C	Auditor III	5,344	B	6,496	1.00	1.00
	1820_C	Junior Administrative Analyst	3,056	B	3,716	0.00	0.00
	1822_C	Administrative Analyst	4,019	B	4,887	7.00	7.00
	1823_C	Senior Administrative Analyst	4,686	B	5,695	15.00	15.00
	1824_C	Principal Administrative Analyst	5,425	B	6,595	13.00	13.00
	1825_C	Principal Administrative Analyst II	5,940	B	7,224	2.00	2.00
	1827_C	Administrative Services Manager	4,734	B	5,756	1.00	1.00
	1840_C	Junior Management Assistant	3,259	B	3,963	2.00	2.00
	1842_C	Management Assistant	3,703	B	4,498	2.00	2.00
	1844_C	Senior Management Assistant	4,241	B	5,156	1.00	1.00
	4308_C	Senior Collections Officer	3,445	B	4,190	2.00	2.00
	4310_C	Commercial Division Assistant Supervisor	4,002	B	4,862	1.00	1.00
	5265_C	Architectural Associate I	4,848	B	5,891	1.00	1.00

Fund	HCM Job Class	Job Class Title	Low	Type	High	2025-2026 FTE	2026-2027 FTE
	5268_C	Architect	6,529	B	7,940	1.00	1.00
	9206_C	Airport Property Specialist I	4,836	B	5,875	16.00	16.00
	9255_C	Airport Economic Planner	5,756	B	6,994	16.00	16.00
	TEMPM_E	Temporary - Miscellaneous	5,251	B	5,251	24.92	24.92
<b>210841 Division Total</b>						<b>184.92</b>	<b>184.92</b>

## Division: 228993 - AIR External Affairs

17960	AIR Op Annual Account Ctrl	0922_C	Manager I	5,176	B	6,609	1.00	1.00
		0923_C	Manager II	5,560	B	7,096	3.00	3.00
		0931_C	Manager III	5,995	B	7,652	2.00	2.00
		0932_C	Manager IV	6,436	B	8,212	1.00	1.00
		0933_C	Manager V	6,940	B	8,858	3.00	3.00
		0941_C	Manager VI	7,450	B	9,510	1.00	1.00
		0955_C	Deputy Director V	9,032	B	11,524	1.00	1.00
		1312_C	Public Information Officer	3,711	B	4,508	1.00	1.00
		1446_C	Secretary II	3,127	B	3,800	1.00	1.00
		1760_C	Offset Machine Operator	2,878	B	3,497	3.00	3.00
		1762_C	Senior Offset Machine Operator	3,014	B	3,663	1.00	1.00
		1764_C	Mail And Reproduction Service Supervisor	3,692	B	4,486	1.00	1.00
		1840_C	Junior Management Assistant	3,259	B	3,963	1.00	1.00
		1844_C	Senior Management Assistant	4,241	B	5,156	4.00	4.00
		5320_C	Illustrator And Art Designer	3,819	B	4,642	2.00	2.00
		5330_C	Graphics Supervisor	4,011	B	4,878	1.00	1.00
		9251_C	Public Relations Manager	5,866	B	7,131	2.00	2.00
		9254_C	Airport Communications Officer	4,546	B	5,526	2.00	2.00
		TEMPM_E	Temporary - Miscellaneous	5,251	B	5,251	0.04	0.04
		228993 Division Total						

## Division: 228994 - AIR General

17960	AIR Op Annual Account Ctrl	TEMPM_E	Temporary - Miscellaneous	5,251	B	5,251	0.95	0.95
228994 Division Total							0.95	0.95

<b>AIR Department Total</b>						<b>2,218.01</b>	<b>2,218.01</b>
-----------------------------	--	--	--	--	--	-----------------	-----------------

**Department: ART Arts Commission**

Fund	HCM Job Class	Job Class Title	Low	Type	High	2025-2026 FTE	2026-2027 FTE
Division: 163646 - ART Public Art & Collections							
10010	GF Annual Authority Ctrl	0922_C Manager I	5,176	B	6,609	0.50	0.50
		1840_C Junior Management Assistant	3,259	B	3,963	1.00	1.00
		1842_C Management Assistant	3,703	B	4,498	1.00	1.00
		1844_C Senior Management Assistant	4,241	B	5,156	1.00	1.00
10060	GF Work Order	0922_C Manager I	5,176	B	6,609	0.00	0.00
11740	SR Arts Com-Public Arts	0922_C Manager I	5,176	B	6,609	0.10	0.10
<b>163646 Division Total</b>						<b>3.60</b>	<b>3.60</b>
Division: 163647 - ART Street Artist Program							
11750	SR Arts Com-Strt Artist Prog	1840_C Junior Management Assistant	3,259	B	3,963	0.50	0.50
		1842_C Management Assistant	3,703	B	4,498	0.50	0.50
<b>163647 Division Total</b>						<b>1.00</b>	<b>1.00</b>
Division: 163648 - ART Municipal Galleries							
10010	GF Annual Authority Ctrl	1840_C Junior Management Assistant	3,259	B	3,963	1.00	1.00
		1842_C Management Assistant	3,703	B	4,498	1.00	1.00
		1844_C Senior Management Assistant	4,241	B	5,156	1.00	1.00
		3524_C Principal Museum Preparator	3,456	B	4,200	0.50	0.50
<b>163648 Division Total</b>						<b>3.50</b>	<b>3.50</b>
Division: 163649 - ART Civic Design							
11740	SR Arts Com-Public Arts	0951_C Deputy Director I	5,176	B	6,609	0.25	0.25
		1452_C Executive Secretary II	3,744	B	4,553	0.25	0.25
		1823_C Senior Administrative Analyst	4,686	B	5,695	1.00	1.00
		1840_C Junior Management Assistant	3,259	B	3,963	0.20	0.20
<b>163649 Division Total</b>						<b>1.70</b>	<b>1.70</b>
Division: 187644 - ART Community Investments							
10060	GF Work Order	1842_C Management Assistant	3,703	B	4,498	2.00	2.00
11802	SR Culture & Rec Hotel Tax	0922_C Manager I	5,176	B	6,609	1.00	1.00
		0951_C Deputy Director I	5,176	B	6,609	0.90	0.90
		0961_C Department Head I	6,436	B	8,212	0.75	0.75
		1312_C Public Information Officer	3,711	B	4,508	0.50	0.50
		1314_C Public Relations Officer	4,423	B	5,377	0.50	0.50
		1452_C Executive Secretary II	3,744	B	4,553	0.00	0.00
		1634_C Principal Account Clerk	3,490	B	4,241	2.00	2.00
		1657_C Accountant IV	5,423	B	6,590	0.75	0.75
		1823_C Senior Administrative Analyst	4,686	B	5,695	1.50	1.50
		1840_C Junior Management Assistant	3,259	B	3,963	1.50	1.50
		1842_C Management Assistant	3,703	B	4,498	3.00	3.00
		1844_C Senior Management Assistant	4,241	B	5,156	3.00	3.00
<b>187644 Division Total</b>						<b>17.40</b>	<b>17.40</b>

Fund		HCM Job Class	Job Class Title	Low	Type	High	2025-2026 FTE	2026-2027 FTE
Division: 229000 - ART Administration								
10000	GF Annual Account Ctrl	0951_C	Deputy Director I	5,176	B	6,609	0.50	0.50
		0961_C	Department Head I	6,436	B	8,212	0.25	0.25
		1314_C	Public Relations Officer	4,423	B	5,377	0.50	0.50
		1452_C	Executive Secretary II	3,744	B	4,553	0.75	0.75
		1657_C	Accountant IV	5,423	B	6,590	0.25	0.25
		1823_C	Senior Administrative Analyst	4,686	B	5,695	0.50	0.50
		1842_C	Management Assistant	3,703	B	4,498	1.50	1.50
		TEMPM_E	Temporary - Miscellaneous	5,251	B	5,251	0.38	0.38
10060	GF Work Order	0922_C	Manager I	5,176	B	6,609	0.40	0.40
		0951_C	Deputy Director I	5,176	B	6,609	0.35	0.35
		1312_C	Public Information Officer	3,711	B	4,508	0.50	0.50
		1634_C	Principal Account Clerk	3,490	B	4,241	1.00	1.00
		1840_C	Junior Management Assistant	3,259	B	3,963	1.80	1.80
		1842_C	Management Assistant	3,703	B	4,498	4.00	4.00
		1844_C	Senior Management Assistant	4,241	B	5,156	1.00	1.00
<b>229000 Division Total</b>							<b>13.68</b>	<b>13.68</b>
<b>ART Department Total</b>							<b>40.88</b>	<b>40.88</b>

**Department: ASR Assessor / Recorder**

Fund		HCM Job Class	Job Class Title	Low	Type	High	2025-2026 FTE	2026-2027 FTE
Division: 196644 - ASR Transactions								
10000	GF Annual Account Ctrl	0922_C	Manager I	5,176	B	6,609	1.00	1.00
		1822_C	Administrative Analyst	4,019	B	4,887	1.00	1.00
		4215_C	Assessor-Recorder Senior Office Specialist	3,274	B	4,177	9.00	9.00
		4216_C	Assessor-Recorder Operations Supervisor	4,002	B	4,862	2.00	2.00
		TEMPM_E	Temporary - Miscellaneous	5,251	B	5,251	0.01	0.01
196644 Division Total							13.01	13.01
Division: 196645 - ASR Exemptions								
10000	GF Annual Account Ctrl	4215_C	Assessor-Recorder Senior Office Specialist	3,274	B	4,177	5.00	5.00
		4216_C	Assessor-Recorder Operations Supervisor	4,002	B	4,862	1.00	1.00
		TEMPM_E	Temporary - Miscellaneous	5,251	B	5,251	0.01	0.01
196645 Division Total							6.01	6.01
Division: 196646 - ASR Public Service								
10000	GF Annual Account Ctrl	0922_C	Manager I	5,176	B	6,609	1.00	1.00
		0931_C	Manager III	5,995	B	7,652	1.00	1.00
		1820_C	Junior Administrative Analyst	3,056	B	3,716	1.00	1.00
		1822_C	Administrative Analyst	4,019	B	4,887	1.00	1.00
		4213_C	Assessor-Recorder Office Assistant	2,668	B	3,242	14.00	14.00
		4214_C	Assessor-Recorder Office Specialist	2,963	B	3,601	0.00	0.00
		4215_C	Assessor-Recorder Senior Office Specialist	3,274	B	4,177	1.00	1.00
		4216_C	Assessor-Recorder Operations Supervisor	4,002	B	4,862	2.00	2.00
		TEMPM_E	Temporary - Miscellaneous	5,251	B	5,251	0.01	0.01
196646 Division Total							21.01	21.01
Division: 210811 - ASR Standards Mapping Analysis								
10000	GF Annual Account Ctrl	0923_C	Manager II	5,560	B	7,096	2.00	2.00
		0931_C	Manager III	5,995	B	7,652	1.00	1.00
		1054_C	IS Business Analyst-Principal	5,769	B	7,257	1.00	1.00
		1820_C	Junior Administrative Analyst	3,056	B	3,716	0.00	0.00
		1822_C	Administrative Analyst	4,019	B	4,887	0.00	0.00
		1823_C	Senior Administrative Analyst	4,686	B	5,695	3.00	3.00
		1824_C	Principal Administrative Analyst	5,425	B	6,595	1.00	1.00
		1840_C	Junior Management Assistant	3,259	B	3,963	0.00	0.00
		1842_C	Management Assistant	3,703	B	4,498	1.00	1.00
		4214_C	Assessor-Recorder Office Specialist	2,963	B	3,601	1.00	1.00
		4215_C	Assessor-Recorder Senior Office Specialist	3,274	B	4,177	3.00	3.00
		4224_C	Principal Tax Auditor-Appraiser	5,344	B	6,496	1.00	1.00
		4261_C	Real Property Appraiser	3,991	B	4,850	3.00	3.00
		4265_C	Senior Real Property Appraiser	4,620	B	5,614	3.00	3.00



Fund	HCM Job Class	Job Class Title	Low	Type	High	2025-2026 FTE	2026-2027 FTE
	4267_C	Principal Real Property Appraiser	5,344	B	6,496	2.00	2.00
<b>210811 Division Total</b>						<b>22.00</b>	<b>22.00</b>

## Division: 229011 - ASR Real Property

10000 GF Annual Account Ctrl	0923_C	Manager II	5,560	B	7,096	1.50	2.00
	0931_C	Manager III	5,995	B	7,652	1.00	1.00
	0933_C	Manager V	6,940	B	8,858	1.00	1.00
	0941_C	Manager VI	7,450	B	9,510	0.00	0.00
	0953_C	Deputy Director III	7,450	B	9,510	1.00	1.00
	1042_C	IS Engineer-Journey	5,334	B	6,709	1.00	1.00
	1823_C	Senior Administrative Analyst	4,686	B	5,695	2.00	2.00
	1824_C	Principal Administrative Analyst	5,425	B	6,595	0.00	0.00
	4214_C	Assessor-Recorder Office Specialist	2,963	B	3,601	0.00	0.00
	4215_C	Assessor-Recorder Senior Office Specialist	3,274	B	4,177	0.00	0.00
	4261_C	Real Property Appraiser	3,991	B	4,850	36.42	39.00
	4265_C	Senior Real Property Appraiser	4,620	B	5,614	17.00	17.00
	4267_C	Principal Real Property Appraiser	5,344	B	6,496	10.00	10.00
	TEMPM_E	Temporary - Miscellaneous	5,251	B	5,251	0.01	0.01
10020 GF Continuing Authority Ctrl	0923_C	Manager II	5,560	B	7,096	0.50	0.00
	0931_C	Manager III	5,995	B	7,652	0.00	0.00
	0941_C	Manager VI	7,450	B	9,510	1.00	0.00
	1054_C	IS Business Analyst-Principal	5,769	B	7,257	2.00	2.00
	4222_C	Senior Tax Auditor-Appraiser	4,620	B	5,614	1.00	1.00
	4224_C	Principal Tax Auditor-Appraiser	5,344	B	6,496	1.00	1.00
	4267_C	Principal Real Property Appraiser	5,344	B	6,496	1.00	1.00
<b>229011 Division Total</b>						<b>77.43</b>	<b>79.01</b>

## Division: 229012 - ASR Personal Property

10000 GF Annual Account Ctrl	0931_C	Manager III	5,995	B	7,652	1.00	1.00
	1820_C	Junior Administrative Analyst	3,056	B	3,716	2.00	2.00
	1822_C	Administrative Analyst	4,019	B	4,887	1.00	1.00
	4215_C	Assessor-Recorder Senior Office Specialist	3,274	B	4,177	1.00	1.00
	4220_C	Tax Auditor-Appraiser	3,991	B	4,850	9.00	9.00
	4222_C	Senior Tax Auditor-Appraiser	4,620	B	5,614	7.00	7.00
	4224_C	Principal Tax Auditor-Appraiser	5,344	B	6,496	3.00	3.00
	TEMPM_E	Temporary - Miscellaneous	5,251	B	5,251	0.01	0.01
<b>229012 Division Total</b>						<b>24.01</b>	<b>24.01</b>

## Division: 229014 - ASR Administration

10000 GF Annual Account Ctrl	0922_C	Manager I	5,176	B	6,609	3.00	3.00
	0923_C	Manager II	5,560	B	7,096	1.00	1.00
	0931_C	Manager III	5,995	B	7,652	1.00	1.00
	0953_C	Deputy Director III	7,450	B	9,510	1.00	1.00
	1043_C	IS Engineer-Senior	5,911	B	7,438	0.00	1.00

Fund	HCM Job Class	Job Class Title	Low	Type	High	2025-2026	2026-2027
						FTE	FTE
	1052_C	IS Business Analyst	4,303	B	5,413	1.00	1.00
	1053_C	IS Business Analyst-Senior	4,981	B	6,268	2.00	2.00
	1054_C	IS Business Analyst-Principal	5,769	B	7,257	1.00	1.00
	1070_C	IS Project Director	6,359	B	7,999	0.00	1.00
	1071_C	IS Manager	6,676	B	9,510	1.00	1.00
	1093_C	IT Operations Support Administrator III	4,068	B	5,044	2.00	2.00
	1222_C	Senior Payroll And Personnel Clerk	3,490	B	4,241	1.00	1.00
	1244_C	Senior Human Resources Analyst	5,195	B	6,310	2.00	2.00
	1632_C	Senior Account Clerk	3,090	B	3,753	1.00	1.00
	1654_C	Accountant III	4,686	B	5,695	1.00	1.00
	1822_C	Administrative Analyst	4,019	B	4,887	2.00	2.00
	1823_C	Senior Administrative Analyst	4,686	B	5,695	0.00	0.00
	1824_C	Principal Administrative Analyst	5,425	B	6,595	1.00	1.00
	1842_C	Management Assistant	3,703	B	4,498	1.00	1.00
	1844_C	Senior Management Assistant	4,241	B	5,156	2.00	2.00
	4290_C	Assessor	9,932	B	9,932	1.00	1.00
	9252_C	Communications Specialist	4,546	B	5,526	1.00	1.00
	TEMPM_E	Temporary - Miscellaneous	5,251	B	5,251	0.11	0.11
<b>229014 Division Total</b>						<b>26.11</b>	<b>28.11</b>
Division: 229015 - ASR Recorder							
10000 GF Annual Account Ctrl	0931_C	Manager III	5,995	B	7,652	1.00	1.00
	1822_C	Administrative Analyst	4,019	B	4,887	0.00	0.00
	4213_C	Assessor-Recorder Office Assistant	2,668	B	3,242	1.00	1.00
	4215_C	Assessor-Recorder Senior Office Specialist	3,274	B	4,177	3.00	3.00
	4216_C	Assessor-Recorder Operations Supervisor	4,002	B	4,862	1.00	1.00
	TEMPM_E	Temporary - Miscellaneous	5,251	B	5,251	0.01	0.01
12610 SR State Auth Special Rev	1042_C	IS Engineer-Journey	5,334	B	6,709	0.00	0.00
	1043_C	IS Engineer-Senior	5,911	B	7,438	1.00	0.00
	1093_C	IT Operations Support Administrator III	4,068	B	5,044	0.00	0.00
	1822_C	Administrative Analyst	4,019	B	4,887	0.00	0.00
	4213_C	Assessor-Recorder Office Assistant	2,668	B	3,242	1.00	1.00
	4215_C	Assessor-Recorder Senior Office Specialist	3,274	B	4,177	6.00	6.00
12650 SR Vital & Hlth Stat Fees	4213_C	Assessor-Recorder Office Assistant	2,668	B	3,242	1.00	1.00
<b>229015 Division Total</b>						<b>15.01</b>	<b>14.01</b>
<b>ASR Department Total</b>						<b>204.59</b>	<b>207.17</b>

Department: BOA Board Of Appeals

Fund		HCM Job Class	Job Class Title	Low	Type	High	2025-2026 FTE	2026-2027 FTE
Division: 232076 - BOA Board of Appeals								
10000	GF Annual Account Ctrl	0113_E	Board/Commission Member, Group IV		B		0.10	0.10
		0961_C	Department Head I	6,436	B	8,212	1.00	1.00
		8106_C	Legal Process Clerk	2,702	B	3,285	1.00	1.00
		8173_C	Legal Assistant	3,840	B	4,666	1.00	1.00
		TEMPM_E	Temporary - Miscellaneous	5,251	B	5,251	0.43	0.43
232076 Division Total							3.53	3.53
BOA Department Total							3.53	3.53

**Department: BOS Board Of Supervisors**

Fund	HCM Job Class	Job Class Title	Low	Type	High	2025-2026 FTE	2026-2027 FTE
Division: 207666 - BOS Youth Commission							
10000	GF Annual Account Ctrl	0114_E Board/Commission Member, Group V		B		0.10	0.10
		1820_C Junior Administrative Analyst	3,056	B	3,716	2.00	2.00
		1822_C Administrative Analyst	4,019	B	4,887	1.00	1.00
<b>207666 Division Total</b>						<b>3.10</b>	<b>3.10</b>

## Division: 207667 - BOS Sunshine Ord Task Force

10000	GF Annual Account Ctrl	1492_C Assistant Clerk, Board of Supervisors	4,666	B	5,672	1.00	1.00
<b>207667 Division Total</b>						<b>1.00</b>	<b>1.00</b>

## Division: 229018 - BOS Clerk Of The Board

10000	GF Annual Account Ctrl	0922_C Manager I	5,176	B	6,609	1.00	1.00
		0931_C Manager III	5,995	B	7,652	1.00	1.00
		0952_C Deputy Director II	5,995	B	7,652	3.00	3.00
		0963_C Department Head III	8,483	B	10,823	1.00	1.00
		1053_C IS Business Analyst-Senior	4,981	B	6,268	1.00	1.00
		1063_C IS Programmer Analyst-Senior	4,736	B	5,960	1.00	1.00
		1093_C IT Operations Support Administrator III	4,068	B	5,044	1.00	1.00
		1094_C IT Operations Support Administrator IV	4,949	B	6,131	2.00	2.00
		1222_C Senior Payroll And Personnel Clerk	3,490	B	4,241	1.00	1.00
		1246_C Principal Human Resources Analyst	5,867	B	7,131	1.00	1.00
		1406_C Senior Clerk	2,579	B	3,800	1.00	1.00
		1426_C Senior Clerk Typist	2,838	B	3,800	2.00	2.00
		1492_C Assistant Clerk, Board of Supervisors	4,666	B	5,672	6.00	6.00
		1654_C Accountant III	4,686	B	5,695	1.00	1.00
		1823_C Senior Administrative Analyst	4,686	B	5,695	1.00	1.00
		1840_C Junior Management Assistant	3,259	B	3,963	1.00	1.00
		8118_C Legislative Clerk	3,763	B	4,573	3.00	3.00
		TEMPM_E Temporary - Miscellaneous	5,251	B	5,251	0.22	0.22
<b>229018 Division Total</b>						<b>28.22</b>	<b>28.22</b>

## Division: 229019 - BOS Assessment Appeals Board

10000	GF Annual Account Ctrl	0115_E Board/Commission Member, Group VI		B		0.10	0.10
		0922_C Manager I	5,176	B	6,609	1.00	1.00
		1406_C Senior Clerk	2,579	B	3,800	1.00	1.00
		1426_C Senior Clerk Typist	2,838	B	3,800	1.00	1.00
		1823_C Senior Administrative Analyst	4,686	B	5,695	1.00	1.00
		1840_C Junior Management Assistant	3,259	B	3,963	1.00	1.00
		TEMPM_E Temporary - Miscellaneous	5,251	B	5,251	1.06	1.06
<b>229019 Division Total</b>						<b>6.16</b>	<b>6.16</b>

## Division: 229020 - BOS Supervisors

10000	GF Annual Account Ctrl	0720_C Member, Board of Supervisors	6,687	B	6,687	11.00	11.00
		1835_C Legislative Assistant	4,757	B	5,784	44.00	44.00

Fund		HCM Job Class	Job Class Title	Low	Type	High	2025-2026 FTE	2026-2027 FTE
		TEMPM_E	Temporary - Miscellaneous	5,251	B	5,251	0.40	0.40
229020 Division Total							55.40	55.40
Division: 232591 - BOS Local Agency Formation Comm								
10020	GF Continuing Authority Ctrl	0115_E	Board/Commission Member, Group VI		B		0.10	0.10
		1823_C	Senior Administrative Analyst	4,686	B	5,695	1.00	1.00
		9775_C	Senior Community Development Specialist II	5,229	B	6,357	1.00	1.00
232591 Division Total							2.10	2.10
BOS Department Total							95.98	95.98

**Department: CAT City Attorney**

Fund	HCM Job Class	Job Class Title	Low	Type	High	2025-2026 FTE	2026-2027 FTE
Division: 229042 - CAT City Attorney							
10000 GF Annual Account Ctrl	0922_C	Manager I	5,176	B	6,609	1.00	1.00
	0931_C	Manager III	5,995	B	7,652	3.00	3.00
	0932_C	Manager IV	6,436	B	8,212	2.00	2.00
	0941_C	Manager VI	7,450	B	9,510	1.00	1.00
	1032_C	IS Trainer-Journey	4,027	B	4,900	1.00	1.00
	1041_C	IS Engineer-Assistant	4,817	B	6,058	1.00	1.00
	1043_C	IS Engineer-Senior	5,911	B	7,438	1.00	1.00
	1071_C	IS Manager	6,676	B	9,510	1.00	1.00
	1093_C	IT Operations Support Administrator III	4,068	B	5,044	1.00	1.00
	1094_C	IT Operations Support Administrator IV	4,949	B	6,131	1.00	1.00
	1095_C	IT Operations Support Administrator V	5,322	B	6,598	1.00	1.00
	1222_C	Senior Payroll And Personnel Clerk	3,490	B	4,241	1.00	1.00
	1224_C	Principal Payroll And Personnel Clerk	3,848	B	4,675	1.00	1.00
	1241_C	Human Resources Analyst	3,674	B	5,410	1.00	1.00
	1244_C	Senior Human Resources Analyst	5,195	B	6,310	1.00	1.00
	1246_C	Principal Human Resources Analyst	5,867	B	7,131	1.00	1.00
	1406_C	Senior Clerk	2,579	B	3,800	3.00	3.00
	1408_C	Principal Clerk	3,403	B	4,139	1.00	1.00
	1424_C	Clerk Typist	2,585	B	3,800	1.00	1.00
	1426_C	Senior Clerk Typist	2,838	B	3,800	2.00	2.00
	1458_C	Legal Secretary I	3,630	B	4,411	39.80	40.00
	1460_C	Legal Secretary II	3,905	B	4,745	11.00	11.00
	1474_C	Claims Process Clerk	2,933	B	3,566	1.00	1.00
	1522_C	Confidential Secretary To City Attorney	4,357	B	5,295	1.00	1.00
	1632_C	Senior Account Clerk	3,090	B	3,753	5.00	5.00
	1634_C	Principal Account Clerk	3,490	B	4,241	1.00	1.00
	1654_C	Accountant III	4,686	B	5,695	1.00	1.00
	1824_C	Principal Administrative Analyst	5,425	B	6,595	1.00	1.00
	1840_C	Junior Management Assistant	3,259	B	3,963	1.00	1.00
	3616_C	Library Technical Assistant I	3,370	B	4,096	1.00	1.00
	8113_C	Court Clerk	4,098	B	4,980	1.00	1.00
	8151_C	Claims Investigator, City Attorney's Office	4,828	B	5,866	33.60	33.60
	8152_C	Senior Claims Investigator, City Attorney's Office	5,320	B	6,468	5.00	5.00
	8173_C	Legal Assistant	3,840	B	4,666	4.00	4.00
	8175_C	Law Fellow	5,302	B	5,596	2.00	2.00
	8177_C	Attorney (Civil/Criminal)	5,890	B	10,320	147.60	148.00
	8181_C	Assistant Chief Attorney I	9,577	B	11,641	17.00	17.00
	8182_C	Head Attorney, Civil And Criminal	9,122	B	11,086	21.00	21.00
	8183_C	Assistant Chief Attorney II	10,056	B	12,221	4.00	4.00
	8193_C	Chief Attorney I (Civil & Criminal)	10,161	B	12,353	2.00	2.00
	8197_C	City Attorney	12,428	B	12,428	1.00	1.00

Fund		HCM Job Class	Job Class Title	Low	Type	High	2025-2026 FTE	2026-2027 FTE
10020 GF Continuing Authority Ctrl	13490 SR City Attorney-Special Rev	9155_C	Claims Investigator	4,850	B	5,893	6.80	7.00
		9156_C	Senior Claims Investigator	5,344	B	6,496	1.00	1.00
		9157_C	Claims Adjuster	5,344	B	6,496	6.00	6.00
		AB44_C	Confidential Chief Attorney II, (Civil & Criminal)	10,670	B	12,972	3.00	3.00
		TEMPM_E	Temporary - Miscellaneous	5,251	B	5,251	1.47	1.47
		8177_C	Attorney (Civil/Criminal)	5,890	B	10,320	4.40	5.00
		1458_C	Legal Secretary I	3,630	B	4,411	2.00	2.00
		8173_C	Legal Assistant	3,840	B	4,666	3.00	3.00
		8177_C	Attorney (Civil/Criminal)	5,890	B	10,320	11.00	11.00
		229042 Division Total						
CAT Department Total							365.67	367.07

**Department: CHF Children; Youth & Their Families**

Fund		HCM Job Class	Job Class Title	Low	Type	High	2025-2026 FTE	2026-2027 FTE
Division: 229218 - CHF Children; Youth & Families								
10020	GF Continuing Authority Ctrl	0931_C	Manager III	5,995	B	7,652	1.00	1.00
		1824_C	Principal Administrative Analyst	5,425	B	6,595	1.00	1.00
		1844_C	Senior Management Assistant	4,241	B	5,156	1.00	1.00
		9772_C	Community Development Specialist	3,807	B	4,630	4.00	4.00
		9774_C	Senior Community Development Specialist I	4,411	B	5,361	0.00	0.00
		9775_C	Senior Community Development Specialist II	5,229	B	6,357	0.00	0.00
		TEMPM_E	Temporary - Miscellaneous	5,251	B	5,251	0.00	0.00
10060	GF Work Order	9774_C	Senior Community Development Specialist I	4,411	B	5,361	0.00	0.00
		9775_C	Senior Community Development Specialist II	5,229	B	6,357	0.00	0.00
11190	SR Children and Youth	0922_C	Manager I	5,176	B	6,609	2.00	2.00
		0923_C	Manager II	5,560	B	7,096	1.00	1.00
		0931_C	Manager III	5,995	B	7,652	2.25	2.25
		0953_C	Deputy Director III	7,450	B	9,510	2.00	2.00
		0963_C	Department Head III	8,483	B	10,823	1.00	1.00
		1052_C	IS Business Analyst	4,303	B	5,413	0.00	0.00
		1054_C	IS Business Analyst-Principal	5,769	B	7,257	0.00	0.00
		1224_C	Principal Payroll And Personnel Clerk	3,848	B	4,675	1.00	1.00
		1402_C	Junior Clerk	2,284	B	2,775	1.00	1.00
		1634_C	Principal Account Clerk	3,490	B	4,241	1.00	1.00
		1654_C	Accountant III	4,686	B	5,695	2.00	2.00
		1670_C	Financial Systems Supervisor	6,307	B	7,667	0.00	0.00
		1820_C	Junior Administrative Analyst	3,056	B	3,716	1.00	1.00
		1822_C	Administrative Analyst	4,019	B	4,887	3.00	3.00
		1823_C	Senior Administrative Analyst	4,686	B	5,695	9.00	9.00
		1824_C	Principal Administrative Analyst	5,425	B	6,595	4.00	4.00
		1825_C	Principal Administrative Analyst II	5,940	B	7,224	1.00	1.00
		1842_C	Management Assistant	3,703	B	4,498	2.00	2.00
		1844_C	Senior Management Assistant	4,241	B	5,156	2.00	2.00
		9770_C	Community Development Assistant	3,027	B	3,682	0.00	0.00
		9772_C	Community Development Specialist	3,807	B	4,630	3.00	3.00
		9774_C	Senior Community Development Specialist I	4,411	B	5,361	14.75	14.75
		9775_C	Senior Community Development Specialist II	5,229	B	6,357	6.00	6.00
		9920_C	Public Service Aide - Assistant To Professionals	2,112	B	2,112	1.00	1.00
		TEMPM_E	Temporary - Miscellaneous	5,251	B	5,251	7.35	7.35
13550	SR Public Protection-Grant	0922_C	Manager I	5,176	B	6,609	0.00	0.00
		0931_C	Manager III	5,995	B	7,652	0.24	0.23
		1823_C	Senior Administrative Analyst	4,686	B	5,695	0.10	0.10



Fund	HCM Job Class	Job Class Title	Low	Type	High	2025-2026 FTE	2026-2027 FTE
13720 SR Public Protection-Grant Sta	1824_C	Principal Administrative Analyst	5,425	B	6,595	0.00	0.00
	0922_C	Manager I	5,176	B	6,609	0.00	0.00
	0931_C	Manager III	5,995	B	7,652	1.51	1.52
	1823_C	Senior Administrative Analyst	4,686	B	5,695	0.90	0.90
	9774_C	Senior Community Development Specialist I	4,411	B	5,361	0.25	0.25
229218 Division Total						77.35	77.35
CHF Department Total						77.35	77.35

**Department: CON Controller**

Fund	HCM Job Class	Job Class Title	Low	Type	High	2025-2026 FTE	2026-2027 FTE
Division: 207672 - CON Budget & Analysis							
10000 GF Annual Account Ctrl	0931_C	Manager III	5,995	B	7,652	2.00	2.00
	0933_C	Manager V	6,940	B	8,858	0.00	0.00
	0953_C	Deputy Director III	7,450	B	9,510	1.00	1.00
	1632_C	Senior Account Clerk	3,090	B	3,753	1.00	1.00
	1823_C	Senior Administrative Analyst	4,686	B	5,695	5.00	5.00
	1824_C	Principal Administrative Analyst	5,425	B	6,595	1.80	2.00
	1825_C	Principal Administrative Analyst II	5,940	B	7,224	4.00	4.00
10020 GF Continuing Authority Ctrl	0931_C	Manager III	5,995	B	7,652	1.00	1.00
<b>207672 Division Total</b>						<b>15.80</b>	<b>16.00</b>
Division: 207673 - CON Economic Analysis							
10020 GF Continuing Authority Ctrl	0931_C	Manager III	5,995	B	7,652	0.00	0.00
	0933_C	Manager V	6,940	B	8,858	1.00	1.00
	1825_C	Principal Administrative Analyst II	5,940	B	7,224	1.00	1.00
<b>207673 Division Total</b>						<b>2.00</b>	<b>2.00</b>
Division: 207674 - CON Public Finance							
10020 GF Continuing Authority Ctrl	0931_C	Manager III	5,995	B	7,652	1.00	1.00
	0953_C	Deputy Director III	7,450	B	9,510	1.00	1.00
	1822_C	Administrative Analyst	4,019	B	4,887	2.00	2.00
	1824_C	Principal Administrative Analyst	5,425	B	6,595	1.00	1.00
	1825_C	Principal Administrative Analyst II	5,940	B	7,224	3.00	3.00
<b>207674 Division Total</b>						<b>8.00</b>	<b>8.00</b>
Division: 210832 - CON Refuse Rates Adm							
14000 SR Solid Waste Projects	0932_C	Manager IV	6,436	B	8,212	1.00	1.00
	1823_C	Senior Administrative Analyst	4,686	B	5,695	0.80	1.00
	1824_C	Principal Administrative Analyst	5,425	B	6,595	1.00	1.00
<b>210832 Division Total</b>						<b>2.80</b>	<b>3.00</b>
Division: 229222 - CON Administration							
10000 GF Annual Account Ctrl	0922_C	Manager I	5,176	B	6,609	1.00	1.00
	0931_C	Manager III	5,995	B	7,652	2.00	2.00
	0953_C	Deputy Director III	7,450	B	9,510	1.00	1.00
	0955_C	Deputy Director V	9,032	B	11,524	1.00	1.00
	1042_C	IS Engineer-Journey	5,334	B	6,709	1.00	1.00
	1053_C	IS Business Analyst-Senior	4,981	B	6,268	1.00	1.00
	1070_C	IS Project Director	6,359	B	7,999	1.00	1.00
	1093_C	IT Operations Support Administrator III	4,068	B	5,044	0.00	0.00
	1094_C	IT Operations Support Administrator IV	4,949	B	6,131	2.00	2.00
	1222_C	Senior Payroll And Personnel Clerk	3,490	B	4,241	1.00	1.00
	1241_C	Human Resources Analyst	3,674	B	5,410	1.00	1.00
	1244_C	Senior Human Resources Analyst	5,195	B	6,310	3.00	3.00

Fund	HCM Job Class	Job Class Title	Low	Type	High	2025-2026 FTE	2026-2027 FTE
	1574_C	Executive Assistant To The Controller	4,465	B	5,425	1.00	1.00
	1632_C	Senior Account Clerk	3,090	B	3,753	0.00	0.00
	1649_C	Accountant Intern	3,372	B	3,540	3.00	3.00
	1652_C	Accountant II	3,874	B	4,706	1.00	1.00
	1654_C	Accountant III	4,686	B	5,695	2.00	2.00
	1682_C	Controller	12,101	B	15,443	1.00	1.00
	1820_C	Junior Administrative Analyst	3,056	B	3,716	1.00	1.00
	1822_C	Administrative Analyst	4,019	B	4,887	3.00	3.00
	1823_C	Senior Administrative Analyst	4,686	B	5,695	1.00	1.00
	1824_C	Principal Administrative Analyst	5,425	B	6,595	2.00	2.00
	1825_C	Principal Administrative Analyst II	5,940	B	7,224	2.00	2.00
	1827_C	Administrative Services Manager	4,734	B	5,756	1.00	1.00
	1840_C	Junior Management Assistant	3,259	B	3,963	0.00	0.00
	1842_C	Management Assistant	3,703	B	4,498	1.00	1.00
	TEMPM_E	Temporary - Miscellaneous	5,251	B	5,251	1.17	1.17
<b>229222 Division Total</b>						<b>35.17</b>	<b>35.17</b>

## Division: 229227 - CON Accounting

10000 GF Annual Account Ctrl	0923_C	Manager II	5,560	B	7,096	0.00	0.00
	0931_C	Manager III	5,995	B	7,652	3.00	3.00
	0932_C	Manager IV	6,436	B	8,212	1.00	1.00
	0933_C	Manager V	6,940	B	8,858	1.00	1.00
	0953_C	Deputy Director III	7,450	B	9,510	0.00	0.00
	0954_C	Deputy Director IV	8,483	B	10,823	1.00	1.00
	1053_C	IS Business Analyst-Senior	4,981	B	6,268	1.00	1.00
	1054_C	IS Business Analyst-Principal	5,769	B	7,257	1.00	1.00
	1070_C	IS Project Director	6,359	B	7,999	1.00	1.00
	1632_C	Senior Account Clerk	3,090	B	3,753	1.00	1.00
	1652_C	Accountant II	3,874	B	4,706	11.24	11.00
	1654_C	Accountant III	4,686	B	5,695	18.00	18.00
	1657_C	Accountant IV	5,423	B	6,590	11.00	11.00
	1670_C	Financial Systems Supervisor	6,307	B	7,667	9.00	9.00
	1820_C	Junior Administrative Analyst	3,056	B	3,716	3.00	3.00
	1822_C	Administrative Analyst	4,019	B	4,887	2.00	2.00
	1823_C	Senior Administrative Analyst	4,686	B	5,695	2.00	2.00
	1824_C	Principal Administrative Analyst	5,425	B	6,595	1.00	1.00
	1825_C	Principal Administrative Analyst II	5,940	B	7,224	3.00	3.00
	1842_C	Management Assistant	3,703	B	4,498	0.00	0.00
	TEMPM_E	Temporary - Miscellaneous	5,251	B	5,251	1.53	1.47
10020 GF Continuing Authority Ctrl	1670_C	Financial Systems Supervisor	6,307	B	7,667	1.00	1.00
<b>229227 Division Total</b>						<b>72.77</b>	<b>72.47</b>

## Division: 229228 - CON Citywide Systems

10020 GF Continuing Authority Ctrl	1054_C	IS Business Analyst-Principal	5,769	B	7,257	2.00	2.00
10060 GF Work Order	0931_C	Manager III	5,995	B	7,652	1.00	1.00

Fund	HCM Job Class	Job Class Title	Low	Type	High	2025-2026 FTE	2026-2027 FTE
	0932_C	Manager IV	6,436	B	8,212	4.00	4.00
	0933_C	Manager V	6,940	B	8,858	0.00	0.00
	0941_C	Manager VI	7,450	B	9,510	1.00	1.00
	0953_C	Deputy Director III	7,450	B	9,510	1.00	1.00
	1042_C	IS Engineer-Journey	5,334	B	6,709	1.00	1.00
	1043_C	IS Engineer-Senior	5,911	B	7,438	2.00	2.00
	1044_C	IS Engineer-Principal	6,359	B	7,999	2.00	2.00
	1052_C	IS Business Analyst	4,303	B	5,413	2.00	2.00
	1053_C	IS Business Analyst-Senior	4,981	B	6,268	23.24	23.00
	1054_C	IS Business Analyst-Principal	5,769	B	7,257	28.00	28.00
	1064_C	IS Programmer Analyst-Principal	5,515	B	6,937	6.00	6.00
	1070_C	IS Project Director	6,359	B	7,999	6.00	6.00
	1092_C	IT Operations Support Administrator II	3,347	B	4,150	2.00	2.00
	1093_C	IT Operations Support Administrator III	4,068	B	5,044	2.00	2.00
	1820_C	Junior Administrative Analyst	3,056	B	3,716	0.00	0.00
	1822_C	Administrative Analyst	4,019	B	4,887	0.00	0.00
	1823_C	Senior Administrative Analyst	4,686	B	5,695	2.24	2.00
	1824_C	Principal Administrative Analyst	5,425	B	6,595	0.00	0.00
	1825_C	Principal Administrative Analyst II	5,940	B	7,224	1.00	1.00
	1842_C	Management Assistant	3,703	B	4,498	0.24	0.00
	TEMPM_E	Temporary - Miscellaneous	5,251	B	5,251	2.05	1.30
<b>229228 Division Total</b>						<b>88.77</b>	<b>87.30</b>

## Division: 229231 - CON Payroll

10000 GF Annual Account Ctrl	0923_C	Manager II	5,560	B	7,096	1.00	1.00
	0931_C	Manager III	5,995	B	7,652	0.00	0.00
	0933_C	Manager V	6,940	B	8,858	0.00	0.00
	0953_C	Deputy Director III	7,450	B	9,510	1.00	1.00
	1218_C	Payroll Supervisor	4,475	B	5,436	2.00	2.00
	1220_C	Payroll and Personnel Clerk	3,181	B	3,866	2.00	2.00
	1222_C	Senior Payroll And Personnel Clerk	3,490	B	4,241	7.00	7.00
	1224_C	Principal Payroll And Personnel Clerk	3,848	B	4,675	3.00	3.00
	1226_C	Chief Payroll And Personnel Clerk	4,057	B	4,929	1.00	1.00
	1404_C	Clerk	2,486	B	3,022	0.00	0.00
	1452_C	Executive Secretary II	3,744	B	4,553	1.00	1.00
	1652_C	Accountant II	3,874	B	4,706	1.00	1.00
<b>229231 Division Total</b>						<b>19.00</b>	<b>19.00</b>

## Division: 275641 - CON City Services Auditor

10060 GF Work Order	0922_C	Manager I	5,176	B	6,609	1.00	1.00
	0931_C	Manager III	5,995	B	7,652	2.00	2.00
	0932_C	Manager IV	6,436	B	8,212	0.00	0.00
	0953_C	Deputy Director III	7,450	B	9,510	2.00	2.00
	1053_C	IS Business Analyst-Senior	4,981	B	6,268	1.00	1.00
	1684_C	Auditor II	4,757	B	5,784	17.00	17.00

Fund	HCM Job Class	Job Class Title	Low	Type	High	2025-2026 FTE	2026-2027 FTE
	1686_C	Auditor III	5,344	B	6,496	12.60	13.00
	1688_C	Inspector General, Controller's Office	6,436	B	8,212	1.00	1.00
	1803_C	Performance Analyst I	3,363	B	4,090	4.00	4.00
	1805_C	Performance Analyst II	4,757	B	5,784	18.00	18.00
	1822_C	Administrative Analyst	4,019	B	4,887	1.00	1.00
	1823_C	Senior Administrative Analyst	4,686	B	5,695	1.00	1.00
	1824_C	Principal Administrative Analyst	5,425	B	6,595	3.00	3.00
	1830_C	Performance Analyst III - Project Manager	5,866	B	7,131	12.00	12.00
	1844_C	Senior Management Assistant	4,241	B	5,156	1.00	1.00
	1867_C	Auditor I	3,363	B	4,090	3.00	3.00
	5408_C	Coordinator of Citizen Involvement	5,156	B	6,264	0.00	0.00
	TEMPM_E	Temporary - Miscellaneous	5,251	B	5,251	1.10	1.10
<b>275641 Division Total</b>						<b>80.70</b>	<b>81.10</b>
<b>CON Department Total</b>						<b>325.01</b>	<b>324.04</b>

**Department: CPC City Planning**

Fund	HCM Job Class	Job Class Title	Low	Type	High	2025-2026 FTE	2026-2027 FTE
Division: 109733 - CPC Environmental Planning							
10000 GF Annual Account Ctrl	0923_C	Manager II	5,560	B	7,096	1.00	1.00
	0941_C	Manager VI	7,450	B	9,510	1.00	1.00
	5273_C	Planning Technician II	3,403	B	3,573	3.00	3.00
	5278_C	Planner II	4,110	B	4,994	3.00	3.00
	5291_C	Planner III	4,878	B	5,928	1.00	1.00
	5293_C	Planner IV	5,784	B	7,027	1.00	1.00
	5298_C	Planner III-Environmental Review	4,878	B	5,928	13.00	13.00
	5299_C	Planner IV-Environmental Review	5,784	B	7,027	5.00	5.00
	TEMPM_E	Temporary - Miscellaneous	5,251	B	5,251	0.45	0.45
10020 GF Continuing Authority Ctrl	5278_C	Planner II	4,110	B	4,994	0.00	0.00
	5291_C	Planner III	4,878	B	5,928	0.00	0.00
10840 SR Planning Code Enforcement	1654_C	Accountant III	4,686	B	5,695	0.00	0.00
<b>109733 Division Total</b>						<b>28.45</b>	<b>28.45</b>

## Division: 210706 - CPC Community Equity

10000 GF Annual Account Ctrl	0923_C	Manager II	5,560	B	7,096	1.00	1.00
	0953_C	Deputy Director III	7,450	B	9,510	1.00	1.00
	1454_C	Executive Secretary III	4,069	B	4,945	0.00	0.00
	5278_C	Planner II	4,110	B	4,994	1.00	1.00
	5291_C	Planner III	4,878	B	5,928	1.00	1.00
	5293_C	Planner IV	5,784	B	7,027	0.00	0.00
	9774_C	Senior Community Development Specialist I	4,411	B	5,361	5.00	5.00
	9775_C	Senior Community Development Specialist II	5,229	B	6,357	1.00	1.00
	TEMPM_E	Temporary - Miscellaneous	5,251	B	5,251	5.42	5.25
10020 GF Continuing Authority Ctrl	1043_C	IS Engineer-Senior	5,911	B	7,438	0.00	0.00
10770 SR Neighborhood Dev-Grants	5278_C	Planner II	4,110	B	4,994	0.00	0.00
	5291_C	Planner III	4,878	B	5,928	0.00	0.00
	5293_C	Planner IV	5,784	B	7,027	0.00	0.00
<b>210706 Division Total</b>						<b>15.42</b>	<b>15.25</b>

## Division: 210707 - CPC Executive Office

10000 GF Annual Account Ctrl	0112_E	Board/Commission Member, Group III		B		0.10	0.10
	0116_E	Board/Commission Member, Group VII		B		0.10	0.10
	0931_C	Manager III	5,995	B	7,652	1.00	1.00
	0953_C	Deputy Director III	7,450	B	9,510	1.00	1.00
	0964_C	Department Head IV	9,743	B	12,432	1.00	1.00
	1450_C	Executive Secretary I	3,403	B	4,139	1.00	1.00
	1454_C	Executive Secretary III	4,069	B	4,945	1.00	1.00
	5273_C	Planning Technician II	3,403	B	3,573	1.00	1.00
	5291_C	Planner III	4,878	B	5,928	2.00	2.00
	5293_C	Planner IV	5,784	B	7,027	0.24	0.00

Fund	HCM Job Class	Job Class Title	Low	Type	High	2025-2026 FTE	2026-2027 FTE
10020 GF Continuing Authority Ctrl	5273_C	Planning Technician II	3,403	B	3,573	0.00	0.00
<b>210707 Division Total</b>						<b>8.44</b>	<b>8.20</b>

## Division: 229234 - CPC Citywide Planning

10000 GF Annual Account Ctrl	0923_C	Manager II	5,560	B	7,096	0.00	0.00
	0953_C	Deputy Director III	7,450	B	9,510	1.00	1.00
	5278_C	Planner II	4,110	B	4,994	2.85	2.85
	5283_C	Planner V	6,862	B	8,339	1.00	1.00
	5291_C	Planner III	4,878	B	5,928	3.85	3.85
	5293_C	Planner IV	5,784	B	7,027	3.50	3.50
	9252_C	Communications Specialist	4,546	B	5,526	1.00	1.00
	TEMPM_E	Temporary - Miscellaneous	5,251	B	5,251	0.00	0.00
10020 GF Continuing Authority Ctrl	5273_C	Planning Technician II	3,403	B	3,573	0.00	0.00
	5293_C	Planner IV	5,784	B	7,027	0.50	0.50
10670 SR Eastern Neighborhood CI	0931_C	Manager III	5,995	B	7,652	0.10	0.10
	1823_C	Senior Administrative Analyst	4,686	B	5,695	0.75	0.75
	5278_C	Planner II	4,110	B	4,994	0.00	0.00
	5291_C	Planner III	4,878	B	5,928	0.35	0.35
10680 SR Neighborhood Dev-Grants Sta	5278_C	Planner II	4,110	B	4,994	1.00	0.00
	5291_C	Planner III	4,878	B	5,928	1.00	0.00
10770 SR Neighborhood Dev-Grants	5278_C	Planner II	4,110	B	4,994	1.00	0.00
	5291_C	Planner III	4,878	B	5,928	4.00	3.00
	5293_C	Planner IV	5,784	B	7,027	1.00	1.00
10820 SR Market & Octavia CI	5278_C	Planner II	4,110	B	4,994	0.00	0.00
	5291_C	Planner III	4,878	B	5,928	0.45	0.45
10860 SR Rincon Hill and SOMA CI	5278_C	Planner II	4,110	B	4,994	0.05	0.05
	5291_C	Planner III	4,878	B	5,928	0.10	0.10
10880 SR Transit Center District	5278_C	Planner II	4,110	B	4,994	0.10	0.10
	5291_C	Planner III	4,878	B	5,928	0.00	0.00
10900 SR Visitacion Valley CI	5291_C	Planner III	4,878	B	5,928	0.05	0.05
<b>229234 Division Total</b>						<b>23.65</b>	<b>19.65</b>

## Division: 229235 - CPC Current Planning

10000 GF Annual Account Ctrl	0931_C	Manager III	5,995	B	7,652	1.00	1.00
	0953_C	Deputy Director III	7,450	B	9,510	1.00	1.00
	1450_C	Executive Secretary I	3,403	B	4,139	1.00	1.00
	1842_C	Management Assistant	3,703	B	4,498	1.00	1.00
	5273_C	Planning Technician II	3,403	B	3,573	5.00	5.00
	5277_C	Planner I	3,382	B	4,110	3.00	3.00
	5278_C	Planner II	4,110	B	4,994	9.00	9.00
	5283_C	Planner V	6,862	B	8,339	2.00	2.00
	5291_C	Planner III	4,878	B	5,928	31.20	31.20
	5293_C	Planner IV	5,784	B	7,027	10.00	10.00
	TEMPM_E	Temporary - Miscellaneous	5,251	B	5,251	0.62	0.62
10020 GF Continuing Authority Ctrl	5278_C	Planner II	4,110	B	4,994	0.00	0.00

Fund	HCM Job Class	Job Class Title	Low	Type	High	2025-2026 FTE	2026-2027 FTE
10840 SR Planning Code Enforcement	5291_C	Planner III	4,878	B	5,928	0.00	0.00
	TEMPM_E	Temporary - Miscellaneous	5,251	B	5,251	0.00	0.00
	0923_C	Manager II	5,560	B	7,096	1.00	1.00
	1654_C	Accountant III	4,686	B	5,695	0.00	0.00
	5277_C	Planner I	3,382	B	4,110	2.00	2.00
	5278_C	Planner II	4,110	B	4,994	2.24	2.00
	5279_C	Planning Technician III	3,905	B	4,745	0.00	0.00
	5291_C	Planner III	4,878	B	5,928	2.48	2.00
229235 Division Total						73.54	72.82
Division: 229236 - CPC Administration							
10000 GF Annual Account Ctrl	0931_C	Manager III	5,995	B	7,652	0.90	0.90
	0953_C	Deputy Director III	7,450	B	9,510	0.24	0.00
	1042_C	IS Engineer-Journey	5,334	B	6,709	1.00	1.00
	1043_C	IS Engineer-Senior	5,911	B	7,438	2.00	2.00
	1053_C	IS Business Analyst-Senior	4,981	B	6,268	8.00	8.00
	1054_C	IS Business Analyst-Principal	5,769	B	7,257	1.50	1.50
	1091_C	IT Operations Support Administrator I	2,850	B	3,531	0.00	0.00
	1094_C	IT Operations Support Administrator IV	4,949	B	6,131	1.24	1.00
	1224_C	Principal Payroll And Personnel Clerk	3,848	B	4,675	1.00	1.00
	1244_C	Senior Human Resources Analyst	5,195	B	6,310	1.00	1.00
	1246_C	Principal Human Resources Analyst	5,867	B	7,131	1.00	1.00
	1406_C	Senior Clerk	2,579	B	3,800	2.00	2.00
	1654_C	Accountant III	4,686	B	5,695	1.00	1.00
	1657_C	Accountant IV	5,423	B	6,590	1.00	1.00
	1823_C	Senior Administrative Analyst	4,686	B	5,695	2.25	2.25
	1825_C	Principal Administrative Analyst II	5,940	B	7,224	0.24	0.00
	1827_C	Administrative Services Manager	4,734	B	5,756	1.00	1.00
	5279_C	Planning Technician III	3,905	B	4,745	1.00	1.00
	5291_C	Planner III	4,878	B	5,928	1.00	1.00
	5293_C	Planner IV	5,784	B	7,027	2.00	2.00
10020 GF Continuing Authority Ctrl	5299_C	Planner IV-Environmental Review	5,784	B	7,027	0.00	0.00
	TEMPM_E	Temporary - Miscellaneous	5,251	B	5,251	0.00	0.00
	1054_C	IS Business Analyst-Principal	5,769	B	7,257	0.50	0.50
	5291_C	Planner III	4,878	B	5,928	1.00	1.00
	9976_C	Technology Expert I		B		1.00	1.00
10840 SR Planning Code Enforcement	TEMPM_E	Temporary - Miscellaneous	5,251	B	5,251	0.00	0.00
	1051_C	IS Business Analyst-Assistant	3,716	B	4,675	1.00	1.00
	1053_C	IS Business Analyst-Senior	4,981	B	6,268	1.00	1.00
	1054_C	IS Business Analyst-Principal	5,769	B	7,257	1.00	1.00
	1654_C	Accountant III	4,686	B	5,695	1.00	1.00
	1824_C	Principal Administrative Analyst	5,425	B	6,595	1.00	1.00
	5291_C	Planner III	4,878	B	5,928	0.00	0.00
229236 Division Total						36.87	36.15



Fund	HCM Job Class	Job Class Title	Low	Type	High	2025-2026 FTE	2026-2027 FTE
CPC Department Total						186.37	180.52

Department: CSC Civil Service Commission

Fund		HCM Job Class	Job Class Title	Low	Type	High	2025-2026 FTE	2026-2027 FTE
Division: 229261 - CSC Civil Service Commission								
10000	GF Annual Account Ctrl	0114_E	Board/Commission Member, Group V		B		0.10	0.10
		0951_C	Deputy Director I	5,176	B	6,609	1.00	1.00
		0961_C	Department Head I	6,436	B	8,212	1.00	1.00
		1203_C	Personnel Technician	3,357	B	4,083	0.24	0.00
		1241_C	Human Resources Analyst	3,674	B	5,410	1.00	1.00
		1244_C	Senior Human Resources Analyst	5,195	B	6,310	1.00	1.00
		1426_C	Senior Clerk Typist	2,838	B	3,800	0.00	0.00
		1840_C	Junior Management Assistant	3,259	B	3,963	1.00	1.00
229261 Division Total							5.34	5.10
CSC Department Total							5.34	5.10

**Department: CSS Child Support Services**

Fund	HCM Job Class	Job Class Title	Low	Type	High	2025-2026 FTE	2026-2027 FTE
Division: 229264 - CSS Child Support Services							
11300 SR Child Support-Operating	0922_C	Manager I	5,176	B	6,609	3.00	3.00
	0952_C	Deputy Director II	5,995	B	7,652	1.00	1.00
	0963_C	Department Head III	8,483	B	10,823	1.00	1.00
	1062_C	IS Programmer Analyst	3,898	B	4,902	1.00	1.00
	1093_C	IT Operations Support Administrator III	4,068	B	5,044	1.00	1.00
	1094_C	IT Operations Support Administrator IV	4,949	B	6,131	1.00	1.00
	1222_C	Senior Payroll And Personnel Clerk	3,490	B	4,241	1.00	1.00
	1244_C	Senior Human Resources Analyst	5,195	B	6,310	1.00	1.00
	1404_C	Clerk	2,486	B	3,022	1.00	1.00
	1406_C	Senior Clerk	2,579	B	3,800	1.00	1.00
	1424_C	Clerk Typist	2,585	B	3,800	2.00	2.00
	1450_C	Executive Secretary I	3,403	B	4,139	1.00	1.00
	1630_C	Account Clerk	2,668	B	3,242	1.00	1.00
	1632_C	Senior Account Clerk	3,090	B	3,753	1.00	1.00
	1654_C	Accountant III	4,686	B	5,695	1.00	1.00
	8157_C	Child Support Officer I	3,096	B	3,763	3.00	3.00
	8158_C	Child Support Officer II	3,594	B	4,368	41.00	41.00
	8159_C	Child Support Officer III	4,286	B	5,208	7.00	7.00
	8177_C	Attorney (Civil/Criminal)	5,890	B	10,320	3.00	3.00
	8182_C	Head Attorney, Civil And Criminal	9,122	B	11,086	1.00	1.00
<b>229264 Division Total</b>						<b>73.00</b>	<b>73.00</b>
<b>CSS Department Total</b>						<b>73.00</b>	<b>73.00</b>

**Department: DAT District Attorney**

Fund	HCM Job Class	Job Class Title	Low	Type	High	2025-2026 FTE	2026-2027 FTE
Division: 229313 - DAT District Attorney							
10000 GF Annual Account Ctrl	0922_C	Manager I	5,176	B	6,609	2.00	2.00
	0923_C	Manager II	5,560	B	7,096	1.00	1.00
	0931_C	Manager III	5,995	B	7,652	2.00	2.00
	0932_C	Manager IV	6,436	B	8,212	2.00	2.00
	0933_C	Manager V	6,940	B	8,858	1.00	1.00
	0943_C	Manager VIII	9,032	B	11,524	1.00	1.00
	0954_C	Deputy Director IV	8,483	B	10,823	1.00	1.00
	1043_C	IS Engineer-Senior	5,911	B	7,438	2.00	2.00
	1054_C	IS Business Analyst-Principal	5,769	B	7,257	1.00	1.00
	1092_C	IT Operations Support Administrator II	3,347	B	4,150	2.00	2.00
	1093_C	IT Operations Support Administrator III	4,068	B	5,044	2.00	2.00
	1094_C	IT Operations Support Administrator IV	4,949	B	6,131	1.00	1.00
	1226_C	Chief Payroll And Personnel Clerk	4,057	B	4,929	1.00	1.00
	1246_C	Principal Human Resources Analyst	5,867	B	7,131	1.00	1.00
	1404_C	Clerk	2,486	B	3,022	1.00	1.00
	1458_C	Legal Secretary I	3,630	B	4,411	1.00	1.00
	1654_C	Accountant III	4,686	B	5,695	1.00	1.00
	1670_C	Financial Systems Supervisor	6,307	B	7,667	1.00	1.00
	1822_C	Administrative Analyst	4,019	B	4,887	1.00	1.00
	1823_C	Senior Administrative Analyst	4,686	B	5,695	1.00	1.00
	1824_C	Principal Administrative Analyst	5,425	B	6,595	1.00	1.00
	1844_C	Senior Management Assistant	4,241	B	5,156	1.00	1.00
	8129_C	Victim/Witness Investigator I	3,306	B	4,019	1.00	1.00
	8131_C	Victim/Witness Investigator II	3,630	B	4,411	1.90	1.90
	8133_C	Victim/Witness Investigator III	4,326	B	5,259	11.06	11.06
	8135_C	Assistant Chief Victim/Witness Investigator	4,697	B	5,713	3.00	3.00
	8146_S	District Attorney's Investigator	5,029	B	6,418	1.93	1.93
	8147_C	Senior District Attorney's Investigator	5,467	B	6,978	2.85	2.85
	8149_S	Assistant Chief District Attorney's Investigator	5,821	B	7,428	1.00	1.00
	8173_C	Legal Assistant	3,840	B	4,666	32.31	32.31
	8177_C	Attorney (Civil/Criminal)	5,890	B	10,320	107.30	107.30
	8181_C	Assistant Chief Attorney I	9,577	B	11,641	6.00	6.00
	8182_C	Head Attorney, Civil And Criminal	9,122	B	11,086	13.00	13.00
	8183_C	Assistant Chief Attorney II	10,056	B	12,221	1.00	1.00
	8198_C	District Attorney	13,959	B	13,959	1.00	1.00
	8550_P	District Attorney's Investigator (SFERS)	5,029	B	6,418	16.00	16.00
	8552_P	Senior District Attorney's Investigator (SFERS)	5,467	B	6,978	3.00	3.00
	8554_P	Asst Chief District Attorney Investigator (SFERS)	5,821	B	7,428	2.00	2.00

Fund		HCM Job Class	Job Class Title	Low	Type	High	2025-2026 FTE	2026-2027 FTE
10010	GF Annual Authority Ctrl	8556_P	Chief District Attorney Investigator (SFERS)	7,450	B	9,510	1.00	1.00
		8558_P	Pr Dist Attny Investigator, Special Unit (SFERS)	5,995	B	7,652	1.00	1.00
		0923_C	Manager II	5,560	B	7,096	1.00	1.00
		8129_C	Victim/Witness Investigator I	3,306	B	4,019	3.00	3.00
		8135_C	Assistant Chief Victim/Witness Investigator	4,697	B	5,713	1.00	1.00
		8173_C	Legal Assistant	3,840	B	4,666	2.00	2.00
		8177_C	Attorney (Civil/Criminal)	5,890	B	10,320	5.00	5.00
		8182_C	Head Attorney, Civil And Criminal	9,122	B	11,086	1.00	1.00
		8550_P	District Attorney's Investigator (SFERS)	5,029	B	6,418	5.00	5.00
		8554_P	Asst Chief District Attorney Investigator (SFERS)	5,821	B	7,428	1.00	1.00
10020	GF Continuing Authority Ctrl	0923_C	Manager II	5,560	B	7,096	0.40	0.40
		1458_C	Legal Secretary I	3,630	B	4,411	1.00	1.00
		1824_C	Principal Administrative Analyst	5,425	B	6,595	1.00	1.00
		8129_C	Victim/Witness Investigator I	3,306	B	4,019	14.90	14.90
		8131_C	Victim/Witness Investigator II	3,630	B	4,411	5.00	5.00
		8132_C	District Attorney's Investigative Assistant	3,371	B	4,301	0.25	0.25
		8135_C	Assistant Chief Victim/Witness Investigator	4,697	B	5,713	1.64	1.64
		8146_S	District Attorney's Investigator	5,029	B	6,418	1.00	1.00
		8147_S	Senior District Attorney's Investigator	5,467	B	6,978	1.00	1.00
		8149_S	Assistant Chief District Attorney's Investigator	5,821	B	7,428	1.00	1.00
		8177_C	Attorney (Civil/Criminal)	5,890	B	10,320	4.72	4.72
		8182_C	Head Attorney, Civil And Criminal	9,122	B	11,086	1.00	1.00
		8550_P	District Attorney's Investigator (SFERS)	5,029	B	6,418	3.00	3.00
		8552_P	Senior District Attorney's Investigator (SFERS)	5,467	B	6,978	1.00	1.00
		1823_C	Senior Administrative Analyst	4,686	B	5,695	2.00	2.00
		1824_C	Principal Administrative Analyst	5,425	B	6,595	1.00	1.00
		8132_C	District Attorney's Investigative Assistant	3,371	B	4,301	0.51	0.51
		8133_C	Victim/Witness Investigator III	4,326	B	5,259	3.00	3.00
10060	GF Work Order	8177_C	Attorney (Civil/Criminal)	5,890	B	10,320	2.35	2.35
		8181_C	Assistant Chief Attorney I	9,577	B	11,641	1.00	1.00
13500	SR Da-Special Revenue	8133_C	Victim/Witness Investigator III	4,326	B	5,259	2.00	2.00
		8177_C	Attorney (Civil/Criminal)	5,890	B	10,320	1.00	1.00
		8550_P	District Attorney's Investigator (SFERS)	5,029	B	6,418	1.00	1.00
		TEMPM_E	Temporary - Miscellaneous	5,251	B	5,251	0.29	0.29
13550	SR Public Protection-Grant	0923_C	Manager II	5,560	B	7,096	0.60	0.60
		8129_C	Victim/Witness Investigator I	3,306	B	4,019	5.30	5.30
		8131_C	Victim/Witness Investigator II	3,630	B	4,411	2.00	2.00
		8132_C	District Attorney's Investigative Assistant	3,371	B	4,301	0.10	0.10
		8133_C	Victim/Witness Investigator III	4,326	B	5,259	3.00	3.00

Fund		HCM Job Class	Job Class Title	Low	Type	High	2025-2026 FTE	2026-2027 FTE
13720	SR Public Protection-Grant Sta	8135_C	Assistant Chief Victim/Witness Investigator	4,697	B	5,713	0.64	0.64
		8177_C	Attorney (Civil/Criminal)	5,890	B	10,320	2.00	2.00
		TEMPM_E	Temporary - Miscellaneous	5,251	B	5,251	0.20	0.20
		0922_C	Manager I	5,176	B	6,609	1.00	1.00
		1458_C	Legal Secretary I	3,630	B	4,411	0.25	0.25
		8129_C	Victim/Witness Investigator I	3,306	B	4,019	4.45	4.45
		8131_C	Victim/Witness Investigator II	3,630	B	4,411	3.10	3.10
		8132_C	District Attorney's Investigative Assistant	3,371	B	4,301	0.70	0.70
		8135_C	Assistant Chief Victim/Witness Investigator	4,697	B	5,713	1.37	1.37
		8146_S	District Attorney's Investigator	5,029	B	6,418	2.82	2.82
		8147_C	Senior District Attorney's Investigator	5,467	B	6,978	0.30	0.30
		8173_C	Legal Assistant	3,840	B	4,666	1.00	1.00
		8177_C	Attorney (Civil/Criminal)	5,890	B	10,320	5.49	5.49
		8550_P	District Attorney's Investigator (SFERS)	5,029	B	6,418	2.00	2.00
		TEMPM_E	Temporary - Miscellaneous	5,251	B	5,251	0.72	0.72
13730	SR Public Protection-Grant Oth	1823_C	Senior Administrative Analyst	4,686	B	5,695	0.00	0.00
		1824_C	Principal Administrative Analyst	5,425	B	6,595	0.00	0.00
		8133_C	Victim/Witness Investigator III	4,326	B	5,259	0.00	0.00
		8135_C	Assistant Chief Victim/Witness Investigator	4,697	B	5,713	0.00	0.00
		8177_C	Attorney (Civil/Criminal)	5,890	B	10,320	0.00	0.00
COIT	COIT ONLY	8173_C	Legal Assistant	3,840	B	4,666	0.00	0.00
<b>229313 Division Total</b>							<b>341.45</b>	<b>341.45</b>
<b>DAT Department Total</b>							<b>341.45</b>	<b>341.45</b>

**Department: DBI Building Inspection**

Fund	HCM Job Class	Job Class Title	Low	Type	High	2025-2026 FTE	2026-2027 FTE
Division: 109736 - DBI Inspection Services							
10190 SR BIF Operating Project	0922_C	Manager I	5,176	B	6,609	1.00	1.00
	0953_C	Deputy Director III	7,450	B	9,510	1.00	1.00
	1446_C	Secretary II	3,127	B	3,800	1.00	1.00
	6242_C	Plumbing Inspector	5,276	B	6,415	17.00	17.00
	6244_C	Chief Plumbing Inspector	6,415	B	7,799	1.00	1.00
	6246_C	Senior Plumbing Inspector	5,821	B	7,073	4.00	4.00
	6248_C	Electrical Inspector	5,280	B	6,419	20.00	20.00
	6249_C	Senior Electrical Inspector	5,826	B	7,077	4.00	4.00
	6250_C	Chief Electrical Inspector	6,419	B	7,804	1.00	1.00
	6270_C	Housing Inspector	5,280	B	6,419	20.00	20.00
	6272_C	Senior Housing Inspector	5,826	B	7,077	5.00	5.00
	6274_C	Chief Housing Inspector	6,419	B	7,804	1.00	1.00
	6321_C	Permit Technician I	2,579	B	3,136	13.00	13.00
	6322_C	Permit Technician II	3,403	B	4,139	14.00	14.00
	6323_C	Permit Technician III	3,905	B	4,745	5.00	5.00
	6331_C	Building Inspector	5,280	B	6,419	35.00	35.00
	6333_C	Senior Building Inspector	5,826	B	7,077	8.00	8.00
	6334_C	Chief Building Inspector	6,419	B	7,804	3.00	3.00
	TEMPM_E	Temporary - Miscellaneous	5,251	B	5,251	1.03	1.03
<b>109736 Division Total</b>						<b>155.03</b>	<b>155.03</b>

## Division: 229318 - DBI Administration

10190 SR BIF Operating Project	0111_E	Board/Commission Member, Group II		B		0.20	0.20
	0922_C	Manager I	5,176	B	6,609	0.00	0.00
	0923_C	Manager II	5,560	B	7,096	4.00	4.00
	0931_C	Manager III	5,995	B	7,652	2.00	2.00
	0941_C	Manager VI	7,450	B	9,510	1.00	1.00
	0953_C	Deputy Director III	7,450	B	9,510	1.00	1.00
	0963_C	Department Head III	8,483	B	10,823	1.00	1.00
	1042_C	IS Engineer-Journey	5,334	B	6,709	1.00	1.00
	1043_C	IS Engineer-Senior	5,911	B	7,438	3.00	3.00
	1044_C	IS Engineer-Principal	6,359	B	7,999	4.00	4.00
	1053_C	IS Business Analyst-Senior	4,981	B	6,268	5.00	5.00
	1054_C	IS Business Analyst-Principal	5,769	B	7,257	1.00	1.00
	1063_C	IS Programmer Analyst-Senior	4,736	B	5,960	1.00	1.00
	1064_C	IS Programmer Analyst-Principal	5,515	B	6,937	1.00	1.00
	1070_C	IS Project Director	6,359	B	7,999	2.00	2.00
	1092_C	IT Operations Support Administrator II	3,347	B	4,150	1.00	1.00
	1094_C	IT Operations Support Administrator IV	4,949	B	6,131	2.00	2.00
	1095_C	IT Operations Support Administrator V	5,322	B	6,598	1.00	1.00
	1220_C	Payroll and Personnel Clerk	3,181	B	3,866	1.00	1.00
	1222_C	Senior Payroll And Personnel Clerk	3,490	B	4,241	1.00	1.00

Fund	HCM Job Class	Job Class Title	Low	Type	High	2025-2026 FTE	2026-2027 FTE
	1241_C	Human Resources Analyst	3,674	B	5,410	2.00	2.00
	1244_C	Senior Human Resources Analyst	5,195	B	6,310	1.00	1.00
	1312_C	Public Information Officer	3,711	B	4,508	1.00	1.00
	1406_C	Senior Clerk	2,579	B	3,800	0.00	0.00
	1408_C	Principal Clerk	3,403	B	4,139	0.00	0.00
	1446_C	Secretary II	3,127	B	3,800	1.00	1.00
	1452_C	Executive Secretary II	3,744	B	4,553	1.00	1.00
	1555_C	Secretary, Building Inspection Commission	4,423	B	5,377	1.00	1.00
	1632_C	Senior Account Clerk	3,090	B	3,753	1.00	1.00
	1652_C	Accountant II	3,874	B	4,706	1.00	1.00
	1654_C	Accountant III	4,686	B	5,695	1.00	1.00
	1657_C	Accountant IV	5,423	B	6,590	1.00	1.00
	1822_C	Administrative Analyst	4,019	B	4,887	1.00	1.00
	1823_C	Senior Administrative Analyst	4,686	B	5,695	2.00	2.00
	1824_C	Principal Administrative Analyst	5,425	B	6,595	2.00	2.00
	1825_C	Principal Administrative Analyst II	5,940	B	7,224	2.00	2.00
	4321_C	Cashier II	2,769	B	3,363	2.00	2.00
	6270_C	Housing Inspector	5,280	B	6,419	0.00	0.00
	6322_C	Permit Technician II	3,403	B	4,139	14.00	14.00
	6323_C	Permit Technician III	3,905	B	4,745	2.00	2.00
	8177_C	Attorney (Civil/Criminal)	5,890	B	10,320	0.00	0.00
	TEMPM_E	Temporary - Miscellaneous	5,251	B	5,251	0.49	0.49
10230 SR BIF-Continuing Projects	TEMPM_E	Temporary - Miscellaneous	5,251	B	5,251	0.07	0.07
<b>229318 Division Total</b>						<b>69.76</b>	<b>69.76</b>

## Division: 229344 - DBI Permit Services

10190 SR BIF Operating Project	0923_C	Manager II	5,560	B	7,096	1.00	1.00
	0933_C	Manager V	6,940	B	8,858	1.00	1.00
	0953_C	Deputy Director III	7,450	B	9,510	1.00	1.00
	1053_C	IS Business Analyst-Senior	4,981	B	6,268	0.00	0.00
	1426_C	Senior Clerk Typist	2,838	B	3,800	1.00	1.00
	1822_C	Administrative Analyst	4,019	B	4,887	0.80	1.00
	1824_C	Principal Administrative Analyst	5,425	B	6,595	1.00	1.00
	1840_C	Junior Management Assistant	3,259	B	3,963	1.00	1.00
	5174_C	Administrative Engineer	7,022	B	8,538	0.00	0.00
	5203_C	Assistant Engineer	4,845	B	5,891	1.00	1.00
	5207_C	Associate Engineer	5,748	B	6,988	17.00	17.00
	5211_C	Engineer/Architect/Landscape Architect Senior	7,562	B	9,188	2.00	2.00
	5214_C	Building Plans Engineer	7,201	B	8,750	3.00	3.00
	5218_C	Structural Engineer	7,201	B	8,750	1.00	1.00
	5241_C	Engineer	6,531	B	7,939	15.00	15.00
	6248_C	Electrical Inspector	5,280	B	6,419	0.00	0.00
	6321_C	Permit Technician I	2,579	B	3,136	11.00	11.00



Fund	HCM Job Class	Job Class Title	Low	Type	High	2025-2026 FTE	2026-2027 FTE
	6322_C	Permit Technician II	3,403	B	4,139	25.00	25.00
	6323_C	Permit Technician III	3,905	B	4,745	7.00	7.00
	6331_C	Building Inspector	5,280	B	6,419	11.00	11.00
	6333_C	Senior Building Inspector	5,826	B	7,077	4.00	4.00
	6334_C	Chief Building Inspector	6,419	B	7,804	1.00	1.00
	TEMPM_E	Temporary - Miscellaneous	5,251	B	5,251	0.82	0.82
229344 Division Total						105.62	105.82
DBI Department Total						330.41	330.61

**Department: DEC Dept of Early Childhood**

Fund	HCM Job Class	Job Class Title	Low	Type	High	2025-2026 FTE	2026-2027 FTE
Division: 229051 - DEC Early Care & Education							
11140 SR PEEF Annual Contr-EarlyCare	0923_C	Manager II	5,560	B	7,096	1.00	1.00
	0952_C	Deputy Director II	5,995	B	7,652	1.00	1.00
	0961_C	Department Head I	6,436	B	8,212	1.00	1.00
	1314_C	Public Relations Officer	4,423	B	5,377	2.00	2.00
	1634_C	Principal Account Clerk	3,490	B	4,241	1.00	1.00
	1822_C	Administrative Analyst	4,019	B	4,887	0.00	0.00
	1823_C	Senior Administrative Analyst	4,686	B	5,695	3.00	3.00
	1824_C	Principal Administrative Analyst	5,425	B	6,595	1.00	1.00
	1842_C	Management Assistant	3,703	B	4,498	1.00	1.00
	9770_C	Community Development Assistant	3,027	B	3,682	1.00	1.00
	9772_C	Community Development Specialist	3,807	B	4,630	2.00	2.00
	9774_C	Senior Community Development Specialist I	4,411	B	5,361	6.50	6.50
	TEMPM_E	Temporary - Miscellaneous	5,251	B	5,251	0.50	0.50
11201 SR Comm Rnt GR Tx for OECE	0922_C	Manager I	5,176	B	6,609	1.00	1.00
	0923_C	Manager II	5,560	B	7,096	4.50	4.50
	0952_C	Deputy Director II	5,995	B	7,652	1.50	1.50
	1222_C	Senior Payroll And Personnel Clerk	3,490	B	4,241	1.00	1.00
	1241_C	Human Resources Analyst	3,674	B	5,410	1.00	1.00
	1246_C	Principal Human Resources Analyst	5,867	B	7,131	1.00	1.00
	1312_C	Public Information Officer	3,711	B	4,508	0.00	0.00
	1654_C	Accountant III	4,686	B	5,695	0.50	0.50
	1822_C	Administrative Analyst	4,019	B	4,887	3.00	3.00
	1823_C	Senior Administrative Analyst	4,686	B	5,695	5.50	5.50
	1824_C	Principal Administrative Analyst	5,425	B	6,595	3.00	3.00
	1842_C	Management Assistant	3,703	B	4,498	1.00	1.00
	9772_C	Community Development Specialist	3,807	B	4,630	3.00	3.00
	9774_C	Senior Community Development Specialist I	4,411	B	5,361	5.00	5.00
	9775_C	Senior Community Development Specialist II	5,229	B	6,357	1.00	1.00
	TEMPM_E	Temporary - Miscellaneous	5,251	B	5,251	3.89	3.89
<b>229051 Division Total</b>						<b>56.89</b>	<b>56.89</b>

## Division: 229052 - DEC Children &amp; Families Commsn

11000 SR CFC ContinuingAuthorityCtrl	0923_C	Manager II	5,560	B	7,096	0.50	0.50
	0952_C	Deputy Director II	5,995	B	7,652	1.50	1.50
	1654_C	Accountant III	4,686	B	5,695	0.50	0.50
	1822_C	Administrative Analyst	4,019	B	4,887	0.00	0.00
	1823_C	Senior Administrative Analyst	4,686	B	5,695	0.50	0.50
	9770_C	Community Development Assistant	3,027	B	3,682	1.00	1.00
	9772_C	Community Development Specialist	3,807	B	4,630	2.00	2.00

Fund	HCM Job Class	Job Class Title	Low	Type	High	2025-2026 FTE	2026-2027 FTE
	9774_C	Senior Community Development Specialist I	4,411	B	5,361	3.50	3.50
	9775_C	Senior Community Development Specialist II	5,229	B	6,357	1.00	1.00
	TEMPM_E	Temporary - Miscellaneous	5,251	B	5,251	0.50	0.50
229052 Division Total						11.00	11.00
DEC Department Total						67.89	67.89

**Department: DEM Emergency Management**

Fund		HCM Job Class	Job Class Title	Low	Type	High	2025-2026 FTE	2026-2027 FTE
Division: 229985 - DEM Administration								
10000	GF Annual Account Ctrl	0922_C	Manager I	5,176	B	6,609	1.00	1.00
		0923_C	Manager II	5,560	B	7,096	2.24	2.00
		0931_C	Manager III	5,995	B	7,652	1.00	1.00
		0932_C	Manager IV	6,436	B	8,212	2.00	2.00
		0941_C	Manager VI	7,450	B	9,510	2.00	2.00
		0942_C	Manager VII	7,983	B	10,186	1.00	1.00
		0954_C	Deputy Director IV	8,483	B	10,823	2.00	2.00
		0964_C	Department Head IV	9,743	B	12,432	1.00	1.00
		1042_C	IS Engineer-Journey	5,334	B	6,709	4.00	4.00
		1043_C	IS Engineer-Senior	5,911	B	7,438	1.00	1.00
		1044_C	IS Engineer-Principal	6,359	B	7,999	1.00	1.00
		1053_C	IS Business Analyst-Senior	4,981	B	6,268	1.00	1.00
		1054_C	IS Business Analyst-Principal	5,769	B	7,257	0.00	0.00
		1063_C	IS Programmer Analyst-Senior	4,736	B	5,960	1.00	1.00
		1093_C	IT Operations Support Administrator III	4,068	B	5,044	6.00	6.00
		1094_C	IT Operations Support Administrator IV	4,949	B	6,131	2.00	2.00
		1095_C	IT Operations Support Administrator V	5,322	B	6,598	1.00	1.00
		1222_C	Senior Payroll And Personnel Clerk	3,490	B	4,241	1.00	1.00
		1224_C	Principal Payroll And Personnel Clerk	3,848	B	4,675	1.00	1.00
		1241_C	Human Resources Analyst	3,674	B	5,410	1.24	1.00
		1244_C	Senior Human Resources Analyst	5,195	B	6,310	2.00	2.00
		1314_C	Public Relations Officer	4,423	B	5,377	2.24	2.00
		1452_C	Executive Secretary II	3,744	B	4,553	1.00	1.00
		1632_C	Senior Account Clerk	3,090	B	3,753	1.00	1.00
		1840_C	Junior Management Assistant	3,259	B	3,963	1.00	1.00
		1844_C	Senior Management Assistant	4,241	B	5,156	1.00	1.00
		TEMPM_E	Temporary - Miscellaneous	5,251	B	5,251	0.40	0.40
10020	GF Continuing Authority Ctrl	0922_C	Manager I	5,176	B	6,609	1.00	1.00
		0923_C	Manager II	5,560	B	7,096	1.00	1.00
		0933_C	Manager V	6,940	B	8,858	1.00	1.00
		1043_C	IS Engineer-Senior	5,911	B	7,438	1.00	1.00
		1044_C	IS Engineer-Principal	6,359	B	7,999	1.00	1.00
229985 Division Total							46.12	45.40

## Division: 229986 - DEM Emergency Communications

10000	GF Annual Account Ctrl	0923_C	Manager II	5,560	B	7,096	1.00	1.00
		0931_C	Manager III	5,995	B	7,652	3.00	3.00
		0933_C	Manager V	6,940	B	8,858	1.00	1.00
		0954_C	Deputy Director IV	8,483	B	10,823	1.00	1.00
		1250_C	Recruiter	4,900	B	5,954	0.24	0.00
		1446_C	Secretary II	3,127	B	3,800	1.00	1.00
		1840_C	Junior Management Assistant	3,259	B	3,963	1.00	1.00

Fund	HCM Job Class	Job Class Title	Low	Type	High	2025-2026 FTE	2026-2027 FTE
	2533_C	Emergency Medical Services Agency Specialist	5,177	B	6,294	5.00	5.00
	2593_C	Health Program Coordinator III	4,666	B	5,672	0.24	0.00
	8238_C	Public Safety Communications Dispatcher	4,301	B	5,490	185.00	185.00
	8239_C	Public Safety Communications Supervisor	4,836	B	6,168	27.00	27.00
	8240_C	Public Safety Communications Coordinator	5,077	B	6,169	7.00	7.00
	8601_C	Emergency Services Coordinator I	3,382	B	4,110	0.24	0.00
	TEMPM_E	Temporary - Miscellaneous	5,251	B	5,251	1.89	1.89
<b>229986 Division Total</b>						<b>234.61</b>	<b>233.89</b>

## Division: 267659 - DEM Emergency Services

10000 GF Annual Account Ctrl	0922_C	Manager I	5,176	B	6,609	3.40	4.00
	0931_C	Manager III	5,995	B	7,652	2.40	2.00
	0933_C	Manager V	6,940	B	8,858	0.24	0.00
	0942_C	Manager VII	7,983	B	10,186	1.00	1.00
	0954_C	Deputy Director IV	8,483	B	10,823	1.00	1.00
	1042_C	IS Engineer-Journey	5,334	B	6,709	1.00	1.00
	1657_C	Accountant IV	5,423	B	6,590	0.00	0.00
	1823_C	Senior Administrative Analyst	4,686	B	5,695	2.00	2.00
	1824_C	Principal Administrative Analyst	5,425	B	6,595	2.24	2.00
	8602_C	Emergency Services Coord II	4,110	B	4,994	1.50	1.50
	8603_C	Emergency Services Coord III	4,878	B	5,928	2.00	2.00
	8604_C	Emergency Services Coord IV	5,784	B	7,027	1.00	1.00
	9774_C	Senior Community Development Specialist I	4,411	B	5,361	0.50	0.50
	TEMPM_E	Temporary - Miscellaneous	5,251	B	5,251	0.35	0.35
13560 SR Homeland Security	0931_C	Manager III	5,995	B	7,652	1.00	1.00
	8602_C	Emergency Services Coord II	4,110	B	4,994	2.00	2.00
	8603_C	Emergency Services Coord III	4,878	B	5,928	4.00	4.00
	8604_C	Emergency Services Coord IV	5,784	B	7,027	1.00	1.00
<b>267659 Division Total</b>						<b>26.63</b>	<b>26.35</b>

## Division: 285644 - DEM Homeland Security Grants

13560 SR Homeland Security	0922_C	Manager I	5,176	B	6,609	0.00	0.00
	0931_C	Manager III	5,995	B	7,652	5.08	5.00
	0932_C	Manager IV	6,436	B	8,212	3.00	3.00
	0933_C	Manager V	6,940	B	8,858	1.00	1.00
	0954_C	Deputy Director IV	8,483	B	10,823	0.00	0.00
	1657_C	Accountant IV	5,423	B	6,590	1.00	1.00
	1820_C	Junior Administrative Analyst	3,056	B	3,716	1.00	1.00
	1822_C	Administrative Analyst	4,019	B	4,887	1.00	1.00
	1823_C	Senior Administrative Analyst	4,686	B	5,695	5.00	5.00
	1824_C	Principal Administrative Analyst	5,425	B	6,595	4.00	4.00
	1844_C	Senior Management Assistant	4,241	B	5,156	2.00	2.00
	8601_C	Emergency Services Coordinator I	3,382	B	4,110	0.00	0.00

Fund	HCM Job Class	Job Class Title	Low	Type	High	2025-2026 FTE	2026-2027 FTE
	8602_C	Emergency Services Coord II	4,110	B	4,994	2.00	2.00
	8604_C	Emergency Services Coord IV	5,784	B	7,027	1.00	1.00
	9774_C	Senior Community Development Specialist I	4,411	B	5,361	0.50	0.50
	TEMPM_E	Temporary - Miscellaneous	5,251	B	5,251	0.00	0.00
285644 Division Total						26.58	26.50
DEM Department Total						333.94	332.14

**Department: DPA Department Of Police Accountability**

Fund		HCM Job Class	Job Class Title	Low	Type	High	2025-2026 FTE	2026-2027 FTE
Division: 209644 - DPA Police Accountability								
10000	GF Annual Account Ctrl	0923_C	Manager II	5,560	B	7,096	1.00	1.00
		0931_C	Manager III	5,995	B	7,652	1.00	1.00
		0951_C	Deputy Director I	5,176	B	6,609	1.00	1.00
		0962_C	Department Head II	7,983	B	10,186	1.00	1.00
		1052_C	IS Business Analyst	4,303	B	5,413	1.00	1.00
		1406_C	Senior Clerk	2,579	B	3,800	0.24	0.00
		1424_C	Clerk Typist	2,585	B	3,800	1.00	1.00
		1426_C	Senior Clerk Typist	2,838	B	3,800	0.00	0.00
		1450_C	Executive Secretary I	3,403	B	4,139	1.00	1.00
		1684_C	Auditor II	4,757	B	5,784	0.00	0.00
		1686_C	Auditor III	5,344	B	6,496	0.00	0.00
		1822_C	Administrative Analyst	4,019	B	4,887	0.00	0.00
		1842_C	Management Assistant	3,703	B	4,498	1.00	1.00
		1844_C	Senior Management Assistant	4,241	B	5,156	1.00	1.00
		8108_C	Senior Legal Process Clerk	2,963	B	3,601	0.00	0.00
		8124_C	Investigator, Department of Police Accountability	4,293	B	5,218	17.00	17.00
		8126_C	Sr Investigator, Dept of Police Accountability	4,710	B	5,726	6.24	6.00
		8173_C	Legal Assistant	3,840	B	4,666	2.00	2.00
		8177_C	Attorney (Civil/Criminal)	5,890	B	10,320	4.24	4.00
		8181_C	Assistant Chief Attorney I	9,577	B	11,641	1.00	1.00
		8182_C	Head Attorney, Civil And Criminal	9,122	B	11,086	1.00	1.00
		TEMPM_E	Temporary - Miscellaneous	5,251	B	5,251	0.01	0.01
209644 Division Total							40.73	40.01
DPA Department Total							40.73	40.01

**Department: DPH Public Health**

Fund		HCM Job	Job Class Title	Low	Type	High	2025-2026	2026-2027
		Class					FTE	FTE
Division: 207703 - HBH Behavioral Health								
10000	GF Annual Account Ctrl	0922_C	Manager I	5,176	B	6,609	8.67	8.24
		0923_C	Manager II	5,560	B	7,096	10.50	10.50
		0931_C	Manager III	5,995	B	7,652	3.80	4.00
		0932_C	Manager IV	6,436	B	8,212	3.80	4.00
		0933_C	Manager V	6,940	B	8,858	6.00	6.00
		0941_C	Manager VI	7,450	B	9,510	2.00	2.00
		1070_C	IS Project Director	6,359	B	7,999	1.00	1.00
		1165_C	Manager, Department of Public Health	10,186	B	13,000	1.00	1.00
		1166_C	Administrator, Department of Public Health	11,304	B	14,425	1.00	1.00
		1232_C	Training Officer	4,231	B	5,144	1.00	1.00
		1404_C	Clerk	2,486	B	3,022	0.35	0.35
		1406_C	Senior Clerk	2,579	B	3,800	31.62	30.84
		1408_C	Principal Clerk	3,403	B	4,139	1.00	1.00
		1630_C	Account Clerk	2,668	B	3,242	1.00	1.00
		1632_C	Senior Account Clerk	3,090	B	3,753	2.00	2.00
		1635_C	Health Care Billing Clerk I	2,913	B	3,537	2.00	2.00
		1636_C	Health Care Billing Clerk II	3,274	B	3,978	18.00	18.00
		1654_C	Accountant III	4,686	B	5,695	3.00	3.00
		1662_C	Patient Accounts Assistant Supervisor	3,524	B	4,286	2.00	2.00
		1663_C	Patient Accounts Supervisor	4,019	B	4,887	3.00	3.00
		1664_C	Patient Accounts Manager	4,607	B	5,595	1.00	1.00
		1820_C	Junior Administrative Analyst	3,056	B	3,716	1.00	1.00
		1822_C	Administrative Analyst	4,019	B	4,887	3.00	3.00
		1823_C	Senior Administrative Analyst	4,686	B	5,695	1.00	1.00
		1824_C	Principal Administrative Analyst	5,425	B	6,595	8.00	8.00
		1825_C	Principal Administrative Analyst II	5,940	B	7,224	1.00	1.00
		1827_C	Administrative Services Manager	4,734	B	5,756	2.00	2.00
		1840_C	Junior Management Assistant	3,259	B	3,963	2.00	2.00
		1842_C	Management Assistant	3,703	B	4,498	0.20	0.20
		2106_C	Medical Staff Services Department Specialist	3,212	B	3,905	2.00	2.00
		2114_C	Medical Records Technician Supervisor	3,848	B	4,675	1.00	1.00
		2119_C	Health Care Analyst	4,090	B	4,971	3.26	3.26
		2232_C	Senior Physician Specialist	9,713	B	13,686	0.75	0.75
		2233_C	Supervising Physician Specialist	10,456	B	14,718	1.00	1.00
		2242_C	Senior Psychiatric Physician Specialist	11,729	B	16,917	42.22	42.22
		2243_C	Supervising Psychiatric Physician Specialist	12,624	B	18,195	6.50	6.50
		2305_C	Psychiatric Technician	3,490	B	4,241	3.00	3.00
		2312_C	Licensed Vocational Nurse	3,473	B	4,221	1.00	1.00
		2320_C	Registered Nurse	6,467	B	8,657	28.22	26.93
		2322_C	Nurse Manager	7,511	B	10,932	0.75	0.75



Fund	HCM Job Class	Job Class Title	Low	Type	High	2025-2026 FTE	2026-2027 FTE
10020 GF Continuing Authority Ctrl	2328_C	Nurse Practitioner	8,011	B	11,557	10.83	10.48
	2409_C	Pharmacy Technician	3,800	B	4,620	4.00	4.00
	2430_C	Medical Evaluations Assistant	2,566	B	3,923	1.00	1.00
	2450_C	Pharmacist	6,595	B	8,415	2.75	2.75
	2453_C	Supervising Pharmacist	8,133	B	9,883	2.00	2.00
	2454_C	Clinical Pharmacist	7,270	B	9,278	5.00	5.00
	2566_C	Rehabilitation Counselor	3,566	B	4,336	1.00	1.00
	2574_C	Clinical Psychologist	4,963	B	6,029	15.51	15.51
	2575_C	Research Psychologist	5,330	B	6,478	3.08	3.08
	2576_C	Supervising Clinical Psychologist	5,534	B	6,726	0.70	0.70
	2585_C	Health Worker I	2,524	B	3,064	3.00	3.00
	2586_C	Health Worker II	2,823	B	3,431	16.31	15.52
	2587_C	Health Worker III	3,090	B	3,753	37.36	36.50
	2588_C	Health Worker IV	3,607	B	4,388	14.50	14.50
	2589_C	Health Program Coordinator I	3,663	B	4,451	3.00	3.00
	2591_C	Health Program Coordinator II	4,170	B	5,066	5.00	5.00
	2593_C	Health Program Coordinator III	4,666	B	5,672	36.43	35.00
	2736_C	Porter	2,599	B	3,157	2.00	2.00
	2738_C	Porter Assistant Supervisor	2,856	B	3,473	1.00	1.00
	2830_C	Public Health Nurse	6,467	B	8,657	1.00	1.00
	2903_C	Hospital Eligibility Worker	3,090	B	3,753	1.00	1.00
	2908_C	Senior Hospital Eligibility Worker	3,537	B	4,301	2.00	2.00
	2910_C	Social Worker	3,181	B	3,866	1.00	1.00
	2920_C	Medical Social Worker	4,286	B	5,208	2.00	2.00
	2930_C	Behavioral Health Clinician	4,414	B	5,363	148.17	146.45
	2931_C	Marriage, Family And Child Counselor	4,286	B	5,208	7.40	7.40
	2932_C	Senior Behavioral Health Clinician	4,634	B	5,630	64.58	64.15
	TEMPM_E	Temporary - Miscellaneous	5,251	B	5,251	12.58	12.58
	TEMPN_E	Temporary - Nurses	9,367	B	9,367	0.32	0.32
	0923_C	Manager II	5,560	B	7,096	1.00	1.00
	1406_C	Senior Clerk	2,579	B	3,800	1.00	1.00
	2119_C	Health Care Analyst	4,090	B	4,971	1.00	1.00
	2586_C	Health Worker II	2,823	B	3,431	2.00	2.00
	2593_C	Health Program Coordinator III	4,666	B	5,672	1.00	1.00
	2930_C	Behavioral Health Clinician	4,414	B	5,363	2.00	2.00
	2932_C	Senior Behavioral Health Clinician	4,634	B	5,630	1.00	1.00
	TEMPM_E	Temporary - Miscellaneous	5,251	B	5,251	0.07	0.07
10060 GF Work Order	0922_C	Manager I	5,176	B	6,609	0.76	0.76
	1404_C	Clerk	2,486	B	3,022	2.00	2.00
	1406_C	Senior Clerk	2,579	B	3,800	0.49	0.49
	2242_C	Senior Psychiatric Physician Specialist	11,729	B	16,917	1.50	1.50
	2574_C	Clinical Psychologist	4,963	B	6,029	1.42	1.42
	2576_C	Supervising Clinical Psychologist	5,534	B	6,726	0.10	0.10
	2586_C	Health Worker II	2,823	B	3,431	2.00	2.00

Fund	HCM Job Class	Job Class Title	Low	Type	High	2025-2026 FTE	2026-2027 FTE
10582 SR OCOH Nov18 PropCHomelessSvc	2587_C	Health Worker III	3,090	B	3,753	2.00	2.00
	2588_C	Health Worker IV	3,607	B	4,388	3.00	3.00
	2593_C	Health Program Coordinator III	4,666	B	5,672	1.00	1.00
	2830_C	Public Health Nurse	6,467	B	8,657	0.00	0.00
	2930_C	Behavioral Health Clinician	4,414	B	5,363	4.00	4.00
	2931_C	Marriage, Family And Child Counselor	4,286	B	5,208	1.00	1.00
	2932_C	Senior Behavioral Health Clinician	4,634	B	5,630	2.80	2.80
	TEMPM_E	Temporary - Miscellaneous	5,251	B	5,251	4.05	4.05
	0922_C	Manager I	5,176	B	6,609	1.00	1.00
	0923_C	Manager II	5,560	B	7,096	2.00	2.00
	0931_C	Manager III	5,995	B	7,652	1.00	1.00
	0932_C	Manager IV	6,436	B	8,212	1.00	1.00
	1406_C	Senior Clerk	2,579	B	3,800	2.00	2.00
	1822_C	Administrative Analyst	4,019	B	4,887	1.00	1.00
	1824_C	Principal Administrative Analyst	5,425	B	6,595	2.00	2.00
	2119_C	Health Care Analyst	4,090	B	4,971	4.00	4.00
	2320_C	Registered Nurse	6,467	B	8,657	2.50	2.50
	2328_C	Nurse Practitioner	8,011	B	11,557	1.00	1.00
	2409_C	Pharmacy Technician	3,800	B	4,620	5.00	5.00
	2450_C	Pharmacist	6,595	B	8,415	4.00	4.00
	2454_C	Clinical Pharmacist	7,270	B	9,278	3.00	3.00
	2587_C	Health Worker III	3,090	B	3,753	24.00	24.00
	2589_C	Health Program Coordinator I	3,663	B	4,451	2.00	2.00
	2591_C	Health Program Coordinator II	4,170	B	5,066	4.00	4.00
	2593_C	Health Program Coordinator III	4,666	B	5,672	5.00	5.00
	2802_C	Epidemiologist I	3,711	B	4,508	0.00	0.00
	2803_C	Epidemiologist II	4,734	B	5,756	2.00	2.00
11580 SR Community Health-Grants	2820_C	Senior Health Program Planner	4,862	B	5,909	1.00	1.00
	2908_C	Senior Hospital Eligibility Worker	3,537	B	4,301	2.00	2.00
	2930_C	Behavioral Health Clinician	4,414	B	5,363	27.00	27.00
	2932_C	Senior Behavioral Health Clinician	4,634	B	5,630	11.00	11.00
	9252_C	Communications Specialist	4,546	B	5,526	1.00	1.00
	TEMPM_E	Temporary - Miscellaneous	5,251	B	5,251	3.50	3.50
	1404_C	Clerk	2,486	B	3,022	0.65	0.65
	1406_C	Senior Clerk	2,579	B	3,800	3.74	3.65
	1657_C	Accountant IV	5,423	B	6,590	0.50	0.50
	1822_C	Administrative Analyst	4,019	B	4,887	1.00	1.00
	2119_C	Health Care Analyst	4,090	B	4,971	0.00	0.00
	2232_C	Senior Physician Specialist	9,713	B	13,686	0.80	0.80
	2320_C	Registered Nurse	6,467	B	8,657	1.25	1.25
	2586_C	Health Worker II	2,823	B	3,431	0.48	0.48
	2587_C	Health Worker III	3,090	B	3,753	1.00	1.00
	2589_C	Health Program Coordinator I	3,663	B	4,451	1.00	1.00
	2591_C	Health Program Coordinator II	4,170	B	5,066	1.00	1.00

Fund	HCM Job Class	Job Class Title	Low	Type	High	2025-2026	2026-2027
						FTE	FTE
11630 SR Public Health	2593_C	Health Program Coordinator III	4,666	B	5,672	0.59	0.59
	2803_C	Epidemiologist II	4,734	B	5,756	0.00	0.00
	2822_C	Health Educator	4,398	B	5,347	0.00	0.00
	2910_C	Social Worker	3,181	B	3,866	2.00	2.00
	2930_C	Behavioral Health Clinician	4,414	B	5,363	2.31	2.31
	2931_C	Marriage, Family And Child Counselor	4,286	B	5,208	3.50	3.50
	2932_C	Senior Behavioral Health Clinician	4,634	B	5,630	0.75	0.75
	TEMPM_E	Temporary - Miscellaneous	5,251	B	5,251	4.87	4.87
	0922_C	Manager I	5,176	B	6,609	3.00	3.00
	0923_C	Manager II	5,560	B	7,096	2.00	2.00
	0931_C	Manager III	5,995	B	7,652	2.00	2.00
	1043_C	IS Engineer-Senior	5,911	B	7,438	1.00	1.00
	1052_C	IS Business Analyst	4,303	B	5,413	1.00	1.00
	1053_C	IS Business Analyst-Senior	4,981	B	6,268	1.00	1.00
	1406_C	Senior Clerk	2,579	B	3,800	4.00	4.00
	1636_C	Health Care Billing Clerk II	3,274	B	3,978	1.00	1.00
	1657_C	Accountant IV	5,423	B	6,590	1.00	1.00
	1822_C	Administrative Analyst	4,019	B	4,887	1.00	1.00
	1823_C	Senior Administrative Analyst	4,686	B	5,695	3.00	3.00
	1842_C	Management Assistant	3,703	B	4,498	0.80	0.80
	2119_C	Health Care Analyst	4,090	B	4,971	5.74	5.74
	2230_C	Physician Specialist	8,812	B	12,716	1.00	1.00
	2242_C	Senior Psychiatric Physician Specialist	11,729	B	16,917	3.69	3.64
	2320_C	Registered Nurse	6,467	B	8,657	2.00	2.00
	2322_C	Nurse Manager	7,511	B	10,932	1.00	1.00
	2328_C	Nurse Practitioner	8,011	B	11,557	2.54	2.30
	2409_C	Pharmacy Technician	3,800	B	4,620	1.00	1.00
	2430_C	Medical Evaluations Assistant	2,566	B	3,923	1.00	1.00
	2454_C	Clinical Pharmacist	7,270	B	9,278	0.88	0.88
	2566_C	Rehabilitation Counselor	3,566	B	4,336	1.00	1.00
	2574_C	Clinical Psychologist	4,963	B	6,029	2.58	2.58
	2575_C	Research Psychologist	5,330	B	6,478	0.92	0.92
	2585_C	Health Worker I	2,524	B	3,064	5.96	5.96
	2586_C	Health Worker II	2,823	B	3,431	7.12	7.00
	2587_C	Health Worker III	3,090	B	3,753	13.50	13.50
	2588_C	Health Worker IV	3,607	B	4,388	8.48	8.48
	2589_C	Health Program Coordinator I	3,663	B	4,451	1.00	1.00
	2591_C	Health Program Coordinator II	4,170	B	5,066	5.29	4.00
	2593_C	Health Program Coordinator III	4,666	B	5,672	17.65	17.41
	2802_C	Epidemiologist I	3,711	B	4,508	1.00	1.00
	2803_C	Epidemiologist II	4,734	B	5,756	4.00	4.00
	2819_C	Assistant Health Educator	3,730	B	4,529	1.00	1.00
	2830_C	Public Health Nurse	6,467	B	8,657	1.00	1.00
	2903_C	Hospital Eligibility Worker	3,090	B	3,753	2.00	2.00

Fund	HCM Job Class	Job Class Title	Low	Type	High	2025-2026 FTE	2026-2027 FTE
11650 SR Opioid Settlement Fund	2908_C	Senior Hospital Eligibility Worker	3,537	B	4,301	2.00	2.00
	2930_C	Behavioral Health Clinician	4,414	B	5,363	23.19	23.19
	2931_C	Marriage, Family And Child Counselor	4,286	B	5,208	4.00	4.00
	2932_C	Senior Behavioral Health Clinician	4,634	B	5,630	12.00	12.00
	9924_C	Public Service Aide - Health Services	2,139	B	2,139	0.00	0.00
	TEMPM_E	Temporary - Miscellaneous	5,251	B	5,251	1.06	1.06
	0931_C	Manager III	5,995	B	7,652	1.00	1.00
	0941_C	Manager VI	7,450	B	9,510	1.00	1.00
	1823_C	Senior Administrative Analyst	4,686	B	5,695	1.00	1.00
	2589_C	Health Program Coordinator I	3,663	B	4,451	1.00	1.00
	2591_C	Health Program Coordinator II	4,170	B	5,066	1.00	1.00
	2593_C	Health Program Coordinator III	4,666	B	5,672	1.80	2.00
	TEMPM_E	Temporary - Miscellaneous	5,251	B	5,251	1.97	1.97
<b>207703 Division Total</b>						<b>951.96</b>	<b>942.45</b>

## Division: 207705 - HNS Health Network Services

10000 GF Annual Account Ctrl	0922_C	Manager I	5,176	B	6,609	3.00	3.00
	0923_C	Manager II	5,560	B	7,096	5.60	5.60
	0931_C	Manager III	5,995	B	7,652	3.00	3.00
	0932_C	Manager IV	6,436	B	8,212	2.80	3.00
	0933_C	Manager V	6,940	B	8,858	3.00	3.00
	0941_C	Manager VI	7,450	B	9,510	5.00	5.00
	0942_C	Manager VII	7,983	B	10,186	3.00	3.00
	0943_C	Manager VIII	9,032	B	11,524	3.00	3.00
	0953_C	Deputy Director III	7,450	B	9,510	1.00	1.00
	0955_C	Deputy Director V	9,032	B	11,524	2.00	2.00
	1165_C	Manager, Department of Public Health	10,186	B	13,000	1.00	1.00
	1166_C	Administrator, Department of Public Health	11,304	B	14,425	1.00	1.00
	1404_C	Clerk	2,486	B	3,022	8.50	8.50
	1406_C	Senior Clerk	2,579	B	3,800	12.88	12.88
	1408_C	Principal Clerk	3,403	B	4,139	2.90	2.90
	1430_C	Transcriber Typist	2,838	B	3,445	1.00	1.00
	1440_C	Medical Transcriber Typist	3,015	B	3,663	3.00	3.00
	1634_C	Principal Account Clerk	3,490	B	4,241	1.00	1.00
	1635_C	Health Care Billing Clerk I	2,913	B	3,537	3.00	3.00
	1636_C	Health Care Billing Clerk II	3,274	B	3,978	4.00	4.00
	1637_C	Patient Accounts Clerk	3,397	B	4,129	1.00	1.00
	1654_C	Accountant III	4,686	B	5,695	3.00	3.00
	1657_C	Accountant IV	5,423	B	6,590	1.00	1.00
	1662_C	Patient Accounts Assistant Supervisor	3,524	B	4,286	1.00	1.00
	1663_C	Patient Accounts Supervisor	4,019	B	4,887	1.00	1.00
	1820_C	Junior Administrative Analyst	3,056	B	3,716	1.00	1.00
	1822_C	Administrative Analyst	4,019	B	4,887	4.90	4.90
	1823_C	Senior Administrative Analyst	4,686	B	5,695	3.15	3.15

Fund	HCM Job Class	Job Class Title	Low	Type	High	2025-2026 FTE	2026-2027 FTE
	1824_C	Principal Administrative Analyst	5,425	B	6,595	5.95	5.95
	1934_C	Storekeeper	2,722	B	3,306	1.00	1.00
	2110_C	Medical Records Clerk	2,933	B	3,566	41.40	41.60
	2112_C	Medical Record Technician	3,291	B	4,002	38.00	38.00
	2114_C	Medical Records Technician Supervisor	3,848	B	4,675	5.00	5.00
	2119_C	Health Care Analyst	4,090	B	4,971	10.90	10.90
	2204_C	Dental Hygienist	4,433	B	5,388	2.00	2.00
	2218_C	Physician Assistant	8,011	B	11,557	0.60	0.60
	2230_C	Physician Specialist	8,812	B	12,716	6.73	6.73
	2232_C	Senior Physician Specialist	9,713	B	13,686	3.68	3.60
	2233_C	Supervising Physician Specialist	10,456	B	14,718	1.70	1.70
	2242_C	Senior Psychiatric Physician Specialist	11,729	B	16,917	1.00	1.00
	2303_C	Patient Care Assistant	2,566	B	3,923	9.80	11.00
	2312_C	Licensed Vocational Nurse	3,473	B	4,221	1.00	1.00
	2320_C	Registered Nurse	6,467	B	8,657	76.70	79.70
	2322_C	Nurse Manager	7,511	B	10,932	10.95	11.15
	2324_C	Nursing Supervisor	8,277	B	12,049	1.65	1.65
	2328_C	Nurse Practitioner	8,011	B	11,557	8.50	8.70
	2409_C	Pharmacy Technician	3,800	B	4,620	0.80	1.00
	2430_C	Medical Evaluations Assistant	2,566	B	3,923	5.00	5.00
	2454_C	Clinical Pharmacist	7,270	B	9,278	0.80	1.00
	2542_C	Speech Pathologist	4,900	B	6,564	2.80	2.80
	2548_C	Occupational Therapist	4,441	B	6,253	8.93	8.93
	2550_C	Senior Occupational Therapist	5,020	B	7,062	1.00	1.00
	2554_C	Therapy Aide	3,524	B	4,286	0.98	0.98
	2555_C	Physical Therapist Assistant	3,737	B	5,009	1.00	1.00
	2556_C	Physical Therapist	4,441	B	6,253	17.23	17.23
	2558_C	Senior Physical Therapist	5,020	B	7,062	2.00	2.00
	2583_C	Home Health Aide	2,100	B	2,546	3.00	3.00
	2585_C	Health Worker I	2,524	B	3,064	8.80	8.80
	2586_C	Health Worker II	2,823	B	3,431	43.90	45.70
	2587_C	Health Worker III	3,090	B	3,753	17.28	18.20
	2588_C	Health Worker IV	3,607	B	4,388	7.60	8.00
	2589_C	Health Program Coordinator I	3,663	B	4,451	2.45	2.45
	2591_C	Health Program Coordinator II	4,170	B	5,066	7.65	7.65
	2593_C	Health Program Coordinator III	4,666	B	5,672	14.66	15.30
	2803_C	Epidemiologist II	4,734	B	5,756	0.90	0.90
	2820_C	Senior Health Program Planner	4,862	B	5,909	0.90	0.90
	2830_C	Public Health Nurse	6,467	B	8,657	21.49	21.49
	2846_C	Nutritionist	4,313	B	5,247	1.00	1.00
	2903_C	Hospital Eligibility Worker	3,090	B	3,753	38.30	38.50
	2908_C	Senior Hospital Eligibility Worker	3,537	B	4,301	4.80	5.00
	2909_C	Hospital Eligibility Worker Supervisor	4,326	B	5,259	4.00	4.00
	2910_C	Social Worker	3,181	B	3,866	2.25	2.25

Fund	HCM Job Class	Job Class Title	Low	Type	High	2025-2026	2026-2027
						FTE	FTE
10010 GF Annual Authority Ctrl	2920_C	Medical Social Worker	4,286	B	5,208	6.50	6.50
	2924_C	Medical Social Work Supervisor	4,789	B	5,821	1.00	1.00
	2930_C	Behavioral Health Clinician	4,414	B	5,363	8.35	8.95
	2932_C	Senior Behavioral Health Clinician	4,634	B	5,630	4.01	4.45
	P103_C	Special Nurse	8,082	B	10,821	3.87	4.05
	P103_E	Special Nurse	8,082	B	10,821	1.08	1.13
	TEMPM_E	Temporary - Miscellaneous	5,251	B	5,251	5.17	5.19
	TEMPN_E	Temporary - Nurses	9,367	B	9,367	0.22	0.22
	0933_C	Manager V	6,940	B	8,858	1.00	1.00
	0941_C	Manager VI	7,450	B	9,510	1.00	1.00
	1031_C	IS Trainer-Assistant	3,314	B	4,027	1.00	1.00
	1032_C	IS Trainer-Journey	4,027	B	4,900	3.00	3.00
	1052_C	IS Business Analyst	4,303	B	5,413	18.00	18.00
	1053_C	IS Business Analyst-Senior	4,981	B	6,268	15.00	15.00
	1054_C	IS Business Analyst-Principal	5,769	B	7,257	23.00	23.00
	1063_C	IS Programmer Analyst-Senior	4,736	B	5,960	1.00	1.00
	1064_C	IS Programmer Analyst-Principal	5,515	B	6,937	1.00	1.00
	1070_C	IS Project Director	6,359	B	7,999	5.00	5.00
	1092_C	IT Operations Support Administrator II	3,347	B	4,150	0.40	0.40
	1093_C	IT Operations Support Administrator III	4,068	B	5,044	0.00	0.00
	2114_C	Medical Records Technician Supervisor	3,848	B	4,675	1.00	1.00
	2320_C	Registered Nurse	6,467	B	8,657	20.00	20.00
	2323_C	Clinical Nurse Specialist	8,015	B	11,560	1.00	1.00
	2450_C	Pharmacist	6,595	B	8,415	1.00	1.00
	2454_C	Clinical Pharmacist	7,270	B	9,278	1.00	1.00
	2909_C	Hospital Eligibility Worker Supervisor	4,326	B	5,259	1.00	1.00
	9976_C	Technology Expert I		B		14.00	14.00
	9978_C	Technology Expert II		B		1.00	1.00
	P103_C	Special Nurse	8,082	B	10,821	0.20	0.20
	TEMPM_E	Temporary - Miscellaneous	5,251	B	5,251	2.06	2.06
10060 GF Work Order	1406_C	Senior Clerk	2,579	B	3,800	4.00	4.00
	2204_C	Dental Hygienist	4,433	B	5,388	0.62	0.62
	2230_C	Physician Specialist	8,812	B	12,716	0.90	0.90
	2320_C	Registered Nurse	6,467	B	8,657	18.40	18.40
	2322_C	Nurse Manager	7,511	B	10,932	2.57	2.57
	2328_C	Nurse Practitioner	8,011	B	11,557	2.10	2.10
	2450_C	Pharmacist	6,595	B	8,415	1.00	1.00
	2538_C	Audiometrist	4,553	B	5,809	0.50	0.50
	2586_C	Health Worker II	2,823	B	3,431	12.00	12.00
	2587_C	Health Worker III	3,090	B	3,753	4.24	5.20
	2591_C	Health Program Coordinator II	4,170	B	5,066	0.62	0.62
	2830_C	Public Health Nurse	6,467	B	8,657	12.59	12.59
	2930_C	Behavioral Health Clinician	4,414	B	5,363	2.52	3.00
	P103_C	Special Nurse	8,082	B	10,821	0.70	0.70

Fund	HCM Job Class	Job Class Title	Low	Type	High	2025-2026	2026-2027
						FTE	FTE
10582 SR OCOH Nov18 PropCHomelessSvc	P103_E	Special Nurse	8,082	B	10,821	0.50	0.50
	TEMPM_E	Temporary - Miscellaneous	5,251	B	5,251	1.55	1.55
	TEMPN_E	Temporary - Nurses	9,367	B	9,367	4.41	4.41
	2119_C	Health Care Analyst	4,090	B	4,971	1.00	1.00
	2230_C	Physician Specialist	8,812	B	12,716	1.00	1.00
	2312_C	Licensed Vocational Nurse	3,473	B	4,221	1.00	1.00
	2320_C	Registered Nurse	6,467	B	8,657	19.00	19.00
	2322_C	Nurse Manager	7,511	B	10,932	1.00	1.00
	2324_C	Nursing Supervisor	8,277	B	12,049	1.00	1.00
	2328_C	Nurse Practitioner	8,011	B	11,557	6.50	6.50
	2586_C	Health Worker II	2,823	B	3,431	4.00	4.00
	2587_C	Health Worker III	3,090	B	3,753	17.00	17.00
	2588_C	Health Worker IV	3,607	B	4,388	3.00	3.00
	2593_C	Health Program Coordinator III	4,666	B	5,672	2.00	2.00
	2930_C	Behavioral Health Clinician	4,414	B	5,363	5.00	5.00
	2932_C	Senior Behavioral Health Clinician	4,634	B	5,630	5.00	5.00
	P103_C	Special Nurse	8,082	B	10,821	1.00	1.00
	P103_E	Special Nurse	8,082	B	10,821	0.08	0.10
	TEMPM_E	Temporary - Miscellaneous	5,251	B	5,251	0.02	0.02
	0922_C	Manager I	5,176	B	6,609	0.00	0.00
11580 SR Community Health-Grants	0923_C	Manager II	5,560	B	7,096	0.90	0.90
	0932_C	Manager IV	6,436	B	8,212	0.20	0.20
	1406_C	Senior Clerk	2,579	B	3,800	2.70	2.70
	1408_C	Principal Clerk	3,403	B	4,139	0.10	0.10
	1652_C	Accountant II	3,874	B	4,706	0.00	0.00
	1822_C	Administrative Analyst	4,019	B	4,887	0.30	0.30
	1823_C	Senior Administrative Analyst	4,686	B	5,695	0.70	0.70
	1824_C	Principal Administrative Analyst	5,425	B	6,595	1.35	1.35
	2119_C	Health Care Analyst	4,090	B	4,971	1.10	1.10
	2204_C	Dental Hygienist	4,433	B	5,388	0.38	0.38
	2230_C	Physician Specialist	8,812	B	12,716	0.55	0.55
	2232_C	Senior Physician Specialist	9,713	B	13,686	0.10	0.10
	2233_C	Supervising Physician Specialist	10,456	B	14,718	0.30	0.30
	2320_C	Registered Nurse	6,467	B	8,657	0.00	0.00
	2322_C	Nurse Manager	7,511	B	10,932	3.78	3.78
	2324_C	Nursing Supervisor	8,277	B	12,049	0.35	0.35
	2538_C	Audiometrist	4,553	B	5,809	0.50	0.50
	2585_C	Health Worker I	2,524	B	3,064	7.20	7.20
	2586_C	Health Worker II	2,823	B	3,431	8.30	8.30
	2587_C	Health Worker III	3,090	B	3,753	6.20	6.20
	2589_C	Health Program Coordinator I	3,663	B	4,451	0.55	0.55
	2591_C	Health Program Coordinator II	4,170	B	5,066	0.73	0.73
	2593_C	Health Program Coordinator III	4,666	B	5,672	6.70	6.70
	2803_C	Epidemiologist II	4,734	B	5,756	0.10	0.10

Fund	HCM Job Class	Job Class Title	Low	Type	High	2025-2026 FTE	2026-2027 FTE
11650 SR Opioid Settlement Fund	2819_C	Assistant Health Educator	3,730	B	4,529	1.00	1.00
	2820_C	Senior Health Program Planner	4,862	B	5,909	1.10	1.10
	2822_C	Health Educator	4,398	B	5,347	1.00	1.00
	2830_C	Public Health Nurse	6,467	B	8,657	26.07	26.07
	2846_C	Nutritionist	4,313	B	5,247	9.48	9.48
	2910_C	Social Worker	3,181	B	3,866	2.75	2.75
	2930_C	Behavioral Health Clinician	4,414	B	5,363	1.45	1.45
	2932_C	Senior Behavioral Health Clinician	4,634	B	5,630	0.55	0.55
	P103_E	Special Nurse	8,082	B	10,821	1.78	1.88
	TEMPM_E	Temporary - Miscellaneous	5,251	B	5,251	4.63	4.71
	TEMPN_E	Temporary - Nurses	9,367	B	9,367	0.00	0.00
	2232_C	Senior Physician Specialist	9,713	B	13,686	1.00	1.00
	2322_C	Nurse Manager	7,511	B	10,932	1.00	1.00
	2328_C	Nurse Practitioner	8,011	B	11,557	4.00	4.00
	2591_C	Health Program Coordinator II	4,170	B	5,066	1.00	1.00
	2593_C	Health Program Coordinator III	4,666	B	5,672	1.00	1.00
	2908_C	Senior Hospital Eligibility Worker	3,537	B	4,301	1.00	1.00
<b>207705 Division Total</b>						<b>912.39</b>	<b>924.80</b>

## Division: 240642 - HPC Primary Care

10000 GF Annual Account Ctrl	0922_C	Manager I	5,176	B	6,609	1.00	1.00
	0923_C	Manager II	5,560	B	7,096	0.00	0.00
	0931_C	Manager III	5,995	B	7,652	1.00	1.00
	0932_C	Manager IV	6,436	B	8,212	1.00	1.00
	0941_C	Manager VI	7,450	B	9,510	1.00	1.00
	0942_C	Manager VII	7,983	B	10,186	1.00	1.00
	1406_C	Senior Clerk	2,579	B	3,800	3.00	3.00
	1408_C	Principal Clerk	3,403	B	4,139	1.00	1.00
	1637_C	Patient Accounts Clerk	3,397	B	4,129	0.00	0.00
	1823_C	Senior Administrative Analyst	4,686	B	5,695	2.00	2.00
	1824_C	Principal Administrative Analyst	5,425	B	6,595	1.00	1.00
	2119_C	Health Care Analyst	4,090	B	4,971	0.00	0.00
	2202_C	Dental Aide	3,259	B	3,963	17.63	17.63
	2204_C	Dental Hygienist	4,433	B	5,388	1.00	1.00
	2210_C	Dentist	7,027	B	9,422	7.96	7.96
	2230_C	Physician Specialist	8,812	B	12,716	31.97	31.97
	2232_C	Senior Physician Specialist	9,713	B	13,686	2.80	2.80
	2233_C	Supervising Physician Specialist	10,456	B	14,718	11.00	11.00
	2242_C	Senior Psychiatric Physician Specialist	11,729	B	16,917	2.21	2.21
	2312_C	Licensed Vocational Nurse	3,473	B	4,221	8.00	8.00
	2320_C	Registered Nurse	6,467	B	8,657	36.20	36.20
	2322_C	Nurse Manager	7,511	B	10,932	8.50	8.50
	2324_C	Nursing Supervisor	8,277	B	12,049	2.00	2.00
	2328_C	Nurse Practitioner	8,011	B	11,557	25.21	25.21
	2409_C	Pharmacy Technician	3,800	B	4,620	2.00	2.00



Fund	HCM Job Class	Job Class Title	Low	Type	High	2025-2026	2026-2027
						FTE	FTE
10010 GF Annual Authority Ctrl	2430_C	Medical Evaluations Assistant	2,566	B	3,923	65.38	65.38
	2453_C	Supervising Pharmacist	8,133	B	9,883	1.00	1.00
	2454_C	Clinical Pharmacist	7,270	B	9,278	9.00	9.00
	2574_C	Clinical Psychologist	4,963	B	6,029	1.00	1.00
	2585_C	Health Worker I	2,524	B	3,064	1.00	1.00
	2586_C	Health Worker II	2,823	B	3,431	21.00	21.00
	2587_C	Health Worker III	3,090	B	3,753	4.45	4.45
	2588_C	Health Worker IV	3,607	B	4,388	1.00	1.00
	2591_C	Health Program Coordinator II	4,170	B	5,066	6.00	6.00
	2593_C	Health Program Coordinator III	4,666	B	5,672	17.00	17.00
	2846_C	Nutritionist	4,313	B	5,247	7.08	7.08
	2903_C	Hospital Eligibility Worker	3,090	B	3,753	52.00	52.00
	2908_C	Senior Hospital Eligibility Worker	3,537	B	4,301	7.00	7.00
	2909_C	Hospital Eligibility Worker Supervisor	4,326	B	5,259	5.00	5.00
	2930_C	Behavioral Health Clinician	4,414	B	5,363	22.20	22.20
	2932_C	Senior Behavioral Health Clinician	4,634	B	5,630	5.10	5.10
	P103_E	Special Nurse	8,082	B	10,821	0.90	0.90
	TEMPM_E	Temporary - Miscellaneous	5,251	B	5,251	4.20	4.20
	TEMPN_E	Temporary - Nurses	9,367	B	9,367	0.02	0.02
	2204_C	Dental Hygienist	4,433	B	5,388	2.00	2.00
	TEMPM_E	Temporary - Miscellaneous	5,251	B	5,251	0.07	0.07
10020 GF Continuing Authority Ctrl	1842_C	Management Assistant	3,703	B	4,498	1.00	1.00
	2565_C	Acupuncturist	3,560	B	4,326	3.00	3.00
	2585_C	Health Worker I	2,524	B	3,064	0.00	0.00
	2589_C	Health Program Coordinator I	3,663	B	4,451	5.00	5.00
	2593_C	Health Program Coordinator III	4,666	B	5,672	0.00	0.00
	TEMPM_E	Temporary - Miscellaneous	5,251	B	5,251	7.85	7.85
10060 GF Work Order	2230_C	Physician Specialist	8,812	B	12,716	0.50	0.50
	2232_C	Senior Physician Specialist	9,713	B	13,686	0.00	0.00
	2242_C	Senior Psychiatric Physician Specialist	11,729	B	16,917	0.00	0.00
	2328_C	Nurse Practitioner	8,011	B	11,557	0.00	0.00
	2930_C	Behavioral Health Clinician	4,414	B	5,363	1.00	1.00
	TEMPM_E	Temporary - Miscellaneous	5,251	B	5,251	0.00	0.00
	TEMPN_E	Temporary - Nurses	9,367	B	9,367	0.00	0.00
11580 SR Community Health-Grants	2210_C	Dentist	7,027	B	9,422	0.40	0.40
	2230_C	Physician Specialist	8,812	B	12,716	0.20	0.20
	2328_C	Nurse Practitioner	8,011	B	11,557	0.98	0.98
	2430_C	Medical Evaluations Assistant	2,566	B	3,923	1.00	1.00
	2830_C	Public Health Nurse	6,467	B	8,657	0.80	0.80
	2930_C	Behavioral Health Clinician	4,414	B	5,363	1.80	1.80
	2932_C	Senior Behavioral Health Clinician	4,634	B	5,630	0.90	0.90
	TEMPM_E	Temporary - Miscellaneous	5,251	B	5,251	1.88	1.88
	TEMPN_E	Temporary - Nurses	9,367	B	9,367	0.56	0.56
21080 SFGH-Op Annual Account Ctrl	2232_C	Senior Physician Specialist	9,713	B	13,686	0.00	0.00

Fund	HCM Job Class	Job Class Title	Low	Type	High	2025-2026 FTE	2026-2027 FTE
	2312_C	Licensed Vocational Nurse	3,473	B	4,221	3.00	3.00
	2320_C	Registered Nurse	6,467	B	8,657	24.95	24.95
	2322_C	Nurse Manager	7,511	B	10,932	3.00	3.00
	2328_C	Nurse Practitioner	8,011	B	11,557	18.48	18.48
	2430_C	Medical Evaluations Assistant	2,566	B	3,923	46.13	46.13
	2454_C	Clinical Pharmacist	7,270	B	9,278	1.00	1.00
	2542_C	Speech Pathologist	4,900	B	6,564	0.50	0.50
	2586_C	Health Worker II	2,823	B	3,431	12.50	12.50
	2587_C	Health Worker III	3,090	B	3,753	1.00	1.00
	2593_C	Health Program Coordinator III	4,666	B	5,672	3.00	3.00
	2903_C	Hospital Eligibility Worker	3,090	B	3,753	29.00	29.00
	2908_C	Senior Hospital Eligibility Worker	3,537	B	4,301	3.00	3.00
	2909_C	Hospital Eligibility Worker Supervisor	4,326	B	5,259	3.00	3.00
	2930_C	Behavioral Health Clinician	4,414	B	5,363	9.00	9.00
	2932_C	Senior Behavioral Health Clinician	4,634	B	5,630	1.00	1.00
	P103_E	Special Nurse	8,082	B	10,821	1.77	1.77
	TEMPM_E	Temporary - Miscellaneous	5,251	B	5,251	0.69	0.69
	TEMPN_E	Temporary - Nurses	9,367	B	9,367	0.56	0.56
21490 LHH-Op Annual Account Ctrl	2230_C	Physician Specialist	8,812	B	12,716	0.00	0.00
<b>240642 Division Total</b>						<b>589.33</b>	<b>589.33</b>

## Division: 240649 - HLH Laguna Honda Hospital

21490 LHH-Op Annual Account Ctrl	0922_C	Manager I	5,176	B	6,609	6.00	6.00
	0923_C	Manager II	5,560	B	7,096	4.00	4.00
	0931_C	Manager III	5,995	B	7,652	4.00	4.00
	0932_C	Manager IV	6,436	B	8,212	1.00	1.00
	0933_C	Manager V	6,940	B	8,858	1.00	1.00
	0941_C	Manager VI	7,450	B	9,510	4.00	4.00
	0942_C	Manager VII	7,983	B	10,186	2.00	2.00
	0943_C	Manager VIII	9,032	B	11,524	2.00	2.00
	0955_C	Deputy Director V	9,032	B	11,524	0.00	0.00
	1165_C	Manager, Department of Public Health	10,186	B	13,000	1.00	1.00
	1241_C	Human Resources Analyst	3,674	B	5,410	0.19	0.19
	1246_C	Principal Human Resources Analyst	5,867	B	7,131	0.81	0.81
	1404_C	Clerk	2,486	B	3,022	2.00	2.00
	1406_C	Senior Clerk	2,579	B	3,800	13.00	13.00
	1410_C	Chief Clerk	3,905	B	4,745	1.00	1.00
	1426_C	Senior Clerk Typist	2,838	B	3,800	0.00	0.00
	1428_C	Unit Clerk	3,015	B	3,663	16.00	16.00
	1429_C	Nurses Staffing Assistant	2,856	B	3,470	8.00	8.00
	1630_C	Account Clerk	2,668	B	3,242	1.00	1.00
	1632_C	Senior Account Clerk	3,090	B	3,753	1.00	1.00
	1634_C	Principal Account Clerk	3,490	B	4,241	2.00	2.00
	1635_C	Health Care Billing Clerk I	2,913	B	3,537	2.00	2.00
	1636_C	Health Care Billing Clerk II	3,274	B	3,978	5.00	5.00

Fund	HCM Job Class	Job Class Title	Low	Type	High	2025-2026 FTE	2026-2027 FTE
	1637_C	Patient Accounts Clerk	3,397	B	4,129	2.00	2.00
	1652_C	Accountant II	3,874	B	4,706	2.00	2.00
	1654_C	Accountant III	4,686	B	5,695	3.00	3.00
	1657_C	Accountant IV	5,423	B	6,590	2.00	2.00
	1663_C	Patient Accounts Supervisor	4,019	B	4,887	1.00	1.00
	1664_C	Patient Accounts Manager	4,607	B	5,595	1.00	1.00
	1708_C	Senior Telephone Operator	2,722	B	3,306	3.50	3.50
	1820_C	Junior Administrative Analyst	3,056	B	3,716	1.00	1.00
	1822_C	Administrative Analyst	4,019	B	4,887	3.00	3.00
	1823_C	Senior Administrative Analyst	4,686	B	5,695	3.00	3.00
	1824_C	Principal Administrative Analyst	5,425	B	6,595	1.00	2.00
	1825_C	Principal Administrative Analyst II	5,940	B	7,224	3.00	3.00
	1934_C	Storekeeper	2,722	B	3,306	7.00	7.00
	1942_C	Assistant Materials Coordinator	4,573	B	5,560	2.00	2.00
	2105_C	Patient Services Finance Technician	2,845	B	3,456	1.00	0.00
	2106_C	Medical Staff Services Department Specialist	3,212	B	3,905	1.00	1.00
	2119_C	Health Care Analyst	4,090	B	4,971	4.00	4.00
	2230_C	Physician Specialist	8,812	B	12,716	3.00	3.00
	2232_C	Senior Physician Specialist	9,713	B	13,686	23.40	23.40
	2233_C	Supervising Physician Specialist	10,456	B	14,718	1.00	1.00
	2242_C	Senior Psychiatric Physician Specialist	11,729	B	16,917	3.40	3.40
	2243_C	Supervising Psychiatric Physician Specialist	12,624	B	18,195	0.50	0.50
	2302_C	Nursing Assistant	3,229	B	3,923	77.10	77.10
	2303_C	Patient Care Assistant	2,566	B	3,923	388.00	388.00
	2312_C	Licensed Vocational Nurse	3,473	B	4,221	106.15	106.15
	2320_C	Registered Nurse	6,467	B	8,657	197.96	197.96
	2322_C	Nurse Manager	7,511	B	10,932	23.00	23.00
	2323_C	Clinical Nurse Specialist	8,015	B	11,560	4.00	4.00
	2324_C	Nursing Supervisor	8,277	B	12,049	7.00	7.00
	2390_C	Sterile Processing and Distribution Technician	3,371	B	4,098	3.00	3.00
	2392_C	Sr Sterile Processing and Distribution Technician	4,139	B	5,029	1.00	1.00
	2409_C	Pharmacy Technician	3,800	B	4,620	14.00	14.00
	2424_C	Diagnostic Imaging Assistant	3,115	B	3,789	1.00	1.00
	2430_C	Medical Evaluations Assistant	2,566	B	3,923	5.00	5.00
	2450_C	Pharmacist	6,595	B	8,415	9.30	9.30
	2453_C	Supervising Pharmacist	8,133	B	9,883	2.00	2.00
	2454_C	Clinical Pharmacist	7,270	B	9,278	4.00	4.00
	2471_C	Radiologic Technologist I, II, III	4,666	B	6,895	2.00	2.00
	2472_C	Radiologic Technologist Lead	5,400	B	7,240	1.00	1.00
	2520_C	Morgue Attendant	3,403	B	4,139	0.00	0.00
	2536_C	Respiratory Care Practitioner	3,537	B	4,301	4.00	4.00
	2542_C	Speech Pathologist	4,900	B	6,564	3.20	3.20

Fund	HCM Job Class	Job Class Title	Low	Type	High	2025-2026 FTE	2026-2027 FTE
	2548_C	Occupational Therapist	4,441	B	6,253	6.00	6.00
	2550_C	Senior Occupational Therapist	5,020	B	7,062	2.00	2.00
	2554_C	Therapy Aide	3,524	B	4,286	6.00	6.00
	2555_C	Physical Therapist Assistant	3,737	B	5,009	2.00	2.00
	2556_C	Physical Therapist	4,441	B	6,253	4.50	4.50
	2558_C	Senior Physical Therapist	5,020	B	7,062	1.00	1.00
	2573_C	Clinical Neuropsychologist	5,330	B	6,478	3.50	3.50
	2574_C	Clinical Psychologist	4,963	B	6,029	1.00	1.00
	2583_C	Home Health Aide	2,100	B	2,546	1.00	1.00
	2586_C	Health Worker II	2,823	B	3,431	4.00	4.00
	2587_C	Health Worker III	3,090	B	3,753	30.00	30.00
	2588_C	Health Worker IV	3,607	B	4,388	7.00	7.00
	2589_C	Health Program Coordinator I	3,663	B	4,451	0.00	0.00
	2591_C	Health Program Coordinator II	4,170	B	5,066	6.00	6.00
	2593_C	Health Program Coordinator III	4,666	B	5,672	2.00	2.00
	2604_C	Food Service Worker	2,251	B	2,872	68.25	68.25
	2606_C	Senior Food Service Worker	2,363	B	3,015	11.50	11.50
	2618_C	Food Service Supervisor	2,913	B	3,537	4.00	4.00
	2619_C	Senior Food Service Supervisor	3,212	B	3,905	1.00	1.00
	2620_C	Food Service Manager Administrator	3,866	B	4,697	3.00	3.00
	2622_C	Dietetic Technician	3,024	B	3,672	3.00	3.00
	2624_C	Dietitian	4,313	B	5,247	9.00	9.00
	2626_C	Chief Dietitian	4,535	B	5,510	1.00	1.00
	2654_C	Cook	3,015	B	3,663	10.00	10.00
	2656_C	Chef	3,403	B	4,139	1.00	1.00
	2736_C	Porter	2,599	B	3,157	105.00	105.00
	2738_C	Porter Assistant Supervisor	2,856	B	3,473	1.00	1.00
	2740_C	Porter Supervisor I	3,151	B	3,828	7.00	7.00
	2785_C	Assistant General Services Manager	3,456	B	4,200	2.00	2.00
	2830_C	Public Health Nurse	6,467	B	8,657	0.00	0.00
	2903_C	Hospital Eligibility Worker	3,090	B	3,753	4.00	4.00
	2908_C	Senior Hospital Eligibility Worker	3,537	B	4,301	5.00	5.00
	2909_C	Hospital Eligibility Worker Supervisor	4,326	B	5,259	1.00	1.00
	2920_C	Medical Social Worker	4,286	B	5,208	17.00	17.00
	2922_C	Senior Medical Social Worker	4,475	B	5,436	1.00	1.00
	2930_C	Behavioral Health Clinician	4,414	B	5,363	1.00	1.00
	2931_C	Marriage, Family And Child Counselor	4,286	B	5,208	1.00	1.00
	3370_C	Animal Care Attendant	2,591	B	3,305	0.00	0.00
	3417_C	Gardener	3,034	B	3,692	2.00	2.00
	3422_C	Park Section Supervisor	3,765	B	4,574	0.00	0.00
	3530_C	Chaplain	3,607	B	4,388	2.00	2.00
	4321_C	Cashier II	2,769	B	3,363	2.00	2.00
	5502_C	Project Manager I	7,324	B	7,324	1.00	1.00
	5504_C	Project Manager II	8,475	B	8,475	1.00	1.00

Fund	HCM Job Class	Job Class Title	Low	Type	High	2025-2026 FTE	2026-2027 FTE
	6138_C	Industrial Hygienist	5,453	B	6,628	0.00	0.00
	6139_C	Senior Industrial Hygienist	6,012	B	7,307	1.00	1.00
	7120_C	Buildings And Grounds Maintenance Superintendent	7,189	B	7,189	1.00	1.00
	7203_C	Buildings And Grounds Maintenance Supervisor	6,143	B	6,143	1.00	1.00
	7205_C	Chief Stationary Engineer	6,264	B	6,264	1.00	1.00
	7324_C	Beautician	3,046	B	3,703	1.00	1.00
	7334_C	Stationary Engineer	4,938	B	4,938	19.00	19.00
	7335_C	Senior Stationary Engineer	5,596	B	5,596	3.00	3.00
	7342_C	Locksmith	4,057	B	4,932	2.00	2.00
	7344_C	Carpenter	4,057	B	4,932	3.00	3.00
	7345_C	Electrician	4,686	B	5,693	3.00	3.00
	7346_C	Painter	3,663	B	4,451	3.00	3.00
	7347_C	Plumber	4,720	B	5,739	3.00	3.00
	7355_C	Truck Driver	3,595	B	4,576	1.00	1.00
	7524_C	Institution Utility Worker	2,480	B	3,015	10.00	10.00
	8211_C	Supervising Building and Grounds Patrol Officer	3,207	B	3,902	0.00	0.00
	P103_C	Special Nurse	8,082	B	10,821	8.27	8.27
	P103_E	Special Nurse	8,082	B	10,821	8.00	8.00
	TEMPM_E	Temporary - Miscellaneous	5,251	B	5,251	29.25	29.25
	TEMPN_E	Temporary - Nurses	9,367	B	9,367	2.81	2.81
<b>240649 Division Total</b>						<b>1,442.59</b>	<b>1,442.59</b>

## Division: 240661 - HPH Population Health Division

10000 GF Annual Account Ctrl	0922_C	Manager I	5,176	B	6,609	10.00	10.00
	0923_C	Manager II	5,560	B	7,096	2.00	2.00
	0931_C	Manager III	5,995	B	7,652	5.70	5.70
	0932_C	Manager IV	6,436	B	8,212	1.00	1.00
	0941_C	Manager VI	7,450	B	9,510	2.00	2.00
	0943_C	Manager VIII	9,032	B	11,524	2.00	2.00
	0953_C	Deputy Director III	7,450	B	9,510	1.00	1.00
	1052_C	IS Business Analyst	4,303	B	5,413	1.00	1.00
	1053_C	IS Business Analyst-Senior	4,981	B	6,268	1.00	1.00
	1091_C	IT Operations Support Administrator I	2,850	B	3,531	0.50	0.50
	1166_C	Administrator, Department of Public Health	11,304	B	14,425	1.00	1.00
	1232_C	Training Officer	4,231	B	5,144	3.00	3.00
	1406_C	Senior Clerk	2,579	B	3,800	16.25	16.25
	1408_C	Principal Clerk	3,403	B	4,139	2.00	2.00
	1630_C	Account Clerk	2,668	B	3,242	3.00	3.00
	1632_C	Senior Account Clerk	3,090	B	3,753	1.00	1.00
	1820_C	Junior Administrative Analyst	3,056	B	3,716	1.00	1.00
	1822_C	Administrative Analyst	4,019	B	4,887	2.50	2.50
	1823_C	Senior Administrative Analyst	4,686	B	5,695	10.85	10.85

Fund	HCM Job Class	Job Class Title	Low	Type	High	2025-2026 FTE	2026-2027 FTE
	1824_C	Principal Administrative Analyst	5,425	B	6,595	1.00	1.00
	1840_C	Junior Management Assistant	3,259	B	3,963	1.00	1.00
	1842_C	Management Assistant	3,703	B	4,498	1.50	1.50
	1944_C	Materials Coordinator	5,425	B	6,595	1.00	1.00
	1950_C	Assistant Purchaser	3,157	B	3,840	1.00	1.00
	2119_C	Health Care Analyst	4,090	B	4,971	3.00	3.00
	2230_C	Physician Specialist	8,812	B	12,716	1.00	1.00
	2232_C	Senior Physician Specialist	9,713	B	13,686	7.05	7.05
	2233_C	Supervising Physician Specialist	10,456	B	14,718	7.91	7.91
	2312_C	Licensed Vocational Nurse	3,473	B	4,221	3.23	3.23
	2320_C	Registered Nurse	6,467	B	8,657	8.60	8.60
	2322_C	Nurse Manager	7,511	B	10,932	4.95	4.95
	2328_C	Nurse Practitioner	8,011	B	11,557	6.84	6.84
	2402_C	Laboratory Technician I	2,687	B	3,266	1.00	1.00
	2416_C	Laboratory Technician II	3,034	B	3,692	8.32	8.32
	2463_C	Microbiologist I/II	3,894	B	6,796	12.40	12.40
	2585_C	Health Worker I	2,524	B	3,064	4.00	4.00
	2586_C	Health Worker II	2,823	B	3,431	10.50	10.50
	2587_C	Health Worker III	3,090	B	3,753	13.30	13.30
	2588_C	Health Worker IV	3,607	B	4,388	4.00	4.00
	2589_C	Health Program Coordinator I	3,663	B	4,451	14.44	14.44
	2591_C	Health Program Coordinator II	4,170	B	5,066	21.73	21.73
	2593_C	Health Program Coordinator III	4,666	B	5,672	24.47	24.47
	2802_C	Epidemiologist I	3,711	B	4,508	3.40	3.40
	2803_C	Epidemiologist II	4,734	B	5,756	15.58	15.58
	2806_C	Disease Control Investigator	3,371	B	4,098	9.25	9.25
	2818_C	Health Program Planner	4,200	B	5,107	2.00	2.00
	2819_C	Assistant Health Educator	3,730	B	4,529	1.00	1.00
	2820_C	Senior Health Program Planner	4,862	B	5,909	2.00	2.00
	2822_C	Health Educator	4,398	B	5,347	1.84	1.84
	2830_C	Public Health Nurse	6,467	B	8,657	3.00	3.00
	2903_C	Hospital Eligibility Worker	3,090	B	3,753	3.00	3.00
	3450_C	Agricultural Inspector	3,660	B	4,448	3.00	3.00
	5174_C	Administrative Engineer	7,022	B	8,538	1.00	1.00
	5241_C	Engineer	6,531	B	7,939	1.00	1.00
	6108_C	Environmental Health Technician I	3,338	B	4,057	17.20	17.20
	6110_C	Environmental Health Technician II	3,774	B	4,586	2.00	2.00
	6120_C	Environmental Health Inspector	4,963	B	6,029	29.00	29.00
	6122_C	Senior Environmental Health Inspector	5,310	B	6,452	39.65	39.65
	6124_C	Principal Environmental Health Inspector	5,713	B	6,940	9.40	9.40
	6138_C	Industrial Hygienist	5,453	B	6,628	4.00	4.00
	6139_C	Senior Industrial Hygienist	6,012	B	7,307	1.00	1.00
	6220_C	Inspector of Weights And Measures	3,660	B	4,448	7.00	7.00
	6222_C	Deputy Sealer of Weights and Measures	4,298	B	5,225	1.00	1.00

Fund		HCM Job Class	Job Class Title	Low	Type	High	2025-2026 FTE	2026-2027 FTE
10010	GF Annual Authority Ctrl	8106_C	Legal Process Clerk	2,702	B	3,285	4.00	4.00
		P103_C	Special Nurse	8,082	B	10,821	0.00	0.00
		TEMPM_E	Temporary - Miscellaneous	5,251	B	5,251	6.83	6.83
		TEMPN_E	Temporary - Nurses	9,367	B	9,367	1.95	1.95
		2591_C	Health Program Coordinator II	4,170	B	5,066	1.00	1.00
		2803_C	Epidemiologist II	4,734	B	5,756	1.00	1.00
		2822_C	Health Educator	4,398	B	5,347	1.00	1.00
10020	GF Continuing Authority Ctrl	TEMPM_E	Temporary - Miscellaneous	5,251	B	5,251	0.07	0.07
		1824_C	Principal Administrative Analyst	5,425	B	6,595	1.00	1.00
		2593_C	Health Program Coordinator III	4,666	B	5,672	1.00	1.00
10060	GF Work Order	TEMPM_E	Temporary - Miscellaneous	5,251	B	5,251	0.51	0.51
		1822_C	Administrative Analyst	4,019	B	4,887	0.50	0.50
		2802_C	Epidemiologist I	3,711	B	4,508	1.00	1.00
		2803_C	Epidemiologist II	4,734	B	5,756	1.50	1.50
		6122_C	Senior Environmental Health Inspector	5,310	B	6,452	4.00	4.00
		6124_C	Principal Environmental Health Inspector	5,713	B	6,940	0.60	0.60
11580	SR Community Health-Grants	TEMPM_E	Temporary - Miscellaneous	5,251	B	5,251	0.28	0.28
		0922_C	Manager I	5,176	B	6,609	3.10	3.10
		0923_C	Manager II	5,560	B	7,096	3.00	3.00
		0931_C	Manager III	5,995	B	7,652	3.00	3.00
		0941_C	Manager VI	7,450	B	9,510	0.00	0.00
		1052_C	IS Business Analyst	4,303	B	5,413	1.00	1.00
		1053_C	IS Business Analyst-Senior	4,981	B	6,268	2.00	2.00
		1054_C	IS Business Analyst-Principal	5,769	B	7,257	2.00	2.00
		1091_C	IT Operations Support Administrator I	2,850	B	3,531	0.50	0.50
		1092_C	IT Operations Support Administrator II	3,347	B	4,150	0.00	0.00
		1093_C	IT Operations Support Administrator III	4,068	B	5,044	1.00	1.00
		1230_C	Instructional Designer	4,666	B	5,672	1.00	1.00
		1232_C	Training Officer	4,231	B	5,144	1.00	1.00
		1314_C	Public Relations Officer	4,423	B	5,377	1.00	1.00
		1404_C	Clerk	2,486	B	3,022	0.80	0.80
		1406_C	Senior Clerk	2,579	B	3,800	2.25	2.25
		1654_C	Accountant III	4,686	B	5,695	0.05	0.05
		1822_C	Administrative Analyst	4,019	B	4,887	1.00	1.00
		1823_C	Senior Administrative Analyst	4,686	B	5,695	2.15	2.15
		1824_C	Principal Administrative Analyst	5,425	B	6,595	2.00	2.00
		1825_C	Principal Administrative Analyst II	5,940	B	7,224	1.00	1.00
		1842_C	Management Assistant	3,703	B	4,498	0.50	0.50
		2119_C	Health Care Analyst	4,090	B	4,971	2.00	2.00
		2232_C	Senior Physician Specialist	9,713	B	13,686	4.70	4.70
		2233_C	Supervising Physician Specialist	10,456	B	14,718	2.09	2.09
		2312_C	Licensed Vocational Nurse	3,473	B	4,221	1.60	1.60
		2320_C	Registered Nurse	6,467	B	8,657	1.10	1.10
		2322_C	Nurse Manager	7,511	B	10,932	0.05	0.05

Fund	HCM Job Class	Job Class Title	Low	Type	High	2025-2026 FTE	2026-2027 FTE
11630 SR Public Health	2328_C	Nurse Practitioner	8,011	B	11,557	1.90	1.90
	2416_C	Laboratory Technician II	3,034	B	3,692	1.50	1.50
	2450_C	Pharmacist	6,595	B	8,415	1.00	1.00
	2463_C	Microbiologist I/II	3,894	B	6,796	2.85	2.85
	2585_C	Health Worker I	2,524	B	3,064	1.00	1.00
	2586_C	Health Worker II	2,823	B	3,431	4.00	4.00
	2587_C	Health Worker III	3,090	B	3,753	10.10	10.10
	2588_C	Health Worker IV	3,607	B	4,388	1.50	1.50
	2589_C	Health Program Coordinator I	3,663	B	4,451	7.81	7.81
	2591_C	Health Program Coordinator II	4,170	B	5,066	10.77	10.77
	2593_C	Health Program Coordinator III	4,666	B	5,672	12.03	12.03
	2802_C	Epidemiologist I	3,711	B	4,508	4.60	4.60
	2803_C	Epidemiologist II	4,734	B	5,756	8.92	8.92
	2806_C	Disease Control Investigator	3,371	B	4,098	1.75	1.75
	2818_C	Health Program Planner	4,200	B	5,107	1.00	1.00
	2819_C	Assistant Health Educator	3,730	B	4,529	0.90	0.90
	2820_C	Senior Health Program Planner	4,862	B	5,909	1.00	1.00
	2822_C	Health Educator	4,398	B	5,347	2.20	2.20
	2825_C	Senior Health Educator	4,734	B	5,752	0.00	0.00
	2830_C	Public Health Nurse	6,467	B	8,657	2.50	2.50
	2930_C	Behavioral Health Clinician	4,414	B	5,363	0.10	0.10
	6108_C	Environmental Health Technician I	3,338	B	4,057	0.80	0.80
	6122_C	Senior Environmental Health Inspector	5,310	B	6,452	0.35	0.35
	TEMPM_E	Temporary - Miscellaneous	5,251	B	5,251	9.25	9.25
	TEMPN_E	Temporary - Nurses	9,367	B	9,367	0.02	0.02
	0931_C	Manager III	5,995	B	7,652	0.30	0.30
	1822_C	Administrative Analyst	4,019	B	4,887	1.00	1.00
	2589_C	Health Program Coordinator I	3,663	B	4,451	1.75	1.75
	2591_C	Health Program Coordinator II	4,170	B	5,066	1.50	1.50
	2593_C	Health Program Coordinator III	4,666	B	5,672	1.50	1.50
	2822_C	Health Educator	4,398	B	5,347	0.96	0.96
	2825_C	Senior Health Educator	4,734	B	5,752	0.00	0.00
	TEMPM_E	Temporary - Miscellaneous	5,251	B	5,251	0.69	0.69
<b>240661 Division Total</b>						<b>547.04</b>	<b>547.04</b>

## Division: 242641 - HGH Zuckerberg SF General

21080 SFGH-Op Annual Account Ctrl	0922_C	Manager I	5,176	B	6,609	6.00	6.00
	0923_C	Manager II	5,560	B	7,096	7.00	7.00
	0931_C	Manager III	5,995	B	7,652	9.00	9.00
	0932_C	Manager IV	6,436	B	8,212	3.00	3.00
	0933_C	Manager V	6,940	B	8,858	2.00	2.00
	0941_C	Manager VI	7,450	B	9,510	3.00	3.00
	0942_C	Manager VII	7,983	B	10,186	3.00	3.00
	0943_C	Manager VIII	9,032	B	11,524	2.00	2.00
	1052_C	IS Business Analyst	4,303	B	5,413	1.00	1.00



Fund	HCM Job Class	Job Class Title	Low	Type	High	2025-2026 FTE	2026-2027 FTE
	1093_C	IT Operations Support Administrator III	4,068	B	5,044	4.00	4.00
	1165_C	Manager, Department of Public Health	10,186	B	13,000	2.00	2.00
	1166_C	Administrator, Department of Public Health	11,304	B	14,425	1.00	1.00
	1402_C	Junior Clerk	2,284	B	2,775	1.00	1.00
	1404_C	Clerk	2,486	B	3,022	3.00	3.00
	1406_C	Senior Clerk	2,579	B	3,800	25.00	25.00
	1408_C	Principal Clerk	3,403	B	4,139	2.00	2.00
	1410_C	Chief Clerk	3,905	B	4,745	3.00	3.00
	1428_C	Unit Clerk	3,015	B	3,663	43.80	43.80
	1429_C	Nurses Staffing Assistant	2,856	B	3,470	10.80	10.80
	1632_C	Senior Account Clerk	3,090	B	3,753	8.00	8.00
	1634_C	Principal Account Clerk	3,490	B	4,241	2.00	2.00
	1635_C	Health Care Billing Clerk I	2,913	B	3,537	5.00	5.00
	1636_C	Health Care Billing Clerk II	3,274	B	3,978	21.00	21.00
	1637_C	Patient Accounts Clerk	3,397	B	4,129	26.00	26.00
	1652_C	Accountant II	3,874	B	4,706	5.00	5.00
	1654_C	Accountant III	4,686	B	5,695	5.00	5.00
	1657_C	Accountant IV	5,423	B	6,590	4.00	4.00
	1662_C	Patient Accounts Assistant Supervisor	3,524	B	4,286	1.00	1.00
	1663_C	Patient Accounts Supervisor	4,019	B	4,887	7.00	7.00
	1664_C	Patient Accounts Manager	4,607	B	5,595	1.00	1.00
	1708_C	Senior Telephone Operator	2,722	B	3,306	11.00	11.00
	1822_C	Administrative Analyst	4,019	B	4,887	2.00	2.00
	1823_C	Senior Administrative Analyst	4,686	B	5,695	3.00	3.00
	1824_C	Principal Administrative Analyst	5,425	B	6,595	5.00	5.00
	1825_C	Principal Administrative Analyst II	5,940	B	7,224	2.00	2.00
	1922_C	Senior Inventory Clerk	2,552	B	3,103	1.00	1.00
	1932_C	Assistant Storekeeper	2,480	B	3,015	17.00	17.00
	1934_C	Storekeeper	2,722	B	3,306	6.00	6.00
	1936_C	Senior Storekeeper	2,897	B	3,524	1.00	1.00
	1938_C	Stores And Equipment Assistant Supervisor	3,524	B	4,286	2.00	2.00
	1942_C	Assistant Materials Coordinator	4,573	B	5,560	3.00	3.00
	1944_C	Materials Coordinator	5,425	B	6,595	1.00	1.00
	1950_C	Assistant Purchaser	3,157	B	3,840	4.00	4.00
	2105_C	Patient Services Finance Technician	2,845	B	3,456	7.00	7.00
	2106_C	Medical Staff Services Department Specialist	3,212	B	3,905	3.00	3.00
	2107_C	Medical Staff Services Department Analyst	4,057	B	4,929	2.00	2.00
	2110_C	Medical Records Clerk	2,933	B	3,566	3.00	3.00
	2112_C	Medical Record Technician	3,291	B	4,002	4.00	4.00
	2114_C	Medical Records Technician Supervisor	3,848	B	4,675	1.00	1.00
	2119_C	Health Care Analyst	4,090	B	4,971	15.00	15.00
	2202_C	Dental Aide	3,259	B	3,963	2.00	2.00

Fund	HCM Job Class	Job Class Title	Low	Type	High	2025-2026 FTE	2026-2027 FTE
	2302_C	Nursing Assistant	3,229	B	3,923	8.00	8.00
	2303_C	Patient Care Assistant	2,566	B	3,923	190.00	190.00
	2305_C	Psychiatric Technician	3,490	B	4,241	46.40	48.40
	2310_C	Surgical Procedures Technician	3,524	B	4,286	18.00	18.00
	2312_C	Licensed Vocational Nurse	3,473	B	4,221	46.41	46.41
	2314_C	Behavioral Health Team Leader	3,656	B	4,441	20.80	20.80
	2320_C	Registered Nurse	6,467	B	8,657	1,073.02	1,082.98
	2322_C	Nurse Manager	7,511	B	10,932	35.00	35.00
	2323_C	Clinical Nurse Specialist	8,015	B	11,560	12.00	13.00
	2324_C	Nursing Supervisor	8,277	B	12,049	12.00	12.00
	2325_C	Nurse Midwife	7,272	B	11,560	4.24	4.44
	2326_C	Nursing Supervisor Psychiatric	8,277	B	12,049	1.00	1.00
	2328_C	Nurse Practitioner	8,011	B	11,557	73.28	73.28
	2330_C	Anesthetist	10,551	B	15,209	14.84	15.20
	2390_C	Sterile Processing and Distribution Technician	3,371	B	4,098	25.80	25.80
	2392_C	Sr Sterile Processing and Distribution Technician	4,139	B	5,029	2.00	2.00
	2406_C	Pharmacy Helper	3,321	B	4,041	6.00	6.00
	2408_C	Senior Pharmacy Helper	3,338	B	4,057	1.00	1.00
	2409_C	Pharmacy Technician	3,800	B	4,620	57.00	57.00
	2424_C	Diagnostic Imaging Assistant	3,115	B	3,789	33.50	33.50
	2430_C	Medical Evaluations Assistant	2,566	B	3,923	123.45	124.45
	2436_C	Electroencephalograph Technician I	3,338	B	4,057	2.00	2.00
	2450_C	Pharmacist	6,595	B	8,415	30.50	30.50
	2453_C	Supervising Pharmacist	8,133	B	9,883	7.00	7.00
	2454_C	Clinical Pharmacist	7,270	B	9,278	29.50	29.50
	2471_C	Radiologic Technologist I, II, III	4,666	B	6,895	73.70	73.70
	2472_C	Radiologic Technologist Lead	5,400	B	7,240	5.80	5.80
	2473_C	Diagnostic Medical Sonographer I, II, III	5,229	B	7,726	11.00	11.00
	2474_C	Diagnostic Medical Sonographer Lead	6,052	B	8,113	1.00	1.00
	2496_C	Imaging Supervisor	6,072	B	8,519	5.00	5.00
	2514_C	Orthopedic Technician I	3,090	B	3,753	1.00	1.00
	2515_C	Orthopedic Technician II	3,242	B	3,938	1.00	1.00
	2520_C	Morgue Attendant	3,403	B	4,139	0.50	0.50
	2524_C	Senior Morgue Attendant	3,802	B	4,621	1.00	1.00
	2540_C	Audiologist	4,920	B	6,282	1.00	1.00
	2542_C	Speech Pathologist	4,900	B	6,564	5.00	5.00
	2548_C	Occupational Therapist	4,441	B	6,253	18.89	21.09
	2550_C	Senior Occupational Therapist	5,020	B	7,062	2.00	2.00
	2551_C	Mental Health Treatment Specialist	4,411	B	5,361	2.00	2.00
	2554_C	Therapy Aide	3,524	B	4,286	4.00	4.00
	2555_C	Physical Therapist Assistant	3,737	B	5,009	2.00	2.00
	2556_C	Physical Therapist	4,441	B	6,253	24.40	24.40
	2558_C	Senior Physical Therapist	5,020	B	7,062	2.00	2.00

Fund	HCM Job Class	Job Class Title	Low	Type	High	2025-2026 FTE	2026-2027 FTE
	2585_C	Health Worker I	2,524	B	3,064	4.00	4.00
	2586_C	Health Worker II	2,823	B	3,431	35.50	35.50
	2587_C	Health Worker III	3,090	B	3,753	23.52	23.52
	2588_C	Health Worker IV	3,607	B	4,388	1.00	1.00
	2589_C	Health Program Coordinator I	3,663	B	4,451	2.00	2.00
	2591_C	Health Program Coordinator II	4,170	B	5,066	2.00	2.00
	2593_C	Health Program Coordinator III	4,666	B	5,672	11.00	11.00
	2604_C	Food Service Worker	2,251	B	2,872	52.60	52.60
	2606_C	Senior Food Service Worker	2,363	B	3,015	7.50	7.50
	2618_C	Food Service Supervisor	2,913	B	3,537	7.50	7.50
	2619_C	Senior Food Service Supervisor	3,212	B	3,905	1.00	1.00
	2620_C	Food Service Manager Administrator	3,866	B	4,697	1.00	1.00
	2622_C	Dietetic Technician	3,024	B	3,672	5.00	5.00
	2624_C	Dietitian	4,313	B	5,247	10.00	10.00
	2626_C	Chief Dietitian	4,535	B	5,510	1.00	1.00
	2654_C	Cook	3,015	B	3,663	10.00	10.00
	2656_C	Chef	3,403	B	4,139	2.00	2.00
	2736_C	Porter	2,599	B	3,157	189.50	189.50
	2738_C	Porter Assistant Supervisor	2,856	B	3,473	2.00	2.00
	2740_C	Porter Supervisor I	3,151	B	3,828	9.00	9.00
	2770_C	Senior Laundry Worker	2,524	B	3,064	3.00	3.00
	2785_C	Assistant General Services Manager	3,456	B	4,200	4.00	4.00
	2822_C	Health Educator	4,398	B	5,347	3.00	3.00
	2903_C	Hospital Eligibility Worker	3,090	B	3,753	98.40	98.40
	2908_C	Senior Hospital Eligibility Worker	3,537	B	4,301	67.00	67.00
	2909_C	Hospital Eligibility Worker Supervisor	4,326	B	5,259	12.00	12.00
	2920_C	Medical Social Worker	4,286	B	5,208	34.85	34.85
	2924_C	Medical Social Work Supervisor	4,789	B	5,821	2.00	2.00
	2930_C	Behavioral Health Clinician	4,414	B	5,363	10.30	10.30
	3417_C	Gardener	3,034	B	3,692	2.50	2.50
	3422_C	Park Section Supervisor	3,765	B	4,574	1.00	1.00
	3530_C	Chaplain	3,607	B	4,388	1.00	1.00
	4320_C	Cashier I	2,585	B	3,143	3.00	3.00
	5177_C	Safety Officer	6,012	B	7,307	1.00	1.00
	5506_C	Project Manager III	10,288	B	10,288	1.00	1.00
	6138_C	Industrial Hygienist	5,453	B	6,628	1.00	1.00
	6139_C	Senior Industrial Hygienist	6,012	B	7,307	0.00	0.00
	7120_C	Buildings And Grounds Maintenance Superintendent	7,189	B	7,189	1.00	1.00
	7203_C	Buildings And Grounds Maintenance Supervisor	6,143	B	6,143	2.00	2.00
	7205_C	Chief Stationary Engineer	6,264	B	6,264	2.00	2.00
	7236_C	Locksmith Supervisor I	5,006	B	6,085	0.00	0.00
	7242_C	Painter Supervisor I	4,388	B	5,330	1.00	1.00
	7262_C	Maintenance Planner	6,283	B	6,283	1.00	1.00

Fund		HCM Job Class	Job Class Title	Low	Type	High	2025-2026 FTE	2026-2027 FTE
21120	SFGH-Continuing Authority Ctrl	7334_C	Stationary Engineer	4,938	B	4,938	26.00	26.00
		7335_C	Senior Stationary Engineer	5,596	B	5,596	6.00	6.00
		7342_C	Locksmith	4,057	B	4,932	2.00	2.00
		7344_C	Carpenter	4,057	B	4,932	2.00	2.00
		7345_C	Electrician	4,686	B	5,693	1.00	1.00
		7346_C	Painter	3,663	B	4,451	4.00	4.00
		7347_C	Plumber	4,720	B	5,739	2.00	2.00
		7348_C	Steamfitter	4,720	B	5,739	1.00	1.00
		7524_C	Institution Utility Worker	2,480	B	3,015	4.00	4.00
		8211_C	Supervising Building and Grounds Patrol Officer	3,207	B	3,902	0.00	0.00
		9924_C	Public Service Aide - Health Services	2,139	B	2,139	1.00	1.00
		P103_E	Special Nurse	8,082	B	10,821	63.81	63.81
		TEMPM_E	Temporary - Miscellaneous	5,251	B	5,251	28.96	28.96
		1314_C	Public Relations Officer	4,423	B	5,377	1.00	1.00
		1820_C	Junior Administrative Analyst	3,056	B	3,716	1.00	1.00
		2312_C	Licensed Vocational Nurse	3,473	B	4,221	0.00	0.00
		21260	SFGH-Capital Projects-Other	5504_C	Project Manager II	8,475	B	8,475
7334_C	Stationary Engineer			4,938	B	4,938	1.00	1.00
7335_C	Senior Stationary Engineer			5,596	B	5,596	2.00	2.00
TEMPM_E	Temporary - Miscellaneous			5,251	B	5,251	3.77	0.00
242641 Division Total							3,126.34	3,139.29

## Division: 251961 - HAD Public Health Admin

10000	GF Annual Account Ctrl	0114_E	Board/Commission Member, Group V		B		0.10	0.10
		0922_C	Manager I	5,176	B	6,609	4.90	4.90
		0923_C	Manager II	5,560	B	7,096	5.00	5.00
		0931_C	Manager III	5,995	B	7,652	11.00	11.00
		0932_C	Manager IV	6,436	B	8,212	12.80	12.80
		0933_C	Manager V	6,940	B	8,858	3.00	3.00
		0941_C	Manager VI	7,450	B	9,510	3.00	3.00
		0942_C	Manager VII	7,983	B	10,186	2.00	2.00
		0943_C	Manager VIII	9,032	B	11,524	1.00	1.00
		0952_C	Deputy Director II	5,995	B	7,652	1.00	1.00
		0953_C	Deputy Director III	7,450	B	9,510	1.00	1.00
		0955_C	Deputy Director V	9,032	B	11,524	1.00	1.00
		1054_C	IS Business Analyst-Principal	5,769	B	7,257	1.00	1.00
		1165_C	Manager, Department of Public Health	10,186	B	13,000	1.00	1.00
		1166_C	Administrator, Department of Public Health	11,304	B	14,425	1.00	1.00
		1167_C	Physician Administrator, Department of Public Health	14,156	B	17,694	1.00	1.00
		1202_C	Personnel Clerk	2,769	B	3,363	1.00	1.00
		1204_C	Senior Personnel Clerk	3,203	B	3,894	29.00	29.00
		1218_C	Payroll Supervisor	4,475	B	5,436	2.00	2.00
		1220_C	Payroll and Personnel Clerk	3,181	B	3,866	13.00	13.00

Fund	HCM Job Class	Job Class Title	Low	Type	High	2025-2026 FTE	2026-2027 FTE
	1222_C	Senior Payroll And Personnel Clerk	3,490	B	4,241	9.00	9.00
	1226_C	Chief Payroll And Personnel Clerk	4,057	B	4,929	2.00	2.00
	1230_C	Instructional Designer	4,666	B	5,672	1.00	1.00
	1231_C	EEO Programs Senior Specialist	5,192	B	6,310	2.00	2.00
	1232_C	Training Officer	4,231	B	5,144	5.00	5.00
	1233_C	Equal Employment Opportunity Programs Specialist	4,447	B	5,410	3.00	3.00
	1241_C	Human Resources Analyst	3,674	B	5,410	32.00	32.00
	1244_C	Senior Human Resources Analyst	5,195	B	6,310	38.00	38.00
	1246_C	Principal Human Resources Analyst	5,867	B	7,131	6.00	6.00
	1250_C	Recruiter	4,900	B	5,954	2.00	2.00
	1314_C	Public Relations Officer	4,423	B	5,377	7.00	7.00
	1406_C	Senior Clerk	2,579	B	3,800	6.00	6.00
	1454_C	Executive Secretary III	4,069	B	4,945	1.00	1.00
	1630_C	Account Clerk	2,668	B	3,242	2.00	2.00
	1632_C	Senior Account Clerk	3,090	B	3,753	8.00	8.00
	1634_C	Principal Account Clerk	3,490	B	4,241	4.00	4.00
	1637_C	Patient Accounts Clerk	3,397	B	4,129	1.00	1.00
	1652_C	Accountant II	3,874	B	4,706	17.00	17.00
	1654_C	Accountant III	4,686	B	5,695	16.95	16.95
	1657_C	Accountant IV	5,423	B	6,590	7.50	7.50
	1670_C	Financial Systems Supervisor	6,307	B	7,667	2.00	2.00
	1820_C	Junior Administrative Analyst	3,056	B	3,716	7.00	7.00
	1822_C	Administrative Analyst	4,019	B	4,887	15.80	15.80
	1823_C	Senior Administrative Analyst	4,686	B	5,695	40.15	40.15
	1824_C	Principal Administrative Analyst	5,425	B	6,595	22.50	22.70
	1825_C	Principal Administrative Analyst II	5,940	B	7,224	6.00	6.00
	1827_C	Administrative Services Manager	4,734	B	5,756	1.00	1.00
	1840_C	Junior Management Assistant	3,259	B	3,963	2.00	2.00
	1842_C	Management Assistant	3,703	B	4,498	1.00	1.00
	1844_C	Senior Management Assistant	4,241	B	5,156	1.00	1.00
	1934_C	Storekeeper	2,722	B	3,306	2.00	2.00
	1942_C	Assistant Materials Coordinator	4,573	B	5,560	2.00	2.00
	1944_C	Materials Coordinator	5,425	B	6,595	1.00	1.00
	2106_C	Medical Staff Services Department Specialist	3,212	B	3,905	0.00	0.00
	2112_C	Medical Record Technician	3,291	B	4,002	3.00	3.00
	2114_C	Medical Records Technician Supervisor	3,848	B	4,675	2.00	2.00
	2119_C	Health Care Analyst	4,090	B	4,971	10.00	10.00
	2233_C	Supervising Physician Specialist	10,456	B	14,718	1.00	1.00
	2320_C	Registered Nurse	6,467	B	8,657	0.24	0.00
	2322_C	Nurse Manager	7,511	B	10,932	0.00	0.00
	2326_C	Nursing Supervisor Psychiatric	8,277	B	12,049	1.00	1.00
	2586_C	Health Worker II	2,823	B	3,431	0.00	0.00
	2588_C	Health Worker IV	3,607	B	4,388	1.00	1.00

Fund	HCM Job Class	Job Class Title	Low	Type	High	2025-2026	2026-2027
						FTE	FTE
10010 GF Annual Authority Ctrl	2589_C	Health Program Coordinator I	3,663	B	4,451	1.00	1.00
	2591_C	Health Program Coordinator II	4,170	B	5,066	3.00	3.00
	2593_C	Health Program Coordinator III	4,666	B	5,672	18.80	19.00
	2736_C	Porter	2,599	B	3,157	36.00	36.00
	2738_C	Porter Assistant Supervisor	2,856	B	3,473	1.00	1.00
	2740_C	Porter Supervisor I	3,151	B	3,828	1.00	1.00
	2785_C	Assistant General Services Manager	3,456	B	4,200	1.00	1.00
	2818_C	Health Program Planner	4,200	B	5,107	2.00	2.00
	2820_C	Senior Health Program Planner	4,862	B	5,909	4.00	4.00
	5177_C	Safety Officer	6,012	B	7,307	0.00	0.00
	6137_C	Assistant Industrial Hygienist	4,110	B	4,994	1.00	1.00
	6138_C	Industrial Hygienist	5,453	B	6,628	1.00	1.00
	6139_C	Senior Industrial Hygienist	6,012	B	7,307	2.00	2.00
	7262_C	Maintenance Planner	6,283	B	6,283	2.00	2.00
	7334_C	Stationary Engineer	4,938	B	4,938	3.50	3.50
	7524_C	Institution Utility Worker	2,480	B	3,015	1.00	1.00
	8139_C	Industrial Injury Investigator	3,537	B	4,301	1.00	1.00
	9924_C	Public Service Aide - Health Services	2,139	B	2,139	0.00	0.00
	TEMPM_E	Temporary - Miscellaneous	5,251	B	5,251	2.82	2.82
	0933_C	Manager V	6,940	B	8,858	9.00	9.00
	0941_C	Manager VI	7,450	B	9,510	1.00	1.00
	0942_C	Manager VII	7,983	B	10,186	1.00	1.00
	0943_C	Manager VIII	9,032	B	11,524	1.00	1.00
	1010_C	Information Systems Trainee	2,926	B	4,574	5.00	5.00
	1041_C	IS Engineer-Assistant	4,817	B	6,058	9.00	9.00
	1042_C	IS Engineer-Journey	5,334	B	6,709	9.00	9.00
	1043_C	IS Engineer-Senior	5,911	B	7,438	16.00	16.00
	1044_C	IS Engineer-Principal	6,359	B	7,999	17.00	17.00
	1051_C	IS Business Analyst-Assistant	3,716	B	4,675	0.00	0.00
	1052_C	IS Business Analyst	4,303	B	5,413	18.00	18.00
	1053_C	IS Business Analyst-Senior	4,981	B	6,268	18.00	18.00
	1054_C	IS Business Analyst-Principal	5,769	B	7,257	23.00	23.00
	1063_C	IS Programmer Analyst-Senior	4,736	B	5,960	1.00	1.00
	1070_C	IS Project Director	6,359	B	7,999	21.00	21.00
	1091_C	IT Operations Support Administrator I	2,850	B	3,531	1.00	1.00
	1092_C	IT Operations Support Administrator II	3,347	B	4,150	12.00	12.00
	1093_C	IT Operations Support Administrator III	4,068	B	5,044	19.00	19.00
	1094_C	IT Operations Support Administrator IV	4,949	B	6,131	4.00	4.00
	1095_C	IT Operations Support Administrator V	5,322	B	6,598	4.00	4.00
	1232_C	Training Officer	4,231	B	5,144	1.00	1.00
	2233_C	Supervising Physician Specialist	10,456	B	14,718	1.00	1.00
	2320_C	Registered Nurse	6,467	B	8,657	1.39	1.39
	2322_C	Nurse Manager	7,511	B	10,932	2.00	2.00
	2324_C	Nursing Supervisor	8,277	B	12,049	1.00	1.00

Fund	HCM Job Class	Job Class Title	Low	Type	High	2025-2026 FTE	2026-2027 FTE
10020 GF Continuing Authority Ctrl	2803_C	Epidemiologist II	4,734	B	5,756	1.00	1.00
	9976_C	Technology Expert I		B		1.00	1.00
	9978_C	Technology Expert II		B		3.00	3.00
	TEMPM_E	Temporary - Miscellaneous	5,251	B	5,251	0.67	0.67
	1070_C	IS Project Director	6,359	B	7,999	1.00	1.00
	1652_C	Accountant II	3,874	B	4,706	2.00	2.00
10060 GF Work Order	1657_C	Accountant IV	5,423	B	6,590	2.00	2.00
	1406_C	Senior Clerk	2,579	B	3,800	0.00	0.00
	2736_C	Porter	2,599	B	3,157	1.00	1.00
11580 SR Community Health-Grants	6138_C	Industrial Hygienist	5,453	B	6,628	0.00	0.00
	7334_C	Stationary Engineer	4,938	B	4,938	0.50	0.50
	0922_C	Manager I	5,176	B	6,609	1.00	1.00
	0941_C	Manager VI	7,450	B	9,510	1.00	1.00
	1241_C	Human Resources Analyst	3,674	B	5,410	1.00	1.00
	1406_C	Senior Clerk	2,579	B	3,800	1.00	1.00
	1635_C	Health Care Billing Clerk I	2,913	B	3,537	1.00	1.00
	2233_C	Supervising Physician Specialist	10,456	B	14,718	0.14	0.14
	2320_C	Registered Nurse	6,467	B	8,657	2.00	2.00
	2322_C	Nurse Manager	7,511	B	10,932	0.00	0.00
	2328_C	Nurse Practitioner	8,011	B	11,557	0.50	0.50
	2586_C	Health Worker II	2,823	B	3,431	1.50	1.50
	2736_C	Porter	2,599	B	3,157	0.00	0.00
	2830_C	Public Health Nurse	6,467	B	8,657	1.00	1.00
	2846_C	Nutritionist	4,313	B	5,247	0.00	0.00
	2930_C	Behavioral Health Clinician	4,414	B	5,363	1.00	1.00
	6138_C	Industrial Hygienist	5,453	B	6,628	2.00	2.00
	7262_C	Maintenance Planner	6,283	B	6,283	1.00	1.00
	7335_C	Senior Stationary Engineer	5,596	B	5,596	1.00	1.00
<b>251961 Division Total</b>						<b>691.76</b>	<b>691.92</b>

## Division: 251973 - HJH Jail Health

10000 GF Annual Account Ctrl	0922_C	Manager I	5,176	B	6,609	0.00	0.00
	0923_C	Manager II	5,560	B	7,096	2.00	2.00
	0932_C	Manager IV	6,436	B	8,212	1.00	1.00
	0933_C	Manager V	6,940	B	8,858	1.00	1.00
	0943_C	Manager VIII	9,032	B	11,524	1.00	1.00
	1404_C	Clerk	2,486	B	3,022	1.00	1.00
	1406_C	Senior Clerk	2,579	B	3,800	1.00	1.00
	1428_C	Unit Clerk	3,015	B	3,663	1.00	1.00
	1636_C	Health Care Billing Clerk II	3,274	B	3,978	1.00	1.00
	1822_C	Administrative Analyst	4,019	B	4,887	1.00	1.00
	1824_C	Principal Administrative Analyst	5,425	B	6,595	1.00	1.00
	1840_C	Junior Management Assistant	3,259	B	3,963	1.00	1.00
	1932_C	Assistant Storekeeper	2,480	B	3,015	1.00	1.00
	1936_C	Senior Storekeeper	2,897	B	3,524	1.00	1.00

Fund	HCM Job Class	Job Class Title	Low	Type	High	2025-2026 FTE	2026-2027 FTE
	2110_C	Medical Records Clerk	2,933	B	3,566	2.00	2.00
	2202_C	Dental Aide	3,259	B	3,963	2.00	2.00
	2210_C	Dentist	7,027	B	9,422	1.40	1.40
	2230_C	Physician Specialist	8,812	B	12,716	0.01	0.01
	2232_C	Senior Physician Specialist	9,713	B	13,686	2.00	2.00
	2233_C	Supervising Physician Specialist	10,456	B	14,718	1.00	1.00
	2312_C	Licensed Vocational Nurse	3,473	B	4,221	29.10	29.10
	2320_C	Registered Nurse	6,467	B	8,657	67.36	67.36
	2322_C	Nurse Manager	7,511	B	10,932	3.00	3.00
	2324_C	Nursing Supervisor	8,277	B	12,049	1.00	1.00
	2328_C	Nurse Practitioner	8,011	B	11,557	8.00	8.00
	2409_C	Pharmacy Technician	3,800	B	4,620	8.70	9.30
	2450_C	Pharmacist	6,595	B	8,415	4.60	5.00
	2454_C	Clinical Pharmacist	7,270	B	9,278	1.00	1.00
	2585_C	Health Worker I	2,524	B	3,064	1.00	1.00
	2586_C	Health Worker II	2,823	B	3,431	2.00	2.00
	2587_C	Health Worker III	3,090	B	3,753	11.00	11.00
	2588_C	Health Worker IV	3,607	B	4,388	3.00	3.00
	2591_C	Health Program Coordinator II	4,170	B	5,066	1.00	1.00
	2593_C	Health Program Coordinator III	4,666	B	5,672	3.00	3.00
	2903_C	Hospital Eligibility Worker	3,090	B	3,753	1.00	1.00
	2909_C	Hospital Eligibility Worker Supervisor	4,326	B	5,259	1.00	1.00
	2920_C	Medical Social Worker	4,286	B	5,208	1.00	1.00
	2922_C	Senior Medical Social Worker	4,475	B	5,436	1.00	1.00
	2924_C	Medical Social Work Supervisor	4,789	B	5,821	1.00	1.00
	2930_C	Behavioral Health Clinician	4,414	B	5,363	20.00	20.00
	2932_C	Senior Behavioral Health Clinician	4,634	B	5,630	6.00	6.00
	TEMPM_E	Temporary - Miscellaneous	5,251	B	5,251	0.71	0.71
	TEMPN_E	Temporary - Nurses	9,367	B	9,367	3.15	3.15
<b>251973 Division Total</b>						<b>201.03</b>	<b>202.03</b>
<b>DPH Department Total</b>						<b>8,462.44</b>	<b>8,479.45</b>



**Department: DPW Public Works**

Fund		HCM Job Class	Job Class Title	Low	Type	High	2025-2026 FTE	2026-2027 FTE
Division: 207988 - DPW Infrastructure								
10000	GF Annual Account Ctrl	1820_C	Junior Administrative Analyst	3,056	B	3,716	1.00	1.00
		1823_C	Senior Administrative Analyst	4,686	B	5,695	2.00	2.00
		1840_C	Junior Management Assistant	3,259	B	3,963	1.00	1.00
		5203_C	Assistant Engineer	4,845	B	5,891	1.00	1.00
		5207_C	Associate Engineer	5,748	B	6,988	6.00	6.00
		5364_C	Engineering Associate I	3,819	B	4,642	1.00	1.00
		6230_C	Street Inspector	3,856	B	4,688	18.00	18.00
		6231_C	Senior Street Inspector	4,466	B	5,426	5.00	5.00
		6232_C	Street Inspection Supervisor	5,166	B	6,281	1.00	1.00
		TEMPM_E	Temporary - Miscellaneous	5,251	B	5,251	0.15	0.15
10040	GF PW Work Order	0922_C	Manager I	5,176	B	6,609	1.00	1.00
		0923_C	Manager II	5,560	B	7,096	1.00	1.00
		0931_C	Manager III	5,995	B	7,652	1.00	1.00
		0932_C	Manager IV	6,436	B	8,212	1.00	1.00
		1063_C	IS Programmer Analyst-Senior	4,736	B	5,960	1.00	1.00
		1070_C	IS Project Director	6,359	B	7,999	1.00	1.00
		1312_C	Public Information Officer	3,711	B	4,508	4.00	4.00
		1314_C	Public Relations Officer	4,423	B	5,377	1.00	1.00
		1820_C	Junior Administrative Analyst	3,056	B	3,716	4.00	4.00
		1822_C	Administrative Analyst	4,019	B	4,887	13.00	13.00
		1823_C	Senior Administrative Analyst	4,686	B	5,695	7.00	7.00
		1824_C	Principal Administrative Analyst	5,425	B	6,595	1.00	1.00
		1842_C	Management Assistant	3,703	B	4,498	0.00	0.00
		1844_C	Senior Management Assistant	4,241	B	5,156	1.00	1.00
		5174_C	Administrative Engineer	7,022	B	8,538	12.00	12.00
		5207_C	Associate Engineer	5,748	B	6,988	190.00	190.00
		5211_C	Engineer/Architect/Landscape Architect Senior	7,562	B	9,188	8.00	8.00
		5212_C	Engineer/Architect Principal	8,776	B	10,667	2.00	2.00
		5216_C	Chief Surveyor	5,809	B	7,062	6.00	6.00
		5218_C	Structural Engineer	7,201	B	8,750	2.00	2.00
		5241_C	Engineer	6,531	B	7,939	41.00	41.00
		5310_C	Survey Assistant I	3,499	B	4,255	6.00	6.00
		5312_C	Survey Assistant II	3,933	B	4,781	7.00	7.00
		5314_C	Survey Associate	4,531	B	5,509	9.00	9.00
		5362_C	Engineering Assistant	3,445	B	4,190	8.00	8.00
		5364_C	Engineering Associate I	3,819	B	4,642	11.00	11.00
		5366_C	Engineering Associate II	4,423	B	5,377	6.00	6.00
		5408_C	Coordinator of Citizen Involvement	5,156	B	6,264	1.00	1.00
		5502_C	Project Manager I	7,324	B	7,324	5.00	5.00
		5504_C	Project Manager II	8,475	B	8,475	4.00	4.00
		5506_C	Project Manager III	10,288	B	10,288	4.00	4.00

Fund	HCM Job Class	Job Class Title	Low	Type	High	2025-2026 FTE	2026-2027 FTE
13920 SR PW-Overhead	5602_C	Utility Specialist	4,799	B	7,095	2.00	2.00
	5620_C	Regulatory Specialist	4,878	B	5,928	1.00	1.00
	6230_C	Street Inspector	3,856	B	4,688	12.00	12.00
	6231_C	Senior Street Inspector	4,466	B	5,426	9.00	9.00
	6232_C	Street Inspection Supervisor	5,166	B	6,281	4.00	4.00
	6317_C	Assistant Construction Inspector	3,840	B	4,666	2.00	2.00
	6318_C	Construction Inspector	4,666	B	5,672	27.00	27.00
	6319_C	Senior Contruction Inspector	5,144	B	6,253	7.00	7.00
	TEMPM_E	Temporary - Miscellaneous	5,251	B	5,251	8.75	8.75
	0923_C	Manager II	5,560	B	7,096	2.00	2.00
	0932_C	Manager IV	6,436	B	8,212	2.00	2.00
	0933_C	Manager V	6,940	B	8,858	3.00	3.00
	0941_C	Manager VI	7,450	B	9,510	1.00	1.00
	0942_C	Manager VII	7,983	B	10,186	3.24	3.00
	0954_C	Deputy Director IV	8,483	B	10,823	1.00	1.00
	1093_C	IT Operations Support Administrator III	4,068	B	5,044	1.00	1.00
	1408_C	Principal Clerk	3,403	B	4,139	2.00	2.00
	1450_C	Executive Secretary I	3,403	B	4,139	1.00	1.00
	1654_C	Accountant III	4,686	B	5,695	1.00	1.00
	1820_C	Junior Administrative Analyst	3,056	B	3,716	3.00	3.00
	1822_C	Administrative Analyst	4,019	B	4,887	3.00	3.00
	1823_C	Senior Administrative Analyst	4,686	B	5,695	1.00	1.00
	1824_C	Principal Administrative Analyst	5,425	B	6,595	1.00	1.00
	1842_C	Management Assistant	3,703	B	4,498	4.00	4.00
	1844_C	Senior Management Assistant	4,241	B	5,156	2.00	2.00
	5207_C	Associate Engineer	5,748	B	6,988	1.00	1.00
	5211_C	Engineer/Architect/Landscape Architect Senior	7,562	B	9,188	3.00	3.00
	5212_C	Engineer/Architect Principal	8,776	B	10,667	4.00	4.00
	5508_C	Project Manager IV	11,472	B	11,472	1.00	1.00
	5620_C	Regulatory Specialist	4,878	B	5,928	1.00	1.00
	6318_C	Construction Inspector	4,666	B	5,672	1.00	1.00
	6335_C	Disability Access Coordinator	7,096	B	8,625	1.00	1.00
	TEMPM_E	Temporary - Miscellaneous	5,251	B	5,251	5.46	5.46
<b>207988 Division Total</b>						<b>516.60</b>	<b>516.36</b>

## Division: 207989 - DPW Buildings

10040 GF PW Work Order	1632_C	Senior Account Clerk	3,090	B	3,753	1.00	1.00
	1820_C	Junior Administrative Analyst	3,056	B	3,716	2.00	2.00
	1822_C	Administrative Analyst	4,019	B	4,887	9.00	9.00
	1823_C	Senior Administrative Analyst	4,686	B	5,695	3.00	3.00
	1824_C	Principal Administrative Analyst	5,425	B	6,595	1.00	1.00
	1842_C	Management Assistant	3,703	B	4,498	2.00	2.00
	5120_C	Architectural Administrator	7,077	B	8,602	2.00	2.00
	5174_C	Administrative Engineer	7,022	B	8,538	4.00	4.00

Fund	HCM Job Class	Job Class Title	Low	Type	High	2025-2026	2026-2027
						FTE	FTE
13920 SR PW-Overhead	5207_C	Associate Engineer	5,748	B	6,988	35.00	35.00
	5211_C	Engineer/Architect/Landscape Architect Senior	7,562	B	9,188	8.00	8.00
	5241_C	Engineer	6,531	B	7,939	9.00	9.00
	5260_C	Architectural/Landscape Architectural Assistant I	3,862	B	4,693	10.00	10.00
	5261_C	Architectural/Landscape Architectural Assistant II	4,292	B	5,217	23.00	23.00
	5262_C	Landscape Architectural Associate 1	4,848	B	5,891	9.00	9.00
	5265_C	Architectural Associate I	4,848	B	5,891	15.00	15.00
	5266_C	Architectural Associate II	5,749	B	6,988	15.00	15.00
	5268_C	Architect	6,529	B	7,940	20.00	20.00
	5272_C	Landscape Architectural Associate II	5,749	B	6,988	8.00	8.00
	5274_C	Landscape Architect	6,529	B	7,940	1.00	1.00
	5304_C	Materials Testing Aide	3,189	B	3,876	5.00	5.00
	5305_C	Materials Testing Technician	3,412	B	4,150	5.00	5.00
	5502_C	Project Manager I	7,324	B	7,324	5.00	5.00
	5504_C	Project Manager II	8,475	B	8,475	4.00	4.00
	5506_C	Project Manager III	10,288	B	10,288	7.00	7.00
	5508_C	Project Manager IV	11,472	B	11,472	3.00	3.00
	5620_C	Regulatory Specialist	4,878	B	5,928	5.00	5.00
	5644_C	Principal Environmental Specialist	5,377	B	6,534	2.00	2.00
	6317_C	Assistant Construction Inspector	3,840	B	4,666	3.00	3.00
	6318_C	Construction Inspector	4,666	B	5,672	6.00	6.00
	6319_C	Senior Construction Inspector	5,144	B	6,253	2.00	2.00
	6331_C	Building Inspector	5,280	B	6,419	6.00	6.00
	6333_C	Senior Building Inspector	5,826	B	7,077	3.00	3.00
	TEMPM_E	Temporary - Miscellaneous	5,251	B	5,251	2.84	2.84
	0923_C	Manager II	5,560	B	7,096	1.00	1.00
	0931_C	Manager III	5,995	B	7,652	1.00	1.00
	0932_C	Manager IV	6,436	B	8,212	1.00	1.00
	0933_C	Manager V	6,940	B	8,858	2.00	2.00
	0941_C	Manager VI	7,450	B	9,510	1.00	1.00
	0942_C	Manager VII	7,983	B	10,186	2.00	2.00
	0954_C	Deputy Director IV	8,483	B	10,823	1.00	1.00
	1406_C	Senior Clerk	2,579	B	3,800	1.00	1.00
	1408_C	Principal Clerk	3,403	B	4,139	2.00	2.00
	1634_C	Principal Account Clerk	3,490	B	4,241	1.00	1.00
	1820_C	Junior Administrative Analyst	3,056	B	3,716	3.00	3.00
	1822_C	Administrative Analyst	4,019	B	4,887	3.00	3.00
	1823_C	Senior Administrative Analyst	4,686	B	5,695	2.00	2.00
	1824_C	Principal Administrative Analyst	5,425	B	6,595	2.00	2.00
	5120_C	Architectural Administrator	7,077	B	8,602	2.00	2.00
	5211_C	Engineer/Architect/Landscape Architect Senior	7,562	B	9,188	8.00	8.00
	6335_C	Disability Access Coordinator	7,096	B	8,625	1.00	1.00

Fund	HCM Job Class	Job Class Title	Low	Type	High	2025-2026 FTE	2026-2027 FTE
	TEMPM_E	Temporary - Miscellaneous	5,251	B	5,251	2.99	3.41
<b>207989 Division Total</b>						<b>272.83</b>	<b>273.25</b>

## Division: 207990 - DPW Operations

10000 GF Annual Account Ctrl	0922_C	Manager I	5,176	B	6,609	2.00	2.00
	0933_C	Manager V	6,940	B	8,858	1.00	1.00
	1310_C	Public Relations Assistant	2,802	B	3,403	1.00	1.00
	1314_C	Public Relations Officer	4,423	B	5,377	1.00	1.00
	1704_C	Communications Dispatcher I	2,747	B	3,338	8.00	8.00
	1820_C	Junior Administrative Analyst	3,056	B	3,716	0.00	0.00
	1822_C	Administrative Analyst	4,019	B	4,887	1.00	1.00
	1823_C	Senior Administrative Analyst	4,686	B	5,695	1.00	1.00
	1840_C	Junior Management Assistant	3,259	B	3,963	1.00	1.00
	1842_C	Management Assistant	3,703	B	4,498	1.00	1.00
	2708_C	Custodian	2,599	B	3,157	2.00	2.00
	2917_C	Program Support Analyst	4,816	B	5,855	4.00	4.00
	6230_C	Street Inspector	3,856	B	4,688	1.00	1.00
	7215_C	General Laborer Supervisor I	3,312	B	4,024	32.60	33.00
	7263_C	Maintenance Manager	5,494	B	6,676	1.00	1.00
	7281_C	Street Environmental Svcs Operations Supervisor	4,465	B	5,425	14.80	15.00
	7334_C	Stationary Engineer	4,938	B	4,938	3.00	3.00
	7335_C	Senior Stationary Engineer	5,596	B	5,596	1.00	1.00
	7345_C	Electrician	4,686	B	5,693	1.00	1.00
	7355_C	Truck Driver	3,595	B	4,576	15.00	15.00
	7501_C	Environmental Service Worker	2,174	B	2,857	5.00	5.00
	7514_C	General Laborer	2,933	B	3,566	159.10	160.50
	TEMPM_E	Temporary - Miscellaneous	5,251	B	5,251	45.54	37.27
10040 GF PW Work Order	0922_C	Manager I	5,176	B	6,609	1.00	1.00
	1312_C	Public Information Officer	3,711	B	4,508	9.00	9.00
	1404_C	Clerk	2,486	B	3,022	1.00	1.00
	1704_C	Communications Dispatcher I	2,747	B	3,338	2.00	2.00
	1823_C	Senior Administrative Analyst	4,686	B	5,695	1.00	1.00
	1824_C	Principal Administrative Analyst	5,425	B	6,595	1.00	1.00
	2917_C	Program Support Analyst	4,816	B	5,855	2.00	2.00
	3374_C	Volunteer/Outreach Coordinator	3,532	B	4,293	1.00	1.00
	3417_C	Gardener	3,034	B	3,692	14.00	14.00
	3422_C	Park Section Supervisor	3,765	B	4,574	2.00	2.00
	3424_C	Integrated Pest Management Specialist	3,692	B	4,486	2.00	2.00
	3430_C	Chief Nursery Specialist	4,150	B	5,041	1.00	1.00
	3434_C	Arborist Technician	3,349	B	4,586	7.00	7.00
	3435_C	Urban Forestry Inspector	3,592	B	4,366	4.00	4.00
	3436_C	Arborist Technician Supervisor I	4,213	B	5,119	2.00	2.00
	7120_C	Buildings And Grounds Maintenance Superintendent	7,189	B	7,189	1.00	1.00

Fund	HCM Job Class	Job Class Title	Low	Type	High	2025-2026	2026-2027
						FTE	FTE
	7211_C	Cement Finisher Supervisor II	5,029	B	6,113	1.00	1.00
	7213_C	Plumber Supervisor I	5,310	B	6,452	2.00	2.00
	7215_C	General Laborer Supervisor I	3,312	B	4,024	1.00	1.00
	7220_C	Asphalt Finisher Supervisor I	4,213	B	5,119	6.00	6.00
	7221_C	Asphalt Plant Supervisor I	4,620	B	5,614	1.00	1.00
	7226_C	Carpenter Supervisor I	5,006	B	6,085	2.00	2.00
	7227_C	Cement Finisher Supervisor I	4,745	B	5,767	6.00	6.00
	7233_C	Glazier Supervisor I	4,909	B	5,967	1.00	1.00
	7236_C	Locksmith Supervisor I	5,006	B	6,085	1.00	1.00
	7238_C	Electrician Supervisor I	5,267	B	6,404	2.00	2.00
	7242_C	Painter Supervisor I	4,388	B	5,330	2.00	2.00
	7262_C	Maintenance Planner	6,283	B	6,283	1.00	1.00
	7263_C	Maintenance Manager	5,494	B	6,676	2.00	2.00
	7276_C	Electrician Supervisor II	5,849	B	7,110	0.00	0.00
	7282_C	Street Repair Supervisor II	4,655	B	5,659	2.00	2.00
	7307_C	Bricklayer	4,373	B	5,310	1.00	1.00
	7311_C	Cement Mason	3,524	B	4,286	30.00	30.00
	7326_C	Glazier	4,019	B	4,887	5.00	5.00
	7328_C	Operating Engineer, Universal	4,336	B	5,270	11.00	11.00
	7334_C	Stationary Engineer	4,938	B	4,938	1.00	1.00
	7342_C	Locksmith	4,057	B	4,932	6.00	6.00
	7344_C	Carpenter	4,057	B	4,932	12.00	12.00
	7345_C	Electrician	4,686	B	5,693	12.00	12.00
	7346_C	Painter	3,663	B	4,451	9.00	9.00
	7347_C	Plumber	4,720	B	5,739	11.00	11.00
	7348_C	Steamfitter	4,720	B	5,739	7.00	7.00
	7349_C	Steamfitter Supervisor I	5,310	B	6,452	1.00	1.00
	7355_C	Truck Driver	3,595	B	4,576	48.00	48.00
	7376_C	Sheet Metal Worker	4,655	B	5,659	8.00	8.00
	7378_C	Tile Setter	3,663	B	4,451	1.00	1.00
	7393_C	Soft Floor Coverer	3,978	B	4,836	3.00	3.00
	7394_C	Soft Floor Coverer Supervisor I	4,909	B	5,967	1.00	1.00
	7404_C	Asphalt Finisher	3,096	B	3,763	6.00	6.00
	7422_C	Senior Sewer Maintenance Worker	3,776	B	4,589	0.00	0.00
	7428_C	Hodcarrier	3,537	B	4,301	0.00	0.00
	7502_C	Asphalt Worker	2,991	B	3,640	16.00	16.00
	7510_C	Lighting Fixture Maintenance Worker	2,592	B	3,151	1.00	1.00
	7514_C	General Laborer	2,933	B	3,566	40.00	40.00
	9343_C	Roofer	3,716	B	4,518	2.00	2.00
	9345_C	Sheet Metal Supervisor I	5,208	B	6,332	1.00	1.00
	TEMPM_E	Temporary - Miscellaneous	5,251	B	5,251	12.27	12.27
12769 SR Gas Tax Annual Authority	2917_C	Program Support Analyst	4,816	B	5,855	1.00	1.00
	3410_C	Apprentice Gardener	2,174	B	2,964	1.00	1.00
	3417_C	Gardener	3,034	B	3,692	24.00	24.00

Fund	HCM Job Class	Job Class Title	Low	Type	High	2025-2026	2026-2027
						FTE	FTE
12789 SR Road Annual Authority	3422_C	Park Section Supervisor	3,765	B	4,574	4.00	4.00
	3424_C	Integrated Pest Management Specialist	3,692	B	4,486	1.00	1.00
	3425_C	Senior Integrated Pest Management Specialist	4,262	B	5,180	1.00	1.00
	3435_C	Urban Forestry Inspector	3,592	B	4,366	1.00	1.00
	7215_C	General Laborer Supervisor I	3,312	B	4,024	5.00	5.00
	7281_C	Street Environmental Svcs Operations Supervisor	4,465	B	5,425	1.00	1.00
	7355_C	Truck Driver	3,595	B	4,576	15.00	15.00
	7514_C	General Laborer	2,933	B	3,566	19.00	19.00
	TEMPM_E	Temporary - Miscellaneous	5,251	B	5,251	4.65	4.65
	7220_C	Asphalt Finisher Supervisor I	4,213	B	5,119	2.00	2.00
	7328_C	Operating Engineer, Universal	4,336	B	5,270	1.00	1.00
	7355_C	Truck Driver	3,595	B	4,576	2.00	2.00
	7404_C	Asphalt Finisher	3,096	B	3,763	5.00	5.00
	7502_C	Asphalt Worker	2,991	B	3,640	1.00	1.00
	TEMPM_E	Temporary - Miscellaneous	5,251	B	5,251	0.04	0.04
13920 SR PW-Overhead	0922_C	Manager I	5,176	B	6,609	3.00	3.00
	0932_C	Manager IV	6,436	B	8,212	8.00	8.00
	0941_C	Manager VI	7,450	B	9,510	3.00	3.00
	0942_C	Manager VII	7,983	B	10,186	1.00	1.00
	0954_C	Deputy Director IV	8,483	B	10,823	1.00	1.00
	1326_C	Customer Service Agent Supervisor	3,840	B	4,666	1.00	1.00
	1406_C	Senior Clerk	2,579	B	3,800	2.00	2.00
	1408_C	Principal Clerk	3,403	B	4,139	1.00	1.00
	1454_C	Executive Secretary III	4,069	B	4,945	1.00	1.00
	1634_C	Principal Account Clerk	3,490	B	4,241	2.00	2.00
	1820_C	Junior Administrative Analyst	3,056	B	3,716	1.00	1.00
	1822_C	Administrative Analyst	4,019	B	4,887	1.00	1.00
	1823_C	Senior Administrative Analyst	4,686	B	5,695	2.00	2.00
	1840_C	Junior Management Assistant	3,259	B	3,963	2.00	2.00
	1842_C	Management Assistant	3,703	B	4,498	1.00	1.00
	1844_C	Senior Management Assistant	4,241	B	5,156	1.00	1.00
	1932_C	Assistant Storekeeper	2,480	B	3,015	1.50	1.50
	1934_C	Storekeeper	2,722	B	3,306	1.00	1.00
	1936_C	Senior Storekeeper	2,897	B	3,524	2.00	2.00
	7108_C	Heavy Equipment Operations Assistant Supervisor	4,789	B	5,821	2.00	2.00
	7208_C	Heavy Equipment Operations Supervisor	5,029	B	6,113	1.00	1.00
	7219_C	Maintenance Scheduler	3,490	B	4,241	1.00	1.00
	7262_C	Maintenance Planner	6,283	B	6,283	1.00	1.00
	8207_C	Building And Grounds Patrol Officer	2,897	B	3,524	1.00	1.00
	TEMPM_E	Temporary - Miscellaneous	5,251	B	5,251	1.78	1.78
13985 SR 2016 Prop E StreetTreeMaint	0932_C	Manager IV	6,436	B	8,212	1.00	1.00
	1054_C	IS Business Analyst-Principal	5,769	B	7,257	1.00	1.00

Fund	HCM Job Class	Job Class Title	Low	Type	High	2025-2026 FTE	2026-2027 FTE
	1312_C	Public Information Officer	3,711	B	4,508	1.00	1.00
	1408_C	Principal Clerk	3,403	B	4,139	1.00	1.00
	1824_C	Principal Administrative Analyst	5,425	B	6,595	1.00	1.00
	3408_C	Apprentice Arborist Technician I	2,238	B	2,645	8.00	8.00
	3434_C	Arborist Technician	3,349	B	4,586	19.00	19.00
	3435_C	Urban Forestry Inspector	3,592	B	4,366	3.00	3.00
	3436_C	Arborist Technician Supervisor I	4,213	B	5,119	5.00	5.00
	3438_C	Arborist Technician Supervisor II	4,421	B	5,372	1.00	1.00
	7227_C	Cement Finisher Supervisor I	4,745	B	5,767	1.00	1.00
	7311_C	Cement Mason	3,524	B	4,286	4.00	4.00
	7328_C	Operating Engineer, Universal	4,336	B	5,270	1.00	1.00
	7355_C	Truck Driver	3,595	B	4,576	1.00	1.00
	7514_C	General Laborer	2,933	B	3,566	20.00	20.00
	TEMPM_E	Temporary - Miscellaneous	5,251	B	5,251	1.56	1.56
<b>207990 Division Total</b>						<b>829.84</b>	<b>823.57</b>

## Division: 210711 - DPW Public Works Oversight

10000	GF Annual Account Ctrl	0112_E	Board/Commission Member, Group III		B		10.00	10.00
		0922_C	Manager I	5,176	B	6,609	1.00	1.00
		1842_C	Management Assistant	3,703	B	4,498	1.00	1.00
210711 Division Total							12.00	12.00

## Division: 229889 - DPW Administration

10040	GF PW Work Order	1670_C	Financial Systems Supervisor	6,307	B	7,667	2.00	2.00
13920	SR PW-Overhead	0922_C	Manager I	5,176	B	6,609	5.00	5.00
		0923_C	Manager II	5,560	B	7,096	2.00	2.00
		0931_C	Manager III	5,995	B	7,652	3.24	3.00
		0932_C	Manager IV	6,436	B	8,212	6.00	6.00
		0933_C	Manager V	6,940	B	8,858	3.00	3.00
		0941_C	Manager VI	7,450	B	9,510	4.00	4.00
		0954_C	Deputy Director IV	8,483	B	10,823	1.00	1.00
		0964_C	Department Head IV	9,743	B	12,432	1.00	1.00
		1042_C	IS Engineer-Journey	5,334	B	6,709	3.00	3.00
		1043_C	IS Engineer-Senior	5,911	B	7,438	2.00	2.00
		1044_C	IS Engineer-Principal	6,359	B	7,999	5.00	5.00
		1051_C	IS Business Analyst-Assistant	3,716	B	4,675	2.00	2.00
		1052_C	IS Business Analyst	4,303	B	5,413	2.00	2.00
		1053_C	IS Business Analyst-Senior	4,981	B	6,268	11.00	11.00
		1054_C	IS Business Analyst-Principal	5,769	B	7,257	7.00	7.00
		1070_C	IS Project Director	6,359	B	7,999	5.00	5.00
		1091_C	IT Operations Support Administrator I	2,850	B	3,531	1.00	1.00
		1092_C	IT Operations Support Administrator II	3,347	B	4,150	2.00	2.00
		1093_C	IT Operations Support Administrator III	4,068	B	5,044	4.00	4.00
		1094_C	IT Operations Support Administrator IV	4,949	B	6,131	3.00	3.00
		1095_C	IT Operations Support Administrator V	5,322	B	6,598	1.00	1.00

Fund	HCM Job Class	Job Class Title	Low	Type	High	2025-2026 FTE	2026-2027 FTE
	1204_C	Senior Personnel Clerk	3,203	B	3,894	5.00	5.00
	1220_C	Payroll and Personnel Clerk	3,181	B	3,866	1.00	1.00
	1222_C	Senior Payroll And Personnel Clerk	3,490	B	4,241	3.00	3.00
	1224_C	Principal Payroll And Personnel Clerk	3,848	B	4,675	1.00	1.00
	1232_C	Training Officer	4,231	B	5,144	1.00	1.00
	1241_C	Human Resources Analyst	3,674	B	5,410	12.00	12.00
	1244_C	Senior Human Resources Analyst	5,195	B	6,310	6.00	6.00
	1246_C	Principal Human Resources Analyst	5,867	B	7,131	3.00	3.00
	1314_C	Public Relations Officer	4,423	B	5,377	1.00	1.00
	1404_C	Clerk	2,486	B	3,022	1.00	1.00
	1632_C	Senior Account Clerk	3,090	B	3,753	3.00	3.00
	1652_C	Accountant II	3,874	B	4,706	0.00	0.00
	1654_C	Accountant III	4,686	B	5,695	6.00	6.00
	1657_C	Accountant IV	5,423	B	6,590	4.00	4.00
	1670_C	Financial Systems Supervisor	6,307	B	7,667	1.00	1.00
	1820_C	Junior Administrative Analyst	3,056	B	3,716	9.00	9.00
	1822_C	Administrative Analyst	4,019	B	4,887	24.00	24.00
	1823_C	Senior Administrative Analyst	4,686	B	5,695	12.00	12.00
	1824_C	Principal Administrative Analyst	5,425	B	6,595	8.00	8.00
	1825_C	Principal Administrative Analyst II	5,940	B	7,224	2.00	2.00
	1840_C	Junior Management Assistant	3,259	B	3,963	1.00	1.00
	1842_C	Management Assistant	3,703	B	4,498	4.00	4.00
	1844_C	Senior Management Assistant	4,241	B	5,156	1.00	1.00
	5177_C	Safety Officer	6,012	B	7,307	1.00	1.00
	5320_C	Illustrator And Art Designer	3,819	B	4,642	1.00	1.00
	5330_C	Graphics Supervisor	4,011	B	4,878	1.00	1.00
	5408_C	Coordinator of Citizen Involvement	5,156	B	6,264	0.00	0.00
	6130_C	Safety Analyst	5,453	B	6,628	1.00	1.00
	6139_C	Senior Industrial Hygienist	6,012	B	7,307	1.00	1.00
	9251_C	Public Relations Manager	5,866	B	7,131	1.00	1.00
	TEMPM_E	Temporary - Miscellaneous	5,251	B	5,251	3.27	3.27
<b>229889 Division Total</b>						<b>193.51</b>	<b>193.27</b>
<b>DPW Department Total</b>						<b>1,824.78</b>	<b>1,818.45</b>



**Department: ECN Economic And Workforce Development**

Fund	HCM Job Class	Job Class Title	Low	Type	High	2025-2026 FTE	2026-2027 FTE
Division: 207766 - ECN Workforce Development							
10010 GF Annual Authority Ctrl	0922_C	Manager I	5,176	B	6,609	1.50	1.50
	0931_C	Manager III	5,995	B	7,652	2.00	2.00
	0953_C	Deputy Director III	7,450	B	9,510	1.00	1.00
	1823_C	Senior Administrative Analyst	4,686	B	5,695	1.00	1.00
	1824_C	Principal Administrative Analyst	5,425	B	6,595	1.00	1.00
	2978_C	Contract Compliance Officer II	5,967	B	7,254	0.24	0.00
	2992_C	Contract Compliance Officer I	4,553	B	5,534	2.48	2.00
	9772_C	Community Development Specialist	3,807	B	4,630	3.00	3.00
	9774_C	Senior Community Development Specialist I	4,411	B	5,361	7.24	7.00
	9775_C	Senior Community Development Specialist II	5,229	B	6,357	3.75	3.75
	TEMPM_E	Temporary - Miscellaneous	5,251	B	5,251	0.65	0.65
10020 GF Continuing Authority Ctrl	0922_C	Manager I	5,176	B	6,609	1.00	1.00
	1823_C	Senior Administrative Analyst	4,686	B	5,695	0.50	0.50
	9774_C	Senior Community Development Specialist I	4,411	B	5,361	1.00	1.00
	9775_C	Senior Community Development Specialist II	5,229	B	6,357	2.00	2.00
10680 SR Neighborhood Dev-Grants Sta	2978_C	Contract Compliance Officer II	5,967	B	7,254	1.00	1.00
10770 SR Neighborhood Dev-Grants	0922_C	Manager I	5,176	B	6,609	0.50	0.50
	0923_C	Manager II	5,560	B	7,096	1.00	1.00
	0931_C	Manager III	5,995	B	7,652	1.00	1.00
	1822_C	Administrative Analyst	4,019	B	4,887	2.00	2.00
	1824_C	Principal Administrative Analyst	5,425	B	6,595	1.00	1.00
	9774_C	Senior Community Development Specialist I	4,411	B	5,361	11.00	11.00
	9775_C	Senior Community Development Specialist II	5,229	B	6,357	8.25	8.25
<b>207766 Division Total</b>						<b>54.11</b>	<b>53.15</b>

## Division: 207767 - ECN Economic Development

10010 GF Annual Authority Ctrl	0922_C	Manager I	5,176	B	6,609	3.00	3.00
	0923_C	Manager II	5,560	B	7,096	0.50	0.50
	0931_C	Manager III	5,995	B	7,652	1.00	1.00
	0932_C	Manager IV	6,436	B	8,212	1.00	1.00
	0933_C	Manager V	6,940	B	8,858	0.75	0.75
	0953_C	Deputy Director III	7,450	B	9,510	0.75	0.75
	1823_C	Senior Administrative Analyst	4,686	B	5,695	1.50	1.50
	1824_C	Principal Administrative Analyst	5,425	B	6,595	5.00	5.00
	1840_C	Junior Management Assistant	3,259	B	3,963	1.00	1.00
	9772_C	Community Development Specialist	3,807	B	4,630	4.00	4.00
	9774_C	Senior Community Development Specialist I	4,411	B	5,361	12.24	12.00

Fund	HCM Job Class	Job Class Title	Low	Type	High	2025-2026 FTE	2026-2027 FTE
10020 GF Continuing Authority Ctrl	9775_C	Senior Community Development Specialist II	5,229	B	6,357	4.00	4.00
	TEMPM_E	Temporary - Miscellaneous	5,251	B	5,251	2.41	2.39
	1053_C	IS Business Analyst-Senior	4,981	B	6,268	1.00	1.00
	1054_C	IS Business Analyst-Principal	5,769	B	7,257	1.00	1.00
	9772_C	Community Development Specialist	3,807	B	4,630	0.24	0.00
	9774_C	Senior Community Development Specialist I	4,411	B	5,361	2.00	2.00
	9775_C	Senior Community Development Specialist II	5,229	B	6,357	1.00	1.00
<b>207767 Division Total</b>						<b>42.39</b>	<b>41.89</b>

## Division: 207768 - ECN Office of Small Business

10000 GF Annual Account Ctrl	0961_C	Department Head I	6,436	B	8,212	1.00	1.00
	1823_C	Senior Administrative Analyst	4,686	B	5,695	2.65	2.65
	9774_C	Senior Community Development Specialist I	4,411	B	5,361	2.24	2.00
	9775_C	Senior Community Development Specialist II	5,229	B	6,357	3.00	3.00
	TEMPM_E	Temporary - Miscellaneous	5,251	B	5,251	0.05	0.05
10010 GF Annual Authority Ctrl	9772_C	Community Development Specialist	3,807	B	4,630	0.13	0.13
	9774_C	Senior Community Development Specialist I	4,411	B	5,361	1.00	1.00
10020 GF Continuing Authority Ctrl	1823_C	Senior Administrative Analyst	4,686	B	5,695	0.35	0.35
10680 SR Neighborhood Dev-Grants Sta	9772_C	Community Development Specialist	3,807	B	4,630	0.17	0.17
	9775_C	Senior Community Development Specialist II	5,229	B	6,357	0.22	0.22
10770 SR Neighborhood Dev-Grants	9772_C	Community Development Specialist	3,807	B	4,630	0.33	0.33
	9775_C	Senior Community Development Specialist II	5,229	B	6,357	0.43	0.43
<b>207768 Division Total</b>						<b>11.57</b>	<b>11.33</b>

## Division: 207769 - ECN Film Commission

11890 SR Mobed-Film Prod Sp	0951_C	Deputy Director I	5,176	B	6,609	1.00	1.00
	0961_C	Department Head I	6,436	B	8,212	1.00	1.00
	1822_C	Administrative Analyst	4,019	B	4,887	2.00	2.00
	TEMPM_E	Temporary - Miscellaneous	5,251	B	5,251	0.02	0.02
<b>207769 Division Total</b>						<b>4.02</b>	<b>4.02</b>

## Division: 207770 - ECN Real Estate Development

10010 GF Annual Authority Ctrl	0932_C	Manager IV	6,436	B	8,212	1.24	1.00
	0933_C	Manager V	6,940	B	8,858	0.25	0.25
	0941_C	Manager VI	7,450	B	9,510	0.24	0.00
	0953_C	Deputy Director III	7,450	B	9,510	1.25	1.25
	1450_C	Executive Secretary I	3,403	B	4,139	0.24	0.00
	1823_C	Senior Administrative Analyst	4,686	B	5,695	3.00	3.00
	1824_C	Principal Administrative Analyst	5,425	B	6,595	2.00	2.00
	5502_C	Project Manager I	7,324	B	7,324	6.24	6.00

Fund	HCM Job Class	Job Class Title	Low	Type	High	2025-2026	2026-2027
						FTE	FTE
	9775_C	Senior Community Development Specialist II	5,229	B	6,357	0.00	0.00
	TEMPM_E	Temporary - Miscellaneous	5,251	B	5,251	0.23	0.23
<b>207770 Division Total</b>						<b>14.69</b>	<b>13.73</b>
Division: 229991 - ECN Economic and Workforce Dev							
10000 GF Annual Account Ctrl	0923_C	Manager II	5,560	B	7,096	2.00	2.00
	0931_C	Manager III	5,995	B	7,652	1.00	1.00
	0953_C	Deputy Director III	7,450	B	9,510	1.00	1.00
	0963_C	Department Head III	8,483	B	10,823	1.00	1.00
	1244_C	Senior Human Resources Analyst	5,195	B	6,310	1.00	1.00
	1450_C	Executive Secretary I	3,403	B	4,139	1.00	1.00
	1654_C	Accountant III	4,686	B	5,695	2.00	2.00
	1823_C	Senior Administrative Analyst	4,686	B	5,695	4.00	4.00
	1840_C	Junior Management Assistant	3,259	B	3,963	1.00	1.00
	1842_C	Management Assistant	3,703	B	4,498	1.00	1.00
	1844_C	Senior Management Assistant	4,241	B	5,156	1.00	1.00
10020 GF Continuing Authority Ctrl	1824_C	Principal Administrative Analyst	5,425	B	6,595	2.00	2.00
10770 SR Neighborhood Dev-Grants	0923_C	Manager II	5,560	B	7,096	0.50	0.50
	2992_C	Contract Compliance Officer I	4,553	B	5,534	0.24	0.00
	9704_C	Employment & Training Specialist III	3,848	B	4,675	1.00	1.00
	9772_C	Community Development Specialist	3,807	B	4,630	1.37	1.37
	9774_C	Senior Community Development Specialist I	4,411	B	5,361	1.00	1.00
	9775_C	Senior Community Development Specialist II	5,229	B	6,357	0.35	0.35
<b>229991 Division Total</b>						<b>22.46</b>	<b>22.22</b>
<b>ECN Department Total</b>						<b>149.24</b>	<b>146.34</b>

**Department: ENV Environment**

Fund		HCM Job Class	Job Class Title	Low	Type	High	2025-2026 FTE	2026-2027 FTE
Division: 229994 - ENV Environment								
10010	GF Annual Authority Ctrl	1822_C	Administrative Analyst	4,019	B	4,887	0.00	0.00
		5638_C	Environmental Assistant	3,332	B	4,049	0.18	0.18
		5642_C	Senior Environmental Specialist	4,710	B	5,726	2.30	2.30
		5644_C	Principal Environmental Specialist	5,377	B	6,534	0.20	0.20
		9922_C	Public Service Aide - Associate To Professionals	2,309	B	2,309	2.00	2.00
		TEMPM_E	Temporary - Miscellaneous	5,251	B	5,251	0.01	0.01
12200	SR Env-Operating-Non-Project	0111_E	Board/Commission Member, Group II		B		0.05	0.05
		0923_C	Manager II	5,560	B	7,096	0.44	0.44
		0952_C	Deputy Director II	5,995	B	7,652	0.44	0.44
		0962_C	Department Head II	7,983	B	10,186	0.44	0.44
		1093_C	IT Operations Support Administrator III	4,068	B	5,044	0.44	0.44
		1095_C	IT Operations Support Administrator V	5,322	B	6,598	0.44	0.44
		1204_C	Senior Personnel Clerk	3,203	B	3,894	0.44	0.44
		1222_C	Senior Payroll And Personnel Clerk	3,490	B	4,241	0.00	0.00
		1224_C	Principal Payroll And Personnel Clerk	3,848	B	4,675	0.44	0.44
		1632_C	Senior Account Clerk	3,090	B	3,753	0.44	0.44
		1822_C	Administrative Analyst	4,019	B	4,887	1.23	1.32
		1823_C	Senior Administrative Analyst	4,686	B	5,695	0.35	0.44
		1824_C	Principal Administrative Analyst	5,425	B	6,595	1.32	1.32
		1825_C	Principal Administrative Analyst II	5,940	B	7,224	0.69	0.78
		1840_C	Junior Management Assistant	3,259	B	3,963	0.44	0.44
		1844_C	Senior Management Assistant	4,241	B	5,156	0.44	0.44
		5638_C	Environmental Assistant	3,332	B	4,049	2.81	2.91
		5640_C	Environmental Specialist	4,049	B	4,920	2.10	2.10
		5642_C	Senior Environmental Specialist	4,710	B	5,726	4.77	4.77
		5644_C	Principal Environmental Specialist	5,377	B	6,534	1.38	1.38
		9922_C	Public Service Aide - Associate To Professionals	2,309	B	2,309	2.30	2.30
		TEMPM_E	Temporary - Miscellaneous	5,251	B	5,251	3.88	4.03
12210	SR Env-Continuing Projects	0923_C	Manager II	5,560	B	7,096	0.30	0.30
		1823_C	Senior Administrative Analyst	4,686	B	5,695	0.35	0.35
		5638_C	Environmental Assistant	3,332	B	4,049	3.50	3.60
		5640_C	Environmental Specialist	4,049	B	4,920	3.63	3.63
		5642_C	Senior Environmental Specialist	4,710	B	5,726	2.83	2.93
		5644_C	Principal Environmental Specialist	5,377	B	6,534	0.28	0.28
		9922_C	Public Service Aide - Associate To Professionals	2,309	B	2,309	2.10	2.10
		TEMPM_E	Temporary - Miscellaneous	5,251	B	5,251	2.25	1.59
12230	SR Grants; ENV Continuing	1822_C	Administrative Analyst	4,019	B	4,887	1.00	1.00
		1823_C	Senior Administrative Analyst	4,686	B	5,695	0.05	0.05
		5638_C	Environmental Assistant	3,332	B	4,049	0.80	1.00
		5640_C	Environmental Specialist	4,049	B	4,920	6.20	6.80

Fund	HCM Job Class	Job Class Title	Low	Type	High	2025-2026	2026-2027
						FTE	FTE
13990 SR Solid Waste Non-Project	5642_C	Senior Environmental Specialist	4,710	B	5,726	5.30	5.80
	5644_C	Principal Environmental Specialist	5,377	B	6,534	1.59	1.59
	9922_C	Public Service Aide - Associate To Professionals	2,309	B	2,309	2.14	2.34
	TEMPM_E	Temporary - Miscellaneous	5,251	B	5,251	0.61	0.63
	0111_E	Board/Commission Member, Group II		B		0.05	0.05
	0923_C	Manager II	5,560	B	7,096	0.56	0.56
	0952_C	Deputy Director II	5,995	B	7,652	0.56	0.56
	0962_C	Department Head II	7,983	B	10,186	0.56	0.56
	1093_C	IT Operations Support Administrator III	4,068	B	5,044	0.56	0.56
	1095_C	IT Operations Support Administrator V	5,322	B	6,598	0.56	0.56
	1204_C	Senior Personnel Clerk	3,203	B	3,894	0.56	0.56
	1222_C	Senior Payroll And Personnel Clerk	3,490	B	4,241	0.00	0.00
	1224_C	Principal Payroll And Personnel Clerk	3,848	B	4,675	0.56	0.56
	1632_C	Senior Account Clerk	3,090	B	3,753	0.56	0.56
	1822_C	Administrative Analyst	4,019	B	4,887	2.37	2.68
	1823_C	Senior Administrative Analyst	4,686	B	5,695	0.85	0.96
	1824_C	Principal Administrative Analyst	5,425	B	6,595	1.68	1.68
	1825_C	Principal Administrative Analyst II	5,940	B	7,224	1.11	1.22
	1840_C	Junior Management Assistant	3,259	B	3,963	0.56	0.56
	1844_C	Senior Management Assistant	4,241	B	5,156	0.56	0.56
	5638_C	Environmental Assistant	3,332	B	4,049	10.00	10.20
	5640_C	Environmental Specialist	4,049	B	4,920	7.92	8.32
	5642_C	Senior Environmental Specialist	4,710	B	5,726	10.33	10.33
	5644_C	Principal Environmental Specialist	5,377	B	6,534	3.77	3.77
	9922_C	Public Service Aide - Associate To Professionals	2,309	B	2,309	4.30	4.30
	TEMPM_E	Temporary - Miscellaneous	5,251	B	5,251	4.32	4.17
14000 SR Solid Waste Projects	0923_C	Manager II	5,560	B	7,096	0.70	0.70
	1823_C	Senior Administrative Analyst	4,686	B	5,695	1.20	1.20
	5638_C	Environmental Assistant	3,332	B	4,049	3.10	3.50
	5640_C	Environmental Specialist	4,049	B	4,920	2.15	2.15
	5642_C	Senior Environmental Specialist	4,710	B	5,726	2.31	2.31
	9922_C	Public Service Aide - Associate To Professionals	2,309	B	2,309	2.89	2.89
	TEMPM_E	Temporary - Miscellaneous	5,251	B	5,251	5.70	5.91
229994 Division Total						133.25	136.42
ENV Department Total						133.25	136.42

**Department: ETH Ethics Commission**

Fund		HCM Job Class	Job Class Title	Low	Type	High	2025-2026 FTE	2026-2027 FTE
Division: 229997 - ETH Ethics Commission								
10000	GF Annual Account Ctrl	0922_C	Manager I	5,176	B	6,609	1.00	1.00
		0951_C	Deputy Director I	5,176	B	6,609	1.00	1.00
		0961_C	Department Head I	6,436	B	8,212	1.00	1.00
		1043_C	IS Engineer-Senior	5,911	B	7,438	1.00	1.00
		1052_C	IS Business Analyst	4,303	B	5,413	1.00	1.00
		1053_C	IS Business Analyst-Senior	4,981	B	6,268	1.00	1.00
		1054_C	IS Business Analyst-Principal	5,769	B	7,257	1.00	1.00
		1222_C	Senior Payroll And Personnel Clerk	3,490	B	4,241	0.24	0.00
		1230_C	Instructional Designer	4,666	B	5,672	0.24	0.00
		1426_C	Senior Clerk Typist	2,838	B	3,800	0.00	0.00
		1454_C	Executive Secretary III	4,069	B	4,945	1.00	1.00
		1684_C	Auditor II	4,757	B	5,784	3.00	3.00
		1686_C	Auditor III	5,344	B	6,496	1.00	1.00
		1822_C	Administrative Analyst	4,019	B	4,887	1.00	1.00
		1823_C	Senior Administrative Analyst	4,686	B	5,695	7.00	7.00
		1824_C	Principal Administrative Analyst	5,425	B	6,595	3.00	3.00
		1840_C	Junior Management Assistant	3,259	B	3,963	1.24	1.00
		1844_C	Senior Management Assistant	4,241	B	5,156	2.00	2.00
		TEMPM_E	Temporary - Miscellaneous	5,251	B	5,251	0.58	0.58
229997 Division Total							27.30	26.58
ETH Department Total							27.30	26.58

**Department: FAM Fine Arts Museum**

Fund		HCM Job Class	Job Class Title	Low	Type	High	2025-2026 FTE	2026-2027 FTE
Division: 230001 - FAM Fine Arts Museum								
10000	GF Annual Account Ctrl	0922_C	Manager I	5,176	B	6,609	3.00	3.00
		0923_C	Manager II	5,560	B	7,096	1.00	1.00
		0963_C	Department Head III	8,483	B	10,823	1.00	1.00
		1222_C	Senior Payroll And Personnel Clerk	3,490	B	4,241	1.00	1.00
		1244_C	Senior Human Resources Analyst	5,195	B	6,310	1.00	1.00
		1246_C	Principal Human Resources Analyst	5,867	B	7,131	1.00	1.00
		1654_C	Accountant III	4,686	B	5,695	1.00	1.00
		3544_C	Curator III	3,968	B	4,827	1.00	1.00
		3556_C	Museum Registrar	3,163	B	3,848	2.00	2.00
		7120_C	Buildings And Grounds Maintenance Superintendent	7,189	B	7,189	1.00	1.00
		7203_C	Buildings And Grounds Maintenance Supervisor	6,143	B	6,143	1.00	1.00
		7334_C	Stationary Engineer	4,938	B	4,938	6.00	6.00
		7335_C	Senior Stationary Engineer	5,596	B	5,596	2.00	2.00
		8202_C	Security Guard	2,386	B	3,524	18.42	18.42
		8226_C	Museum Guard	2,897	B	3,524	52.68	52.68
		8228_C	Museum Security Supervisor	3,229	B	3,923	6.00	6.00
		8229_C	Manager of Museum Security Services	3,807	B	4,630	1.00	1.00
		TEMPM_E	Temporary - Miscellaneous	5,251	B	5,251	1.91	1.91
11940	SR Museums Admission	3302_C	Admission Attendant	2,206	B	2,680	9.01	9.01
		TEMPM_E	Temporary - Miscellaneous	5,251	B	5,251	0.44	0.44
230001 Division Total							111.46	111.46
FAM Department Total							111.46	111.46

**Department: FIR Fire Department**

Fund		HCM Job Class	Job Class Title	Low	Type	High	2025-2026 FTE	2026-2027 FTE
Division: 130644 - FIR Administration								
10000	GF Annual Account Ctrl	0114_E	Board/Commission Member, Group V		B		0.10	0.10
		0140_F	Chief of Department, (Fire Department)	15,735	B	15,735	1.00	1.00
		0150_F	Deputy Chief of Department, (Fire Department)	13,583	B	13,583	1.00	1.00
		0922_C	Manager I	5,176	B	6,609	1.00	1.00
		0931_C	Manager III	5,995	B	7,652	2.00	2.00
		0941_C	Manager VI	7,450	B	9,510	2.00	2.00
		0954_C	Deputy Director IV	8,483	B	10,823	1.00	1.00
		1042_C	IS Engineer-Journey	5,334	B	6,709	4.00	4.00
		1044_C	IS Engineer-Principal	6,359	B	7,999	2.00	2.00
		1053_C	IS Business Analyst-Senior	4,981	B	6,268	1.00	1.00
		1070_C	IS Project Director	6,359	B	7,999	1.00	1.00
		1093_C	IT Operations Support Administrator III	4,068	B	5,044	2.00	2.00
		1203_C	Personnel Technician	3,357	B	4,083	1.00	1.00
		1222_C	Senior Payroll And Personnel Clerk	3,490	B	4,241	4.00	4.00
		1224_C	Principal Payroll And Personnel Clerk	3,848	B	4,675	1.00	1.00
		1241_C	Human Resources Analyst	3,674	B	5,410	2.00	2.00
		1244_C	Senior Human Resources Analyst	5,195	B	6,310	1.00	1.00
		1452_C	Executive Secretary II	3,744	B	4,553	1.00	1.00
		1454_C	Executive Secretary III	4,069	B	4,945	1.00	1.00
		1632_C	Senior Account Clerk	3,090	B	3,753	1.00	1.00
		1654_C	Accountant III	4,686	B	5,695	1.00	1.00
		1670_C	Financial Systems Supervisor	6,307	B	7,667	1.00	1.00
		1804_C	Statistician	3,711	B	4,508	1.00	1.00
		1820_C	Junior Administrative Analyst	3,056	B	3,716	1.00	1.00
		1822_C	Administrative Analyst	4,019	B	4,887	1.00	1.00
		1823_C	Senior Administrative Analyst	4,686	B	5,695	3.00	3.00
		1844_C	Senior Management Assistant	4,241	B	5,156	5.00	5.00
		2232_C	Senior Physician Specialist	9,713	B	13,686	0.15	0.15
		2233_C	Supervising Physician Specialist	10,456	B	14,718	1.00	1.00
		2328_C	Nurse Practitioner	8,011	B	11,557	1.00	1.00
		2430_C	Medical Evaluations Assistant	2,566	B	3,923	0.16	0.00
		5177_C	Safety Officer	6,012	B	7,307	1.00	1.00
		H016_F	Technical Training Specialist, Fire Department	6,791	B	6,791	2.00	2.00
		H020_F	Lieutenant, Fire Suppression	6,792	B	6,792	2.00	2.00
		H030_F	Captain, Fire Suppression	7,753	B	7,753	2.00	2.00
		H033_F	Captain, Emergency Medical Services	7,753	B	7,753	2.00	2.00
		H040_F	Battalion Chief, Fire Suppression	9,308	B	9,308	1.00	1.00
10020	GF Continuing Authority Ctrl	H051_F	Assistant Deputy Chief II	12,003	B	12,003	1.00	1.00
10060	GF Work Order	H004_F	Inspector, Fire Department	7,006	B	7,006	1.00	1.00
		H022_F	Lieutenant, Fire Prevention	7,666	B	7,666	1.00	1.00



Fund	HCM Job Class	Job Class Title	Low	Type	High	2025-2026 FTE	2026-2027 FTE
	TEMPM_E	Temporary - Miscellaneous	5,251	B	5,251	0.74	0.74
<b>130644 Division Total</b>						<b>59.15</b>	<b>58.99</b>

## Division: 130645 - FIR Airport

17960	AIR Op Annual Account Ctrl	5201_C	Junior Engineer	4,293	B	5,217	1.00	1.00
		5215_C	Fire Protection Engineer	6,294	B	7,650	1.00	1.00
		H002_F	Firefighter	3,788	B	5,843	70.00	70.00
		H003_F	EMT/Paramedic/Firefighter	3,470	B	6,755	19.00	19.00
		H004_F	Inspector, Fire Department	7,006	B	7,006	3.00	3.00
		H016_F	Technical Training Specialist, Fire Department	6,791	B	6,791	2.00	2.00
		H020_F	Lieutenant, Fire Suppression	6,792	B	6,792	10.00	10.00
		H022_F	Lieutenant, Fire Prevention	7,666	B	7,666	2.00	2.00
		H028_F	Lieutenant, Division of Training	7,752	B	7,752	1.00	1.00
		H030_F	Captain, Fire Suppression	7,753	B	7,753	4.00	4.00
		H032_F	Captain, Fire Prevention or Fire Investigation	8,757	B	8,757	2.00	2.00
		H033_F	Captain, Emergency Medical Services	7,753	B	7,753	3.00	3.00
		H039_F	Captain, Division of Training	9,307	B	9,307	1.00	1.00
		H040_F	Battalion Chief, Fire Suppression	9,308	B	9,308	3.00	3.00
		H051_F	Assistant Deputy Chief II	12,003	B	12,003	1.00	1.00
130645 Division Total							123.00	123.00

## Division: 130647 - FIR Fireboat

10060	GF Work Order	H020_F	Lieutenant, Fire Suppression	6,792	B	6,792	2.00	2.00
		H030_F	Captain, Fire Suppression	7,753	B	7,753	1.00	1.00
		H110_F	Marine Engineer of Fire Boats	7,753	B	7,753	3.00	3.00
		H120_F	Pilot of Fire Boats	7,753	B	7,753	3.00	3.00
		TEMPM_E	Temporary - Miscellaneous	5,251	B	5,251	0.27	0.27
130647 Division Total							9.27	9.27

## Division: 130648 - FIR Investigation

10000	GF Annual Account Ctrl	1822_C	Administrative Analyst	4,019	B	4,887	1.00	1.00
		H006_F	Investigator, Fire Department	7,006	B	7,006	9.00	9.00
		H024_F	Lieutenant, Fire Investigation	7,666	B	7,666	3.00	3.00
		H032_F	Captain, Fire Prevention or Fire Investigation	8,757	B	8,757	1.00	1.00
130648 Division Total							14.00	14.00

## Division: 130649 - FIR Nert

10000	GF Annual Account Ctrl	H020_F	Lieutenant, Fire Suppression	6,792	B	6,792	1.00	1.00
130649 Division Total							1.00	1.00

## Division: 130650 - FIR Operations

10000	GF Annual Account Ctrl	0150_F	Deputy Chief of Department, (Fire Department)	13,583	B	13,583	2.00	2.00
		1093_C	IT Operations Support Administrator III	4,068	B	5,044	1.00	1.00

Fund	HCM Job Class	Job Class Title	Low	Type	High	2025-2026	2026-2027
						FTE	FTE
10060 GF Work Order	1450_C	Executive Secretary I	3,403	B	4,139	1.00	1.00
	1452_C	Executive Secretary II	3,744	B	4,553	1.00	1.00
	1823_C	Senior Administrative Analyst	4,686	B	5,695	1.00	1.00
	H002_F	Firefighter	3,788	B	5,843	852.54	852.54
	H003_F	EMT/Paramedic/Firefighter	3,470	B	6,755	455.20	455.20
	H009_F	Community Paramedic	3,644	B	6,166	10.00	10.00
	H010_F	Incident Support Specialist	6,366	B	6,366	21.50	21.50
	H020_F	Lieutenant, Fire Suppression	6,792	B	6,792	187.17	187.17
	H030_F	Captain, Fire Suppression	7,753	B	7,753	73.00	73.00
	H033_F	Captain, Emergency Medical Services	7,753	B	7,753	33.20	33.20
	H040_F	Battalion Chief, Fire Suppression	9,308	B	9,308	37.80	37.80
	H043_F	EMS Section Chief	9,308	B	9,308	3.00	3.00
	H050_F	Assistant Chief of Department, (Fire Department)	10,756	B	10,756	7.50	7.50
	H051_F	Assistant Deputy Chief II	12,003	B	12,003	1.00	1.00
	H053_F	Emergency Medical Services Chief	12,003	B	12,003	1.00	1.00
	TEMPM_E	Temporary - Miscellaneous	5,251	B	5,251	4.92	5.06
	H003_F	EMT/Paramedic/Firefighter	3,470	B	6,755	12.00	12.00
	H009_F	Community Paramedic	3,644	B	6,166	6.00	6.00
	H033_F	Captain, Emergency Medical Services	7,753	B	7,753	4.00	4.00
	H043_F	EMS Section Chief	9,308	B	9,308	1.00	1.00
<b>130650 Division Total</b>						<b>1,716.83</b>	<b>1,716.97</b>
Division: 130651 - FIR Prevention							
10000 GF Annual Account Ctrl	1042_C	IS Engineer-Journey	5,334	B	6,709	2.00	2.00
	1054_C	IS Business Analyst-Principal	5,769	B	7,257	0.00	0.00
	1093_C	IT Operations Support Administrator III	4,068	B	5,044	1.00	1.00
	1654_C	Accountant III	4,686	B	5,695	1.00	1.00
	1820_C	Junior Administrative Analyst	3,056	B	3,716	4.00	4.00
	1822_C	Administrative Analyst	4,019	B	4,887	1.00	1.00
	1840_C	Junior Management Assistant	3,259	B	3,963	1.00	1.00
	5201_C	Junior Engineer	4,293	B	5,217	4.00	4.00
	5215_C	Fire Protection Engineer	6,294	B	7,650	2.00	2.00
	5217_C	Senior Fire Protection Engineer	7,281	B	8,851	1.00	1.00
	6281_C	Fire Safety Inspector II	6,939	B	6,939	0.09	0.00
	H004_F	Inspector, Fire Department	7,006	B	7,006	45.24	45.00
	H022_F	Lieutenant, Fire Prevention	7,666	B	7,666	9.00	9.00
	H032_F	Captain, Fire Prevention or Fire Investigation	8,757	B	8,757	3.00	3.00
	H042_F	Assistant Fire Marshal	9,886	B	9,886	4.00	4.00
	H051_F	Assistant Deputy Chief II	12,003	B	12,003	1.00	1.00
	5215_C	Fire Protection Engineer	6,294	B	7,650	1.00	1.00
	H004_F	Inspector, Fire Department	7,006	B	7,006	2.50	2.50
	H032_F	Captain, Fire Prevention or Fire Investigation	8,757	B	8,757	3.00	3.00
<b>130651 Division Total</b>						<b>85.83</b>	<b>85.50</b>

Fund	HCM Job Class	Job Class Title	Low	Type	High	2025-2026 FTE	2026-2027 FTE
Division: 130652 - FIR Support Services							
10000 GF Annual Account Ctrl	1822_C	Administrative Analyst	4,019	B	4,887	1.00	1.00
	1823_C	Senior Administrative Analyst	4,686	B	5,695	1.00	1.00
	1842_C	Management Assistant	3,703	B	4,498	0.24	0.00
	1934_C	Storekeeper	2,722	B	3,306	4.00	4.00
	1936_C	Senior Storekeeper	2,897	B	3,524	2.00	2.00
	1942_C	Assistant Materials Coordinator	4,573	B	5,560	1.00	1.00
	7120_C	Buildings And Grounds Maintenance Superintendent	7,189	B	7,189	1.00	1.00
	H002_F	Firefighter	3,788	B	5,843	11.00	11.00
	H020_F	Lieutenant, Fire Suppression	6,792	B	6,792	2.00	2.00
	H030_F	Captain, Fire Suppression	7,753	B	7,753	1.00	1.00
	H051_F	Assistant Deputy Chief II	12,003	B	12,003	1.00	1.00
<b>130652 Division Total</b>						<b>25.24</b>	<b>25.00</b>
Division: 130653 - FIR Training							
10000 GF Annual Account Ctrl	1426_C	Senior Clerk Typist	2,838	B	3,800	2.00	2.00
	H028_F	Lieutenant, Division of Training	7,752	B	7,752	7.00	7.00
	H033_F	Captain, Emergency Medical Services	7,753	B	7,753	5.00	5.00
	H039_F	Captain, Division of Training	9,307	B	9,307	3.00	3.00
	H043_F	EMS Section Chief	9,308	B	9,308	1.00	1.00
	H051_F	Assistant Deputy Chief II	12,003	B	12,003	1.00	1.00
<b>130653 Division Total</b>						<b>19.00</b>	<b>19.00</b>
Division: 130654 - FIR Capital Project & Grants							
10020 GF Continuing Authority Ctrl	7345_C	Electrician	4,686	B	5,693	1.00	1.00
	7347_C	Plumber	4,720	B	5,739	1.00	1.00
10060 GF Work Order	1054_C	IS Business Analyst-Principal	5,769	B	7,257	1.00	1.00
	3374_C	Volunteer/Outreach Coordinator	3,532	B	4,293	1.00	1.00
	H020_F	Lieutenant, Fire Suppression	6,792	B	6,792	1.00	1.00
	H051_F	Assistant Deputy Chief II	12,003	B	12,003	1.00	1.00
13550 SR Public Protection-Grant	H002_F	Firefighter	3,788	B	5,843	36.00	36.00
15511 CPXCF 14 EQ SFTY&EMY RE S2018C	H020_F	Lieutenant, Fire Suppression	6,792	B	6,792	1.00	1.00
	H030_F	Captain, Fire Suppression	7,753	B	7,753	1.00	1.00
<b>130654 Division Total</b>						<b>44.00</b>	<b>44.00</b>
<b>FIR Department Total</b>						<b>2,097.32</b>	<b>2,096.73</b>

**Department: HOM Homelessness And Supportive Housing**

Fund		HCM Job Class	Job Class Title	Low	Type	High	2025-2026 FTE	2026-2027 FTE
Division: 203645 - HOM Administration								
10000	GF Annual Account Ctrl	0114_E	Board/Commission Member, Group V		B		7.00	7.00
		0922_C	Manager I	5,176	B	6,609	1.00	1.00
		0923_C	Manager II	5,560	B	7,096	3.00	3.00
		0931_C	Manager III	5,995	B	7,652	1.00	1.00
		0932_C	Manager IV	6,436	B	8,212	4.00	4.00
		0952_C	Deputy Director II	5,995	B	7,652	1.00	1.00
		0953_C	Deputy Director III	7,450	B	9,510	3.00	3.00
		0954_C	Deputy Director IV	8,483	B	10,823	1.00	1.00
		0964_C	Department Head IV	9,743	B	12,432	1.00	1.00
		1043_C	IS Engineer-Senior	5,911	B	7,438	3.00	3.00
		1044_C	IS Engineer-Principal	6,359	B	7,999	1.00	1.00
		1053_C	IS Business Analyst-Senior	4,981	B	6,268	1.00	1.00
		1054_C	IS Business Analyst-Principal	5,769	B	7,257	2.00	2.00
		1092_C	IT Operations Support Administrator II	3,347	B	4,150	2.00	2.00
		1093_C	IT Operations Support Administrator III	4,068	B	5,044	1.00	1.00
		1220_C	Payroll and Personnel Clerk	3,181	B	3,866	1.00	1.00
		1222_C	Senior Payroll And Personnel Clerk	3,490	B	4,241	1.00	1.00
		1232_C	Training Officer	4,231	B	5,144	1.00	1.00
		1241_C	Human Resources Analyst	3,674	B	5,410	2.00	2.00
		1244_C	Senior Human Resources Analyst	5,195	B	6,310	1.00	1.00
		1312_C	Public Information Officer	3,711	B	4,508	1.00	1.00
		1406_C	Senior Clerk	2,579	B	3,800	1.00	1.00
		1452_C	Executive Secretary II	3,744	B	4,553	1.00	1.00
		1454_C	Executive Secretary III	4,069	B	4,945	1.00	1.00
		1652_C	Accountant II	3,874	B	4,706	1.00	1.00
		1654_C	Accountant III	4,686	B	5,695	1.00	1.00
		1670_C	Financial Systems Supervisor	6,307	B	7,667	1.00	1.00
		1822_C	Administrative Analyst	4,019	B	4,887	7.00	7.00
		1823_C	Senior Administrative Analyst	4,686	B	5,695	9.00	9.00
		1824_C	Principal Administrative Analyst	5,425	B	6,595	8.00	8.00
		1844_C	Senior Management Assistant	4,241	B	5,156	1.00	1.00
		7203_C	Buildings And Grounds Maintenance Supervisor	6,143	B	6,143	1.00	1.00
		7333_C	Apprentice Stationary Engineer II	3,211	B	4,691	1.00	1.00
		7334_C	Stationary Engineer	4,938	B	4,938	2.00	2.00
10020	GF Continuing Authority Ctrl	1044_C	IS Engineer-Principal	6,359	B	7,999	1.00	1.00
		1053_C	IS Business Analyst-Senior	4,981	B	6,268	1.00	1.00
		1635_C	Health Care Billing Clerk I	2,913	B	3,537	1.00	1.00
		1636_C	Health Care Billing Clerk II	3,274	B	3,978	2.00	2.00
		1654_C	Accountant III	4,686	B	5,695	1.00	1.00
		1823_C	Senior Administrative Analyst	4,686	B	5,695	5.00	5.00
		2917_C	Program Support Analyst	4,816	B	5,855	1.00	1.00

Fund	HCM Job Class	Job Class Title	Low	Type	High	2025-2026 FTE	2026-2027 FTE
10582 SR OCOH Nov18 PropCHomelessSvc	7334_C	Stationary Engineer	4,938	B	4,938	3.00	3.00
	0923_C	Manager II	5,560	B	7,096	3.00	3.00
	0931_C	Manager III	5,995	B	7,652	1.00	1.00
	0933_C	Manager V	6,940	B	8,858	1.00	1.00
	1092_C	IT Operations Support Administrator II	3,347	B	4,150	1.00	1.00
	1094_C	IT Operations Support Administrator IV	4,949	B	6,131	1.00	1.00
	1241_C	Human Resources Analyst	3,674	B	5,410	1.00	1.00
	1244_C	Senior Human Resources Analyst	5,195	B	6,310	2.00	2.00
	1246_C	Principal Human Resources Analyst	5,867	B	7,131	2.00	2.00
	1312_C	Public Information Officer	3,711	B	4,508	1.00	1.00
	1314_C	Public Relations Officer	4,423	B	5,377	1.00	1.00
	1654_C	Accountant III	4,686	B	5,695	1.00	1.00
	1657_C	Accountant IV	5,423	B	6,590	1.00	1.00
	1822_C	Administrative Analyst	4,019	B	4,887	3.00	3.00
	1823_C	Senior Administrative Analyst	4,686	B	5,695	12.00	12.00
	1824_C	Principal Administrative Analyst	5,425	B	6,595	3.00	3.00
	1825_C	Principal Administrative Analyst II	5,940	B	7,224	0.80	1.00
	7524_C	Institution Utility Worker	2,480	B	3,015	1.00	1.00
<b>203645 Division Total</b>						<b>124.80</b>	<b>125.00</b>

## Division: 203646 - HOM Programs

10000 GF Annual Account Ctrl	0923_C	Manager II	5,560	B	7,096	7.00	7.00
	0932_C	Manager IV	6,436	B	8,212	1.00	1.00
	0933_C	Manager V	6,940	B	8,858	1.00	1.00
	0953_C	Deputy Director III	7,450	B	9,510	1.00	1.00
	1406_C	Senior Clerk	2,579	B	3,800	1.00	1.00
	1820_C	Junior Administrative Analyst	3,056	B	3,716	1.00	1.00
	1822_C	Administrative Analyst	4,019	B	4,887	3.00	3.00
	1823_C	Senior Administrative Analyst	4,686	B	5,695	7.00	7.00
	1824_C	Principal Administrative Analyst	5,425	B	6,595	5.00	5.00
	1842_C	Management Assistant	3,703	B	4,498	1.00	1.00
	2586_C	Health Worker II	2,823	B	3,431	5.00	5.00
	2587_C	Health Worker III	3,090	B	3,753	2.68	1.00
	2588_C	Health Worker IV	3,607	B	4,388	1.00	1.00
	2593_C	Health Program Coordinator III	4,666	B	5,672	3.24	3.00
	2905_C	Human Services Agency Senior Eligibility Worker	2,802	B	4,301	2.00	2.00
	2907_C	Eligibility Worker Supervisor	4,001	B	4,862	1.00	1.00
	2913_C	Program Specialist	3,923	B	4,768	2.00	2.00
	2917_C	Program Support Analyst	4,816	B	5,855	14.00	14.00
	2918_C	Human Services Agency Social Worker	2,884	B	4,433	5.00	5.00
	2920_C	Medical Social Worker	4,286	B	5,208	1.00	1.00
	2930_C	Behavioral Health Clinician	4,414	B	5,363	3.48	3.00
	2932_C	Senior Behavioral Health Clinician	4,634	B	5,630	2.24	2.00
	8603_C	Emergency Services Coord III	4,878	B	5,928	0.80	1.00

		HCM Job Class					2025-2026	2026-2027
Fund			Job Class Title	Low	Type	High	FTE	FTE
10020	GF Continuing Authority Ctrl	TEMPM_E	Temporary - Miscellaneous	5,251	B	5,251	9.02	9.02
		0922_C	Manager I	5,176	B	6,609	1.00	1.00
		0923_C	Manager II	5,560	B	7,096	1.00	1.00
		1053_C	IS Business Analyst-Senior	4,981	B	6,268	1.00	1.00
		1634_C	Principal Account Clerk	3,490	B	4,241	1.00	1.00
		1820_C	Junior Administrative Analyst	3,056	B	3,716	2.00	2.00
		1823_C	Senior Administrative Analyst	4,686	B	5,695	2.00	2.00
		1824_C	Principal Administrative Analyst	5,425	B	6,595	2.00	2.00
		2917_C	Program Support Analyst	4,816	B	5,855	1.00	1.00
10060	GF Work Order	2918_C	Human Services Agency Social Worker	2,884	B	4,433	2.00	2.00
		1823_C	Senior Administrative Analyst	4,686	B	5,695	0.00	0.00
		2917_C	Program Support Analyst	4,816	B	5,855	1.00	1.00
10582	SR OCOH Nov18 PropCHomelessSvc	0923_C	Manager II	5,560	B	7,096	1.00	1.00
		0932_C	Manager IV	6,436	B	8,212	1.80	2.00
		1634_C	Principal Account Clerk	3,490	B	4,241	0.80	1.00
		1822_C	Administrative Analyst	4,019	B	4,887	2.00	2.00
		1823_C	Senior Administrative Analyst	4,686	B	5,695	13.20	14.00
		1824_C	Principal Administrative Analyst	5,425	B	6,595	6.00	6.00
		2591_C	Health Program Coordinator II	4,170	B	5,066	1.00	1.00
		2913_C	Program Specialist	3,923	B	4,768	1.00	1.00
		2917_C	Program Support Analyst	4,816	B	5,855	14.80	15.00
		7334_C	Stationary Engineer	4,938	B	4,938	1.60	2.00
12920	SR Human Welfare-Grants Sta	7524_C	Institution Utility Worker	2,480	B	3,015	1.60	2.00
		1232_C	Training Officer	4,231	B	5,144	1.00	1.00
		2917_C	Program Support Analyst	4,816	B	5,855	1.00	1.00
		12960	SR Human Welfare-Grants	0923_C	Manager II	5,560	B	7,096
1634_C	Principal Account Clerk			3,490	B	4,241	1.00	1.00
1820_C	Junior Administrative Analyst			3,056	B	3,716	1.00	1.00
1822_C	Administrative Analyst			4,019	B	4,887	2.00	2.00
1824_C	Principal Administrative Analyst			5,425	B	6,595	1.00	1.00
2905_C	Human Services Agency Senior Eligibility Worker			2,802	B	4,301	4.00	4.00
2917_C	Program Support Analyst			4,816	B	5,855	4.00	4.00
9920_C	Public Service Aide - Assistant To Professionals			2,112	B	2,112	2.00	2.00
203646 Division Total							157.26	157.02
HOM Department Total							282.06	282.02

**Department: HRC Human Rights Commission**

Fund		HCM Job Class	Job Class Title	Low	Type	High	2025-2026 FTE	2026-2027 FTE
Division: 232021 - HRC Human Rights Commission								
10000	GF Annual Account Ctrl	0111_E	Board/Commission Member, Group II		B		0.10	0.10
		0112_E	Board/Commission Member, Group III		B		0.03	0.03
		0922_C	Manager I	5,176	B	6,609	2.00	2.00
		0923_C	Manager II	5,560	B	7,096	1.00	1.00
		0932_C	Manager IV	6,436	B	8,212	1.00	1.00
		0951_C	Deputy Director I	5,176	B	6,609	2.00	2.00
		0961_C	Department Head I	6,436	B	8,212	1.00	1.00
		0962_C	Department Head II	7,983	B	10,186	1.00	1.00
		1222_C	Senior Payroll And Personnel Clerk	3,490	B	4,241	1.00	1.00
		1232_C	Training Officer	4,231	B	5,144	1.00	1.00
		1406_C	Senior Clerk	2,579	B	3,800	0.00	0.00
		1408_C	Principal Clerk	3,403	B	4,139	1.00	1.00
		1654_C	Accountant III	4,686	B	5,695	0.00	0.00
		1657_C	Accountant IV	5,423	B	6,590	0.00	0.00
		1820_C	Junior Administrative Analyst	3,056	B	3,716	2.00	2.00
		1822_C	Administrative Analyst	4,019	B	4,887	1.00	1.00
		1823_C	Senior Administrative Analyst	4,686	B	5,695	3.00	3.00
		1824_C	Principal Administrative Analyst	5,425	B	6,595	3.00	3.00
		1840_C	Junior Management Assistant	3,259	B	3,963	1.00	1.00
		1842_C	Management Assistant	3,703	B	4,498	2.00	2.00
		2991_C	Coordinator, Human Rights Commission	5,076	B	6,168	2.00	2.00
		2996_C	Representative, Human Rights Commission	4,177	B	5,076	4.00	4.00
		2998_C	Representative, Commission On The Status of Women	4,254	B	5,167	2.00	2.00
		5320_C	Illustrator And Art Designer	3,819	B	4,642	1.00	1.00
		9770_C	Community Development Assistant	3,027	B	3,682	1.00	1.00
		9772_C	Community Development Specialist	3,807	B	4,630	3.24	3.00
		9774_C	Senior Community Development Specialist I	4,411	B	5,361	3.00	3.00
		9775_C	Senior Community Development Specialist II	5,229	B	6,357	3.00	3.00
		TEMPM_E	Temporary - Miscellaneous	5,251	B	5,251	0.74	0.74
10020	GF Continuing Authority Ctrl	0923_C	Manager II	5,560	B	7,096	1.00	1.00
		1312_C	Public Information Officer	3,711	B	4,508	0.00	0.00
		1314_C	Public Relations Officer	4,423	B	5,377	1.00	1.00
		1657_C	Accountant IV	5,423	B	6,590	0.80	1.00
		1820_C	Junior Administrative Analyst	3,056	B	3,716	1.00	1.00
		1822_C	Administrative Analyst	4,019	B	4,887	3.00	3.00
		1823_C	Senior Administrative Analyst	4,686	B	5,695	2.00	2.00
		1824_C	Principal Administrative Analyst	5,425	B	6,595	1.00	1.00
		9770_C	Community Development Assistant	3,027	B	3,682	0.00	0.00
		9772_C	Community Development Specialist	3,807	B	4,630	0.00	0.00

Fund		HCM Job Class	Job Class Title	Low	Type	High	2025-2026 FTE	2026-2027 FTE
13550	SR Public Protection-Grant	9774_C	Senior Community Development Specialist I	4,411	B	5,361	0.00	0.00
		9775_C	Senior Community Development Specialist II	5,229	B	6,357	0.00	0.00
		0931_C	Manager III	5,995	B	7,652	0.09	0.00
		1823_C	Senior Administrative Analyst	4,686	B	5,695	0.51	0.00
232021 Division Total							53.51	52.87
HRC Department Total							53.51	52.87



**Department: HRD Human Resources**

Fund		HCM Job Class	Job Class Title	Low	Type	High	2025-2026 FTE	2026-2027 FTE
Division: 232022 - HRD Administration								
10000	GF Annual Account Ctrl	0922_C	Manager I	5,176	B	6,609	3.00	3.00
		0931_C	Manager III	5,995	B	7,652	1.00	1.00
		0953_C	Deputy Director III	7,450	B	9,510	2.00	2.00
		0954_C	Deputy Director IV	8,483	B	10,823	1.00	1.00
		1043_C	IS Engineer-Senior	5,911	B	7,438	1.00	1.00
		1053_C	IS Business Analyst-Senior	4,981	B	6,268	2.00	2.00
		1094_C	IT Operations Support Administrator IV	4,949	B	6,131	1.00	1.00
		1222_C	Senior Payroll And Personnel Clerk	3,490	B	4,241	1.00	1.00
		1244_C	Senior Human Resources Analyst	5,195	B	6,310	1.00	1.00
		1246_C	Principal Human Resources Analyst	5,867	B	7,131	1.00	1.00
		1293_C	Human Resources Director	9,743	B	12,432	1.00	1.00
		1454_C	Executive Secretary III	4,069	B	4,945	1.00	1.00
		1652_C	Accountant II	3,874	B	4,706	1.00	1.00
		1654_C	Accountant III	4,686	B	5,695	2.00	2.00
		1657_C	Accountant IV	5,423	B	6,590	1.00	1.00
		1822_C	Administrative Analyst	4,019	B	4,887	3.00	3.00
		1823_C	Senior Administrative Analyst	4,686	B	5,695	3.00	3.00
		1824_C	Principal Administrative Analyst	5,425	B	6,595	1.00	1.00
		1840_C	Junior Management Assistant	3,259	B	3,963	2.00	2.00
		1844_C	Senior Management Assistant	4,241	B	5,156	1.00	1.00
		TEMPM_E	Temporary - Miscellaneous	5,251	B	5,251	0.37	0.37
10020	GF Continuing Authority Ctrl	0923_C	Manager II	5,560	B	7,096	1.00	1.00
		1042_C	IS Engineer-Journey	5,334	B	6,709	3.00	3.00
		1044_C	IS Engineer-Principal	6,359	B	7,999	1.00	1.00
		1053_C	IS Business Analyst-Senior	4,981	B	6,268	3.00	3.00
		1063_C	IS Programmer Analyst-Senior	4,736	B	5,960	1.00	1.00
		1244_C	Senior Human Resources Analyst	5,195	B	6,310	0.00	0.00
		1823_C	Senior Administrative Analyst	4,686	B	5,695	1.00	1.00
		1824_C	Principal Administrative Analyst	5,425	B	6,595	1.00	1.00
232022 Division Total							41.37	41.37

## Division: 232023 - HRD Equal Emplmnt Opportunity

10000	GF Annual Account Ctrl	0923_C	Manager II	5,560	B	7,096	4.00	4.00
		0931_C	Manager III	5,995	B	7,652	2.00	2.00
		0953_C	Deputy Director III	7,450	B	9,510	1.00	1.00
		1202_C	Personnel Clerk	2,769	B	3,363	0.00	0.00
		1231_C	EEO Programs Senior Specialist	5,192	B	6,310	13.00	13.00
		1233_C	Equal Employment Opportunity Programs Specialist	4,447	B	5,410	7.00	7.00
		1404_C	Clerk	2,486	B	3,022	0.00	0.00
		1822_C	Administrative Analyst	4,019	B	4,887	2.00	2.00
		1840_C	Junior Management Assistant	3,259	B	3,963	3.00	3.00

Fund		HCM Job Class	Job Class Title	Low	Type	High	2025-2026 FTE	2026-2027 FTE
10010	GF Annual Authority Ctrl	TEMPM_E	Temporary - Miscellaneous	5,251	B	5,251	0.29	0.29
		0931_C	Manager III	5,995	B	7,652	0.00	0.00
		1822_C	Administrative Analyst	4,019	B	4,887	0.00	0.00
10020	GF Continuing Authority Ctrl	1042_C	IS Engineer-Journey	5,334	B	6,709	0.00	0.00
		1053_C	IS Business Analyst-Senior	4,981	B	6,268	0.00	0.00
		1824_C	Principal Administrative Analyst	5,425	B	6,595	0.00	0.00
232023 Division Total							32.29	32.29
Division: 232024 - HRD Employee Relations								
10000	GF Annual Account Ctrl	1280_C	Employee Relations Representative	4,488	B	5,454	4.00	4.00
		1281_C	Senior Employee Relations Representative	5,425	B	6,595	2.00	2.00
		1282_C	Manager,Employee Relations Division	6,436	B	8,212	3.00	3.00
10010	GF Annual Authority Ctrl	1283_C	Director, Employee Relations Division	8,483	B	10,823	1.00	1.00
		1280_C	Employee Relations Representative	4,488	B	5,454	1.00	1.00
		1840_C	Junior Management Assistant	3,259	B	3,963	1.00	1.00
		TEMPM_E	Temporary - Miscellaneous	5,251	B	5,251	3.61	3.61
232024 Division Total							15.61	15.61
Division: 232025 - HRD Employment Services								
10000	GF Annual Account Ctrl	0922_C	Manager I	5,176	B	6,609	0.00	0.00
		0931_C	Manager III	5,995	B	7,652	1.00	1.00
		0932_C	Manager IV	6,436	B	8,212	2.00	2.00
		0953_C	Deputy Director III	7,450	B	9,510	1.00	1.00
		1202_C	Personnel Clerk	2,769	B	3,363	6.00	6.00
		1203_C	Personnel Technician	3,357	B	4,083	1.00	1.00
		1204_C	Senior Personnel Clerk	3,203	B	3,894	3.00	3.00
		1241_C	Human Resources Analyst	3,674	B	5,410	2.00	2.00
		1244_C	Senior Human Resources Analyst	5,195	B	6,310	12.00	12.00
		1246_C	Principal Human Resources Analyst	5,867	B	7,131	9.00	9.00
		1404_C	Clerk	2,486	B	3,022	5.00	5.00
		1634_C	Principal Account Clerk	3,490	B	4,241	0.00	0.00
		1822_C	Administrative Analyst	4,019	B	4,887	1.00	1.00
		1842_C	Management Assistant	3,703	B	4,498	1.00	1.00
		TEMPM_E	Temporary - Miscellaneous	5,251	B	5,251	3.39	2.96
10010	GF Annual Authority Ctrl	1249_C	Human Resources Trainee	3,491	B	3,674	0.00	0.00
10020	GF Continuing Authority Ctrl	0931_C	Manager III	5,995	B	7,652	1.00	1.00
		0932_C	Manager IV	6,436	B	8,212	1.00	1.00
		1054_C	IS Business Analyst-Principal	5,769	B	7,257	1.00	1.00
		1244_C	Senior Human Resources Analyst	5,195	B	6,310	2.00	2.00
		1822_C	Administrative Analyst	4,019	B	4,887	1.00	1.00
		1823_C	Senior Administrative Analyst	4,686	B	5,695	2.00	2.00
		1825_C	Principal Administrative Analyst II	5,940	B	7,224	1.00	1.00
		1241_C	Human Resources Analyst	3,674	B	5,410	2.00	2.00
10060	GF Work Order	1244_C	Senior Human Resources Analyst	5,195	B	6,310	16.00	16.00

Fund	HCM Job Class	Job Class Title	Low	Type	High	2025-2026 FTE	2026-2027 FTE
	1246_C	Principal Human Resources Analyst	5,867	B	7,131	5.00	5.00
<b>232025 Division Total</b>						<b>79.39</b>	<b>78.96</b>

## Division: 232027 - HRD Workers Compensation

12460	SR Workers' Compensation	0923_C	Manager II	5,560	B	7,096	1.00	1.00
		0932_C	Manager IV	6,436	B	8,212	1.00	1.00
		0953_C	Deputy Director III	7,450	B	9,510	1.00	1.00
		1209_C	Benefits Technician	2,927	B	3,560	12.00	12.00
		1404_C	Clerk	2,486	B	3,022	7.00	7.00
		1424_C	Clerk Typist	2,585	B	3,800	0.24	0.00
		1840_C	Junior Management Assistant	3,259	B	3,963	1.00	1.00
		2233_C	Supervising Physician Specialist	10,456	B	14,718	1.00	1.00
		2322_C	Nurse Manager	7,511	B	10,932	1.00	1.00
		5177_C	Safety Officer	6,012	B	7,307	0.24	0.00
		8141_C	Worker's Compensation Adjuster	4,019	B	4,887	34.24	34.00
		8165_C	Worker's Compensation Supervisor I	5,107	B	6,207	7.24	7.00
		TEMPM_E	Temporary - Miscellaneous	5,251	B	5,251	0.79	0.79
232027 Division Total							67.75	66.79

## Division: 232029 - HRD Workforce Development

10000	GF Annual Account Ctrl	0922_C	Manager I	5,176	B	6,609	0.00	0.00
		0923_C	Manager II	5,560	B	7,096	0.00	0.00
		0931_C	Manager III	5,995	B	7,652	1.00	1.00
		0952_C	Deputy Director II	5,995	B	7,652	1.00	1.00
		0953_C	Deputy Director III	7,450	B	9,510	1.00	1.00
		1230_C	Instructional Designer	4,666	B	5,672	2.00	2.00
		1232_C	Training Officer	4,231	B	5,144	0.24	0.00
		1244_C	Senior Human Resources Analyst	5,195	B	6,310	1.00	1.00
		1250_C	Recruiter	4,900	B	5,954	2.00	2.00
		1280_C	Employee Relations Representative	4,488	B	5,454	1.00	1.00
		1824_C	Principal Administrative Analyst	5,425	B	6,595	1.00	1.00
		TEMPM_E	Temporary - Miscellaneous	5,251	B	5,251	0.81	0.81
10010	GF Annual Authority Ctrl	1801_C	Analyst Trainee	2,755	B	4,273	8.00	8.00
		1822_C	Administrative Analyst	4,019	B	4,887	2.00	2.00
10020	GF Continuing Authority Ctrl	0922_C	Manager I	5,176	B	6,609	1.00	1.00
		1244_C	Senior Human Resources Analyst	5,195	B	6,310	1.00	1.00
		1250_C	Recruiter	4,900	B	5,954	0.00	0.00
		TEMPM_E	Temporary - Miscellaneous	5,251	B	5,251	0.23	0.23
10060	GF Work Order	0922_C	Manager I	5,176	B	6,609	1.00	1.00
		1232_C	Training Officer	4,231	B	5,144	5.00	5.00
		1241_C	Human Resources Analyst	3,674	B	5,410	1.00	1.00
		1250_C	Recruiter	4,900	B	5,954	0.00	0.00
		1823_C	Senior Administrative Analyst	4,686	B	5,695	1.00	1.00
		TEMPM_E	Temporary - Miscellaneous	5,251	B	5,251	0.07	0.07
12550	SR Grants; GSF Continuing	1367_C	Special Assistant VIII	3,763	B	4,573	1.00	1.00

Fund	HCM Job Class	Job Class Title	Low	Type	High	2025-2026 FTE	2026-2027 FTE
232029 Division Total						32.35	32.11
HRD Department Total						268.76	267.13

**Department: HSA Human Services**

Fund	HCM Job Class	Job Class Title	Low	Type	High	2025-2026 FTE	2026-2027 FTE
Division: 149644 - HSA Disability & Aging Svc							
10000 GF Annual Account Ctrl	0111_E	Board/Commission Member, Group II		B		0.10	0.10
	0922_C	Manager I	5,176	B	6,609	2.00	2.00
	0923_C	Manager II	5,560	B	7,096	10.00	10.00
	0931_C	Manager III	5,995	B	7,652	2.00	2.00
	0932_C	Manager IV	6,436	B	8,212	4.00	4.00
	0953_C	Deputy Director III	7,450	B	9,510	2.00	2.00
	0963_C	Department Head III	8,483	B	10,823	1.00	1.00
	1404_C	Clerk	2,486	B	3,022	10.00	10.00
	1406_C	Senior Clerk	2,579	B	3,800	2.00	2.00
	1408_C	Principal Clerk	3,403	B	4,139	4.00	4.00
	1426_C	Senior Clerk Typist	2,838	B	3,800	5.00	5.00
	1430_C	Transcriber Typist	2,838	B	3,445	1.00	1.00
	1432_C	Senior Transcriber Typist	3,127	B	3,800	1.00	1.00
	1454_C	Executive Secretary III	4,069	B	4,945	1.00	1.00
	1458_C	Legal Secretary I	3,630	B	4,411	4.00	4.00
	1460_C	Legal Secretary II	3,905	B	4,745	1.00	1.00
	1820_C	Junior Administrative Analyst	3,056	B	3,716	1.00	1.00
	1822_C	Administrative Analyst	4,019	B	4,887	5.00	5.00
	1823_C	Senior Administrative Analyst	4,686	B	5,695	1.00	1.00
	1824_C	Principal Administrative Analyst	5,425	B	6,595	2.00	2.00
	1827_C	Administrative Services Manager	4,734	B	5,756	1.00	1.00
	1840_C	Junior Management Assistant	3,259	B	3,963	1.00	1.00
	1842_C	Management Assistant	3,703	B	4,498	2.00	2.00
	2322_C	Nurse Manager	7,511	B	10,932	1.00	1.00
	2830_C	Public Health Nurse	6,467	B	8,657	4.00	4.00
	2904_C	Human Services Technician	3,009	B	3,656	35.00	35.00
	2905_C	Human Services Agency Senior Eligibility Worker	2,802	B	4,301	31.00	31.00
	2907_C	Eligibility Worker Supervisor	4,001	B	4,862	4.00	4.00
	2913_C	Program Specialist	3,923	B	4,768	6.00	6.00
	2914_C	Social Work Supervisor	4,098	B	4,980	22.00	22.00
	2916_C	Social Work Specialist	3,923	B	4,768	9.00	9.00
	2917_C	Program Support Analyst	4,816	B	5,855	6.00	6.00
	2918_C	Human Services Agency Social Worker	2,884	B	4,433	101.00	101.00
	2920_C	Medical Social Worker	4,286	B	5,208	4.00	4.00
	2924_C	Medical Social Work Supervisor	4,789	B	5,821	1.00	1.00
	2940_C	Protective Services Worker	4,286	B	5,469	67.00	67.00
	2944_C	Protective Services Supervisor	4,816	B	6,149	16.00	16.00
	4230_C	Estate Investigator	3,968	B	4,825	20.00	20.00
	4231_C	Senior Estate Investigator	4,268	B	5,188	6.00	6.00
	4232_C	Veterans Claim Representative	3,923	B	4,768	5.00	5.00
	6333_C	Senior Building Inspector	5,826	B	7,077	3.00	3.00

Fund	HCM Job Class	Job Class Title	Low	Type	High	2025-2026	2026-2027
						FTE	FTE
10020 GF Continuing Authority Ctrl	8106_C	Legal Process Clerk	2,702	B	3,285	1.00	1.00
	8173_C	Legal Assistant	3,840	B	4,666	4.00	4.00
	8177_C	Attorney (Civil/Criminal)	5,890	B	10,320	4.00	4.00
	8182_C	Head Attorney, Civil And Criminal	9,122	B	11,086	1.00	1.00
	9772_C	Community Development Specialist	3,807	B	4,630	2.00	2.00
	TEMPM_E	Temporary - Miscellaneous	5,251	B	5,251	0.66	0.66
	1822_C	Administrative Analyst	4,019	B	4,887	2.00	2.00
	2917_C	Program Support Analyst	4,816	B	5,855	1.00	1.00
	2920_C	Medical Social Worker	4,286	B	5,208	1.00	1.00
	2940_C	Protective Services Worker	4,286	B	5,469	2.00	2.00
12965 SR Nov 2016 Prop I Dignity	0923_C	Manager II	5,560	B	7,096	1.00	1.00
	0931_C	Manager III	5,995	B	7,652	1.00	1.00
	1404_C	Clerk	2,486	B	3,022	4.00	4.00
	1823_C	Senior Administrative Analyst	4,686	B	5,695	2.00	2.00
	1842_C	Management Assistant	3,703	B	4,498	1.00	1.00
	2846_C	Nutritionist	4,313	B	5,247	0.00	0.00
	2917_C	Program Support Analyst	4,816	B	5,855	1.00	1.00
	2920_C	Medical Social Worker	4,286	B	5,208	10.00	10.00
	2924_C	Medical Social Work Supervisor	4,789	B	5,821	3.00	3.00
	2940_C	Protective Services Worker	4,286	B	5,469	5.00	5.00
<b>149644 Division Total</b>						<b>450.76</b>	<b>450.76</b>

## Division: 149655 - HSA Admin Support (HSA)

10000 GF Annual Account Ctrl	0922_C	Manager I	5,176	B	6,609	4.00	4.00
	0923_C	Manager II	5,560	B	7,096	8.00	8.00
	0931_C	Manager III	5,995	B	7,652	9.00	9.00
	0932_C	Manager IV	6,436	B	8,212	6.00	6.00
	0933_C	Manager V	6,940	B	8,858	4.00	4.00
	0941_C	Manager VI	7,450	B	9,510	0.00	0.00
	0942_C	Manager VII	7,983	B	10,186	1.00	1.00
	0953_C	Deputy Director III	7,450	B	9,510	2.00	2.00
	0954_C	Deputy Director IV	8,483	B	10,823	3.00	3.00
	0965_C	Department Head V	12,101	B	15,443	1.00	1.00
	1031_C	IS Trainer-Assistant	3,314	B	4,027	1.00	1.00
	1041_C	IS Engineer-Assistant	4,817	B	6,058	1.00	1.00
	1042_C	IS Engineer-Journey	5,334	B	6,709	4.00	4.00
	1043_C	IS Engineer-Senior	5,911	B	7,438	6.00	6.00
	1044_C	IS Engineer-Principal	6,359	B	7,999	5.00	5.00
	1051_C	IS Business Analyst-Assistant	3,716	B	4,675	2.00	2.00
	1052_C	IS Business Analyst	4,303	B	5,413	4.00	4.00
	1053_C	IS Business Analyst-Senior	4,981	B	6,268	17.00	17.00
	1054_C	IS Business Analyst-Principal	5,769	B	7,257	6.00	6.00
	1062_C	IS Programmer Analyst	3,898	B	4,902	2.00	2.00
	1063_C	IS Programmer Analyst-Senior	4,736	B	5,960	3.00	3.00
	1064_C	IS Programmer Analyst-Principal	5,515	B	6,937	2.00	2.00

Fund	HCM Job Class	Job Class Title	Low	Type	High	2025-2026 FTE	2026-2027 FTE
	1070_C	IS Project Director	6,359	B	7,999	2.00	2.00
	1091_C	IT Operations Support Administrator I	2,850	B	3,531	1.00	1.00
	1092_C	IT Operations Support Administrator II	3,347	B	4,150	4.00	4.00
	1093_C	IT Operations Support Administrator III	4,068	B	5,044	7.00	7.00
	1094_C	IT Operations Support Administrator IV	4,949	B	6,131	5.00	5.00
	1095_C	IT Operations Support Administrator V	5,322	B	6,598	1.00	1.00
	1202_C	Personnel Clerk	2,769	B	3,363	3.00	3.00
	1203_C	Personnel Technician	3,357	B	4,083	1.00	1.00
	1204_C	Senior Personnel Clerk	3,203	B	3,894	5.00	5.00
	1220_C	Payroll and Personnel Clerk	3,181	B	3,866	3.00	3.00
	1222_C	Senior Payroll And Personnel Clerk	3,490	B	4,241	2.00	2.00
	1224_C	Principal Payroll And Personnel Clerk	3,848	B	4,675	2.00	2.00
	1230_C	Instructional Designer	4,666	B	5,672	1.00	1.00
	1232_C	Training Officer	4,231	B	5,144	9.00	9.00
	1241_C	Human Resources Analyst	3,674	B	5,410	13.00	13.00
	1244_C	Senior Human Resources Analyst	5,195	B	6,310	15.00	15.00
	1246_C	Principal Human Resources Analyst	5,867	B	7,131	1.00	1.00
	1404_C	Clerk	2,486	B	3,022	9.00	9.00
	1406_C	Senior Clerk	2,579	B	3,800	8.00	8.00
	1408_C	Principal Clerk	3,403	B	4,139	6.00	6.00
	1426_C	Senior Clerk Typist	2,838	B	3,800	3.00	3.00
	1452_C	Executive Secretary II	3,744	B	4,553	1.00	1.00
	1454_C	Executive Secretary III	4,069	B	4,945	1.00	1.00
	1630_C	Account Clerk	2,668	B	3,242	13.00	13.00
	1632_C	Senior Account Clerk	3,090	B	3,753	24.00	24.00
	1634_C	Principal Account Clerk	3,490	B	4,241	6.00	6.00
	1652_C	Accountant II	3,874	B	4,706	3.00	3.00
	1654_C	Accountant III	4,686	B	5,695	2.00	2.00
	1657_C	Accountant IV	5,423	B	6,590	1.00	1.00
	1706_C	Telephone Operator	2,470	B	3,000	3.00	3.00
	1760_C	Offset Machine Operator	2,878	B	3,497	1.00	1.00
	1771_C	Media Production Specialist	3,357	B	4,083	1.00	1.00
	1820_C	Junior Administrative Analyst	3,056	B	3,716	1.00	1.00
	1822_C	Administrative Analyst	4,019	B	4,887	12.00	12.00
	1823_C	Senior Administrative Analyst	4,686	B	5,695	20.00	20.00
	1824_C	Principal Administrative Analyst	5,425	B	6,595	3.00	3.00
	1825_C	Principal Administrative Analyst II	5,940	B	7,224	8.00	8.00
	1827_C	Administrative Services Manager	4,734	B	5,756	1.00	1.00
	1840_C	Junior Management Assistant	3,259	B	3,963	1.00	1.00
	1842_C	Management Assistant	3,703	B	4,498	5.00	5.00
	1934_C	Storekeeper	2,722	B	3,306	1.00	1.00
	1950_C	Assistant Purchaser	3,157	B	3,840	1.00	1.00
	2913_C	Program Specialist	3,923	B	4,768	38.00	38.00
	2917_C	Program Support Analyst	4,816	B	5,855	12.00	12.00

Fund	HCM Job Class	Job Class Title	Low	Type	High	2025-2026 FTE	2026-2027 FTE
	2966_C	Welfare Fraud Investigator	4,573	B	5,560	4.00	4.00
	2967_C	Supervising Welfare Fraud Investigator	5,032	B	6,114	1.00	1.00
	4308_C	Senior Collections Officer	3,445	B	4,190	6.00	6.00
	4310_C	Commercial Division Assistant Supervisor	4,002	B	4,862	1.00	1.00
	7203_C	Buildings And Grounds Maintenance Supervisor	6,143	B	6,143	1.00	1.00
	7219_C	Maintenance Scheduler	3,490	B	4,241	1.00	1.00
	7333_C	Apprentice Stationary Engineer II	3,211	B	4,691	1.00	1.00
	7334_C	Stationary Engineer	4,938	B	4,938	2.00	2.00
	7335_C	Senior Stationary Engineer	5,596	B	5,596	2.00	2.00
	7524_C	Institution Utility Worker	2,480	B	3,015	6.00	6.00
	8177_C	Attorney (Civil/Criminal)	5,890	B	10,320	1.00	1.00
	8602_C	Emergency Services Coord II	4,110	B	4,994	2.00	2.00
	8603_C	Emergency Services Coord III	4,878	B	5,928	1.00	1.00
	9251_C	Public Relations Manager	5,866	B	7,131	1.00	1.00
	9252_C	Communications Specialist	4,546	B	5,526	3.00	3.00
	TEMPM_E	Temporary - Miscellaneous	5,251	B	5,251	2.34	2.34
12920 SR Human Welfare-Grants Sta	0941_C	Manager VI	7,450	B	9,510	1.00	1.00
12965 SR Nov 2016 Prop I Dignity	2917_C	Program Support Analyst	4,816	B	5,855	1.00	1.00
<b>149655 Division Total</b>						<b>388.34</b>	<b>388.34</b>

## Division: 149665 - HSA Benefits &amp; Family Support

10000 GF Annual Account Ctrl	0922_C	Manager I	5,176	B	6,609	2.00	2.00
	0923_C	Manager II	5,560	B	7,096	32.00	32.00
	0931_C	Manager III	5,995	B	7,652	2.00	2.00
	0932_C	Manager IV	6,436	B	8,212	12.00	12.00
	1402_C	Junior Clerk	2,284	B	2,775	6.00	6.00
	1404_C	Clerk	2,486	B	3,022	90.00	90.00
	1406_C	Senior Clerk	2,579	B	3,800	64.00	64.00
	1408_C	Principal Clerk	3,403	B	4,139	11.00	11.00
	1426_C	Senior Clerk Typist	2,838	B	3,800	39.00	39.00
	1444_C	Secretary I	2,702	B	3,285	1.00	1.00
	1446_C	Secretary II	3,127	B	3,800	2.00	2.00
	1820_C	Junior Administrative Analyst	3,056	B	3,716	4.00	4.00
	1822_C	Administrative Analyst	4,019	B	4,887	16.00	16.00
	1823_C	Senior Administrative Analyst	4,686	B	5,695	8.00	8.00
	1824_C	Principal Administrative Analyst	5,425	B	6,595	2.00	2.00
	1840_C	Junior Management Assistant	3,259	B	3,963	5.00	5.00
	1842_C	Management Assistant	3,703	B	4,498	7.00	7.00
	1844_C	Senior Management Assistant	4,241	B	5,156	1.00	1.00
	2110_C	Medical Records Clerk	2,933	B	3,566	3.00	3.00
	2230_C	Physician Specialist	8,812	B	12,716	4.00	4.00
	2232_C	Senior Physician Specialist	9,713	B	13,686	0.75	0.75
	2574_C	Clinical Psychologist	4,963	B	6,029	8.00	8.00
	2576_C	Supervising Clinical Psychologist	5,534	B	6,726	1.00	1.00



Fund	HCM Job Class	Job Class Title	Low	Type	High	2025-2026	2026-2027
						FTE	FTE
10020 GF Continuing Authority Ctrl	2586_C	Health Worker II	2,823	B	3,431	1.00	1.00
	2904_C	Human Services Technician	3,009	B	3,656	35.00	35.00
	2905_C	Human Services Agency Senior Eligibility Worker	2,802	B	4,301	529.96	529.00
	2907_C	Eligibility Worker Supervisor	4,001	B	4,862	71.24	71.00
	2913_C	Program Specialist	3,923	B	4,768	71.50	71.50
	2914_C	Social Work Supervisor	4,098	B	4,980	10.00	10.00
	2916_C	Social Work Specialist	3,923	B	4,768	67.00	67.00
	2917_C	Program Support Analyst	4,816	B	5,855	32.00	32.00
	2918_C	Human Services Agency Social Worker	2,884	B	4,433	67.00	67.00
	2919_C	Child Care Specialist	2,284	B	2,775	4.00	4.00
	2932_C	Senior Behavioral Health Clinician	4,634	B	5,630	3.00	3.00
	2940_C	Protective Services Worker	4,286	B	5,469	133.00	133.00
	2944_C	Protective Services Supervisor	4,816	B	6,149	28.00	28.00
	9703_C	HSA Employment & Training Specialist II	2,913	B	4,563	68.24	68.00
	9704_C	Employment & Training Specialist III	3,848	B	4,675	60.00	60.00
	9705_C	Employment & Training Specialist IV	4,241	B	5,156	11.24	11.00
	9706_C	Employment & Training Specialist V	4,675	B	5,681	9.00	9.00
	TEMPM_E	Temporary - Miscellaneous	5,251	B	5,251	41.94	40.87
	1823_C	Senior Administrative Analyst	4,686	B	5,695	1.00	1.00
	2905_C	Human Services Agency Senior Eligibility Worker	2,802	B	4,301	2.00	2.00
	TEMPM_E	Temporary - Miscellaneous	5,251	B	5,251	74.11	71.78
149665 Division Total						1,640.98	1,635.90
HSA Department Total						2,480.08	2,475.00

**Department: HSS Health Service System**

		HCM Job Class	Job Class Title	Low	Type	High	2025-2026 FTE	2026-2027 FTE
Division: 291644 - HSS Health Service System								
10000	GF Annual Account Ctrl	0931_C	Manager III	5,995	B	7,652	2.00	2.00
		0932_C	Manager IV	6,436	B	8,212	1.00	1.00
		0953_C	Deputy Director III	7,450	B	9,510	2.00	2.00
		0963_C	Department Head III	8,483	B	10,823	1.00	1.00
		1052_C	IS Business Analyst	4,303	B	5,413	0.00	0.00
		1053_C	IS Business Analyst-Senior	4,981	B	6,268	0.75	0.75
		1054_C	IS Business Analyst-Principal	5,769	B	7,257	2.00	2.00
		1209_C	Benefits Technician	2,927	B	3,560	0.00	0.00
		1210_C	Benefits Analyst	3,473	B	4,221	13.00	13.00
		1404_C	Clerk	2,486	B	3,022	1.00	1.00
		1632_C	Senior Account Clerk	3,090	B	3,753	2.00	2.00
		1652_C	Accountant II	3,874	B	4,706	1.00	1.00
		1654_C	Accountant III	4,686	B	5,695	1.00	1.00
		1813_C	Senior Benefits Analyst	4,200	B	5,107	3.00	3.00
		1814_C	Benefits Supervisor	5,029	B	6,113	1.00	1.00
		1823_C	Senior Administrative Analyst	4,686	B	5,695	0.90	0.90
		1824_C	Principal Administrative Analyst	5,425	B	6,595	2.00	2.00
		1842_C	Management Assistant	3,703	B	4,498	0.00	0.00
		1844_C	Senior Management Assistant	4,241	B	5,156	2.00	2.00
		2593_C	Health Program Coordinator III	4,666	B	5,672	0.00	0.00
		2594_C	Employee Assistance Counselor	4,286	B	5,208	0.00	0.00
		2595_C	Senior Employee Assistance Counselor	4,475	B	5,436	2.00	2.00
		2819_C	Assistant Health Educator	3,730	B	4,529	0.00	0.00
		2820_C	Senior Health Program Planner	4,862	B	5,909	1.00	1.00
		TEMPM_E	Temporary - Miscellaneous	5,251	B	5,251	0.08	0.08
31190	HSS ADMIN GF SUPPORT FD	0923_C	Manager II	5,560	B	7,096	2.00	2.00
		0931_C	Manager III	5,995	B	7,652	2.00	2.00
		1053_C	IS Business Analyst-Senior	4,981	B	6,268	0.25	0.25
		1209_C	Benefits Technician	2,927	B	3,560	1.00	1.00
		1210_C	Benefits Analyst	3,473	B	4,221	2.00	2.00
		1813_C	Senior Benefits Analyst	4,200	B	5,107	1.00	1.00
		1823_C	Senior Administrative Analyst	4,686	B	5,695	0.10	0.10
		1824_C	Principal Administrative Analyst	5,425	B	6,595	1.00	1.00
		2593_C	Health Program Coordinator III	4,666	B	5,672	2.00	2.00
		2820_C	Senior Health Program Planner	4,862	B	5,909	2.00	2.00
		2822_C	Health Educator	4,398	B	5,347	2.00	2.00
291644 Division Total							54.08	54.08
HSS Department Total							54.08	54.08

**Department: JUV Juvenile Probation**

Fund	HCM Job Class	Job Class Title	Low	Type	High	2025-2026 FTE	2026-2027 FTE
Division: 232034 - JUV Probation Services							
10000 GF Annual Account Ctrl	1444_C	Secretary I	2,702	B	3,285	4.00	4.00
	1446_C	Secretary II	3,127	B	3,800	0.50	0.50
	2914_C	Social Work Supervisor	4,098	B	4,980	1.00	1.00
	2916_C	Social Work Specialist	3,923	B	4,768	4.00	4.00
	8414_S	Supervising Probation Officer, Juvenile Court	5,107	B	6,207	3.00	3.00
	8415_S	Sr Supervising Probation Officer, Juvenile Prob	5,614	B	6,821	1.00	1.00
	8416_S	Director, Probation Services	5,176	B	6,609	1.00	1.00
	8444_S	Deputy Probation Officer	3,433	B	5,579	6.00	6.00
	8530_P	Deputy Probation Officer (SFERS)	3,433	B	5,579	6.00	6.00
	8532_C	Sprv Prob Ofc, Juv Crt (SFERS)	5,107	B	6,207	2.00	2.00
	9706_C	Employment & Training Specialist V	4,675	B	5,681	1.00	1.00
	9774_C	Senior Community Development Specialist I	4,411	B	5,361	1.00	1.00
13720 SR Public Protection-Grant Sta	1444_C	Secretary I	2,702	B	3,285	1.00	1.00
	1446_C	Secretary II	3,127	B	3,800	0.50	0.50
	8444_S	Deputy Probation Officer	3,433	B	5,579	6.00	6.00
	8530_P	Deputy Probation Officer (SFERS)	3,433	B	5,579	6.00	6.00
<b>232034 Division Total</b>						<b>44.00</b>	<b>44.00</b>

## Division: 232035 - JUV Juvenile Hall

10000 GF Annual Account Ctrl	0923_S	Manager II	5,560	B	7,096	1.00	1.00
	1444_C	Secretary I	2,702	B	3,285	1.00	1.00
	1823_C	Senior Administrative Analyst	4,686	B	5,695	1.00	1.00
	1842_C	Management Assistant	3,703	B	4,498	1.00	1.00
	2604_C	Food Service Worker	2,251	B	2,872	2.40	2.40
	2620_C	Food Service Manager Administrator	3,866	B	4,697	0.60	0.60
	2654_C	Cook	3,015	B	3,663	2.80	2.80
	8316_S	Assistant Counselor	2,802	B	3,403	0.60	0.60
	8318_S	Counselor II	3,840	B	4,666	3.40	3.40
	8320_S	Counselor, Juvenile Hall	3,189	B	3,876	0.00	0.00
	8321_S	Counselor, Log Cabin Ranch	3,431	B	4,170	0.00	0.00
	8322_S	Senior Counselor, Juvenile Hall	4,129	B	5,020	1.00	1.00
	8562_P	Counselor, Juvenile Hall (SFERS)	3,189	B	3,876	24.30	24.30
	8564_P	Counselor, Log Cabin Ranch (SFERS)	3,431	B	4,170	0.00	0.00
	8566_C	Counselor 2 (SFERS)	3,840	B	4,666	1.80	1.80
	8578_C	Senior Supervising Institution Manager	4,261	B	5,177	1.00	1.00
	TEMPM_E	Temporary - Miscellaneous	5,251	B	5,251	3.15	3.15
13720 SR Public Protection-Grant Sta	1444_C	Secretary I	2,702	B	3,285	0.00	0.00
	1823_C	Senior Administrative Analyst	4,686	B	5,695	0.00	0.00
	2604_C	Food Service Worker	2,251	B	2,872	1.60	1.60
	2620_C	Food Service Manager Administrator	3,866	B	4,697	0.40	0.40

Fund	HCM Job Class	Job Class Title	Low	Type	High	2025-2026 FTE	2026-2027 FTE
	2654_C	Cook	3,015	B	3,663	1.20	1.20
	8316_S	Assistant Counselor	2,802	B	3,403	0.40	0.40
	8318_S	Counselor II	3,840	B	4,666	1.60	1.60
	8320_S	Counselor, Juvenile Hall	3,189	B	3,876	18.00	18.00
	8322_S	Senior Counselor, Juvenile Hall	4,129	B	5,020	7.00	7.00
	8562_P	Counselor, Juvenile Hall (SFERS)	3,189	B	3,876	13.70	13.70
	8566_C	Counselor 2 (SFERS)	3,840	B	4,666	1.20	1.20
<b>232035 Division Total</b>						<b>90.15</b>	<b>90.15</b>

## Division: 232040 - JUV General

10000 GF Annual Account Ctrl	0111_E	Board/Commission Member, Group II		B		0.10	0.10
	0922_C	Manager I	5,176	B	6,609	1.00	1.00
	0923_C	Manager II	5,560	B	7,096	1.00	1.00
	0931_C	Manager III	5,995	B	7,652	2.00	2.00
	0953_C	Deputy Director III	7,450	B	9,510	1.00	1.00
	0953_S	Deputy Director III	7,450	B	9,510	1.00	1.00
	0963_S	Department Head III	8,483	B	10,823	1.00	1.00
	1043_C	IS Engineer-Senior	5,911	B	7,438	1.00	1.00
	1052_C	IS Business Analyst	4,303	B	5,413	1.00	1.00
	1053_C	IS Business Analyst-Senior	4,981	B	6,268	2.00	2.00
	1070_C	IS Project Director	6,359	B	7,999	1.00	1.00
	1093_C	IT Operations Support Administrator III	4,068	B	5,044	1.00	1.00
	1203_C	Personnel Technician	3,357	B	4,083	1.00	1.00
	1222_C	Senior Payroll And Personnel Clerk	3,490	B	4,241	2.00	2.00
	1232_C	Training Officer	4,231	B	5,144	1.00	1.00
	1241_C	Human Resources Analyst	3,674	B	5,410	1.00	1.00
	1246_C	Principal Human Resources Analyst	5,867	B	7,131	1.00	1.00
	1454_C	Executive Secretary III	4,069	B	4,945	1.00	1.00
	1632_C	Senior Account Clerk	3,090	B	3,753	1.00	1.00
	1634_C	Principal Account Clerk	3,490	B	4,241	1.00	1.00
	1654_C	Accountant III	4,686	B	5,695	1.00	1.00
	1657_C	Accountant IV	5,423	B	6,590	1.00	1.00
	1823_C	Senior Administrative Analyst	4,686	B	5,695	1.00	1.00
	1824_C	Principal Administrative Analyst	5,425	B	6,595	4.00	4.00
	1842_C	Management Assistant	3,703	B	4,498	1.50	1.50
	1936_C	Senior Storekeeper	2,897	B	3,524	1.00	1.00
	2708_C	Custodian	2,599	B	3,157	5.00	5.00
	2716_C	Custodial Assistant Supervisor	2,856	B	3,473	1.00	1.00
	2736_C	Porter	2,599	B	3,157	1.00	1.00
	2770_C	Senior Laundry Worker	2,524	B	3,064	1.00	1.00
	7120_C	Buildings And Grounds Maintenance Superintendent	7,189	B	7,189	1.00	1.00
	7205_C	Chief Stationary Engineer	6,264	B	6,264	1.00	1.00
	7334_C	Stationary Engineer	4,938	B	4,938	5.00	5.00
	7524_C	Institution Utility Worker	2,480	B	3,015	4.00	4.00

Fund	HCM Job Class	Job Class Title	Low	Type	High	2025-2026 FTE	2026-2027 FTE
	TEMPM_E	Temporary - Miscellaneous	5,251	B	5,251	1.03	1.03
232040 Division Total						51.63	51.63
JUV Department Total						185.78	185.78

**Department: LIB Public Library**

Fund	HCM Job Class	Job Class Title	Low	Type	High	2025-2026 FTE	2026-2027 FTE
Division: 232048 - LIB Public Library							
13090	SR Library Grants; Cont Oth	1822_C Administrative Analyst	4,019	B	4,887	1.00	0.00
		1823_C Senior Administrative Analyst	4,686	B	5,695	1.00	0.00
		3630_C Librarian I	3,924	B	4,770	1.00	0.00
13140	SR Public Library Preserv	0922_C Manager I	5,176	B	6,609	6.00	6.00
		0923_C Manager II	5,560	B	7,096	4.00	4.00
		0931_C Manager III	5,995	B	7,652	1.00	1.00
		0932_C Manager IV	6,436	B	8,212	3.00	3.00
		0952_C Deputy Director II	5,995	B	7,652	4.00	4.00
		0953_C Deputy Director III	7,450	B	9,510	2.00	2.00
		0964_C Department Head IV	9,743	B	12,432	1.00	1.00
		1042_C IS Engineer-Journey	5,334	B	6,709	4.00	4.00
		1043_C IS Engineer-Senior	5,911	B	7,438	2.00	2.00
		1053_C IS Business Analyst-Senior	4,981	B	6,268	1.00	1.00
		1061_C IS Program Analyst-Assistant	3,609	B	4,532	2.00	2.00
		1062_C IS Programmer Analyst	3,898	B	4,902	2.00	2.00
		1063_C IS Programmer Analyst-Senior	4,736	B	5,960	1.00	1.00
		1070_C IS Project Director	6,359	B	7,999	2.00	2.00
		1092_C IT Operations Support Administrator II	3,347	B	4,150	1.00	1.00
		1093_C IT Operations Support Administrator III	4,068	B	5,044	5.00	5.00
		1094_C IT Operations Support Administrator IV	4,949	B	6,131	2.00	2.00
		1095_C IT Operations Support Administrator V	5,322	B	6,598	1.00	1.00
		1202_C Personnel Clerk	2,769	B	3,363	1.00	1.00
		1204_C Senior Personnel Clerk	3,203	B	3,894	1.00	1.00
		1222_C Senior Payroll And Personnel Clerk	3,490	B	4,241	3.00	3.00
		1241_C Human Resources Analyst	3,674	B	5,410	2.00	2.00
		1244_C Senior Human Resources Analyst	5,195	B	6,310	6.00	6.00
		1246_C Principal Human Resources Analyst	5,867	B	7,131	1.00	1.00
		1310_C Public Relations Assistant	2,802	B	3,403	1.00	1.00
		1312_C Public Information Officer	3,711	B	4,508	1.00	1.00
		1314_C Public Relations Officer	4,423	B	5,377	1.00	1.00
		1406_C Senior Clerk	2,579	B	3,800	1.00	1.00
		1436_C Brailist	2,716	B	3,299	0.50	0.50
		1452_C Executive Secretary II	3,744	B	4,553	1.00	1.00
		1652_C Accountant II	3,874	B	4,706	0.00	0.00
		1654_C Accountant III	4,686	B	5,695	1.00	1.00
		1657_C Accountant IV	5,423	B	6,590	1.00	1.00
		1766_C Media Production Technician	2,950	B	3,583	5.00	5.00
		1767_C Media Programming Specialist	3,431	B	4,170	2.00	2.00
		1769_C Media Production Supervisor	4,261	B	5,177	1.00	1.00
		1820_C Junior Administrative Analyst	3,056	B	3,716	2.00	2.00
		1822_C Administrative Analyst	4,019	B	4,887	6.00	6.00
		1823_C Senior Administrative Analyst	4,686	B	5,695	6.00	6.00

Fund	HCM Job Class	Job Class Title	Low	Type	High	2025-2026 FTE	2026-2027 FTE
	1824_C	Principal Administrative Analyst	5,425	B	6,595	4.00	4.00
	1840_C	Junior Management Assistant	3,259	B	3,963	3.00	3.00
	1842_C	Management Assistant	3,703	B	4,498	8.00	8.00
	1922_C	Senior Inventory Clerk	2,552	B	3,103	0.00	0.00
	1934_C	Storekeeper	2,722	B	3,306	1.00	1.00
	2708_C	Custodian	2,599	B	3,157	54.50	54.50
	2716_C	Custodial Assistant Supervisor	2,856	B	3,473	6.00	6.00
	2718_C	Custodial Supervisor	3,151	B	3,828	1.00	1.00
	2931_C	Marriage, Family And Child Counselor	4,286	B	5,208	1.00	1.00
	3374_C	Volunteer/Outreach Coordinator	3,532	B	4,293	1.00	1.00
	3522_C	Senior Museum Preparator	2,897	B	3,524	1.00	1.00
	3542_C	Curator II	3,607	B	4,388	1.00	1.00
	3544_C	Curator III	3,968	B	4,827	1.00	1.00
	3602_C	Library Page	2,311	B	2,807	124.00	124.00
	3610_C	Library Assistant	2,867	B	3,479	63.50	63.50
	3616_C	Library Technical Assistant I	3,370	B	4,096	63.00	63.00
	3618_C	Library Technical Assistant II	3,664	B	4,455	48.00	48.00
	3620_C	Conservation Technician I	3,338	B	4,057	3.00	3.00
	3621_C	Conservation Technician II	3,630	B	4,411	1.00	1.00
	3630_C	Librarian I	3,924	B	4,770	152.50	152.50
	3632_C	Librarian II	4,344	B	5,279	66.00	66.00
	3634_C	Librarian III	4,790	B	5,823	15.00	15.00
	5320_C	Illustrator And Art Designer	3,819	B	4,642	1.50	1.50
	5322_C	Graphic Artist	2,941	B	3,753	1.00	1.00
	5330_C	Graphics Supervisor	4,011	B	4,878	1.00	1.00
	7120_C	Buildings And Grounds Maintenance Superintendent	7,189	B	7,189	1.00	1.00
	7205_C	Chief Stationary Engineer	6,264	B	6,264	1.00	1.00
	7215_C	General Laborer Supervisor I	3,312	B	4,024	1.00	1.00
	7334_C	Stationary Engineer	4,938	B	4,938	6.00	6.00
	7335_C	Senior Stationary Engineer	5,596	B	5,596	3.00	3.00
	7344_C	Carpenter	4,057	B	4,932	1.00	1.00
	7345_C	Electrician	4,686	B	5,693	1.00	1.00
	7355_C	Truck Driver	3,595	B	4,576	4.50	4.50
	7514_C	General Laborer	2,933	B	3,566	2.00	2.00
	8207_C	Building And Grounds Patrol Officer	2,897	B	3,524	32.50	32.50
	8211_C	Supervising Building and Grounds Patrol Officer	3,207	B	3,902	4.00	4.00
	9251_C	Public Relations Manager	5,866	B	7,131	1.00	1.00
	9920_C	Public Service Aide - Assistant To Professionals	2,112	B	2,112	4.50	4.50
	TEMPM_E	Temporary - Miscellaneous	5,251	B	5,251	6.65	6.65
<b>232048 Division Total</b>						<b>781.65</b>	<b>778.65</b>
<b>LIB Department Total</b>						<b>781.65</b>	<b>778.65</b>

Department: LLB Law Library

Fund		HCM Job Class	Job Class Title	Low	Type	High	2025-2026 FTE	2026-2027 FTE
Division: 232051 - LLB Law Library								
10000	GF Annual Account Ctrl	0170_C	Assistant Law Librarian	7,121	B	7,121	1.00	1.00
		0180_C	Law Librarian	8,803	B	8,803	1.00	1.00
		0190_C	Bookbinder	4,255	B	4,255	1.00	1.00
232051 Division Total							3.00	3.00
LLB Department Total							3.00	3.00



**Department: MTA Municipal Transportation Agency**

Fund		HCM Job Class	Job Class Title	Low	Type	High	2025-2026 FTE	2026-2027 FTE
Division: 103745 - MTASS Sustainable Streets								
22260	MTA TS Op Annual Account Ctrl	1822_C	Administrative Analyst	4,019	B	4,887	1.00	1.00
		5288_C	Transportation Planner II	4,110	B	4,994	3.00	3.00
		5289_C	Transportation Planner III	4,878	B	5,928	1.00	1.00
		9174_C	Manager IV, MTA	5,995	B	7,652	1.00	1.00
		TEMPM_E	Temporary - Miscellaneous	5,251	B	5,251	0.11	0.11
22305	MTA TS OPR PROJ SUP-PSF NEW	1823_C	Senior Administrative Analyst	4,686	B	5,695	1.00	1.00
		1824_C	Principal Administrative Analyst	5,425	B	6,595	0.00	0.00
		3630_C	Librarian I	3,924	B	4,770	1.00	1.00
		5277_C	Planner I	3,382	B	4,110	4.00	4.00
		5278_C	Planner II	4,110	B	4,994	1.00	1.00
		5288_C	Transportation Planner II	4,110	B	4,994	7.00	7.00
		5289_C	Transportation Planner III	4,878	B	5,928	8.00	8.00
		5290_C	Transportation Planner IV	5,784	B	7,027	5.00	5.00
		5298_C	Planner III-Environmental Review	4,878	B	5,928	1.00	1.00
		9174_C	Manager IV, MTA	5,995	B	7,652	1.00	1.00
		9179_C	Manager V, MTA	6,436	B	8,212	0.00	0.00
		9182_C	Manager VIII, MTA	7,983	B	10,186	1.00	1.00
		TEMPM_E	Temporary - Miscellaneous	5,251	B	5,251	2.17	2.17
22870	MTA SS Op Annual Account Ctrl	1091_C	IT Operations Support Administrator I	2,850	B	3,531	2.00	2.00
		1314_C	Public Relations Officer	4,423	B	5,377	1.00	1.00
		1373_C	Special Assistant XIV	5,839	B	7,096	1.00	1.00
		1406_C	Senior Clerk	2,579	B	3,800	5.00	5.00
		1408_C	Principal Clerk	3,403	B	4,139	3.00	3.00
		1410_C	Chief Clerk	3,905	B	4,745	1.00	1.00
		1424_C	Clerk Typist	2,585	B	3,800	0.00	0.00
		1426_C	Senior Clerk Typist	2,838	B	3,800	1.00	1.00
		1452_C	Executive Secretary II	3,744	B	4,553	1.00	1.00
		1704_C	Communications Dispatcher I	2,747	B	3,338	14.00	14.00
		1705_C	Communications Dispatcher II	3,046	B	3,703	6.00	6.00
		1708_C	Senior Telephone Operator	2,722	B	3,306	1.00	1.00
		1820_C	Junior Administrative Analyst	3,056	B	3,716	1.00	1.00
		1822_C	Administrative Analyst	4,019	B	4,887	2.00	2.00
		1823_C	Senior Administrative Analyst	4,686	B	5,695	7.00	7.00
		1824_C	Principal Administrative Analyst	5,425	B	6,595	7.00	7.00
		1840_C	Junior Management Assistant	3,259	B	3,963	3.00	3.00
		1842_C	Management Assistant	3,703	B	4,498	4.00	4.00
		1844_C	Senior Management Assistant	4,241	B	5,156	3.00	3.00
		1934_C	Storekeeper	2,722	B	3,306	2.00	2.00
		1936_C	Senior Storekeeper	2,897	B	3,524	1.00	1.00
		5203_C	Assistant Engineer	4,845	B	5,891	7.00	7.00
		5207_C	Associate Engineer	5,748	B	6,988	6.00	6.00

Fund	HCM Job Class	Job Class Title	Low	Type	High	2025-2026	2026-2027
						FTE	FTE
	5211_C	Engineer/Architect/Landscape Architect Senior	7,562	B	9,188	2.00	2.00
	5212_C	Engineer/Architect Principal	8,776	B	10,667	1.00	1.00
	5241_C	Engineer	6,531	B	7,939	6.00	6.00
	5277_C	Planner I	3,382	B	4,110	1.00	1.00
	5283_C	Planner V	6,862	B	8,339	2.00	2.00
	5288_C	Transportation Planner II	4,110	B	4,994	2.00	2.00
	5289_C	Transportation Planner III	4,878	B	5,928	8.00	8.00
	5290_C	Transportation Planner IV	5,784	B	7,027	4.00	4.00
	5302_C	Traffic Survey Technician	3,397	B	4,129	8.00	8.00
	5303_C	Supervisor, Traffic And Street Signs	4,465	B	5,425	5.00	5.00
	5306_C	Traffic Sign Manager	5,282	B	6,909	1.00	1.00
	5364_C	Engineering Associate I	3,819	B	4,642	1.00	1.00
	5366_C	Engineering Associate II	4,423	B	5,377	2.00	2.00
	5408_C	Coordinator of Citizen Involvement	5,156	B	6,264	1.00	1.00
	5504_C	Project Manager II	8,475	B	8,475	1.00	1.00
	6230_C	Street Inspector	3,856	B	4,688	1.00	1.00
	6231_C	Senior Street Inspector	4,466	B	5,426	1.00	1.00
	7242_C	Painter Supervisor I	4,388	B	5,330	4.00	4.00
	7243_C	Parking Meter Repairer Supervisor I	4,462	B	5,424	4.00	4.00
	7258_C	Maintenance Machinist Supervisor I	6,352	B	6,352	1.00	1.00
	7332_C	Maintenance Machinist	4,291	B	5,207	2.00	2.00
	7346_C	Painter	3,663	B	4,451	22.00	22.00
	7410_C	Automotive Service Worker	3,022	B	3,671	1.00	1.00
	7432_C	Electrical Line Helper	3,703	B	4,498	2.00	2.00
	7444_C	Parking Meter Repairer	3,396	B	4,129	22.00	22.00
	7457_C	Sign Worker	3,110	B	3,781	20.00	20.00
	8214_C	Parking Control Officer	2,700	B	3,800	372.00	372.00
	8216_C	Senior Parking Control Officer	3,230	B	4,546	48.00	48.00
	8219_C	Parking Enforcement Administrator	4,380	B	5,320	3.00	3.00
	9145_C	Traffic Signal Electrician	6,362	B	6,362	13.00	13.00
	9147_C	Traffic Signal Electrician Supervisor I	7,149	B	7,149	2.00	2.00
	9149_C	Traffic Signal Electrician Supervisor II	7,984	B	7,984	2.00	2.00
	9172_C	Manager II, MTA	5,176	B	6,609	4.00	4.00
	9174_C	Manager IV, MTA	5,995	B	7,652	1.00	1.00
	9177_C	Manager III, MTA	5,560	B	7,096	5.00	5.00
	9179_C	Manager V, MTA	6,436	B	8,212	3.00	3.00
	9180_C	Manager VI, MTA	6,940	B	8,858	3.00	3.00
	9181_C	Manager VII, MTA	7,450	B	9,510	1.00	1.00
	9182_C	Manager VIII, MTA	7,983	B	10,186	1.00	1.00
	9183_C	Deputy Dir I, MTA	8,483	B	10,823	2.00	2.00
	9187_C	Deputy Dir II, MTA	9,032	B	11,524	1.00	1.00
	9504_C	Permit and Citation Clerk	3,157	B	3,840	1.00	1.00
	TEMPM_E	Temporary - Miscellaneous	5,251	B	5,251	26.32	26.32
23390 MTA SS OPR PROJ SUPPORT-PSF	1314_C	Public Relations Officer	4,423	B	5,377	1.00	1.00

Fund	HCM Job Class	Job Class Title	Low	Type	High	2025-2026 FTE	2026-2027 FTE
	1406_C	Senior Clerk	2,579	B	3,800	1.00	1.00
	1822_C	Administrative Analyst	4,019	B	4,887	1.00	1.00
	1823_C	Senior Administrative Analyst	4,686	B	5,695	1.00	1.00
	1824_C	Principal Administrative Analyst	5,425	B	6,595	1.00	1.00
	5203_C	Assistant Engineer	4,845	B	5,891	23.00	23.00
	5207_C	Associate Engineer	5,748	B	6,988	22.00	22.00
	5211_C	Engineer/Architect/Landscape Architect Senior	7,562	B	9,188	3.00	3.00
	5241_C	Engineer	6,531	B	7,939	10.00	10.00
	5277_C	Planner I	3,382	B	4,110	1.00	1.00
	5288_C	Transportation Planner II	4,110	B	4,994	8.00	8.00
	5289_C	Transportation Planner III	4,878	B	5,928	4.00	4.00
	5290_C	Transportation Planner IV	5,784	B	7,027	4.00	4.00
	5302_C	Traffic Survey Technician	3,397	B	4,129	5.00	5.00
	5303_C	Supervisor, Traffic And Street Signs	4,465	B	5,425	1.00	1.00
	5362_C	Engineering Assistant	3,445	B	4,190	1.00	1.00
	5364_C	Engineering Associate I	3,819	B	4,642	3.00	3.00
	5366_C	Engineering Associate II	4,423	B	5,377	2.00	2.00
	5502_C	Project Manager I	7,324	B	7,324	1.00	1.00
	5504_C	Project Manager II	8,475	B	8,475	2.00	2.00
	5506_C	Project Manager III	10,288	B	10,288	1.00	1.00
	7331_C	Apprentice Maintenance Machinist II	3,724	B	4,464	1.00	1.00
	7346_C	Painter	3,663	B	4,451	20.00	20.00
	7432_C	Electrical Line Helper	3,703	B	4,498	4.00	4.00
	7457_C	Sign Worker	3,110	B	3,781	16.00	16.00
	9145_C	Traffic Signal Electrician	6,362	B	6,362	8.00	8.00
	9147_C	Traffic Signal Electrician Supervisor I	7,149	B	7,149	2.00	2.00
	9179_C	Manager V, MTA	6,436	B	8,212	2.00	2.00
	9940_C	Pre-Apprentice Automotive Mechanic	2,071	B	2,071	2.00	2.00
<b>103745 Division Total</b>						<b>881.60</b>	<b>881.60</b>

## Division: 103758 - MTAHR Human Resources

22260	MTA TS Op Annual Account Ctrl	1241_C	Human Resources Analyst	3,674	B	5,410	1.00	1.00
		1244_C	Senior Human Resources Analyst	5,195	B	6,310	0.00	0.00
		1408_C	Principal Clerk	3,403	B	4,139	1.00	1.00
		1842_C	Management Assistant	3,703	B	4,498	2.00	2.00
		1844_C	Senior Management Assistant	4,241	B	5,156	1.00	1.00
		9172_C	Manager II, MTA	5,176	B	6,609	1.00	1.00
		9177_C	Manager III, MTA	5,560	B	7,096	1.00	1.00
		9179_C	Manager V, MTA	6,436	B	8,212	0.00	0.00
		9183_C	Deputy Dir I, MTA	8,483	B	10,823	0.00	0.00
22265	MTA OH OPR AGENCYWIDE NEW	1202_C	Personnel Clerk	2,769	B	3,363	6.00	6.00
		1203_C	Personnel Technician	3,357	B	4,083	1.00	1.00
		1204_C	Senior Personnel Clerk	3,203	B	3,894	7.00	7.00
		1222_C	Senior Payroll And Personnel Clerk	3,490	B	4,241	3.00	3.00

Fund	HCM Job Class	Job Class Title	Low	Type	High	2025-2026 FTE	2026-2027 FTE
	1226_C	Chief Payroll And Personnel Clerk	4,057	B	4,929	1.00	1.00
	1232_C	Training Officer	4,231	B	5,144	3.00	3.00
	1241_C	Human Resources Analyst	3,674	B	5,410	27.00	27.00
	1244_C	Senior Human Resources Analyst	5,195	B	6,310	18.00	18.00
	1246_C	Principal Human Resources Analyst	5,867	B	7,131	2.00	2.00
	1250_C	Recruiter	4,900	B	5,954	0.00	0.00
	1404_C	Clerk	2,486	B	3,022	1.00	1.00
	1406_C	Senior Clerk	2,579	B	3,800	0.00	0.00
	1426_C	Senior Clerk Typist	2,838	B	3,800	1.00	1.00
	1450_C	Executive Secretary I	3,403	B	4,139	1.00	1.00
	1452_C	Executive Secretary II	3,744	B	4,553	1.00	1.00
	1840_C	Junior Management Assistant	3,259	B	3,963	2.00	2.00
	1842_C	Management Assistant	3,703	B	4,498	1.00	1.00
	9172_C	Manager II, MTA	5,176	B	6,609	7.00	7.00
	9174_C	Manager IV, MTA	5,995	B	7,652	3.00	3.00
	9177_C	Manager III, MTA	5,560	B	7,096	1.00	1.00
	9179_C	Manager V, MTA	6,436	B	8,212	1.00	1.00
	9180_C	Manager VI, MTA	6,940	B	8,858	4.00	4.00
	9183_C	Deputy Dir I, MTA	8,483	B	10,823	1.00	1.00
	TEMPM_E	Temporary - Miscellaneous	5,251	B	5,251	4.28	4.14
<b>103758 Division Total</b>						<b>103.28</b>	<b>103.14</b>

## Division: 103773 - MTAFA Fit Finance &amp; Info Tech

22260	MTA TS Op Annual Account Ctrl	1041_C	IS Engineer-Assistant	4,817	B	6,058	1.00	1.00
		1092_C	IT Operations Support Administrator II	3,347	B	4,150	1.00	1.00
		1093_C	IT Operations Support Administrator III	4,068	B	5,044	2.00	2.00
		1094_C	IT Operations Support Administrator IV	4,949	B	6,131	5.00	5.00
		1095_C	IT Operations Support Administrator V	5,322	B	6,598	1.00	1.00
		1844_C	Senior Management Assistant	4,241	B	5,156	1.00	1.00
		9110_C	Fare Collections Receiver	2,912	B	3,539	33.00	33.00
		9116_C	Senior Fare Collections Receiver	3,369	B	4,095	15.00	15.00
		9117_C	Principal Fare Collections Receiver	4,240	B	5,156	3.00	3.00
		9172_C	Manager II, MTA	5,176	B	6,609	2.00	2.00
		9174_C	Manager IV, MTA	5,995	B	7,652	1.00	1.00
		9182_C	Manager VIII, MTA	7,983	B	10,186	1.00	1.00
		TEMPM_E	Temporary - Miscellaneous	5,251	B	5,251	0.00	0.00
22265	MTA OH OPR AGENCYWIDE NEW	1041_C	IS Engineer-Assistant	4,817	B	6,058	1.00	1.00
		1042_C	IS Engineer-Journey	5,334	B	6,709	9.00	9.00
		1043_C	IS Engineer-Senior	5,911	B	7,438	6.00	6.00
		1044_C	IS Engineer-Principal	6,359	B	7,999	19.00	19.00
		1052_C	IS Business Analyst	4,303	B	5,413	2.75	2.75
		1053_C	IS Business Analyst-Senior	4,981	B	6,268	2.00	2.00
		1054_C	IS Business Analyst-Principal	5,769	B	7,257	1.75	1.75
		1070_C	IS Project Director	6,359	B	7,999	2.00	2.00
		1092_C	IT Operations Support Administrator II	3,347	B	4,150	1.00	1.00

Fund	HCM Job Class	Job Class Title	Low	Type	High	2025-2026	2026-2027
						FTE	FTE
	1220_C	Payroll and Personnel Clerk	3,181	B	3,866	1.00	1.00
	1222_C	Senior Payroll And Personnel Clerk	3,490	B	4,241	13.00	13.00
	1224_C	Principal Payroll And Personnel Clerk	3,848	B	4,675	1.00	1.00
	1226_C	Chief Payroll And Personnel Clerk	4,057	B	4,929	1.00	1.00
	1402_C	Junior Clerk	2,284	B	2,775	1.00	1.00
	1630_C	Account Clerk	2,668	B	3,242	1.00	1.00
	1632_C	Senior Account Clerk	3,090	B	3,753	9.00	9.00
	1634_C	Principal Account Clerk	3,490	B	4,241	6.00	6.00
	1652_C	Accountant II	3,874	B	4,706	5.00	5.00
	1654_C	Accountant III	4,686	B	5,695	15.00	15.00
	1657_C	Accountant IV	5,423	B	6,590	0.00	0.00
	1670_C	Financial Systems Supervisor	6,307	B	7,667	5.00	5.00
	1820_C	Junior Administrative Analyst	3,056	B	3,716	1.00	1.00
	1822_C	Administrative Analyst	4,019	B	4,887	5.00	5.00
	1823_C	Senior Administrative Analyst	4,686	B	5,695	5.00	5.00
	1824_C	Principal Administrative Analyst	5,425	B	6,595	5.00	5.00
	1842_C	Management Assistant	3,703	B	4,498	2.00	2.00
	1844_C	Senior Management Assistant	4,241	B	5,156	2.00	2.00
	5207_C	Associate Engineer	5,748	B	6,988	1.00	1.00
	5277_C	Planner I	3,382	B	4,110	1.00	1.00
	5502_C	Project Manager I	7,324	B	7,324	1.50	1.50
	5504_C	Project Manager II	8,475	B	8,475	1.50	1.50
	5506_C	Project Manager III	10,288	B	10,288	0.50	0.50
	9172_C	Manager II, MTA	5,176	B	6,609	1.00	1.00
	9174_C	Manager IV, MTA	5,995	B	7,652	3.00	3.00
	9177_C	Manager III, MTA	5,560	B	7,096	0.00	0.00
	9179_C	Manager V, MTA	6,436	B	8,212	3.00	3.00
	9180_C	Manager VI, MTA	6,940	B	8,858	1.50	1.50
	9181_C	Manager VII, MTA	7,450	B	9,510	0.00	0.00
	9182_C	Manager VIII, MTA	7,983	B	10,186	1.50	1.50
	9187_C	Deputy Dir II, MTA	9,032	B	11,524	1.00	1.00
	9976_C	Technology Expert I		B		2.00	2.00
	TEMPM_E	Temporary - Miscellaneous	5,251	B	5,251	4.22	3.83
22305 MTA TS OPR PROJ SUP-PSF NEW	1043_C	IS Engineer-Senior	5,911	B	7,438	0.00	0.00
	1044_C	IS Engineer-Principal	6,359	B	7,999	0.00	0.00
	1052_C	IS Business Analyst	4,303	B	5,413	0.25	0.25
	1054_C	IS Business Analyst-Principal	5,769	B	7,257	0.00	0.00
	1092_C	IT Operations Support Administrator II	3,347	B	4,150	0.00	0.00
	1402_C	Junior Clerk	2,284	B	2,775	0.00	0.00
	1634_C	Principal Account Clerk	3,490	B	4,241	3.00	3.00
	1652_C	Accountant II	3,874	B	4,706	10.00	10.00
	1654_C	Accountant III	4,686	B	5,695	12.00	12.00
	1657_C	Accountant IV	5,423	B	6,590	4.00	4.00
	1820_C	Junior Administrative Analyst	3,056	B	3,716	1.00	1.00

Fund	HCM Job Class	Job Class Title	Low	Type	High	2025-2026 FTE	2026-2027 FTE
22870	1822_C	Administrative Analyst	4,019	B	4,887	3.00	3.00
	1823_C	Senior Administrative Analyst	4,686	B	5,695	9.00	9.00
	1824_C	Principal Administrative Analyst	5,425	B	6,595	6.00	6.00
	1842_C	Management Assistant	3,703	B	4,498	0.00	0.00
	5277_C	Planner I	3,382	B	4,110	0.00	0.00
	5288_C	Transportation Planner II	4,110	B	4,994	1.00	1.00
	5290_C	Transportation Planner IV	5,784	B	7,027	1.00	1.00
	5502_C	Project Manager I	7,324	B	7,324	1.50	1.50
	5504_C	Project Manager II	8,475	B	8,475	0.50	0.50
	5506_C	Project Manager III	10,288	B	10,288	0.50	0.50
	9174_C	Manager IV, MTA	5,995	B	7,652	2.00	2.00
	9177_C	Manager III, MTA	5,560	B	7,096	0.00	0.00
	9179_C	Manager V, MTA	6,436	B	8,212	1.00	1.00
	9180_C	Manager VI, MTA	6,940	B	8,858	0.50	0.50
	9181_C	Manager VII, MTA	7,450	B	9,510	1.00	1.00
	9182_C	Manager VIII, MTA	7,983	B	10,186	0.50	0.50
	TEMPM_E	Temporary - Miscellaneous	5,251	B	5,251	0.49	0.49
	1842_C	Management Assistant	3,703	B	4,498	2.00	2.00
	5302_C	Traffic Survey Technician	3,397	B	4,129	2.00	2.00
	8167_C	Administrative Hearing Examiner	4,380	B	5,320	7.00	7.00
	8168_C	Administrative Hearing Supervisor	5,009	B	6,086	1.00	1.00
	9174_C	Manager IV, MTA	5,995	B	7,652	0.00	0.00
	9177_C	Manager III, MTA	5,560	B	7,096	2.00	2.00
	9504_C	Permit and Citation Clerk	3,157	B	3,840	13.00	13.00
	9506_C	Senior Permit and Citation Clerk	3,465	B	4,213	18.00	18.00
	9508_C	Principal Permit and Citation Clerk	3,774	B	4,586	7.00	7.00
23390	1054_C	IS Business Analyst-Principal	5,769	B	7,257	0.25	0.25
<b>103773 Division Total</b>						<b>321.71</b>	<b>321.32</b>

## Division: 103776 - MTAED Executive Director

22265	1054_C	IS Business Analyst-Principal	5,769	B	7,257	1.00	1.00
	1310_C	Public Relations Assistant	2,802	B	3,403	1.00	1.00
	1314_C	Public Relations Officer	4,423	B	5,377	2.00	2.00
	1373_C	Special Assistant XIV	5,839	B	7,096	1.00	1.00
	1374_C	Special Assistant XV	6,282	B	7,634	0.00	0.00
	1375_C	Special Assistant XVI	6,756	B	8,212	1.00	1.00
	1454_C	Executive Secretary III	4,069	B	4,945	1.00	1.00
	1820_C	Junior Administrative Analyst	3,056	B	3,716	1.00	1.00
	1823_C	Senior Administrative Analyst	4,686	B	5,695	2.00	2.00
	1824_C	Principal Administrative Analyst	5,425	B	6,595	0.00	0.00
	1840_C	Junior Management Assistant	3,259	B	3,963	1.00	1.00
	1842_C	Management Assistant	3,703	B	4,498	0.00	0.00
	5293_C	Planner IV	5,784	B	7,027	1.00	1.00
	9172_C	Manager II, MTA	5,176	B	6,609	1.00	1.00
	9174_C	Manager IV, MTA	5,995	B	7,652	2.00	2.00

Fund	HCM Job Class	Job Class Title	Low	Type	High	2025-2026	2026-2027
						FTE	FTE
	9177_C	Manager III, MTA	5,560	B	7,096	1.00	1.00
	9181_C	Manager VII, MTA	7,450	B	9,510	2.00	2.00
	9182_C	Manager VIII, MTA	7,983	B	10,186	1.00	1.00
	9183_C	Deputy Dir I, MTA	8,483	B	10,823	2.00	2.00
	9186_C	General Manager, Public Transportation D	16,001	B	16,001	1.00	1.00
	TEMPM_E	Temporary - Miscellaneous	5,251	B	5,251	2.80	2.80
22305 MTA TS OPR PROJ SUP-PSF NEW	5504_C	Project Manager II	8,475	B	8,475	0.00	0.00
<b>103776 Division Total</b>						<b>24.80</b>	<b>24.80</b>
Division: 103788 - MTABD Board Of Directors							
22265 MTA OH OPR AGENCYWIDE NEW	0114_E	Board/Commission Member, Group V		B		0.10	0.10
	1840_C	Junior Management Assistant	3,259	B	3,963	1.00	1.00
	9172_C	Manager II, MTA	5,176	B	6,609	1.00	1.00
	9190_C	Board Scty, MTA	6,436	B	8,212	1.00	1.00
<b>103788 Division Total</b>						<b>3.10</b>	<b>3.10</b>
Division: 138672 - MTACC CV-Captl Progr & Constr							
22305 MTA TS OPR PROJ SUP-PSF NEW	1314_C	Public Relations Officer	4,423	B	5,377	1.00	1.00
	1452_C	Executive Secretary II	3,744	B	4,553	1.00	1.00
	1822_C	Administrative Analyst	4,019	B	4,887	2.00	2.00
	1823_C	Senior Administrative Analyst	4,686	B	5,695	2.00	2.00
	1824_C	Principal Administrative Analyst	5,425	B	6,595	3.00	3.00
	1840_C	Junior Management Assistant	3,259	B	3,963	4.00	4.00
	1842_C	Management Assistant	3,703	B	4,498	1.00	1.00
	1844_C	Senior Management Assistant	4,241	B	5,156	1.00	1.00
	5201_C	Junior Engineer	4,293	B	5,217	3.00	3.00
	5203_C	Assistant Engineer	4,845	B	5,891	24.00	24.00
	5207_C	Associate Engineer	5,748	B	6,988	21.00	21.00
	5211_C	Engineer/Architect/Landscape Architect Senior	7,562	B	9,188	16.00	16.00
	5212_C	Engineer/Architect Principal	8,776	B	10,667	4.00	4.00
	5241_C	Engineer	6,531	B	7,939	18.00	18.00
	5364_C	Engineering Associate I	3,819	B	4,642	2.00	2.00
	5366_C	Engineering Associate II	4,423	B	5,377	1.00	1.00
	5502_C	Project Manager I	7,324	B	7,324	3.00	3.00
	5504_C	Project Manager II	8,475	B	8,475	5.00	5.00
	5506_C	Project Manager III	10,288	B	10,288	4.00	4.00
	6317_C	Assistant Construction Inspector	3,840	B	4,666	1.00	1.00
	6318_C	Construction Inspector	4,666	B	5,672	8.00	8.00
	6319_C	Senior Contruction Inspector	5,144	B	6,253	7.00	7.00
	9172_C	Manager II, MTA	5,176	B	6,609	0.00	0.00
	9177_C	Manager III, MTA	5,560	B	7,096	1.00	1.00
	9183_C	Deputy Dir I, MTA	8,483	B	10,823	1.00	1.00
	TEMPM_E	Temporary - Miscellaneous	5,251	B	5,251	3.20	3.20
<b>138672 Division Total</b>						<b>137.20</b>	<b>137.20</b>

Fund	HCM Job Class	Job Class Title	Low	Type	High	2025-2026 FTE	2026-2027 FTE
Division: 138753 - MTATS Transit Svc Division							
22260	MTA TS Op Annual Account Ctrl	1053_C IS Business Analyst-Senior	4,981	B	6,268	1.00	1.00
		1310_C Public Relations Assistant	2,802	B	3,403	2.00	2.00
		1312_C Public Information Officer	3,711	B	4,508	2.00	2.00
		1314_C Public Relations Officer	4,423	B	5,377	1.00	1.00
		1373_C Special Assistant XIV	5,839	B	7,096	4.00	4.00
		1404_C Clerk	2,486	B	3,022	3.00	3.00
		1406_C Senior Clerk	2,579	B	3,800	5.00	5.00
		1424_C Clerk Typist	2,585	B	3,800	1.00	1.00
		1444_C Secretary I	2,702	B	3,285	1.00	1.00
		1452_C Executive Secretary II	3,744	B	4,553	1.00	1.00
		1820_C Junior Administrative Analyst	3,056	B	3,716	1.00	1.00
		1822_C Administrative Analyst	4,019	B	4,887	11.00	11.00
		1823_C Senior Administrative Analyst	4,686	B	5,695	14.00	14.00
		1824_C Principal Administrative Analyst	5,425	B	6,595	6.00	6.00
		1840_C Junior Management Assistant	3,259	B	3,963	16.00	16.00
		1842_C Management Assistant	3,703	B	4,498	16.00	16.00
		1844_C Senior Management Assistant	4,241	B	5,156	5.00	5.00
		1929_C Parts Storekeeper	3,056	B	3,716	36.00	36.00
		1931_C Senior Parts Storekeeper	3,321	B	4,041	8.00	8.00
		1935_C Principal Parts Storekeeper	3,490	B	4,241	0.00	0.00
		1937_C Supervising Parts Storekeeper	4,014	B	4,878	1.00	1.00
		5201_C Junior Engineer	4,293	B	5,217	1.00	1.00
		5203_C Assistant Engineer	4,845	B	5,891	0.00	0.00
		5207_C Associate Engineer	5,748	B	6,988	1.00	1.00
		5211_C Engineer/Architect/Landscape Architect Senior	7,562	B	9,188	1.00	1.00
		5241_C Engineer	6,531	B	7,939	0.00	0.00
		5277_C Planner I	3,382	B	4,110	1.00	1.00
		5288_C Transportation Planner II	4,110	B	4,994	9.00	9.00
		5289_C Transportation Planner III	4,878	B	5,928	16.00	16.00
		5290_C Transportation Planner IV	5,784	B	7,027	4.00	4.00
		5408_C Coordinator of Citizen Involvement	5,156	B	6,264	1.00	1.00
		5506_C Project Manager III	10,288	B	10,288	0.00	0.00
		6235_C Heating And Ventilating Inspector	5,280	B	6,419	1.00	1.00
		6252_C Line Inspector	6,012	B	7,309	3.00	3.00
		6318_C Construction Inspector	4,666	B	5,672	1.00	1.00
		7110_C Mobile Equipment Assistant Supervisor	4,553	B	5,534	1.00	1.00
		7120_C Buildings And Grounds Maintenance Superintendent	7,189	B	7,189	1.00	1.00
		7126_C Mechanical Shop And Equipment Superintendent	5,520	B	6,700	5.00	5.00
		7203_C Buildings And Grounds Maintenance Supervisor	6,143	B	6,143	1.00	1.00
		7205_C Chief Stationary Engineer	6,264	B	6,264	2.00	2.00



Fund	HCM Job Class	Job Class Title	Low	Type	High	2025-2026 FTE	2026-2027 FTE
	7216_C	Electrical Transit Shop Supervisor I	5,868	B	7,128	6.00	6.00
	7219_C	Maintenance Scheduler	3,490	B	4,241	1.00	1.00
	7226_C	Carpenter Supervisor I	5,006	B	6,085	1.00	1.00
	7228_C	Automotive Transit Shop Supervisor I	6,670	B	6,670	6.00	6.00
	7235_C	Transit Power Line Supervisor I	5,869	B	7,133	12.00	12.00
	7238_C	Electrician Supervisor I	5,278	B	6,416	1.00	1.00
	7241_C	Senior Maintenance Controller	6,564	B	6,564	1.00	1.00
	7244_C	Power Plant Supervisor I	4,799	B	5,830	2.00	2.00
	7249_C	Automotive Mechanic Supervisor I	6,107	B	6,107	9.00	9.00
	7251_C	Track Maintenance Worker Supervisor I	4,315	B	5,246	14.00	14.00
	7253_C	Electrical Transit Mechanic Supervisor I	5,104	B	6,201	12.00	12.00
	7258_C	Maintenance Machinist Supervisor I	6,352	B	6,352	3.00	3.00
	7262_C	Maintenance Planner	6,283	B	6,283	5.00	5.00
	7263_C	Maintenance Manager	5,494	B	6,676	1.00	1.00
	7264_C	Automotive Body And Fender Worker Supervisor I	6,107	B	6,107	1.00	1.00
	7274_C	Transit Power Line Worker Supervisor II	6,313	B	7,675	2.00	2.00
	7286_C	Wire Rope Cable Maintenance Supervisor	5,564	B	5,564	1.00	1.00
	7287_C	Supervising Electronic Maintenance Technician	5,996	B	7,288	4.00	4.00
	7305_C	Metal Fabricator	3,619	B	4,396	1.00	1.00
	7306_C	Automotive Body And Fender Worker	4,654	B	4,654	33.00	33.00
	7309_C	Car And Auto Painter	4,654	B	4,654	18.00	18.00
	7310_C	Transit Power Cable Splicer	5,728	B	6,959	6.00	6.00
	7313_C	Automotive Machinist	4,883	B	4,883	18.00	18.00
	7315_C	Automotive Machinist Assistant Supervisor	5,490	B	5,490	3.00	3.00
	7318_C	Electronic Maintenance Technician	5,179	B	6,293	136.00	136.00
	7319_C	Electric Motor Repairer	4,017	B	4,885	5.00	5.00
	7320_C	Apprentice Automotive Machinist I	2,544	B	3,473	1.00	1.00
	7321_C	Apprentice Automotive Machinist 2	3,589	B	4,166	1.00	1.00
	7322_C	Automotive Body And Fender Worker Asst Supervisor	5,544	B	5,544	4.00	4.00
	7325_C	General Utility Mechanic	5,195	B	5,195	3.00	3.00
	7326_C	Glazier	4,019	B	4,887	8.00	8.00
	7327_C	Apprentice Maintenance Machinist I	2,731	B	3,473	2.00	2.00
	7328_C	Operating Engineer, Universal	4,336	B	5,270	3.00	3.00
	7329_C	Electronic Maintenance Technician Asst Supervisor	5,603	B	6,813	20.00	20.00
	7331_C	Apprentice Maintenance Machinist II	3,724	B	4,464	2.00	2.00
	7332_C	Maintenance Machinist	4,291	B	5,207	27.00	27.00
	7334_C	Stationary Engineer	4,938	B	4,938	16.00	16.00
	7335_C	Senior Stationary Engineer	5,596	B	5,596	3.00	3.00
	7340_C	Maintenance Controller	5,490	B	5,490	15.00	15.00
	7344_C	Carpenter	4,057	B	4,932	9.00	9.00
	7345_C	Electrician	4,712	B	5,728	2.00	2.00
	7347_C	Plumber	4,720	B	5,739	1.00	1.00

Fund	HCM Job Class	Job Class Title	Low	Type	High	2025-2026 FTE	2026-2027 FTE
	7354_C	Apprentice Power Line Worker 1	3,297	B	4,195	1.00	1.00
	7355_C	Truck Driver	3,595	B	4,576	4.00	4.00
	7357_C	Apprentice Power Line Worker 2	4,495	B	5,393	1.00	1.00
	7358_C	Pattern Maker	4,258	B	5,176	2.00	2.00
	7364_C	Power House Operator	3,995	B	4,857	8.00	8.00
	7365_C	Senior Power House Operator	4,494	B	5,461	8.00	8.00
	7366_C	Transit Power Line Worker	6,016	B	6,471	24.00	24.00
	7371_C	Electical Transit System Mechanic	4,059	B	4,932	252.00	252.00
	7376_C	Sheet Metal Worker	4,655	B	5,659	2.00	2.00
	7380_C	Electrical Transit Mechanic, Assistant Supervisor	4,608	B	5,602	33.00	33.00
	7381_C	Automotive Mechanic	4,558	B	4,558	175.00	175.00
	7382_C	Automotive Mechanic Assistant Supervisor	5,490	B	5,490	21.00	21.00
	7383_C	Apprentice Automotive Mechanic 1	2,494	B	3,175	1.00	1.00
	7390_C	Welder	4,113	B	4,996	10.00	10.00
	7408_C	Assistant Power House Operator	2,960	B	3,599	3.00	3.00
	7410_C	Automotive Service Worker	3,022	B	3,671	88.00	88.00
	7412_C	Automotive Service Worker Assistant Supervisor	3,502	B	4,259	3.00	3.00
	7432_C	Electrical Line Helper	3,703	B	4,498	0.00	0.00
	7454_C	Traffic Signal Operator	2,157	B	2,616	1.00	1.00
	7458_C	Switch Repairer	3,372	B	4,098	11.00	11.00
	7472_C	Wire Rope Cable Maintenance Mechanic	4,928	B	4,928	13.00	13.00
	7473_C	Wire Rope Cable Maintenance Mechanic Trainee	3,929	B	3,929	6.00	6.00
	7514_C	General Laborer	2,933	B	3,566	6.00	6.00
	7540_C	Track Maintenance Worker	3,137	B	3,815	57.00	57.00
	9102_C	Transit Car Cleaner	2,912	B	3,539	132.00	132.00
	9104_C	Transit Car Cleaner Assistant Supervisor	3,195	B	3,883	11.00	11.00
	9126_C	Transit Traffic Checker	3,212	B	3,904	1.00	1.00
	9131_C	Station Agent, Municipal Railway	3,824	B	4,649	70.00	70.00
	9136_C	Transit Training Specialist	4,326	B	5,257	68.00	68.00
	9139_C	Transit Supervisor	4,190	B	5,093	246.00	246.00
	9140_C	Transit Manager I	4,945	B	6,012	1.00	1.00
	9153_C	Transportation Controller	5,270	B	6,404	34.00	34.00
	9160_C	Transportation Operations Specialist	5,533	B	6,726	14.00	14.00
	9163_C	Transit Operator	2,447	B	3,766	2,486.00	2,486.00
	9172_C	Manager II, MTA	5,176	B	6,609	17.00	17.00
	9174_C	Manager IV, MTA	5,995	B	7,652	23.00	23.00
	9177_C	Manager III, MTA	5,560	B	7,096	3.00	3.00
	9179_C	Manager V, MTA	6,436	B	8,212	1.00	1.00
	9180_C	Manager VI, MTA	6,940	B	8,858	8.00	8.00
	9182_C	Manager VIII, MTA	7,983	B	10,186	4.00	4.00
	9183_C	Deputy Dir I, MTA	8,483	B	10,823	4.00	4.00
	9187_C	Deputy Dir II, MTA	9,032	B	11,524	1.00	1.00

Fund	HCM Job Class	Job Class Title	Low	Type	High	2025-2026 FTE	2026-2027 FTE
22305 MTA TS OPR PROJ SUP-PSF NEW	9916_C	Public Service Aide - Public Works	2,071	B	2,071	1.00	1.00
	TEMPM_E	Temporary - Miscellaneous	5,251	B	5,251	7.06	6.31
	1053_C	IS Business Analyst-Senior	4,981	B	6,268	1.00	1.00
	1820_C	Junior Administrative Analyst	3,056	B	3,716	1.00	1.00
	1823_C	Senior Administrative Analyst	4,686	B	5,695	1.00	1.00
	1824_C	Principal Administrative Analyst	5,425	B	6,595	1.00	1.00
	1842_C	Management Assistant	3,703	B	4,498	1.00	1.00
	5201_C	Junior Engineer	4,293	B	5,217	0.00	0.00
	5203_C	Assistant Engineer	4,845	B	5,891	7.00	7.00
	5207_C	Associate Engineer	5,748	B	6,988	7.00	7.00
	5211_C	Engineer/Architect/Landscape Architect Senior	7,562	B	9,188	3.00	3.00
	5241_C	Engineer	6,531	B	7,939	4.00	4.00
	5288_C	Transportation Planner II	4,110	B	4,994	1.00	1.00
	5289_C	Transportation Planner III	4,878	B	5,928	1.00	1.00
	5290_C	Transportation Planner IV	5,784	B	7,027	1.00	1.00
	5502_C	Project Manager I	7,324	B	7,324	1.00	1.00
	5506_C	Project Manager III	10,288	B	10,288	2.00	2.00
	6318_C	Construction Inspector	4,666	B	5,672	1.00	1.00
	7258_C	Maintenance Machinist Supervisor I	6,352	B	6,352	0.00	0.00
	7318_C	Electronic Maintenance Technician	5,179	B	6,293	2.00	2.00
	7371_C	Electrical Transit System Mechanic	4,059	B	4,932	4.00	4.00
	7380_C	Electrical Transit Mechanic, Assistant Supervisor	4,608	B	5,602	1.00	1.00
	9139_C	Transit Supervisor	4,190	B	5,093	0.00	0.00
	9174_C	Manager IV, MTA	5,995	B	7,652	0.00	0.00
	9177_C	Manager III, MTA	5,560	B	7,096	0.00	0.00
	9182_C	Manager VIII, MTA	7,983	B	10,186	0.00	0.00
	9195_C	Light Rail Vehicle Equipment Engineer	6,222	B	7,567	1.00	1.00
	9196_C	Senior Light Rail Vehicle Equipment Engineer	7,204	B	8,757	1.00	1.00
<b>138753 Division Total</b>						<b>4,507.06</b>	<b>4,506.31</b>

## Division: 139648 - MTAAW Agency-wide

22265 MTA OH OPR AGENCYWIDE NEW	1041_C	IS Engineer-Assistant	4,817	B	6,058	0.00	0.00
	1042_C	IS Engineer-Journey	5,334	B	6,709	0.00	0.00
	1043_C	IS Engineer-Senior	5,911	B	7,438	0.00	0.00
	1044_C	IS Engineer-Principal	6,359	B	7,999	0.00	0.00
	1051_C	IS Business Analyst-Assistant	3,716	B	4,675	0.00	0.00
	1052_C	IS Business Analyst	4,303	B	5,413	0.00	0.00
	1053_C	IS Business Analyst-Senior	4,981	B	6,268	0.00	0.00
	1054_C	IS Business Analyst-Principal	5,769	B	7,257	0.00	0.00
	1094_C	IT Operations Support Administrator IV	4,949	B	6,131	0.00	0.00
	1202_C	Personnel Clerk	2,769	B	3,363	0.00	0.00
	1204_C	Senior Personnel Clerk	3,203	B	3,894	0.00	0.00
	1230_C	Instructional Designer	4,666	B	5,672	0.00	0.00

Fund	HCM Job Class	Job Class Title	Low	Type	High	2025-2026 FTE	2026-2027 FTE
	1232_C	Training Officer	4,231	B	5,144	0.00	0.00
	1310_C	Public Relations Assistant	2,802	B	3,403	0.00	0.00
	1312_C	Public Information Officer	3,711	B	4,508	0.00	0.00
	1408_C	Principal Clerk	3,403	B	4,139	0.00	0.00
	1632_C	Senior Account Clerk	3,090	B	3,753	0.00	0.00
	1634_C	Principal Account Clerk	3,490	B	4,241	0.00	0.00
	1657_C	Accountant IV	5,423	B	6,590	0.00	0.00
	1704_C	Communications Dispatcher I	2,747	B	3,338	0.00	0.00
	1820_C	Junior Administrative Analyst	3,056	B	3,716	0.00	0.00
	1822_C	Administrative Analyst	4,019	B	4,887	0.00	0.00
	1823_C	Senior Administrative Analyst	4,686	B	5,695	0.00	0.00
	1842_C	Management Assistant	3,703	B	4,498	0.00	0.00
	1844_C	Senior Management Assistant	4,241	B	5,156	0.00	0.00
	1931_C	Senior Parts Storekeeper	3,321	B	4,041	0.00	0.00
	2719_C	Janitorial Services Assistant Supervisor	3,412	B	4,150	0.00	0.00
	5203_C	Assistant Engineer	4,845	B	5,891	0.00	0.00
	5211_C	Engineer/Architect/Landscape Architect Senior	7,562	B	9,188	0.00	0.00
	5241_C	Engineer	6,531	B	7,939	0.00	0.00
	5277_C	Planner I	3,382	B	4,110	0.00	0.00
	5288_C	Transportation Planner II	4,110	B	4,994	0.00	0.00
	5289_C	Transportation Planner III	4,878	B	5,928	0.00	0.00
	5290_C	Transportation Planner IV	5,784	B	7,027	0.00	0.00
	5366_C	Engineering Associate II	4,423	B	5,377	0.00	0.00
	5502_C	Project Manager I	7,324	B	7,324	0.00	0.00
	5504_C	Project Manager II	8,475	B	8,475	0.00	0.00
	5506_C	Project Manager III	10,288	B	10,288	0.00	0.00
	6318_C	Construction Inspector	4,666	B	5,672	0.00	0.00
	7215_C	General Laborer Supervisor I	3,312	B	4,024	0.00	0.00
	7241_C	Senior Maintenance Controller	6,564	B	6,564	0.00	0.00
	7249_C	Automotive Mechanic Supervisor I	6,107	B	6,107	0.00	0.00
	7251_C	Track Maintenance Worker Supervisor I	4,315	B	5,246	0.00	0.00
	7256_C	Electric Motor Repair Supervisor I	5,126	B	6,231	0.00	0.00
	7309_C	Car And Auto Painter	4,654	B	4,654	0.00	0.00
	7318_C	Electronic Maintenance Technician	5,179	B	6,293	0.00	0.00
	7319_C	Electric Motor Repairer	4,017	B	4,885	0.00	0.00
	7328_C	Operating Engineer, Universal	4,336	B	5,270	0.00	0.00
	7334_C	Stationary Engineer	4,938	B	4,938	0.00	0.00
	7340_C	Maintenance Controller	5,490	B	5,490	0.00	0.00
	7345_C	Electrician	4,712	B	5,728	0.00	0.00
	7355_C	Truck Driver	3,595	B	4,576	0.00	0.00
	7365_C	Senior Power House Operator	4,494	B	5,461	0.00	0.00
	7366_C	Transit Power Line Worker	6,016	B	6,471	0.00	0.00
	7371_C	Electical Transit System Mechanic	4,059	B	4,932	0.00	0.00
	7381_C	Automotive Mechanic	4,558	B	4,558	0.00	0.00

Fund	HCM Job Class	Job Class Title	Low	Type	High	2025-2026 FTE	2026-2027 FTE
	7382_C	Automotive Mechanic Assistant Supervisor	5,490	B	5,490	0.00	0.00
	7390_C	Welder	4,113	B	4,996	0.00	0.00
	7410_C	Automotive Service Worker	3,022	B	3,671	0.00	0.00
	7430_C	Assistant Electronic Maintenance Technician	4,473	B	5,438	0.00	0.00
	7432_C	Electrical Line Helper	3,703	B	4,498	0.00	0.00
	7434_C	Maintenance Machinist Helper	3,070	B	3,726	0.00	0.00
	7444_C	Parking Meter Repairer	3,396	B	4,129	0.00	0.00
	7457_C	Sign Worker	3,110	B	3,781	0.00	0.00
	7514_C	General Laborer	2,933	B	3,566	0.00	0.00
	7540_C	Track Maintenance Worker	3,137	B	3,815	0.00	0.00
	8214_C	Parking Control Officer	2,700	B	3,800	0.00	0.00
	8216_C	Senior Parking Control Officer	3,230	B	4,546	0.00	0.00
	9102_C	Transit Car Cleaner	2,912	B	3,539	0.00	0.00
	9104_C	Transit Car Cleaner Assistant Supervisor	3,195	B	3,883	0.00	0.00
	9126_C	Transit Traffic Checker	3,212	B	3,904	0.00	0.00
	9131_C	Station Agent, Municipal Railway	3,824	B	4,649	0.00	0.00
	9139_C	Transit Supervisor	4,190	B	5,093	0.00	0.00
	9144_C	Investigator, Taxi and Accessible Services	4,273	B	5,192	0.00	0.00
	9160_C	Transportation Operations Specialist	5,533	B	6,726	0.00	0.00
	9166_C	Transit Ambassador	2,394	B	2,904	0.00	0.00
	9174_C	Manager IV, MTA	5,995	B	7,652	0.00	0.00
	9179_C	Manager V, MTA	6,436	B	8,212	0.00	0.00
	9183_C	Deputy Dir I, MTA	8,483	B	10,823	0.00	0.00
<b>139648 Division Total</b>						<b>0.00</b>	<b>0.00</b>

## Division: 149678 - MTASA Safety

22260	MTA TS Op Annual Account Ctrl	1406_C	Senior Clerk	2,579	B	3,800	3.00	3.00
		1452_C	Executive Secretary II	3,744	B	4,553	1.00	1.00
		1820_C	Junior Administrative Analyst	3,056	B	3,716	1.00	1.00
		1823_C	Senior Administrative Analyst	4,686	B	5,695	1.00	1.00
		1840_C	Junior Management Assistant	3,259	B	3,963	1.00	1.00
		5177_C	Safety Officer	6,012	B	7,307	0.00	0.00
		6130_C	Safety Analyst	5,453	B	6,628	4.00	4.00
		6138_C	Industrial Hygienist	5,453	B	6,628	1.00	1.00
		9172_C	Manager II, MTA	5,176	B	6,609	0.00	0.00
		9174_C	Manager IV, MTA	5,995	B	7,652	3.00	3.00
		9179_C	Manager V, MTA	6,436	B	8,212	0.00	0.00
		9183_C	Deputy Dir I, MTA	8,483	B	10,823	1.00	1.00
		9520_C	Transportation Safety Specialist	5,208	B	6,332	8.00	8.00
		TEMPM_E	Temporary - Miscellaneous	5,251	B	5,251	3.39	3.39
149678 Division Total							27.39	27.39

## Division: 175644 - MTACO Communications

22265	MTA OH OPR AGENCYWIDE NEW	1052_C	IS Business Analyst	4,303	B	5,413	1.00	1.00
-------	---------------------------	--------	---------------------	-------	---	-------	------	------

Fund	HCM Job Class	Job Class Title	Low	Type	High	2025-2026 FTE	2026-2027 FTE
	1054_C	IS Business Analyst-Principal	5,769	B	7,257	2.00	2.00
	1310_C	Public Relations Assistant	2,802	B	3,403	2.00	2.00
	1312_C	Public Information Officer	3,711	B	4,508	6.00	6.00
	1314_C	Public Relations Officer	4,423	B	5,377	9.00	9.00
	1452_C	Executive Secretary II	3,744	B	4,553	1.00	1.00
	1770_C	Photographer	3,027	B	3,682	1.00	1.00
	1820_C	Junior Administrative Analyst	3,056	B	3,716	0.00	0.00
	1822_C	Administrative Analyst	4,019	B	4,887	1.00	1.00
	1823_C	Senior Administrative Analyst	4,686	B	5,695	0.00	0.00
	1824_C	Principal Administrative Analyst	5,425	B	6,595	1.00	1.00
	1840_C	Junior Management Assistant	3,259	B	3,963	2.00	2.00
	1842_C	Management Assistant	3,703	B	4,498	1.00	1.00
	1844_C	Senior Management Assistant	4,241	B	5,156	1.00	1.00
	5320_C	Illustrator And Art Designer	3,819	B	4,642	1.00	1.00
	5330_C	Graphics Supervisor	4,011	B	4,878	1.00	1.00
	9124_C	Senior Transit Information Clerk	3,291	B	4,002	1.00	1.00
	9172_C	Manager II, MTA	5,176	B	6,609	0.00	0.00
	9174_C	Manager IV, MTA	5,995	B	7,652	1.00	1.00
	9177_C	Manager III, MTA	5,560	B	7,096	0.00	0.00
	9179_C	Manager V, MTA	6,436	B	8,212	2.00	2.00
	9181_C	Manager VII, MTA	7,450	B	9,510	1.00	1.00
	TEMPM_E	Temporary - Miscellaneous	5,251	B	5,251	0.54	0.54
22305 MTA TS OPR PROJ SUP-PSF NEW	1054_C	IS Business Analyst-Principal	5,769	B	7,257	0.00	0.00
	1310_C	Public Relations Assistant	2,802	B	3,403	1.00	1.00
	1312_C	Public Information Officer	3,711	B	4,508	4.00	4.00
	1314_C	Public Relations Officer	4,423	B	5,377	2.00	2.00
	5320_C	Illustrator And Art Designer	3,819	B	4,642	2.00	2.00
	5330_C	Graphics Supervisor	4,011	B	4,878	1.00	1.00
	5408_C	Coordinator of Citizen Involvement	5,156	B	6,264	3.00	3.00
<b>175644 Division Total</b>						<b>48.54</b>	<b>48.54</b>

## Division: 175658 - MTATZ Taxi &amp; Accessible Svc

22260 MTA TS Op Annual Account Ctrl	1444_C	Secretary I	2,702	B	3,285	1.00	1.00
	1822_C	Administrative Analyst	4,019	B	4,887	1.00	1.00
	5288_C	Transportation Planner II	4,110	B	4,994	2.00	2.00
	5289_C	Transportation Planner III	4,878	B	5,928	3.00	3.00
	5290_C	Transportation Planner IV	5,784	B	7,027	2.00	2.00
	9124_C	Senior Transit Information Clerk	3,291	B	4,002	0.00	0.00
	9179_C	Manager V, MTA	6,436	B	8,212	0.00	0.00
	9508_C	Principal Permit and Citation Clerk	3,774	B	4,586	1.00	1.00
	TEMPM_E	Temporary - Miscellaneous	5,251	B	5,251	1.15	1.15
22305 MTA TS OPR PROJ SUP-PSF NEW	5290_C	Transportation Planner IV	5,784	B	7,027	1.00	1.00
	6335_C	Disability Access Coordinator	7,096	B	8,625	1.00	1.00
22330 MTA TS OPR ANNUAL-STA	1822_C	Administrative Analyst	4,019	B	4,887	0.00	0.00
	5289_C	Transportation Planner III	4,878	B	5,928	0.00	0.00

Fund	HCM Job Class	Job Class Title	Low	Type	High	2025-2026 FTE	2026-2027 FTE
22870 MTA SS Op Annual Account Ctrl	1406_C	Senior Clerk	2,579	B	3,800	1.00	1.00
	1450_C	Executive Secretary I	3,403	B	4,139	1.00	1.00
	1820_C	Junior Administrative Analyst	3,056	B	3,716	0.00	0.00
	1823_C	Senior Administrative Analyst	4,686	B	5,695	1.00	1.00
	1824_C	Principal Administrative Analyst	5,425	B	6,595	2.00	2.00
	1844_C	Senior Management Assistant	4,241	B	5,156	1.00	1.00
	5289_C	Transportation Planner III	4,878	B	5,928	1.00	1.00
	9144_C	Investigator, Taxi and Accessible Services	4,273	B	5,192	7.00	7.00
	9172_C	Manager II, MTA	5,176	B	6,609	1.00	1.00
	9174_C	Manager IV, MTA	5,995	B	7,652	3.00	3.00
	9183_C	Deputy Dir I, MTA	8,483	B	10,823	1.00	1.00
	9504_C	Permit and Citation Clerk	3,157	B	3,840	2.00	2.00
	TEMPM_E	Temporary - Miscellaneous	5,251	B	5,251	1.02	1.02
<b>175658 Division Total</b>						<b>35.17</b>	<b>35.17</b>

## Division: 210685 - MTA ST Chief Strategy Office

22260 MTA TS Op Annual Account Ctrl	1406_C	Senior Clerk	2,579	B	3,800	2.00	2.00
	1410_C	Chief Clerk	3,905	B	4,745	1.00	1.00
	1823_C	Senior Administrative Analyst	4,686	B	5,695	1.00	1.00
	1840_C	Junior Management Assistant	3,259	B	3,963	1.00	1.00
	1842_C	Management Assistant	3,703	B	4,498	1.00	1.00
	1844_C	Senior Management Assistant	4,241	B	5,156	1.00	1.00
	2708_C	Custodian	2,599	B	3,157	66.00	66.00
	2716_C	Custodial Assistant Supervisor	2,856	B	3,473	3.00	3.00
	2719_C	Janitorial Services Assistant Supervisor	3,412	B	4,150	1.00	1.00
	3417_C	Gardener	3,034	B	3,692	3.00	3.00
	5290_C	Transportation Planner IV	5,784	B	7,027	1.00	1.00
	7120_C	Buildings And Grounds Maintenance Superintendent	7,189	B	7,189	0.00	0.00
	7205_C	Chief Stationary Engineer	6,264	B	6,264	1.00	1.00
	7219_C	Maintenance Scheduler	3,490	B	4,241	0.00	0.00
	7236_C	Locksmith Supervisor I	5,006	B	6,085	1.00	1.00
	7238_C	Electrician Supervisor I	5,278	B	6,416	1.00	1.00
	7263_C	Maintenance Manager	5,494	B	6,676	1.00	1.00
	7334_C	Stationary Engineer	4,938	B	4,938	8.00	8.00
	7335_C	Senior Stationary Engineer	5,596	B	5,596	3.00	3.00
	7342_C	Locksmith	4,057	B	4,932	2.00	2.00
	7344_C	Carpenter	4,057	B	4,932	2.00	2.00
	7345_C	Electrician	4,712	B	5,728	3.00	3.00
	7347_C	Plumber	4,720	B	5,739	2.00	2.00
	7376_C	Sheet Metal Worker	4,655	B	5,659	1.00	1.00
	7501_C	Environmental Service Worker	2,174	B	2,857	0.00	0.00
	7514_C	General Laborer	2,933	B	3,566	2.00	2.00
	8121_C	Transit Fare Inspector Supervisor/ Investigator	4,027	B	4,900	10.00	10.00

Fund	HCM Job Class	Job Class Title	Low	Type	High	2025-2026 FTE	2026-2027 FTE	
22265	MTA OH OPR AGENCYWIDE NEW	9124_C	Senior Transit Information Clerk	3,291	B	4,002	2.00	2.00
		9132_C	Transit Fare Inspector	3,220	B	3,915	76.00	76.00
		9166_C	Transit Ambassador	2,394	B	2,904	12.00	12.00
		9167_C	Transit Ambassador Supervisor I	2,769	B	3,364	4.00	4.00
		9172_C	Manager II, MTA	5,176	B	6,609	3.00	3.00
		9174_C	Manager IV, MTA	5,995	B	7,652	1.00	1.00
		9179_C	Manager V, MTA	6,436	B	8,212	1.00	1.00
		9910_C	Public Service Trainee		B		23.00	23.00
		1374_C	Special Assistant XV	6,282	B	7,634	2.00	2.00
		1452_C	Executive Secretary II	3,744	B	4,553	0.00	0.00
		1820_C	Junior Administrative Analyst	3,056	B	3,716	1.00	1.00
		1822_C	Administrative Analyst	4,019	B	4,887	1.00	1.00
		1823_C	Senior Administrative Analyst	4,686	B	5,695	4.00	4.00
		1824_C	Principal Administrative Analyst	5,425	B	6,595	4.00	4.00
		1840_C	Junior Management Assistant	3,259	B	3,963	1.00	1.00
		1844_C	Senior Management Assistant	4,241	B	5,156	1.00	1.00
		5290_C	Transportation Planner IV	5,784	B	7,027	0.00	0.00
		9163_C	Transit Operator	2,447	B	3,766	0.00	0.00
		9174_C	Manager IV, MTA	5,995	B	7,652	1.00	1.00
		9177_C	Manager III, MTA	5,560	B	7,096	1.00	1.00
		9179_C	Manager V, MTA	6,436	B	8,212	0.00	0.00
		9180_C	Manager VI, MTA	6,940	B	8,858	2.00	2.00
		9181_C	Manager VII, MTA	7,450	B	9,510	0.00	0.00
		9182_C	Manager VIII, MTA	7,983	B	10,186	1.00	1.00
22305	MTA TS OPR PROJ SUP-PSF NEW	1054_C	IS Business Analyst-Principal	5,769	B	7,257	1.00	1.00
		1822_C	Administrative Analyst	4,019	B	4,887	1.00	1.00
		5502_C	Project Manager I	7,324	B	7,324	1.00	1.00
		5504_C	Project Manager II	8,475	B	8,475	3.00	3.00
		5506_C	Project Manager III	10,288	B	10,288	1.00	1.00
		7345_C	Electrician	4,712	B	5,728	1.00	1.00
		9151_C	Real Estate Development Manager, SFMTA	5,784	B	7,027	1.00	1.00
		9179_C	Manager V, MTA	6,436	B	8,212	0.00	0.00
		9181_C	Manager VII, MTA	7,450	B	9,510	0.00	0.00
		9772_C	Community Development Specialist	3,807	B	4,630	1.00	1.00
210685 Division Total						269.00	269.00	

## Division: 210855 - MTAOC Office of Civil Rights

22260	MTA TS Op Annual Account Ctrl	1241_C Human Resources Analyst	3,674	B	5,410	4.00	4.00
		1244_C Senior Human Resources Analyst	5,195	B	6,310	1.00	1.00
		1822_C Administrative Analyst	4,019	B	4,887	2.00	2.00
		1823_C Senior Administrative Analyst	4,686	B	5,695	2.00	2.00
		1824_C Principal Administrative Analyst	5,425	B	6,595	1.00	1.00
		1840_C Junior Management Assistant	3,259	B	3,963	0.00	0.00
		1942_C Assistant Materials Coordinator	4,573	B	5,560	4.00	4.00



Fund	HCM Job Class	Job Class Title	Low	Type	High	2025-2026 FTE	2026-2027 FTE
22265 MTA OH OPR AGENCYWIDE NEW	1950_C	Assistant Purchaser	3,157	B	3,840	6.00	6.00
	9174_C	Manager IV, MTA	5,995	B	7,652	1.00	1.00
	1230_C	Instructional Designer	4,666	B	5,672	1.00	1.00
	1232_C	Training Officer	4,231	B	5,144	1.00	1.00
	1244_C	Senior Human Resources Analyst	5,195	B	6,310	2.00	2.00
	1312_C	Public Information Officer	3,711	B	4,508	0.00	0.00
	1374_C	Special Assistant XV	6,282	B	7,634	1.00	1.00
	1822_C	Administrative Analyst	4,019	B	4,887	2.00	2.00
	1823_C	Senior Administrative Analyst	4,686	B	5,695	1.00	1.00
	1824_C	Principal Administrative Analyst	5,425	B	6,595	1.00	1.00
	1842_C	Management Assistant	3,703	B	4,498	1.00	1.00
	5408_C	Coordinator of Citizen Involvement	5,156	B	6,264	1.00	1.00
	9174_C	Manager IV, MTA	5,995	B	7,652	4.00	4.00
	9177_C	Manager III, MTA	5,560	B	7,096	1.00	1.00
22305 MTA TS OPR PROJ SUP-PSF NEW	9180_C	Manager VI, MTA	6,940	B	8,858	0.00	0.00
	9183_C	Deputy Dir I, MTA	8,483	B	10,823	1.00	1.00
	9187_C	Deputy Dir II, MTA	9,032	B	11,524	1.00	1.00
	1233_C	Equal Employment Opportunity Programs Specialist	4,447	B	5,410	1.00	1.00
	1446_C	Secretary II	3,127	B	3,800	1.00	1.00
	1450_C	Executive Secretary I	3,403	B	4,139	2.00	2.00
	1822_C	Administrative Analyst	4,019	B	4,887	3.00	3.00
	1823_C	Senior Administrative Analyst	4,686	B	5,695	4.00	4.00
	1824_C	Principal Administrative Analyst	5,425	B	6,595	8.00	8.00
	1825_C	Principal Administrative Analyst II	5,940	B	7,224	4.00	4.00
	1840_C	Junior Management Assistant	3,259	B	3,963	1.00	1.00
	2978_C	Contract Compliance Officer II	5,967	B	7,254	5.00	5.00
	2992_C	Contract Compliance Officer I	4,553	B	5,534	3.00	3.00
	5211_C	Engineer/Architect/Landscape Architect Senior	7,562	B	9,188	1.00	1.00
	5212_C	Engineer/Architect Principal	8,776	B	10,667	1.00	1.00
	9172_C	Manager II, MTA	5,176	B	6,609	1.00	1.00
	9174_C	Manager IV, MTA	5,995	B	7,652	2.00	2.00
	9177_C	Manager III, MTA	5,560	B	7,096	1.00	1.00
	9179_C	Manager V, MTA	6,436	B	8,212	1.00	1.00
	9181_C	Manager VII, MTA	7,450	B	9,510	0.00	0.00
	9182_C	Manager VIII, MTA	7,983	B	10,186	0.00	0.00
<b>210855 Division Total</b>						<b>78.00</b>	<b>78.00</b>
<b>MTA Department Total</b>						<b>6,436.85</b>	<b>6,435.57</b>

**Department: MYR Mayor**

Fund	HCM Job Class	Job Class Title	Low	Type	High	2025-2026 FTE	2026-2027 FTE
Division: 232055 - MYR Office Of The Mayor							
10000 GF Annual Account Ctrl	0884_C	Mayoral Staff IV	2,723	B	3,306	4.00	4.00
	0885_C	Mayoral Staff V	2,843	B	3,455	1.00	1.00
	0886_C	Mayoral Staff VI	3,044	B	3,701	1.00	1.00
	0887_C	Mayoral Staff VII	3,273	B	3,978	3.00	3.00
	0889_C	Mayoral Staff IX	3,790	B	4,607	3.00	3.00
	0890_C	Mayoral Staff X	4,094	B	4,977	1.00	1.00
	0891_C	Mayoral Staff XI	4,410	B	5,365	3.00	3.00
	0892_C	Mayoral Staff XII	4,742	B	5,761	2.00	2.00
	0901_C	Mayoral Staff XIII	5,119	B	6,534	5.00	5.00
	0902_C	Mayoral Staff XIV	5,486	B	7,003	8.00	8.00
	0903_C	Mayoral Staff XV	5,924	B	7,561	1.00	1.00
	0904_C	Mayoral Staff XVI	6,352	B	8,106	1.00	1.00
	0905_C	Mayoral Staff XVII	6,858	B	8,751	4.00	4.00
	1190_C	Mayor	15,057	B	15,057	1.00	1.00
	9920_C	Public Service Aide - Assistant To Professionals	2,112	B	2,112	0.75	0.75
	TEMPM_E	Temporary - Miscellaneous	5,251	B	5,251	1.07	1.07
10020 GF Continuing Authority Ctrl	0903_C	Mayoral Staff XV	5,924	B	7,561	0.50	0.50
10060 GF Work Order	0884_C	Mayoral Staff IV	2,723	B	3,306	1.00	1.00
	0889_C	Mayoral Staff IX	3,790	B	4,607	3.00	3.00
	0901_C	Mayoral Staff XIII	5,119	B	6,534	1.00	1.00
	0902_C	Mayoral Staff XIV	5,486	B	7,003	1.00	1.00
	0903_C	Mayoral Staff XV	5,924	B	7,561	2.00	2.00
	0904_C	Mayoral Staff XVI	6,352	B	8,106	1.00	1.00
	0905_C	Mayoral Staff XVII	6,858	B	8,751	1.00	1.00
12550 SR Grants; GSF Continuing	0903_C	Mayoral Staff XV	5,924	B	7,561	0.50	0.50
	0904_C	Mayoral Staff XVI	6,352	B	8,106	1.00	1.00
<b>232055 Division Total</b>						<b>51.82</b>	<b>51.82</b>

## Division: 232065 - MYR Housing &amp; Community Dev

10000 GF Annual Account Ctrl	9774_C	Senior Community Development Specialist I	4,411	B	5,361	1.00	1.00
	9775_C	Senior Community Development Specialist II	5,229	B	6,357	1.00	1.00
10010 GF Annual Authority Ctrl	0890_C	Mayoral Staff X	4,094	B	4,977	0.00	0.00
	0891_C	Mayoral Staff XI	4,410	B	5,365	0.00	0.00
	0931_C	Manager III	5,995	B	7,652	1.00	1.00
	0933_C	Manager V	6,940	B	8,858	1.00	1.00
	0943_C	Manager VIII	9,032	B	11,524	1.00	1.00
	1823_C	Senior Administrative Analyst	4,686	B	5,695	1.00	1.00
	1825_C	Principal Administrative Analyst II	5,940	B	7,224	1.00	1.00
	9772_C	Community Development Specialist	3,807	B	4,630	3.00	3.00

Fund		HCM Job Class	Job Class Title	Low	Type	High	2025-2026 FTE	2026-2027 FTE
10020	GF Continuing Authority Ctrl	9774_C	Senior Community Development Specialist I	4,411	B	5,361	3.00	3.00
		9775_C	Senior Community Development Specialist II	5,229	B	6,357	1.50	1.50
		TEMPM_E	Temporary - Miscellaneous	5,251	B	5,251	4.62	4.62
		0922_C	Manager I	5,176	B	6,609	1.00	0.00
		1824_C	Principal Administrative Analyst	5,425	B	6,595	0.00	0.00
		9770_C	Community Development Assistant	3,027	B	3,682	0.00	0.00
		9772_C	Community Development Specialist	3,807	B	4,630	0.00	0.00
10060	GF Work Order	9775_C	Senior Community Development Specialist II	5,229	B	6,357	0.00	0.00
		0903_C	Mayoral Staff XV	5,924	B	7,561	1.00	1.00
		1657_C	Accountant IV	5,423	B	6,590	1.00	1.00
10580	SR Citywide Affordable Housing	0903_C	Mayoral Staff XV	5,924	B	7,561	0.60	0.60
		0905_C	Mayoral Staff XVII	6,858	B	8,751	0.12	0.12
		1657_C	Accountant IV	5,423	B	6,590	1.00	1.00
		9770_C	Community Development Assistant	3,027	B	3,682	1.00	1.00
		9772_C	Community Development Specialist	3,807	B	4,630	1.00	1.00
		9774_C	Senior Community Development Specialist I	4,411	B	5,361	0.34	0.34
		9775_C	Senior Community Development Specialist II	5,229	B	6,357	0.15	0.15
10770	SR Neighborhood Dev-Grants	TEMPM_E	Temporary - Miscellaneous	5,251	B	5,251	0.29	0.29
		0903_C	Mayoral Staff XV	5,924	B	7,561	7.30	7.30
		0904_C	Mayoral Staff XVI	6,352	B	8,106	6.00	6.00
		0905_C	Mayoral Staff XVII	6,858	B	8,751	1.88	1.88
		0922_C	Manager I	5,176	B	6,609	1.00	1.00
		0923_C	Manager II	5,560	B	7,096	1.00	1.00
		1053_C	IS Business Analyst-Senior	4,981	B	6,268	1.00	1.00
		1362_C	Special Assistant III	2,623	B	3,189	1.00	1.00
		1634_C	Principal Account Clerk	3,490	B	4,241	1.00	1.00
		1652_C	Accountant II	3,874	B	4,706	1.00	1.00
		1657_C	Accountant IV	5,423	B	6,590	2.00	2.00
		1823_C	Senior Administrative Analyst	4,686	B	5,695	1.00	1.00
		1824_C	Principal Administrative Analyst	5,425	B	6,595	1.00	1.00
		1844_C	Senior Management Assistant	4,241	B	5,156	1.00	1.00
		9770_C	Community Development Assistant	3,027	B	3,682	0.00	0.00
		9772_C	Community Development Specialist	3,807	B	4,630	6.00	6.00
		9774_C	Senior Community Development Specialist I	4,411	B	5,361	17.96	17.96
		9775_C	Senior Community Development Specialist II	5,229	B	6,357	25.15	25.15
10795	SR Housing Trust Fund	0890_C	Mayoral Staff X	4,094	B	4,977	1.00	1.00
		0891_C	Mayoral Staff XI	4,410	B	5,365	2.00	2.00
		0903_C	Mayoral Staff XV	5,924	B	7,561	2.00	2.00
		1824_C	Principal Administrative Analyst	5,425	B	6,595	1.00	1.00
		9770_C	Community Development Assistant	3,027	B	3,682	1.00	1.00

Fund		HCM Job Class	Job Class Title	Low	Type	High	2025-2026 FTE	2026-2027 FTE
10870	SR Seismic Safety-UMB Bonds	9772_C	Community Development Specialist	3,807	B	4,630	5.00	5.00
		9774_C	Senior Community Development Specialist I	4,411	B	5,361	6.00	6.00
		9775_C	Senior Community Development Specialist II	5,229	B	6,357	4.00	4.00
		TEMPM_E	Temporary - Miscellaneous	5,251	B	5,251	1.15	1.15
		0903_C	Mayoral Staff XV	5,924	B	7,561	0.10	0.10
		9774_C	Senior Community Development Specialist I	4,411	B	5,361	0.70	0.70
		9775_C	Senior Community Development Specialist II	5,229	B	6,357	0.20	0.20
11802	SR Culture & Rec Hotel Tax	9772_C	Community Development Specialist	3,807	B	4,630	1.00	1.00
		9775_C	Senior Community Development Specialist II	5,229	B	6,357	1.00	1.00
14190	SR Low-mod Inc Housing NonBond	9772_C	Community Development Specialist	3,807	B	4,630	1.00	1.00
		9774_C	Senior Community Development Specialist I	4,411	B	5,361	2.00	2.00
232065 Division Total							131.06	130.06
MYR Department Total							182.88	181.88

**Department: PDR Public Defender**

Fund		HCM Job Class	Job Class Title	Low	Type	High	2025-2026 FTE	2026-2027 FTE
Division: 232082 - PDR Public Defender								
10000	GF Annual Account Ctrl	0922_C	Manager I	5,176	B	6,609	1.00	1.00
		0931_C	Manager III	5,995	B	7,652	1.00	1.00
		0941_C	Manager VI	7,450	B	9,510	1.00	1.00
		1043_C	IS Engineer-Senior	5,911	B	7,438	2.00	2.00
		1053_C	IS Business Analyst-Senior	4,981	B	6,268	1.00	1.00
		1093_C	IT Operations Support Administrator III	4,068	B	5,044	0.00	0.00
		1094_C	IT Operations Support Administrator IV	4,949	B	6,131	4.00	4.00
		1203_C	Personnel Technician	3,357	B	4,083	1.00	1.00
		1222_C	Senior Payroll And Personnel Clerk	3,490	B	4,241	1.00	1.00
		1244_C	Senior Human Resources Analyst	5,195	B	6,310	1.00	1.00
		1312_C	Public Information Officer	3,711	B	4,508	1.00	1.00
		1314_C	Public Relations Officer	4,423	B	5,377	1.00	1.00
		1402_C	Junior Clerk	2,284	B	2,775	2.00	2.00
		1406_C	Senior Clerk	2,579	B	3,800	2.00	2.00
		1458_C	Legal Secretary I	3,630	B	4,411	0.00	0.00
		1632_C	Senior Account Clerk	3,090	B	3,753	1.00	1.00
		1670_C	Financial Systems Supervisor	6,307	B	7,667	1.00	1.00
		1823_C	Senior Administrative Analyst	4,686	B	5,695	1.00	1.00
		1824_C	Principal Administrative Analyst	5,425	B	6,595	1.00	1.00
		1825_C	Principal Administrative Analyst II	5,940	B	7,224	1.00	1.00
		2910_C	Social Worker	3,181	B	3,866	2.00	2.00
		2920_C	Medical Social Worker	4,286	B	5,208	1.00	1.00
		8106_C	Legal Process Clerk	2,702	B	3,285	10.00	9.00
		8108_C	Senior Legal Process Clerk	2,963	B	3,601	6.00	6.00
		8142_C	Public Defender's Investigator	4,293	B	5,218	11.00	11.00
		8143_C	Senior Public Defender's Investigator	4,666	B	5,672	13.00	13.00
		8173_C	Legal Assistant	3,840	B	4,666	30.50	28.00
		8177_C	Attorney (Civil/Criminal)	5,890	B	10,320	101.00	97.00
		8181_C	Assistant Chief Attorney I	9,577	B	11,641	3.00	3.00
		8182_C	Head Attorney, Civil And Criminal	9,122	B	11,086	15.00	15.00
		8193_C	Chief Attorney I (Civil & Criminal)	10,161	B	12,353	1.00	1.00
		8196_C	Public Defender	11,431	B	11,431	1.00	1.00
		8446_C	Court Alternative Specialist I	3,236	B	3,931	12.00	12.00
		8452_C	Criminal Justice Specialist II	4,411	B	5,361	6.00	6.00
		9775_C	Senior Community Development Specialist II	5,229	B	6,357	1.00	1.00
		TEMPM_E	Temporary - Miscellaneous	5,251	B	5,251	0.40	0.40
10020	GF Continuing Authority Ctrl	8173_C	Legal Assistant	3,840	B	4,666	1.00	1.00
		8177_C	Attorney (Civil/Criminal)	5,890	B	10,320	1.00	1.00
13730	SR Public Protection-Grant Oth	8177_C	Attorney (Civil/Criminal)	5,890	B	10,320	1.00	1.00
<b>232082 Division Total</b>							<b>240.90</b>	<b>233.40</b>

Fund	HCM Job Class	Job Class Title	Low	Type	High	2025-2026 FTE	2026-2027 FTE
PDR Department Total						240.90	233.40

**Department: POL Police**

Fund	HCM Job Class	Job Class Title	Low	Type	High	2025-2026 FTE	2026-2027 FTE
Division: 207909 - POL - SOB - Special Operations							
10000 GF Annual Account Ctrl	1406_C	Senior Clerk	2,579	B	3,800	1.00	1.00
	3310_C	Stable Attendant	2,579	B	3,136	6.00	6.00
	9209_C	Community Police Services Aide	3,115	B	3,789	2.00	2.00
	Q004_P	Police Officer III	4,954	B	6,314	157.00	157.00
	Q052_P	Sergeant III	7,331	B	7,331	21.00	21.00
	Q062_P	Lieutenant III	8,372	B	8,372	11.00	11.00
	Q082_P	Captain III	10,578	B	10,578	2.00	2.00
10060 GF Work Order	1406_C	Senior Clerk	2,579	B	3,800	1.00	1.00
	1824_C	Principal Administrative Analyst	5,425	B	6,595	1.00	1.00
	Q004_P	Police Officer III	4,954	B	6,314	19.00	19.00
	Q052_P	Sergeant III	7,331	B	7,331	3.00	3.00
	Q082_P	Captain III	10,578	B	10,578	2.00	2.00
<b>207909 Division Total</b>						<b>226.00</b>	<b>226.00</b>

## Division: 232086 - POL Admin

10000 GF Annual Account Ctrl	0114_E	Board/Commission Member, Group V		B		0.10	0.10
	0390_P	Chief of Police	16,017	B	16,017	1.00	1.00
	0395_P	Assistant Chief of Police	14,766	B	15,209	1.00	1.00
	0402_P	Deputy Chief III	14,261	B	14,261	1.00	1.00
	0490_P	Commander III	11,822	B	11,822	3.00	3.00
	0922_C	Manager I	5,176	B	6,609	7.00	7.00
	0931_C	Manager III	5,995	B	7,652	1.00	1.00
	0932_C	Manager IV	6,436	B	8,212	3.00	3.00
	0933_C	Manager V	6,940	B	8,858	3.00	3.00
	0952_C	Deputy Director II	5,995	B	7,652	1.00	1.00
	0953_C	Deputy Director III	7,450	B	9,510	4.00	4.00
	0954_C	Deputy Director IV	8,483	B	10,823	1.00	1.00
	0961_C	Department Head I	6,436	B	8,212	1.00	1.00
	1042_C	IS Engineer-Journey	5,334	B	6,709	2.00	2.00
	1043_C	IS Engineer-Senior	5,911	B	7,438	6.00	6.00
	1044_C	IS Engineer-Principal	6,359	B	7,999	2.00	2.00
	1052_C	IS Business Analyst	4,303	B	5,413	1.00	1.00
	1053_C	IS Business Analyst-Senior	4,981	B	6,268	2.00	2.00
	1054_C	IS Business Analyst-Principal	5,769	B	7,257	4.00	4.00
	1062_C	IS Programmer Analyst	3,898	B	4,902	2.00	2.00
	1063_C	IS Programmer Analyst-Senior	4,736	B	5,960	8.00	8.00
	1070_C	IS Project Director	6,359	B	7,999	3.00	3.00
	1092_C	IT Operations Support Administrator II	3,347	B	4,150	1.00	1.00
	1093_C	IT Operations Support Administrator III	4,068	B	5,044	4.00	4.00
	1094_C	IT Operations Support Administrator IV	4,949	B	6,131	5.00	5.00
	1203_C	Personnel Technician	3,357	B	4,083	2.00	2.00
	1209_C	Benefits Technician	2,927	B	3,560	1.00	1.00

Fund	HCM Job Class	Job Class Title	Low	Type	High	2025-2026 FTE	2026-2027 FTE
	1222_C	Senior Payroll And Personnel Clerk	3,490	B	4,241	5.00	5.00
	1226_C	Chief Payroll And Personnel Clerk	4,057	B	4,929	1.00	1.00
	1231_C	EEO Programs Senior Specialist	5,192	B	6,310	1.00	1.00
	1241_C	Human Resources Analyst	3,674	B	5,410	2.00	2.00
	1244_C	Senior Human Resources Analyst	5,195	B	6,310	6.00	6.00
	1250_C	Recruiter	4,900	B	5,954	2.00	2.00
	1310_C	Public Relations Assistant	2,802	B	3,403	1.00	1.00
	1406_C	Senior Clerk	2,579	B	3,800	34.00	34.00
	1408_C	Principal Clerk	3,403	B	4,139	1.00	1.00
	1410_C	Chief Clerk	3,905	B	4,745	2.00	2.00
	1446_C	Secretary II	3,127	B	3,800	2.00	2.00
	1452_C	Executive Secretary II	3,744	B	4,553	5.00	5.00
	1454_C	Executive Secretary III	4,069	B	4,945	1.00	1.00
	1630_C	Account Clerk	2,668	B	3,242	1.00	1.00
	1632_C	Senior Account Clerk	3,090	B	3,753	3.00	3.00
	1652_C	Accountant II	3,874	B	4,706	1.00	1.00
	1654_C	Accountant III	4,686	B	5,695	2.00	2.00
	1657_C	Accountant IV	5,423	B	6,590	1.00	1.00
	1766_C	Media Production Technician	2,950	B	3,583	3.00	3.00
	1822_C	Administrative Analyst	4,019	B	4,887	5.00	5.00
	1823_C	Senior Administrative Analyst	4,686	B	5,695	21.24	21.00
	1824_C	Principal Administrative Analyst	5,425	B	6,595	10.24	10.00
	1840_C	Junior Management Assistant	3,259	B	3,963	1.00	1.00
	1842_C	Management Assistant	3,703	B	4,498	7.00	7.00
	1844_C	Senior Management Assistant	4,241	B	5,156	5.00	5.00
	1934_C	Storekeeper	2,722	B	3,306	15.00	15.00
	1938_C	Stores And Equipment Assistant Supervisor	3,524	B	4,286	1.00	1.00
	1942_C	Assistant Materials Coordinator	4,573	B	5,560	11.00	11.00
	2230_C	Physician Specialist	8,812	B	12,716	1.00	1.00
	5177_C	Safety Officer	6,012	B	7,307	1.00	1.00
	7120_C	Buildings And Grounds Maintenance Superintendent	7,189	B	7,189	1.00	1.00
	7262_C	Maintenance Planner	6,283	B	6,283	1.00	1.00
	7410_C	Automotive Service Worker	3,022	B	3,671	5.00	5.00
	7412_C	Automotive Service Worker Assistant Supervisor	3,321	B	4,041	1.00	1.00
	8108_C	Senior Legal Process Clerk	2,963	B	3,601	12.48	12.00
	8139_C	Industrial Injury Investigator	3,537	B	4,301	1.00	1.00
	8173_C	Legal Assistant	3,840	B	4,666	25.00	25.00
	8177_C	Attorney (Civil/Criminal)	5,890	B	10,320	3.24	3.00
	8181_C	Assistant Chief Attorney I	9,577	B	11,641	1.00	1.00
	8253_C	Forensic Latent Examiner II	4,177	B	5,076	1.00	1.00
	8259_C	Criminalist I	3,876	B	4,710	1.00	1.00
	8260_C	Criminalist II	5,218	B	6,344	2.00	2.00



Fund		HCM Job Class	Job Class Title	Low	Type	High	2025-2026 FTE	2026-2027 FTE
10020	GF Continuing Authority Ctrl	8274_C	Police Cadet	2,071	B	2,270	1.00	1.00
		9209_C	Community Police Services Aide	3,115	B	3,789	13.00	13.00
		Q004_P	Police Officer III	4,954	B	6,314	82.50	82.50
		Q052_P	Sergeant III	7,331	B	7,331	34.00	34.00
		Q062_P	Lieutenant III	8,372	B	8,372	14.00	14.00
		Q082_P	Captain III	10,578	B	10,578	2.00	2.00
		TEMPM_E	Temporary - Miscellaneous	5,251	B	5,251	84.23	84.23
		1043_C	IS Engineer-Senior	5,911	B	7,438	3.00	3.00
		1044_C	IS Engineer-Principal	6,359	B	7,999	2.00	2.00
		1052_C	IS Business Analyst	4,303	B	5,413	1.00	1.00
		1053_C	IS Business Analyst-Senior	4,981	B	6,268	4.00	4.00
		1054_C	IS Business Analyst-Principal	5,769	B	7,257	5.00	5.00
		1063_C	IS Programmer Analyst-Senior	4,736	B	5,960	6.00	6.00
		1064_C	IS Programmer Analyst-Principal	5,515	B	6,937	1.00	1.00
10060	GF Work Order	1070_C	IS Project Director	6,359	B	7,999	1.00	1.00
		1054_C	IS Business Analyst-Principal	5,769	B	7,257	1.00	1.00
13350	Open Space & Park-Annual Proj	Q004_P	Police Officer III	4,954	B	6,314	0.00	0.00
13550	SR Public Protection-Grant	Q004_P	Police Officer III	4,954	B	6,314	0.00	0.00
13720	SR Public Protection-Grant Sta	0923_C	Manager II	5,560	B	7,096	1.00	1.00
		1823_C	Senior Administrative Analyst	4,686	B	5,695	2.00	2.00
232086 Division Total							535.03	533.83

## Division: 232091 - POL - FOB - Field Operations

10000	GF Annual Account Ctrl	0402_P	Deputy Chief III	14,261	B	14,261	3.00	3.00
		0490_P	Commander III	11,822	B	11,822	3.00	3.00
		0932_C	Manager IV	6,436	B	8,212	2.00	2.00
		0933_C	Manager V	6,940	B	8,858	1.00	1.00
		1043_C	IS Engineer-Senior	5,911	B	7,438	0.00	0.00
		1406_C	Senior Clerk	2,579	B	3,800	21.00	21.00
		1408_C	Principal Clerk	3,403	B	4,139	2.00	2.00
		1444_C	Secretary I	2,702	B	3,285	2.00	2.00
		1446_C	Secretary II	3,127	B	3,800	5.00	5.00
		1452_C	Executive Secretary II	3,744	B	4,553	1.00	1.00
		1770_C	Photographer	3,027	B	3,682	1.00	1.00
		1822_C	Administrative Analyst	4,019	B	4,887	2.00	2.00
		1823_C	Senior Administrative Analyst	4,686	B	5,695	4.00	4.00
		1842_C	Management Assistant	3,703	B	4,498	1.00	1.00
		2416_C	Laboratory Technician II	3,034	B	3,692	1.00	1.00
		5322_C	Graphic Artist	2,941	B	3,753	1.00	1.00
		7410_C	Automotive Service Worker	3,022	B	3,671	9.00	9.00
		8108_C	Senior Legal Process Clerk	2,963	B	3,601	2.00	2.00
		8217_C	Community Police Services Aide Supervisor	3,607	B	4,388	0.00	0.00
		8249_C	Fingerprint Technician I	2,941	B	3,576	5.00	5.00
		8252_C	Forensic Latent Examiner I	3,656	B	4,441	10.00	10.00

Fund		HCM Job Class	Job Class Title	Low	Type	High	2025-2026 FTE	2026-2027 FTE		
10010	GF Annual Authority Ctrl	8253_C	Forensic Latent Examiner II	4,177	B	5,076	6.00	6.00		
		8260_C	Criminalist II	5,218	B	6,344	19.24	19.00		
		8262_C	Criminalist III	6,663	B	8,099	7.00	7.00		
		8274_C	Police Cadet	2,071	B	2,270	14.00	14.00		
		9209_C	Community Police Services Aide	3,115	B	3,789	49.00	49.00		
		Q004_P	Police Officer III	4,954	B	6,314	1,251.00	1,251.00		
		Q052_P	Sergeant III	7,331	B	7,331	433.00	433.00		
		Q062_P	Lieutenant III	8,372	B	8,372	70.00	70.00		
		Q082_P	Captain III	10,578	B	10,578	22.00	22.00		
		1842_C	Management Assistant	3,703	B	4,498	1.00	1.00		
		10060	GF Work Order	8202_C	Security Guard	2,386	B	3,524	1.00	1.00
		13590	SR SFPD-Auto Fingerprint Id	0922_C	Manager I	5,176	B	6,609	1.00	1.00
				0933_C	Manager V	6,940	B	8,858	1.00	1.00
				0955_C	Deputy Director V	9,032	B	11,524	1.00	1.00
1043_C	IS Engineer-Senior			5,911	B	7,438	1.00	1.00		
TEMPM_E	Temporary - Miscellaneous			5,251	B	5,251	0.03	0.03		
232091 Division Total							1,953.27	1,953.03		
Division: 232104 - POL - Airport										
17960	AIR Op Annual Account Ctrl	0402_P	Deputy Chief III	14,261	B	14,261	1.00	1.00		
		0490_P	Commander III	11,822	B	11,822	1.00	1.00		
		1042_C	IS Engineer-Journey	5,334	B	6,709	1.00	1.00		
		1053_C	IS Business Analyst-Senior	4,981	B	6,268	1.00	1.00		
		1094_C	IT Operations Support Administrator IV	4,949	B	6,131	2.00	2.00		
		1222_C	Senior Payroll And Personnel Clerk	3,490	B	4,241	2.00	2.00		
		1224_C	Principal Payroll And Personnel Clerk	3,848	B	4,675	1.00	1.00		
		1406_C	Senior Clerk	2,579	B	3,800	3.00	3.00		
		1408_C	Principal Clerk	3,403	B	4,139	1.00	1.00		
		1450_C	Executive Secretary I	3,403	B	4,139	1.00	1.00		
		1452_C	Executive Secretary II	3,744	B	4,553	1.00	1.00		
		1823_C	Senior Administrative Analyst	4,686	B	5,695	2.00	2.00		
		1842_C	Management Assistant	3,703	B	4,498	3.00	3.00		
		1942_C	Assistant Materials Coordinator	4,573	B	5,560	1.00	1.00		
		8217_C	Community Police Services Aide Supervisor	3,607	B	4,388	16.00	16.00		
		9209_C	Community Police Services Aide	3,115	B	3,789	200.00	200.00		
		Q004_P	Police Officer III	4,954	B	6,314	188.00	188.00		
		Q052_P	Sergeant III	7,331	B	7,331	38.00	38.00		
		Q062_P	Lieutenant III	8,372	B	8,372	11.00	11.00		
		Q082_P	Captain III	10,578	B	10,578	3.00	3.00		
		TEMPM_E	Temporary - Miscellaneous	5,251	B	5,251	20.20	20.20		
232104 Division Total							497.20	497.20		
POL Department Total							3,211.50	3,210.06		

**Department: PRT Port**

Fund	HCM Job Class	Job Class Title	Low	Type	High	2025-2026 FTE	2026-2027 FTE
Division: 210648 - PRT Real Estate & Development							
23680	PRT-OP Annual Account Ctrl	0922_C Manager I	5,176	B	6,609	1.00	1.00
		0923_C Manager II	5,560	B	7,096	5.00	5.00
		0931_C Manager III	5,995	B	7,652	1.00	1.00
		0932_C Manager IV	6,436	B	8,212	2.00	2.00
		0933_C Manager V	6,940	B	8,858	1.00	1.00
		0953_C Deputy Director III	7,450	B	9,510	1.00	1.00
		1446_C Secretary II	3,127	B	3,800	2.00	2.00
		1823_C Senior Administrative Analyst	4,686	B	5,695	2.00	2.00
		1824_C Principal Administrative Analyst	5,425	B	6,595	1.00	1.00
		1842_C Management Assistant	3,703	B	4,498	1.00	1.00
		1844_C Senior Management Assistant	4,241	B	5,156	1.00	1.00
		4308_C Senior Collections Officer	3,445	B	4,190	1.00	1.00
		9386_C Senior Property Manager, Port	5,614	B	6,821	3.00	3.00
		9395_C Property Manager, Port	4,836	B	5,875	6.00	6.00
		TEMPM_E Temporary - Miscellaneous	5,251	B	5,251	0.74	0.74
<b>210648 Division Total</b>						<b>28.74</b>	<b>28.74</b>
Division: 232110 - PRT Planning & Environment							
23680	PRT-OP Annual Account Ctrl	0931_C Manager III	5,995	B	7,652	2.00	2.00
		0932_C Manager IV	6,436	B	8,212	2.00	2.00
		0953_C Deputy Director III	7,450	B	9,510	1.00	1.00
		1450_C Executive Secretary I	3,403	B	4,139	1.00	1.00
		5278_C Planner II	4,110	B	4,994	1.00	1.00
		5291_C Planner III	4,878	B	5,928	1.00	1.00
		5293_C Planner IV	5,784	B	7,027	2.00	2.00
		5299_C Planner IV-Environmental Review	5,784	B	7,027	2.00	2.00
		5620_C Regulatory Specialist	4,878	B	5,928	1.00	1.00
		TEMPM_E Temporary - Miscellaneous	5,251	B	5,251	0.00	0.00
<b>232110 Division Total</b>						<b>13.00</b>	<b>13.00</b>
Division: 232111 - PRT Maritime							
23680	PRT-OP Annual Account Ctrl	0931_C Manager III	5,995	B	7,652	1.00	1.00
		0932_C Manager IV	6,436	B	8,212	1.00	1.00
		0953_C Deputy Director III	7,450	B	9,510	1.00	1.00
		1408_C Principal Clerk	3,403	B	4,139	1.00	1.00
		1840_C Junior Management Assistant	3,259	B	3,963	1.00	1.00
		3232_C Marina Assistant	2,845	B	3,456	1.00	1.00
		9357_C Wharfinger I/II	3,789	B	5,875	5.00	5.00
		9393_C Maritime Marketing Representative	5,400	B	6,564	2.00	2.00
		TEMPM_E Temporary - Miscellaneous	5,251	B	5,251	0.52	0.52
24530	PRT-SBH Annual Authority Ctrl	0922_C Manager I	5,176	B	6,609	1.00	1.00
		1840_C Junior Management Assistant	3,259	B	3,963	2.00	2.00

Fund	HCM Job Class	Job Class Title	Low	Type	High	2025-2026 FTE	2026-2027 FTE
	1844_C	Senior Management Assistant	4,241	B	5,156	1.00	1.00
	3232_C	Marina Assistant	2,845	B	3,456	7.00	7.00
	3233_C	Marina Associate Manager	3,212	B	3,905	1.00	1.00
<b>232111 Division Total</b>						<b>25.52</b>	<b>25.52</b>

## Division: 232112 - PRT Finance And Administration

23680 PRT-OP Annual Account Ctrl	0114_E	Board/Commission Member, Group V		B		0.10	0.10
	0923_C	Manager II	5,560	B	7,096	3.00	3.00
	0931_C	Manager III	5,995	B	7,652	1.00	1.00
	0932_C	Manager IV	6,436	B	8,212	1.00	1.00
	0933_C	Manager V	6,940	B	8,858	2.00	2.00
	0953_C	Deputy Director III	7,450	B	9,510	1.00	1.00
	1042_C	IS Engineer-Journey	5,334	B	6,709	1.00	1.00
	1043_C	IS Engineer-Senior	5,911	B	7,438	1.00	1.00
	1044_C	IS Engineer-Principal	6,359	B	7,999	1.00	1.00
	1053_C	IS Business Analyst-Senior	4,981	B	6,268	2.00	2.00
	1054_C	IS Business Analyst-Principal	5,769	B	7,257	1.00	1.00
	1070_C	IS Project Director	6,359	B	7,999	1.00	1.00
	1091_C	IT Operations Support Administrator I	2,850	B	3,531	1.00	1.00
	1222_C	Senior Payroll And Personnel Clerk	3,490	B	4,241	1.00	1.00
	1224_C	Principal Payroll And Personnel Clerk	3,848	B	4,675	2.00	2.00
	1241_C	Human Resources Analyst	3,674	B	5,410	1.00	1.00
	1244_C	Senior Human Resources Analyst	5,195	B	6,310	3.00	3.00
	1246_C	Principal Human Resources Analyst	5,867	B	7,131	1.00	1.00
	1406_C	Senior Clerk	2,579	B	3,800	2.00	2.00
	1408_C	Principal Clerk	3,403	B	4,139	1.00	1.00
	1426_C	Senior Clerk Typist	2,838	B	3,800	1.00	1.00
	1632_C	Senior Account Clerk	3,090	B	3,753	3.00	3.00
	1634_C	Principal Account Clerk	3,490	B	4,241	1.00	1.00
	1652_C	Accountant II	3,874	B	4,706	2.00	2.00
	1654_C	Accountant III	4,686	B	5,695	6.00	6.00
	1823_C	Senior Administrative Analyst	4,686	B	5,695	1.00	1.00
	1824_C	Principal Administrative Analyst	5,425	B	6,595	3.00	3.00
	1825_C	Principal Administrative Analyst II	5,940	B	7,224	3.00	3.00
	1844_C	Senior Management Assistant	4,241	B	5,156	2.00	2.00
	9775_C	Senior Community Development Specialist II	5,229	B	6,357	1.00	1.00
	TEMPM_E	Temporary - Miscellaneous	5,251	B	5,251	0.54	0.54
23700 PRT-OP ContinuingAuthorityCtrl	0922_C	Manager I	5,176	B	6,609	1.00	1.00
	0931_C	Manager III	5,995	B	7,652	1.00	1.00
	0933_C	Manager V	6,940	B	8,858	1.00	1.00
	1241_C	Human Resources Analyst	3,674	B	5,410	0.00	0.00
	1244_C	Senior Human Resources Analyst	5,195	B	6,310	1.00	1.00
	1657_C	Accountant IV	5,423	B	6,590	0.00	0.00
	1822_C	Administrative Analyst	4,019	B	4,887	1.00	1.00

Fund	HCM Job Class	Job Class Title	Low	Type	High	2025-2026 FTE	2026-2027 FTE
	1823_C	Senior Administrative Analyst	4,686	B	5,695	1.00	1.00
	1824_C	Principal Administrative Analyst	5,425	B	6,595	2.00	2.00
	3417_C	Gardener	3,034	B	3,692	1.00	1.00
	4306_C	Collections Officer	3,203	B	3,894	1.00	1.00
	5283_C	Planner V	6,862	B	8,339	1.00	1.00
	5291_C	Planner III	4,878	B	5,928	2.00	2.00
	5299_C	Planner IV-Environmental Review	5,784	B	7,027	2.00	2.00
	5502_C	Project Manager I	7,324	B	7,324	10.00	10.00
	5504_C	Project Manager II	8,475	B	8,475	9.00	9.00
	5506_C	Project Manager III	10,288	B	10,288	5.00	5.00
	5508_C	Project Manager IV	11,472	B	11,472	1.00	1.00
	6138_C	Industrial Hygienist	5,453	B	6,628	0.00	0.00
	7215_C	General Laborer Supervisor I	3,312	B	4,024	1.00	1.00
	7347_C	Plumber	4,720	B	5,739	1.00	1.00
	7355_C	Truck Driver	3,595	B	4,576	1.00	1.00
	7376_C	Sheet Metal Worker	4,655	B	5,659	1.00	1.00
	7434_C	Maintenance Machinist Helper	3,070	B	3,726	1.00	1.00
	7514_C	General Laborer	2,933	B	3,566	3.00	3.00
	9251_C	Public Relations Manager	5,866	B	7,131	2.00	2.00
	9330_C	Pile Worker	4,282	B	5,206	9.00	9.00
	9331_C	Piledriver Engine Operator	4,398	B	5,344	1.00	1.00
	9332_C	Piledriver Supervisor I	4,790	B	5,823	1.00	1.00
	9343_C	Roofer	3,716	B	4,518	1.00	1.00
<b>232112 Division Total</b>						<b>112.64</b>	<b>112.64</b>

## Division: 232113 - PRT Maintenance

23680 PRT-OP Annual Account Ctrl	0922_C	Manager I	5,176	B	6,609	1.00	1.00
	0931_C	Manager III	5,995	B	7,652	2.00	2.00
	0953_C	Deputy Director III	7,450	B	9,510	1.00	1.00
	1823_C	Senior Administrative Analyst	4,686	B	5,695	1.00	1.00
	1840_C	Junior Management Assistant	3,259	B	3,963	1.00	1.00
	1934_C	Storekeeper	2,722	B	3,306	1.00	1.00
	1938_C	Stores And Equipment Assistant Supervisor	3,524	B	4,286	1.00	1.00
	3410_C	Apprentice Gardener	2,174	B	2,964	1.00	1.00
	3417_C	Gardener	3,034	B	3,692	5.00	5.00
	3422_C	Park Section Supervisor	3,765	B	4,574	1.00	1.00
	5177_C	Safety Officer	6,012	B	7,307	1.00	1.00
	6139_C	Senior Industrial Hygienist	6,012	B	7,307	1.00	1.00
	7120_C	Buildings And Grounds Maintenance Superintendent	7,189	B	7,189	4.00	4.00
	7205_C	Chief Stationary Engineer	6,264	B	6,264	1.00	1.00
	7213_C	Plumber Supervisor I	5,310	B	6,452	1.00	1.00
	7215_C	General Laborer Supervisor I	3,312	B	4,024	2.00	2.00
	7226_C	Carpenter Supervisor I	5,006	B	6,085	1.00	1.00

Fund	HCM Job Class	Job Class Title	Low	Type	High	2025-2026 FTE	2026-2027 FTE
	7238_C	Electrician Supervisor I	5,267	B	6,404	1.00	1.00
	7242_C	Painter Supervisor I	4,388	B	5,330	1.00	1.00
	7258_C	Maintenance Machinist Supervisor I	6,352	B	6,352	1.00	1.00
	7262_C	Maintenance Planner	6,283	B	6,283	1.00	1.00
	7327_C	Apprentice Maintenance Machinist I	2,731	B	3,473	0.50	0.50
	7328_C	Operating Engineer, Universal	4,336	B	5,270	1.00	1.00
	7331_C	Apprentice Maintenance Machinist II	3,724	B	4,464	1.00	1.00
	7332_C	Maintenance Machinist	4,291	B	5,207	2.00	2.00
	7334_C	Stationary Engineer	4,938	B	4,938	2.00	2.00
	7344_C	Carpenter	4,057	B	4,932	4.00	4.00
	7345_C	Electrician	4,686	B	5,693	6.00	6.00
	7346_C	Painter	3,663	B	4,451	4.00	4.00
	7347_C	Plumber	4,720	B	5,739	6.00	6.00
	7355_C	Truck Driver	3,595	B	4,576	4.00	4.00
	7376_C	Sheet Metal Worker	4,655	B	5,659	2.00	2.00
	7395_C	Ornamental Iron Worker	3,848	B	4,675	4.00	4.00
	7404_C	Asphalt Finisher	3,096	B	3,763	1.00	1.00
	7501_C	Environmental Service Worker	2,174	B	2,857	1.00	1.00
	7502_C	Asphalt Worker	2,991	B	3,640	1.00	1.00
	7514_C	General Laborer	2,933	B	3,566	18.00	18.00
	9330_C	Pile Worker	4,282	B	5,206	10.00	10.00
	9331_C	Piledriver Engine Operator	4,398	B	5,344	1.00	1.00
	9332_C	Piledriver Supervisor I	4,790	B	5,823	3.00	3.00
	9342_C	Ornamental Iron Worker Supervisor I	4,373	B	5,310	1.00	1.00
	9343_C	Roofer	3,716	B	4,518	4.00	4.00
	9344_C	Roofer Supervisor I	4,286	B	5,208	1.00	1.00
	9345_C	Sheet Metal Supervisor I	5,208	B	6,332	1.00	1.00
	9346_C	Fusion Welder	4,563	B	5,544	2.00	2.00
	9354_C	Elevator and Crane Technician	5,177	B	6,294	3.00	3.00
	9358_C	Crane Mechanic Supervisor	5,436	B	6,609	1.00	1.00
	TEMPM_E	Temporary - Miscellaneous	5,251	B	5,251	0.94	0.94
<b>232113 Division Total</b>						<b>115.44</b>	<b>115.44</b>

## Division: 232115 - PRT Executive

23680 PRT-OP Annual Account Ctrl	0922_C	Manager I	5,176	B	6,609	2.00	2.00
	0923_C	Manager II	5,560	B	7,096	1.00	1.00
	0932_C	Manager IV	6,436	B	8,212	1.00	1.00
	0954_C	Deputy Director IV	8,483	B	10,823	1.00	1.00
	1314_C	Public Relations Officer	4,423	B	5,377	1.00	1.00
	1822_C	Administrative Analyst	4,019	B	4,887	1.00	1.00
	3233_C	Marina Associate Manager	3,212	B	3,905	1.00	1.00
	8202_C	Security Guard	2,386	B	3,524	3.00	3.00
	8603_C	Emergency Services Coord III	4,878	B	5,928	1.00	1.00
	9399_C	Port Director	14,093	B	14,093	1.00	1.00
<b>232115 Division Total</b>						<b>13.00</b>	<b>13.00</b>

Fund	HCM Job Class	Job Class Title	Low	Type	High	2025-2026 FTE	2026-2027 FTE
Division: 290644 - PRT Engineering							
23680	PRT-OP Annual Account Ctrl						
	0953_C	Deputy Director III	7,450	B	9,510	1.00	1.00
	1408_C	Principal Clerk	3,403	B	4,139	1.00	1.00
	1844_C	Senior Management Assistant	4,241	B	5,156	1.00	1.00
	5207_C	Associate Engineer	5,748	B	6,988	3.00	3.00
	5211_C	Engineer/Architect/Landscape Architect Senior	7,562	B	9,188	4.00	4.00
	5212_C	Engineer/Architect Principal	8,776	B	10,667	1.00	1.00
	5241_C	Engineer	6,531	B	7,939	7.00	7.00
	5266_C	Architectural Associate II	5,749	B	6,988	1.00	1.00
	5314_C	Survey Associate	4,531	B	5,509	2.00	2.00
	5366_C	Engineering Associate II	4,423	B	5,377	1.00	1.00
	6318_C	Construction Inspector	4,666	B	5,672	1.00	1.00
	6331_C	Building Inspector	5,280	B	6,419	2.00	2.00
	6333_C	Senior Building Inspector	5,826	B	7,077	1.00	1.00
	6334_C	Chief Building Inspector	6,419	B	7,804	1.00	1.00
	TEMPM_E	Temporary - Miscellaneous	5,251	B	5,251	0.00	0.00
290644 Division Total						27.00	27.00
PRT Department Total						335.34	335.34

**Department: PUC Public Utilities Commission**

Fund	HCM Job Class	Job Class Title	Low	Type	High	2025-2026 FTE	2026-2027 FTE
Division: 198644 - HHP CleanPowerSF							
24750 HH CleanPowerSF Op Annual Acco	0923_C	Manager II	5,560	B	7,096	1.00	1.00
	0931_C	Manager III	5,995	B	7,652	1.00	1.00
	0933_C	Manager V	6,940	B	8,858	2.00	2.00
	0941_C	Manager VI	7,450	B	9,510	1.00	1.00
	1044_C	IS Engineer-Principal	6,359	B	7,999	1.00	1.00
	1244_C	Senior Human Resources Analyst	5,195	B	6,310	1.00	1.00
	1312_C	Public Information Officer	3,711	B	4,508	1.00	1.00
	1314_C	Public Relations Officer	4,423	B	5,377	1.00	1.00
	1478_C	Utility Services Representative	3,212	B	3,905	4.00	4.00
	1480_C	Utility Services Representative Supervisor	3,524	B	4,286	1.00	1.00
	1654_C	Accountant III	4,686	B	5,695	1.00	1.00
	1823_C	Senior Administrative Analyst	4,686	B	5,695	2.00	2.00
	1824_C	Principal Administrative Analyst	5,425	B	6,595	1.00	1.00
	1825_C	Principal Administrative Analyst II	5,940	B	7,224	1.80	2.00
	1842_C	Management Assistant	3,703	B	4,498	1.00	1.00
	5601_C	Utility Analyst	3,180	B	4,932	9.00	9.00
	5602_C	Utility Specialist	4,799	B	7,095	24.00	24.00
	5620_C	Regulatory Specialist	4,878	B	5,928	1.00	1.00
	9251_C	Public Relations Manager	5,866	B	7,131	1.00	1.00
	9252_C	Communications Specialist	4,546	B	5,526	1.00	1.00
	TEMPM_E	Temporary - Miscellaneous	5,251	B	5,251	7.98	7.98
<b>198644 Division Total</b>						<b>64.78</b>	<b>64.98</b>

## Division: 229309 - WWE Wastewater Enterprise

20160 WWE Op Annual Account Ctrl	0922_C	Manager I	5,176	B	6,609	4.00	4.00
	0923_C	Manager II	5,560	B	7,096	6.00	6.00
	0931_C	Manager III	5,995	B	7,652	1.00	1.00
	0932_C	Manager IV	6,436	B	8,212	3.00	3.00
	0933_C	Manager V	6,940	B	8,858	5.00	5.00
	0941_C	Manager VI	7,450	B	9,510	3.00	3.00
	0942_C	Manager VII	7,983	B	10,186	2.00	2.00
	0955_C	Deputy Director V	9,032	B	11,524	1.00	1.00
	1042_C	IS Engineer-Journey	5,334	B	6,709	5.00	5.00
	1043_C	IS Engineer-Senior	5,911	B	7,438	3.00	3.00
	1044_C	IS Engineer-Principal	6,359	B	7,999	2.00	2.00
	1052_C	IS Business Analyst	4,303	B	5,413	3.00	3.00
	1053_C	IS Business Analyst-Senior	4,981	B	6,268	1.00	1.00
	1054_C	IS Business Analyst-Principal	5,769	B	7,257	1.00	1.00
	1070_C	IS Project Director	6,359	B	7,999	2.00	2.00
	1093_C	IT Operations Support Administrator III	4,068	B	5,044	1.00	1.00
	1094_C	IT Operations Support Administrator IV	4,949	B	6,131	1.00	1.00
	1222_C	Senior Payroll And Personnel Clerk	3,490	B	4,241	1.00	1.00



Fund	HCM Job Class	Job Class Title	Low	Type	High	2025-2026 FTE	2026-2027 FTE
	1230_C	Instructional Designer	4,666	B	5,672	2.00	2.00
	1406_C	Senior Clerk	2,579	B	3,800	5.00	5.00
	1424_C	Clerk Typist	2,585	B	3,800	2.00	2.00
	1426_C	Senior Clerk Typist	2,838	B	3,800	1.00	1.00
	1446_C	Secretary II	3,127	B	3,800	4.00	4.00
	1450_C	Executive Secretary I	3,403	B	4,139	2.00	2.00
	1452_C	Executive Secretary II	3,744	B	4,553	2.00	2.00
	1480_C	Utility Services Representative Supervisor	3,524	B	4,286	1.00	1.00
	1630_C	Account Clerk	2,668	B	3,242	1.00	1.00
	1632_C	Senior Account Clerk	3,090	B	3,753	3.00	3.00
	1704_C	Communications Dispatcher I	2,747	B	3,338	1.00	1.00
	1820_C	Junior Administrative Analyst	3,056	B	3,716	4.00	4.00
	1822_C	Administrative Analyst	4,019	B	4,887	4.00	4.00
	1823_C	Senior Administrative Analyst	4,686	B	5,695	2.00	2.00
	1824_C	Principal Administrative Analyst	5,425	B	6,595	5.00	5.00
	1825_C	Principal Administrative Analyst II	5,940	B	7,224	1.00	1.00
	1842_C	Management Assistant	3,703	B	4,498	1.00	1.00
	1844_C	Senior Management Assistant	4,241	B	5,156	1.00	1.00
	1934_C	Storekeeper	2,722	B	3,306	3.00	3.00
	1936_C	Senior Storekeeper	2,897	B	3,524	1.00	1.00
	1938_C	Stores And Equipment Assistant Supervisor	3,524	B	4,286	1.00	1.00
	1942_C	Assistant Materials Coordinator	4,573	B	5,560	1.00	1.00
	1944_C	Materials Coordinator	5,425	B	6,595	1.00	1.00
	1950_C	Assistant Purchaser	3,157	B	3,840	4.00	4.00
	2481_C	Water Quality Technician	3,285	B	4,620	7.00	7.00
	2482_C	Water Quality Technician III	4,090	B	4,971	3.00	3.00
	2486_C	Chemist	3,894	B	5,481	21.00	21.00
	2487_C	Chemist III	5,481	B	6,663	3.00	3.00
	2488_C	Supervising Chemist	5,892	B	7,163	5.00	5.00
	2489_C	Laboratory Services Manager	6,404	B	7,785	1.00	1.00
	3278_C	Recreation Facility Assistant	2,071	B	2,071	4.00	4.00
	3417_C	Gardener	3,034	B	3,692	12.60	13.00
	3422_C	Park Section Supervisor	3,765	B	4,574	2.80	3.00
	5130_C	Sewage Treatment Plant Superintendent	6,310	B	7,673	4.00	4.00
	5177_C	Safety Officer	6,012	B	7,307	1.00	1.00
	5207_C	Associate Engineer	5,748	B	6,988	26.00	26.00
	5211_C	Engineer/Architect/Landscape Architect Senior	7,562	B	9,188	9.50	9.50
	5212_C	Engineer/Architect Principal	8,776	B	10,667	2.00	2.00
	5241_C	Engineer	6,531	B	7,939	10.00	10.00
	5299_C	Planner IV-Environmental Review	5,784	B	7,027	1.00	1.00
	5366_C	Engineering Associate II	4,423	B	5,377	2.00	2.00
	5601_C	Utility Analyst	3,180	B	4,932	10.00	10.00
	5602_C	Utility Specialist	4,799	B	7,095	17.80	17.80

Fund	HCM Job Class	Job Class Title	Low	Type	High	2025-2026 FTE	2026-2027 FTE
	5620_C	Regulatory Specialist	4,878	B	5,928	3.00	3.00
	6115_C	Wastewater Control Inspector	4,423	B	5,377	8.00	8.00
	6116_C	Supervising Wastewater Control Inspector	5,344	B	6,496	2.00	2.00
	6318_C	Construction Inspector	4,666	B	5,672	6.00	6.00
	6319_C	Senior Contruction Inspector	5,144	B	6,253	3.00	3.00
	7208_C	Heavy Equipment Operations Supervisor	5,029	B	6,113	1.00	1.00
	7213_C	Plumber Supervisor I	5,310	B	6,452	1.00	1.00
	7215_C	General Laborer Supervisor I	3,312	B	4,024	1.00	1.00
	7219_C	Maintenance Scheduler	3,490	B	4,241	1.00	1.00
	7226_C	Carpenter Supervisor I	5,006	B	6,085	1.00	1.00
	7238_C	Electrician Supervisor I	5,267	B	6,404	3.00	3.00
	7242_C	Painter Supervisor I	4,388	B	5,330	1.00	1.00
	7246_C	Sewer Repair Supervisor	4,878	B	5,928	7.00	7.00
	7252_C	Chief Stationary Engineer, Sewage Plant	6,656	B	6,656	12.00	12.00
	7258_C	Maintenance Machinist Supervisor I	6,352	B	6,352	1.00	1.00
	7262_C	Maintenance Planner	6,283	B	6,283	11.00	11.00
	7263_C	Maintenance Manager	5,494	B	6,676	1.00	1.00
	7276_C	Electrician Supervisor II	5,849	B	7,110	1.00	1.00
	7307_C	Bricklayer	4,373	B	5,310	1.00	1.00
	7329_C	Electronic Maintenance Technician Asst Supervisor	5,574	B	6,776	2.00	2.00
	7332_C	Maintenance Machinist	4,291	B	5,207	2.00	2.00
	7336_C	Electronic Instrumentation Tech Wtr Pollution Ctrl	5,043	B	6,129	14.00	14.00
	7337_C	Maintenance Machinist Assistant Supervisor	4,701	B	5,713	1.00	1.00
	7344_C	Carpenter	4,057	B	4,932	2.00	2.00
	7345_C	Electrician	4,686	B	5,693	14.80	14.80
	7346_C	Painter	3,663	B	4,451	4.00	4.00
	7347_C	Plumber	4,720	B	5,739	3.00	3.00
	7355_C	Truck Driver	3,595	B	4,576	12.00	12.00
	7372_C	Stationary Engineer, Sewage Plant	5,249	B	5,249	124.00	124.00
	7373_C	Senior Stationary Engineer, Sewage Plant	5,942	B	5,942	34.00	34.00
	7410_C	Automotive Service Worker	3,022	B	3,671	1.00	1.00
	7421_C	Sewer Maintenance Worker	3,285	B	3,991	7.00	7.00
	7428_C	Hodcarrier	3,537	B	4,301	2.00	2.00
	7449_C	Sewer Service Worker	4,591	B	5,571	31.00	31.00
	7510_C	Lighting Fixture Maintenance Worker	2,592	B	3,151	1.00	1.00
	7514_C	General Laborer	2,933	B	3,566	19.00	19.00
	9708_C	Employment & Training Specialist VI	5,544	B	6,738	1.00	1.00
	TEMPM_E	Temporary - Miscellaneous	5,251	B	5,251	3.15	3.15
20210 WWE Work Order	5602_C	Utility Specialist	4,799	B	7,095	0.20	0.20
	7252_C	Chief Stationary Engineer, Sewage Plant	6,656	B	6,656	1.00	1.00
	7345_C	Electrician	4,686	B	5,693	0.20	0.20
	7372_C	Stationary Engineer, Sewage Plant	5,249	B	5,249	1.00	1.00

Fund	HCM Job Class	Job Class Title	Low	Type	High	2025-2026 FTE	2026-2027 FTE
	TEMPM_E	Temporary - Miscellaneous	5,251	B	5,251	2.02	2.02
<b>229309 Division Total</b>						<b>588.07</b>	<b>588.67</b>

## Division: 231637 - HHP Hetch Hetchy Water &amp; Power

24970	HHWP Op Annual Account Ctrl	0922_C	Manager I	5,176	B	6,609	1.00	1.00
		0923_C	Manager II	5,560	B	7,096	4.00	4.00
		0931_C	Manager III	5,995	B	7,652	14.00	14.00
		0932_C	Manager IV	6,436	B	8,212	2.00	2.00
		0933_C	Manager V	6,940	B	8,858	4.00	4.00
		0941_C	Manager VI	7,450	B	9,510	3.00	3.00
		0942_C	Manager VII	7,983	B	10,186	1.00	1.00
		0955_C	Deputy Director V	9,032	B	11,524	1.00	1.00
		1041_C	IS Engineer-Assistant	4,817	B	6,058	3.00	3.00
		1042_C	IS Engineer-Journey	5,334	B	6,709	4.00	4.00
		1043_C	IS Engineer-Senior	5,911	B	7,438	2.00	2.00
		1044_C	IS Engineer-Principal	6,359	B	7,999	2.00	2.00
		1052_C	IS Business Analyst	4,303	B	5,413	1.80	2.00
		1053_C	IS Business Analyst-Senior	4,981	B	6,268	2.00	2.00
		1054_C	IS Business Analyst-Principal	5,769	B	7,257	1.00	1.00
		1092_C	IT Operations Support Administrator II	3,347	B	4,150	1.00	1.00
		1094_C	IT Operations Support Administrator IV	4,949	B	6,131	1.00	1.00
		1232_C	Training Officer	4,231	B	5,144	1.80	2.00
		1406_C	Senior Clerk	2,579	B	3,800	5.00	5.00
		1452_C	Executive Secretary II	3,744	B	4,553	1.00	1.00
		1630_C	Account Clerk	2,668	B	3,242	1.00	1.00
		1632_C	Senior Account Clerk	3,090	B	3,753	2.00	2.00
		1820_C	Junior Administrative Analyst	3,056	B	3,716	1.00	1.00
		1822_C	Administrative Analyst	4,019	B	4,887	5.00	5.00
		1823_C	Senior Administrative Analyst	4,686	B	5,695	1.00	1.00
		1824_C	Principal Administrative Analyst	5,425	B	6,595	3.80	4.00
		1825_C	Principal Administrative Analyst II	5,940	B	7,224	3.00	3.00
		1840_C	Junior Management Assistant	3,259	B	3,963	7.00	7.00
		1842_C	Management Assistant	3,703	B	4,498	5.00	5.00
		1844_C	Senior Management Assistant	4,241	B	5,156	1.00	1.00
		1931_C	Senior Parts Storekeeper	3,321	B	4,041	2.80	3.00
		1934_C	Storekeeper	2,722	B	3,306	2.00	2.00
		1942_C	Assistant Materials Coordinator	4,573	B	5,560	2.00	2.00
		1944_C	Materials Coordinator	5,425	B	6,595	3.00	3.00
		2706_C	Housekeeper/Food Service Cleaner	2,351	B	2,856	5.00	5.00
		2708_C	Custodian	2,599	B	3,157	1.00	1.00
		3417_C	Gardener	3,034	B	3,692	2.00	2.00
		3426_C	Forester	4,518	B	6,054	1.00	1.00
		3434_C	Arborist Technician	3,349	B	4,586	2.00	2.00
		5148_C	Water Operations Analyst	7,241	B	7,241	2.00	2.00
		5201_C	Junior Engineer	4,293	B	5,217	2.00	2.00

Fund	HCM Job Class	Job Class Title	Low	Type	High	2025-2026 FTE	2026-2027 FTE
	5203_C	Assistant Engineer	4,845	B	5,891	7.00	7.00
	5207_C	Associate Engineer	5,748	B	6,988	9.80	10.00
	5211_C	Engineer/Architect/Landscape Architect Senior	7,562	B	9,188	8.00	8.00
	5212_C	Engineer/Architect Principal	8,776	B	10,667	3.00	3.00
	5216_C	Chief Surveyor	5,809	B	7,062	1.00	1.00
	5241_C	Engineer	6,531	B	7,939	15.00	15.00
	5291_C	Planner III	4,878	B	5,928	2.00	2.00
	5305_C	Materials Testing Technician	3,412	B	4,150	1.00	1.00
	5310_C	Survey Assistant I	3,499	B	4,255	0.80	1.00
	5312_C	Survey Assistant II	3,933	B	4,781	1.00	1.00
	5314_C	Survey Associate	4,531	B	5,509	1.00	1.00
	5362_C	Engineering Assistant	3,445	B	4,190	3.00	3.00
	5366_C	Engineering Associate II	4,423	B	5,377	2.00	2.00
	5601_C	Utility Analyst	3,180	B	4,932	16.80	17.00
	5602_C	Utility Specialist	4,799	B	7,095	45.80	46.00
	5620_C	Regulatory Specialist	4,878	B	5,928	1.00	1.00
	6130_C	Safety Analyst	5,453	B	6,628	1.00	1.00
	6318_C	Construction Inspector	4,666	B	5,672	2.00	2.00
	6319_C	Senior Construction Inspector	5,144	B	6,253	4.00	4.00
	7120_C	Buildings And Grounds Maintenance Superintendent	7,189	B	7,189	1.00	1.00
	7126_C	Mechanical Shop And Equipment Superintendent	5,520	B	6,700	1.00	1.00
	7203_C	Buildings And Grounds Maintenance Supervisor	6,143	B	6,143	0.80	1.00
	7215_C	General Laborer Supervisor I	3,312	B	4,024	6.00	6.00
	7219_C	Maintenance Scheduler	3,490	B	4,241	2.00	2.00
	7226_C	Carpenter Supervisor I	5,006	B	6,085	1.00	1.00
	7229_C	Transmission Line Supervisor I	6,085	B	7,396	3.00	3.00
	7232_C	Hetch Hetchy Mechanical Shop Supervisor	5,585	B	5,585	1.00	1.00
	7238_C	Electrician Supervisor I	5,267	B	6,404	1.00	1.00
	7242_C	Painter Supervisor I	4,388	B	5,330	1.00	1.00
	7250_C	Utility Plumber Supervisor I	5,310	B	6,452	1.00	1.00
	7259_C	Water And Power Maintenance Supervisor I	4,002	B	4,862	4.00	4.00
	7262_C	Maintenance Planner	6,283	B	6,283	7.00	7.00
	7263_C	Maintenance Manager	5,494	B	6,676	1.00	1.00
	7270_C	Watershed Keeper Supervisor	3,607	B	4,388	1.00	1.00
	7284_C	Utility Plumber Supervisor II	5,854	B	7,114	1.00	1.00
	7285_C	Transmission Line Worker Supervisor II	6,772	B	8,231	1.00	1.00
	7287_C	Supervising Electronic Maintenance Technician	5,973	B	7,257	1.00	1.00
	7318_C	Electronic Maintenance Technician	5,161	B	6,270	7.00	7.00
	7325_C	General Utility Mechanic	5,195	B	5,195	11.00	11.00
	7328_C	Operating Engineer, Universal	4,336	B	5,270	5.00	5.00

Fund	HCM Job Class	Job Class Title	Low	Type	High	2025-2026 FTE	2026-2027 FTE
	7329_C	Electronic Maintenance Technician Asst Supervisor	5,574	B	6,776	2.00	2.00
	7338_C	Electrical Line Worker	5,595	B	5,595	5.00	5.00
	7344_C	Carpenter	4,057	B	4,932	4.00	4.00
	7345_C	Electrician	4,686	B	5,693	11.00	11.00
	7346_C	Painter	3,663	B	4,451	3.00	3.00
	7350_C	Transmission and Distribution Line Worker	6,591	B	6,591	12.00	12.00
	7355_C	Truck Driver	3,595	B	4,576	5.00	5.00
	7372_C	Stationary Engineer, Sewage Plant	5,249	B	5,249	4.00	4.00
	7373_C	Senior Stationary Engineer, Sewage Plant	5,942	B	5,942	1.00	1.00
	7388_C	Utility Plumber	4,720	B	5,739	3.00	3.00
	7430_C	Assistant Electronic Maintenance Technician	4,459	B	5,416	1.00	1.00
	7432_C	Electrical Line Helper	3,682	B	4,475	10.00	10.00
	7470_C	Watershed Keeper	3,229	B	3,923	6.00	6.00
	7482_C	Power Generation Technician II	5,159	B	6,272	12.00	12.00
	7484_C	Senior Power Generation Technician	5,509	B	6,698	9.00	9.00
	7488_C	Power Generation Supervisor	6,313	B	7,673	7.00	7.00
	7514_C	General Laborer	2,933	B	3,566	19.00	19.00
	TEMPM_E	Temporary - Miscellaneous	5,251	B	5,251	14.54	14.54
25030 HHWP Work Order Fund	TEMPM_E	Temporary - Miscellaneous	5,251	B	5,251	0.49	0.49
<b>231637 Division Total</b>						<b>422.23</b>	<b>424.03</b>

## Division: 232176 - PUB Public Utilities Bureaus

27180 PUC Operating Fund	0114_E	Board/Commission Member, Group V		B		0.20	0.20
	0922_C	Manager I	5,176	B	6,609	10.00	10.00
	0923_C	Manager II	5,560	B	7,096	16.00	16.00
	0931_C	Manager III	5,995	B	7,652	12.00	12.00
	0932_C	Manager IV	6,436	B	8,212	7.00	7.00
	0933_C	Manager V	6,940	B	8,858	9.00	9.00
	0941_C	Manager VI	7,450	B	9,510	13.00	13.00
	0942_C	Manager VII	7,983	B	10,186	1.00	1.00
	0943_C	Manager VIII	9,032	B	11,524	1.00	1.00
	0955_C	Deputy Director V	9,032	B	11,524	4.00	4.00
	1031_C	IS Trainer-Assistant	3,314	B	4,027	1.00	1.00
	1041_C	IS Engineer-Assistant	4,817	B	6,058	3.00	3.00
	1042_C	IS Engineer-Journey	5,334	B	6,709	11.00	11.00
	1043_C	IS Engineer-Senior	5,911	B	7,438	22.00	22.00
	1044_C	IS Engineer-Principal	6,359	B	7,999	19.00	19.00
	1052_C	IS Business Analyst	4,303	B	5,413	2.00	2.00
	1053_C	IS Business Analyst-Senior	4,981	B	6,268	5.00	5.00
	1054_C	IS Business Analyst-Principal	5,769	B	7,257	8.00	8.00
	1063_C	IS Programmer Analyst-Senior	4,736	B	5,960	2.00	2.00
	1070_C	IS Project Director	6,359	B	7,999	8.00	8.00
	1091_C	IT Operations Support Administrator I	2,850	B	3,531	3.00	3.00

Fund	HCM Job Class	Job Class Title	Low	Type	High	2025-2026 FTE	2026-2027 FTE
	1092_C	IT Operations Support Administrator II	3,347	B	4,150	3.00	3.00
	1093_C	IT Operations Support Administrator III	4,068	B	5,044	1.00	1.00
	1094_C	IT Operations Support Administrator IV	4,949	B	6,131	6.00	6.00
	1203_C	Personnel Technician	3,357	B	4,083	3.00	3.00
	1204_C	Senior Personnel Clerk	3,203	B	3,894	6.00	6.00
	1218_C	Payroll Supervisor	4,475	B	5,436	1.00	1.00
	1222_C	Senior Payroll And Personnel Clerk	3,490	B	4,241	6.00	6.00
	1224_C	Principal Payroll And Personnel Clerk	3,848	B	4,675	1.00	1.00
	1226_C	Chief Payroll And Personnel Clerk	4,057	B	4,929	1.00	1.00
	1230_C	Instructional Designer	4,666	B	5,672	1.00	1.00
	1232_C	Training Officer	4,231	B	5,144	5.00	5.00
	1233_C	Equal Employment Opportunity Programs Specialist	4,447	B	5,410	1.00	1.00
	1241_C	Human Resources Analyst	3,674	B	5,410	11.00	11.00
	1244_C	Senior Human Resources Analyst	5,195	B	6,310	23.00	23.00
	1246_C	Principal Human Resources Analyst	5,867	B	7,131	6.00	6.00
	1310_C	Public Relations Assistant	2,802	B	3,403	2.00	2.00
	1314_C	Public Relations Officer	4,423	B	5,377	7.00	7.00
	1406_C	Senior Clerk	2,579	B	3,800	1.00	1.00
	1446_C	Secretary II	3,127	B	3,800	2.00	2.00
	1450_C	Executive Secretary I	3,403	B	4,139	1.00	1.00
	1454_C	Executive Secretary III	4,069	B	4,945	1.00	1.00
	1466_C	Meter Reader	3,043	B	3,700	3.00	3.00
	1474_C	Claims Process Clerk	2,933	B	3,566	1.00	1.00
	1478_C	Utility Services Representative	3,212	B	3,905	44.00	44.00
	1480_C	Utility Services Representative Supervisor	3,524	B	4,286	12.00	12.00
	1632_C	Senior Account Clerk	3,090	B	3,753	5.00	5.00
	1634_C	Principal Account Clerk	3,490	B	4,241	6.00	6.00
	1652_C	Accountant II	3,874	B	4,706	6.00	6.00
	1654_C	Accountant III	4,686	B	5,695	18.00	18.00
	1657_C	Accountant IV	5,423	B	6,590	9.00	9.00
	1670_C	Financial Systems Supervisor	6,307	B	7,667	3.00	3.00
	1820_C	Junior Administrative Analyst	3,056	B	3,716	6.00	6.00
	1822_C	Administrative Analyst	4,019	B	4,887	18.00	18.00
	1823_C	Senior Administrative Analyst	4,686	B	5,695	19.00	19.00
	1824_C	Principal Administrative Analyst	5,425	B	6,595	23.00	23.00
	1825_C	Principal Administrative Analyst II	5,940	B	7,224	6.00	6.00
	1840_C	Junior Management Assistant	3,259	B	3,963	2.00	2.00
	1842_C	Management Assistant	3,703	B	4,498	5.00	5.00
	1844_C	Senior Management Assistant	4,241	B	5,156	4.00	4.00
	3374_C	Volunteer/Outreach Coordinator	3,532	B	4,293	1.00	1.00
	4310_C	Commercial Division Assistant Supervisor	4,002	B	4,862	7.00	7.00
	4321_C	Cashier II	2,769	B	3,363	1.00	1.00
	4322_C	Cashier III	3,103	B	3,774	1.00	1.00
	5177_C	Safety Officer	6,012	B	7,307	3.00	3.00

Fund	HCM Job Class	Job Class Title	Low	Type	High	2025-2026	2026-2027
						FTE	FTE
27190 PUC Personnel Fund	5203_C	Assistant Engineer	4,845	B	5,891	1.00	1.00
	5211_C	Engineer/Architect/Landscape Architect Senior	7,562	B	9,188	1.00	1.00
	5212_C	Engineer/Architect Principal	8,776	B	10,667	1.00	1.00
	5291_C	Planner III	4,878	B	5,928	1.00	1.00
	5322_C	Graphic Artist	2,941	B	3,753	2.00	2.00
	5330_C	Graphics Supervisor	4,011	B	4,878	1.00	1.00
	5408_C	Coordinator of Citizen Involvement	5,156	B	6,264	1.00	1.00
	5601_C	Utility Analyst	3,180	B	4,932	6.00	6.00
	5602_C	Utility Specialist	4,799	B	7,095	2.00	2.00
	6130_C	Safety Analyst	5,453	B	6,628	2.00	2.00
	6138_C	Industrial Hygienist	5,453	B	6,628	3.00	3.00
	6139_C	Senior Industrial Hygienist	6,012	B	7,307	1.00	1.00
	7120_C	Buildings And Grounds Maintenance Superintendent	7,189	B	7,189	1.00	1.00
	7204_C	Chief Water Service Inspector	6,083	B	7,395	1.00	1.00
	7316_C	Water Service Inspector	4,765	B	5,791	17.00	17.00
	7317_C	Senior Water Service Inspector	5,519	B	6,706	4.00	4.00
	7318_C	Electronic Maintenance Technician	5,161	B	6,270	1.00	1.00
	7334_C	Stationary Engineer	4,938	B	4,938	2.00	2.00
	7335_C	Senior Stationary Engineer	5,596	B	5,596	1.00	1.00
	7368_C	Senior Communications Systems Technician	5,995	B	7,286	2.00	2.00
	7514_C	General Laborer	2,933	B	3,566	2.00	2.00
	9251_C	Public Relations Manager	5,866	B	7,131	5.00	5.00
	9252_C	Communications Specialist	4,546	B	5,526	5.00	5.00
	9976_C	Technology Expert I		B		1.00	1.00
	9989_C	Executive Contract Employee with FBP		B		1.00	1.00
	TEMPM_E	Temporary - Miscellaneous	5,251	B	5,251	14.59	14.59
	0922_C	Manager I	5,176	B	6,609	1.00	1.00
	0931_C	Manager III	5,995	B	7,652	2.00	2.00
	0932_C	Manager IV	6,436	B	8,212	4.00	4.00
	0933_C	Manager V	6,940	B	8,858	8.00	8.00
	0941_C	Manager VI	7,450	B	9,510	8.00	8.00
	0943_C	Manager VIII	9,032	B	11,524	6.00	6.00
	0955_C	Deputy Director V	9,032	B	11,524	1.00	1.00
	1044_C	IS Engineer-Principal	6,359	B	7,999	1.00	1.00
	1241_C	Human Resources Analyst	3,674	B	5,410	1.00	1.00
	1244_C	Senior Human Resources Analyst	5,195	B	6,310	1.00	1.00
	1312_C	Public Information Officer	3,711	B	4,508	1.00	1.00
	1426_C	Senior Clerk Typist	2,838	B	3,800	1.00	1.00
	1446_C	Secretary II	3,127	B	3,800	3.00	3.00
	1450_C	Executive Secretary I	3,403	B	4,139	6.00	6.00
	1452_C	Executive Secretary II	3,744	B	4,553	1.00	1.00
	1634_C	Principal Account Clerk	3,490	B	4,241	1.00	1.00

Fund	HCM Job Class	Job Class Title	Low	Type	High	2025-2026 FTE	2026-2027 FTE
	1770_C	Photographer	3,027	B	3,682	1.00	1.00
	1774_C	Head Photographer	3,630	B	4,411	1.00	1.00
	1820_C	Junior Administrative Analyst	3,056	B	3,716	14.00	14.00
	1822_C	Administrative Analyst	4,019	B	4,887	26.00	26.00
	1823_C	Senior Administrative Analyst	4,686	B	5,695	18.00	18.00
	1824_C	Principal Administrative Analyst	5,425	B	6,595	10.00	10.00
	1825_C	Principal Administrative Analyst II	5,940	B	7,224	4.00	4.00
	1840_C	Junior Management Assistant	3,259	B	3,963	1.00	1.00
	1842_C	Management Assistant	3,703	B	4,498	1.00	1.00
	1844_C	Senior Management Assistant	4,241	B	5,156	3.00	3.00
	5174_C	Administrative Engineer	7,022	B	8,538	4.00	4.00
	5177_C	Safety Officer	6,012	B	7,307	1.00	1.00
	5203_C	Assistant Engineer	4,845	B	5,891	20.00	20.00
	5207_C	Associate Engineer	5,748	B	6,988	63.00	63.00
	5211_C	Engineer/Architect/Landscape Architect Senior	7,562	B	9,188	34.00	34.00
	5212_C	Engineer/Architect Principal	8,776	B	10,667	8.00	8.00
	5218_C	Structural Engineer	7,201	B	8,750	2.00	2.00
	5241_C	Engineer	6,531	B	7,939	47.00	47.00
	5298_C	Planner III-Environmental Review	4,878	B	5,928	6.00	6.00
	5299_C	Planner IV-Environmental Review	5,784	B	7,027	5.00	5.00
	5362_C	Engineering Assistant	3,445	B	4,190	3.00	3.00
	5364_C	Engineering Associate I	3,819	B	4,642	6.00	6.00
	5366_C	Engineering Associate II	4,423	B	5,377	3.00	3.00
	5502_C	Project Manager I	7,324	B	7,324	1.00	1.00
	5504_C	Project Manager II	8,475	B	8,475	3.00	3.00
	5506_C	Project Manager III	10,288	B	10,288	4.00	4.00
	5601_C	Utility Analyst	3,180	B	4,932	1.00	1.00
	5602_C	Utility Specialist	4,799	B	7,095	9.00	9.00
	6130_C	Safety Analyst	5,453	B	6,628	2.00	2.00
	6317_C	Assistant Construction Inspector	3,840	B	4,666	1.00	1.00
	6318_C	Construction Inspector	4,666	B	5,672	20.00	20.00
	6319_C	Senior Construction Inspector	5,144	B	6,253	9.00	9.00
	9772_C	Community Development Specialist	3,807	B	4,630	1.00	1.00
	9775_C	Senior Community Development Specialist II	5,229	B	6,357	2.00	2.00
	TEMPM_E	Temporary - Miscellaneous	5,251	B	5,251	1.03	1.03
<b>232176 Division Total</b>						<b>909.82</b>	<b>909.82</b>

## Division: 232429 - WTR Water Enterprise

25940	WTR Op Annual Account Ctrl	0922_C	Manager I	5,176	B	6,609	9.00	9.00
		0923_C	Manager II	5,560	B	7,096	4.00	4.00
		0931_C	Manager III	5,995	B	7,652	6.00	6.00
		0932_C	Manager IV	6,436	B	8,212	3.00	3.00
		0933_C	Manager V	6,940	B	8,858	7.00	7.00



Fund	HCM Job Class	Job Class Title	Low	Type	High	2025-2026 FTE	2026-2027 FTE
	0941_C	Manager VI	7,450	B	9,510	2.00	2.00
	0942_C	Manager VII	7,983	B	10,186	4.00	4.00
	0954_C	Deputy Director IV	8,483	B	10,823	1.00	1.00
	0955_C	Deputy Director V	9,032	B	11,524	1.00	1.00
	1052_C	IS Business Analyst	4,303	B	5,413	2.00	2.00
	1053_C	IS Business Analyst-Senior	4,981	B	6,268	3.00	3.00
	1054_C	IS Business Analyst-Principal	5,769	B	7,257	5.00	5.00
	1404_C	Clerk	2,486	B	3,022	1.00	1.00
	1406_C	Senior Clerk	2,579	B	3,800	1.00	1.00
	1408_C	Principal Clerk	3,403	B	4,139	1.00	1.00
	1424_C	Clerk Typist	2,585	B	3,800	1.00	1.00
	1426_C	Senior Clerk Typist	2,838	B	3,800	1.00	1.00
	1446_C	Secretary II	3,127	B	3,800	2.00	2.00
	1450_C	Executive Secretary I	3,403	B	4,139	2.00	2.00
	1452_C	Executive Secretary II	3,744	B	4,553	3.00	3.00
	1478_C	Utility Services Representative	3,212	B	3,905	6.00	6.00
	1480_C	Utility Services Representative Supervisor	3,524	B	4,286	2.00	2.00
	1630_C	Account Clerk	2,668	B	3,242	2.00	2.00
	1632_C	Senior Account Clerk	3,090	B	3,753	4.00	4.00
	1705_C	Communications Dispatcher II	3,046	B	3,703	8.00	8.00
	1820_C	Junior Administrative Analyst	3,056	B	3,716	3.00	3.00
	1822_C	Administrative Analyst	4,019	B	4,887	7.00	7.00
	1823_C	Senior Administrative Analyst	4,686	B	5,695	5.00	5.00
	1824_C	Principal Administrative Analyst	5,425	B	6,595	2.00	2.00
	1825_C	Principal Administrative Analyst II	5,940	B	7,224	4.00	4.00
	1839_C	Water Conservation Administrator	5,361	B	6,515	6.00	6.00
	1840_C	Junior Management Assistant	3,259	B	3,963	2.00	2.00
	1842_C	Management Assistant	3,703	B	4,498	3.00	3.00
	1844_C	Senior Management Assistant	4,241	B	5,156	2.00	2.00
	1920_C	Inventory Clerk	2,480	B	3,015	1.00	1.00
	1931_C	Senior Parts Storekeeper	3,321	B	4,041	2.00	2.00
	1934_C	Storekeeper	2,722	B	3,306	5.00	5.00
	1942_C	Assistant Materials Coordinator	4,573	B	5,560	3.00	3.00
	1944_C	Materials Coordinator	5,425	B	6,595	1.00	1.00
	1950_C	Assistant Purchaser	3,157	B	3,840	6.00	6.00
	1952_C	Purchaser	3,950	B	4,803	1.00	1.00
	2481_C	Water Quality Technician	3,285	B	4,620	16.00	16.00
	2482_C	Water Quality Technician III	4,090	B	4,971	8.00	8.00
	2483_C	Biologist	3,894	B	5,481	23.05	23.05
	2484_C	Biologist III	5,481	B	6,663	7.00	7.00
	2485_C	Supervising Biologist	5,892	B	7,163	5.20	5.20
	2486_C	Chemist	3,894	B	5,481	9.00	9.00
	2487_C	Chemist III	5,481	B	6,663	3.00	3.00
	2488_C	Supervising Chemist	5,892	B	7,163	4.00	4.00

Fund	HCM Job Class	Job Class Title	Low	Type	High	2025-2026 FTE	2026-2027 FTE
	2489_C	Laboratory Services Manager	6,404	B	7,785	1.00	1.00
	2708_C	Custodian	2,599	B	3,157	7.00	7.00
	3374_C	Volunteer/Outreach Coordinator	3,532	B	4,293	2.00	2.00
	3417_C	Gardener	3,034	B	3,692	13.00	13.00
	3421_C	Chief Natural Resource Specialist	4,046	B	4,916	1.00	1.00
	3422_C	Park Section Supervisor	3,765	B	4,574	3.00	3.00
	3424_C	Integrated Pest Management Specialist	3,692	B	4,486	2.00	2.00
	3425_C	Senior Integrated Pest Management Specialist	4,262	B	5,180	1.00	1.00
	3428_C	Nursery Specialist	3,583	B	4,356	1.00	1.00
	3430_C	Chief Nursery Specialist	4,150	B	5,041	1.00	1.00
	3434_C	Arborist Technician	3,349	B	4,586	4.00	4.00
	3436_C	Arborist Technician Supervisor I	4,213	B	5,119	2.00	2.00
	3486_C	Watershed Forester	4,745	B	5,767	2.00	2.00
	5148_C	Water Operations Analyst	7,241	B	7,241	5.00	5.00
	5149_C	Superintendent of Water Treatment Facilities	8,021	B	8,021	2.00	2.00
	5201_C	Junior Engineer	4,293	B	5,217	4.00	4.00
	5203_C	Assistant Engineer	4,845	B	5,891	13.00	13.00
	5207_C	Associate Engineer	5,748	B	6,988	17.00	17.00
	5211_C	Engineer/Architect/Landscape Architect Senior	7,562	B	9,188	15.00	15.00
	5212_C	Engineer/Architect Principal	8,776	B	10,667	3.00	3.00
	5216_C	Chief Surveyor	5,809	B	7,062	1.00	1.00
	5241_C	Engineer	6,531	B	7,939	21.50	21.50
	5278_C	Planner II	4,110	B	4,994	1.00	1.00
	5291_C	Planner III	4,878	B	5,928	1.00	1.00
	5293_C	Planner IV	5,784	B	7,027	3.00	3.00
	5298_C	Planner III-Environmental Review	4,878	B	5,928	5.00	5.00
	5310_C	Survey Assistant I	3,499	B	4,255	1.00	1.00
	5312_C	Survey Assistant II	3,933	B	4,781	2.00	2.00
	5314_C	Survey Associate	4,531	B	5,509	5.00	5.00
	5364_C	Engineering Associate I	3,819	B	4,642	1.00	1.00
	5366_C	Engineering Associate II	4,423	B	5,377	3.00	3.00
	5382_C	Student Design Trainee III, Arch, Engr, & Planning	3,299	B	3,299	0.00	0.00
	5601_C	Utility Analyst	3,180	B	4,932	5.80	5.80
	5602_C	Utility Specialist	4,799	B	7,095	12.00	12.00
	5620_C	Regulatory Specialist	4,878	B	5,928	3.00	3.00
	6130_C	Safety Analyst	5,453	B	6,628	1.00	1.00
	6318_C	Construction Inspector	4,666	B	5,672	7.00	7.00
	6319_C	Senior Construction Inspector	5,144	B	6,253	1.00	1.00
	7120_C	Buildings And Grounds Maintenance Superintendent	7,189	B	7,189	1.00	1.00
	7134_C	Water Construction And Maintenance Superintendent	6,462	B	7,858	2.00	2.00

Fund	HCM Job Class	Job Class Title	Low	Type	High	2025-2026 FTE	2026-2027 FTE
	7204_C	Chief Water Service Inspector	6,083	B	7,395	1.00	1.00
	7208_C	Heavy Equipment Operations Supervisor	5,029	B	6,113	1.00	1.00
	7213_C	Plumber Supervisor I	5,310	B	6,452	1.00	1.00
	7215_C	General Laborer Supervisor I	3,312	B	4,024	8.00	8.00
	7219_C	Maintenance Scheduler	3,490	B	4,241	2.00	2.00
	7226_C	Carpenter Supervisor I	5,006	B	6,085	3.00	3.00
	7238_C	Electrician Supervisor I	5,267	B	6,404	2.00	2.00
	7245_C	Chief Stationary Engineer, Water Treatment Plant	6,656	B	6,656	7.00	7.00
	7250_C	Utility Plumber Supervisor I	5,310	B	6,452	32.00	32.00
	7254_C	Automotive Machinist Supervisor I	6,048	B	6,048	2.00	2.00
	7258_C	Maintenance Machinist Supervisor I	6,352	B	6,352	1.00	1.00
	7259_C	Water And Power Maintenance Supervisor I	4,002	B	4,862	1.00	1.00
	7262_C	Maintenance Planner	6,283	B	6,283	6.00	6.00
	7263_C	Maintenance Manager	5,494	B	6,676	1.00	1.00
	7270_C	Watershed Keeper Supervisor	3,607	B	4,388	3.00	3.00
	7276_C	Electrician Supervisor II	5,849	B	7,110	2.00	2.00
	7281_C	Street Environmental Svcs Operations Supervisor	4,465	B	5,425	0.00	0.00
	7284_C	Utility Plumber Supervisor II	5,854	B	7,114	7.00	7.00
	7306_C	Automotive Body And Fender Worker	4,654	B	4,654	1.00	1.00
	7309_C	Car And Auto Painter	4,654	B	4,654	1.00	1.00
	7313_C	Automotive Machinist	4,743	B	4,743	12.00	12.00
	7315_C	Automotive Machinist Assistant Supervisor	5,490	B	5,490	2.00	2.00
	7316_C	Water Service Inspector	4,765	B	5,791	13.00	13.00
	7317_C	Senior Water Service Inspector	5,519	B	6,706	7.00	7.00
	7318_C	Electronic Maintenance Technician	5,161	B	6,270	11.00	11.00
	7328_C	Operating Engineer, Universal	4,336	B	5,270	15.00	15.00
	7329_C	Electronic Maintenance Technician Asst Supervisor	5,574	B	6,776	2.00	2.00
	7332_C	Maintenance Machinist	4,291	B	5,207	14.95	14.95
	7334_C	Stationary Engineer	4,938	B	4,938	4.00	4.00
	7335_C	Senior Stationary Engineer	5,596	B	5,596	3.00	3.00
	7337_C	Maintenance Machinist Assistant Supervisor	4,701	B	5,713	2.00	2.00
	7341_C	Stationary Engineer, Water Treatment Plant	5,249	B	5,249	42.00	42.00
	7343_C	Senior Stationary Engineer, Water Treatment Plant	5,942	B	5,942	17.00	17.00
	7344_C	Carpenter	4,057	B	4,932	10.00	10.00
	7345_C	Electrician	4,686	B	5,693	14.00	14.00
	7346_C	Painter	3,663	B	4,451	5.00	5.00
	7347_C	Plumber	4,720	B	5,739	5.00	5.00
	7353_C	Water Meter Repairer	3,957	B	4,814	8.00	8.00
	7355_C	Truck Driver	3,595	B	4,576	19.00	19.00
	7360_C	Pipe Welder	4,720	B	5,739	5.00	5.00

Fund		HCM Job Class	Job Class Title	Low	Type	High	2025-2026 FTE	2026-2027 FTE
26000	WTR Work Order	7388_C	Utility Plumber	4,720	B	5,739	92.00	92.00
		7410_C	Automotive Service Worker	3,022	B	3,671	5.00	5.00
		7470_C	Watershed Keeper	3,229	B	3,923	18.00	18.00
		7514_C	General Laborer	2,933	B	3,566	57.00	57.00
		TEMPM_E	Temporary - Miscellaneous	5,251	B	5,251	7.94	7.94
		2483_C	Biologist	3,894	B	5,481	3.95	3.95
		2485_C	Supervising Biologist	5,892	B	7,163	0.80	0.80
		5241_C	Engineer	6,531	B	7,939	0.50	0.50
		5601_C	Utility Analyst	3,180	B	4,932	0.20	0.20
		7332_C	Maintenance Machinist	4,291	B	5,207	1.05	1.05
		TEMPM_E	Temporary - Miscellaneous	5,251	B	5,251	2.29	2.29
232429 Division Total							867.23	867.23
PUC Department Total							2,852.13	2,854.73

**Department: REC Recreation And Park Commission**

Fund		HCM Job Class	Job Class Title	Low	Type	High	2025-2026 FTE	2026-2027 FTE
Division: 207912 - REC Operations								
10000	GF Annual Account Ctrl	0922_C	Manager I	5,176	B	6,609	11.00	11.00
		0923_C	Manager II	5,560	B	7,096	2.00	2.00
		0931_C	Manager III	5,995	B	7,652	1.00	1.00
		0951_C	Deputy Director I	5,176	B	6,609	1.00	1.00
		0953_C	Deputy Director III	7,450	B	9,510	1.00	1.00
		1704_C	Communications Dispatcher I	2,747	B	3,338	4.00	4.00
		1705_C	Communications Dispatcher II	3,046	B	3,703	1.00	1.00
		1820_C	Junior Administrative Analyst	3,056	B	3,716	0.00	0.00
		1822_C	Administrative Analyst	4,019	B	4,887	1.00	1.00
		1823_C	Senior Administrative Analyst	4,686	B	5,695	0.50	0.50
		1824_C	Principal Administrative Analyst	5,425	B	6,595	0.00	0.00
		2708_C	Custodian	2,599	B	3,157	62.25	62.25
		2716_C	Custodial Assistant Supervisor	2,856	B	3,473	6.00	6.00
		2718_C	Custodial Supervisor	3,151	B	3,828	6.00	6.00
		3210_C	Swimming Instructor/Pool Lifeguard	2,516	B	3,056	12.00	12.00
		3213_C	Aquatics Facility Assistant Supervisor	2,642	B	3,212	6.00	6.00
		3215_C	Aquatics Facility Supervisor	3,456	B	4,200	8.00	8.00
		3260_C	Crafts Instructor	2,813	B	3,423	2.00	2.00
		3278_C	Recreation Facility Assistant	2,071	B	2,071	9.50	9.50
		3283_C	Recreation Specialist	2,813	B	3,423	3.50	3.50
		3286_C	Recreation Coordinator	2,897	B	3,524	25.00	25.00
		3289_C	Recreation Supervisor	3,978	B	4,836	8.00	8.00
		3302_C	Admission Attendant	2,206	B	2,680	3.00	3.00
		3370_C	Animal Care Attendant	2,591	B	3,305	1.00	1.00
		3410_C	Apprentice Gardener	2,174	B	2,964	21.00	21.00
		3417_C	Gardener	3,034	B	3,692	133.50	133.50
		3420_C	Natural Resource Specialist	3,325	B	4,046	0.00	0.00
		3422_C	Park Section Supervisor	3,765	B	4,574	19.00	19.00
		3424_C	Integrated Pest Management Specialist	3,692	B	4,486	3.00	3.00
		3425_C	Senior Integrated Pest Management Specialist	4,262	B	5,180	1.00	1.00
		3428_C	Nursery Specialist	3,583	B	4,356	7.00	7.00
		3430_C	Chief Nursery Specialist	4,150	B	5,041	2.00	2.00
		3434_C	Arborist Technician	3,349	B	4,586	8.00	8.00
		3435_C	Urban Forestry Inspector	3,592	B	4,366	1.00	1.00
		3436_C	Arborist Technician Supervisor I	4,213	B	5,119	3.00	3.00
		3438_C	Arborist Technician Supervisor II	4,421	B	5,372	1.00	1.00
		3541_C	Curator I	2,957	B	3,594	2.00	2.00
		3542_C	Curator II	3,607	B	4,388	3.00	3.00
		3546_C	Curator IV	4,789	B	5,821	1.00	1.00
		6335	C	Disability Access Coordinator	7,096	B	8,625	0.00

Fund	HCM Job Class	Job Class Title	Low	Type	High	2025-2026	2026-2027
						FTE	FTE
10020 GF Continuing Authority Ctrl	7108_C	Heavy Equipment Operations Assistant Supervisor	4,789	B	5,821	1.00	1.00
	7208_C	Heavy Equipment Operations Supervisor	5,029	B	6,113	1.00	1.00
	7213_C	Plumber Supervisor I	5,310	B	6,452	1.00	1.00
	7215_C	General Laborer Supervisor I	3,312	B	4,024	2.00	2.00
	7226_C	Carpenter Supervisor I	5,006	B	6,085	1.00	1.00
	7238_C	Electrician Supervisor I	5,267	B	6,404	1.00	1.00
	7239_C	Plumber Supervisor II	5,854	B	7,114	1.00	1.00
	7242_C	Painter Supervisor I	4,388	B	5,330	2.00	2.00
	7272_C	Carpenter Supervisor II	5,519	B	6,709	1.00	1.00
	7311_C	Cement Mason	3,524	B	4,286	2.00	2.00
	7328_C	Operating Engineer, Universal	4,336	B	5,270	5.00	5.00
	7334_C	Stationary Engineer	4,938	B	4,938	5.00	5.00
	7335_C	Senior Stationary Engineer	5,596	B	5,596	2.00	2.00
	7344_C	Carpenter	4,057	B	4,932	9.00	9.00
	7345_C	Electrician	4,686	B	5,693	5.00	5.00
	7346_C	Painter	3,663	B	4,451	5.00	5.00
	7347_C	Plumber	4,720	B	5,739	7.00	7.00
	7348_C	Steamfitter	4,720	B	5,739	2.00	2.00
	7355_C	Truck Driver	3,595	B	4,576	7.00	7.00
	7376_C	Sheet Metal Worker	4,655	B	5,659	3.00	3.00
	7395_C	Ornamental Iron Worker	3,848	B	4,675	2.00	2.00
	7514_C	General Laborer	2,933	B	3,566	12.00	12.00
	8208_C	Park Ranger	3,044	B	3,701	54.00	54.00
	8210_C	Head Park Ranger	3,774	B	4,587	8.00	8.00
	9342_C	Ornamental Iron Worker Supervisor I	4,373	B	5,310	1.00	1.00
	9343_C	Roofer	3,716	B	4,518	1.00	1.00
	TEMPM_E	Temporary - Miscellaneous	5,251	B	5,251	19.06	19.06
	0922_C	Manager I	5,176	B	6,609	1.00	1.00
	3283_C	Recreation Specialist	2,813	B	3,423	4.00	4.00
	3286_C	Recreation Coordinator	2,897	B	3,524	3.00	3.00
	3374_C	Volunteer/Outreach Coordinator	3,532	B	4,293	2.00	2.00
	TEMPM_E	Temporary - Miscellaneous	5,251	B	5,251	0.07	0.07
10060 GF Work Order	0922_C	Manager I	5,176	B	6,609	1.00	1.00
	2708_C	Custodian	2,599	B	3,157	1.00	1.00
	3286_C	Recreation Coordinator	2,897	B	3,524	5.00	5.00
	3417_C	Gardener	3,034	B	3,692	7.00	7.00
	3420_C	Natural Resource Specialist	3,325	B	4,046	2.00	2.00
	3422_C	Park Section Supervisor	3,765	B	4,574	1.00	1.00
	3434_C	Arborist Technician	3,349	B	4,586	1.00	1.00
	7345_C	Electrician	4,686	B	5,693	0.00	0.00
	7346_C	Painter	3,663	B	4,451	1.00	1.00
	7347_C	Plumber	4,720	B	5,739	1.00	1.00
	TEMPM_E	Temporary - Miscellaneous	5,251	B	5,251	4.35	4.35
10080 GF Overhead-Recreation & Parks	0922_C	Manager I	5,176	B	6,609	1.00	1.00

Fund	HCM Job Class	Job Class Title	Low	Type	High	2025-2026	2026-2027
						FTE	FTE
11895 SR R&P Maintenance Fund	0923_C	Manager II	5,560	B	7,096	1.00	1.00
	0931_C	Manager III	5,995	B	7,652	1.00	1.00
	0953_C	Deputy Director III	7,450	B	9,510	1.00	1.00
	1820_C	Junior Administrative Analyst	3,056	B	3,716	4.00	4.00
	1822_C	Administrative Analyst	4,019	B	4,887	3.00	3.00
	1823_C	Senior Administrative Analyst	4,686	B	5,695	3.00	3.00
	1824_C	Principal Administrative Analyst	5,425	B	6,595	3.00	3.00
	3286_C	Recreation Coordinator	2,897	B	3,524	3.00	3.00
	3302_C	Admission Attendant	2,206	B	2,680	1.75	1.75
	5201_C	Junior Engineer	4,293	B	5,217	1.00	1.00
	5502_C	Project Manager I	7,324	B	7,324	2.00	2.00
	5504_C	Project Manager II	8,475	B	8,475	1.00	1.00
	7262_C	Maintenance Planner	6,283	B	6,283	1.00	1.00
	TEMPM_E	Temporary - Miscellaneous	5,251	B	5,251	1.99	1.99
	0922_C	Manager I	5,176	B	6,609	0.50	0.50
	2708_C	Custodian	2,599	B	3,157	3.50	3.50
	2716_C	Custodial Assistant Supervisor	2,856	B	3,473	1.00	1.00
	3417_C	Gardener	3,034	B	3,692	10.00	10.00
	3422_C	Park Section Supervisor	3,765	B	4,574	1.50	1.50
	7344_C	Carpenter	4,057	B	4,932	0.50	0.50
11902 SR R&P-Marina -Annual	7346_C	Painter	3,663	B	4,451	0.50	0.50
	7347_C	Plumber	4,720	B	5,739	0.50	0.50
	7514_C	General Laborer	2,933	B	3,566	0.50	0.50
	8208_C	Park Ranger	3,044	B	3,701	3.00	3.00
	0922_C	Manager I	5,176	B	6,609	1.00	1.00
	1408_C	Principal Clerk	3,403	B	4,139	1.00	1.00
	1820_C	Junior Administrative Analyst	3,056	B	3,716	1.00	1.00
	1823_C	Senior Administrative Analyst	4,686	B	5,695	1.00	1.00
	3232_C	Marina Assistant	2,845	B	3,456	5.00	5.00
	3233_C	Marina Associate Manager	3,212	B	3,905	1.00	1.00
12360 SR Golf Fund Annual	3417_C	Gardener	3,034	B	3,692	1.00	1.00
	8208_C	Park Ranger	3,044	B	3,701	1.51	1.51
	TEMPM_E	Temporary - Miscellaneous	5,251	B	5,251	0.19	0.19
	0922_C	Manager I	5,176	B	6,609	0.00	0.00
	3417_C	Gardener	3,034	B	3,692	36.00	36.00
	3422_C	Park Section Supervisor	3,765	B	4,574	3.00	3.00
	3424_C	Integrated Pest Management Specialist	3,692	B	4,486	1.00	1.00
	3434_C	Arborist Technician	3,349	B	4,586	2.01	2.01
	3436_C	Arborist Technician Supervisor I	4,213	B	5,119	0.00	0.00
	7328_C	Operating Engineer, Universal	4,336	B	5,270	1.00	1.00
13370 SR Open Space&Park-Annual	7347_C	Plumber	4,720	B	5,739	3.00	3.00
	7355_C	Truck Driver	3,595	B	4,576	5.00	5.00
	7514_C	General Laborer	2,933	B	3,566	1.00	1.00
	0922_C	Manager I	5,176	B	6,609	6.50	6.50

Fund	HCM Job Class	Job Class Title	Low	Type	High	2025-2026 FTE	2026-2027 FTE
	0923_C	Manager II	5,560	B	7,096	1.00	1.00
	0953_C	Deputy Director III	7,450	B	9,510	1.00	1.00
	1051_C	IS Business Analyst-Assistant	3,716	B	4,675	1.00	1.00
	1053_C	IS Business Analyst-Senior	4,981	B	6,268	1.00	1.00
	1314_C	Public Relations Officer	4,423	B	5,377	1.00	1.00
	1406_C	Senior Clerk	2,579	B	3,800	1.00	1.00
	1822_C	Administrative Analyst	4,019	B	4,887	2.00	2.00
	1823_C	Senior Administrative Analyst	4,686	B	5,695	2.00	2.00
	1824_C	Principal Administrative Analyst	5,425	B	6,595	1.00	1.00
	1827_C	Administrative Services Manager	4,734	B	5,756	1.00	1.00
	2656_C	Chef	3,403	B	4,139	1.00	1.00
	2708_C	Custodian	2,599	B	3,157	25.75	25.75
	2716_C	Custodial Assistant Supervisor	2,856	B	3,473	1.00	1.00
	2718_C	Custodial Supervisor	3,151	B	3,828	3.00	3.00
	3210_C	Swimming Instructor/Pool Lifeguard	2,516	B	3,056	7.00	7.00
	3213_C	Aquatics Facility Assistant Supervisor	2,642	B	3,212	6.72	6.72
	3278_C	Recreation Facility Assistant	2,071	B	2,071	4.00	4.00
	3283_C	Recreation Specialist	2,813	B	3,423	17.00	17.00
	3286_C	Recreation Coordinator	2,897	B	3,524	32.48	32.48
	3289_C	Recreation Supervisor	3,978	B	4,836	5.00	5.00
	3302_C	Admission Attendant	2,206	B	2,680	0.25	0.25
	3374_C	Volunteer/Outreach Coordinator	3,532	B	4,293	9.00	9.00
	3410_C	Apprentice Gardener	2,174	B	2,964	11.00	11.00
	3417_C	Gardener	3,034	B	3,692	59.00	59.00
	3420_C	Natural Resource Specialist	3,325	B	4,046	8.00	8.00
	3421_C	Chief Natrual Resource Specialist	4,046	B	4,916	1.00	1.00
	3422_C	Park Section Supervisor	3,765	B	4,574	11.00	11.00
	3426_C	Forester	4,518	B	6,054	1.00	1.00
	3434_C	Arborist Technician	3,349	B	4,586	2.00	2.00
	5298_C	Planner III-Environmental Review	4,878	B	5,928	0.00	0.00
	5299_C	Planner IV-Environmental Review	5,784	B	7,027	1.00	1.00
	7205_C	Chief Stationary Engineer	6,264	B	6,264	1.00	1.00
	7215_C	General Laborer Supervisor I	3,312	B	4,024	1.00	1.00
	7311_C	Cement Mason	3,524	B	4,286	1.00	1.00
	7334_C	Stationary Engineer	4,938	B	4,938	4.00	4.00
	7344_C	Carpenter	4,057	B	4,932	1.50	1.50
	7345_C	Electrician	4,686	B	5,693	3.00	3.00
	7346_C	Painter	3,663	B	4,451	5.50	5.50
	7347_C	Plumber	4,720	B	5,739	2.50	2.50
	7355_C	Truck Driver	3,595	B	4,576	8.00	8.00
	7395_C	Ornamental Iron Worker	3,848	B	4,675	4.00	4.00
	7514_C	General Laborer	2,933	B	3,566	3.50	3.50
	9343_C	Roofer	3,716	B	4,518	2.00	2.00
	9344_C	Roofer Supervisor I	4,286	B	5,208	1.00	1.00



Fund	HCM Job Class	Job Class Title	Low	Type	High	2025-2026 FTE	2026-2027 FTE
14820 SR ETF-Gift	9770_C	Community Development Assistant	3,027	B	3,682	3.00	3.00
	9772_C	Community Development Specialist	3,807	B	4,630	1.00	1.00
	9774_C	Senior Community Development Specialist I	4,411	B	5,361	2.00	2.00
	9775_C	Senior Community Development Specialist II	5,229	B	6,357	1.00	1.00
	TEMPM_E	Temporary - Miscellaneous	5,251	B	5,251	32.89	32.89
	2708_C	Custodian	2,599	B	3,157	0.50	0.50
	3417_C	Gardener	3,034	B	3,692	2.00	2.00
<b>207912 Division Total</b>						<b>994.77</b>	<b>994.77</b>

## Division: 232199 - REC Admin Services

10080 GF Overhead-Recreation & Parks	0114_E	Board/Commission Member, Group V		B		0.10	0.10
	0922_C	Manager I	5,176	B	6,609	3.00	3.00
	0923_C	Manager II	5,560	B	7,096	1.00	1.00
	0932_C	Manager IV	6,436	B	8,212	4.00	4.00
	0941_C	Manager VI	7,450	B	9,510	1.00	1.00
	0951_C	Deputy Director I	5,176	B	6,609	1.00	1.00
	0952_C	Deputy Director II	5,995	B	7,652	1.00	1.00
	0953_C	Deputy Director III	7,450	B	9,510	2.00	2.00
	0954_C	Deputy Director IV	8,483	B	10,823	2.00	2.00
	0964_C	Department Head IV	9,743	B	12,432	1.00	1.00
	1043_C	IS Engineer-Senior	5,911	B	7,438	1.00	1.00
	1052_C	IS Business Analyst	4,303	B	5,413	1.00	1.00
	1053_C	IS Business Analyst-Senior	4,981	B	6,268	1.00	1.00
	1054_C	IS Business Analyst-Principal	5,769	B	7,257	1.00	1.00
	1091_C	IT Operations Support Administrator I	2,850	B	3,531	1.00	1.00
	1092_C	IT Operations Support Administrator II	3,347	B	4,150	1.00	1.00
	1093_C	IT Operations Support Administrator III	4,068	B	5,044	2.00	2.00
	1202_C	Personnel Clerk	2,769	B	3,363	1.00	1.00
	1204_C	Senior Personnel Clerk	3,203	B	3,894	4.00	4.00
	1222_C	Senior Payroll And Personnel Clerk	3,490	B	4,241	3.00	3.00
	1224_C	Principal Payroll And Personnel Clerk	3,848	B	4,675	1.00	1.00
	1241_C	Human Resources Analyst	3,674	B	5,410	6.00	6.00
	1244_C	Senior Human Resources Analyst	5,195	B	6,310	5.00	5.00
	1246_C	Principal Human Resources Analyst	5,867	B	7,131	3.00	3.00
	1450_C	Executive Secretary I	3,403	B	4,139	1.00	1.00
	1630_C	Account Clerk	2,668	B	3,242	1.00	1.00
	1632_C	Senior Account Clerk	3,090	B	3,753	4.00	4.00
	1654_C	Accountant III	4,686	B	5,695	3.00	3.00
	1657_C	Accountant IV	5,423	B	6,590	2.00	2.00
	1820_C	Junior Administrative Analyst	3,056	B	3,716	1.00	1.00
	1822_C	Administrative Analyst	4,019	B	4,887	5.00	5.00
	1823_C	Senior Administrative Analyst	4,686	B	5,695	9.00	9.00
	1824_C	Principal Administrative Analyst	5,425	B	6,595	3.00	3.00

Fund	HCM Job Class	Job Class Title	Low	Type	High	2025-2026 FTE	2026-2027 FTE
13370 SR Open Space&Park-Annual	1825_C	Principal Administrative Analyst II	5,940	B	7,224	2.00	2.00
	1840_C	Junior Management Assistant	3,259	B	3,963	1.00	1.00
	1844_C	Senior Management Assistant	4,241	B	5,156	0.50	0.50
	1932_C	Assistant Storekeeper	2,480	B	3,015	1.00	1.00
	1950_C	Assistant Purchaser	3,157	B	3,840	1.00	1.00
	6130_C	Safety Analyst	5,453	B	6,628	0.50	0.50
	6138_C	Industrial Hygienist	5,453	B	6,628	1.00	1.00
	6139_C	Senior Industrial Hygienist	6,012	B	7,307	1.00	1.00
	8602_C	Emergency Services Coord II	4,110	B	4,994	1.00	1.00
	TEMPM_E	Temporary - Miscellaneous	5,251	B	5,251	0.36	0.36
	0923_C	Manager II	5,560	B	7,096	0.00	0.00
	1824_C	Principal Administrative Analyst	5,425	B	6,595	0.00	0.00
	5291_C	Planner III	4,878	B	5,928	0.00	0.00
	TEMPM_E	Temporary - Miscellaneous	5,251	B	5,251	0.00	0.00
<b>232199 Division Total</b>						<b>85.46</b>	<b>85.46</b>

## Division: 262668 - REC Capital Division

10000	GF Annual Account Ctrl	6335_C	Disability Access Coordinator	7,096	B	8,625	0.00	0.00		
10060	GF Work Order	1654_C	Accountant III	4,686	B	5,695	2.00	2.00		
		1822_C	Administrative Analyst	4,019	B	4,887	1.00	1.00		
		1823_C	Senior Administrative Analyst	4,686	B	5,695	1.00	1.00		
		1824_C	Principal Administrative Analyst	5,425	B	6,595	1.00	1.00		
		3374_C	Volunteer/Outreach Coordinator	3,532	B	4,293	1.00	1.00		
		5261_C	Architectural/Landscape Architectural Assistant II	4,292	B	5,217	3.00	3.00		
		5274_C	Landscape Architect	6,529	B	7,940	1.00	1.00		
		5278_C	Planner II	4,110	B	4,994	2.00	2.00		
		5293_C	Planner IV	5,784	B	7,027	2.00	2.00		
		5502_C	Project Manager I	7,324	B	7,324	11.00	11.00		
		5504_C	Project Manager II	8,475	B	8,475	4.00	4.00		
		10080	GF Overhead-Recreation & Parks	0954_C	Deputy Director IV	8,483	B	10,823	1.00	1.00
				1446_C	Secretary II	3,127	B	3,800	1.00	1.00
				1654_C	Accountant III	4,686	B	5,695	1.00	1.00
				1657_C	Accountant IV	5,423	B	6,590	1.00	1.00
1822_C	Administrative Analyst			4,019	B	4,887	1.00	1.00		
1824_C	Principal Administrative Analyst			5,425	B	6,595	1.00	1.00		
1825_C	Principal Administrative Analyst II			5,940	B	7,224	1.00	1.00		
3374_C	Volunteer/Outreach Coordinator			3,532	B	4,293	1.00	1.00		
5506_C	Project Manager III			10,288	B	10,288	1.00	1.00		
TEMPM_E	Temporary - Miscellaneous			5,251	B	5,251	1.17	1.17		
13370	SR Open Space&Park-Annual	0923_C	Manager II	5,560	B	7,096	1.00	1.00		
		1824_C	Principal Administrative Analyst	5,425	B	6,595	2.00	2.00		
		5291_C	Planner III	4,878	B	5,928	2.00	2.00		
		6335_C	Disability Access Coordinator	7,096	B	8,625	1.00	1.00		
		TEMPM_E	Temporary - Miscellaneous	5,251	B	5,251	0.48	0.48		

Fund	HCM Job Class	Job Class Title	Low	Type	High	2025-2026 FTE	2026-2027 FTE
262668 Division Total						45.65	45.65
REC Department Total						1,125.88	1,125.88

**Department: REG Elections**

Fund		HCM Job Class	Job Class Title	Low	Type	High	2025-2026 FTE	2026-2027 FTE
Division: 232302 - REG Elections Services								
10000	GF Annual Account Ctrl	0951_C	Deputy Director I	5,176	B	6,609	1.00	1.00
		0952_C	Deputy Director II	5,995	B	7,652	1.00	1.00
		0962_C	Department Head II	7,983	B	10,186	1.00	1.00
		1043_C	IS Engineer-Senior	5,911	B	7,438	1.00	1.00
		1052_C	IS Business Analyst	4,303	B	5,413	1.00	1.00
		1062_C	IS Programmer Analyst	3,898	B	4,902	2.00	2.00
		1092_C	IT Operations Support Administrator II	3,347	B	4,150	1.00	1.00
		1222_C	Senior Payroll And Personnel Clerk	3,490	B	4,241	1.00	1.00
		1241_C	Human Resources Analyst	3,674	B	5,410	1.00	1.00
		1403_C	Elections Clerk	2,755	B	3,349	6.00	6.00
		1408_C	Principal Clerk	3,403	B	4,139	0.00	0.00
		1410_C	Chief Clerk	3,905	B	4,745	2.00	2.00
		1840_C	Junior Management Assistant	3,259	B	3,963	8.00	8.00
		1842_C	Management Assistant	3,703	B	4,498	8.00	8.00
		1844_C	Senior Management Assistant	4,241	B	5,156	2.00	2.00
		TEMPM_E	Temporary - Miscellaneous	5,251	B	5,251	19.22	19.22
<b>232302 Division Total</b>							<b>55.22</b>	<b>55.22</b>
Division: 246641 - REG Elections-Commission								
10000	GF Annual Account Ctrl	1450_C	Executive Secretary I	3,403	B	4,139	0.50	0.50
<b>246641 Division Total</b>							<b>0.50</b>	<b>0.50</b>
<b>REG Department Total</b>							<b>55.72</b>	<b>55.72</b>

**Department: RET Retirement System**

Fund	HCM Job Class	Job Class Title	Low	Type	High	2025-2026 FTE	2026-2027 FTE
Division: 207980 - RET SF Deferred Comp Program							
10010	GF Annual Authority Ctrl	0923_C Manager II	5,560	B	7,096	1.00	1.00
		0932_C Manager IV	6,436	B	8,212	1.00	1.00
		1209_C Benefits Technician	2,927	B	3,560	2.00	2.00
		1812_C Assistant Retirement Analyst	3,703	B	4,498	2.00	2.00
		1814_C Benefits Supervisor	5,029	B	6,113	1.00	1.00
		TEMPM_E Temporary - Miscellaneous	5,251	B	5,251	0.62	0.62
<b>207980 Division Total</b>						<b>7.62</b>	<b>7.62</b>

## Division: 232318 - RET Retirement Services

31330	Employees Retirement Trust	0922_C Manager I	5,176	B	6,609	2.00	2.00
		0931_C Manager III	5,995	B	7,652	3.00	3.00
		0941_C Manager VI	7,450	B	9,510	1.00	1.00
		0955_C Deputy Director V	9,032	B	11,524	1.00	1.00
		1209_C Benefits Technician	2,927	B	3,560	15.00	15.00
		1686_C Auditor III	5,344	B	6,496	1.00	1.00
		1812_C Assistant Retirement Analyst	3,703	B	4,498	25.00	25.00
		1813_C Senior Benefits Analyst	4,200	B	5,107	9.00	9.00
		1814_C Benefits Supervisor	5,029	B	6,113	6.00	6.00
		1867_C Auditor I	3,363	B	4,090	1.00	1.00
		TEMPM_E Temporary - Miscellaneous	5,251	B	5,251	4.42	4.42
<b>232318 Division Total</b>						<b>68.42</b>	<b>68.42</b>

## Division: 232319 - RET Investment

31330	Employees Retirement Trust	0922_C Manager I	5,176	B	6,609	8.00	8.00
		0923_C Manager II	5,560	B	7,096	8.00	8.00
		1114_C Senior Portfolio Manager	7,428	B	9,481	2.00	2.00
		1115_C Director	9,032	B	11,524	7.00	7.00
		1116_C Managing Director	10,975	B	14,008	5.00	5.00
		4331_C Security Analyst	5,093	B	6,187	1.00	1.00
		TEMPM_E Temporary - Miscellaneous	5,251	B	5,251	1.25	1.25
<b>232319 Division Total</b>						<b>32.25</b>	<b>32.25</b>

## Division: 232320 - RET Administration

31330	Employees Retirement Trust	0922_C Manager I	5,176	B	6,609	2.00	2.00
		0923_C Manager II	5,560	B	7,096	2.00	2.00
		0931_C Manager III	5,995	B	7,652	1.00	1.00
		0932_C Manager IV	6,436	B	8,212	1.00	1.00
		0941_C Manager VI	7,450	B	9,510	1.00	1.00
		0952_C Deputy Director II	5,995	B	7,652	1.00	1.00
		1043_C IS Engineer-Senior	5,911	B	7,438	2.00	2.00
		1053_C IS Business Analyst-Senior	4,981	B	6,268	2.00	2.00
		1054_C IS Business Analyst-Principal	5,769	B	7,257	5.00	5.00
		1063_C IS Programmer Analyst-Senior	4,736	B	5,960	1.00	1.00

Fund	HCM Job Class	Job Class Title	Low	Type	High	2025-2026 FTE	2026-2027 FTE
	1064_C	IS Programmer Analyst-Principal	5,515	B	6,937	3.00	3.00
	1070_C	IS Project Director	6,359	B	7,999	2.00	2.00
	1093_C	IT Operations Support Administrator III	4,068	B	5,044	1.00	1.00
	1094_C	IT Operations Support Administrator IV	4,949	B	6,131	1.00	1.00
	1110_C	Exec Asst To The Exec Director, Retirement System	5,177	B	6,294	1.00	1.00
	1117_C	Deputy Director for Investments, Retirement System	14,820	B	18,015	1.00	1.00
	1119_C	Chief Investment Officer	13,124	B	16,753	1.00	1.00
	1241_C	Human Resources Analyst	3,674	B	5,410	2.00	2.00
	1244_C	Senior Human Resources Analyst	5,195	B	6,310	1.00	1.00
	1246_C	Principal Human Resources Analyst	5,867	B	7,131	1.00	1.00
	1404_C	Clerk	2,486	B	3,022	4.00	4.00
	1632_C	Senior Account Clerk	3,090	B	3,753	1.00	1.00
	1652_C	Accountant II	3,874	B	4,706	2.00	2.00
	1654_C	Accountant III	4,686	B	5,695	3.00	3.00
	1823_C	Senior Administrative Analyst	4,686	B	5,695	1.00	1.00
	1825_C	Principal Administrative Analyst II	5,940	B	7,224	2.00	2.00
	1842_C	Management Assistant	3,703	B	4,498	2.00	2.00
	1844_C	Senior Management Assistant	4,241	B	5,156	2.00	2.00
	4331_C	Security Analyst	5,093	B	6,187	1.00	1.00
<b>232320 Division Total</b>						<b>50.00</b>	<b>50.00</b>
<b>RET Department Total</b>						<b>158.29</b>	<b>158.29</b>

Department: RNT Rent Arbitration Board

Fund		HCM Job Class	Job Class Title	Low	Type	High	2025-2026 FTE	2026-2027 FTE
Division: 232325 - RNT Rent Arbitration Board								
10850	SR Rent Arbitration Board	0112_E	Board/Commission Member, Group III		B		0.10	0.10
		0923_C	Manager II	5,560	B	7,096	1.00	1.00
		0952_C	Deputy Director II	5,995	B	7,652	1.00	1.00
		0961_C	Department Head I	6,436	B	8,212	1.00	1.00
		1054_C	IS Business Analyst-Principal	5,769	B	7,257	1.00	1.00
		1095_C	IT Operations Support Administrator V	5,322	B	6,598	1.00	1.00
		1406_C	Senior Clerk	2,579	B	3,800	7.00	7.00
		1410_C	Chief Clerk	3,905	B	4,745	1.00	1.00
		1424_C	Clerk Typist	2,585	B	3,800	1.00	1.00
		1446_C	Secretary II	3,127	B	3,800	1.00	1.00
		1822_C	Administrative Analyst	4,019	B	4,887	2.00	2.00
		1823_C	Senior Administrative Analyst	4,686	B	5,695	3.00	3.00
		1824_C	Principal Administrative Analyst	5,425	B	6,595	1.00	1.00
		2975_C	Citizens Complaint Officer	3,703	B	4,498	12.00	12.00
		2982_C	Rent Board Supervisor	4,508	B	5,481	2.00	2.00
		8173_C	Legal Assistant	3,840	B	4,666	3.00	3.00
		8177_C	Attorney (Civil/Criminal)	5,890	B	10,320	11.00	11.00
		8182_C	Head Attorney, Civil And Criminal	9,122	B	11,086	2.00	2.00
		TEMPM_E	Temporary - Miscellaneous	5,251	B	5,251	0.95	0.95
232325 Division Total							52.05	52.05
RNT Department Total							52.05	52.05

Department: SCI Academy Of Sciences

Fund		HCM Job Class	Job Class Title	Low	Type	High	2025-2026 FTE	2026-2027 FTE
Division: 232328 - SCI Academy of Sciences								
10000	GF Annual Account Ctrl	7205_C	Chief Stationary Engineer	6,264	B	6,264	1.00	1.00
		7334_C	Stationary Engineer	4,938	B	4,938	11.20	11.20
		7335_C	Senior Stationary Engineer	5,596	B	5,596	1.00	1.00
		TEMPM_E	Temporary - Miscellaneous	5,251	B	5,251	0.01	0.01
232328 Division Total							13.21	13.21
SCI Department Total							13.21	13.21



Department: SDA Office of Sheriff's Inspector General

Fund		HCM Job Class	Job Class Title	Low	Type	High	2025-2026 FTE	2026-2027 FTE
Division: 210721 - SDA Inspector General								
10010	GF Annual Authority Ctrl	0961_C	Department Head I	6,436	B	8,212	1.00	1.00
		8124_C	Investigator, Department of Police Accountability	4,293	B	5,218	7.00	7.00
		8126_C	Sr Investigator, Dept of Police Accountability	4,710	B	5,726	2.00	2.00
		8181_C	Assistant Chief Attorney I	9,577	B	11,641	0.00	0.00
210721 Division Total							10.00	10.00
Division: 210722 - SDA Sheriff Oversight								
10010	GF Annual Authority Ctrl	0114_E	Board/Commission Member, Group V		B		0.10	0.10
		1823_C	Senior Administrative Analyst	4,686	B	5,695	0.00	0.00
		1842_C	Management Assistant	3,703	B	4,498	0.24	0.00
210722 Division Total							0.34	0.10
SDA Department Total							10.34	10.10

**Department: SHF Sheriff**

Fund	HCM Job Class	Job Class Title	Low	Type	High	2025-2026 FTE	2026-2027 FTE
Division: 210737 - SHF Custody							
10000 GF Annual Account Ctrl	1410_C	Chief Clerk	3,905	B	4,745	1.00	1.00
	8108_C	Senior Legal Process Clerk	2,963	B	3,601	23.00	23.00
	8109_C	Document Examiner Technician	3,274	B	3,978	1.00	1.00
	8217_C	Community Police Services Aide Supervisor	3,607	B	4,388	0.00	0.00
	8249_C	Fingerprint Technician I	2,941	B	3,576	3.00	3.00
	8250_C	Fingerprint Technician II	3,090	B	3,753	9.00	9.00
	8300_C	Sheriff's Cadet	2,388	B	2,897	0.00	0.00
	8304_S	Deputy Sheriff	3,578	B	5,546	208.00	208.00
	8306_S	Senior Deputy Sheriff	4,817	B	6,151	10.00	10.00
	8308_S	Sheriff's Sergeant	5,271	B	6,733	36.00	36.00
	8310_S	Sheriff's Lieutenant	6,197	B	7,903	17.00	17.00
	8312_S	Sheriff's Captain	7,174	B	9,155	4.00	4.00
	8317_S	Chief Deputy Sheriff (PERS)	8,483	B	10,823	1.00	1.00
	8420_C	Rehabilitation Services Coordinator	4,177	B	5,076	1.00	1.00
	8504_P	Deputy Sheriff (SFERS)	3,578	B	5,546	247.00	247.00
	8508_P	Sheriff's Sergeant (SFERS)	5,271	B	6,733	5.00	5.00
	TEMPM_E	Temporary - Miscellaneous	5,251	B	5,251	0.00	0.00
<b>210737 Division Total</b>						<b>566.00</b>	<b>566.00</b>

## Division: 210738 - SHF Field

10000 GF Annual Account Ctrl	1404_C	Clerk	2,486	B	3,022	1.00	1.00
	8108_C	Senior Legal Process Clerk	2,963	B	3,601	9.00	9.00
	8109_C	Document Examiner Technician	3,274	B	3,978	1.00	1.00
	8300_C	Sheriff's Cadet	2,388	B	2,897	34.00	34.00
	8304_S	Deputy Sheriff	3,578	B	5,546	79.00	79.00
	8306_S	Senior Deputy Sheriff	4,817	B	6,151	14.00	14.00
	8308_S	Sheriff's Sergeant	5,271	B	6,733	7.00	7.00
	8310_S	Sheriff's Lieutenant	6,197	B	7,903	5.00	5.00
	8312_S	Sheriff's Captain	7,174	B	9,155	1.00	1.00
	8317_S	Chief Deputy Sheriff (PERS)	8,483	B	10,823	1.00	1.00
	8504_P	Deputy Sheriff (SFERS)	3,578	B	5,546	35.00	35.00
	TEMPM_E	Temporary - Miscellaneous	5,251	B	5,251	0.35	0.35
10060 GF Work Order	1705_C	Communications Dispatcher II	3,046	B	3,703	1.00	1.00
	8202_C	Security Guard	2,386	B	3,524	0.00	0.00
	8204_C	Institutional Police Officer	3,382	B	4,110	1.00	1.00
	8300_C	Sheriff's Cadet	2,388	B	2,897	77.00	77.00
	8304_S	Deputy Sheriff	3,578	B	5,546	48.00	48.00
	8306_S	Senior Deputy Sheriff	4,817	B	6,151	7.00	7.00
	8308_S	Sheriff's Sergeant	5,271	B	6,733	10.00	10.00
	8310_S	Sheriff's Lieutenant	6,197	B	7,903	4.00	4.00
	8312_S	Sheriff's Captain	7,174	B	9,155	1.00	1.00

Fund	HCM Job Class	Job Class Title	Low	Type	High	2025-2026 FTE	2026-2027 FTE
	8504_P	Deputy Sheriff (SFERS)	3,578	B	5,546	9.00	9.00
13520 SR DNA Id Fund -Prop 69-2004	8304_S	Deputy Sheriff	3,578	B	5,546	1.00	1.00
<b>210738 Division Total</b>						<b>346.35</b>	<b>346.35</b>

## Division: 210739 - SHF Planning

10000 GF Annual Account Ctrl	0922_C	Manager I	5,176	B	6,609	1.00	1.00
	0932_C	Manager IV	6,436	B	8,212	1.00	1.00
	0933_C	Manager V	6,940	B	8,858	1.00	1.00
	1043_C	IS Engineer-Senior	5,911	B	7,438	1.00	1.00
	1044_C	IS Engineer-Principal	6,359	B	7,999	1.00	1.00
	1052_C	IS Business Analyst	4,303	B	5,413	0.00	0.00
	1054_C	IS Business Analyst-Principal	5,769	B	7,257	1.00	1.00
	1063_C	IS Programmer Analyst-Senior	4,736	B	5,960	0.00	0.00
	1064_C	IS Programmer Analyst-Principal	5,515	B	6,937	0.00	0.00
	1092_C	IT Operations Support Administrator II	3,347	B	4,150	2.00	2.00
	1093_C	IT Operations Support Administrator III	4,068	B	5,044	0.00	0.00
	1095_C	IT Operations Support Administrator V	5,322	B	6,598	2.00	2.00
	1934_C	Storekeeper	2,722	B	3,306	2.00	2.00
	1936_C	Senior Storekeeper	2,897	B	3,524	1.00	1.00
	1942_C	Assistant Materials Coordinator	4,573	B	5,560	1.00	1.00
	5506_C	Project Manager III	10,288	B	10,288	0.00	0.00
	7120_C	Buildings And Grounds Maintenance Superintendent	7,189	B	7,189	2.00	2.00
	7205_C	Chief Stationary Engineer	6,264	B	6,264	1.00	1.00
	7318_C	Electronic Maintenance Technician	5,161	B	6,270	1.00	1.00
	7334_C	Stationary Engineer	4,938	B	4,938	8.00	8.00
	7335_C	Senior Stationary Engineer	5,596	B	5,596	2.00	2.00
	7347_C	Plumber	4,720	B	5,739	2.00	2.00
	7524_C	Institution Utility Worker	2,480	B	3,015	1.00	1.00
	8304_S	Deputy Sheriff	3,578	B	5,546	7.00	7.00
	8306_S	Senior Deputy Sheriff	4,817	B	6,151	2.00	2.00
	8308_S	Sheriff's Sergeant	5,271	B	6,733	1.00	1.00
	8310_S	Sheriff's Lieutenant	6,197	B	7,903	1.00	1.00
COIT COIT ONLY	1042_C	IS Engineer-Journey	5,334	B	6,709	0.00	0.00
	1043_C	IS Engineer-Senior	5,911	B	7,438	0.00	0.00
	1052_C	IS Business Analyst	4,303	B	5,413	0.00	0.00
	1053_C	IS Business Analyst-Senior	4,981	B	6,268	0.00	0.00
	1062_C	IS Programmer Analyst	3,898	B	4,902	0.00	0.00
	1063_C	IS Programmer Analyst-Senior	4,736	B	5,960	0.00	0.00
	1064_C	IS Programmer Analyst-Principal	5,515	B	6,937	0.00	0.00
	5506_C	Project Manager III	10,288	B	10,288	0.00	0.00
<b>210739 Division Total</b>						<b>42.00</b>	<b>42.00</b>

## Division: 232331 - SHF Administration

10000 GF Annual Account Ctrl	0922_C	Manager I	5,176	B	6,609	2.00	2.00
------------------------------	--------	-----------	-------	---	-------	------	------

Fund	HCM Job Class	Job Class Title	Low	Type	High	2025-2026	2026-2027
						FTE	FTE
	0923_C	Manager II	5,560	B	7,096	1.00	1.00
	0931_C	Manager III	5,995	B	7,652	1.00	1.00
	0932_C	Manager IV	6,436	B	8,212	1.00	1.00
	0952_C	Deputy Director II	5,995	B	7,652	1.00	1.00
	0954_C	Deputy Director IV	8,483	B	10,823	1.00	1.00
	1224_C	Principal Payroll And Personnel Clerk	3,848	B	4,675	2.00	2.00
	1226_C	Chief Payroll And Personnel Clerk	4,057	B	4,929	1.00	1.00
	1241_C	Human Resources Analyst	3,674	B	5,410	0.00	0.00
	1244_C	Senior Human Resources Analyst	5,195	B	6,310	1.00	1.00
	1250_C	Recruiter	4,900	B	5,954	1.00	1.00
	1426_C	Senior Clerk Typist	2,838	B	3,800	1.00	1.00
	1454_C	Executive Secretary III	4,069	B	4,945	1.00	1.00
	1652_C	Accountant II	3,874	B	4,706	1.00	1.00
	1654_C	Accountant III	4,686	B	5,695	1.00	1.00
	1670_C	Financial Systems Supervisor	6,307	B	7,667	1.00	1.00
	1823_C	Senior Administrative Analyst	4,686	B	5,695	2.00	2.00
	1824_C	Principal Administrative Analyst	5,425	B	6,595	4.00	4.00
	2917_C	Program Support Analyst	4,816	B	5,855	0.00	0.00
	3402_C	Farmer	3,034	B	3,692	1.00	1.00
	6130_C	Safety Analyst	5,453	B	6,628	0.00	0.00
	8173_C	Legal Assistant	3,840	B	4,666	6.00	6.00
	8177_C	Attorney (Civil/Criminal)	5,890	B	10,320	1.00	1.00
	8181_C	Assistant Chief Attorney I	9,577	B	11,641	1.00	1.00
	8193_C	Chief Attorney I (Civil & Criminal)	10,161	B	12,353	1.00	1.00
	8300_C	Sheriff's Cadet	2,388	B	2,897	5.00	5.00
	8304_S	Deputy Sheriff	3,578	B	5,546	56.00	56.00
	8306_S	Senior Deputy Sheriff	4,817	B	6,151	11.00	11.00
	8308_S	Sheriff's Sergeant	5,271	B	6,733	12.00	12.00
	8310_S	Sheriff's Lieutenant	6,197	B	7,903	8.00	8.00
	8312_S	Sheriff's Captain	7,174	B	9,155	4.00	4.00
	8315_S	Assistant Sheriff	8,483	B	10,823	1.00	1.00
	8317_S	Chief Deputy Sheriff (PERS)	8,483	B	10,823	2.00	2.00
	8348_S	Undersheriff	8,483	B	10,823	1.00	1.00
	8350_S	Sheriff	12,302	B	12,302	1.00	1.00
	8420_C	Rehabilitation Services Coordinator	4,177	B	5,076	15.00	15.00
	8504_P	Deputy Sheriff (SFERS)	3,578	B	5,546	64.00	64.00
	8508_P	Sheriff's Sergeant (SFERS)	5,271	B	6,733	3.00	3.00
13730 SR Public Protection-Grant Oth	1823_C	Senior Administrative Analyst	4,686	B	5,695	1.00	0.00
<b>232331 Division Total</b>						<b>217.00</b>	<b>216.00</b>
<b>SHF Department Total</b>						<b>1,171.35</b>	<b>1,170.35</b>

**Department: TIS General Services Agency - Technology**

Fund	HCM Job Class	Job Class Title	Low	Type	High	2025-2026 FTE	2026-2027 FTE
Division: 130679 - DT Communications							
10000 GF Annual Account Ctrl	0941_C	Manager VI	7,450	B	9,510	1.00	1.00
	1043_C	IS Engineer-Senior	5,911	B	7,438	1.00	1.00
	1767_C	Media Programming Specialist	3,431	B	4,170	12.00	12.00
	1769_C	Media Production Supervisor	4,261	B	5,177	2.00	2.00
	1777_C	Media/Security Systems Specialist	4,380	B	5,320	2.00	2.00
	1781_C	Media/Security Systems Supervisor	5,029	B	6,113	2.00	2.00
	TEMPM_E	Temporary - Miscellaneous	5,251	B	5,251	4.75	4.75
28070 ISTIF Annual Authority Ctrl	0953_C	Deputy Director III	7,450	B	9,510	0.00	0.00
<b>130679 Division Total</b>						<b>24.75</b>	<b>24.75</b>

## Division: 130680 - DT Support Services

28070 ISTIF Annual Authority Ctrl	0932_C	Manager IV	6,436	B	8,212	1.00	1.00
	0954_C	Deputy Director IV	8,483	B	10,823	1.00	1.00
	1043_C	IS Engineer-Senior	5,911	B	7,438	5.00	5.00
	1044_C	IS Engineer-Principal	6,359	B	7,999	0.00	0.00
	1052_C	IS Business Analyst	4,303	B	5,413	1.00	1.00
	1053_C	IS Business Analyst-Senior	4,981	B	6,268	3.00	3.00
	1054_C	IS Business Analyst-Principal	5,769	B	7,257	2.00	2.00
	1092_C	IT Operations Support Administrator II	3,347	B	4,150	16.00	16.00
	1093_C	IT Operations Support Administrator III	4,068	B	5,044	8.00	8.00
	1094_C	IT Operations Support Administrator IV	4,949	B	6,131	8.00	8.00
	1406_C	Senior Clerk	2,579	B	3,800	1.00	1.00
	1822_C	Administrative Analyst	4,019	B	4,887	0.00	0.00
	TEMPM_E	Temporary - Miscellaneous	5,251	B	5,251	8.01	8.01
<b>130680 Division Total</b>						<b>54.01</b>	<b>54.01</b>

## Division: 207915 - DT Administration

28070 ISTIF Annual Authority Ctrl	0923_C	Manager II	5,560	B	7,096	1.00	1.00
	0931_C	Manager III	5,995	B	7,652	1.00	1.00
	0932_C	Manager IV	6,436	B	8,212	2.00	2.00
	0933_C	Manager V	6,940	B	8,858	1.00	1.00
	0941_C	Manager VI	7,450	B	9,510	1.00	1.00
	0953_C	Deputy Director III	7,450	B	9,510	1.00	1.00
	0964_C	Department Head IV	9,743	B	12,432	1.00	1.00
	1033_C	IS Trainer-Senior	4,900	B	5,954	1.00	1.00
	1052_C	IS Business Analyst	4,303	B	5,413	1.00	1.00
	1054_C	IS Business Analyst-Principal	5,769	B	7,257	1.00	1.00
	1070_C	IS Project Director	6,359	B	7,999	1.00	1.00
	1452_C	Executive Secretary II	3,744	B	4,553	1.00	1.00
	1454_C	Executive Secretary III	4,069	B	4,945	0.00	0.00
	1632_C	Senior Account Clerk	3,090	B	3,753	2.00	2.00
	1634_C	Principal Account Clerk	3,490	B	4,241	1.00	1.00

Fund	HCM Job Class	Job Class Title	Low	Type	High	2025-2026 FTE	2026-2027 FTE
28100	ISTIF NON PROJECT CONTROLLED	1652_C Accountant II	3,874	B	4,706	2.00	2.00
		1654_C Accountant III	4,686	B	5,695	1.00	1.00
		1657_C Accountant IV	5,423	B	6,590	0.00	0.00
		1670_C Financial Systems Supervisor	6,307	B	7,667	1.00	1.00
		1822_C Administrative Analyst	4,019	B	4,887	1.00	1.00
		1823_C Senior Administrative Analyst	4,686	B	5,695	5.00	5.00
		1824_C Principal Administrative Analyst	5,425	B	6,595	4.00	4.00
		1825_C Principal Administrative Analyst II	5,940	B	7,224	1.00	1.00
		1844_C Senior Management Assistant	4,241	B	5,156	1.00	1.00
		1934_C Storekeeper	2,722	B	3,306	1.00	1.00
		1938_C Stores And Equipment Assistant Supervisor	3,524	B	4,286	1.00	1.00
		1950_C Assistant Purchaser	3,157	B	3,840	1.00	1.00
		5364_C Engineering Associate I	3,819	B	4,642	1.00	1.00
		TEMPM_E Temporary - Miscellaneous	5,251	B	5,251	5.38	5.38
		1053_C IS Business Analyst-Senior	4,981	B	6,268	1.00	1.00
		1054_C IS Business Analyst-Principal	5,769	B	7,257	1.00	1.00
		1823_C Senior Administrative Analyst	4,686	B	5,695	1.00	1.00
		1824_C Principal Administrative Analyst	5,425	B	6,595	1.00	1.00
<b>207915 Division Total</b>						<b>45.38</b>	<b>45.38</b>
Division: 210657 - DT JUSTIS							
10020	GF Continuing Authority Ctrl	0923_C Manager II	5,560	B	7,096	1.00	1.00
		0933_C Manager V	6,940	B	8,858	0.00	0.00
		1043_C IS Engineer-Senior	5,911	B	7,438	1.00	1.00
		1044_C IS Engineer-Principal	6,359	B	7,999	1.00	1.00
		1053_C IS Business Analyst-Senior	4,981	B	6,268	2.00	2.00
		1054_C IS Business Analyst-Principal	5,769	B	7,257	4.00	4.00
		1064_C IS Programmer Analyst-Principal	5,515	B	6,937	1.00	1.00
		1070_C IS Project Director	6,359	B	7,999	1.00	1.00
<b>210657 Division Total</b>						<b>11.00</b>	<b>11.00</b>
Division: 210693 - DT Cybersecurity							
28070	ISTIF Annual Authority Ctrl	0932_C Manager IV	6,436	B	8,212	2.00	2.00
		0933_C Manager V	6,940	B	8,858	1.00	1.00
		0954_C Deputy Director IV	8,483	B	10,823	1.00	1.00
		1041_C IS Engineer-Assistant	4,817	B	6,058	2.00	2.00
		1042_C IS Engineer-Journey	5,334	B	6,709	2.00	2.00
		1043_C IS Engineer-Senior	5,911	B	7,438	6.00	6.00
		1044_C IS Engineer-Principal	6,359	B	7,999	9.00	9.00
		1052_C IS Business Analyst	4,303	B	5,413	1.00	1.00
		1053_C IS Business Analyst-Senior	4,981	B	6,268	1.00	1.00
		1054_C IS Business Analyst-Principal	5,769	B	7,257	3.00	3.00
<b>210693 Division Total</b>						<b>28.00</b>	<b>28.00</b>

Division: 210694 - DT PMO

Fund		HCM Job Class	Job Class Title	Low	Type	High	2025-2026 FTE	2026-2027 FTE
28070	ISTIF Annual Authority Ctrl	0941_C	Manager VI	7,450	B	9,510	1.00	1.00
		1042_C	IS Engineer-Journey	5,334	B	6,709	1.00	1.00
		1043_C	IS Engineer-Senior	5,911	B	7,438	0.00	0.00
		1054_C	IS Business Analyst-Principal	5,769	B	7,257	0.00	0.00
		1070_C	IS Project Director	6,359	B	7,999	1.00	1.00
		5502_C	Project Manager I	7,324	B	7,324	1.00	1.00
		5504_C	Project Manager II	8,475	B	8,475	5.00	5.00
210694 Division Total							9.00	9.00
Division: 210880 - DT Emerging Technologies								
28070	ISTIF Annual Authority Ctrl	0953_C	Deputy Director III	7,450	B	9,510	1.00	1.00
		1043_C	IS Engineer-Senior	5,911	B	7,438	0.00	0.00
		1044_C	IS Engineer-Principal	6,359	B	7,999	2.00	2.00
		1824_C	Principal Administrative Analyst	5,425	B	6,595	1.00	1.00
210880 Division Total							4.00	4.00
Division: 232336 - DT Innovation								
28070	ISTIF Annual Authority Ctrl	0923_C	Manager II	5,560	B	7,096	0.00	0.00
		1822_C	Administrative Analyst	4,019	B	4,887	1.00	1.00
		TEMPM_E	Temporary - Miscellaneous	5,251	B	5,251	0.17	0.17
232336 Division Total							1.17	1.17
Division: 232337 - DT Enterprise Applications								
28070	ISTIF Annual Authority Ctrl	0941_C	Manager VI	7,450	B	9,510	1.00	1.00
		0953_C	Deputy Director III	7,450	B	9,510	1.00	1.00
		1042_C	IS Engineer-Journey	5,334	B	6,709	2.00	2.00
		1043_C	IS Engineer-Senior	5,911	B	7,438	2.00	2.00
		1044_C	IS Engineer-Principal	6,359	B	7,999	3.00	3.00
		1052_C	IS Business Analyst	4,303	B	5,413	1.00	1.00
		1053_C	IS Business Analyst-Senior	4,981	B	6,268	3.00	3.00
		1054_C	IS Business Analyst-Principal	5,769	B	7,257	4.00	4.00
		1063_C	IS Programmer Analyst-Senior	4,736	B	5,960	1.00	1.00
		1071_C	IS Manager	6,676	B	9,510	1.00	1.00
		1824_C	Principal Administrative Analyst	5,425	B	6,595	0.00	0.00
		28080	ISTIF ContinuingAuthorityCtrl	1044_C	IS Engineer-Principal	6,359	B	7,999
COIT	COIT ONLY	0933_C	Manager V	6,940	B	8,858	0.00	0.00
		1042_C	IS Engineer-Journey	5,334	B	6,709	0.00	0.00
		1043_C	IS Engineer-Senior	5,911	B	7,438	0.00	0.00
		1044_C	IS Engineer-Principal	6,359	B	7,999	0.00	0.00
232337 Division Total							19.00	19.00
Division: 232339 - DT Infrastructure & Operations								
28070	ISTIF Annual Authority Ctrl	0932_C	Manager IV	6,436	B	8,212	1.00	1.00
		0933_C	Manager V	6,940	B	8,858	2.00	2.00
		0954_C	Deputy Director IV	8,483	B	10,823	1.00	1.00
		1041_C	IS Engineer-Assistant	4,817	B	6,058	2.00	2.00

Fund	HCM Job Class	Job Class Title	Low	Type	High	2025-2026 FTE	2026-2027 FTE
	1042_C	IS Engineer-Journey	5,334	B	6,709	7.00	7.00
	1043_C	IS Engineer-Senior	5,911	B	7,438	17.00	17.00
	1044_C	IS Engineer-Principal	6,359	B	7,999	24.00	24.00
	1053_C	IS Business Analyst-Senior	4,981	B	6,268	2.00	2.00
<b>232339 Division Total</b>						<b>56.00</b>	<b>56.00</b>
Division: 258641 - DT Public Safety							
28070 ISTIF Annual Authority Ctrl	0923_C	Manager II	5,560	B	7,096	0.00	0.00
	0932_C	Manager IV	6,436	B	8,212	5.00	5.00
	0954_C	Deputy Director IV	8,483	B	10,823	1.00	1.00
	1052_C	IS Business Analyst	4,303	B	5,413	3.00	3.00
	1053_C	IS Business Analyst-Senior	4,981	B	6,268	0.80	1.00
	1054_C	IS Business Analyst-Principal	5,769	B	7,257	1.00	1.00
	1823_C	Senior Administrative Analyst	4,686	B	5,695	0.00	0.00
	1842_C	Management Assistant	3,703	B	4,498	1.00	1.00
	1844_C	Senior Management Assistant	4,241	B	5,156	0.00	0.00
	7257_C	Communication Line Supervisor I	5,124	B	6,230	5.00	5.00
	7273_C	Communications Line Worker Supervisor II	5,704	B	6,934	3.00	3.00
	7308_C	Cable Splicer	4,816	B	5,855	16.00	16.00
	7338_C	Electrical Line Worker	5,595	B	5,595	9.00	9.00
	7362_C	Communications Systems Technician	5,177	B	6,294	22.60	23.00
	7368_C	Senior Communications Systems Technician	5,995	B	7,286	9.60	10.80
	7432_C	Electrical Line Helper	3,682	B	4,475	3.00	3.00
	8234_C	Fire Alarm Dispatcher	3,630	B	4,411	2.50	2.50
	8236_C	Chief Fire Alarm Dispatcher	4,301	B	5,229	2.00	2.00
	TEMPM_E	Temporary - Miscellaneous	5,251	B	5,251	3.02	3.02
<b>258641 Division Total</b>						<b>87.52</b>	<b>89.32</b>
<b>TIS Department Total</b>						<b>339.83</b>	<b>341.63</b>



**Department: TTX Treasurer/Tax Collector**

Fund	HCM Job Class	Job Class Title	Low	Type	High	2025-2026 FTE	2026-2027 FTE
Division: 210663 - TTX Impact							
10010 GF Annual Authority Ctrl	0923_C	Manager II	5,560	B	7,096	1.00	1.00
	1054_C	IS Business Analyst-Principal	5,769	B	7,257	0.50	0.50
	1630_C	Account Clerk	2,668	B	3,242	1.00	1.00
	1823_C	Senior Administrative Analyst	4,686	B	5,695	0.00	0.00
	1824_C	Principal Administrative Analyst	5,425	B	6,595	1.00	1.00
	1840_C	Junior Management Assistant	3,259	B	3,963	1.00	1.00
	1842_C	Management Assistant	3,703	B	4,498	1.24	1.00
	1844_C	Senior Management Assistant	4,241	B	5,156	1.50	1.50
10020 GF Continuing Authority Ctrl	1410_C	Chief Clerk	3,905	B	4,745	0.00	0.00
	1634_C	Principal Account Clerk	3,490	B	4,241	1.00	1.00
	4310_C	Commercial Division Assistant Supervisor	4,002	B	4,862	1.00	1.00
10060 GF Work Order	1823_C	Senior Administrative Analyst	4,686	B	5,695	1.00	1.00
12550 SR Grants; GSF Continuing	1823_C	Senior Administrative Analyst	4,686	B	5,695	1.00	1.00
	1824_C	Principal Administrative Analyst	5,425	B	6,595	1.00	1.00
	1844_C	Senior Management Assistant	4,241	B	5,156	1.00	1.00
<b>210663 Division Total</b>						<b>13.24</b>	<b>13.00</b>

## Division: 232346 - TTX Management

10000 GF Annual Account Ctrl	0923_C	Manager II	5,560	B	7,096	0.00	0.00
	0931_C	Manager III	5,995	B	7,652	3.00	3.00
	0941_C	Manager VI	7,450	B	9,510	0.90	0.90
	0953_C	Deputy Director III	7,450	B	9,510	0.80	0.80
	0954_C	Deputy Director IV	8,483	B	10,823	0.50	0.50
	1043_C	IS Engineer-Senior	5,911	B	7,438	0.94	0.94
	1052_C	IS Business Analyst	4,303	B	5,413	0.80	0.80
	1053_C	IS Business Analyst-Senior	4,981	B	6,268	1.50	1.50
	1054_C	IS Business Analyst-Principal	5,769	B	7,257	1.35	1.35
	1063_C	IS Programmer Analyst-Senior	4,736	B	5,960	0.00	0.00
	1070_C	IS Project Director	6,359	B	7,999	1.00	1.00
	1092_C	IT Operations Support Administrator II	3,347	B	4,150	0.50	0.50
	1095_C	IT Operations Support Administrator V	5,322	B	6,598	0.50	0.50
	1204_C	Senior Personnel Clerk	3,203	B	3,894	1.00	1.00
	1244_C	Senior Human Resources Analyst	5,195	B	6,310	1.00	1.00
	1632_C	Senior Account Clerk	3,090	B	3,753	4.80	4.80
	1634_C	Principal Account Clerk	3,490	B	4,241	2.00	2.00
	1654_C	Accountant III	4,686	B	5,695	2.00	2.00
	1823_C	Senior Administrative Analyst	4,686	B	5,695	1.85	1.85
	1825_C	Principal Administrative Analyst II	5,940	B	7,224	1.00	1.00
	1842_C	Management Assistant	3,703	B	4,498	2.00	2.00
	1844_C	Senior Management Assistant	4,241	B	5,156	0.50	0.50
	4390_C	Treasurer	9,021	B	9,021	1.00	1.00
10060 GF Work Order	1823_C	Senior Administrative Analyst	4,686	B	5,695	0.00	0.00

Fund	HCM Job Class	Job Class Title	Low	Type	High	2025-2026 FTE	2026-2027 FTE
<b>232346 Division Total</b>						<b>28.94</b>	<b>28.94</b>
Division: 232350 - TTX Treasury							
10000 GF Annual Account Ctrl	0923_C	Manager II	5,560	B	7,096	2.00	2.00
	0931_C	Manager III	5,995	B	7,652	1.00	1.00
	0953_C	Deputy Director III	7,450	B	9,510	1.00	1.00
	0954_C	Deputy Director IV	8,483	B	10,823	0.50	0.50
	1054_C	IS Business Analyst-Principal	5,769	B	7,257	1.00	1.00
	1092_C	IT Operations Support Administrator II	3,347	B	4,150	0.50	0.50
	1630_C	Account Clerk	2,668	B	3,242	1.00	1.00
	1632_C	Senior Account Clerk	3,090	B	3,753	1.00	1.00
	1634_C	Principal Account Clerk	3,490	B	4,241	1.00	1.00
	1822_C	Administrative Analyst	4,019	B	4,887	2.00	2.00
	1823_C	Senior Administrative Analyst	4,686	B	5,695	2.00	2.00
	1824_C	Principal Administrative Analyst	5,425	B	6,595	3.00	3.00
	1825_C	Principal Administrative Analyst II	5,940	B	7,224	1.00	1.00
	4310_C	Commercial Division Assistant Supervisor	4,002	B	4,862	2.00	2.00
	4320_C	Cashier I	2,585	B	3,143	3.00	3.00
	4321_C	Cashier II	2,769	B	3,363	6.25	6.25
	4322_C	Cashier III	3,103	B	3,774	1.00	1.00
	TEMPM_E	Temporary - Miscellaneous	5,251	B	5,251	0.58	0.58
<b>232350 Division Total</b>						<b>29.83</b>	<b>29.83</b>
Division: 232360 - TTX Collection							
10000 GF Annual Account Ctrl	0922_C	Manager I	5,176	B	6,609	2.05	2.05
	0923_C	Manager II	5,560	B	7,096	1.50	1.50
	0931_C	Manager III	5,995	B	7,652	1.00	1.00
	0933_C	Manager V	6,940	B	8,858	0.72	0.72
	0941_C	Manager VI	7,450	B	9,510	0.45	0.45
	1052_C	IS Business Analyst	4,303	B	5,413	0.00	0.00
	1224_C	Principal Payroll And Personnel Clerk	3,848	B	4,675	1.00	1.00
	1244_C	Senior Human Resources Analyst	5,195	B	6,310	0.00	0.00
	1404_C	Clerk	2,486	B	3,022	2.00	2.00
	1408_C	Principal Clerk	3,403	B	4,139	4.14	3.90
	1460_C	Legal Secretary II	3,905	B	4,745	0.00	0.00
	1630_C	Account Clerk	2,668	B	3,242	2.00	2.00
	1632_C	Senior Account Clerk	3,090	B	3,753	5.85	5.85
	1634_C	Principal Account Clerk	3,490	B	4,241	2.70	2.70
	1823_C	Senior Administrative Analyst	4,686	B	5,695	1.45	1.45
	1824_C	Principal Administrative Analyst	5,425	B	6,595	0.50	0.50
	1844_C	Senior Management Assistant	4,241	B	5,156	2.80	2.80
	4220_C	Tax Auditor-Appraiser	3,991	B	4,850	1.70	1.70
	4222_C	Senior Tax Auditor-Appraiser	4,620	B	5,614	1.15	1.15
	4224_C	Principal Tax Auditor-Appraiser	5,344	B	6,496	1.10	1.10
	4306_C	Collections Officer	3,203	B	3,894	2.44	2.44

Fund	HCM Job Class	Job Class Title	Low	Type	High	2025-2026	2026-2027
						FTE	FTE
10020 GF Continuing Authority Ctrl	4308_C	Senior Collections Officer	3,445	B	4,190	13.34	13.34
	4310_C	Commercial Division Assistant Supervisor	4,002	B	4,862	4.00	4.00
	4334_C	Investigator, Tax Collector	4,139	B	5,029	3.50	3.50
	4337_C	Principal Investigator, Tax Collector	4,586	B	5,576	1.50	1.50
	8173_C	Legal Assistant	3,840	B	4,666	2.00	2.00
	8177_C	Attorney (Civil/Criminal)	5,890	B	10,320	0.37	0.37
	8190_C	Attorney, Tax Collector	8,947	B	10,875	0.77	0.77
	TEMPM_E	Temporary - Miscellaneous	5,251	B	5,251	0.15	0.15
	0922_C	Manager I	5,176	B	6,609	0.50	0.50
	0923_C	Manager II	5,560	B	7,096	0.50	0.50
	0931_C	Manager III	5,995	B	7,652	1.00	1.00
	0933_C	Manager V	6,940	B	8,858	0.70	0.70
	0941_C	Manager VI	7,450	B	9,510	0.20	0.20
	0954_C	Deputy Director IV	8,483	B	10,823	0.70	0.70
	1041_C	IS Engineer-Assistant	4,817	B	6,058	1.00	1.00
	1053_C	IS Business Analyst-Senior	4,981	B	6,268	0.00	0.00
	1064_C	IS Programmer Analyst-Principal	5,515	B	6,937	1.00	1.00
	1244_C	Senior Human Resources Analyst	5,195	B	6,310	1.00	1.00
	1408_C	Principal Clerk	3,403	B	4,139	2.00	2.00
	1630_C	Account Clerk	2,668	B	3,242	1.00	1.00
	1632_C	Senior Account Clerk	3,090	B	3,753	1.00	1.00
	1823_C	Senior Administrative Analyst	4,686	B	5,695	1.60	1.60
	1840_C	Junior Management Assistant	3,259	B	3,963	0.00	0.00
	1842_C	Management Assistant	3,703	B	4,498	2.00	2.00
	1844_C	Senior Management Assistant	4,241	B	5,156	1.00	1.00
	4222_C	Senior Tax Auditor-Appraiser	4,620	B	5,614	6.05	6.05
	4224_C	Principal Tax Auditor-Appraiser	5,344	B	6,496	1.00	1.00
	4321_C	Cashier II	2,769	B	3,363	2.25	2.25
	TEMPM_E	Temporary - Miscellaneous	5,251	B	5,251	0.49	0.49
10060 GF Work Order	0922_C	Manager I	5,176	B	6,609	0.45	0.45
	0933_C	Manager V	6,940	B	8,858	0.58	0.58
	0941_C	Manager VI	7,450	B	9,510	0.45	0.45
	0953_C	Deputy Director III	7,450	B	9,510	0.20	0.20
	0954_C	Deputy Director IV	8,483	B	10,823	0.30	0.30
	1043_C	IS Engineer-Senior	5,911	B	7,438	0.06	0.06
	1052_C	IS Business Analyst	4,303	B	5,413	2.20	2.20
	1053_C	IS Business Analyst-Senior	4,981	B	6,268	0.50	0.50
	1054_C	IS Business Analyst-Principal	5,769	B	7,257	0.15	0.15
	1064_C	IS Programmer Analyst-Principal	5,515	B	6,937	1.00	1.00
	1070_C	IS Project Director	6,359	B	7,999	1.00	1.00
	1095_C	IT Operations Support Administrator V	5,322	B	6,598	0.50	0.50
	1408_C	Principal Clerk	3,403	B	4,139	2.09	1.85
	1460_C	Legal Secretary II	3,905	B	4,745	0.00	0.00
	1632_C	Senior Account Clerk	3,090	B	3,753	0.35	0.35

Fund	HCM Job Class	Job Class Title	Low	Type	High	2025-2026 FTE	2026-2027 FTE
	1634_C	Principal Account Clerk	3,490	B	4,241	0.30	0.30
	1823_C	Senior Administrative Analyst	4,686	B	5,695	1.10	1.10
	1824_C	Principal Administrative Analyst	5,425	B	6,595	1.50	1.50
	1842_C	Management Assistant	3,703	B	4,498	1.24	1.00
	1844_C	Senior Management Assistant	4,241	B	5,156	0.20	0.20
	4220_C	Tax Auditor-Appraiser	3,991	B	4,850	0.30	0.30
	4222_C	Senior Tax Auditor-Appraiser	4,620	B	5,614	5.80	5.80
	4224_C	Principal Tax Auditor-Appraiser	5,344	B	6,496	0.90	0.90
	4306_C	Collections Officer	3,203	B	3,894	3.56	3.56
	4308_C	Senior Collections Officer	3,445	B	4,190	8.66	8.66
	4310_C	Commercial Division Assistant Supervisor	4,002	B	4,862	2.00	2.00
	4334_C	Investigator, Tax Collector	4,139	B	5,029	4.50	4.50
	4337_C	Principal Investigator, Tax Collector	4,586	B	5,576	0.50	0.50
	8173_C	Legal Assistant	3,840	B	4,666	1.00	1.00
	8177_C	Attorney (Civil/Criminal)	5,890	B	10,320	0.63	0.63
	8190_C	Attorney, Tax Collector	8,947	B	10,875	0.23	0.23
<b>232360 Division Total</b>						<b>127.42</b>	<b>126.70</b>
<b>TTX Department Total</b>						<b>199.43</b>	<b>198.47</b>

**Department: WAR War Memorial**

Fund		HCM Job Class	Job Class Title	Low	Type	High	2025-2026 FTE	2026-2027 FTE
Division: 232392 - WAR War Memorial								
14670	SR War Memorial-Operating	0922_C	Manager I	5,176	B	6,609	2.00	2.00
		0952_C	Deputy Director II	5,995	B	7,652	1.00	1.00
		0962_C	Department Head II	7,983	B	10,186	1.00	1.00
		1093_C	IT Operations Support Administrator III	4,068	B	5,044	0.00	0.00
		1222_C	Senior Payroll And Personnel Clerk	3,490	B	4,241	1.00	1.00
		1246_C	Principal Human Resources Analyst	5,867	B	7,131	0.00	0.00
		1406_C	Senior Clerk	2,579	B	3,800	3.00	3.00
		1654_C	Accountant III	4,686	B	5,695	1.00	1.00
		1657_C	Accountant IV	5,423	B	6,590	0.00	0.00
		1822_C	Administrative Analyst	4,019	B	4,887	2.00	2.00
		1840_C	Junior Management Assistant	3,259	B	3,963	1.00	1.00
		1842_C	Management Assistant	3,703	B	4,498	3.00	3.00
		1844_C	Senior Management Assistant	4,241	B	5,156	2.00	2.00
		7120_C	Buildings And Grounds Maintenance Superintendent	7,189	B	7,189	1.00	1.00
		7205_C	Chief Stationary Engineer	6,264	B	6,264	2.00	2.00
		7334_C	Stationary Engineer	4,938	B	4,938	11.00	11.00
		7335_C	Senior Stationary Engineer	5,596	B	5,596	2.00	2.00
		7346_C	Painter	3,663	B	4,451	1.00	1.00
		7377_C	Stage Electrician	4,261	B	5,177	4.00	4.00
		8207_C	Building And Grounds Patrol Officer	2,897	B	3,524	26.00	26.00
		8211_C	Supervising Building and Grounds Patrol Officer	3,207	B	3,902	3.00	3.00
			TEMPM_E	Temporary - Miscellaneous	5,251	B	5,251	2.26
232392 Division Total							69.26	69.26
WAR Department Total							69.26	69.26

Department: WOM Status Of Women

Fund		HCM Job Class	Job Class Title	Low	Type	High	2025-2026 FTE	2026-2027 FTE
Division: 232395 - WOM Status of Women								
10000	GF Annual Account Ctrl	0951_C	Deputy Director I	5,176	B	6,609	0.00	0.00
		0961_C	Department Head I	6,436	B	8,212	0.00	0.00
		1822_C	Administrative Analyst	4,019	B	4,887	0.00	0.00
		1823_C	Senior Administrative Analyst	4,686	B	5,695	0.00	0.00
		1824_C	Principal Administrative Analyst	5,425	B	6,595	0.00	0.00
		1840_C	Junior Management Assistant	3,259	B	3,963	0.00	0.00
		2998_C	Representative, Commission On The Status of Women	4,254	B	5,167	0.00	0.00
		TEMPM_E	Temporary - Miscellaneous	5,251	B	5,251	0.00	0.00
13550	SR Public Protection-Grant	0931_C	Manager III	5,995	B	7,652	0.00	0.00
		1823_C	Senior Administrative Analyst	4,686	B	5,695	0.00	0.00
232395 Division Total							0.00	0.00
WOM Department Total							0.00	0.00
Grand Total							39,331.71	39,306.37



## Charter Exempt Positions

<b>Charter Section 10.104 - Exclusions From Civil Service Appointment</b>	
<b>Code</b>	<b>Description of Exemption</b>
(1)	Supervisory and policy-level positions within the office of the Mayor and the office of the City Administrator.
(2)	Elected officers of the City and County and their chief deputies or chief assistants.
(3)	Members of commissions, boards and advisory committees.
(4)	Commission/Board secretary.
(5)	Heads of agencies and departments.
(6)	Non-uniformed deputy heads of departments.
(7)	Uniformed deputy heads of departments, police commanders and Fire Chief's aides.
(8)	Confidential secretary and executive assistant within a department or agency.
(9)	The Clerk of the Board of Supervisors, legislative analyst and assistants to the members of the Board of Supervisors.
(10)	Paraprofessional aides of the Unified School District and teaching instructional aides of the Community College District.
(11)	Persons employed in positions outside the City and County upon construction work being performed by the City and County when such positions are exempted from the classified civil service by an order of the civil service commission.
(12)	Persons employed in positions in any department for expert professional temporary services, when such positions are exempted from said classified civil service for a specified period of said temporary service by order of the civil service commission.
(13)	All attorneys, including an attorney to the Sheriff and an attorney for the Tax Collector, City Attorney's and District Attorney's investigators, hospital chief administrators, physicians and dentists serving in their professional capacity (except those physicians and dentists whose duties are significantly administrative or supervisory).
(14)	Positions designated as exempt under the 1932 charter, as amended.
(15)	Positions determined by the Controller and approved annually by the Board of Supervisors to be positions where the work or services can be practically performed under private contract at a lesser cost than similar work performed by employees of the City and County, except where such work or services are required to be formed by officers or employees of the City and County under the provisions of this Charter or other applicable law.
(16)	Temporary and seasonal appointments not to exceed the equivalent of half-time during any fiscal year, except that such positions may be filled through regular civil service procedures.
(17)	Appointments, which shall not exceed two years and shall not be renewable, as substitutes for civil service employees on leave, except that such positions may be filled through regular Civil Service procedures.
(18)	Appointments, which shall not exceed three years and shall not be renewable, for special projects and professional services with limited term funding, except that such positions may be filled through regular Civil Service Commission procedures.
(19)	Entry level positions designated by an appointing officer with approval of the Civil Service Commission for persons who met minimum qualifications and are certified as blind or severely disabled; persons so appointed whose job performance is rated satisfactory by their appointing officer shall after one year of continuous service acquire Civil Service status.



## **FISCAL YEARS 2025-26 AND 2026-27**

### **SALARY ORDINANCE**

#### **NOTES TO POSITION COUNT DETAIL AND APPENDIX**

##### NOTE

##### **A. PAY RATES**

Certain pay rates included in this document may not reflect year-end rates due to negotiated wage settlements and arbitration awards that have not received final legislative action. If you have a question regarding a rate of pay for a specific classification, please consult the Department of Human Resources Compensation Manual online at <http://www.sfgov.org/dhr>, or contact the Department of Human Resources' Compensation Program at (415) 557-4990.

##### **B. EXEMPT POSITIONS**

The appendix lists the different types of Charter exemptions per Charter Section 10.104 and then identifies all exempt positions with approved requisitions by department per Charter Section 10.104 (1-14). These exempt positions are subject to change during the fiscal year. All Commissioners and Board Members are exempt pursuant to Charter section 10.104-3, but are not included as positions and are not detailed in the budget.

##### **C. POSITION COUNT**

Total position counts include off-budget positions.

CITY & COUNTY OF SAN FRANCISCO, CALIFORNIA

Click on this page to be redirected to the Legislative Research Center to  
view the entirety of this document

DANIEL LURIE

# PROPOSED BUDGET

FISCAL YEARS 2025-2026 & 2026-2027



## MAYOR'S OFFICE OF PUBLIC POLICY AND FINANCE

Joshua Cardenas

Daniel Cawley

Luisa Coy

Jack English

Sophia Kittler

Matthew Puckett

Eliza Pugh

Tabitha Romero-Bothi

Santiago Silva

Tiffany Young

File No. 250587

Committee Item No. 2

Board Item No. \_\_\_\_\_

## COMMITTEE/BOARD OF SUPERVISORS

### AGENDA PACKET CONTENTS LIST

Committee: Budget and Appropriations Committee Date June 11, 2025

Board of Supervisors Meeting Date \_\_\_\_\_

#### Cmte Board

- |                                     |                          |   |
|-------------------------------------|--------------------------|---|
| <input checked="" type="checkbox"/> | <input type="checkbox"/> | Ordinance   |
|                                     |                          | • Mayor's Interim Proposed Annual Appropriation Ordinance FY2025-2026 and FY2026-2027 |
| <input type="checkbox"/>            | <input type="checkbox"/> | Budget and Legislative Analyst Report   |
| <input type="checkbox"/>            | <input type="checkbox"/> | Youth Commission Report   |
| <input type="checkbox"/>            | <input type="checkbox"/> | Introduction Form   |
| <input checked="" type="checkbox"/> | <input type="checkbox"/> | Department/Agency Cover Letter and/or Report  |
|                                     |                          | • <a href="#">Mayor's Proposed Budget Book</a>  |
|                                     |                          | • Mayor's Submission Letter 5/30/2025   |
| <input type="checkbox"/>            | <input type="checkbox"/> | MOU   |
| <input type="checkbox"/>            | <input type="checkbox"/> | Grant Information Form  |
| <input type="checkbox"/>            | <input type="checkbox"/> | Grant Budget  |
| <input type="checkbox"/>            | <input type="checkbox"/> | Subcontract Budget  |
| <input type="checkbox"/>            | <input type="checkbox"/> | Contract/Agreement  |
| <input type="checkbox"/>            | <input type="checkbox"/> | Form 126 – Ethics Commission  |
| <input type="checkbox"/>            | <input type="checkbox"/> | Award Letter  |
| <input type="checkbox"/>            | <input type="checkbox"/> | Application   |
| <input type="checkbox"/>            | <input type="checkbox"/> | Public Correspondence   |

**OTHER** (Use back side if additional space is needed)

- |                                     |                          |  |
|-------------------------------------|--------------------------|--|
| <input checked="" type="checkbox"/> | <input type="checkbox"/> | <u>AAO Administrative Provisions – Clean and Tracked Changes</u> |
| <input checked="" type="checkbox"/> | <input type="checkbox"/> | <u>MYR Interim Exceptions 5/30/2025</u>                          |
| <input checked="" type="checkbox"/> | <input type="checkbox"/> | <u>MYR Minimum Compensation Ordinance Letter 5/30/2025</u>       |
| <input checked="" type="checkbox"/> | <input type="checkbox"/> | <u>MYR Transfer of Functions 5/30/2025</u>                       |
| <input checked="" type="checkbox"/> | <input type="checkbox"/> | <u>MYR Trailing Legislation List</u>                             |
| <input type="checkbox"/>            | <input type="checkbox"/> | _____  |
| <input type="checkbox"/>            | <input type="checkbox"/> | _____  |

Completed by: Brent Jalipa Date June 5, 2025

Completed by: Brent Jalipa Date \_\_\_\_\_

# **CITY AND COUNTY OF SAN FRANCISCO**

## **MAYOR'S PROPOSED INTERIM BUDGET AND APPROPRIATION ORDINANCE**

**AS OF MAY 30, 2025**



File No. \_\_\_\_\_

Ordinance No. \_\_\_\_\_

**FISCAL YEAR ENDING JUNE 30, 2026 and  
FISCAL YEAR ENDING JUNE 30, 2027**





# **OFFICE OF THE CONTROLLER**

## **CITY AND COUNTY OF SAN FRANCISCO**

Greg Wagner  
Controller

ChiaYu Ma  
Deputy Controller

### PROPOSED INTERIM BUDGET AND APPROPRIATION ORDINANCE

AS OF MAY 30, 2025

FISCAL YEAR ENDING JUNE 30, 2026

and

FISCAL YEAR ENDING JUNE 30, 2027

The Proposed Interim Budget and Appropriation Ordinance as of May 30, 2025 and its accompanying schedules are produced by the Controller's Budget Office. Upon approval, this is the document that is the legal authority for the City to spend funds during the fiscal year.

This document contains information on the sources and uses of City funds detailed by department and program. Additional schedules summarize City revenues and expenditures by service area, department, and fund. Please see the table of contents for a complete list of the information contained in this document.

Copies of this document are distributed to City libraries and posted on the City Controller's website (<http://www.sfcontroller.org>). They may also be viewed at the following City Hall offices:

Mayor's Office of Public Policy and Finance  
1 Dr. Carlton B. Goodlett Place, Room 288

Controller's Office  
1 Dr. Carlton B. Goodlett Place, Room 316

Clerk of the Board of Supervisors  
1 Dr. Carlton B. Goodlett Place, Room 244

If you would like additional copies or need further information, please call the Controller's Budget Office at (415) 554-7500.



## Table of Contents

	<u>Page</u>
<b>Annual Appropriation Ordinance (Sections 1 &amp; 2)</b>	7
<b>Consolidated Schedule of Sources and Uses</b>	9
<b>Sources of Funds by Major Service Area and Department</b>	13
<b>Sources of Funds</b>	17
<b>Uses of Funds</b>	23
<b>Positions by Major Service Area and Department</b>	29
<b>Major Fund Budgetary Recap</b>	33
<b>Appropriation Detail by Department:</b>	
<b>A</b>	
SCI ACADEMY OF SCIENCES	39
ADP ADULT PROBATION	41
AIR AIRPORT	44
ART ARTS COMMISSION	52
AAM ASIAN ART MUSEUM	56
ASR ASSESSOR / RECORDER	58
<b>B</b>	
BOA BOARD OF APPEALS	60
BOS BOARD OF SUPERVISORS	62
DBI BUILDING INSPECTION	64
<b>C</b>	
CHF CHILDREN, YOUTH & THEIR FAMILIES	67
CSS CHILD SUPPORT SERVICES	71
CAT CITY ATTORNEY	73
CPC CITY PLANNING	75
CSC CIVIL SERVICE COMMISSION	79
CON CONTROLLER	81
<b>D</b>	
DPA DEPARTMENT OF POLICE ACCOUNTABILITY	84
DEC DEPARTMENT OF EARLY CHILDHOOD	86
DAT DISTRICT ATTORNEY	89
<b>E</b>	
ECN ECONOMIC & WORKFORCE DEVELOPMENT	92
REG ELECTIONS	96
DEM EMERGENCY MANAGEMENT	98
ENV ENVIRONMENT	101
ETH ETHICS	105
<b>F</b>	
FAM FINE ARTS MUSEUM	107
FIR FIRE DEPARTMENT	110





## Table of Contents

	<u>Page</u>
<b>G</b>	
GEN GENERAL CITY RESPONSIBILITY	113
ADM GENERAL SERVICES AGENCY - CITY ADMINISTRATOR	117
TIS GENERAL SERVICES AGENCY - TECHNOLOGY	123
<b>H</b>	
HSS HEALTH SERVICE SYSTEM	126
HOM HOMELESSNESS AND SUPPORTIVE HOUSING	128
HRD HUMAN RESOURCES	134
HRC HUMAN RIGHTS COMMISSION	138
HSA HUMAN SERVICES	140
<b>J</b>	
JUV JUVENILE PROBATION	145
<b>L</b>	
LLB LAW LIBRARY	148
<b>M</b>	
MYR MAYOR	149
MTA MUNICIPAL TRANSPORTATION AGENCY	153
<b>P</b>	
POL POLICE	159
PRT PORT	164
PDR PUBLIC DEFENDER	168
DPH PUBLIC HEALTH	170
LIB PUBLIC LIBRARY	184
PUC PUBLIC UTILITIES COMMISSION	187
DPW DEPARTMENT OF PUBLIC WORKS	194
<b>R</b>	
REC RECREATION AND PARK	200
RNT RENT ARBITRATION BOARD	208
RET RETIREMENT SYSTEM	210
<b>S</b>	
SDA OFFICE OF SHERIFF'S INSPECTOR GENERAL	212
SHF SHERIFF	213
WOM STATUS OF WOMEN	217
CRT SUPERIOR COURT	219
<b>T</b>	
TTX TREASURER / TAX COLLECTOR	220
<b>W</b>	
WAR WAR MEMORIAL	223
<b>Detail of Reserves</b>	225
<b>Administrative Provisions</b>	229
<b>Statement of Bond Redemption and Interest</b>	263



FILE NO. \_\_\_\_\_ ORDINANCE NO. \_\_\_\_\_

**AN ORDINANCE APPROPRIATING ALL ESTIMATED RECEIPTS  
AND ALL ESTIMATED EXPENDITURES FOR THE  
CITY AND COUNTY OF SAN FRANCISCO  
FOR THE FISCAL YEAR ENDING JUNE 30, 2026  
and  
THE FISCAL YEAR ENDING JUNE 30, 2027**

BE IT ORDAINED BY THE PEOPLE OF THE CITY AND COUNTY OF SAN FRANCISCO

**SECTION 1.** The amounts of estimated receipts, income, prior-year fund balance, prior-year reserves, de-appropriations, and revenue enumerated herein are hereby appropriated to the funds and departments indicated in this ordinance for the purpose of meeting appropriations herein provided.

**SECTION 2.** The amounts of proposed expenditures are hereby appropriated to the funds and departments as enumerated herein. Each department for which an expenditure appropriation is herein made is hereby authorized to use, in the manner provided by the law, the amounts so appropriated for the purposes specified in this appropriation ordinance.



## **CONSOLIDATED SCHEDULE OF SOURCES AND USES**



Consolidated Schedule of Sources and Uses

Sources of Funds	FY 2025-26			FY 2026-27		
	General Fund	Self Supporting	Total	General Fund	Self Supporting	Total
Prior Year Fund Balance	157,197,092	315,557,428	472,754,520	220,312,152	223,817,721	444,129,873
Prior Year Reserves	34,410,000	11,217,431	45,627,431	70,908,688		70,908,688
Regular Revenues	6,574,008,943	8,855,124,011	15,429,132,954	6,808,268,181	8,952,503,259	15,760,771,440
Transfers Into the General Fund	259,257,883	(259,257,883)		279,762,114	(279,762,114)	
Sources of Funds Total	7,024,873,918	8,922,640,987	15,947,514,905	7,379,251,135	8,896,558,866	16,275,810,001
Uses of Funds	FY 2025-26			FY 2026-27		
	General Fund	Self Supporting	Total	General Fund	Self Supporting	Total
Gross Expenditures	6,382,518,451	10,115,054,495	16,497,572,946	6,638,070,669	10,181,226,975	16,819,297,644
Less Interdepartmental Recoveries	(727,132,884)	(781,134,071)	(1,508,266,955)	(734,733,800)	(829,410,189)	(1,564,143,989)
Capital Projects	56,657,522	441,677,922	498,335,444	40,291,147	315,102,966	355,394,113
Facilities Maintenance	2,578,332	74,596,778	77,175,110	2,743,998	72,420,618	75,164,616
Reserves	61,872,277	320,826,083	382,698,360	87,723,430	502,374,187	590,097,617
Transfers From the General Fund	1,248,380,220	(1,248,380,220)		1,345,155,691	(1,345,155,691)	
Uses of Funds Total	7,024,873,918	8,922,640,987	15,947,514,905	7,379,251,135	8,896,558,866	16,275,810,001

\* The table above reflects preliminary Fiscal Year 2026-27 appropriations for the Airport Commission, Municipal Transportation Agency, Port Commission, and Public Utilities Commission





**SOURCES OF FUNDS BY MAJOR SERVICE AREA  
AND DEPARTMENT**



		Fiscal Year FY 2025-26			Fiscal Year FY 2026-27		
Department		Departmental Revenue and Recoveries	Allocated General Fund Support	Total Departmental Sources	Departmental Revenue and Recoveries	Allocated General Fund Support	Total Departmental Sources
<b>01: Public Protection</b>							
ADP Adult Probation		30,601,898	31,434,034	62,035,932	31,173,797	31,165,673	62,339,470
CRT Superior Court		0	33,205,508	33,205,508	0	33,205,508	33,205,508
DAT District Attorney		9,021,311	87,654,923	96,676,234	8,609,847	90,843,791	99,453,638
DEM Emergency Management		57,581,140	103,629,946	161,211,086	41,750,518	120,350,958	162,101,476
DPA Department Of Police Accountability		654,795	8,845,646	9,500,441	654,795	8,455,625	9,110,420
FIR Fire Department		175,479,307	378,276,529	553,755,836	178,142,301	384,280,763	562,423,064
JUV Juvenile Probation		21,865,145	31,199,375	53,064,520	17,884,691	29,986,645	47,871,336
PDR Public Defender		1,516,836	56,872,291	58,389,127	1,242,682	57,412,385	58,655,067
POL Police		167,964,911	681,297,152	849,262,063	171,671,908	685,647,921	857,319,829
SDA Office of Sheriff's Inspector General		0	1,217,923	1,217,923	0	1,244,683	1,244,683
SHF Sheriff		69,705,484	275,931,486	345,636,970	70,749,085	280,804,328	351,553,413
<b>TOTAL Public Protection</b>		<b>534,390,827</b>	<b>1,689,564,813</b>	<b>2,223,955,640</b>	<b>521,879,624</b>	<b>1,723,398,280</b>	<b>2,245,277,904</b>
<b>02: Public Works, Transportation &amp; Commerce</b>							
AIR Airport Commission		1,789,868,715	0	1,789,868,715	1,808,323,688	0	1,808,323,688
BOA Board Of Appeals		1,254,289	0	1,254,289	1,244,217	0	1,244,217
DBI Building Inspection		88,131,270	0	88,131,270	92,054,975	0	92,054,975
DPW Public Works		317,073,813	109,704,305	426,778,118	322,795,833	116,315,883	439,111,716
ECN Economic And Workforce Development		31,251,830	52,381,818	83,633,648	29,567,160	56,777,555	86,344,715
MTA Municipal Transportation Agency		1,016,930,668	536,660,000	1,553,590,668	1,007,408,078	564,930,000	1,572,338,078
PRT Port		156,220,545	0	156,220,545	155,779,607	0	155,779,607
PUC Public Utilities Commission		2,130,411,833	0	2,130,411,833	2,193,782,318	0	2,193,782,318
<b>TOTAL Public Works, Transportation &amp; Commerce</b>		<b>5,531,142,963</b>	<b>698,746,123</b>	<b>6,229,889,086</b>	<b>5,610,955,876</b>	<b>738,023,438</b>	<b>6,348,979,314</b>
<b>03: Human Welfare &amp; Neighborhood Development</b>							
CHF Children; Youth & Their Families		273,219,130	75,300,850	348,519,980	261,127,630	94,351,638	355,479,268
CSS Child Support Services		13,310,465	0	13,310,465	13,908,589	0	13,908,589
DEC Dept of Early Childhood		293,905,005	48,078,690	341,983,695	292,421,633	55,648,861	348,070,494
ENV Environment		39,982,557	904,833	40,887,390	40,458,813	600,672	41,059,485
HOM Homelessness And Supportive Housing		463,486,544	279,163,614	742,650,158	484,672,531	275,669,942	760,342,473
HRC Human Rights Commission		300,584	27,647,678	27,948,262	300,584	27,903,836	28,204,420
HSA Human Services		958,881,127	352,935,461	1,311,816,588	981,376,360	389,482,216	1,370,858,576
MYR Mayor		20,824,664	150,747,081	171,571,745	22,763,052	170,094,028	192,857,080
RNT Rent Arbitration Board		14,501,458	0	14,501,458	15,070,971	0	15,070,971
<b>TOTAL Human Welfare &amp; Neighborhood Development</b>		<b>2,078,411,534</b>	<b>934,778,207</b>	<b>3,013,189,741</b>	<b>2,112,100,163</b>	<b>1,013,751,193</b>	<b>3,125,851,356</b>
<b>04: Community Health</b>							
DPH Public Health		2,587,676,036	789,089,736	3,376,765,772	2,650,588,470	849,594,101	3,500,182,571
<b>TOTAL Community Health</b>		<b>2,587,676,036</b>	<b>789,089,736</b>	<b>3,376,765,772</b>	<b>2,650,588,470</b>	<b>849,594,101</b>	<b>3,500,182,571</b>

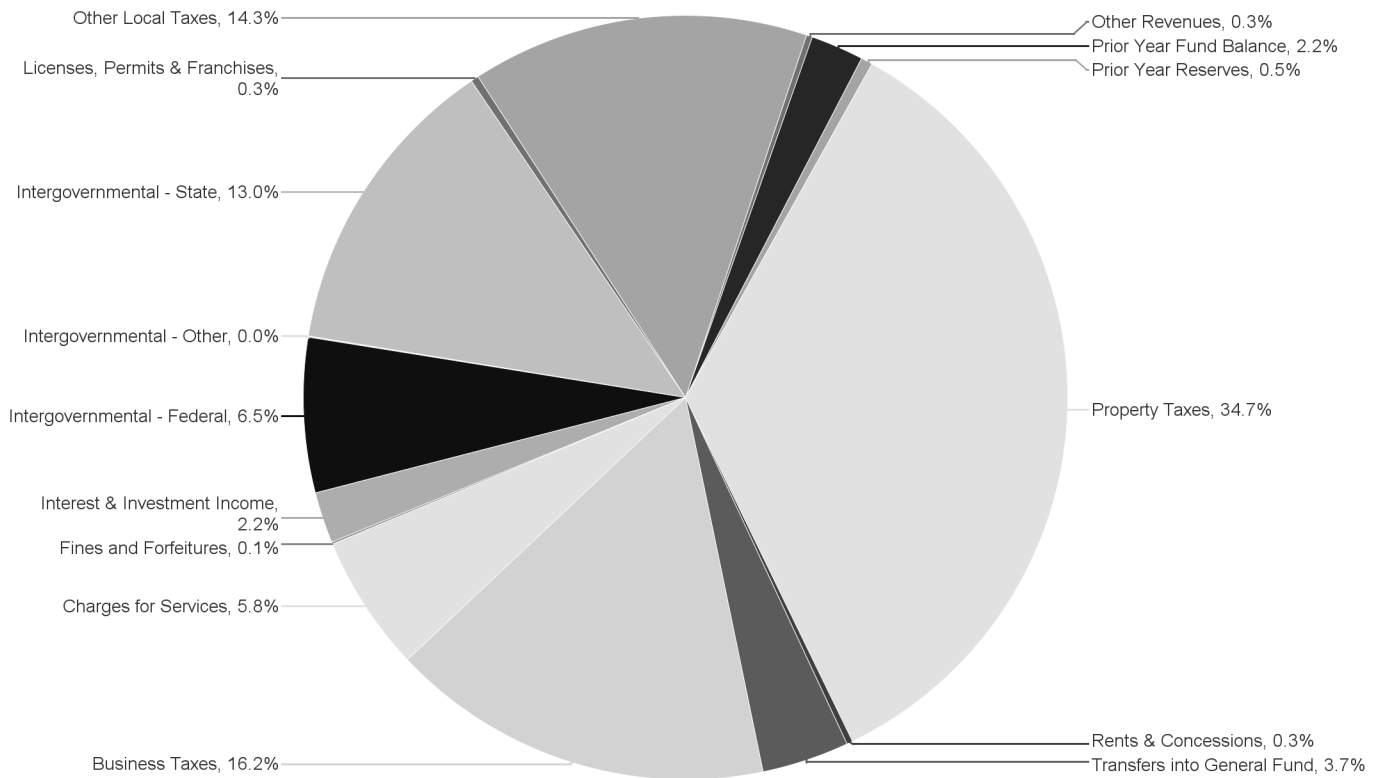
Fiscal Year FY 2025-26							Fiscal Year FY 2026-27		
Department		Departmental Revenue and Recoveries	Allocated General Fund Support	Total Departmental Sources	Departmental Revenue and Recoveries	Allocated General Fund Support	Total Departmental Sources		
05: Culture & Recreation									
AAM	Asian Art Museum	405,686	12,572,351	12,978,037	423,484	12,801,765	13,225,249		
ART	Arts Commission	16,738,176	7,681,808	24,419,984	16,836,883	7,347,326	24,184,209		
FAM	Fine Arts Museum	1,398,750	22,849,520	24,248,270	1,435,343	23,802,388	25,237,731		
LIB	Public Library	87,477,478	106,520,000	193,997,478	79,073,786	112,810,000	191,883,786		
LLB	Law Library	0	1,240,588	1,240,588	0	1,427,670	1,427,670		
REC	Recreation And Park Commission	172,812,387	91,049,744	263,862,131	245,771,552	96,126,704	341,898,256		
SCI	Academy Of Sciences	0	8,112,940	8,112,940	0	8,736,106	8,736,106		
WAR	War Memorial	23,044,968	9,072,505	32,117,473	23,946,058	9,118,254	33,064,312		
TOTAL Culture & Recreation		301,877,445	259,099,456	560,976,901	367,487,106	272,170,213	639,657,319		
06: General Administration & Finance									
ADM	General Services Agency - City Admin	536,250,038	74,260,580	610,510,618	542,676,190	95,151,507	637,827,697		
ASR	Assessor / Recorder	3,008,874	39,074,328	42,083,202	3,094,124	38,953,194	42,047,318		
BOS	Board Of Supervisors	710,146	25,373,116	26,083,262	710,146	24,069,076	24,779,222		
CAT	City Attorney	88,671,212	36,763,680	125,434,892	89,590,022	39,854,059	129,444,081		
CON	Controller	73,172,712	12,977,067	86,149,779	72,194,689	13,278,024	85,472,713		
CPC	City Planning	51,811,333	6,397,778	58,209,111	41,892,873	7,623,572	49,516,445		
CSC	Civil Service Commission	430,839	1,066,520	1,497,359	430,839	1,081,966	1,512,805		
ETH	Ethics Commission	157,200	6,325,272	6,482,472	157,200	8,701,540	8,858,740		
HRD	Human Resources	141,087,591	16,892,583	157,980,174	141,360,724	15,779,715	157,140,439		
HSS	Health Service System	12,262,123	200,000	12,462,123	12,690,494	200,000	12,890,494		
MYR	Mayor	3,039,592	8,362,998	11,402,590	3,141,026	8,680,293	11,821,319		
REG	Elections	509,748	22,349,650	22,859,398	923,191	23,187,175	24,110,366		
RET	Retirement System	55,680,767	0	55,680,767	57,273,698	0	57,273,698		
TIS	General Services Agency - Technology	166,669,516	7,038,362	173,707,878	175,329,904	6,541,018	181,870,922		
TTX	Treasurer/Tax Collector	32,730,371	22,299,486	55,029,857	27,569,876	21,401,889	48,971,765		
TOTAL General Administration & Finance		1,166,192,062	279,381,420	1,445,573,482	1,169,034,996	304,503,028	1,473,538,024		
07: General City Responsibilities									
GEN	General City Responsibility	6,335,309,530	(4,650,659,755)	1,684,649,775	6,509,610,967	(4,901,440,253)	1,608,170,714		
TOTAL General City Responsibilities		6,335,309,530	(4,650,659,755)	1,684,649,775	6,509,610,967	(4,901,440,253)	1,608,170,714		
Less Citywide Transfer Adjustments		(1,079,218,537)	0	(1,079,218,537)	(1,101,703,212)	0	(1,101,703,212)		
Less Interdepartmental Recoveries		(1,508,266,955)	0	(1,508,266,955)	(1,564,143,989)	0	(1,564,143,989)		
Net Total Sources of Funds		15,947,514,905	0	15,947,514,905	16,275,810,001	0	16,275,810,001		

\* The table above reflects preliminary Fiscal Year 2026-27 appropriations for the Airport Commission, Municipal Transportation Agency, Port Commission, and Public Utilities Commission

## **SOURCES OF FUNDS**



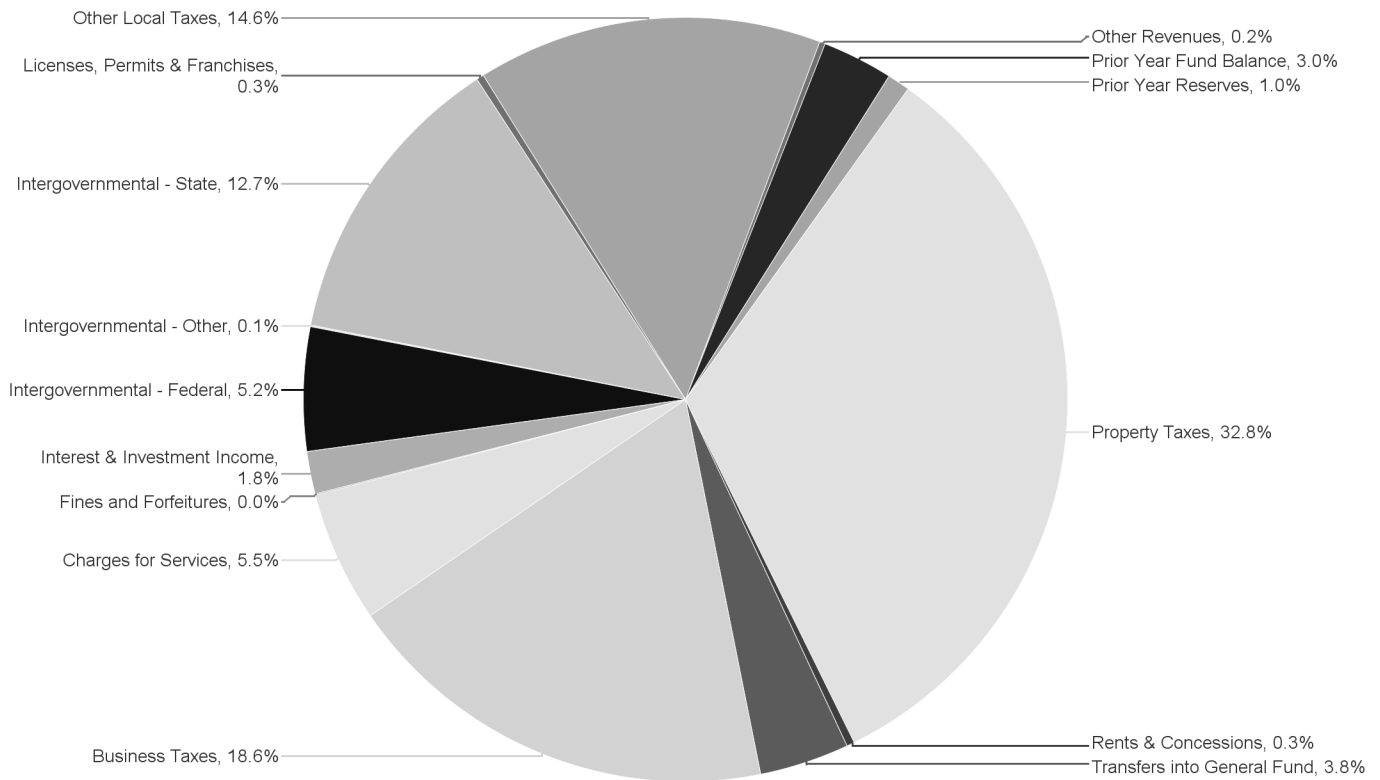
**Sources of Funds - FY 2025-26  
General Fund**



All Funds	Sorted by Size	
Sources of Funds	FY 2025-26	% of Total
Property Taxes	2,437,000,000	34.7%
Business Taxes	1,139,600,000	16.2%
Other Local Taxes	1,002,170,000	14.3%
Intergovernmental - State	910,324,696	13.0%
Intergovernmental - Federal	459,672,122	6.5%
Charges for Services	405,184,173	5.8%
Interest & Investment Income	151,881,895	2.2%
Licenses, Permits & Franchises	23,126,250	0.3%
Other Revenues	17,908,890	0.3%
Rents & Concessions	17,673,791	0.3%
Fines and Forfeitures	6,037,823	0.1%
Intergovernmental - Other	3,429,303	0.0%
<b>Regular Revenues</b>	<b>6,574,008,943</b>	<b>93.6%</b>
Transfers into General Fund	259,257,883	3.7%
Prior Year Fund Balance	157,197,092	2.2%
Prior Year Reserves	34,410,000	0.5%
<b>Total Sources</b>	<b>7,024,873,918</b>	<b>100.0%</b>



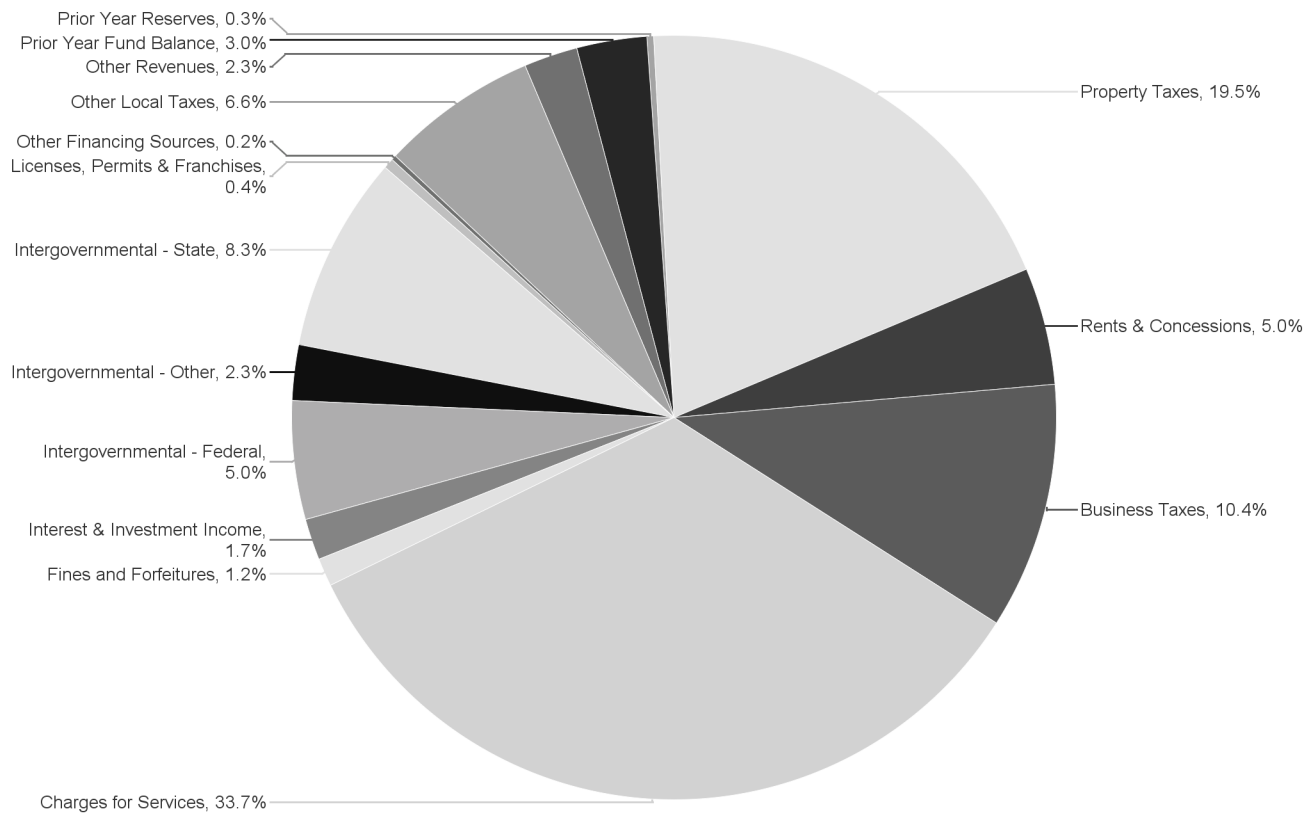
**Sources of Funds - FY 2026-27  
General Fund**



All Funds	Sorted by Size	
Sources of Funds	FY 2026-27	% of Total
Property Taxes	2,422,170,000	32.8%
Business Taxes	1,371,500,000	18.6%
Other Local Taxes	1,076,350,000	14.6%
Intergovernmental - State	936,332,547	12.7%
Charges for Services	409,150,631	5.5%
Intergovernmental - Federal	386,154,919	5.2%
Interest & Investment Income	132,660,976	1.8%
Rents & Concessions	24,443,069	0.3%
Licenses, Permits & Franchises	23,051,472	0.3%
Other Revenues	17,932,244	0.2%
Intergovernmental - Other	4,914,500	0.1%
Fines and Forfeitures	3,607,823	0.0%
<b>Regular Revenues</b>	<b>6,808,268,181</b>	<b>92.3%</b>
Transfers into General Fund	279,762,114	3.8%
Prior Year Fund Balance	220,312,152	3.0%
Prior Year Reserves	70,908,688	1.0%
	<b>570,982,954</b>	<b>7.7%</b>
<b>Total Sources</b>	<b>7,379,251,135</b>	<b>100.0%</b>

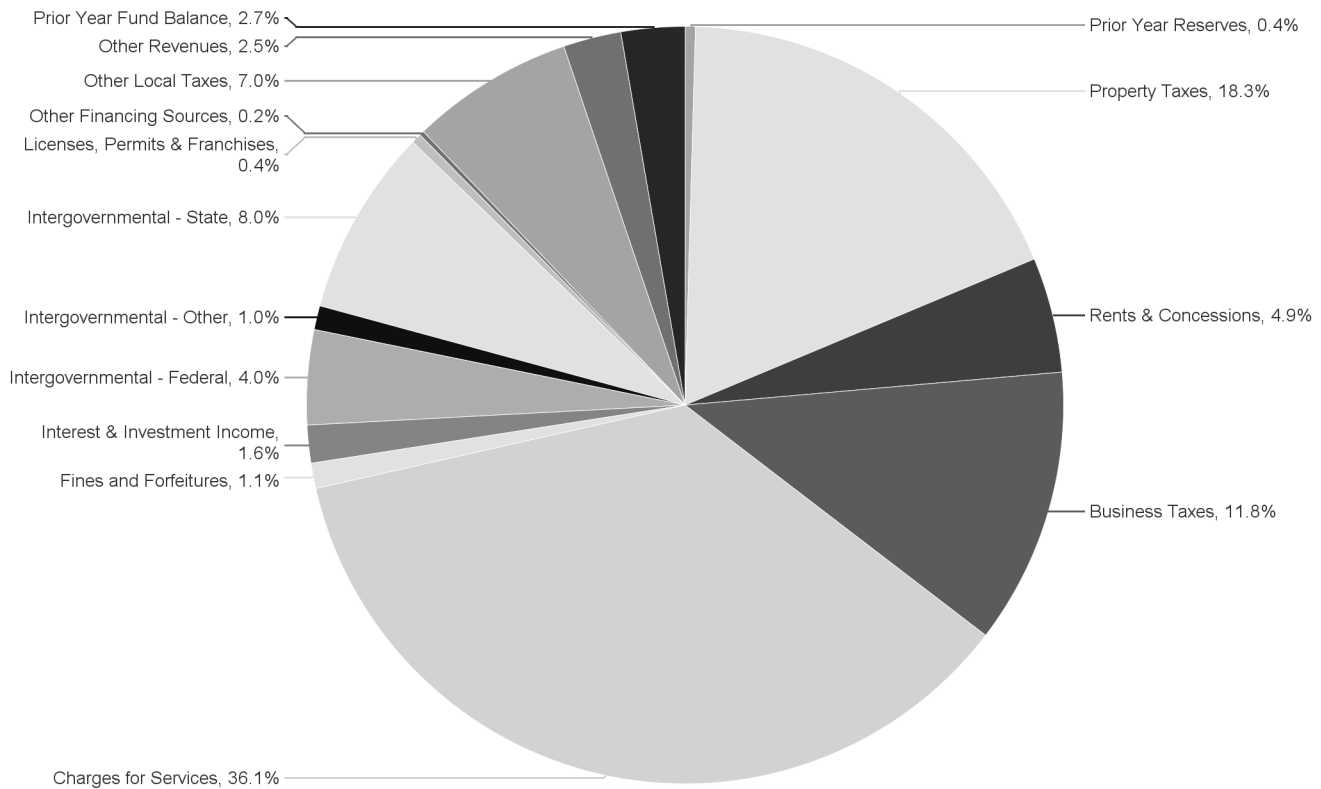
\* The table above reflects preliminary Fiscal Year 2026-27 appropriations for the Airport Commission, Municipal Transportation Agency, Port Commission, and Public Utilities Commission

**Sources of Funds FY 2025-26  
All Funds**



<b>All Funds</b>	<b>Sorted by Size</b>	
<b>Sources of Funds</b>	<b>FY 2025-26</b>	<b>% of Total</b>
Charges for Services	5,379,578,507	33.7%
Property Taxes	3,110,931,159	19.5%
Business Taxes	1,662,357,961	10.4%
Intergovernmental - State	1,323,462,755	8.3%
Other Local Taxes	1,057,163,000	6.6%
Intergovernmental - Federal	799,110,404	5.0%
Rents & Concessions	790,003,971	5.0%
Intergovernmental - Other	374,720,419	2.3%
Other Revenues	362,030,339	2.3%
Interest & Investment Income	278,105,792	1.7%
Fines and Forfeitures	189,469,231	1.2%
Licenses, Permits & Franchises	69,699,416	0.4%
Other Financing Sources	32,500,000	0.2%
<b>Regular Revenues</b>	<b>15,429,132,954</b>	<b>96.7%</b>
Prior Year Fund Balance	472,754,520	3.0%
Prior Year Reserves	45,627,431	0.3%
	<b>518,381,951</b>	<b>3.3%</b>
<b>Total Sources</b>	<b>15,947,514,905</b>	<b>100.0%</b>

**Sources of Funds FY 2026-27  
All Funds**



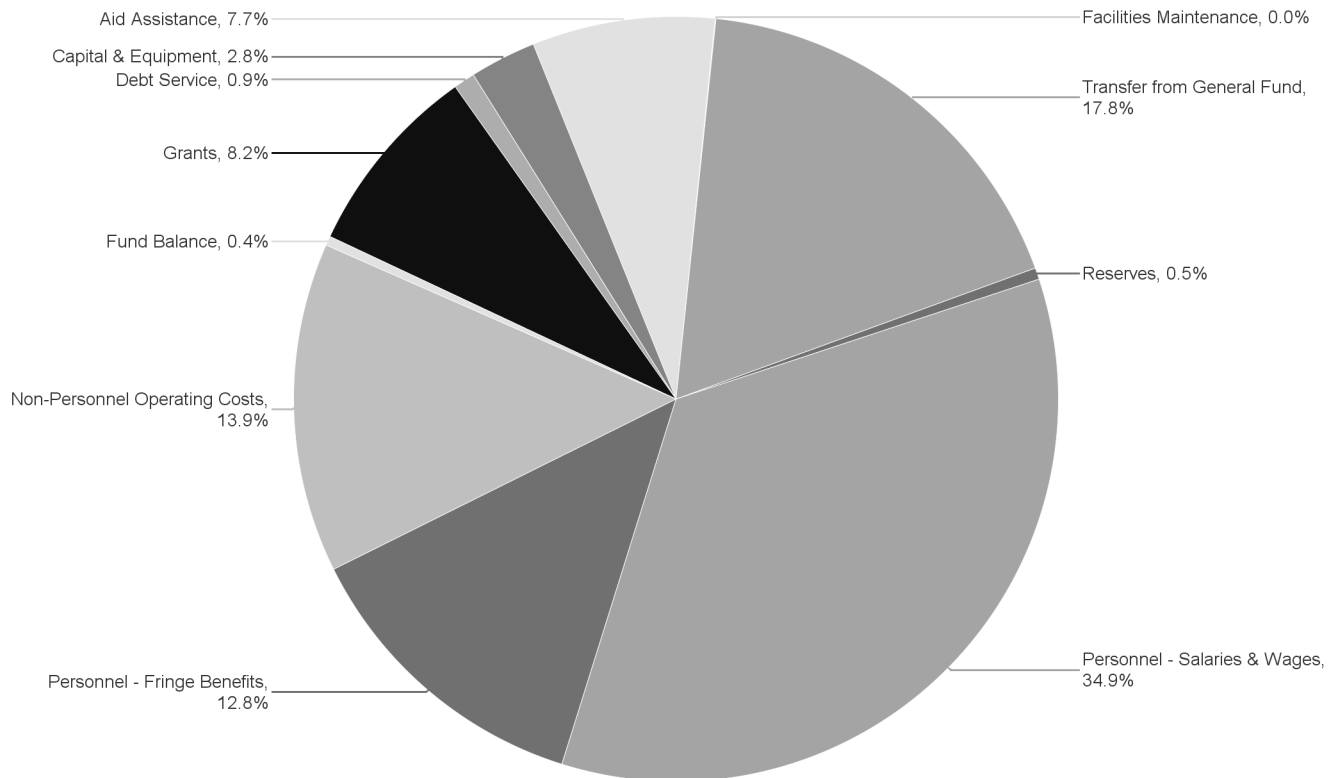
All Funds		Sorted by Size	
Sources of Funds	FY 2026-27	% of Total	
Charges for Services	5,869,454,562	36.1%	
Property Taxes	2,971,073,544	18.3%	
Business Taxes	1,918,657,873	11.8%	
Intergovernmental - State	1,300,998,318	8.0%	
Other Local Taxes	1,132,857,500	7.0%	
Rents & Concessions	799,849,549	4.9%	
Intergovernmental - Federal	657,793,004	4.0%	
Other Revenues	401,946,024	2.5%	
Interest & Investment Income	262,992,494	1.6%	
Fines and Forfeitures	175,628,335	1.1%	
Intergovernmental - Other	166,753,763	1.0%	
Licenses, Permits & Franchises	70,266,474	0.4%	
Other Financing Sources	32,500,000	0.2%	
<b>Regular Revenues</b>	<b>15,760,771,440</b>	<b>96.8%</b>	
Prior Year Fund Balance	444,129,873	2.7%	
Prior Year Reserves	70,908,688	0.4%	
<b>Total Sources</b>	<b>16,275,810,001</b>	<b>100.0%</b>	

\* The table above reflects preliminary Fiscal Year 2026-27 appropriations for the Airport Commission, Municipal Transportation Agency, Port Commission, and Public Utilities Commission

## **USES OF FUNDS**

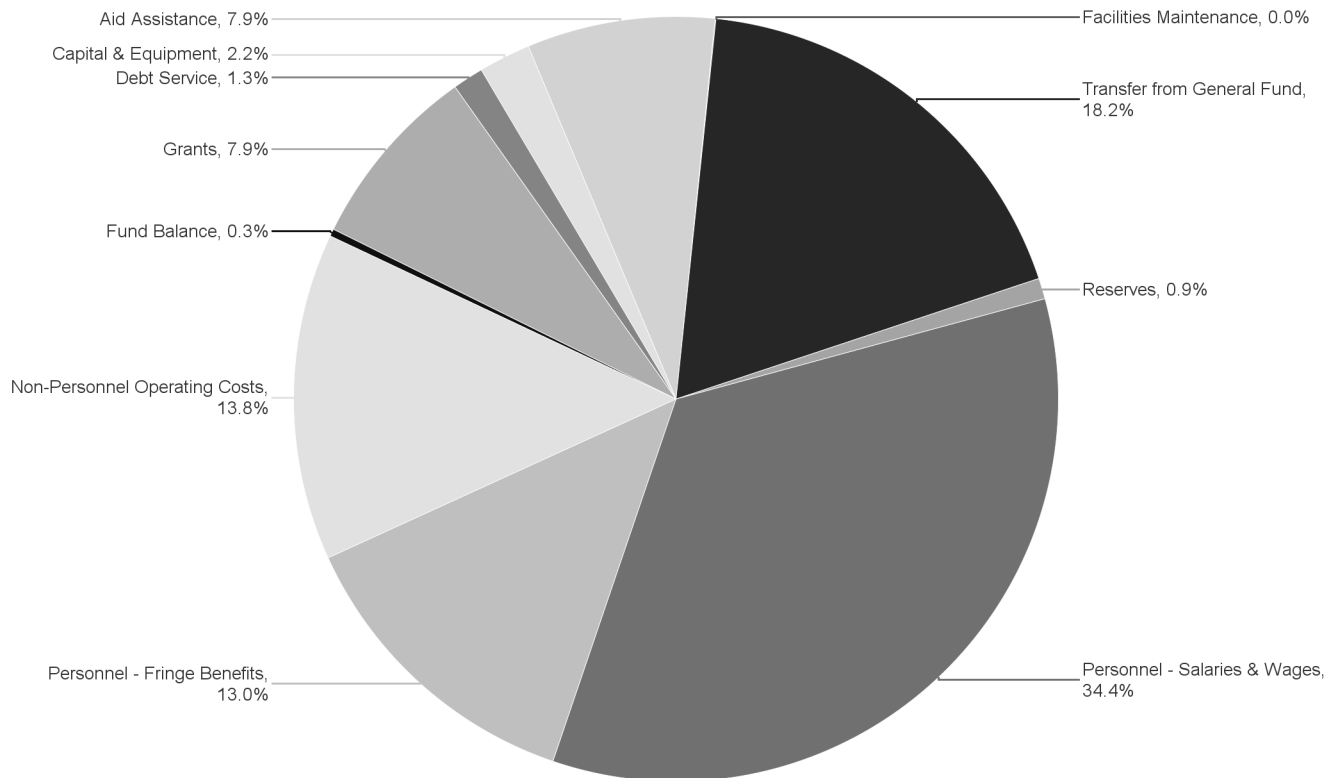


**Uses of Funds - FY 2025-26  
General Fund**



Types of Uses	Gross		Net Recoveries	
	FY 2025-26	% of Total	FY 2025-26	% of Total
Personnel - Salaries & Wages	2,492,538,592	35.5%	2,451,671,131	34.9%
Personnel - Fringe Benefits	916,632,703	13.0%	901,603,668	12.8%
<b>Personnel - Sub Total</b>	<b>3,409,171,295</b>	<b>48.5%</b>	<b>3,353,274,799</b>	<b>47.7%</b>
Non-Personnel Operating Costs	995,130,502	14.2%	978,814,423	13.9%
Grants	577,003,673	8.2%	577,003,673	8.2%
Aid Assistance	542,289,418	7.7%	542,289,418	7.7%
Capital & Equipment	197,231,259	2.8%	197,231,259	2.8%
Debt Service	63,429,517	0.9%	63,429,517	0.9%
Reserves	34,292,277	0.5%	34,292,277	0.5%
Fund Balance	27,580,000	0.4%	27,580,000	0.4%
Facilities Maintenance	2,578,332	0.0%	2,578,332	0.0%
Services of Other Depts, Recoveries & Ov	(72,212,575)	(1.0%)	0	0.0%
Transfer from General Fund	1,248,380,220	17.8%	1,248,380,220	17.8%
<b>Non-Personnel - Sub Total</b>	<b>3,615,702,623</b>	<b>51.5%</b>	<b>3,671,599,119</b>	<b>52.3%</b>
<b>Grand Total</b>	<b>7,024,873,918</b>	<b>100.0%</b>	<b>7,024,873,918</b>	<b>100.0%</b>

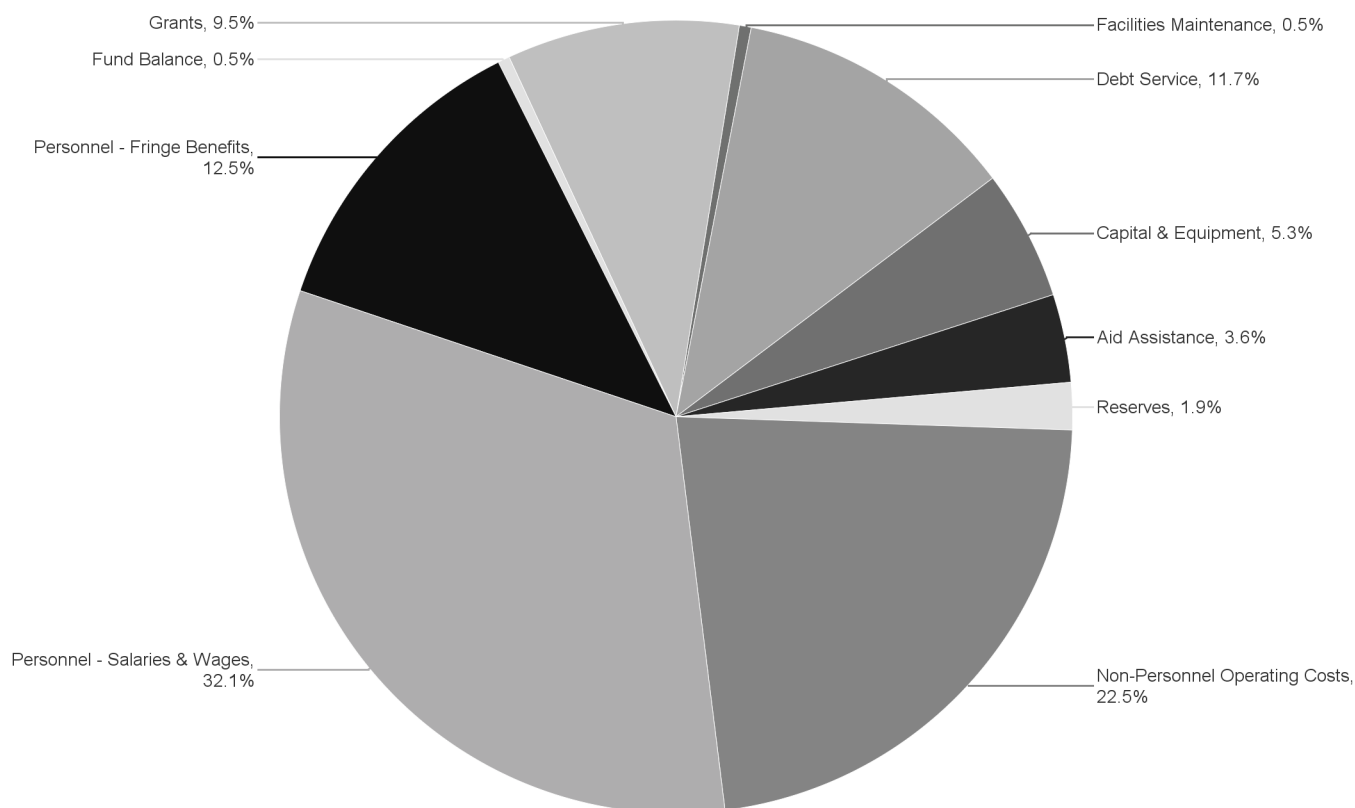
**Uses of Funds - FY 2026-27  
General Fund**



Types of Uses	Gross		Net Recoveries	
	FY 2026-27	% of Total	FY 2026-27	% of Total
Personnel - Salaries & Wages	2,565,510,903	34.8%	2,541,661,294	34.4%
Personnel - Fringe Benefits	966,071,773	13.1%	957,090,936	13.0%
<b>Personnel - Sub Total</b>	<b>3,531,582,676</b>	<b>47.9%</b>	<b>3,498,752,230</b>	<b>47.4%</b>
Non-Personnel Operating Costs	1,029,500,638	14.0%	1,019,930,151	13.8%
Aid Assistance	586,371,421	7.9%	586,371,421	7.9%
Grants	580,663,187	7.9%	580,663,187	7.9%
Capital & Equipment	161,578,882	2.2%	161,578,882	2.2%
Debt Service	96,332,145	1.3%	96,332,145	1.3%
Reserves	64,847,430	0.9%	64,847,430	0.9%
Fund Balance	22,876,000	0.3%	22,876,000	0.3%
Facilities Maintenance	2,743,998	0.0%	2,743,998	0.0%
Services of Other Depts, Recoveries & Ov	(42,400,933)	(0.6%)	0	0.0%
Transfer from General Fund	1,345,155,691	18.2%	1,345,155,691	18.2%
<b>Non-Personnel - Sub Total</b>	<b>3,847,668,459</b>	<b>52.1%</b>	<b>3,880,498,905</b>	<b>52.6%</b>
<b>Grand Total</b>	<b>7,379,251,135</b>	<b>100.0%</b>	<b>7,379,251,135</b>	<b>100.0%</b>

\* The table above reflects preliminary Fiscal Year 2026-27 appropriations for the Airport Commission, Municipal Transportation Agency, Port Commission, and Public Utilities Commission

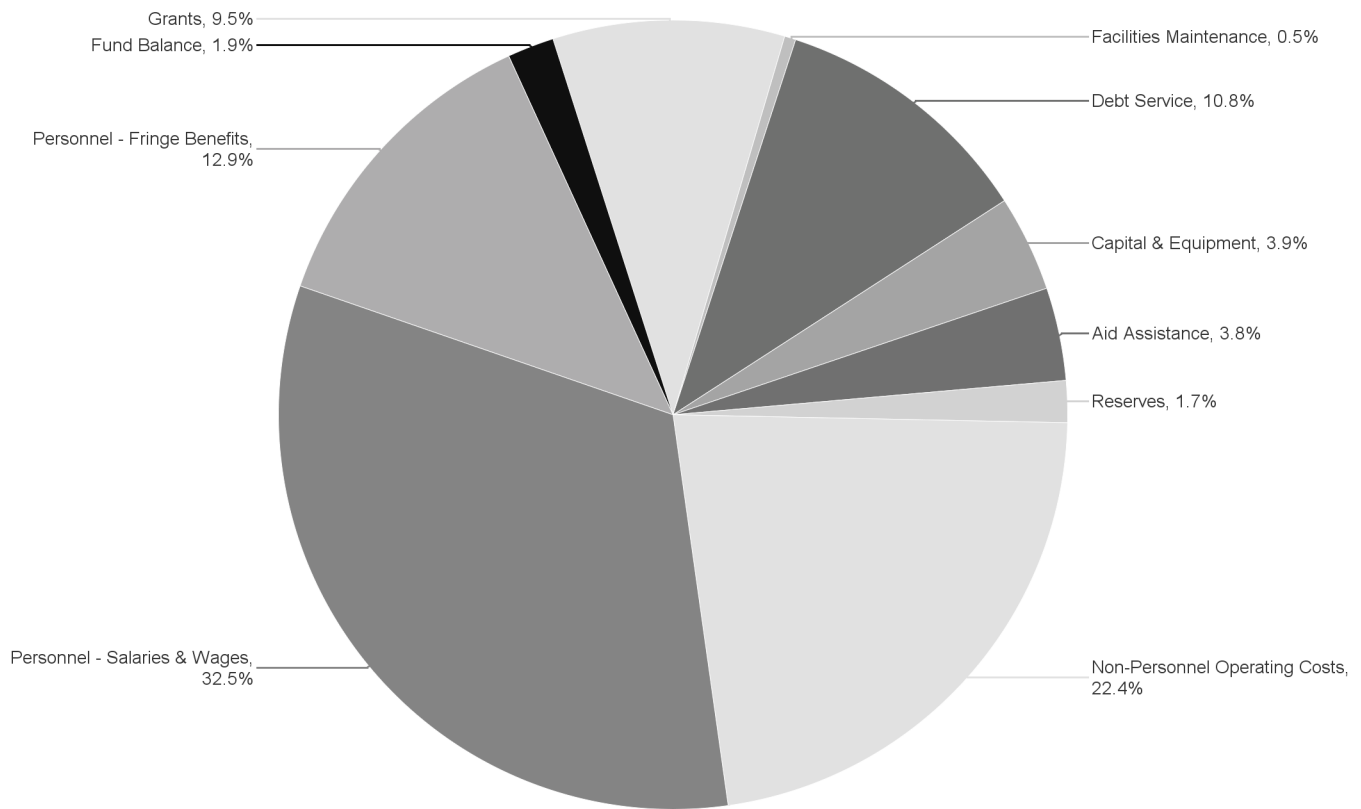
**Uses of Funds - FY 2025-26  
All Funds**



Types of Uses	Gross		Net Recoveries	
	FY 2025-26	% of Total	FY 2025-26	% of Total
Personnel - Salaries & Wages	5,251,849,677	32.9%	5,122,968,606	32.1%
Personnel - Fringe Benefits	2,035,880,258	12.8%	1,985,919,493	12.5%
<b>Personnel - Sub Total</b>	<b>7,287,729,935</b>	<b>45.7%</b>	<b>7,108,888,099</b>	<b>44.6%</b>
Non-Personnel Operating Costs	3,677,541,092	23.1%	3,587,293,757	22.5%
Debt Service	1,863,111,834	11.7%	1,863,111,834	11.7%
Capital & Equipment	844,776,884	5.3%	844,776,884	5.3%
Aid Assistance	572,827,244	3.6%	572,827,244	3.6%
Grants	1,510,743,617	9.5%	1,510,743,617	9.5%
Reserves	306,463,813	1.9%	306,463,813	1.9%
Fund Balance	76,234,547	0.5%	76,234,547	0.5%
Facilities Maintenance	77,175,110	0.5%	77,175,110	0.5%
Services of Other Depts, Recoveries & Ov	(269,089,171)	(1.7%)	0	0.0%
<b>Non-Personnel - Sub Total</b>	<b>8,659,784,970</b>	<b>54.3%</b>	<b>8,838,626,806</b>	<b>55.4%</b>
<b>Grand Total</b>	<b>15,947,514,905</b>	<b>100.0%</b>	<b>15,947,514,905</b>	<b>100.0%</b>
<b>Average Per Employee (FTE)</b>				
Personnel - Salary & Wages	160,157	72.1%		
Personnel - Fringe Benefits	62,085	27.9%		
<b>Grand Total</b>	<b>222,242</b>	<b>100.0%</b>		



**Uses of Funds - FY 2026-27  
All Funds**



Types of Uses	Gross		Net Recoveries	
	FY 2026-27	% of Total	FY 2026-27	% of Total
Personnel - Salaries & Wages	5,425,854,950	33.3%	5,293,868,610	32.5%
Personnel - Fringe Benefits	2,146,489,346	13.2%	2,094,275,036	12.9%
<b>Personnel - Sub Total</b>	<b>7,572,344,296</b>	<b>46.5%</b>	<b>7,388,143,647</b>	<b>45.4%</b>
Non-Personnel Operating Costs	3,744,249,741	23.0%	3,653,169,197	22.4%
Debt Service	1,765,049,838	10.8%	1,765,049,838	10.8%
Capital & Equipment	639,736,400	3.9%	639,736,400	3.9%
Aid Assistance	619,335,653	3.8%	619,335,653	3.8%
Grants	1,545,113,033	9.5%	1,545,113,033	9.5%
Reserves	278,535,702	1.7%	278,535,702	1.7%
Fund Balance	311,561,915	1.9%	311,561,915	1.9%
Facilities Maintenance	75,164,616	0.5%	75,164,616	0.5%
Services of Other Depts, Recoveries & Ov	(275,281,193)	(1.7%)	0	0.0%
<b>Non-Personnel - Sub Total</b>	<b>8,703,465,705</b>	<b>53.5%</b>	<b>8,887,666,354</b>	<b>54.6%</b>
<b>Grand Total</b>	<b>16,275,810,001</b>	<b>100.0%</b>	<b>16,275,810,001</b>	<b>100.0%</b>
<b>Average Per Employee (FTE)</b>				
Personnel - Salary & Wages	165,483	71.7%		
Personnel - Fringe Benefits	65,466	28.3%		
<b>Grand Total</b>	<b>230,948</b>	<b>100.0%</b>		

\* The table above reflects preliminary Fiscal Year 2026-27 appropriations for the Airport Commission, Municipal Transportation Agency, Port Commission, and Public Utilities Commission

**POSITIONS BY MAJOR SERVICE AREA  
AND DEPARTMENT**



	2024-25 Original Budget	2025-26 Proposed Budget	2025-26 Change From 2024-25	2026-27 Proposed Budget	2026-27 Change From 2025-26
<b>Service Area: A, Public Protection</b>					
Adult Probation	144.06	146.87	2.81	147.35	0.48
Department Of Police Accountability	39.82	34.75	(5.07)	33.69	(1.06)
District Attorney	292.99	282.51	(10.48)	281.39	(1.12)
Emergency Management	304.11	308.57	4.46	313.57	5.00
Fire Department	1,815.47	1,851.54	36.07	1,867.46	15.92
Juvenile Probation	174.89	177.97	3.08	177.72	(0.25)
Police	2,974.30	2,904.16	(70.14)	2,892.64	(11.52)
Public Defender	228.37	215.02	(13.35)	206.69	(8.33)
Sheriff	1,002.80	944.75	(58.05)	939.77	(4.98)
Office of Sheriff's Inspector General	1.15	1.71	0.56	1.44	(0.27)
<b>Service Area: A, Public Protection Total</b>	<b>6,977.96</b>	<b>6,867.85</b>	<b>(110.11)</b>	<b>6,861.72</b>	<b>(6.13)</b>

**Service Area: B, Public Works, Transportation & Commerce**

Airport Commission	1,763.79	1,820.44	56.65	1,820.44	0.00
Board Of Appeals	3.94	3.50	(0.44)	3.50	0.00
Building Inspection	278.68	291.49	12.81	291.87	0.38
Economic And Workforce Development	115.10	103.69	(11.41)	101.75	(1.94)
Municipal Transportation Agency	5,472.06	5,169.36	(302.70)	5,176.04	6.68
Port	241.66	243.93	2.27	243.93	0.00
Public Utilities Commission	1,750.12	1,781.15	31.03	1,783.72	2.57
Public Works	1,151.19	1,090.87	(60.32)	1,078.76	(12.11)
<b>Service Area: B, Public Works, Transportation &amp; Commerc</b>	<b>10,776.54</b>	<b>10,504.43</b>	<b>(272.11)</b>	<b>10,500.01</b>	<b>(4.42)</b>

**Service Area: C, Human Welfare & Neighborhood Development**

Children; Youth & Their Families	66.83	68.03	1.20	68.01	(0.02)
Child Support Services	59.76	59.43	(0.33)	59.43	0.00
Dept of Early Childhood	69.89	67.89	(2.00)	67.89	0.00
Environment	92.31	95.92	3.61	96.74	0.82
Homelessness And Supportive Housing	256.63	254.67	(1.96)	253.95	(0.72)
Human Rights Commission	33.39	26.99	(6.40)	26.59	(0.40)
Human Services	2,292.21	2,306.87	14.66	2,297.37	(9.50)
Mayor	37.14	46.77	9.63	46.77	0.00
Rent Arbitration Board	49.94	47.49	(2.45)	47.43	(0.06)
Status Of Women	8.24	0.00	(8.24)	0.00	0.00
<b>Service Area: C, Human Welfare &amp; Neighborhood Develop</b>	<b>2,966.34</b>	<b>2,974.06</b>	<b>7.72</b>	<b>2,964.18</b>	<b>(9.88)</b>

**Service Area: D, Community Health**

Public Health	7,620.61	7,625.59	4.98	7,649.99	24.40
<b>Service Area: D, Community Health Total</b>	<b>7,620.61</b>	<b>7,625.59</b>	<b>4.98</b>	<b>7,649.99</b>	<b>24.40</b>

**Service Area: E, Culture & Recreation**

Academy Of Sciences	13.35	12.20	(1.15)	13.17	0.97
Arts Commission	28.13	26.13	(2.00)	26.05	(0.08)

	2024-25 Original Budget	2025-26 Proposed Budget	2025-26 Change From 2024-25	2026-27 Proposed Budget	2026-27 Change From 2025-26
<b>Service Area: E, Culture &amp; Recreation</b>					
Asian Art Museum	52.07	54.41	2.34	54.28	(0.13)
Fine Arts Museum	107.97	102.71	(5.26)	102.47	(0.24)
Law Library	2.41	1.54	(0.87)	2.23	0.69
Public Library	723.73	734.24	10.51	736.87	2.63
Recreation And Park Commission	987.24	970.37	(16.87)	983.60	13.23
War Memorial	66.41	65.06	(1.35)	64.88	(0.18)
<b>Service Area: E, Culture &amp; Recreation Total</b>	<b>1,981.31</b>	<b>1,966.66</b>	<b>(14.65)</b>	<b>1,983.55</b>	<b>16.89</b>
<b>Service Area: F, General Administration &amp; Finance</b>					
Assessor / Recorder	177.11	178.68	1.57	175.94	(2.74)
Board Of Supervisors	92.92	92.97	0.05	92.66	(0.31)
City Attorney	334.03	339.18	5.15	338.75	(0.43)
City Planning	168.72	161.45	(7.27)	155.11	(6.34)
Civil Service Commission	6.00	5.34	(0.66)	5.10	(0.24)
Controller	245.25	247.98	2.73	245.65	(2.33)
Elections	57.53	53.10	(4.43)	53.05	(0.05)
Ethics Commission	27.61	24.49	(3.12)	23.61	(0.88)
General Services Agency - City Admin	941.58	898.34	(43.24)	890.72	(7.62)
General Services Agency - Technology	258.31	253.57	(4.74)	253.42	(0.15)
Health Service System	43.04	38.24	(4.80)	38.55	0.31
Human Resources	200.86	186.68	(14.18)	184.55	(2.13)
Mayor	42.08	41.09	(0.99)	40.84	(0.25)
Retirement System	154.45	156.82	2.37	156.82	0.00
Treasurer/Tax Collector	189.30	175.31	(13.99)	173.83	(1.48)
<b>Service Area: F, General Administration &amp; Finance Total</b>	<b>2,938.79</b>	<b>2,853.24</b>	<b>(85.55)</b>	<b>2,828.6</b>	<b>(24.64)</b>
<b>Grand Total</b>	<b>33,261.55</b>	<b>32,791.83</b>	<b>(469.72)</b>	<b>32,788.05</b>	<b>(3.78)</b>

\* The table above reflects preliminary Fiscal Year 2026-27 appropriations for the Airport Commission, Municipal Transportation Agency, Port Commission, and Public Utilities Commission

## **MAJOR FUND BUDGETARY RECAP**



City and County of San Francisco  
Major Fund Budgetary Recap  
Budget Year 2025-2026  
(in Thousands of Dollars)

	Governmental Funds						
	General Fund	Special Revenue	Capital Projects	Debt Service	Enterprise	Internal Service	Other Agency/Trust
Prior Year Fund Balance	157,197	181,036		2,623	124,262	7,574	63
Prior Year Reserves	34,410	11,217					
Prior Year Sources Total	191,607	192,254		2,623	124,262	7,574	63
Property Taxes	2,437,000	285,590		388,341			
Other Local Taxes	1,002,170	54,993					
Business Taxes	1,139,600	522,758					
Rents & Concessions	17,674	72,825			685,222	597	13,686
Fines and Forfeitures	6,038	43,696		14,766	124,969		
Interest & Investment Income	151,882	42,416			74,381		9,427
Licenses, Permits & Franchises	23,126	16,080			30,494		
Intergovernmental - State	910,325	262,733	500	700	149,205		
Intergovernmental - Federal	459,672	226,381			113,057		
Intergovernmental - Other	3,429	7,255			363,788	247	
Charges for Services	405,184	163,688	13		4,809,549	1,045	100
Other Revenues	17,909	80,237	375	10,664	186,457		66,388
Other Financing Sources			32,500				
Current Year Sources Total	6,574,009	1,778,652	33,388	414,471	6,537,122	1,889	89,601
Contribution Transfers In		319,920			676,880		
Operating Transfer In	259,258	178,556		2,000	301,391		
Transfer In Total	259,258	498,476		2,000	978,271		
Available Sources Total	7,024,874	2,469,382	33,388	419,094	7,639,655	9,463	89,663
Community Health	(1,233,979)	(344,370)			(1,743,241)		(9,124)
Culture & Recreation	(205,253)	(347,814)	(375)				(115)
General Administration & Finance	(339,303)	(188,699)				(8,713)	(80,424)
General City Responsibilities	(203,442)	(70,373)		(419,094)			(692,909)
Human Welfare & Neighborhood Development	(1,669,514)	(1,157,565)			(134,976)		(2,827,080)
Public Protection	(1,922,568)	(82,626)			(5,282,275)		(2,140,170)
Public Works, Transportation & Commerce	(174,854)	(219,568)	(33,013)				(5,709,711)
Current Year Uses Total	(5,748,914)	(2,411,015)	(33,388)	(419,094)	(7,160,493)	(8,713)	(89,663)
Contribution Transfers Out	(996,800)						(996,800)
Operating Transfer Out	(251,580)	(54,885)			(433,990)	(750)	(741,205)
Transfer Out Total	(1,248,380)	(54,885)			(433,990)	(750)	(1,738,005)
Proposed Uses Total	(6,997,294)	(2,465,900)	(33,388)	(419,094)	(7,594,483)	(9,463)	(89,663)
Fund Balance	27,580	3,482			45,172		76,235





## **APPROPRIATION DETAIL BY DEPARTMENT**



Department: SCI Academy Of Sciences

		2024-25 Original Budget	2025-26 Proposed Budget	2025-26 Change From 2024-25	2026-27 Proposed Budget	2026-27 Change From 2025-26
<u>Uses Summary</u>						
Salaries		1,906,527	1,812,990	(93,537)	2,011,755	198,765
Mandatory Fringe Benefits		705,852	677,387	(28,465)	767,494	90,107
Non-Personnel Services		1,140,081	1,140,081		1,140,081	
Capital Outlay		928,782	1,327,221	398,439	1,240,582	(86,639)
Services Of Other Depts		2,977,560	3,155,261	177,701	3,576,194	420,933
Total Uses by Chart of Accounts		7,658,802	8,112,940	454,138	8,736,106	623,166
<u>Sources Summary</u>						
General Fund Support		7,658,802	8,112,940	454,138	8,736,106	623,166
Total Sources by Chart of Accounts		7,658,802	8,112,940	454,138	8,736,106	623,166
<u>Fund Summary</u>						
General Fund		7,658,802	8,112,940	454,138	8,736,106	623,166
Total Uses by Funds		7,658,802	8,112,940	454,138	8,736,106	623,166
<u>Division Summary</u>						
SCI Academy of Sciences		7,658,802	8,112,940	454,138	8,736,106	623,166
Total Uses by Division		7,658,802	8,112,940	454,138	8,736,106	623,166

Uses of Funds Detail Appropriation

Fund Code	Fund Title	Code	Title	2024-25 Original Budget	2025-26 Proposed Budget	2025-26 Change From 2024-25	2026-27 Proposed Budget	2026-27 Change From 2025-26
<b>Operating</b>								
10000	GF Annual Account Ctrl		Salaries	1,906,527	1,812,990	(93,537)	2,011,755	198,765
			Mandatory Fringe Benefits	705,852	677,387	(28,465)	767,494	90,107
			Non-Personnel Services	1,140,081	1,140,081		1,140,081	
			Services Of Other Depts	2,977,560	3,155,261	177,701	3,576,194	420,933
10000 Total				6,730,020	6,785,719	55,699	7,495,524	709,805
Operating Total				6,730,020	6,785,719	55,699	7,495,524	709,805
<b>Annual Projects - Authority Control</b>								

Department: SCI Academy Of Sciences

Fund Code	Fund Title	Code	Title	2024-25 Original Budget	2025-26 Proposed Budget	2025-26 Change From 2024-25	2026-27 Proposed Budget	2026-27 Change From 2025-26
Annual Projects - Authority Control								
10010	GF Annual Authority Ctrl	15806	Sci - Facility Maintenance	928,782	1,327,221	398,439	1,240,582	(86,639)
10010 Total				928,782	1,327,221	398,439	1,240,582	(86,639)
Annual Projects - Authority Control Total				928,782	1,327,221	398,439	1,240,582	(86,639)
Total Uses of Funds				7,658,802	8,112,940	454,138	8,736,106	623,166

Department: ADP Adult Probation

		2024-25 Original Budget	2025-26 Proposed Budget	2025-26 Change From 2024-25	2026-27 Proposed Budget	2026-27 Change From 2025-26
<u>Uses Summary</u>						
Salaries		19,404,639	20,654,548	1,249,909	21,593,864	939,316
Mandatory Fringe Benefits		10,916,334	10,143,992	(772,342)	10,721,538	577,546
Non-Personnel Services		6,865,396	6,848,340	(17,056)	6,680,228	(168,112)
City Grant Program		17,744,868	17,456,172	(288,696)	16,974,391	(481,781)
Materials & Supplies		588,570	682,572	94,002	681,070	(1,502)
Programmatic Projects		3,120,659	3,194,935	74,276	2,739,664	(455,271)
Services Of Other Depts		2,957,212	3,055,373	98,161	2,948,715	(106,658)
Total Uses by Chart of Accounts		61,597,678	62,035,932	438,254	62,339,470	303,538

Sources Summary

Intergovernmental: Federal		466,004	160,729	(305,275)	160,729	
Intergovernmental: Other		531,618		(531,618)		
Intergovernmental: State		23,358,449	22,675,132	(683,317)	23,209,832	534,700
Charges for Services		2,500	500	(2,000)	500	
Expenditure Recovery		7,584,977	7,765,537	180,560	7,802,736	37,199
General Fund Support		29,654,130	31,434,034	1,779,904	31,165,673	(268,361)
Total Sources by Chart of Accounts		61,597,678	62,035,932	438,254	62,339,470	303,538

Fund Summary

General Fund		57,743,225	58,140,071	396,846	58,518,909	378,838
Public Protection Fund		3,854,453	3,895,861	41,408	3,820,561	(75,300)
Total Uses by Funds		61,597,678	62,035,932	438,254	62,339,470	303,538

Division Summary

ADP Adult Probation		61,597,678	62,035,932	438,254	62,339,470	303,538
Total Uses by Division		61,597,678	62,035,932	438,254	62,339,470	303,538

Uses of Funds Detail Appropriation

Fund Code	Fund Title	Code	Title	2024-25 Original Budget	2025-26 Proposed Budget	2025-26 Change From 2024-25	2026-27 Proposed Budget	2026-27 Change From 2025-26
Operating								

Department: ADP Adult Probation

Fund Code	Fund Title	Code	Title	2024-25 Original Budget	2025-26 Proposed Budget	2025-26 Change From 2024-25	2026-27 Proposed Budget	2026-27 Change From 2025-26
Operating								
10000	GF Annual Account Ctrl		Salaries	18,417,937	19,624,603	1,206,666	20,528,371	903,768
			Mandatory Fringe Benefits	10,453,247	9,649,236	(804,011)	10,205,273	556,037
			Non-Personnel Services	6,724,853	6,697,439	(27,414)	6,617,439	(80,000)
			City Grant Program	15,988,217	15,793,383	(194,834)	15,355,847	(437,536)
			Materials & Supplies	81,100	125,102	44,002	123,600	(1,502)
			Services Of Other Depts	2,957,212	3,055,373	98,161	2,948,715	(106,658)
10000 Total				54,622,566	54,945,136	322,570	55,779,245	834,109
Operating Total				54,622,566	54,945,136	322,570	55,779,245	834,109
Annual Projects - Authority Control								
10010	GF Annual Authority Ctrl	21824	Treatment Recovery Prevention	3,120,659	3,194,935	74,276	2,739,664	(455,271)
10010 Total				3,120,659	3,194,935	74,276	2,739,664	(455,271)
Annual Projects - Authority Control Total				3,120,659	3,194,935	74,276	2,739,664	(455,271)
Continuing Projects - Authority Control								
13470	SR ADP Special Rev Fund	16547	AP Comm Corrections Perf Incen	2,805,679	3,152,362	346,683	3,152,362	0
13470 Total				2,805,679	3,152,362	346,683	3,152,362	0
Continuing Projects - Authority Control Total				2,805,679	3,152,362	346,683	3,152,362	0
Grants Projects								
13550	SR Public Protection-Grant	10037387	ADP FY 22-23 JUS & MH Collab	287,356		(287,356)		
		10039713	CH FY24-25 Federal JAG Grant	78,648		(78,648)		
		10040869	ADP MOBILE PROBATION SERVICE C	507,470	507,470		507,470	
		10040870	ADP FY 2024-25 BSCC STC	75,300		(75,300)		
		10040872	ADP FY 2024-25 Cal -OES DV	100,000		(100,000)		
		10040873	ADP FY 2025-26 Cal -OES DV		100,000	100,000		(100,000)
		10040874	ADP FY 2025-26 BSCC STC		75,300	75,300		(75,300)
		10040970	CH FY25-26 Federal JAG Grant		60,729	60,729		(60,729)
		10041869	ADP FY 2026-27 Cal -OES DV				100,000	100,000
		10042164	CH FY26-27 Federal JAG Grant				60,729	60,729
13550 Total				1,048,774	743,499	(305,275)	668,199	(75,300)

Department: ADP Adult Probation

Fund Code	Fund Title	Code	Title	2024-25 Original Budget	2025-26 Proposed Budget	2025-26 Change From 2024-25	2026-27 Proposed Budget	2026-27 Change From 2025-26
Grants Projects								
Grants Projects Total				1,048,774	743,499	(305,275)	668,199	(75,300)
Total Uses of Funds				61,597,678	62,035,932	438,254	62,339,470	303,538



Department: AIR Airport Commission

	2024-25 Original Budget	2025-26 Proposed Budget	2025-26 Change From 2024-25	2026-27 Proposed Budget	2026-27 Change From 2025-26
<u>Uses Summary</u>					
Salaries	244,616,243	260,478,263	15,862,020	269,863,633	9,385,370
Mandatory Fringe Benefits	102,459,671	110,658,226	8,198,555	116,363,609	5,705,383
Non-Personnel Services	267,341,794	302,769,394	35,427,600	300,999,194	(1,770,200)
Capital Outlay	563,310,582	197,758,979	(365,551,603)	53,011,983	(144,746,996)
Debt Service	631,236,669	719,304,175	88,067,506	719,304,175	
Facilities Maintenance	15,750,000	15,750,000		15,750,000	
Materials & Supplies	22,571,722	22,478,649	(93,073)	22,376,817	(101,832)
Services Of Other Depts	104,624,263	105,945,638	1,321,375	117,435,971	11,490,333
Overhead and Allocations	(6,509,123)	(6,576,322)	(67,199)	(6,805,345)	(229,023)
Transfers Out	58,360,713	61,301,713	2,941,000	64,391,713	3,090,000
Intrafund Transfers Out	625,427,660	436,731,315	(188,696,345)	302,543,087	(134,188,228)
Unappropriated Rev-Designated				135,631,938	135,631,938
Transfer Adjustment - Uses	(625,427,660)	(436,731,315)	188,696,345	(302,543,087)	134,188,228
Total Uses by Chart of Accounts	2,003,762,534	1,789,868,715	(213,893,819)	1,808,323,688	18,454,973

Sources Summary

Intergovernmental: Federal	138,710,000	83,310,000	(55,400,000)	48,010,000	(35,300,000)
Charges for Services	1,008,980,000	1,263,856,000	254,876,000	1,309,406,104	45,550,104
Fines, Forfeiture, & Penalties	1,924,000	1,950,000	26,000	1,585,000	(365,000)
Rents & Concessions	451,312,000	450,144,000	(1,168,000)	456,794,000	6,650,000
Other Revenues	74,893,000	77,762,000	2,869,000	77,144,000	(618,000)
Interest & Investment Income	34,756,291	43,383,939	8,627,648	54,438,203	11,054,264
Expenditure Recovery	38,994	39,644	650	39,644	
IntraFund Transfers In	625,427,660	436,731,315	(188,696,345)	302,543,087	(134,188,228)
Other Financing Sources	3,000,000		(3,000,000)		
Beg Fund Balance - Budget Only	417,165,457	4,399,332	(412,766,125)		(4,399,332)
Transfer Adjustment-Source	(752,444,868)	(571,707,515)	180,737,353	(441,636,350)	130,071,165
General Fund Support					
Total Sources by Chart of Accounts	2,003,762,534	1,789,868,715	(213,893,819)	1,808,323,688	18,454,973

Department: AIR Airport Commission

		2024-25 Original Budget	2025-26 Proposed Budget	2025-26 Change From 2024-25	2026-27 Proposed Budget	2026-27 Change From 2025-26
Fund Summary						
San Francisco Intl Airport		2,003,762,534	1,789,868,715	(213,893,819)	1,808,323,688	18,454,973
Total Uses by Funds		2,003,762,534	1,789,868,715	(213,893,819)	1,808,323,688	18,454,973
Division Summary						
AIR Chief Operating Office		433,085,752		(433,085,752)		
AIR Operations			455,254,858	455,254,858	462,378,221	7,123,363
AIR Airport Director		3,412,717	3,512,687	99,970	3,627,389	114,702
AIR Office of General Counsel		5,654,486		(5,654,486)		
AIR Office of General Counsel			6,352,085	6,352,085	6,577,749	225,664
AIR Commission Secretary		741,888	765,416	23,528	792,752	27,336
AIR Chief Development Office		81,395,984		(81,395,984)		
AIR Design & Construction			86,622,726	86,622,726	94,860,022	8,237,296
AIR Capital Projects		203,959,343	103,571,983	(100,387,360)	54,021,983	(49,550,000)
AIR Facilities; Maintenance		15,750,000	15,750,000		15,750,000	
AIR Information Tech & Telecom		53,650,501	59,256,621	5,606,120	59,861,923	605,302
AIR Resilience & Sustainability		28,572,951	27,999,839	(573,112)	27,767,996	(231,843)
AIR Finance & Commercial		756,124,133	864,173,521	108,049,388	867,101,296	2,927,775
AIR ORCIF		348,306,000	89,888,000	(258,418,000)		(89,888,000)
AIR External Affairs		12,106,931	12,778,131	671,200	12,919,571	141,440
AIR General		61,001,848	63,942,848	2,941,000	202,664,786	138,721,938
Total Uses by Division		2,003,762,534	1,789,868,715	(213,893,819)	1,808,323,688	18,454,973

Uses of Funds Detail Appropriation

Fund Code	Fund Title	Code	Title	2024-25 Original Budget	2025-26 Proposed Budget	2025-26 Change From 2024-25	2026-27 Proposed Budget	2026-27 Change From 2025-26
Operating								
17960	AIR Op Annual Account Ctrl		Salaries	235,726,555	251,438,571	15,712,016	260,659,706	9,221,135
			Mandatory Fringe Benefits	96,772,976	104,917,618	8,144,642	110,558,213	5,640,595
			Non-Personnel Services	267,341,794	302,769,394	35,427,600	300,999,194	(1,770,200)
			Capital Outlay	12,055,239	5,308,996	(6,746,243)		(5,308,996)

Department: AIR Airport Commission

Fund Code	Fund Title	Code	Title	2024-25 Original Budget	2025-26 Proposed Budget	2025-26 Change From 2024-25	2026-27 Proposed Budget	2026-27 Change From 2025-26
Operating								
			Debt Service	631,236,669	719,304,175	88,067,506	719,304,175	
			Materials & Supplies	22,571,722	22,478,649	(93,073)	22,376,817	(101,832)
			Services Of Other Depts	104,624,263	105,945,638	1,321,375	117,435,971	11,490,333
			Overhead and Allocations	4,557,260	4,693,978	136,718	4,693,978	
			Transfers Out	58,360,713	61,301,713	2,941,000	64,391,713	3,090,000
			Intrafund Transfers Out	372,392,876	114,149,983	(258,242,893)	24,261,983	(89,888,000)
			Unappropriated Rev-Designated				135,631,938	135,631,938
			Transfer Adjustment - Uses	(372,392,876)	(114,149,983)	258,242,893	(24,261,983)	89,888,000
17960 Total				1,433,247,191	1,578,158,732	144,911,541	1,736,051,705	157,892,973
18020	AIR Operating GASB 45 PEB		Mandatory Fringe Benefits	2,500,000	2,500,000		2,500,000	
18020 Total				2,500,000	2,500,000	0	2,500,000	0
Operating Total				1,435,747,191	1,580,658,732	144,911,541	1,738,551,705	157,892,973
Continuing Projects - Authority Control								
17980	AIR Continuing Authority Ctrl	15748	AC Facility Maintenance	15,750,000	15,750,000		15,750,000	
17980 Total				15,750,000	15,750,000	0	15,750,000	0
18480	AIR CAP 2013A BD AMT 13A	10345	AC Terminal Improvements	58,824		(58,824)		
18480 Total				58,824	0	(58,824)	0	0
18500	AIR CAP 2013C BD TAX 13C	10340	AC Airport Support Improvement	17,046		(17,046)		
18500 Total				17,046	0	(17,046)	0	0
18525	AIR CAP 2016A BD NAMT 16A	10340	AC Airport Support Improvement	1,879		(1,879)		
18525 Total				1,879	0	(1,879)	0	0
18535	AIR CAP 2016B BD AMT 16B	10345	AC Terminal Improvements	1,554,331		(1,554,331)		
18535 Total				1,554,331	0	(1,554,331)	0	0
18545	AIR CAP 2016C BD NAMT 16C	10340	AC Airport Support Improvement	359,966		(359,966)		
		10343	AC Groundside Improvements	95,307		(95,307)		
18545 Total				455,273	0	(455,273)	0	0
18565	AIR CAP 2016B BD AMT 16G	10345	AC Terminal Improvements	62,651		(62,651)		
18565 Total				62,651	0	(62,651)	0	0
18951	AIR CAP 2020 APPN Capital Proj	10340	AC Airport Support Improvement	(50,000,000)		50,000,000		
		10345	AC Terminal Improvements	100,000,000		(100,000,000)		

Department: AIR Airport Commission

Fund Code	Fund Title	Code	Title	2024-25 Original Budget	2025-26 Proposed Budget	2025-26 Change From 2024-25	2026-27 Proposed Budget	2026-27 Change From 2025-26
Continuing Projects - Authority Control								
18951 Total		19697	AC Terminal 1 Program CAC077	(50,000,000)	0	50,000,000	0	0
19120	AIR CAP OPERATING FUND AOF	10337	AC Airfield Improvements	(2,500,000)	1,000,000	3,500,000	1,000,000	
10340		10340	AC Airport Support Improvements	100,000	100,000		100,000	
10343		10343	AC Groundside Improvements	2,000,000	1,500,000	(500,000)	1,500,000	
10345		10345	AC Terminal Improvements	4,236,876	1,911,983	(2,324,893)	1,911,983	
10347		10347	AC Utility Improvements	2,000,000	1,500,000	(500,000)	1,500,000	
19120 Total				5,836,876	6,011,983	175,107	6,011,983	0
19125	AIR CAP UNA Replacmnt Proceeds	10343	AC Groundside Improvements	1,500,000	1,000,000	(500,000)		(1,000,000)
19125 Total				1,500,000	1,000,000	(500,000)	0	(1,000,000)
19230	AIR CAP 2013A CP AMT J-D C3D	10345	AC Terminal Improvements	2,874		(2,874)		
19230 Total				2,874	0	(2,874)	0	0
19260	AIR CAP 2014A CP AMT J-J C4A	10345	AC Terminal Improvements	234,352		(234,352)		
19260 Total				234,352	0	(234,352)	0	0
19270	AIR CAP 2014B CP NAMT J-J C4B	10340	AC Airport Support Improvements	58,338		(58,338)		
19270 Total				58,338	0	(58,338)	0	0
19290	AIR CAP 2015A CP AMT J-J C5A	10345	AC Terminal Improvements	9,565		(9,565)		
19290 Total				9,565	0	(9,565)	0	0
19320	AIR CAP 2015A CP AMT J-D C6A	10345	AC Terminal Improvements	379,989		(379,989)		
19320 Total				379,989	0	(379,989)	0	0
19330	AIR CAP 2015B CP NAMT J-D C6B	10340	AC Airport Support Improvements	28,614		(28,614)		
19330 Total				28,614	0	(28,614)	0	0
19350	AIR CAP 2016A CP AMT J-J C6D	10345	AC Terminal Improvements	277,243		(277,243)		
19350 Total				277,243	0	(277,243)	0	0
19360	AIR CAP 2016B CP NAMT J-J C6E	10340	AC Airport Support Improvements	30,790		(30,790)		
19360 Total				30,790	0	(30,790)	0	0
19380	AIR CAP 2015A CP AMT J-D C6G	10345	AC Terminal Improvements	3,489		(3,489)		
19380 Total				3,489	0	(3,489)	0	0
19383	AIR CAP 2017A CP AMT J-J C7D	10345	AC Terminal Improvements	597,899		(597,899)		
19383 Total				597,899	0	(597,899)	0	0

Department: AIR Airport Commission

Fund Code	Fund Title	Code	Title	2024-25 Original Budget	2025-26 Proposed Budget	2025-26 Change From 2024-25	2026-27 Proposed Budget	2026-27 Change From 2025-26
Continuing Projects - Authority Control								
19384	AIR CAP 2017B CP NAMT J-J C7E	10340	AC Airport Support Improvement	547,801		(547,801)		
19384 Total				547,801	0	(547,801)	0	0
19391	AIR CAP 2018A CP AMT J-J C8J	10345	AC Terminal Improvements	2,394,611		(2,394,611)		
19391 Total				2,394,611	0	(2,394,611)	0	0
19392	AIR CAP 2018B CP NAMT J-J C8K	10340	AC Airport Support Improvement	994,627		(994,627)		
19392 Total				994,627	0	(994,627)	0	0
19397	AIR CAP 2018A CP AMT J-D C9J	10345	AC Terminal Improvements	2,527,331		(2,527,331)		
19397 Total				2,527,331	0	(2,527,331)	0	0
19398	AIR CAP 2018B CP NAMT J-D C9K	10340	AC Airport Support Improvement	987,591		(987,591)		
19398 Total				987,591	0	(987,591)	0	0
19399	AIR CAP 2018C CP TAX J-D C9L	10340	AC Airport Support Improvement	183,173		(183,173)		
19399 Total				183,173	0	(183,173)	0	0
19401	AIR Cap 2019A CP AMT J-D C20A	10345	AC Terminal Improvements	34,606		(34,606)		
19401 Total				34,606	0	(34,606)	0	0
19402	AIR Cap 2019B CP NAMT J-D C20B	10340	AC Airport Support Improvement	278,734		(278,734)		
19402 Total				278,734	0	(278,734)	0	0
19403	AIR Cap 2019C CP TAX J-D C20C	10340	AC Airport Support Improvement	21,762		(21,762)		
19403 Total				21,762	0	(21,762)	0	0
19404	AIR Cap 2020A CP AMT J-D C21A	10345	AC Terminal Improvements	37,039		(37,039)		
19404 Total				37,039	0	(37,039)	0	0
19405	AIR Cap 2020B CP NAMT J-D C21B	10340	AC Airport Support Improvement	157,043		(157,043)		
19405 Total				157,043	0	(157,043)	0	0
19411	AIR Cap 2021A CP AMT J-J C21D	10345	AC Terminal Improvements	307,562		(307,562)		
19411 Total				307,562	0	(307,562)	0	0
19412	AIR Cap 2021B CP NAMT J-J C21E	10340	AC Airport Support Improvement	210,825		(210,825)		
19412 Total				210,825	0	(210,825)	0	0
19413	AIR Cap 2021C CP TAX J-J C21F	10340	AC Airport Support Improvement	165,453		(165,453)		
19413 Total				165,453	0	(165,453)	0	0
19414	AIR Cap 2021A CP AMT J-D C22A	10345	AC Terminal Improvements	487,032		(487,032)		
19414 Total				487,032	0	(487,032)	0	0

Department: AIR Airport Commission

Fund Code	Fund Title	Code	Title	2024-25 Original Budget	2025-26 Proposed Budget	2025-26 Change From 2024-25	2026-27 Proposed Budget	2026-27 Change From 2025-26
Continuing Projects - Authority Control								
19415	AIR Cap 2021B CP NAMT J-D C22B	10340	AC Airport Support Improvement	153,943		(153,943)		
19415 Total				153,943	0	(153,943)	0	0
19416	AIR Cap 2021C CP TAX J-D C22C	10340	AC Airport Support Improvement	12,235		(12,235)		
19416 Total				12,235	0	(12,235)	0	0
19417	AIR Cap 2022A CP AMT J-J C22D	10345	AC Terminal Improvements	938,583		(938,583)		
19417 Total				938,583	0	(938,583)	0	0
19418	AIR Cap 2022B CP NAMT J-J C22E	10340	AC Airport Support Improvement	333,400		(333,400)		
19418 Total				333,400	0	(333,400)	0	0
19419	AIR Cap 2022C CP TAX J-J C22F	10340	AC Airport Support Improvement	40,120		(40,120)		
19419 Total				40,120	0	(40,120)	0	0
19421	AIR Cap 2022A CP AMT J-D C23A	10345	AC Terminal Improvements	2,458,863		(2,458,863)		
19421 Total				2,458,863	0	(2,458,863)	0	0
19422	AIR Cap 2022B CP NAMT J-D C23B	10340	AC Airport Support Improvement	191,530		(191,530)		
19422 Total				191,530	0	(191,530)	0	0
19423	AIR Cap 2022C CP TAX J-D C23C	10340	AC Airport Support Improvement	26,402		(26,402)		
19423 Total				26,402	0	(26,402)	0	0
19424	AIR Cap 2023A CP AMT J-J C23D	10345	AC Terminal Improvements	270,549		(270,549)		
19424 Total				270,549	0	(270,549)	0	0
19425	AIR Cap 2023B CP NAMT J-J C23E	10340	AC Airport Support Improvement	11,706		(11,706)		
19425 Total				11,706	0	(11,706)	0	0
19580	AIR CAP COI PROCEEDS AMT P3A	10345	AC Terminal Improvements	1,078,789		(1,078,789)		
19580 Total				1,078,789	0	(1,078,789)	0	0
19590	AIR CAP COI PROCEEDS NAMT P3B	10337	AC Airfield Improvements	1,000,000		(1,000,000)		
		10340	AC Airport Support Improvement	21,652		(21,652)		
19590 Total				1,021,652	0	(1,021,652)	0	0
19600	AIR CAP COI PROCEEDS TAX P3C	10340	AC Airport Support Improvement	1,015,219		(1,015,219)		
19600 Total				1,015,219	0	(1,015,219)	0	0
19610	AIR CAP PASSENGER FAC CHG PFC	10718	AC Passenger Facility Charge P	253,034,784	322,581,332	69,546,548	278,281,104	(44,300,228)
			Transfer Adjustment - Uses	(253,034,784)	(322,581,332)	(69,546,548)	(278,281,104)	44,300,228
19610 Total				0	0	0	0	0

Department: AIR Airport Commission

Fund Code	Fund Title	Code	Title	2024-25 Original Budget	2025-26 Proposed Budget	2025-26 Change From 2024-25	2026-27 Proposed Budget	2026-27 Change From 2025-26
Continuing Projects - Authority Control								
19611	AIR CAP CUSTOMER FAC CHG - CFC	10343	AC Groundside Improvements	37,000,000	13,000,000	(24,000,000)		(13,000,000)
19611 Total				37,000,000	13,000,000	(24,000,000)	0	(13,000,000)
19630	AIR CAP 2016A AMT J-J C6H	10345	AC Terminal Improvements	1,129		(1,129)		
19630 Total				1,129	0	(1,129)	0	0
19961	AIR Continuing ORCIF Fund	22725	AC ORCIF Authority	348,306,000	89,888,000	(258,418,000)		(89,888,000)
19961 Total				348,306,000	89,888,000	(258,418,000)	0	(89,888,000)
19962	AIR Cont Sustainability Credit	10347	AC Utility Improvements	250,000	250,000			(250,000)
19962 Total				250,000	250,000	0	0	(250,000)
Continuing Projects - Authority Control Total				429,305,343	125,899,983	(303,405,360)	21,761,983	(104,138,000)
Grants Projects								
19540	AIR CAP PROJ FUND FED							
		10003760	AC Airfield Unallocated-Ordina	10,000,000	10,000,000			(10,000,000)
		10004055	AC Air Support Unallocated-Ord		9,600,000	9,600,000		(9,600,000)
		10004134	AC Groundside Unallocated-Ordin	3,700,000	3,700,000			(3,700,000)
		10004334	AC Terminals Unallocated-Ordin	40,000,000	12,000,000	(28,000,000)		(12,000,000)
		10004436	AC Utilities Unallocated-Ordin	84,000,000	47,000,000	(37,000,000)	47,000,000	
19540 Total				137,700,000	82,300,000	(55,400,000)	47,000,000	(35,300,000)
19950	AIR K9 EXPLOSIVES SRF K9F	10037040	AC TSA K9 2020-2024	1,010,000	1,010,000		1,010,000	
19950 Total				1,010,000	1,010,000	0	1,010,000	0
Grants Projects Total				138,710,000	83,310,000	(55,400,000)	48,010,000	(35,300,000)
Work Orders/Overhead								
18000	AIR Overhead OHF	109711	AIR Chief Development Office	4,675,385		(4,675,385)		
			AIR Design & Construction		4,861,452	4,861,452	5,069,756	208,304
		210840	AIR Resilience & Sustainability	487,022	504,872	17,850	525,591	20,719
			Transfer Adjustment - Uses	(5,162,407)	(5,366,324)	(203,917)	(5,595,347)	(229,023)
18000 Total				0	0	0	0	0
18040	AIR Paid Time Off PTO	228994	AIR General	5,903,976	5,903,976		5,903,976	
			Transfer Adjustment - Uses	(5,903,976)	(5,903,976)		(5,903,976)	
18040 Total				0	0	0	0	0
Work Orders/Overhead Total				0	0	0	0	0

Department: AIR Airport Commission

Fund Code	Fund Title	Code	Title	2024-25 Original Budget	2025-26 Proposed Budget	2025-26 Change From 2024-25	2026-27 Proposed Budget	2026-27 Change From 2025-26
Total Uses of Funds				2,003,762,534	1,789,868,715	(213,893,819)	1,808,323,688	18,454,973

\* The table above reflects preliminary Fiscal Year 2026-27 appropriations for the Airport Commission



Department: ART Arts Commission

	2024-25 Original Budget	2025-26 Proposed Budget	2025-26 Change From 2024-25	2026-27 Proposed Budget	2026-27 Change From 2025-26
<u>Uses Summary</u>					
Salaries	3,638,915	3,524,644	(114,271)	3,657,762	133,118
Mandatory Fringe Benefits	1,567,576	1,537,126	(30,450)	1,615,480	78,354
Non-Personnel Services	6,970,529	5,571,150	(1,399,379)	5,652,019	80,869
Capital Outlay	2,910,004	1,526,804	(1,383,200)	1,018,395	(508,409)
City Grant Program	10,617,614	8,106,102	(2,511,512)	7,963,012	(143,090)
Materials & Supplies	22,706	22,706		22,138	(568)
Programmatic Projects	2,734,497	2,464,025	(270,472)	2,544,600	80,575
Services Of Other Depts	1,153,461	1,347,733	194,272	1,391,109	43,376
Overhead and Allocations	296,001	319,694	23,693	319,694	
Total Uses by Chart of Accounts	29,911,303	24,419,984	(5,491,319)	24,184,209	(235,775)

Sources Summary

Other Local Taxes	14,204,000	13,094,500	(1,109,500)	13,695,400	600,900
Intergovernmental: Federal	60,000		(60,000)		
Intergovernmental: State	65,000	65,000		65,000	
Charges for Services	1,796,752	1,750,986	(45,766)	1,753,846	2,860
Other Revenues	1,500,000		(1,500,000)		
Interest & Investment Income	(272)	(255)	17	(233)	22
Expenditure Recovery	1,641,640	924,330	(717,310)	935,449	11,119
IntraFund Transfers In	2,671		(2,671)		
Transfers In	208,823	208,823		208,823	
Beg Fund Balance - Budget Only	1,117,131	694,792	(422,339)	178,598	(516,194)
General Fund Support	9,315,558	7,681,808	(1,633,750)	7,347,326	(334,482)
Total Sources by Chart of Accounts	29,911,303	24,419,984	(5,491,319)	24,184,209	(235,775)

Fund Summary

Culture and Recreation Fund	17,528,206	14,440,643	(3,087,563)	14,528,231	87,588
General Fund	12,383,097	9,979,341	(2,403,756)	9,655,978	(323,363)
Total Uses by Funds	29,911,303	24,419,984	(5,491,319)	24,184,209	(235,775)

Division Summary

Department: ART Arts Commission

		2024-25 Original Budget	2025-26 Proposed Budget	2025-26 Change From 2024-25	2026-27 Proposed Budget	2026-27 Change From 2025-26
ART Public Art & Collections		3,426,292	2,026,711	(1,399,581)	1,799,768	(226,943)
ART Street Artist Program		208,551	208,568	17	208,590	22
ART Municipal Galleries		913,423	769,338	(144,085)	793,560	24,222
ART Civic Design		100,921	147,758	46,837	150,618	2,860
ART Community Investments		16,841,644	14,434,478	(2,407,166)	14,485,303	50,825
ART Administration		8,420,472	6,833,131	(1,587,341)	6,746,370	(86,761)
Total Uses by Division		29,911,303	24,419,984	(5,491,319)	24,184,209	(235,775)

Uses of Funds Detail Appropriation

Fund Code	Fund Title	Code	Title	2024-25 Original Budget	2025-26 Proposed Budget	2025-26 Change From 2024-25	2026-27 Proposed Budget	2026-27 Change From 2025-26
Operating								
10000	GF Annual Account Ctrl		Salaries	657,121	316,663	(340,458)	328,640	11,977
			Mandatory Fringe Benefits	401,955	283,426	(118,529)	297,637	14,211
			Non-Personnel Services	65,414	68,414	3,000	68,414	
			Materials & Supplies	22,706	22,706		22,138	(568)
			Services Of Other Depts	721,468	862,381	140,913	880,507	18,126
			Overhead and Allocations	296,001	319,694	23,693	319,694	
10000 Total				2,164,665	1,873,284	(291,381)	1,917,030	43,746
Operating Total				2,164,665	1,873,284	(291,381)	1,917,030	43,746

Annual Projects - Authority Control

10010	GF Annual Authority Ctrl	15759	Civic Collection - Maintenance	599,484	621,729	22,245	647,688	25,959
		16549	AR Art Commission - Symphony O	4,420,000	4,520,000	100,000	4,600,000	80,000
		16617	AR Galleries-administration	813,423	704,338	(109,085)	728,560	24,222
10010 Total				5,832,907	5,846,067	13,160	5,976,248	130,181
Annual Projects - Authority Control Total				5,832,907	5,846,067	13,160	5,976,248	130,181

Continuing Projects - Authority Control

10020	GF Continuing Authority Ctrl	10829	AR Civic Collecn Restoration;	2,444,000	900,000	(1,544,000)	640,000	(260,000)
		15760	Maintenance - Civic Collection	135,197	141,957	6,760	149,055	7,098
		15761	AR Maintenance - Culutral Cent	180,807	189,847	9,040	199,340	9,493

Department: ART Arts Commission

Fund Code	Fund Title	Code	Title	2024-25 Original Budget	2025-26 Proposed Budget	2025-26 Change From 2024-25	2026-27 Proposed Budget	2026-27 Change From 2025-26
Continuing Projects - Authority Control								
		16592	AR Recreation & Park Arts Proj		13,000	13,000	13,000	
		16612	AR Community Investments Admin	58,881	58,881		58,881	
		19600	AR Bos Funding	200,000		(200,000)		
		21748	Reinvestment Initiatives	500,000		(500,000)		
		22827	AR GAL Lighting Replacement	100,000		(100,000)		
		22828	AR Centers Door Replace Prog	50,000	75,000	25,000	30,000	(45,000)
		23051	AR BVOH Fire Sprinkler System		20,000	20,000		(20,000)
		23052	AR BVOH Lower Roof Replacement		200,000	200,000		(200,000)
10020 Total				3,668,885	1,598,685	(2,070,200)	1,090,276	(508,409)
11740	SR Arts Com-Public Arts	16557	AR Public Art - Market Street	109,586	150,000	40,414	150,000	
		16558	AR Public Art - Jc Decaux	30,000	30,000		30,000	
		16577	AR Arts Commission-civic Desig	100,921	147,758	46,837	150,618	2,860
		16586	AR Civic Collection - Airport		50,025	50,025	50,025	
		16612	AR Community Investments Admin	133,017		(133,017)		
11740 Total				373,524	377,783	4,259	380,643	2,860
11750	SR Arts Com-Strt Artist Prog	16562	AR Street Artist License Admin	208,551	208,568	17	208,590	22
11750 Total				208,551	208,568	17	208,590	22
11802	SR Culture & Rec Hotel Tax	20331	AR HTA Arts Impact Endow	2,888,271	2,655,598	(232,673)	2,773,598	118,000
		20449	AR HTA Cultural Centers	4,806,509	4,330,434	(476,075)	4,097,400	(233,034)
		20450	AR HTA Cultural Equity Endow	7,626,351	6,803,260	(823,091)	7,003,000	199,740
11802 Total				15,321,131	13,789,292	(1,531,839)	13,873,998	84,706
Continuing Projects - Authority Control Total				19,572,091	15,974,328	(3,597,763)	15,553,507	(420,821)
Grants Projects								
11870	SR Culture & Rec Grants; C	10039885	AR CAC FY25	65,000		(65,000)		
		10039887	AR NEA FY25	60,000		(60,000)		
		10040360	AR Mellon Pulse Check	1,500,000		(1,500,000)		
		10041207	AR CAC FY26		65,000	65,000		(65,000)
		10041988	AR CAC FY27				65,000	65,000
11870 Total				1,625,000	65,000	(1,560,000)	65,000	0
Grants Projects Total				1,625,000	65,000	(1,560,000)	65,000	0

Department: ART Arts Commission

Fund Code	Fund Title	Code	Title	2024-25 Original Budget	2025-26 Proposed Budget	2025-26 Change From 2024-25	2026-27 Proposed Budget	2026-27 Change From 2025-26
Work Orders/Overhead								
10060	GF Work Order	163646	ART Public Art & Collections	138,025	150,000	11,975	150,000	
		187644	ART Community Investments	578,615	511,305	(67,310)	522,424	11,119
10060 Total				716,640	661,305	(55,335)	672,424	11,119
Work Orders/Overhead Total				716,640	661,305	(55,335)	672,424	11,119
Total Uses of Funds				29,911,303	24,419,984	(5,491,319)	24,184,209	(235,775)

Department: AAM Asian Art Museum

		2024-25 Original Budget	2025-26 Proposed Budget	2025-26 Change From 2024-25	2026-27 Proposed Budget	2026-27 Change From 2025-26
<u>Uses Summary</u>						
Salaries		5,743,126	6,103,934	360,808	6,330,836	226,902
Mandatory Fringe Benefits		2,313,738	2,480,665	166,927	2,608,480	127,815
Non-Personnel Services		1,041,116	1,041,116		1,031,116	(10,000)
Capital Outlay		864,807	1,072,547	207,740	941,175	(131,372)
Services Of Other Depts		1,839,187	2,268,736	429,549	2,302,603	33,867
Overhead and Allocations		12,532	11,039	(1,493)	11,039	
Total Uses by Chart of Accounts		11,814,506	12,978,037	1,163,531	13,225,249	247,212

Sources Summary

Charges for Services	388,636	405,686	17,050	423,484	17,798
General Fund Support	11,425,870	12,572,351	1,146,481	12,801,765	229,414
Total Sources by Chart of Accounts	11,814,506	12,978,037	1,163,531	13,225,249	247,212

Fund Summary

Culture and Recreation Fund	388,636	405,686	17,050	423,484	17,798
General Fund	11,425,870	12,572,351	1,146,481	12,801,765	229,414
Total Uses by Funds	11,814,506	12,978,037	1,163,531	13,225,249	247,212

Division Summary

AAM Asian Art Museum	11,814,506	12,978,037	1,163,531	13,225,249	247,212
Total Uses by Division	11,814,506	12,978,037	1,163,531	13,225,249	247,212

Uses of Funds Detail Appropriation

Fund Code	Fund Title	Code	Title	2024-25 Original Budget	2025-26 Proposed Budget	2025-26 Change From 2024-25	2026-27 Proposed Budget	2026-27 Change From 2025-26
<b>Operating</b>								
10000	GF Annual Account Ctrl		Salaries	5,508,457	5,859,625	351,168	6,075,851	216,226
			Mandatory Fringe Benefits	2,172,303	2,330,327	158,024	2,451,020	120,693
			Non-Personnel Services	1,041,116	1,041,116		1,031,116	(10,000)
			Services Of Other Depts	1,839,187	2,268,736	429,549	2,302,603	33,867
10000 Total				10,561,063	11,499,804	938,741	11,860,590	360,786

Department: AAM Asian Art Museum

Fund Code	Fund Title	Code	Title	2024-25 Original Budget	2025-26 Proposed Budget	2025-26 Change From 2024-25	2026-27 Proposed Budget	2026-27 Change From 2025-26
Operating								
Operating Total				10,561,063	11,499,804	938,741	11,860,590	360,786
Annual Projects - Authority Control								
10010	GF Annual Authority Ctrl	10325	Museum Repair Projects	510,000	700,000	190,000	550,000	(150,000)
		15741	Aam - Facility Maintenance	354,807	372,547	17,740	391,175	18,628
10010 Total				864,807	1,072,547	207,740	941,175	(131,372)
Annual Projects - Authority Control Total				864,807	1,072,547	207,740	941,175	(131,372)
Continuing Projects - Authority Control								
11940	SR Museums Admission	16472	AA Asian Arts Operating Rev-ex	388,636	405,686	17,050	423,484	17,798
11940 Total				388,636	405,686	17,050	423,484	17,798
Continuing Projects - Authority Control Total				388,636	405,686	17,050	423,484	17,798
Total Uses of Funds				11,814,506	12,978,037	1,163,531	13,225,249	247,212

Department: ASR Assessor / Recorder

	2024-25 Original Budget	2025-26 Proposed Budget	2025-26 Change From 2024-25	2026-27 Proposed Budget	2026-27 Change From 2025-26
<u>Uses Summary</u>					
Salaries	23,262,337	24,177,339	915,002	24,929,408	752,069
Mandatory Fringe Benefits	8,913,955	9,327,245	413,290	9,701,613	374,368
Non-Personnel Services	2,503,126	2,882,965	379,839	3,157,464	274,499
Materials & Supplies	64,429	48,143	(16,286)	46,728	(1,415)
Programmatic Projects	1,500,000	1,560,000	60,000		(1,560,000)
Services Of Other Depts	3,313,073	3,890,055	576,982	4,014,650	124,595
Overhead and Allocations	154,769	197,455	42,686	197,455	
Total Uses by Chart of Accounts	39,711,689	42,083,202	2,371,513	42,047,318	(35,884)
<u>Sources Summary</u>					
Charges for Services	3,296,668	2,338,000	(958,668)	2,461,000	123,000
Beg Fund Balance - Budget Only	560,705	670,874	110,169	633,124	(37,750)
General Fund Support	35,854,316	39,074,328	3,220,012	38,953,194	(121,134)
Total Sources by Chart of Accounts	39,711,689	42,083,202	2,371,513	42,047,318	(35,884)
<u>Fund Summary</u>					
General Fund	37,871,081	40,556,328	2,685,247	40,513,194	(43,134)
General Services Fund	1,840,608	1,526,874	(313,734)	1,534,124	7,250
Total Uses by Funds	39,711,689	42,083,202	2,371,513	42,047,318	(35,884)
<u>Division Summary</u>					
ASR Transactions	2,342,875	1,925,514	(417,361)	1,969,134	43,620
ASR Exemptions	739,771	746,676	6,905	764,756	18,080
ASR Public Service	2,340,211	2,558,740	218,529	2,625,571	66,831
ASR Standards Mapping Analysis	3,419,552	4,302,269	882,717	4,412,689	110,420
ASR Real Property	15,456,603	16,389,807	933,204	15,158,350	(1,231,457)
ASR Personal Property	3,885,535	3,932,549	47,014	4,026,163	93,614
ASR Administration	8,990,812	10,024,038	1,033,226	10,869,091	845,053
ASR Recorder	2,536,330	2,203,609	(332,721)	2,221,564	17,955
Total Uses by Division	39,711,689	42,083,202	2,371,513	42,047,318	(35,884)

Uses of Funds Detail Appropriation

Department: ASR Assessor / Recorder

Fund Code	Fund Title	Code	Title	2024-25 Original Budget	2025-26 Proposed Budget	2025-26 Change From 2024-25	2026-27 Proposed Budget	2026-27 Change From 2025-26
Operating								
10000	GF Annual Account Ctrl		Salaries	22,081,471	23,242,547	1,161,076	24,158,732	916,185
			Mandatory Fringe Benefits	8,433,203	8,932,618	499,415	9,352,878	420,260
			Non-Personnel Services	2,480,386	2,882,965	402,579	2,940,206	57,241
			Materials & Supplies	62,948	48,143	(14,805)	46,728	(1,415)
			Services Of Other Depts	1,513,073	2,090,055	576,982	2,214,650	124,595
10000 Total				34,571,081	37,196,328	2,625,247	38,713,194	1,516,866
Operating Total				34,571,081	37,196,328	2,625,247	38,713,194	1,516,866
Continuing Projects - Authority Control								
10020	GF Continuing Authority Ctrl	16628	AS Assessment Appeals Research	1,800,000	1,800,000		1,800,000	
		16629	AS Property Tax Assessment Sys	1,500,000	1,560,000	60,000		(1,560,000)
10020 Total				3,300,000	3,360,000	60,000	1,800,000	(1,560,000)
12610	SR State Auth Special Rev	16627	AS Recorder - Erecording	108,796	206,584	97,788	78,176	(128,408)
		17402	AS Doc Storage Conver Fund Ab3	120,359	111,345	(9,014)	116,784	5,439
		17403	AS Page Recorders Modernizatio	613,961	448,709	(165,252)	434,830	(13,879)
		17405	AS Assessor 10% Alloc Real Est	150,893	76,843	(74,050)	80,788	3,945
		17409	AS Recorder Indexing Project	423,320	292,352	(130,968)	467,367	175,015
		19830	SB2 Building Homes & Jobs Fee	301,785	264,944	(36,841)	224,656	(40,288)
12610 Total				1,719,114	1,400,777	(318,337)	1,402,601	1,824
12650	SR Vital & Hlth Stat Fees	17404	AS Statistics Fee Collection-r	121,494	126,097	4,603	131,523	5,426
12650 Total				121,494	126,097	4,603	131,523	5,426
Continuing Projects - Authority Control Total				5,140,608	4,886,874	(253,734)	3,334,124	(1,552,750)
Total Uses of Funds				39,711,689	42,083,202	2,371,513	42,047,318	(35,884)



Department: BOA Board Of Appeals

		2024-25 Original Budget	2025-26 Proposed Budget	2025-26 Change From 2024-25	2026-27 Proposed Budget	2026-27 Change From 2025-26
<u>Uses Summary</u>						
Salaries		519,560	505,780	(13,780)	521,876	16,096
Mandatory Fringe Benefits		276,527	243,256	(33,271)	254,687	11,431
Non-Personnel Services		34,158	77,958	43,800	34,658	(43,300)
Materials & Supplies		9,558	9,558		9,319	(239)
Services Of Other Depts		358,819	417,737	58,918	423,677	5,940
Total Uses by Chart of Accounts		1,198,622	1,254,289	55,667	1,244,217	(10,072)

Sources Summary

Charges for Services	1,198,622	1,254,289	55,667	1,244,217	(10,072)
----------------------	-----------	-----------	--------	-----------	----------

General Fund Support

Total Sources by Chart of Accounts		1,198,622	1,254,289	55,667	1,244,217	(10,072)
------------------------------------	--	-----------	-----------	--------	-----------	----------

Fund Summary

General Fund	1,198,622	1,254,289	55,667	1,244,217	(10,072)
--------------	-----------	-----------	--------	-----------	----------

Total Uses by Funds		1,198,622	1,254,289	55,667	1,244,217	(10,072)
---------------------	--	-----------	-----------	--------	-----------	----------

Division Summary

BOA Board of Appeals	1,198,622	1,254,289	55,667	1,244,217	(10,072)
----------------------	-----------	-----------	--------	-----------	----------

Total Uses by Division		1,198,622	1,254,289	55,667	1,244,217	(10,072)
------------------------	--	-----------	-----------	--------	-----------	----------

Uses of Funds Detail Appropriation

Fund Code	Fund Title	Code	Title	2024-25 Original Budget	2025-26 Proposed Budget	2025-26 Change From 2024-25	2026-27 Proposed Budget	2026-27 Change From 2025-26
<b>Operating</b>								
10000	GF Annual Account Ctrl		Salaries	519,560	505,780	(13,780)	521,876	16,096
			Mandatory Fringe Benefits	276,527	243,256	(33,271)	254,687	11,431
			Non-Personnel Services	34,158	77,958	43,800	34,658	(43,300)
			Materials & Supplies	9,558	9,558		9,319	(239)
			Services Of Other Depts	358,819	417,737	58,918	423,677	5,940
10000 Total				1,198,622	1,254,289	55,667	1,244,217	(10,072)
Operating Total				1,198,622	1,254,289	55,667	1,244,217	(10,072)

Department: BOA Board Of Appeals

Fund Code	Fund Title	Code	Title	2024-25 Original Budget	2025-26 Proposed Budget	2025-26 Change From 2024-25	2026-27 Proposed Budget	2026-27 Change From 2025-26
Total Uses of Funds				1,198,622	1,254,289	55,667	1,244,217	(10,072)

Department: BOS Board Of Supervisors

	2024-25 Original Budget	2025-26 Proposed Budget	2025-26 Change From 2024-25	2026-27 Proposed Budget	2026-27 Change From 2025-26
<u>Uses Summary</u>					
Salaries	13,392,485	13,893,876	501,391	14,389,381	495,505
Mandatory Fringe Benefits	4,851,220	5,058,857	207,637	5,302,176	243,319
Non-Personnel Services	4,425,857	6,414,535	1,988,678	4,344,445	(2,070,090)
Capital Outlay	142,000		(142,000)		
Materials & Supplies	172,201	154,509	(17,692)	150,646	(3,863)
Programmatic Projects	12,000		(12,000)		
Services Of Other Depts	616,170	561,485	(54,685)	592,574	31,089
Total Uses by Chart of Accounts	23,611,933	26,083,262	2,471,329	24,779,222	(1,304,040)
<u>Sources Summary</u>					
Intergovernmental: Federal	154,000		(154,000)		
Charges for Services	638,150	638,150		638,150	
Expenditure Recovery	161,996	71,996	(90,000)	71,996	
General Fund Support	22,657,787	25,373,116	2,715,329	24,069,076	(1,304,040)
Total Sources by Chart of Accounts	23,611,933	26,083,262	2,471,329	24,779,222	(1,304,040)
<u>Fund Summary</u>					
General Fund	23,439,933	26,065,262	2,625,329	24,761,222	(1,304,040)
General Services Fund	18,000	18,000		18,000	
Public Protection Fund	154,000		(154,000)		
Total Uses by Funds	23,611,933	26,083,262	2,471,329	24,779,222	(1,304,040)
<u>Division Summary</u>					
BOS Youth Commission	459,146	474,545	15,399	493,928	19,383
BOS Sunshine Ord Task Force	203,404	210,482	7,078	218,798	8,316
BOS Budget & Legis Analysis	3,246,171	3,246,171		3,176,171	(70,000)
BOS Clerk Of The Board	5,994,941	7,985,880	1,990,939	6,173,211	(1,812,669)
BOS Assessment Appeals Board	1,113,181	1,145,567	32,386	1,182,997	37,430
BOS Supervisors	12,198,894	12,611,220	412,326	13,107,223	496,003
BOS Local Agency Formation Comm	396,196	409,397	13,201	426,894	17,497
Total Uses by Division	23,611,933	26,083,262	2,471,329	24,779,222	(1,304,040)

Department: BOS Board Of Supervisors

Uses of Funds Detail Appropriation

Fund Code	Fund Title	Code	Title	2024-25 Original Budget	2025-26 Proposed Budget	2025-26 Change From 2024-25	2026-27 Proposed Budget	2026-27 Change From 2025-26
Operating								
10000	GF Annual Account Ctrl		Salaries	13,104,505	13,595,034	490,529	14,078,537	483,503
			Mandatory Fringe Benefits	4,746,801	4,950,039	203,238	5,187,773	237,734
			Non-Personnel Services	4,387,838	4,378,502	(9,336)	4,308,502	(70,000)
			Materials & Supplies	172,201	154,509	(17,692)	150,646	(3,863)
			Services Of Other Depts	616,170	561,485	(54,685)	592,574	31,089
10000 Total				23,027,515	23,639,569	612,054	24,318,032	678,463
12600	SR Outreach Fund - Prop J		Non-Personnel Services	18,000	18,000		18,000	
12600 Total				18,000	18,000	0	18,000	0
Operating Total				23,045,515	23,657,569	612,054	24,336,032	678,463
Continuing Projects - Authority Control								
10020	GF Continuing Authority Ctrl	16641	BD Bd Of Supervisors Lafoo Pro	396,196	409,397	13,201	426,894	17,497
		19667	BD Legislative Management Syst		2,000,000	2,000,000		(2,000,000)
		22688	BOS Charter Mandates	16,222	16,296	74	16,296	
10020 Total				412,418	2,425,693	2,013,275	443,190	(1,982,503)
Continuing Projects - Authority Control Total				412,418	2,425,693	2,013,275	443,190	(1,982,503)
Grants Projects								
13560	SR Homeland Security	10041033	Bay Area UASI-Urban Areas Sec	154,000		(154,000)		
13560 Total				154,000	0	(154,000)	0	0
Grants Projects Total				154,000	0	(154,000)	0	0
Total Uses of Funds				23,611,933	26,083,262	2,471,329	24,779,222	(1,304,040)

Department: DBI Building Inspection

	2024-25 Original Budget	2025-26 Proposed Budget	2025-26 Change From 2024-25	2026-27 Proposed Budget	2026-27 Change From 2025-26
<u>Uses Summary</u>					
Salaries	43,689,504	47,628,857	3,939,353	50,002,089	2,373,232
Mandatory Fringe Benefits	17,593,102	19,132,512	1,539,410	20,295,886	1,163,374
Non-Personnel Services	3,756,165	3,767,000	10,835	3,698,000	(69,000)
Carry-Forward Budgets Only	(1,745,432)		1,745,432		
City Grant Program	4,800,000		(4,800,000)		
Materials & Supplies	442,000	381,000	(61,000)	285,000	(96,000)
Programmatic Projects	1,995,432	50,000	(1,945,432)	50,000	
Services Of Other Depts	17,352,660	17,171,901	(180,759)	17,724,000	552,099
Overhead and Allocations	457,525		(457,525)		
Intrafund Transfers Out	19,555,742	13,217,045	(6,338,697)	1,410,074	(11,806,971)
Transfer Adjustment - Uses	(19,555,742)	(13,217,045)	6,338,697	(1,410,074)	11,806,971
<b>Total Uses by Chart of Accounts</b>	<b>88,340,956</b>	<b>88,131,270</b>	<b>(209,686)</b>	<b>92,054,975</b>	<b>3,923,705</b>

Sources Summary

Charges for Services	48,827,361	60,772,545	11,945,184	75,889,496	15,116,951
Fines, Forfeiture, & Penalties	650,000	650,000		650,000	
Licenses, Permits, & Franchises	12,083,145	12,728,050	644,905	13,341,775	613,725
Other Revenues	1,250,000	1,250,000		1,250,000	
Interest & Investment Income	1,262,379	884,676	(377,703)	760,074	(124,602)
Expenditure Recovery	162,329	163,630	1,301	163,630	
IntraFund Transfers In	19,555,742	13,217,045	(6,338,697)	1,410,074	(11,806,971)
Transfers In	5,000,000		(5,000,000)		
Prior Year Designated Reserve	10,105,742	11,217,431	1,111,689		(11,217,431)
Beg Fund Balance - Budget Only	9,000,000	464,938	(8,535,062)		(464,938)
Transfer Adjustment-Source	(19,555,742)	(13,217,045)	6,338,697	(1,410,074)	11,806,971
General Fund Support					

<b>Total Sources by Chart of Accounts</b>	<b>88,340,956</b>	<b>88,131,270</b>	<b>(209,686)</b>	<b>92,054,975</b>	<b>3,923,705</b>
---	-------------------	-------------------	------------------	-------------------	------------------

Fund Summary

Building Inspection Fund	88,340,956	88,131,270	(209,686)	92,054,975	3,923,705
<b>Total Uses by Funds</b>	<b>88,340,956</b>	<b>88,131,270</b>	<b>(209,686)</b>	<b>92,054,975</b>	<b>3,923,705</b>

Department: DBI Building Inspection

		2024-25 Original Budget	2025-26 Proposed Budget	2025-26 Change From 2024-25	2026-27 Proposed Budget	2026-27 Change From 2025-26
<b><u>Division Summary</u></b>						
DBI Inspection Services		43,315,324	32,798,802	(10,516,522)	34,390,278	1,591,476
DBI Adminlstration		24,058,414	33,327,906	9,269,492	34,604,234	1,276,328
DBI Permit Services		20,967,218	22,004,562	1,037,344	23,060,463	1,055,901
<b>Total Uses by Division</b>		<b>88,340,956</b>	<b>88,131,270</b>	<b>(209,686)</b>	<b>92,054,975</b>	<b>3,923,705</b>

**Uses of Funds Detail Appropriation**

Fund Code	Fund Title	Code	Title	2024-25 Original Budget	2025-26 Proposed Budget	2025-26 Change From 2024-25	2026-27 Proposed Budget	2026-27 Change From 2025-26
<b>Operating</b>								
10190	SR BIF Operating Project		Salaries	43,689,504	47,626,651	3,937,147	49,999,808	2,373,157
			Mandatory Fringe Benefits	17,593,102	19,134,718	1,541,616	20,298,167	1,163,449
			Non-Personnel Services	2,466,165	2,477,000	10,835	2,408,000	(69,000)
			City Grant Program	4,800,000		(4,800,000)		
			Materials & Supplies	442,000	381,000	(61,000)	285,000	(96,000)
			Services Of Other Depts	17,352,660	17,171,901	(180,759)	17,724,000	552,099
			Overhead and Allocations	457,525		(457,525)		
<b>10190 Total</b>				<b>86,800,956</b>	<b>86,791,270</b>	<b>(9,686)</b>	<b>90,714,975</b>	<b>3,923,705</b>
<b>Operating Total</b>				<b>86,800,956</b>	<b>86,791,270</b>	<b>(9,686)</b>	<b>90,714,975</b>	<b>3,923,705</b>
<b>Continuing Projects - Authority Control</b>								
10230	SR BIF-Continuing Projects	10893	BI Code Enforcemt Enhancemt Re	(480,368)		480,368		
		16664	BI Automation Upgrade	(38,461)		38,461		
		16667	BI Dbi Fee Revenue Contingency	31,943		(31,943)		
		16668	BI Conversion Of Records	1,541,305		(1,541,305)		
		16670	BI Illegal In-law Units	(4,924,461)		4,924,461		
		16679	BI Records Management - Buildi	(182,593)		182,593		
		16681	BI Soft Story Program	2,902,551		(2,902,551)		
		19497	BI One Time And Capital Projec	(24,116)		24,116		
		19499	BI 1660 Mission St Public Svc	(518,834)		518,834		
		22179	Records Management	(52,398)		52,398		

Department: DBI Building Inspection

Fund Code	Fund Title	Code	Title	2024-25 Original Budget	2025-26 Proposed Budget	2025-26 Change From 2024-25	2026-27 Proposed Budget	2026-27 Change From 2025-26
Continuing Projects - Authority Control								
		80519	BI Contingency	1,945,432		(1,945,432)		
		80553	BI Peer Review 1	1,250,000	1,250,000		1,250,000	
10230 Total				1,450,000	1,250,000	(200,000)	1,250,000	0
10250	SR PW-Strong Motion Admin	16680	BI Strong Motion Administratio	90,000	90,000		90,000	
10250 Total				90,000	90,000	0	90,000	0
Continuing Projects - Authority Control Total				1,540,000	1,340,000	(200,000)	1,340,000	0
Total Uses of Funds				88,340,956	88,131,270	(209,686)	92,054,975	3,923,705

Department: CHF Children; Youth & Their Families

	2024-25 Original Budget	2025-26 Proposed Budget	2025-26 Change From 2024-25	2026-27 Proposed Budget	2026-27 Change From 2025-26
<u>Uses Summary</u>					
Salaries	10,005,360	10,356,655	351,295	10,748,862	392,207
Mandatory Fringe Benefits	3,781,811	4,002,959	221,148	4,221,204	218,245
Non-Personnel Services	9,357,712	9,383,420	25,708	9,458,419	74,999
City Grant Program	286,604,778	285,896,525	(708,253)	290,914,694	5,018,169
Materials & Supplies	365,945	381,445	15,500	382,945	1,500
Programmatic Projects	400,785	609,000	208,215	609,000	
Services Of Other Depts	37,703,745	36,674,976	(1,028,769)	37,579,144	904,168
Overhead and Allocations	1,215,000	1,215,000		1,565,000	350,000
Intrafund Transfers Out	6,570,000	6,760,000	190,000	7,150,000	390,000
Transfer Adjustment - Uses	(6,570,000)	(6,760,000)	(190,000)	(7,150,000)	(390,000)
Total Uses by Chart of Accounts	349,435,136	348,519,980	(915,156)	355,479,268	6,959,288

Sources Summary

Property Taxes	126,930,000	126,930,000		125,390,000	(1,540,000)
Intergovernmental: Federal	2,642,239	1,324,389	(1,317,850)	1,402,090	77,701
Intergovernmental: State	6,599,894	8,610,864	2,010,970	3,089,975	(5,520,889)
Interest & Investment Income	60,867	62,043	1,176	63,590	1,547
Expenditure Recovery	4,936,695	4,501,989	(434,706)	3,993,032	(508,957)
IntraFund Transfers In	7,048,329	6,760,000	(288,329)	7,150,000	390,000
Transfers In	100,605,000	108,180,000	7,575,000	109,180,000	1,000,000
Prior Year Designated Reserve	7,500,000	8,350,000	850,000		(8,350,000)
Beg Fund Balance - Budget Only	14,900,022	15,259,845	359,823	18,008,943	2,749,098
Transfer Adjustment-Source	(6,570,000)	(6,760,000)	(190,000)	(7,150,000)	(390,000)
General Fund Support	84,782,090	75,300,850	(9,481,240)	94,351,638	19,050,788
Total Sources by Chart of Accounts	349,435,136	348,519,980	(915,156)	355,479,268	6,959,288

Fund Summary

Children and Families Fund	277,725,889	285,661,888	7,935,999	297,872,533	12,210,645
General Fund	64,227,618	54,388,457	(9,839,161)	54,654,426	265,969
Public Protection Fund	7,481,629	8,469,635	988,006	2,952,309	(5,517,326)
Total Uses by Funds	349,435,136	348,519,980	(915,156)	355,479,268	6,959,288





Department: CHF Children; Youth & Their Families

Fund Code	Fund Title	Code	Title	2024-25 Original Budget	2025-26 Proposed Budget	2025-26 Change From 2024-25	2026-27 Proposed Budget	2026-27 Change From 2025-26
Annual Projects - Authority Control								
10010 Total				6,262,045	6,179,928	(82,117)	6,290,058	110,130
11141	SR Student Success Fund	22378	Student Success Fund	35,000,000	35,000,000		45,000,000	10,000,000
11141 Total				35,000,000	35,000,000	0	45,000,000	10,000,000
Annual Projects - Authority Control Total				41,262,045	41,179,928	(82,117)	51,290,058	10,110,130
Continuing Projects - Authority Control								
10020	GF Continuing Authority Ctrl	16918	CH Dcyf Nutrition Project	2,736,104	2,784,439	48,335	2,932,856	148,417
		16919	CH Our Children; Our Families	225,592	507,133	281,541	527,986	20,853
		17230	Community Based Agencies	20,000,079	23,416,801	3,416,722	24,546,856	1,130,055
		19805	City College Enroll Asst Fund	9,300,000	9,300,000		7,150,000	(2,150,000)
		20110	CH Emotional Well-Being	93,000		(93,000)		
		20111	CH Family Empowerment	283,250		(283,250)		
		20114	CH Out of School Time	4,099,609	4,140,605	40,996	4,198,573	57,968
		20115	CH Outreach and Access	2,055,324		(2,055,324)		
		20118	CH Early Care and Education	1,819,025		(1,819,025)		
		21058	ERAF CHF Mental Health Centers		14,000	14,000	1,433,796	1,419,796
		21748	Reinvestment Initiatives	400,000	2,020,000	1,620,000	2,048,280	28,280
		22708	CH FY25-BOS Allocation	10,500,000		(10,500,000)		
10020 Total				51,511,983	42,182,978	(9,329,005)	42,838,347	655,369
11200	SR Public Education Special	16914	CH Sfusd Grants - Peef Baselin	14,250,000	14,660,303	410,303	15,481,565	821,262
		16915	CH Sfusd Special Projects		5,000,000	5,000,000		(5,000,000)
		16923	PEEF	97,498,818	100,249,108	2,750,290	106,018,925	5,769,817
		20324	Sugar-Sweetened Beverages Tax	1,675,000	1,450,000	(225,000)	1,450,000	
11200 Total				113,423,818	121,359,411	7,935,593	122,950,490	1,591,079
Continuing Projects - Authority Control Total				164,935,801	163,542,389	(1,393,412)	165,788,837	2,246,448
Grants Projects								
13550	SR Public Protection-Grant	10039713	CH FY24-25 Federal JAG Grant	111,735		(111,735)		
		10040970	CH FY25-26 Federal JAG Grant		88,771	88,771		(88,771)

Department: CHF Children; Youth & Their Families

Fund Code	Fund Title	Code	Title	2024-25 Original Budget	2025-26 Proposed Budget	2025-26 Change From 2024-25	2026-27 Proposed Budget	2026-27 Change From 2025-26
Grants Projects								
13550	Total	10041019	CH FY24-25 STOP 3 Grant	1,000,000		(1,000,000)		
		10042164	CH FY26-27 Federal JAG Grant				92,334	92,334
				1,111,735	88,771	(1,022,964)	92,334	3,563
13720	SR Public Protection-Grant Sta	10037204	CH FY22-23 SFCOPS Program	854,390		(854,390)		
		10037207	CH FY22-23 JJCPA Grant	2,679,386		(2,679,386)		
		10038280	CH FY23-24 JJCPA Grant		4,452,908	4,452,908		(4,452,908)
		10038289	CH FY23-24 SFCOPS Program		1,067,979	1,067,979		(1,067,979)
		10039714	CH FY24-25 JJCPA Grant	2,287,490		(2,287,490)		
		10039715	CH FY24-25 SFCOPS Program	548,628		(548,628)		
		10041002	CH FY25-26 JJCPA Grant		2,307,620	2,307,620		(2,307,620)
		10041004	CH FY25-26 SFCOPS Program		552,357	552,357		(552,357)
		10042165	CH FY26-27 JJCPA Grant				2,307,619	2,307,619
		10042166	CH FY26-27 SFCOPS Program				552,356	552,356
13720 Total				6,369,894	8,380,864	2,010,970	2,859,975	(5,520,889)
Grants Projects Total				7,481,629	8,469,635	988,006	2,952,309	(5,517,326)
Work Orders/Overhead								
10060	GF Work Order	229218	CHF Children; Youth & Families	4,936,695	4,501,989	(434,706)	3,993,032	(508,957)
10060 Total				4,936,695	4,501,989	(434,706)	3,993,032	(508,957)
Work Orders/Overhead Total				4,936,695	4,501,989	(434,706)	3,993,032	(508,957)
Total Uses of Funds				349,435,136	348,519,980	(915,156)	355,479,268	6,959,288

Department: CSS Child Support Services

		2024-25 Original Budget	2025-26 Proposed Budget	2025-26 Change From 2024-25	2026-27 Proposed Budget	2026-27 Change From 2025-26
<u>Uses Summary</u>						
Salaries		7,654,003	7,812,037	158,034	8,175,598	363,561
Mandatory Fringe Benefits		3,714,056	3,794,686	80,630	4,000,960	206,274
Non-Personnel Services		601,187	878,479	277,292	887,976	9,497
Materials & Supplies		59,551	38,426	(21,125)	38,317	(109)
Services Of Other Depts		1,262,661	786,837	(475,824)	805,738	18,901
Total Uses by Chart of Accounts		13,291,458	13,310,465	19,007	13,908,589	598,124
<u>Sources Summary</u>						
Intergovernmental: Federal		8,359,395	8,359,395		8,725,194	365,799
Intergovernmental: State		4,306,354	4,306,354		4,494,796	188,442
Other Revenues		469,343	482,595	13,252	518,782	36,187
Expenditure Recovery		156,366	162,121	5,755	169,817	7,696
General Fund Support						
Total Sources by Chart of Accounts		13,291,458	13,310,465	19,007	13,908,589	598,124
<u>Fund Summary</u>						
Children and Families Fund		13,291,458	13,310,465	19,007	13,908,589	598,124
Total Uses by Funds		13,291,458	13,310,465	19,007	13,908,589	598,124
<u>Division Summary</u>						
CSS Child Support Services		13,291,458	13,310,465	19,007	13,908,589	598,124
Total Uses by Division		13,291,458	13,310,465	19,007	13,908,589	598,124

Uses of Funds Detail Appropriation

Fund Code	Fund Title	Title	Code	2024-25 Original Budget	2025-26 Proposed Budget	2025-26 Change From 2024-25	2026-27 Proposed Budget	2026-27 Change From 2025-26
<u>Operating</u>								
11300	SR Child Support-Operating	Salaries		7,654,003	7,812,037	158,034	8,175,598	363,561
		Mandatory Fringe Benefits		3,714,056	3,794,686	80,630	4,000,960	206,274
		Non-Personnel Services		601,187	878,479	277,292	887,976	9,497
		Materials & Supplies		59,551	38,426	(21,125)	38,317	(109)

Department: CSS Child Support Services

Fund Code	Fund Title	Code	Title	2024-25 Original Budget	2025-26 Proposed Budget	2025-26 Change From 2024-25	2026-27 Proposed Budget	2026-27 Change From 2025-26
Operating								
			Services Of Other Depts	1,262,661	786,837	(475,824)	805,738	18,901
11300 Total				13,291,458	13,310,465	19,007	13,908,589	598,124
Operating Total				13,291,458	13,310,465	19,007	13,908,589	598,124
Total Uses of Funds				13,291,458	13,310,465	19,007	13,908,589	598,124

Department: CAT City Attorney

		2024-25 Original Budget	2025-26 Proposed Budget	2025-26 Change From 2024-25	2026-27 Proposed Budget	2026-27 Change From 2025-26
<u>Uses Summary</u>						
Salaries		70,441,772	73,962,791	3,521,019	76,918,380	2,955,589
Mandatory Fringe Benefits		24,456,545	25,716,201	1,259,656	27,032,884	1,316,683
Non-Personnel Services		18,719,263	20,310,919	1,591,656	20,114,142	(196,777)
Materials & Supplies		139,500	139,500		136,012	(3,488)
Programmatic Projects			1,060,000	1,060,000	1,060,000	
Services Of Other Depts		3,958,943	4,245,481	286,538	4,182,663	(62,818)
Total Uses by Chart of Accounts		117,716,023	125,434,892	7,718,869	129,444,081	4,009,189

Sources Summary

Intergovernmental: Other		400,000	400,000		400,000	
Fines, Forfeiture, & Penalties		5,993,063	5,905,514	(87,549)	6,148,358	242,844
Expenditure Recovery		76,110,691	82,365,698	6,255,007	83,041,664	675,966
General Fund Support		35,212,269	36,763,680	1,551,411	39,854,059	3,090,379
Total Sources by Chart of Accounts		117,716,023	125,434,892	7,718,869	129,444,081	4,009,189

Fund Summary

General Fund		112,490,085	119,905,101	7,415,016	123,671,446	3,766,345
Public Protection Fund		5,225,938	5,529,791	303,853	5,772,635	242,844
Total Uses by Funds		117,716,023	125,434,892	7,718,869	129,444,081	4,009,189

Division Summary

CAT City Attorney		117,716,023	125,434,892	7,718,869	129,444,081	4,009,189
Total Uses by Division		117,716,023	125,434,892	7,718,869	129,444,081	4,009,189

Uses of Funds Detail Appropriation

Fund Code	Fund Title	Title	Code	2024-25 Original Budget	2025-26 Proposed Budget	2025-26 Change From 2024-25	2026-27 Proposed Budget	2026-27 Change From 2025-26
<b>Operating</b>								
10000	GF Annual Account Ctrl	Salaries		67,037,668	70,325,371	3,287,703	73,145,175	2,819,804
		Mandatory Fringe Benefits		23,338,871	24,529,329	1,190,458	25,792,176	1,262,847
		Non-Personnel Services		17,710,103	19,300,420	1,590,317	19,050,420	(250,000)

Department: CAT City Attorney

Fund Code	Fund Title	Code	Title	2024-25 Original Budget	2025-26 Proposed Budget	2025-26 Change From 2024-25	2026-27 Proposed Budget	2026-27 Change From 2025-26
Operating								
			Materials & Supplies	139,500	139,500		136,012	(3,488)
			Services Of Other Depts	1,558,943	1,845,481	286,538	1,782,663	(62,818)
10000 Total				109,785,085	116,140,101	6,355,016	119,906,446	3,766,345
Operating Total				109,785,085	116,140,101	6,355,016	119,906,446	3,766,345
Annual Projects - Authority Control								
10010	GF Annual Authority Ctrl	16966	Business Tax Litigation	470,000	470,000		470,000	
10010 Total				470,000	470,000	0	470,000	0
Annual Projects - Authority Control Total				470,000	470,000	0	470,000	0
Continuing Projects - Authority Control								
10020	GF Continuing Authority Ctrl	16965	CA Legal Initiatives	2,235,000	3,295,000	1,060,000	3,295,000	
10020 Total				2,235,000	3,295,000	1,060,000	3,295,000	0
13490	SR City Attorney-Special Rev	16967	CA Cat Consumer Protection Enf	5,225,938	5,529,791	303,853	5,772,635	242,844
13490 Total				5,225,938	5,529,791	303,853	5,772,635	242,844
Continuing Projects - Authority Control Total				7,460,938	8,824,791	1,363,853	9,067,635	242,844
Total Uses of Funds				117,716,023	125,434,892	7,718,869	129,444,081	4,009,189

Department: CPC City Planning

	2024-25 Original Budget	2025-26 Proposed Budget	2025-26 Change From 2024-25	2026-27 Proposed Budget	2026-27 Change From 2025-26
<u>Uses Summary</u>					
Salaries	25,599,352	25,597,994	(1,358)	25,601,277	3,283
Mandatory Fringe Benefits	10,097,571	10,200,698	103,127	10,398,746	198,048
Non-Personnel Services	2,081,597	1,845,630	(235,967)	1,815,630	(30,000)
Materials & Supplies	303,743	296,166	(7,577)	288,987	(7,179)
Programmatic Projects	9,001,291	12,245,998	3,244,707	3,218,097	(9,027,901)
Services Of Other Depts	7,845,289	7,650,617	(194,672)	7,821,700	171,083
Overhead and Allocations	131,442	372,008	240,566	372,008	
Total Uses by Chart of Accounts	55,060,285	58,209,111	3,148,826	49,516,445	(8,692,666)
<u>Sources Summary</u>					
Intergovernmental: Federal	3,970,500	6,195,000	2,224,500	1,540,000	(4,655,000)
Intergovernmental: Other	761,000	691,000	(70,000)	341,000	(350,000)
Intergovernmental: State	2,602,000	5,477,000	2,875,000	700,000	(4,777,000)
Charges for Services	36,026,347	35,212,569	(813,778)	35,261,037	48,468
Other Revenues	336,167	360,000	23,833	360,000	
Expenditure Recovery	3,814,109	3,875,764	61,655	3,690,836	(184,928)
General Fund Support	7,550,162	6,397,778	(1,152,384)	7,623,572	1,225,794
Total Sources by Chart of Accounts	55,060,285	58,209,111	3,148,826	49,516,445	(8,692,666)
<u>Fund Summary</u>					
Community / Neighborhood Dev	10,152,307	15,397,294	5,244,987	5,926,607	(9,470,687)
General Fund	44,557,978	42,461,817	(2,096,161)	43,589,838	1,128,021
Public Wks Trans and Commerce	350,000	350,000			(350,000)
Total Uses by Funds	55,060,285	58,209,111	3,148,826	49,516,445	(8,692,666)
<u>Division Summary</u>					
CPC Environmental Planning	5,694,968	5,271,522	(423,446)	5,490,970	219,448
CPC Zoning Admin & Compliance	567,849		(567,849)		
CPC Community Equity	5,875,068	3,585,208	(2,289,860)	2,924,248	(660,960)
CPC Executive Office	1,461,111	1,969,607	508,496	1,982,149	12,542
CPC Citywide Planning	6,989,677	14,095,583	7,105,906	5,125,316	(8,970,267)



Department: CPC City Planning

		2024-25 Original Budget	2025-26 Proposed Budget	2025-26 Change From 2024-25	2026-27 Proposed Budget	2026-27 Change From 2025-26
CPC Current Planning		17,469,628	16,406,735	(1,062,893)	16,858,845	452,110
CPC Administration		17,001,984	16,880,456	(121,528)	17,134,917	254,461
Total Uses by Division		55,060,285	58,209,111	3,148,826	49,516,445	(8,692,666)

Reserved Appropriations

Controller Reserves

10023235	Eastern Neighbrhd Infrastructu	360,000			360,000	
Controller Reserves: Total			360,000		360,000	

Uses of Funds Detail Appropriation

Fund Code	Fund Title	Code	Title	2024-25 Original Budget	2025-26 Proposed Budget	2025-26 Change From 2024-25	2026-27 Proposed Budget	2026-27 Change From 2025-26
Operating								
10000	GF Annual Account Ctrl		Salaries	22,770,765	21,863,675	(907,090)	22,437,006	573,331
			Mandatory Fringe Benefits	9,143,786	8,838,301	(305,485)	9,239,317	401,016
			Non-Personnel Services	1,997,797	1,761,830	(235,967)	1,731,830	(30,000)
			Materials & Supplies	297,543	280,966	(16,577)	273,787	(7,179)
			Services Of Other Depts	7,203,492	7,004,261	(199,231)	7,174,813	170,552
			Overhead and Allocations	131,442	372,008	240,566	372,008	
10000 Total				41,544,825	40,121,041	(1,423,784)	41,228,761	1,107,720
Operating Total				41,544,825	40,121,041	(1,423,784)	41,228,761	1,107,720

Continuing Projects - Authority Control

10020	GF Continuing Authority Ctrl	10950	CP Integrated Permit Tracking	864,193	865,062	869	866,410	1,348
		11479	PC Neighborhood Profiles Proje	540,055	119,113	(420,942)	121,644	2,531
		16950	CP Plan Implementation - Gener	1,223,444	1,223,801	357	1,240,223	16,422
		16957	CP Electronic Document Review	132,800	132,800		132,800	
		21034	CPC Historic Presv Survey	252,661		(252,661)		
10020 Total				3,013,153	2,340,776	(672,377)	2,361,077	20,301
10670	SR Eastern Neighborhood CI	17063	GE Eastern Neighbrhd Infrastru	336,167	360,000	23,833	360,000	
10670 Total				336,167	360,000	23,833	360,000	0

Department: CPC City Planning

Fund Code	Fund Title	Code	Title	2024-25 Original Budget	2025-26 Proposed Budget	2025-26 Change From 2024-25	2026-27 Proposed Budget	2026-27 Change From 2025-26
Continuing Projects - Authority Control								
10840	SR Planning Code Enforcement	16949	CP Sign Code Enforcement	3,243,640	3,365,290	121,650	3,326,607	(38,683)
		16956	CP Short Term Rental Program		4	4		(4)
10840 Total				3,243,640	3,365,294	121,654	3,326,607	(38,687)
Continuing Projects - Authority Control Total				6,592,960	6,066,070	(526,890)	6,047,684	(18,386)
Grants Projects								
10680	SR Neighborhood Dev-Grants Sta	10038677	CPC FY24 CALTRANS	700,000	700,000		700,000	
		10041171	CPC FY25 CA Coastal Conservanc	500,000		(500,000)		
		10041184	CPC FY25 CAHCD REAP	128,000		(128,000)		
		10041185	CPC FY26 CA Coastal Conservanc		500,000	500,000		(500,000)
		10041186	CPC FY26 CAHCD REAP		128,000	128,000		(128,000)
		10041189	CPCFY25 REAP Housing	500,000		(500,000)		
		10041195	CPCFY26 REAP Housing		500,000	500,000		(500,000)
		10042280	CPC FY26 CA Ocean Protection C		1,500,000	1,500,000		(1,500,000)
		10042284	CPC FY26 CA Coastal Commision		1,500,000	1,500,000		(1,500,000)
10680 Total				1,828,000	4,828,000	3,000,000	700,000	(4,128,000)
10690	SR Neighborhood Dev-Grants Oth	10040076	CPC FY25 USDN ADAPTATION	75,000		(75,000)		
		10040082	CPC FY25 MTC PDA	1,000,000		(1,000,000)		
		10041252	CPC FY26 MTC PDA		1,000,000	1,000,000		(1,000,000)
		10041253	CPC FY25 Yosemite Slough OPR G			(649,000)		
		10041254	CPC FY26 Yosemite Slough OPR G		649,000	649,000		(649,000)
		10042285	CPC FY26 EPA SEE Thriving Comm		250,000	250,000		(250,000)
10690 Total				1,724,000	1,899,000	175,000	0	(1,899,000)
10770	SR Neighborhood Dev-Grants	10038675	CPC FY24 CA OFFICE OF HISTORIC	45,000		(45,000)		
		10040075	CPC FY25 CA OFFICE OF HISTORIC	200,000		(200,000)		
		10040084	CPC FY25 NPS OHP	50,000		(50,000)		
		10041172	CPC FY25 CA HUD Pro Housing	2,175,500		(2,175,500)		
		10041173	CPC FY25 Fed RCN	350,000		(350,000)		
		10041187	CPC FY26 CA HUD Pro Housing		2,200,000	2,200,000	1,500,000	(700,000)
		10041188	CPC FY26 Fed RCN		350,000	350,000		(350,000)
		10041208	CPCFY25 Environmental and Clim	200,000		(200,000)		

Department: CPC City Planning

Fund Code	Fund Title	Code	Title	2024-25 Original Budget	2025-26 Proposed Budget	2025-26 Change From 2024-25	2026-27 Proposed Budget	2026-27 Change From 2025-26
Grants Projects								
		10041209	CPCFY26 Environmental and Clim		200,000	200,000		(200,000)
		10042282	CPC FY26 NPS URC		75,000	75,000		(75,000)
		10042283	CPC FY26 EPA CCG		80,000	80,000		(80,000)
		10042317	CPC FY27 NPS OHP				40,000	40,000
		10042318	CPC FY26 NPS OHP		40,000	40,000		(40,000)
		10042339	CPC FY26 EPA SFBWQIF		2,000,000	2,000,000		(2,000,000)
10770	Total			3,020,500	4,945,000	1,924,500	1,540,000	(3,405,000)
14070	SR TC Grants;Continuing Oth	10041255	CPC FY25 Caltrain	350,000		(350,000)		
		10041256	CPC FY26 Caltrain		350,000	350,000		(350,000)
14070	Total			350,000	350,000	0	0	(350,000)
Grants Projects Total				6,922,500	12,022,000	5,099,500	2,240,000	(9,782,000)
Total Uses of Funds				55,060,285	58,209,111	3,148,826	49,516,445	(8,692,666)

Department: CSC Civil Service Commission

		2024-25 Original Budget	2025-26 Proposed Budget	2025-26 Change From 2024-25	2026-27 Proposed Budget	2026-27 Change From 2025-26
<u>Uses Summary</u>						
Salaries		918,248	878,327	(39,921)	882,795	4,468
Mandatory Fringe Benefits		336,210	318,443	(17,767)	322,270	3,827
Non-Personnel Services		25,000	25,000		25,000	
Materials & Supplies		3,055	3,055		2,979	(76)
Services Of Other Depts		242,144	272,534	30,390	279,761	7,227
Total Uses by Chart of Accounts		1,524,657	1,497,359	(27,298)	1,512,805	15,446
<u>Sources Summary</u>						
Expenditure Recovery		430,839	430,839		430,839	
General Fund Support		1,093,818	1,066,520	(27,298)	1,081,966	15,446
Total Sources by Chart of Accounts		1,524,657	1,497,359	(27,298)	1,512,805	15,446
<u>Fund Summary</u>						
General Fund		1,524,657	1,497,359	(27,298)	1,512,805	15,446
Total Uses by Funds		1,524,657	1,497,359	(27,298)	1,512,805	15,446
<u>Division Summary</u>						
CSC Civil Service Commission		1,524,657	1,497,359	(27,298)	1,512,805	15,446
Total Uses by Division		1,524,657	1,497,359	(27,298)	1,512,805	15,446

Uses of Funds Detail Appropriation

Fund Code	Fund Title	Code	Title	2024-25 Original Budget	2025-26 Proposed Budget	2025-26 Change From 2024-25	2026-27 Proposed Budget	2026-27 Change From 2025-26
Operating								
10000	GF Annual Account Ctrl		Salaries	918,248	878,327	(39,921)	882,795	4,468
			Mandatory Fringe Benefits	336,210	318,443	(17,767)	322,270	3,827
			Non-Personnel Services	25,000	25,000		25,000	
			Materials & Supplies	3,055	3,055		2,979	(76)
			Services Of Other Depts	242,144	272,534	30,390	279,761	7,227
10000 Total				1,524,657	1,497,359	(27,298)	1,512,805	15,446
Operating Total				1,524,657	1,497,359	(27,298)	1,512,805	15,446

Department: CSC Civil Service Commission

Fund Code	Fund Title	Code	Title	2024-25 Original Budget	2025-26 Proposed Budget	2025-26 Change From 2024-25	2026-27 Proposed Budget	2026-27 Change From 2025-26
Total Uses of Funds				1,524,657	1,497,359	(27,298)	1,512,805	15,446

Department: CON Controller

	2024-25 Original Budget	2025-26 Proposed Budget	2025-26 Change From 2024-25	2026-27 Proposed Budget	2026-27 Change From 2025-26
<u>Uses Summary</u>					
Salaries	41,943,529	44,415,561	2,472,032	45,817,952	1,402,391
Mandatory Fringe Benefits	15,315,575	16,390,695	1,075,120	17,146,196	755,501
Non-Personnel Services	14,927,212	12,605,224	(2,321,988)	12,362,796	(242,428)
Materials & Supplies	547,486	390,486	(157,000)	425,459	34,973
Programmatic Projects	11,905,226	7,177,909	(4,727,317)	4,381,294	(2,796,615)
Services Of Other Depts	4,158,126	5,169,904	1,011,778	5,339,016	169,112
Total Uses by Chart of Accounts	88,797,154	86,149,779	(2,647,375)	85,472,713	(677,066)

Sources Summary

Property Taxes	100,000	100,000		100,000	
Intergovernmental: Other	329,800	329,800		329,800	
Charges for Services	440,000	1,490,000	1,050,000	1,640,000	150,000
Other Revenues	1,000,000	1,000,000		1,000,000	
Expenditure Recovery	72,987,270	70,252,912	(2,734,358)	69,124,889	(1,128,023)
Beg Fund Balance - Budget Only	1,457,519		(1,457,519)		
General Fund Support	12,482,565	12,977,067	494,502	13,278,024	300,957
Total Sources by Chart of Accounts	88,797,154	86,149,779	(2,647,375)	85,472,713	(677,066)

Fund Summary

General Fund	87,339,635	85,099,779	(2,239,856)	84,272,713	(827,066)
Public Wks Trans and Commerce	1,457,519	1,050,000	(407,519)	1,200,000	150,000
Total Uses by Funds	88,797,154	86,149,779	(2,647,375)	85,472,713	(677,066)

Division Summary

CON Budget & Analysis	4,122,162	4,035,531	(86,631)	4,215,682	180,151
CON Economic Analysis	654,375	687,406	33,031	710,530	23,124
CON Public Finance	998,436	1,077,612	79,176	1,109,339	31,727
CON Refuse Rates Adm	1,457,519	1,050,000	(407,519)	1,200,000	150,000
CON Administration	1,601,511	1,999,589	398,078	2,093,250	93,661
CON Accounting	18,415,894	16,651,547	(1,764,347)	14,957,832	(1,693,715)
CON Citywide Systems	30,076,002	29,719,721	(356,281)	29,824,576	104,855

Department: CON Controller

		2024-25 Original Budget	2025-26 Proposed Budget	2025-26 Change From 2024-25	2026-27 Proposed Budget	2026-27 Change From 2025-26
CON Payroll		3,412,566	3,369,748	(42,818)	3,511,225	141,477
CON City Services Auditor		28,058,689	27,558,625	(500,064)	27,850,279	291,654
Total Uses by Division		88,797,154	86,149,779	(2,647,375)	85,472,713	(677,066)

Uses of Funds Detail Appropriation

Fund Code	Fund Title	Code	Title	2024-25 Original Budget	2025-26 Proposed Budget	2025-26 Change From 2024-25	2026-27 Proposed Budget	2026-27 Change From 2025-26
Operating								
10000	GF Annual Account Ctrl		Salaries	15,679,960	16,404,249	724,289	16,898,415	494,166
			Mandatory Fringe Benefits	5,737,450	6,063,114	325,664	6,296,928	233,814
			Non-Personnel Services	2,273,279	2,313,814	40,535	2,220,937	(92,877)
			Materials & Supplies	302,732	145,732	(157,000)	180,705	34,973
			Services Of Other Depts	923,935	2,077,830	1,153,895	2,225,671	147,841
			Overhead and Allocations	(3,838,179)	(5,100,204)	(1,262,025)	(5,328,370)	(228,166)
10000 Total				21,079,177	21,904,535	825,358	22,494,286	589,751
Operating Total				21,079,177	21,904,535	825,358	22,494,286	589,751
Continuing Projects - Authority Control								
10020	GF Continuing Authority Ctrl	16935	CO Economic Analysis	654,375	687,406	33,031	710,530	23,124
		16937	CO Coit-approved Projects		400,000	400,000	400,000	
		16940	CO Office Of Public Finance	998,436	1,077,612	79,176	1,109,339	31,727
		22135	CO Department Financial Assist	6,247,956	3,951,248	(2,296,708)	2,082,736	(1,868,512)
		22443	Financial Standards Training	225,000	632	(224,368)	967	335
10020 Total				8,125,767	6,116,898	(2,008,869)	4,303,572	(1,813,326)
14000	SR Solid Waste Projects	22434	CO Refuse Rates Administration	1,457,519	1,050,000	(407,519)	1,200,000	150,000
14000 Total				1,457,519	1,050,000	(407,519)	1,200,000	150,000
Continuing Projects - Authority Control Total				9,583,286	7,166,898	(2,416,388)	5,503,572	(1,663,326)
Work Orders/Overhead								
10060	GF Work Order	229228	CON Citywide Systems	30,076,002	29,519,721	(556,281)	29,624,576	104,855
		275641	CON City Services Auditor	28,058,689	27,558,625	(500,064)	27,850,279	291,654
10060 Total				58,134,691	57,078,346	(1,056,345)	57,474,855	396,509

Department: CON Controller

Fund Code	Fund Title	Code	Title	2024-25 Original Budget	2025-26 Proposed Budget	2025-26 Change From 2024-25	2026-27 Proposed Budget	2026-27 Change From 2025-26
Work Orders/Overhead								
Work Orders/Overhead Total				58,134,691	57,078,346	(1,056,345)	57,474,855	396,509
Total Uses of Funds				88,797,154	86,149,779	(2,647,375)	85,472,713	(677,066)



Department: DPA Department Of Police Accountability

		2024-25 Original Budget	2025-26 Proposed Budget	2025-26 Change From 2024-25	2026-27 Proposed Budget	2026-27 Change From 2025-26
<u>Uses Summary</u>						
Salaries		5,900,254	5,450,431	(449,823)	5,517,354	66,923
Mandatory Fringe Benefits		2,075,955	1,958,811	(117,144)	2,003,535	44,724
Non-Personnel Services		331,242	301,223	(30,019)	301,223	
Materials & Supplies		33,424	33,422	(2)	30,640	(2,782)
Programmatic Projects		650,000	645,000	(5,000)	100,000	(545,000)
Services Of Other Depts		1,046,717	1,111,554	64,837	1,157,668	46,114
Total Uses by Chart of Accounts		10,037,592	9,500,441	(537,151)	9,110,420	(390,021)

Sources Summary

Expenditure Recovery		654,795	654,795		654,795	
General Fund Support		9,382,797	8,845,646	(537,151)	8,455,625	(390,021)
Total Sources by Chart of Accounts		10,037,592	9,500,441	(537,151)	9,110,420	(390,021)

Fund Summary

General Fund		10,037,592	9,500,441	(537,151)	9,110,420	(390,021)
Total Uses by Funds		10,037,592	9,500,441	(537,151)	9,110,420	(390,021)

Division Summary

DPA Police Accountability		10,037,592	9,500,441	(537,151)	9,110,420	(390,021)
Total Uses by Division		10,037,592	9,500,441	(537,151)	9,110,420	(390,021)

Uses of Funds Detail Appropriation

Fund Code	Fund Title	Code	Title	2024-25 Original Budget	2025-26 Proposed Budget	2025-26 Change From 2024-25	2026-27 Proposed Budget	2026-27 Change From 2025-26
<b>Operating</b>								
10000	GF Annual Account Ctrl		Salaries	5,900,254	5,450,431	(449,823)	5,517,354	66,923
			Mandatory Fringe Benefits	2,075,955	1,958,811	(117,144)	2,003,535	44,724
			Non-Personnel Services	223,742	191,223	(32,519)	191,223	
			Materials & Supplies	33,424	33,422	(2)	30,640	(2,782)
			Services Of Other Depts	1,046,717	1,111,554	64,837	1,157,668	46,114
10000 Total				9,280,092	8,745,441	(534,651)	8,900,420	154,979

Department: DPA Department Of Police Accountability

Fund Code	Fund Title	Code	Title	2024-25 Original Budget	2025-26 Proposed Budget	2025-26 Change From 2024-25	2026-27 Proposed Budget	2026-27 Change From 2025-26
Operating								
Operating Total				9,280,092	8,745,441	(534,651)	8,900,420	154,979
Annual Projects - Authority Control								
10010	GF Annual Authority Ctrl	20327	DP Charter Mandate	607,500	210,000	(397,500)	210,000	
		22867	DPA and SFPD data sharing	150,000		(150,000)		
		23038	DPA cloud migration project		545,000	545,000		(545,000)
10010 Total				757,500	755,000	(2,500)	210,000	(545,000)
Annual Projects - Authority Control Total				757,500	755,000	(2,500)	210,000	(545,000)
Total Uses of Funds				10,037,592	9,500,441	(537,151)	9,110,420	(390,021)

Department: DEC Dept of Early Childhood

	2024-25 Original Budget	2025-26 Proposed Budget	2025-26 Change From 2024-25	2026-27 Proposed Budget	2026-27 Change From 2025-26
<u>Uses Summary</u>					
Salaries	10,032,186	10,122,151	89,965	10,480,334	358,183
Mandatory Fringe Benefits	3,861,441	4,019,985	158,544	4,229,050	209,065
Non-Personnel Services	3,125,434	3,360,675	235,241	3,875,675	515,000
City Grant Program	284,679,510	289,214,554	4,535,044	295,490,491	6,275,937
Materials & Supplies	439,660	439,660		439,660	
Services Of Other Depts	6,422,528	7,166,670	744,142	5,835,284	(1,331,386)
Transfers Out	28,100,000	27,660,000	(440,000)	27,720,000	60,000
Total Uses by Chart of Accounts	336,660,759	341,983,695	5,322,936	348,070,494	6,086,799

Sources Summary

Business Taxes	187,300,000	184,400,000	(2,900,000)	184,800,000	400,000
Intergovernmental: Federal	5,401,075	7,663,845	2,262,770	7,663,845	
Intergovernmental: State	13,916,438	16,850,452	2,934,014	17,145,640	295,188
Charges for Services	500,000	1,000,000	500,000	1,000,000	
Other Revenues	2,500,000	2,500,000		2,500,000	
Interest & Investment Income	17,284,301	17,560,859	276,558	17,562,743	1,884
Expenditure Recovery	57,272,485	57,711,145	438,660	58,580,537	869,392
Beg Fund Balance - Budget Only	5,698,960	6,218,704	519,744	3,168,868	(3,049,836)
General Fund Support	46,787,500	48,078,690	1,291,190	55,648,861	7,570,171
Total Sources by Chart of Accounts	336,660,759	341,983,695	5,322,936	348,070,494	6,086,799

Fund Summary

Children and Families Fund	276,316,262	293,079,355	16,763,093	294,070,895	991,540
Community / Neighborhood Dev	2,500,000	2,500,000		2,500,000	
General Fund	55,740,169	42,037,138	(13,703,031)	47,132,293	5,095,155
Human Welfare Fund	2,104,328	4,367,202	2,262,874	4,367,306	104
Total Uses by Funds	336,660,759	341,983,695	5,322,936	348,070,494	6,086,799

Division Summary

DEC Early Care & Education	318,004,726	321,472,963	3,468,237	327,127,648	5,654,685
DEC Children & Families Commns	18,656,033	20,510,732	1,854,699	20,942,846	432,114

Department: DEC Dept of Early Childhood

		2024-25 Original Budget	2025-26 Proposed Budget	2025-26 Change From 2024-25	2026-27 Proposed Budget	2026-27 Change From 2025-26
--	--	----------------------------	-------------------------------	-----------------------------------	-------------------------------	-----------------------------------

Total Uses by Division		336,660,759	341,983,695	5,322,936	348,070,494	6,086,799
------------------------	--	-------------	-------------	-----------	-------------	-----------

Reserved Appropriations

Controller Reserves

10022889	HS CH Childcare Capital Funds		2,500,000		2,500,000	
Controller Reserves: Total			2,500,000		2,500,000	

Uses of Funds Detail Appropriation

Fund Code	Fund Title	Code	Title	2024-25 Original Budget	2025-26 Proposed Budget	2025-26 Change From 2024-25	2026-27 Proposed Budget	2026-27 Change From 2025-26
--------------	------------	------	-------	----------------------------	-------------------------------	-----------------------------------	-------------------------------	-----------------------------------

Operating

10000	GF Annual Account Ctrl		City Grant Program	53,524,919	39,740,567	(13,784,352)	41,234,719	1,494,152
			Services Of Other Depts	373,790	476,046	102,256	562,076	86,030
10000 Total				53,898,709	40,216,613	(13,682,096)	41,796,795	1,580,182
Operating Total				53,898,709	40,216,613	(13,682,096)	41,796,795	1,580,182

Continuing Projects - Authority Control

10020	GF Continuing Authority Ctrl	17555	State Childcare Reserve	47,710		(47,710)	3,489,486	3,489,486
		17558	HS Infant&toddler Early Learn	1,793,750	1,820,525	26,775	1,846,012	25,487
10020 Total				1,841,460	1,820,525	(20,935)	5,335,498	3,514,973
10570	SR Child Care Capital	16913	Childcare Capital Funds	2,500,000	2,500,000		2,500,000	
10570 Total				2,500,000	2,500,000	0	2,500,000	0
11000	SR CFC ContinuingAuthorityCtrl	16921	CF Prop 10 - Tobacco Tax Fundi	18,302,499	19,415,024	1,112,525	19,847,138	432,114
11000 Total				18,302,499	19,415,024	1,112,525	19,847,138	432,114
11140	SR PEEF Annual Contr-EarlyCare	16923	PEEF	53,788,686	71,322,236	17,533,550	71,482,644	160,408
11140 Total				53,788,686	71,322,236	17,533,550	71,482,644	160,408
11201	SR Comm Rnt GR Tx for OECE	20473	CommRntGRTx-OECE	175,771,543	173,586,387	(2,185,156)	173,925,405	339,018
		21491	Prop C 15% GF baseline	28,100,000	27,660,000	(440,000)	27,720,000	60,000
11201 Total				203,871,543	201,246,387	(2,625,156)	201,645,405	399,018
Continuing Projects - Authority Control Total				280,304,188	296,304,172	15,999,984	300,810,685	4,506,513

Grants Projects

Department: DEC Dept of Early Childhood

Fund Code	Fund Title	Code	Title	2024-25 Original Budget	2025-26 Proposed Budget	2025-26 Change From 2024-25	2026-27 Proposed Budget	2026-27 Change From 2025-26
Grants Projects								
12960	SR Human Welfare-Grants	10040843	DEC QCC Wkfc Pathways FY25	489,249	1,753,598	1,264,349	1,753,598	
		10040845	DEC CLPC Planning Cnl FY25	120,862		(120,862)		
		10040849	CFC FY25 QCC QRIS	290,964	1,289,385	998,421	1,289,385	
		10041940	DEC CLPC Planning Cnl FY26		120,862	120,862	120,862	
12960 Total				901,075	3,163,845	2,262,770	3,163,845	0
Grants Projects Total				901,075	3,163,845	2,262,770	3,163,845	0
Continuing Projects - Project Control								
11030	SR Children&FamiliesGrants Sta	10039533	CFC IMPACT Legacy FY24-FY25	353,534		(353,534)		
		10041938	CFC IMPACT Legacy FY26		1,095,708	1,095,708	1,095,708	
11030 Total				353,534	1,095,708	742,174	1,095,708	0
12920	SR Human Welfare-Grants Sta	10040845	DEC CLPC Planning Cnl FY25	8,735		(8,735)		
		10040847	CFC FY25 CSPP QRIS	1,194,518		(1,194,518)		
		10041940	DEC CLPC Planning Cnl FY26		8,839	8,839	8,943	104
		10041943	DEC CSPP QRIS FY26		1,194,518	1,194,518	1,194,518	
12920 Total				1,203,253	1,203,357	104	1,203,461	104
Continuing Projects - Project Control Total				1,556,787	2,299,065	742,278	2,299,169	104
Total Uses of Funds				336,660,759	341,983,695	5,322,936	348,070,494	6,086,799

Department: DAT District Attorney

	2024-25 Original Budget	2025-26 Proposed Budget	2025-26 Change From 2024-25	2026-27 Proposed Budget	2026-27 Change From 2025-26
<u>Uses Summary</u>					
Salaries	53,586,200	55,857,505	2,271,305	58,121,252	2,263,747
Mandatory Fringe Benefits	17,320,728	18,272,099	951,371	18,947,405	675,306
Non-Personnel Services	4,009,573	3,511,003	(498,570)	2,919,269	(591,734)
City Grant Program	1,079,764	808,063	(271,701)	795,956	(12,107)
Materials & Supplies	152,967	152,967		149,777	(3,190)
Programmatic Projects	3,086,304	3,086,304		3,086,304	
Services Of Other Depts	14,574,712	15,198,963	624,251	15,656,234	457,271
Overhead and Allocations	(223,683)	(210,670)	13,013	(222,559)	(11,889)
Total Uses by Chart of Accounts	93,586,565	96,676,234	3,089,669	99,453,638	2,777,404
<u>Sources Summary</u>					
Intergovernmental: Federal	2,402,990	1,752,265	(650,725)	1,752,265	
Intergovernmental: State	3,915,599	4,173,010	257,411	3,758,438	(414,572)
Charges for Services	706,604	706,604		706,604	
Expenditure Recovery	495,353	488,635	(6,718)	491,743	3,108
Beg Fund Balance - Budget Only	1,900,797	1,900,797		1,900,797	
General Fund Support	84,165,222	87,654,923	3,489,701	90,843,791	3,188,868
Total Sources by Chart of Accounts	93,586,565	96,676,234	3,089,669	99,453,638	2,777,404
<u>Fund Summary</u>					
General Fund	85,717,179	89,170,162	3,452,983	92,382,138	3,211,976
General Services Fund	310,000	310,000		310,000	
Public Protection Fund	7,559,386	7,196,072	(363,314)	6,761,500	(434,572)
Total Uses by Funds	93,586,565	96,676,234	3,089,669	99,453,638	2,777,404
<u>Division Summary</u>					
DAT District Attorney	93,586,565	96,676,234	3,089,669	99,453,638	2,777,404
Total Uses by Division	93,586,565	96,676,234	3,089,669	99,453,638	2,777,404
<u>Uses of Funds Detail Appropriation</u>					

Department: DAT District Attorney

Fund Code	Fund Title	Code	Title	2024-25 Original Budget	2025-26 Proposed Budget	2025-26 Change From 2024-25	2026-27 Proposed Budget	2026-27 Change From 2025-26
Operating								
10000	GF Annual Account Ctrl		Salaries	44,872,988	46,735,224	1,862,236	48,540,813	1,805,589
			Mandatory Fringe Benefits	14,206,907	14,927,499	720,592	15,572,858	645,359
			Non-Personnel Services	1,547,100	1,478,409	(68,691)	1,458,409	(20,000)
			City Grant Program	203,481	205,516	2,035	208,393	2,877
			Materials & Supplies	123,732	123,732		120,542	(3,190)
			Services Of Other Depts	14,574,712	15,198,963	624,251	15,656,234	457,271
			Overhead and Allocations	(203,599)	(203,599)		(203,599)	
10000 Total				75,325,321	78,465,744	3,140,423	81,353,650	2,887,906
Operating Total				75,325,321	78,465,744	3,140,423	81,353,650	2,887,906
Annual Projects - Authority Control								
10010	GF Annual Authority Ctrl	16973	DA Victim Services	165,000	165,000		165,000	
		17300	Ois Oversight	2,921,304	2,921,304		2,921,304	
10010 Total				3,086,304	3,086,304	0	3,086,304	0
Annual Projects - Authority Control Total				3,086,304	3,086,304	0	3,086,304	0
Continuing Projects - Authority Control								
10020	GF Continuing Authority Ctrl	16969	DA Peace Officer Std & Testing	30,000	30,000		30,000	
		16970	DA Child Abduction	1,502,462	1,578,676	76,214	1,645,097	66,421
		16971	DA Career Criminal	1,581,637	1,658,368	76,731	1,733,279	74,911
		16973	DA Victim Services	3,376,846	3,513,987	137,141	3,675,080	161,093
		17406	AS Dist Atty 54% Alloc Real Es	319,256	348,448	29,192	366,985	18,537
10020 Total				6,810,201	7,129,479	319,278	7,450,441	320,962
12470	SR Court Dispute Resolution	10929	CS Community Court Dispute Res	30,000	30,000		30,000	
12470 Total				30,000	30,000	0	30,000	0
12510	SR Dispute Resolution Program	17225	MY Dispute Resolution	280,000	280,000		280,000	
12510 Total				280,000	280,000	0	280,000	0
13500	SR Da-Special Revenue	16976	DA Civil Litigation Fund	80,000	80,000		80,000	
		16977	DA Da Consumer Protection Enfo	1,900,797	1,900,797		1,900,797	
13500 Total				1,980,797	1,980,797	0	1,980,797	0
Continuing Projects - Authority Control Total				9,100,998	9,420,276	319,278	9,741,238	320,962

Department: DAT District Attorney

Fund Code	Fund Title	Code	Title	2024-25 Original Budget	2025-26 Proposed Budget	2025-26 Change From 2024-25	2026-27 Proposed Budget	2026-27 Change From 2025-26
Grants Projects								
13550	SR Public Protection-Grant	10039713	CH FY24-25 Federal JAG Grant	142,048		(142,048)		
		10040776	DA UV Unserved/Underserved Vic	175,000		(175,000)		
		10040778	DA VW Victim/Witness Assistanc	1,591,707		(1,591,707)		
		10040780	DA XC Mass Casualty FY24-25	451,544		(451,544)		
		10040787	DA XE Elder Abuse FY24-25	200,000		(200,000)		
		10040970	CH FY25-26 Federal JAG Grant		109,684	109,684	109,684	
		10041876	DA UV Unserved/Underserved F26		196,906	196,906	196,906	
		10041881	DA VW Victim/Witness Assis.F26		1,385,540	1,385,540	1,385,540	
		10041905	DA XE Elder Abuse FY25-26		217,444	217,444	217,444	
13550 Total				2,560,299	1,909,574	(650,725)	1,909,574	0
13720	SR Public Protection-Grant Sta	10037204	CH FY22-23 SFCOPS Program	398,202		(398,202)		
		10038289	CH FY23-24 SFCOPS Program		434,572	434,572		(434,572)
		10039715	CH FY24-25 SFCOPS Program	459,070		(459,070)		
		10040807	DA Board of Control FY24-25	826,338		(826,338)		
		10040816	DA Criminal Restitution Compac	89,124		(89,124)		
		10040818	DA Auto-FY24-25	316,939		(316,939)		
		10040819	DA Workers' Compensation FY24-	928,617		(928,617)		
		10041004	CH FY25-26 SFCOPS Program		462,662	462,662	462,662	
		10041913	DA Auto-F25-26		318,857	318,857	318,857	
		10041917	DA Workers' Compensation FY26		1,154,149	1,154,149	1,154,149	
		10041920	DA Board of Control FY25-26		843,664	843,664	843,664	
		10041922	DA Criminal Restitution FY26		91,797	91,797	91,797	
13720 Total				3,018,290	3,305,701	287,411	2,871,129	(434,572)
Grants Projects Total				5,578,589	5,215,275	(363,314)	4,780,703	(434,572)
Work Orders/Overhead								
10060	GF Work Order	229313	DAT District Attorney	495,353	488,635	(6,718)	491,743	3,108
10060 Total				495,353	488,635	(6,718)	491,743	3,108
Work Orders/Overhead Total				495,353	488,635	(6,718)	491,743	3,108
Total Uses of Funds				93,586,565	96,676,234	3,089,669	99,453,638	2,777,404



Department: ECN Economic And Workforce Development

	2024-25 Original Budget	2025-26 Proposed Budget	2025-26 Change From 2024-25	2026-27 Proposed Budget	2026-27 Change From 2025-26
<u>Uses Summary</u>					
Salaries	17,448,155	16,655,383	(792,772)	16,972,663	317,280
Mandatory Fringe Benefits	6,123,836	5,870,915	(252,921)	6,054,644	183,729
Non-Personnel Services	1,948,862	1,667,899	(280,963)	2,277,965	610,066
City Grant Program	95,202,575	36,602,284	(58,600,291)	40,613,753	4,011,469
Materials & Supplies	57,299	56,599	(700)	55,244	(1,355)
Programmatic Projects	7,725,290	7,276,508	(448,782)	7,178,578	(97,930)
Services Of Other Depts	12,117,048	15,504,060	3,387,012	13,191,868	(2,312,192)
Total Uses by Chart of Accounts	140,623,065	83,633,648	(56,989,417)	86,344,715	2,711,067
<u>Sources Summary</u>					
Business Taxes	350,000	350,000		350,000	
Other Local Taxes	1,000,000	2,000,000	1,000,000	2,000,000	
Intergovernmental: Federal	6,683,073	6,171,757	(511,316)	6,020,626	(151,131)
Intergovernmental: Other	251,600	248,600	(3,000)	248,600	
Intergovernmental: State	820,000	570,000	(250,000)	570,000	
Charges for Services	620,000	645,000	25,000	670,000	25,000
Fines, Forfeiture, & Penalties		20,000	20,000	20,000	
Rents & Concessions	300,000	300,000		300,000	
Other Revenues	13,951,851	14,519,842	567,991	14,028,202	(491,640)
Expenditure Recovery	18,888,440	4,759,732	(14,128,708)	4,759,732	
IntraFund Transfers In	58,785		(58,785)		
Transfers In				600,000	600,000
Beg Fund Balance - Budget Only		1,666,899	1,666,899		(1,666,899)
General Fund Support	97,699,316	52,381,818	(45,317,498)	56,777,555	4,395,737
Total Sources by Chart of Accounts	140,623,065	83,633,648	(56,989,417)	86,344,715	2,711,067
<u>Fund Summary</u>					
Culture and Recreation Fund	900,000	925,000	25,000	1,550,000	625,000
Community / Neighborhood Dev	8,468,073	10,873,656	2,405,583	8,555,626	(2,318,030)
General Fund	131,254,992	71,834,992	(59,420,000)	76,239,089	4,404,097
Total Uses by Funds	140,623,065	83,633,648	(56,989,417)	86,344,715	2,711,067

Department: ECN Economic And Workforce Development

		2024-25 Original Budget	2025-26 Proposed Budget	2025-26 Change From 2024-25	2026-27 Proposed Budget	2026-27 Change From 2025-26
<b><u>Division Summary</u></b>						
ECN Workforce Development		46,111,371	35,106,895	(11,004,476)	37,959,923	2,853,028
ECN Economic Development		74,560,290	28,435,153	(46,125,137)	27,912,238	(522,915)
ECN Office of Small Business		3,778,252	3,901,730	123,478	4,230,732	329,002
ECN Film Commission		900,000	925,000	25,000	1,550,000	625,000
ECN Real Estate Development		15,234,708	14,764,870	(469,838)	14,749,281	(15,589)
ECN Economic and Workforce Dev		38,444	500,000	461,556	(57,459)	(557,459)
<b>Total Uses by Division</b>		<b>140,623,065</b>	<b>83,633,648</b>	<b>(56,989,417)</b>	<b>86,344,715</b>	<b>2,711,067</b>

**Uses of Funds Detail Appropriation**

Fund Code	Fund Title	Code	Title	2024-25 Original Budget	2025-26 Proposed Budget	2025-26 Change From 2024-25	2026-27 Proposed Budget	2026-27 Change From 2025-26
<b>Operating</b>								
10000	GF Annual Account Ctrl		Salaries	3,676,472	3,750,162	73,690	3,851,196	101,034
			Mandatory Fringe Benefits	1,330,092	1,358,038	27,946	1,409,247	51,209
			Non-Personnel Services	300,750	334,875	34,125	334,875	
			Materials & Supplies	15,318	15,318		15,318	
			Services Of Other Depts	632,673	810,083	177,410	851,152	41,069
			Overhead and Allocations	(4,045,395)	(4,348,293)	(302,898)	(4,528,628)	(180,335)
<b>10000 Total</b>				<b>1,909,910</b>	<b>1,920,183</b>	<b>10,273</b>	<b>1,933,160</b>	<b>12,977</b>
<b>Operating Total</b>				<b>1,909,910</b>	<b>1,920,183</b>	<b>10,273</b>	<b>1,933,160</b>	<b>12,977</b>
<b>Annual Projects - Authority Control</b>								
10010	GF Annual Authority Ctrl	16652	EW Economic Development Projec	54,631,627	22,140,834	(32,490,793)	22,563,597	422,763
		16658	EW Public-private Development	15,429,055	14,959,217	(469,838)	14,943,628	(15,589)
		16663	EW Workforce Development	19,986,794	18,656,905	(1,329,889)	21,800,872	3,143,967
		20324	Sugar-Sweetened Beverages Tax	153,750	155,288	1,538	157,462	2,174
<b>10010 Total</b>				<b>90,201,226</b>	<b>55,912,244</b>	<b>(34,288,982)</b>	<b>59,465,559</b>	<b>3,553,315</b>
<b>Annual Projects - Authority Control Total</b>				<b>90,201,226</b>	<b>55,912,244</b>	<b>(34,288,982)</b>	<b>59,465,559</b>	<b>3,553,315</b>
<b>Continuing Projects - Authority Control</b>								
10020	GF Continuing Authority Ctrl	16648	EW City Economic Development P	30,000	30,000		30,000	

Department: ECN Economic And Workforce Development

Fund Code	Fund Title	Code	Title	2024-25 Original Budget	2025-26 Proposed Budget	2025-26 Change From 2024-25	2026-27 Proposed Budget	2026-27 Change From 2025-26
Continuing Projects - Authority Control								
		16652	EW Economic Development Projec	15,000,000		(15,000,000)		
		16656	EW Disability Access And Educa	350,629	350,000	(629)	350,000	
		16657	EW City Economic Development P	6,242,225	671,127	(5,571,098)	1,453,897	782,770
		16660	EW Local Hire Enforcement (ord		93,175	93,175	20,000	(73,175)
		20990	Opportunities for All	3,750,000	3,490,000	(260,000)	3,546,560	56,560
		21748	Reinvestment Initiatives	13,084,671	8,517,814	(4,566,857)	8,339,388	(178,426)
		22841	EW Legacy Biz Assistance Prog	476,331	640,449	164,118	890,525	250,076
10020 Total				38,933,856	13,792,565	(25,141,291)	14,630,370	837,805
11890	SR Mobed-Film Prod Sp	16523	AD Film Rebate Program				600,000	600,000
		16654	EW Film Services	900,000	925,000	25,000	950,000	25,000
11890 Total				900,000	925,000	25,000	1,550,000	625,000
Continuing Projects - Authority Control Total				39,833,856	14,717,565	(25,116,291)	16,180,370	1,462,805
Grants Projects								
10680	SR Neighborhood Dev-Grants Sta	10040824	SBDC TAEP 10/2024-9/2025	155,000		(155,000)		
		10040825	SBDC CIP 10/2024-9/2025	65,000		(65,000)		
		10040829	UCSF CPHP Yr 24/25	450,000		(450,000)		
		10040836	UCSF CCOP Program Year 24/25	150,000		(150,000)		
		10041970	UCSF CPHP Yr 25/26		350,000	350,000	350,000	
		10041972	SBDC TAEP 10/2025-9/2026		155,000	155,000	155,000	
		10041973	SBDC CIP 10/2025-9/2026		65,000	65,000	65,000	
10680 Total				820,000	570,000	(250,000)	570,000	0
10690	SR Neighborhood Dev-Grants Oth	10000458	EW Mission Bay-First Src Yr14		500,000	500,000		(500,000)
10690 Total				0	500,000	500,000	0	(500,000)
10770	SR Neighborhood Dev-Grants	10039351	WIOA PY 24-Adult A4	179,131		(179,131)		
		10039352	WIOA PY 24-Youth A4	213,554		(213,554)		
		10039353	WIOA PY 24-DW A4	313,635		(313,635)		
		10039354	WIOA PY 23/24-RR A4	107,258		(107,258)		
		10040822	SBDC SBA CY2025	190,000		(190,000)		
		10040831	WIOA PY 25-Adult A5	1,496,953		(1,496,953)		
		10040832	WIOA PY 25 Youth A5	1,422,937		(1,422,937)		

Department: ECN Economic And Workforce Development

Fund Code	Fund Title	Code	Title	2024-25 Original Budget	2025-26 Proposed Budget	2025-26 Change From 2024-25	2026-27 Proposed Budget	2026-27 Change From 2025-26
Grants Projects								
		10040833	WIOA PY 25-DW A5	1,913,570		(1,913,570)		
		10040834	WIOA PY 24/25-RR A5	811,035	151,131	(659,904)		(151,131)
		10041963	WIOA PY 26-Adult A6		1,496,953	1,496,953	1,496,953	
		10041965	WIOA PY 26-Youth A6		1,422,937	1,422,937	1,422,937	
		10041966	WIOA PY 26-DW A6		1,913,570	1,913,570	1,913,570	
		10041967	WIOA PY 25/26-RR A6		962,166	962,166	962,166	
		10041971	SBDC SBA CY2026		190,000	190,000	190,000	
10770	Total			6,648,073	6,136,757	(511,316)	5,985,626	(151,131)
Grants Projects Total				7,468,073	7,206,757	(261,316)	6,555,626	(651,131)
Work Orders/Overhead								
10060	GF Work Order	207766	ECN Workforce Development	210,000	210,000		210,000	
10060	Total			210,000	210,000	0	210,000	0
Work Orders/Overhead Total				210,000	210,000	0	210,000	0
Continuing Projects - Project Control								
10855	SR Small Business Assistance	10037562	EW Small Biz Support Fund	1,000,000	3,666,899	2,666,899	2,000,000	(1,666,899)
10855	Total			1,000,000	3,666,899	2,666,899	2,000,000	(1,666,899)
Continuing Projects - Project Control Total				1,000,000	3,666,899	2,666,899	2,000,000	(1,666,899)
Total Uses of Funds				140,623,065	83,633,648	(56,989,417)	86,344,715	2,711,067

Department: REG Elections

		2024-25 Original Budget	2025-26 Proposed Budget	2025-26 Change From 2024-25	2026-27 Proposed Budget	2026-27 Change From 2025-26
<u>Uses Summary</u>						
Salaries		8,143,747	7,392,532	(751,215)	7,556,288	163,756
Mandatory Fringe Benefits		1,932,673	1,927,670	(5,003)	2,013,921	86,251
Non-Personnel Services		13,293,326	11,330,131	(1,963,195)	12,299,764	969,633
City Grant Program		140,000		(140,000)		
Materials & Supplies		315,425	349,866	34,441	341,119	(8,747)
Services Of Other Depts		1,846,964	1,859,199	12,235	1,899,274	40,075
Total Uses by Chart of Accounts		25,672,135	22,859,398	(2,812,737)	24,110,366	1,250,968

Sources Summary

Charges for Services	898,909	309,748	(589,161)	823,191	513,443
Expenditure Recovery	210,000	200,000	(10,000)	100,000	(100,000)
General Fund Support	24,563,226	22,349,650	(2,213,576)	23,187,175	837,525
Total Sources by Chart of Accounts	25,672,135	22,859,398	(2,812,737)	24,110,366	1,250,968

Fund Summary

General Fund	25,672,135	22,859,398	(2,812,737)	24,110,366	1,250,968
Total Uses by Funds	25,672,135	22,859,398	(2,812,737)	24,110,366	1,250,968

Division Summary

REG Elections Services	25,594,886	22,780,886	(2,814,000)	24,028,604	1,247,718
REG Elections-Commission	77,249	78,512	1,263	81,762	3,250
Total Uses by Division	25,672,135	22,859,398	(2,812,737)	24,110,366	1,250,968

Uses of Funds Detail Appropriation

Fund Code	Fund Title	Title	Code	2024-25 Original Budget	2025-26 Proposed Budget	2025-26 Change From 2024-25	2026-27 Proposed Budget	2026-27 Change From 2025-26
<b>Operating</b>								
10000	GF Annual Account Ctrl	Salaries		8,143,747	7,392,532	(751,215)	7,556,288	163,756
		Mandatory Fringe Benefits		1,932,673	1,927,670	(5,003)	2,013,921	86,251
		Non-Personnel Services		13,293,326	11,330,131	(1,963,195)	12,299,764	969,633
		City Grant Program		140,000		(140,000)		

Department: REG Elections

Fund Code	Fund Title	Code	Title	2024-25 Original Budget	2025-26 Proposed Budget	2025-26 Change From 2024-25	2026-27 Proposed Budget	2026-27 Change From 2025-26
Operating								
			Materials & Supplies	315,425	349,866	34,441	341,119	(8,747)
			Services Of Other Depts	1,846,964	1,859,199	12,235	1,899,274	40,075
10000	Total			25,672,135	22,859,398	(2,812,737)	24,110,366	1,250,968
	Operating Total			25,672,135	22,859,398	(2,812,737)	24,110,366	1,250,968
	Total Uses of Funds			25,672,135	22,859,398	(2,812,737)	24,110,366	1,250,968

Department: DEM Emergency Management

	2024-25 Original Budget	2025-26 Proposed Budget	2025-26 Change From 2024-25	2026-27 Proposed Budget	2026-27 Change From 2025-26
<u>Uses Summary</u>					
Salaries	55,801,686	58,271,951	2,470,265	60,465,647	2,193,696
Mandatory Fringe Benefits	17,179,859	18,108,448	928,589	19,230,902	1,122,454
Non-Personnel Services	36,320,893	33,856,095	(2,464,798)	33,661,639	(194,456)
Capital Outlay	2,122,680	5,150,000	3,027,320		(5,150,000)
Debt Service	3,963,872	3,739,872	(224,000)	1,875,436	(1,864,436)
Materials & Supplies	3,025,173	2,302,428	(722,745)	2,300,355	(2,073)
Programmatic Projects	12,684,197	9,243,276	(3,440,921)	15,852,170	6,608,894
Services Of Other Depts	9,524,975	30,539,016	21,014,041	28,715,327	(1,823,689)
Total Uses by Chart of Accounts	140,623,335	161,211,086	20,587,751	162,101,476	890,390
<u>Sources Summary</u>					
Intergovernmental: Federal	41,957,326	39,024,954	(2,932,372)	39,132,955	108,001
Charges for Services	1,305,883	1,372,248	66,365	1,433,625	61,377
Expenditure Recovery	1,183,938	17,183,938	16,000,000	1,183,938	(16,000,000)
General Fund Support	96,176,188	103,629,946	7,453,758	120,350,958	16,721,012
Total Sources by Chart of Accounts	140,623,335	161,211,086	20,587,751	162,101,476	890,390
<u>Fund Summary</u>					
General Fund	98,666,009	122,186,132	23,520,123	122,968,521	782,389
Public Protection Fund	41,957,326	39,024,954	(2,932,372)	39,132,955	108,001
Total Uses by Funds	140,623,335	161,211,086	20,587,751	162,101,476	890,390
<u>Division Summary</u>					
DEM Administration	41,438,581	61,693,149	20,254,568	59,662,607	(2,030,542)
DEM Emergency Communications	51,900,279	55,557,078	3,656,799	58,269,214	2,712,136
DEM Emergency Services	7,001,831	5,667,915	(1,333,916)	5,863,376	195,461
DEM Homeland Security Grants	40,282,644	38,292,944	(1,989,700)	38,306,279	13,335
Total Uses by Division	140,623,335	161,211,086	20,587,751	162,101,476	890,390
<u>Uses of Funds Detail Appropriation</u>					

Department: DEM Emergency Management

Fund Code	Fund Title	Code	Title	2024-25 Original Budget	2025-26 Proposed Budget	2025-26 Change From 2024-25	2026-27 Proposed Budget	2026-27 Change From 2025-26
Operating								
10000	GF Annual Account Ctrl		Salaries	49,848,589	52,529,398	2,680,809	54,520,441	1,991,043
			Mandatory Fringe Benefits	15,062,772	16,036,382	973,610	17,060,227	1,023,845
			Non-Personnel Services	2,146,058	1,638,278	(507,780)	1,638,278	
			Materials & Supplies	398,758	374,963	(23,795)	365,589	(9,374)
			Services Of Other Depts	9,338,108	9,657,457	319,349	9,903,768	246,311
10000 Total				76,794,285	80,236,478	3,442,193	83,488,303	3,251,825
Operating Total				76,794,285	80,236,478	3,442,193	83,488,303	3,251,825
Continuing Projects - Authority Control								
10020	GF Continuing Authority Ctrl	19507	EM Public Safety Radio Syst &	6,499,337	6,275,337	(224,000)	4,410,901	(1,864,436)
		22832	DEM 1011 Turk Capital Projects	2,122,680		(2,122,680)		
		22839	EM DEM Coordinated St Response	3,000,000	23,700,000	20,700,000	21,630,000	(2,070,000)
		23036	Data Center Cooling & HVAC		2,650,000	2,650,000		(2,650,000)
		23037	UPS Replace&Transformer Reloc		2,500,000	2,500,000		(2,500,000)
		80044	DEM CAD Replacement- Scoping	10,025,390	6,600,000	(3,425,390)	13,215,000	6,615,000
10020 Total				21,647,407	41,725,337	20,077,930	39,255,901	(2,469,436)
Continuing Projects - Authority Control Total				21,647,407	41,725,337	20,077,930	39,255,901	(2,469,436)

Grants Projects

13560	SR Homeland Security	10036934	FY22 UASI Grant	176,099		(176,099)		
		10038156	FY24 STC Grant	4,000,000		(4,000,000)		
		10038372	FY23 TVTP Grant	1,000,000		(1,000,000)		
		10039577	FY24 UASI Grant	34,000,000		(34,000,000)		
		10039579	FY24 RCPGP Grant	1,500,000		(1,500,000)		
		10039825	FY25 UASI Grant		32,732,010	32,732,010	826,676	(31,905,334)
		10039826	FY25 STC Grant		2,000,000	2,000,000		(2,000,000)
		10039827	FY25 RCPGP Grant		3,000,000	3,000,000		(3,000,000)
		10040842	FY24 EMPG	315,879		(315,879)		
		10040846	FY25 EMPG		327,596	327,596	340,931	13,335
		10040848	FY24 SHSGP	965,348		(965,348)		
		10040850	FY25 SHSGP		965,348	965,348	965,348	



Department: DEM Emergency Management

Fund Code	Fund Title	Code	Title	2024-25 Original Budget	2025-26 Proposed Budget	2025-26 Change From 2024-25	2026-27 Proposed Budget	2026-27 Change From 2025-26
Grants Projects								
		10042287	FY26 UASI Grant				32,000,000	32,000,000
		10042288	FY26 STC Grant				2,000,000	2,000,000
		10042289	FY26 RCPGP Grant				3,000,000	3,000,000
13560	Total			41,957,326	39,024,954	(2,932,372)	39,132,955	108,001
Grants Projects Total				41,957,326	39,024,954	(2,932,372)	39,132,955	108,001
Work Orders/Overhead								
10060	GF Work Order	229985	DEM Administration	224,317	224,317		224,317	
10060	Total			224,317	224,317	0	224,317	0
Work Orders/Overhead Total				224,317	224,317	0	224,317	0
Total Uses of Funds				140,623,335	161,211,086	20,587,751	162,101,476	890,390

Department: ENV Environment

	2024-25 Original Budget	2025-26 Proposed Budget	2025-26 Change From 2024-25	2026-27 Proposed Budget	2026-27 Change From 2025-26
<u>Uses Summary</u>					
Salaries	11,628,631	12,401,012	772,381	13,002,459	601,447
Mandatory Fringe Benefits	4,504,881	4,950,556	445,675	5,300,241	349,685
Non-Personnel Services	15,964,811	11,520,037	(4,444,774)	11,672,850	152,813
City Grant Program	2,182,854	1,313,096	(869,758)	1,311,516	(1,580)
Materials & Supplies	249,508	670,043	420,535	228,280	(441,763)
Programmatic Projects	3,012,261	1,069,481	(1,942,780)	1,069,171	(310)
Services Of Other Depts	5,239,678	5,779,401	539,723	5,719,909	(59,492)
Overhead and Allocations	2,926,165	3,183,764	257,599	2,755,059	(428,705)
Intrafund Transfers Out	5,048,014	4,487,256	(560,758)	4,786,449	299,193
Transfer Adjustment - Uses	(5,048,014)	(4,487,256)	560,758	(4,786,449)	(299,193)
<b>Total Uses by Chart of Accounts</b>	<b>45,708,789</b>	<b>40,887,390</b>	<b>(4,821,399)</b>	<b>41,059,485</b>	<b>172,095</b>

Sources Summary

Intergovernmental: Federal	2,596,610	400,000	(2,196,610)		(400,000)
Intergovernmental: State	14,777,281	9,920,146	(4,857,135)	9,975,803	55,657
Charges for Services	16,938,810	19,979,244	3,040,434	21,132,458	1,153,214
Rents & Concessions	106,832	80,268	(26,564)	82,674	2,406
Other Revenues	2,995,651	3,370,560	374,909	3,830,554	459,994
Expenditure Recovery	5,310,126	6,113,696	803,570	5,437,324	(676,372)
IntraFund Transfers In	5,048,014	4,487,256	(560,758)	4,786,449	299,193
Beg Fund Balance - Budget Only	1,474,932	118,643	(1,356,289)		(118,643)
Transfer Adjustment-Source	(5,048,014)	(4,487,256)	560,758	(4,786,449)	(299,193)
General Fund Support	1,508,547	904,833	(603,714)	600,672	(304,161)
<b>Total Sources by Chart of Accounts</b>	<b>45,708,789</b>	<b>40,887,390</b>	<b>(4,821,399)</b>	<b>41,059,485</b>	<b>172,095</b>

Fund Summary

Environmental Protection Fund	26,538,856	21,068,947	(5,469,909)	20,430,854	(638,093)
General Fund	1,508,547	904,833	(603,714)	600,672	(304,161)
Public Wks Trans and Commerce	17,661,386	18,913,610	1,252,224	20,027,959	1,114,349
<b>Total Uses by Funds</b>	<b>45,708,789</b>	<b>40,887,390</b>	<b>(4,821,399)</b>	<b>41,059,485</b>	<b>172,095</b>

Department: ENV Environment

		2024-25 Original Budget	2025-26 Proposed Budget	2025-26 Change From 2024-25	2026-27 Proposed Budget	2026-27 Change From 2025-26
ENV Environment		45,708,789	40,887,390	(4,821,399)	41,059,485	172,095
Total Uses by Division		45,708,789	40,887,390	(4,821,399)	41,059,485	172,095

Division Summary

Uses of Funds Detail Appropriation

Fund Code	Fund Title	Code	Title	2024-25 Original Budget	2025-26 Proposed Budget	2025-26 Change From 2024-25	2026-27 Proposed Budget	2026-27 Change From 2025-26
Operating								
12200	SR Env-Operating-Non-Project		Salaries	2,541,801	2,572,868	31,067	2,744,573	171,705
			Mandatory Fringe Benefits	1,010,463	1,167,257	156,794	1,258,618	91,361
			Non-Personnel Services	496,301	650,262	153,961	665,346	15,084
			City Grant Program	40,000	50,000	10,000	50,000	
			Materials & Supplies	74,382	94,968	20,586	75,429	(19,539)
			Services Of Other Depts	558,013	883,916	325,903	906,727	22,811
			Overhead and Allocations	359,395	800,148	440,753	191,282	(608,866)
			Intrafund Transfers Out	349,740		(349,740)		
			Transfer Adjustment - Uses	(349,740)		349,740		
12200 Total				5,080,355	6,219,419	1,139,064	5,891,975	(327,444)
13850	SR Cigarette Litter Abatement		Services Of Other Depts	3,500,000	3,300,000	(200,000)	3,200,000	(100,000)
13850 Total				3,500,000	3,300,000	(200,000)	3,200,000	(100,000)
13990	SR Solid Waste Non-Project		Salaries	4,699,831	5,498,334	798,503	6,102,246	603,912
			Mandatory Fringe Benefits	1,987,982	2,409,519	421,537	2,708,103	298,584
			Non-Personnel Services	1,363,732	1,223,455	(140,277)	1,244,468	21,013
			City Grant Program	457,500	397,500	(60,000)	397,500	
			Materials & Supplies	118,393	129,367	10,974	107,143	(22,224)
			Services Of Other Depts	835,674	1,244,645	408,971	1,258,516	13,871
			Overhead and Allocations		223,534	223,534	223,534	
			Intrafund Transfers Out	4,698,274	4,487,256	(211,018)	4,786,449	299,193
			Transfer Adjustment - Uses	(4,698,274)	(4,487,256)	211,018	(4,786,449)	(299,193)
13990 Total				9,463,112	11,126,354	1,663,242	12,041,510	915,156

Department: ENV Environment

Fund Code	Fund Title	Code	Title	2024-25 Original Budget	2025-26 Proposed Budget	2025-26 Change From 2024-25	2026-27 Proposed Budget	2026-27 Change From 2025-26
Operating								
Operating Total				18,043,467	20,645,773	2,602,306	21,133,485	487,712
Annual Projects - Authority Control								
10010	GF Annual Authority Ctrl	22720	Building Decarb with CE Hub	370,878		(370,878)		
		22721	Healthier Cleaner Quieter Comm	100,000		(100,000)		
		22722	Climate Action Plan (CAP)	1,037,669	904,833	(132,836)	600,672	(304,161)
10010 Total				1,508,547	904,833	(603,714)	600,672	(304,161)
Annual Projects - Authority Control Total				1,508,547	904,833	(603,714)	600,672	(304,161)
Continuing Projects - Authority Control								
12210	SR Env-Continuing Projects	19256	WB Air Travel Carbon Offset Pr	150,000	149,976	(24)	150,000	24
		19366	WA Safe Drug Disposal Ordinanc	130,000	154,066	24,066	151,400	(2,666)
		21177	HC Lead Paint Settlement		1,280,735	1,280,735	1,289,200	8,465
		22131	Construction & Demolition Ord	926,396	995,402	69,006	1,023,273	27,871
		22723	Impound Account Nexus SR Swap	2,528,474	1,949,203	(579,271)	1,949,203	
		22724	Buildings UP - SF HIPE	800,000	400,000	(400,000)		(400,000)
		22802	1455 ENV Emerging Needs inc OH	349,740		(349,740)		
12210 Total				4,884,610	4,929,382	44,772	4,563,076	(366,306)
14000	SR Solid Waste Projects	15740	EV Environment Now Program	3,208,103	3,725,096	516,993	3,890,866	165,770
		22739	Landfill Contract Admin	276,730	284,834	8,104	293,257	8,423
		22802	1455 ENV Emerging Needs inc OH	503,286		(503,286)		
		22975	Refuse Rate Years 2025-2028		477,326	477,326	602,326	125,000
		80565	MS 10041365 Hope SF Potrero B	710,155		(710,155)		
14000 Total				4,698,274	4,487,256	(211,018)	4,786,449	299,193
Continuing Projects - Authority Control Total				9,582,884	9,416,638	(166,246)	9,349,525	(67,113)
Grants Projects								
12230	SR Grants; ENV Continuing	10039613	BayRen Grant 2024-2027	8,631,769	9,374,551	742,782	9,430,540	55,989
		10041093	Used Oil OPP 15 FY25	111,517		(111,517)		
		10041095	EV Clean Cities FY25	110,000		(110,000)		
		10041097	SWMP Outreach FY24 Award	209,420		(209,420)		
		10041098	SWMP Outreach FY25 Award	215,000		(215,000)		

Department: ENV Environment

Fund Code	Fund Title	Code	Title	2024-25 Original Budget	2025-26 Proposed Budget	2025-26 Change From 2024-25	2026-27 Proposed Budget	2026-27 Change From 2025-26
Grants Projects								
10041099	Emergency Ride Home Grant FY25			125,000		(125,000)		
10041101	SB-1383 Food Recovery Grant			2,161,403		(2,161,403)		
10041102	EPA G2G Grant			1,000,000		(1,000,000)		
10041103	DOE EE Block Grant			796,610		(796,610)		
10041104	CEC EE Load & Storage			3,213,172		(3,213,172)		
10042345	Used Oil OPP 16 FY 2026				111,517	111,517		(111,517)
10042346	Used Oil OPP 17 FY 2027						111,517	111,517
10042347	EV Clean Cities FY 2026				110,000	110,000	110,000	
10042349	SWMP Outreach FY 2026 Award				209,744	209,744		(209,744)
10042350	SWMP Outreach FY 2027 Award						206,989	206,989
10042351	Emergency Ride Home Grant FY26				114,334	114,334	116,757	2,423
12230 Total				16,573,891	9,920,146	(6,653,745)	9,975,803	55,657
Grants Projects Total				16,573,891	9,920,146	(6,653,745)	9,975,803	55,657
Total Uses of Funds				45,708,789	40,887,390	(4,821,399)	41,059,485	172,095

Department: ETH Ethics Commission

		2024-25 Original Budget	2025-26 Proposed Budget	2025-26 Change From 2024-25	2026-27 Proposed Budget	2026-27 Change From 2025-26
<u>Uses Summary</u>						
Salaries		4,282,713	4,088,746	(193,967)	4,131,356	42,610
Mandatory Fringe Benefits		1,503,794	1,433,128	(70,666)	1,457,287	24,159
Non-Personnel Services		277,384	149,559	(127,825)	232,663	83,104
Materials & Supplies		26,617	23,767	(2,850)	25,952	2,185
Programmatic Projects		7,525,700	26,400	(7,499,300)	2,231,160	2,204,760
Services Of Other Depts		668,924	760,872	91,948	780,322	19,450
Total Uses by Chart of Accounts		14,285,132	6,482,472	(7,802,660)	8,858,740	2,376,268

Sources Summary

Charges for Services		2,450	2,450		2,450	
Fines, Forfeiture, & Penalties		62,750	62,750		62,750	
Licenses, Permits, & Franchises		92,000	92,000		92,000	
General Fund Support		14,127,932	6,325,272	(7,802,660)	8,701,540	2,376,268
Total Sources by Chart of Accounts		14,285,132	6,482,472	(7,802,660)	8,858,740	2,376,268

Fund Summary

General Fund		14,285,132	6,482,472	(7,802,660)	8,858,740	2,376,268
Total Uses by Funds		14,285,132	6,482,472	(7,802,660)	8,858,740	2,376,268

Division Summary

ETH Ethics Commission		14,285,132	6,482,472	(7,802,660)	8,858,740	2,376,268
Total Uses by Division		14,285,132	6,482,472	(7,802,660)	8,858,740	2,376,268

Uses of Funds Detail Appropriation

Fund Code	Fund Title	Code	Title	2024-25 Original Budget	2025-26 Proposed Budget	2025-26 Change From 2024-25	2026-27 Proposed Budget	2026-27 Change From 2025-26
<b>Operating</b>								
10000	GF Annual Account Ctrl		Salaries	4,282,713	4,088,746	(193,967)	4,131,356	42,610
			Mandatory Fringe Benefits	1,503,794	1,433,128	(70,666)	1,457,287	24,159
			Non-Personnel Services	277,384	149,559	(127,825)	232,663	83,104
			Materials & Supplies	26,617	23,767	(2,850)	25,952	2,185

Department: ETH Ethics Commission

Fund Code	Fund Title	Code	Title	2024-25 Original Budget	2025-26 Proposed Budget	2025-26 Change From 2024-25	2026-27 Proposed Budget	2026-27 Change From 2025-26
Operating								
			Services Of Other Depts	668,924	760,872	91,948	780,322	19,450
10000	Total			6,759,432	6,456,072	(303,360)	6,627,580	171,508
	Operating Total			6,759,432	6,456,072	(303,360)	6,627,580	171,508
Continuing Projects - Authority Control								
10020	GF Continuing Authority Ctrl	16984	EC Public Financing Of Electio	7,500,000		(7,500,000)	2,231,160	2,231,160
		22805	Proposition D March 2024	25,700	26,400	700		(26,400)
10020	Total			7,525,700	26,400	(7,499,300)	2,231,160	2,204,760
	Continuing Projects - Authority Control Total			7,525,700	26,400	(7,499,300)	2,231,160	2,204,760
	Total Uses of Funds			14,285,132	6,482,472	(7,802,660)	8,858,740	2,376,268

Department: FAM Fine Arts Museum

		2024-25 Original Budget	2025-26 Proposed Budget	2025-26 Change From 2024-25	2026-27 Proposed Budget	2026-27 Change From 2025-26
<u>Uses Summary</u>						
Salaries		11,177,196	11,141,076	(36,120)	11,666,268	525,192
Mandatory Fringe Benefits		4,639,491	4,628,297	(11,194)	4,877,546	249,249
Non-Personnel Services		733,134	647,557	(85,577)	627,278	(20,279)
Capital Outlay		1,836,802	2,058,917	222,115	1,798,113	(260,804)
Materials & Supplies		60,990	62,650	1,660	61,139	(1,511)
Services Of Other Depts		5,304,188	5,670,499	366,311	6,168,113	497,614
Overhead and Allocations		37,774	39,274	1,500	39,274	
Total Uses by Chart of Accounts		23,789,575	24,248,270	458,695	25,237,731	989,461
<u>Sources Summary</u>						
Charges for Services		1,196,375	1,219,750	23,375	1,256,343	36,593
Expenditure Recovery		179,000	179,000		179,000	
Beg Fund Balance - Budget Only		75,194		(75,194)		
General Fund Support		22,339,006	22,849,520	510,514	23,802,388	952,868
Total Sources by Chart of Accounts		23,789,575	24,248,270	458,695	25,237,731	989,461
<u>Fund Summary</u>						
Culture and Recreation Fund		1,196,375	1,219,750	23,375	1,256,343	36,593
General Fund		22,518,006	23,028,520	510,514	23,981,388	952,868
Gift and Other Exp Trust Fund		75,194		(75,194)		
Total Uses by Funds		23,789,575	24,248,270	458,695	25,237,731	989,461
<u>Division Summary</u>						
FAM Fine Arts Museum		23,789,575	24,248,270	458,695	25,237,731	989,461
Total Uses by Division		23,789,575	24,248,270	458,695	25,237,731	989,461

Uses of Funds Detail Appropriation

Fund Code	Fund Title	Code	Title	2024-25 Original Budget	2025-26 Proposed Budget	2025-26 Change From 2024-25	2026-27 Proposed Budget	2026-27 Change From 2025-26
<b>Operating</b>								
10000	GF Annual Account Ctrl		Salaries	10,461,750	10,403,914	(57,836)	10,905,062	501,148



Department: FAM Fine Arts Museum

Fund Code	Fund Title	Code	Title	2024-25 Original Budget	2025-26 Proposed Budget	2025-26 Change From 2024-25	2026-27 Proposed Budget	2026-27 Change From 2025-26
Operating								
10000	Total		Mandatory Fringe Benefits	4,237,409	4,210,884	(26,525)	4,437,305	226,421
			Non-Personnel Services	619,117	623,906	4,789	613,906	(10,000)
			Materials & Supplies	58,740	60,400	1,660	58,889	(1,511)
			Services Of Other Depts	5,304,188	5,670,499	366,311	6,168,113	497,614
10000 Total				20,681,204	20,969,603	288,399	22,183,275	1,213,672
Operating Total				20,681,204	20,969,603	288,399	22,183,275	1,213,672
Annual Projects - Authority Control								
10010	GF Annual Authority Ctrl	15774	Fam Facility Maintenance	270,397	283,917	13,520	298,113	14,196
10010 Total				270,397	283,917	13,520	298,113	14,196
Annual Projects - Authority Control Total				270,397	283,917	13,520	298,113	14,196
Continuing Projects - Authority Control								
10020	GF Continuing Authority Ctrl	21213	de Young Fire Doors		200,000	200,000	150,000	(50,000)
		21229	de Young Chiller 1 & 2 Compnts	100,000	200,000	100,000	200,000	
		21230	de YoungCoolingTowerSandFilter	200,000	200,000		200,000	
		22526	Legion Chillers	371,000		(371,000)		
		22528	DY Fire Alarm System Replace	125,000	250,000	125,000	125,000	(125,000)
		22823	dY BMS Replacement	300,000	250,000	(50,000)		(250,000)
		22824	LH BMS Replacement	220,405	150,000	(70,405)		(150,000)
		22825	LH Boiler Refurbish	125,000	100,000	(25,000)	300,000	200,000
		22826	LH Fire Alarm System replcemnt	125,000	125,000		125,000	
		23040	LH-Elevator Door Modernization		300,000	300,000		
	LH Waterproof Skylights				100,000	100,000		
10020 Total				1,566,405	1,775,000	208,595	1,500,000	(275,000)
11940	SR Museums Admission	17041	FA Fine Arts Operating Rev-exp	1,196,375	1,219,750	23,375	1,256,343	36,593
11940 Total				1,196,375	1,219,750	23,375	1,256,343	36,593
Continuing Projects - Authority Control Total				2,762,780	2,994,750	231,970	2,756,343	(238,407)
Grants Projects								
14820	SR ETF-Gift	10000506	FA Fine Arts Museum-Unallocate	75,194		(75,194)		
14820 Total				75,194	0	(75,194)	0	0

Department: FAM Fine Arts Museum

Fund Code	Fund Title	Code	Title	2024-25 Original Budget	2025-26 Proposed Budget	2025-26 Change From 2024-25	2026-27 Proposed Budget	2026-27 Change From 2025-26
Grants Projects								
Grants Projects Total				75,194	0	(75,194)	0	0
Total Uses of Funds				23,789,575	24,248,270	458,695	25,237,731	989,461

Department: FIR Fire Department

	2024-25 Original Budget	2025-26 Proposed Budget	2025-26 Change From 2024-25	2026-27 Proposed Budget	2026-27 Change From 2025-26
<u>Uses Summary</u>					
Salaries	377,149,484	391,296,145	14,146,661	398,395,812	7,099,667
Mandatory Fringe Benefits	95,362,277	101,808,063	6,445,786	107,163,171	5,355,108
Non-Personnel Services	3,364,719	2,963,890	(400,829)	2,772,925	(190,965)
Capital Outlay	5,484,914	6,923,351	1,438,437	2,997,367	(3,925,984)
Materials & Supplies	8,884,026	8,884,026		7,308,241	(1,575,785)
Programmatic Projects	2,375,000	2,975,000	600,000	3,475,000	500,000
Services Of Other Depts	37,978,413	38,644,591	666,178	40,049,778	1,405,187
Overhead and Allocations	177,024	260,770	83,746	260,770	
Transfers Out	1,387,784	1,422,427	34,643	1,458,282	35,855
Transfer Adjustment - Uses	(1,387,784)	(1,422,427)	(34,643)	(1,458,282)	(35,855)
Total Uses by Chart of Accounts	530,775,857	553,755,836	22,979,979	562,423,064	8,667,228

Sources Summary

Intergovernmental: Federal	1,387,784	1,422,427	34,643	1,458,282	35,855
Intergovernmental: State	51,280,000	50,620,000	(660,000)	52,230,000	1,610,000
Charges for Services	62,871,080	67,917,437	5,046,357	67,931,329	13,892
Rents & Concessions	320,000	320,000		320,000	
Expenditure Recovery	16,863,243	17,365,386	502,143	17,505,054	139,668
Transfers In	1,387,784	1,422,427	34,643	1,458,282	35,855
Transfer Adjustment-Source	34,725,580	36,411,630	1,686,050	37,239,354	827,724
General Fund Support	361,940,386	378,276,529	16,336,143	384,280,763	6,004,234
Total Sources by Chart of Accounts	530,775,857	553,755,836	22,979,979	562,423,064	8,667,228

Fund Summary

General Fund	494,662,493	515,921,779	21,259,286	523,725,428	7,803,649
San Francisco Intl Airport	36,113,364	37,834,057	1,720,693	38,697,636	863,579
Total Uses by Funds	530,775,857	553,755,836	22,979,979	562,423,064	8,667,228

Division Summary

FIR Administration	31,331,810	31,558,448	226,638	31,362,529	(195,919)
FIR Airport	36,113,364	37,834,057	1,720,693	38,697,636	863,579

Department: FIR Fire Department

		2024-25 Original Budget	2025-26 Proposed Budget	2025-26 Change From 2024-25	2026-27 Proposed Budget	2026-27 Change From 2025-26
FIR Fireboat		4,253,864	4,381,900	128,036	4,277,077	(104,823)
FIR Investigation		3,380,327	3,737,487	357,160	3,851,038	113,551
FIR Nert		394,354	404,667	10,313	411,776	7,109
FIR Operations		389,508,844	407,015,017	17,506,173	415,318,712	8,303,695
FIR Prevention		24,557,438	25,234,915	677,477	25,876,686	641,771
FIR Support Services		33,881,619	34,589,068	707,449	34,390,522	(198,546)
FIR Training		4,869,323	5,086,117	216,794	5,239,721	153,604
FIR Capital Project & Grants		2,484,914	3,914,160	1,429,246	2,997,367	(916,793)
Total Uses by Division		530,775,857	553,755,836	22,979,979	562,423,064	8,667,228

Uses of Funds Detail Appropriation

Fund Code	Fund Title	Code	Title	2024-25 Original Budget	2025-26 Proposed Budget	2025-26 Change From 2024-25	2026-27 Proposed Budget	2026-27 Change From 2025-26
Operating								
10000	GF Annual Account Ctrl		Salaries	335,419,530	347,768,517	12,348,987	354,104,865	6,336,348
			Mandatory Fringe Benefits	85,330,245	91,342,996	6,012,751	96,259,477	4,916,481
			Non-Personnel Services	2,748,843	2,415,215	(333,628)	2,415,215	
			Capital Outlay	3,000,000	3,009,191	9,191		(3,009,191)
			Materials & Supplies	6,845,101	6,845,101		5,269,316	(1,575,785)
			Services Of Other Depts	37,947,906	38,622,310	674,404	40,025,462	1,403,152
10000 Total				471,291,625	490,003,330	18,711,705	498,074,335	8,071,005
17960	AIR Op Annual Account Ctrl		Salaries	28,647,150	30,040,565	1,393,415	30,599,732	559,167
			Mandatory Fringe Benefits	7,466,214	7,793,492	327,278	8,097,904	304,412
17960 Total				36,113,364	37,834,057	1,720,693	38,697,636	863,579
Operating Total				507,404,989	527,837,387	20,432,398	536,771,971	8,934,584
Annual Projects - Authority Control								
10010	GF Annual Authority Ctrl	17054	Firefighter Uniforms & Turnout	1,727,980	1,727,980		1,727,980	
10010 Total				1,727,980	1,727,980	0	1,727,980	0
Annual Projects - Authority Control Total				1,727,980	1,727,980	0	1,727,980	0
Continuing Projects - Authority Control								

Department: FIR Fire Department

Fund Code	Fund Title	Code	Title	2024-25 Original Budget	2025-26 Proposed Budget	2025-26 Change From 2024-25	2026-27 Proposed Budget	2026-27 Change From 2025-26
Continuing Projects - Authority Control								
10020	GF Continuing Authority Ctrl	10000	Operating				500,000	500,000
		11127	FD Fir - Exhaust Extractors		40,000	40,000	40,000	
		11130	FD Fir - Hvac Systems Repair	350,000		(350,000)		
		11137	FD Fire Prevention Facility R	125,000	225,000	100,000	225,000	
		11144	FD Fir - Boiler System Repl Pr	300,000	350,000	50,000	300,000	(50,000)
		15777	Underground Storage Tank Monit	493,555	518,233	24,678	544,144	25,911
		15781	Various Facility Maintenance P	1,091,359	2,345,927	1,254,568	1,703,223	(642,704)
		17056	FD Ems Equipment Replacement	324,090	324,090		324,090	
		19513	FD Fir - Apparatus Door Replac		60,000	60,000	60,000	
		19514	FD Fir - Generator Replacement	250,000	500,000	250,000	250,000	(250,000)
		20725	FD City College ISA	300,000	300,000		300,000	
		20907	FD OES Response & Mutual Aid	1,500,000	2,000,000	500,000	2,000,000	
		21269	Prevention Community Developmt	50,000	50,000		50,000	
		21748	Reinvestment Initiatives	556,136	572,328	16,192	582,097	9,769
		22806	FD Exterior Envelopes		100,000	100,000	100,000	
10020 Total				5,340,140	7,385,578	2,045,438	6,978,554	(407,024)
Continuing Projects - Authority Control Total				5,340,140	7,385,578	2,045,438	6,978,554	(407,024)
Work Orders/Overhead								
10060	GF Work Order	130644	FIR Administration	103,215	85,076	(18,139)	109,621	24,545
		130647	FIR Fireboat	4,253,864	4,381,900	128,036	4,277,077	(104,823)
		130650	FIR Operations	10,174,788	10,488,069	313,281	10,653,055	164,986
		130651	FIR Prevention	1,770,881	1,849,846	78,965	1,904,806	54,960
10060 Total				16,302,748	16,804,891	502,143	16,944,559	139,668
Work Orders/Overhead Total				16,302,748	16,804,891	502,143	16,944,559	139,668
Total Uses of Funds				530,775,857	553,755,836	22,979,979	562,423,064	8,667,228

Department: GEN General City Responsibility

	2024-25 Original Budget	2025-26 Proposed Budget	2025-26 Change From 2024-25	2026-27 Proposed Budget	2026-27 Change From 2025-26
<u>Uses Summary</u>					
Mandatory Fringe Benefits	89,705,160	95,369,745	5,664,585	101,915,926	6,546,181
Non-Personnel Services	72,074,790	74,973,917	2,899,127	74,973,484	(433)
City Grant Program	11,620,085	7,623,720	(3,996,365)	9,927,025	2,303,305
Debt Service	405,354,331	419,093,957	13,739,626	289,580,281	(129,513,676)
Programmatic Projects	10,092,095	5,342,095	(4,750,000)	5,342,095	
Services Of Other Depts	46,851,167	58,168,646	11,317,479	57,627,089	(541,557)
Transfers Out	262,137,386	256,744,131	(5,393,255)	265,305,358	8,561,227
Intrafund Transfers Out	715,115,922	705,461,287	(9,654,635)	715,776,026	10,314,739
Unappropriated Rev-Designated	14,570,000	27,580,000	13,010,000	22,876,000	(4,704,000)
Unappropriated Rev Retained	31,237,762	34,292,277	3,054,515	34,847,430	555,153
Unappropri Rev-Charter Reserves				30,000,000	30,000,000
Transfer Adjustment - Uses	(2,271,000)		2,271,000		
<b>Total Uses by Chart of Accounts</b>	<b>1,656,487,698</b>	<b>1,684,649,775</b>	<b>28,162,077</b>	<b>1,608,170,714</b>	<b>(76,479,061)</b>

Sources Summary

Business Taxes	885,837,187	1,159,483,486	273,646,299	1,347,843,842	188,360,356
Property Taxes	2,844,897,788	2,824,441,159	(20,456,629)	2,688,043,544	(136,397,615)
Other Local Taxes	1,126,170,000	1,008,170,000	(118,000,000)	1,124,350,000	116,180,000
Intergovernmental: Federal	80,000,000	87,000,000	7,000,000	1,700,000	(85,300,000)
Intergovernmental: State	5,150,000	5,050,000	(100,000)	5,050,000	
Charges for Services	27,651,672	22,304,146	(5,347,526)	22,304,146	
Fines, Forfeiture, & Penalties	18,179,702	18,996,384	816,682	16,115,048	(2,881,336)
Licenses, Permits, & Franchises	16,240,000	16,050,000	(190,000)	15,870,000	(180,000)
Other Revenues	63,605,841	64,713,798	1,107,957	56,762,837	(7,950,961)
Interest & Investment Income	140,443,232	144,874,150	4,430,918	125,460,420	(19,413,730)
Expenditure Recovery	1,934,088	1,955,412	21,324	1,955,412	
IntraFund Transfers In	714,576,137	705,461,287	(9,114,850)	715,776,026	10,314,739
Transfers In	91,929,000	90,930,000	(999,000)	94,080,000	3,150,000
Prior Year Designated Reserve	67,665,991	26,060,000	(41,605,991)	70,908,688	44,848,688
Beg Fund Balance - Budget Only	226,709,488	159,819,708	(66,889,780)	223,391,004	63,571,296

Department: GEN General City Responsibility

		2024-25 Original Budget	2025-26 Proposed Budget	2025-26 Change From 2024-25	2026-27 Proposed Budget	2026-27 Change From 2025-26
Transfer Adjustment-Source		(2,271,000)		2,271,000		
General Fund Support		(4,652,231,428)	(4,650,659,755)	1,571,673	(4,901,440,253)	(250,780,498)
Total Sources by Chart of Accounts		1,656,487,698	1,684,649,775	28,162,077	1,608,170,714	(76,479,061)

Fund Summary

Certificates of Participation	2,000,000	2,000,000			2,000,000	
Children and Families Fund	53,000,000	54,000,000	1,000,000		54,000,000	
General Fund	1,177,946,180	1,185,322,332	7,376,152		1,239,896,591	54,574,259
General Obligation Bond Fund	403,354,331	417,093,957	13,739,626		287,580,281	(129,513,676)
Our City Our Home Fund	3,187,187	6,233,486	3,046,299		4,693,842	(1,539,644)
Public Wks Trans and Commerce	17,000,000	20,000,000	3,000,000		20,000,000	
Total Uses by Funds	1,656,487,698	1,684,649,775	28,162,077		1,608,170,714	(76,479,061)

Division Summary

GEN General City Responsibility	1,656,487,698	1,684,649,775	28,162,077		1,608,170,714	(76,479,061)
Total Uses by Division	1,656,487,698	1,684,649,775	28,162,077		1,608,170,714	(76,479,061)

Uses of Funds Detail Appropriation

Fund Code	Fund Title	Code	Title	2024-25 Original Budget	2025-26 Proposed Budget	2025-26 Change From 2024-25	2026-27 Proposed Budget	2026-27 Change From 2025-26
Operating								
10000	GF Annual Account Ctrl		Mandatory Fringe Benefits	89,705,160	95,369,745	5,664,585	101,915,926	6,546,181
			Non-Personnel Services	9,788,290	9,788,290		9,788,290	
			City Grant Program	11,620,085	7,623,720	(3,996,365)	9,927,025	2,303,305
			Services Of Other Depts	43,386,980	51,656,414	8,269,434	52,653,635	997,221
			Transfers Out	251,504,886	246,883,504	(4,621,382)	255,445,164	8,561,660
			Intrafund Transfers Out	715,115,922	705,461,287	(9,654,635)	715,776,026	10,314,739
			Unappropriated Rev Retained	31,237,762	34,292,277	3,054,515	34,847,430	555,153
			Transfer Adjustment - Uses	(2,271,000)		2,271,000		
10000 Total				1,150,088,085	1,151,075,237	987,152	1,180,353,496	29,278,259
17380	DSCOP HOUSING TRUST FUND		Debt Service	2,000,000	2,000,000		2,000,000	

Department: GEN General City Responsibility

Fund Code	Fund Title	Code	Title	2024-25 Original Budget	2025-26 Proposed Budget	2025-26 Change From 2024-25	2026-27 Proposed Budget	2026-27 Change From 2025-26
Operating								
17380 Total				2,000,000	2,000,000	0	2,000,000	0
17620	DSGOB GENERAL OBLIGATION BOND		Debt Service	379,312,084	391,753,996	12,441,912	270,186,381	(121,567,615)
17620 Total				379,312,084	391,753,996	12,441,912	270,186,381	(121,567,615)
17640	DSGOB TSR FOR LHH GOB		Debt Service	16,158,702	17,389,000	1,230,298	17,393,900	4,900
17640 Total				16,158,702	17,389,000	1,230,298	17,393,900	4,900
17650	DSGOB Loan Repmt for PASS S19A		Debt Service	7,883,545	7,950,961	67,416		(7,950,961)
17650 Total				7,883,545	7,950,961	67,416	0	(7,950,961)
Operating Total				1,555,442,416	1,570,169,194	14,726,778	1,469,933,777	(100,235,417)
Annual Projects - Authority Control								
10010	GF Annual Authority Ctrl	17065	Indigent Defense Special Circu		400,000	400,000	400,000	
10010 Total				0	400,000	400,000	400,000	0
Annual Projects - Authority Control Total				0	400,000	400,000	400,000	0
Continuing Projects - Authority Control								
10020	GF Continuing Authority Ctrl	17058	GE Board District Projects	650,000	900,000	250,000	900,000	
		17064	GE General Reserve Admin Code	14,570,000	27,580,000	13,010,000	22,876,000	(4,704,000)
		17066	Mission Bay Transportation Imp	2,271,000		(2,271,000)		
		17073	GE Tech & Infr Maint-replaceme	925,000	925,000		925,000	
		17668	GE Budget Stabilization Reserv			(5,000,000)	30,000,000	30,000,000
		21818	Cultural Museums	5,000,000				
		22255	Government Recovery Project	4,442,095	4,442,095		4,442,095	
10020 Total				27,858,095	33,847,095	5,989,000	59,143,095	25,296,000
10582	SR OCOH Nov18 PropCHomelessSvc	20764	Prop C OCOH Gr Receipts tax	3,187,187	6,233,486	3,046,299	4,693,842	(1,539,644)
10582 Total				3,187,187	6,233,486	3,046,299	4,693,842	(1,539,644)
Continuing Projects - Authority Control Total				31,045,282	40,080,581	9,035,299	63,836,937	23,756,356
Continuing Projects - Project Control								
11022	Prop J Nov 20 Parcel Tax Fund	10037798	Prop J Nov 20 Parcel Tax Fund	53,000,000	54,000,000	1,000,000	54,000,000	
11022 Total				53,000,000	54,000,000	1,000,000	54,000,000	0
Continuing Projects - Project Control Total				53,000,000	54,000,000	1,000,000	54,000,000	0
Continuing Projects - Account Control								



Department: GEN General City Responsibility

Fund Code	Fund Title	Code	Title	2024-25 Original Budget	2025-26 Proposed Budget	2025-26 Change From 2024-25	2026-27 Proposed Budget	2026-27 Change From 2025-26
Continuing Projects - Account Control								
13831	SR Traffic Congest Mitign Tax		Non-Personnel Services	8,361,500	9,860,627	1,499,127	9,860,194	(433)
			Services Of Other Depts	277,000	278,746	1,746	279,612	866
			Transfers Out	8,361,500	9,860,627	1,499,127	9,860,194	(433)
13831 Total				17,000,000	20,000,000	3,000,000	20,000,000	0
Continuing Projects - Account Control Total				17,000,000	20,000,000	3,000,000	20,000,000	0
Total Uses of Funds				1,656,487,698	1,684,649,775	28,162,077	1,608,170,714	(76,479,061)

Department: ADM General Services Agency - City Admin

	2024-25 Original Budget	2025-26 Proposed Budget	2025-26 Change From 2024-25	2026-27 Proposed Budget	2026-27 Change From 2025-26
<u>Uses Summary</u>					
Salaries	125,811,000	126,445,629	634,629	130,832,899	4,387,270
Mandatory Fringe Benefits	48,006,355	48,666,956	660,601	50,998,473	2,331,517
Non-Personnel Services	188,143,079	192,361,003	4,217,924	202,100,188	9,739,185
Capital Outlay	24,420,800	23,211,739	(1,209,061)	4,007,163	(19,204,576)
City Grant Program	34,320,178	30,891,984	(3,428,194)	30,942,093	50,109
Debt Service	75,678,399	75,745,973	67,574	98,085,613	22,339,640
Materials & Supplies	20,168,954	18,924,014	(1,244,940)	18,952,767	28,753
Programmatic Projects	1,359,798	3,255,595	1,895,797	2,071,214	(1,184,381)
Services Of Other Depts	88,834,151	84,418,720	(4,415,431)	93,248,280	8,829,560
Overhead and Allocations	9,465,440	6,589,005	(2,876,435)	6,589,007	2
Transfers Out	687,730	750,000	62,270		(750,000)
Intrafund Transfers Out	2,650,000	5,000,000	2,350,000	2,485,810	(2,514,190)
Transfer Adjustment - Uses	(2,650,000)	(5,750,000)	(3,100,000)	(2,485,810)	3,264,190
Total Uses by Chart of Accounts	616,895,884	610,510,618	(6,385,266)	637,827,697	27,317,079

Sources Summary

Business Taxes	2,500,000	2,500,000		2,500,000	
Other Local Taxes	18,231,000	16,805,500	(1,425,500)	17,577,100	771,600
Intergovernmental: Other	2,271,789	3,340,474	1,068,685	3,416,585	76,111
Intergovernmental: State	769,468	825,227	55,759	456,170	(369,057)
Charges for Services	23,017,973	21,199,913	(1,818,060)	21,013,924	(185,989)
Fines, Forfeiture, & Penalties	925,000	1,227,350	302,350	1,227,350	
Licenses, Permits, & Franchises	2,842,333	2,530,505	(311,828)	2,534,245	3,740
Rents & Concessions	58,318,972	71,126,311	12,807,339	70,411,426	(714,885)
Other Revenues	11,073,442	14,713,523	3,640,081	16,064,098	1,350,575
Interest & Investment Income	(650)	(607)	43	(555)	52
Expenditure Recovery	328,490,446	338,088,924	9,598,478	361,295,305	23,206,381
IntraFund Transfers In	2,650,000	5,000,000	2,350,000	2,485,810	(2,514,190)
Transfers In	40,899,444	31,402,425	(9,497,019)	36,323,352	4,920,927
Other Financing Sources	22,432,053		(22,432,053)		

Department: ADM General Services Agency - City Admin

	2024-25 Original Budget	2025-26 Proposed Budget	2025-26 Change From 2024-25	2026-27 Proposed Budget	2026-27 Change From 2025-26
Beg Fund Balance - Budget Only	20,399,177	33,240,493	12,841,316	9,857,190	(23,383,303)
Transfer Adjustment-Source	(2,650,000)	(5,750,000)	(3,100,000)	(2,485,810)	3,264,190
General Fund Support	84,725,437	74,260,580	(10,464,857)	95,151,507	20,890,927
Total Sources by Chart of Accounts	616,895,884	610,510,618	(6,385,266)	637,827,697	27,317,079

Fund Summary

City Facilities Improvement Fd	22,432,053		(22,432,053)		
Culture and Recreation Fund	18,256,000	16,830,500	(1,425,500)	17,602,100	771,600
Central Shops Fund	44,184,961	46,152,031	1,967,070	48,476,424	2,324,393
Convention Facilities Fund	99,010,854	105,480,189	6,469,335	103,331,684	(2,148,505)
Community / Neighborhood Dev	2,519,328	2,499,393	(19,935)	2,499,445	52
General Fund	207,101,153	191,992,296	(15,108,857)	222,007,366	30,015,070
General Services Fund	1,014,031	1,369,790	355,759	700,733	(669,057)
Gift and Other Exp Trust Fund		239,513	239,513	248,586	9,073
Real Property Fund	186,194,388	207,105,632	20,911,244	202,847,706	(4,257,926)
Reproduction Fund	10,645,005	11,573,774	928,769	11,517,507	(56,267)
Treasure Island Dev Authority	25,538,111	27,267,500	1,729,389	28,596,146	1,328,646
Total Uses by Funds	616,895,884	610,510,618	(6,385,266)	637,827,697	27,317,079

Division Summary

ADM Administration	17,935,141	3,366,538	(14,568,603)	3,556,271	189,733
ADM Animal Care And Control	9,870,882	11,611,948	1,741,066	12,088,884	476,936
ADM Convention Facilities Mgmt	99,010,854	105,480,189	6,469,335	103,331,684	(2,148,505)
ADM Medical Examiner	13,543,144	15,778,453	2,235,309	15,863,391	84,938
ADM Internal Services	354,514,349	359,491,310	4,976,961	365,156,505	5,665,195
ADM City Administrator Prog	120,578,399	113,040,913	(7,537,486)	136,004,263	22,963,350
ADM Entertainment Commission	1,443,115	1,741,267	298,152	1,826,699	85,432
Total Uses by Division	616,895,884	610,510,618	(6,385,266)	637,827,697	27,317,079

Uses of Funds Detail Appropriation

Fund Code	Fund Title	Code	Title	2024-25 Original Budget	2025-26 Proposed Budget	2025-26 Change From 2024-25	2026-27 Proposed Budget	2026-27 Change From 2025-26
-----------	------------	------	-------	----------------------------	-------------------------------	-----------------------------------	-------------------------------	-----------------------------------

Department: ADM General Services Agency - City Admin

Fund Code	Fund Title	Code	Title	2024-25 Original Budget	2025-26 Proposed Budget	2025-26 Change From 2024-25	2026-27 Proposed Budget	2026-27 Change From 2025-26
Operating								
10000	GF Annual Account Ctrl		Salaries	44,430,257	33,185,572	(11,244,685)	34,141,823	956,251
			Mandatory Fringe Benefits	15,714,611	12,034,536	(3,680,075)	12,527,101	492,565
			Non-Personnel Services	4,447,688	4,685,205	237,517	4,172,238	(512,967)
			City Grant Program	4,517,406	3,579,732	(937,674)	3,379,848	(199,884)
			Materials & Supplies	1,026,481	910,778	(115,703)	891,845	(18,933)
			Services Of Other Depts	8,954,440	5,846,717	(3,107,723)	6,079,055	232,338
			Overhead and Allocations		5,509,870	5,509,870	5,881,753	371,883
10000 Total				79,090,883	65,752,410	(13,338,473)	67,073,663	1,321,253
11430	SR Conv Fac Fd-Operating		Salaries	1,088,112	1,016,589	(71,523)	1,055,339	38,750
			Mandatory Fringe Benefits	321,045	287,654	(33,391)	301,091	13,437
			Non-Personnel Services	53,151,614	47,410,110	(5,741,504)	46,918,197	(491,913)
			Capital Outlay	350,000	500,000	150,000	500,000	
			City Grant Program	450,000	400,000	(50,000)	350,000	(50,000)
			Debt Service	506,231	11,428,424	10,922,193	11,276,769	(151,655)
			Materials & Supplies	5,000	5,000		5,000	
			Services Of Other Depts	12,381,564	10,966,563	(1,415,001)	11,866,769	900,206
			Overhead and Allocations		403,422	403,422	433,209	29,787
			Intrafund Transfers Out	2,650,000	5,000,000	2,350,000	2,485,810	(2,514,190)
			Transfer Adjustment - Uses	(2,650,000)	(5,000,000)	(2,350,000)	(2,485,810)	2,514,190
11430 Total				68,253,566	72,417,762	4,164,196	72,706,374	288,612
12620	SR Surety Bond Self-Insurance		Non-Personnel Services	158,563	158,563		158,563	
12620 Total				158,563	158,563	0	158,563	0
27500	ISCSF CENTRAL SHOPS FUND		Salaries	12,571,776	12,362,831	(208,945)	12,876,803	513,972
			Mandatory Fringe Benefits	6,149,153	6,193,544	44,391	6,556,821	363,277
			Non-Personnel Services	5,963,992	7,689,200	1,725,208	7,694,059	4,859
			Materials & Supplies	15,828,297	14,537,378	(1,290,919)	14,537,443	65
			Services Of Other Depts	3,671,743	2,493,005	(1,178,738)	3,757,463	1,264,458
			Overhead and Allocations		2,876,073	2,876,073	3,053,835	177,762
			Transfers Out		750,000	750,000		(750,000)
			Transfer Adjustment - Uses		(750,000)	(750,000)		750,000

Department: ADM General Services Agency - City Admin

Fund Code	Fund Title	Code	Title	2024-25 Original Budget	2025-26 Proposed Budget	2025-26 Change From 2024-25	2026-27 Proposed Budget	2026-27 Change From 2025-26
Operating								
27500 Total				44,184,961	46,152,031	1,967,070	48,476,424	2,324,393
28310	ISOIS REPRODUCTION FUND							
			Salaries	2,049,864	2,010,041	(39,823)	2,084,982	74,941
			Mandatory Fringe Benefits	1,051,324	1,062,795	11,471	1,124,352	61,557
			Non-Personnel Services	6,166,001	6,507,593	341,592	6,515,489	7,896
			Capital Outlay	199,530	280,400	80,870		(280,400)
			Materials & Supplies	367,220	391,061	23,841	397,266	6,205
			Services Of Other Depts	811,066	673,864	(137,202)	700,845	26,981
			Overhead and Allocations		648,020	648,020	694,573	46,553
28310 Total				10,645,005	11,573,774	928,769	11,517,507	(56,267)
Operating Total				202,332,978	196,054,540	(6,278,438)	199,932,531	3,877,991
Annual Projects - Authority Control								
10010	GF Annual Authority Ctrl							
		16518	City Vehicle Pool	47,388	36,442	(10,946)	38,575	2,133
		16519	Entertainment Commission Fund	1,443,115	1,741,267	298,152	1,826,699	85,432
		16902	Community Ambassador Program		2,016,660	2,016,660	1,254,803	(761,857)
		19255	PW City Capital Imprv Planning		5,132	5,132	5,367	235
		19666	AD Office Of Cannabis	1,076,490	1,557,333	480,843	1,632,131	74,798
		20451	Grants For the Arts	975,156		(975,156)		
		20886	ADRE HOJ Relocation	5,883,650	5,876,150	(7,500)	7,680,325	1,804,175
		21652	ADCP Critical Repairs	9,696,694	5,785,138	(3,911,556)	16,069,207	10,284,069
		23065	ADTI Stage 2 Infrastructure		11,000	11,000	10,419,050	10,408,050
10010 Total				19,122,493	17,029,122	(2,093,371)	38,926,157	21,897,035
14300	SR Real Property							
		17375	Real Estate Div Facilities Inv	1,286,755	1,322,172	35,417	1,359,457	37,285
		17377	Real Estate Projects	387,016	405,586	18,570	415,329	9,743
		17378	Real Estate Real Property Fund	171,941,898	181,299,661	9,357,763	189,865,114	8,565,453
		19486	AD Red-capital Improvements		12,900,050	12,900,050		(12,900,050)
14300 Total				173,615,669	195,927,469	22,311,800	191,639,900	(4,287,569)
14400	SR Yerba Buena Gardens							
		17379	Yerba Buena Gardens Project	1,041,344	326,080	(715,264)	355,723	29,643
		20307	Yerba Buena Gardens Operations	11,537,375	10,852,083	(685,292)	10,852,083	
14400 Total				12,578,719	11,178,163	(1,400,556)	11,207,806	29,643
Annual Projects - Authority Control Total				205,316,881	224,134,754	18,817,873	241,773,863	17,639,109

Department: ADM General Services Agency - City Admin

Fund Code	Fund Title	Code	Title	2024-25 Original Budget	2025-26 Proposed Budget	2025-26 Change From 2024-25	2026-27 Proposed Budget	2026-27 Change From 2025-26
Continuing Projects - Authority Control								
10020	GF Continuing Authority Ctrl	10002	Interdepartmental-Overhead		126,905	126,905	319,091	192,186
		10794	AD Fleet Management Capital Im	180,000	930,000	750,000	180,000	(750,000)
		15753	AD Disability Access Maintena	350,000		(350,000)		
		15754	AD Red Facilities Maintenance	316,032	331,834	15,802	348,425	16,591
		15756	City Admin Svcs Other Faciliti	447,100	469,455	22,355	492,928	23,473
		16537	AD Digital Services Program	12,941,663	13,935,228	993,565	14,658,418	723,190
		16538	AD Real Estate Project	600,000		(600,000)		
		16539	AD 311 Call Center Project		275,000	275,000		(275,000)
		16540	AD Coit Program Planning	750,275	1,108,897	358,622	1,164,821	55,924
		17378	Real Estate Real Property Fund	227,417		(227,417)		
		19255	PW City Capital Imprv Planning	1,733,159	2,234,950	501,791	2,334,728	99,778
		19486	AD Red-capital Improvements	5,140,000	2,800,000	(2,340,000)		(2,800,000)
		21691	AD Contractor Development	100,000	100,000		100,000	
10020 Total				22,785,646	22,312,269	(473,377)	19,598,411	(2,713,858)
10493	SR Union Sq Prk, Rec, OS fee	21146	Union Sq Prk, Rec, OS fee	19,978		(19,978)		
10493 Total				19,978	0	(19,978)	0	0
10600	SR Neighborhood Beautification	19598	AD Neighborhood Beautification	2,499,350	2,499,393	43	2,499,445	52
10600 Total				2,499,350	2,499,393	43	2,499,445	52
11440	SR Conv Fac Fd-Continuing	19491	AD Moscone Conv Fac Capital Pr	2,650,000	5,000,000	2,350,000	2,485,810	(2,514,190)
11440 Total				2,650,000	5,000,000	2,350,000	2,485,810	(2,514,190)
11445	SR Conv Fac Fd-Moscone Expan D	19804	Moscone Expansion District	28,107,288	28,062,427	(44,861)	28,139,500	77,073
11445 Total				28,107,288	28,062,427	(44,861)	28,139,500	77,073
11802	SR Culture & Rec Hotel Tax	20451	Grants For the Arts	18,256,000	16,830,500	(1,425,500)	17,602,100	771,600
11802 Total				18,256,000	16,830,500	(1,425,500)	17,602,100	771,600
12650	SR Vital & Hlth Stat Fees	17083	HC Vital & Health Stats Fd	86,000	86,000		86,000	
12650 Total				86,000	86,000	0	86,000	0
15384	CPXCF COP Crit Reprs/Rcv Stmls	21652	ADCP Critical Repairs	7,697,270		(7,697,270)		
		22224	ADFM Fleet Management CR COPs	11,134,783		(11,134,783)		
		22836	ADRE 25VN CR COPs	2,300,000		(2,300,000)		
		22837	ADRE 50 Raymond CR COPs	1,300,000		(1,300,000)		

Department: ADM General Services Agency - City Admin

Fund Code	Fund Title	Code	Title	2024-25 Original Budget	2025-26 Proposed Budget	2025-26 Change From 2024-25	2026-27 Proposed Budget	2026-27 Change From 2025-26
Continuing Projects - Authority Control								
15384 Total				22,432,053	0	(22,432,053)	0	0
31920	TI Continuing Authority Ctrl	19599	AD Treasure Island Project	25,538,111	27,267,500	1,729,389	28,596,146	1,328,646
31920 Total				25,538,111	27,267,500	1,729,389	28,596,146	1,328,646
Continuing Projects - Authority Control Total				122,374,426	102,058,089	(20,316,337)	99,007,412	(3,050,677)
Grants Projects								
12550	SR Grants; GSF Continuing	10040274	ADMME CHP DUID Toxicology 3	364,812		(364,812)		
		10041248	ADMMJ GoBiz 5 CEG-2024-595		300,000	300,000		(300,000)
		10041543	ADMME CHP DUID Toxicology 4	404,656	386,523	(18,133)		(386,523)
		10042371	ADMME CHP DUID Toxicology 5		438,704	438,704	456,170	17,466
12550 Total				769,468	1,125,227	355,759	456,170	(669,057)
14820	SR ETF-Gift	10042313	ADMAC FSFACC Gifts FY22-25		239,513	239,513	248,586	9,073
14820 Total				0	239,513	239,513	248,586	9,073
Grants Projects Total				769,468	1,364,740	595,272	704,756	(659,984)
Work Orders/Overhead								
10060	GF Work Order	228856	ADM Administration		23,915,423	23,915,423	25,490,629	1,575,206
		296644	ADM Internal Services	86,102,131	81,698,273	(4,403,858)	90,889,683	9,191,410
			Transfer Adjustment - Uses		(18,715,201)	(18,715,201)	(19,971,177)	(1,255,976)
10060 Total				86,102,131	86,898,495	796,364	96,409,135	9,510,640
Work Orders/Overhead Total				86,102,131	86,898,495	796,364	96,409,135	9,510,640
Total Uses of Funds				616,895,884	610,510,618	(6,385,266)	637,827,697	27,317,079

Department: TIS General Services Agency - Technology

	2024-25 Original Budget	2025-26 Proposed Budget	2025-26 Change From 2024-25	2026-27 Proposed Budget	2026-27 Change From 2025-26
<u>Uses Summary</u>					
Salaries	45,139,325	46,095,585	956,260	47,794,941	1,699,356
Mandatory Fringe Benefits	16,584,566	17,176,292	591,726	18,084,861	908,569
Non-Personnel Services	76,223,037	81,041,184	4,818,147	84,580,515	3,539,331
Capital Outlay	2,250,000	3,300,000	1,050,000	3,330,000	30,000
City Grant Program	95,000	95,000		95,000	
Materials & Supplies	4,179,165	3,112,096	(1,067,069)	3,276,746	164,650
Programmatic Projects	3,904,799	3,663,881	(240,918)	4,866,678	1,202,797
Services Of Other Depts	18,704,018	17,620,218	(1,083,800)	18,238,559	618,341
Overhead and Allocations	1,475,706	1,603,622	127,916	1,603,622	
Intrafund Transfers Out	3,511,799	2,460,000	(1,051,799)	3,640,000	1,180,000
Transfer Adjustment - Uses	(3,511,799)	(2,460,000)	1,051,799	(3,640,000)	(1,180,000)

Total Uses by Chart of Accounts	168,555,616	173,707,878	5,152,262	181,870,922	8,163,044
---------------------------------	-------------	-------------	-----------	-------------	-----------

Sources Summary

Intergovernmental: Other	114,635	139,874	25,239	142,263	2,389
Charges for Services		679,916	679,916	679,916	
Licenses, Permits, & Franchises	1,828,000	1,570,000	(258,000)	1,490,000	(80,000)
Rents & Concessions	594,060	597,398	3,338	615,564	18,166
Interest & Investment Income	90,000	90,000		90,000	
Expenditure Recovery	152,056,800	158,263,839	6,207,039	166,312,380	8,048,541
IntraFund Transfers In	3,511,799	2,460,000	(1,051,799)	3,640,000	1,180,000
Beg Fund Balance - Budget Only	8,231,164	5,328,489	(2,902,675)	5,999,781	671,292
Transfer Adjustment-Source	(3,511,799)	(2,460,000)	1,051,799	(3,640,000)	(1,180,000)
General Fund Support	5,640,957	7,038,362	1,397,405	6,541,018	(497,344)

Total Sources by Chart of Accounts	168,555,616	173,707,878	5,152,262	181,870,922	8,163,044
------------------------------------	-------------	-------------	-----------	-------------	-----------

Fund Summary

General Fund	8,124,451	9,664,977	1,540,526	9,167,633	(497,344)
General Services Fund	2,518,000	1,660,000	(858,000)	1,580,000	(80,000)
Telecom & Information Fund	157,913,165	162,382,901	4,469,736	171,123,289	8,740,388

Total Uses by Funds	168,555,616	173,707,878	5,152,262	181,870,922	8,163,044
---------------------	-------------	-------------	-----------	-------------	-----------



Department: TIS General Services Agency - Technology

		2024-25 Original Budget	2025-26 Proposed Budget	2025-26 Change From 2024-25	2026-27 Proposed Budget	2026-27 Change From 2025-26
<b><u>Division Summary</u></b>						
DT Communications		7,377,632	7,028,937	(348,695)	7,016,664	(12,273)
DT Support Services		11,283,911	12,714,467	1,430,556	13,255,906	541,439
DT Administration		63,859,468	69,144,660	5,285,192	70,983,488	1,838,828
DT JUSTIS		2,591,848	2,954,663	362,815	3,039,592	84,929
DT Cybersecurity		14,336,438	15,098,804	762,366	15,505,006	406,202
DT PMO		2,734,306	2,570,437	(163,869)	2,664,258	93,821
DT Rate Model Usage		8,593,604	8,265,568	(328,036)	8,462,420	196,852
DT Emerging Technologies			1,107,594	1,107,594	1,672,279	564,685
DT Capital And Equipment		1,000,000	1,300,000	300,000	650,000	(650,000)
DT Innovation		712,593	204,392	(508,201)	212,384	7,992
DT Enterprise Applications		8,463,616	6,157,613	(2,306,003)	6,479,812	322,199
DT Infrastructure & Operations		27,163,343	26,335,338	(828,005)	30,378,087	4,042,749
DT Public Safety		20,438,857	20,825,405	386,548	21,551,026	725,621
<b>Total Uses by Division</b>		<b>168,555,616</b>	<b>173,707,878</b>	<b>5,152,262</b>	<b>181,870,922</b>	<b>8,163,044</b>

**Uses of Funds Detail Appropriation**

Fund Code	Fund Title	Code	Title	2024-25 Original Budget	2025-26 Proposed Budget	2025-26 Change From 2024-25	2026-27 Proposed Budget	2026-27 Change From 2025-26
<b>Operating</b>								
10000	GF Annual Account Ctrl		Salaries	2,412,659	2,934,903	522,244	3,009,250	74,347
			Mandatory Fringe Benefits	779,178	986,277	207,099	1,028,869	42,592
			Non-Personnel Services	308,939	361,622	52,683	312,760	(48,862)
			Materials & Supplies	16,077	39,008	22,931	38,658	(350)
			Services Of Other Depts	500	500		500	
			Overhead and Allocations	1,015,250	1,038,004	22,754	1,038,004	
<b>10000 Total</b>				<b>4,532,603</b>	<b>5,360,314</b>	<b>827,711</b>	<b>5,428,041</b>	<b>67,727</b>
12500	SR Cable TV Access Dev&Prog		Non-Personnel Services	753,000	753,000		753,000	
			City Grant Program	95,000	95,000		95,000	
			Materials & Supplies	690,000	432,000	(258,000)	352,000	(80,000)

Department: TIS General Services Agency - Technology

Fund Code	Fund Title	Code	Title	2024-25 Original Budget	2025-26 Proposed Budget	2025-26 Change From 2024-25	2026-27 Proposed Budget	2026-27 Change From 2025-26
Operating								
			Services Of Other Depts	980,000	380,000	(600,000)	380,000	
12500 Total				2,518,000	1,660,000	(858,000)	1,580,000	(80,000)
28100	ISTIF NON PROJECT CONTROLLED		Salaries	837,755	676,765	(160,990)	702,472	25,707
			Mandatory Fringe Benefits	288,823	237,052	(51,771)	248,761	11,709
			Non-Personnel Services	23,399,587	24,591,194	1,191,607	24,552,371	(38,823)
			Overhead and Allocations	347,301	347,301		347,301	
28100 Total				24,873,466	25,852,312	978,846	25,850,905	(1,407)
Operating Total				31,924,069	32,872,626	948,557	32,858,946	(13,680)
Annual Projects - Authority Control								
28070	ISTIF Annual Authority Ctrl	17582	DT Dt Operating Master Project	105,462,737	106,490,659	1,027,922	112,906,083	6,415,424
		17608	Dt Work Order Projects	24,065,163	27,579,930	3,514,767	28,726,301	1,146,371
28070 Total				129,527,900	134,070,589	4,542,689	141,632,384	7,561,795
Annual Projects - Authority Control Total				129,527,900	134,070,589	4,542,689	141,632,384	7,561,795
Continuing Projects - Authority Control								
10020	GF Continuing Authority Ctrl	15346	DT Broadband Connectivity-capi	500,000	500,000		250,000	(250,000)
		16524	AD Justis Project - City Adm.	2,591,848	2,954,663	362,815	3,039,592	84,929
		20315	Mainframe Retirement Plan		50,000	50,000	50,000	
		20355	DT Fiber to Public Housing	500,000	800,000	300,000	400,000	(400,000)
10020 Total				3,591,848	4,304,663	712,815	3,739,592	(565,071)
28080	ISTIF ContinuingAuthorityCtrl	17610	DT Telecom - Voip Project		1,070,000	1,070,000	1,300,000	230,000
		19672	TI City Cloud Enhancement	1,074,799	640,000	(434,799)	1,050,000	410,000
		21487	DT Projects	200,000	200,000		200,000	
		22233	DT City Data Ctr Resiliency	260,000		(260,000)		
		22801	DT DR for Critical City Apps	977,000	50,000	(927,000)	50,000	
		22804	DT Generative AI	1,000,000	500,000	(500,000)	1,040,000	540,000
28080 Total				3,511,799	2,460,000	(1,051,799)	3,640,000	1,180,000
Continuing Projects - Authority Control Total				7,103,647	6,764,663	(338,984)	7,379,592	614,929
Total Uses of Funds				168,555,616	173,707,878	5,152,262	181,870,922	8,163,044

Department: HSS Health Service System

		2024-25 Original Budget	2025-26 Proposed Budget	2025-26 Change From 2024-25	2026-27 Proposed Budget	2026-27 Change From 2025-26
<u>Uses Summary</u>						
Salaries		5,820,949	5,629,021	(191,928)	5,884,428	255,407
Mandatory Fringe Benefits		2,440,791	2,380,533	(60,258)	2,529,344	148,811
Non-Personnel Services		2,377,136	2,494,577	117,441	2,459,720	(34,857)
Materials & Supplies		50,873	36,758	(14,115)	35,839	(919)
Services Of Other Depts		1,992,352	1,921,234	(71,118)	1,981,163	59,929
Total Uses by Chart of Accounts		12,682,101	12,462,123	(219,978)	12,890,494	428,371
<u>Sources Summary</u>						
Other Revenues		2,068,410	580,000	(1,488,410)	580,000	
Expenditure Recovery		10,613,691	11,682,123	1,068,432	12,110,494	428,371
General Fund Support			200,000	200,000	200,000	
Total Sources by Chart of Accounts		12,682,101	12,462,123	(219,978)	12,890,494	428,371
<u>Fund Summary</u>						
General Fund		12,682,101	12,462,123	(219,978)	12,890,494	428,371
Total Uses by Funds		12,682,101	12,462,123	(219,978)	12,890,494	428,371
<u>Division Summary</u>						
HSS Health Service System		12,682,101	12,462,123	(219,978)	12,890,494	428,371
Total Uses by Division		12,682,101	12,462,123	(219,978)	12,890,494	428,371

Uses of Funds Detail Appropriation

Fund Code	Fund Title	Code	Title	2024-25 Original Budget	2025-26 Proposed Budget	2025-26 Change From 2024-25	2026-27 Proposed Budget	2026-27 Change From 2025-26
<b>Operating</b>								
10000	GF Annual Account Ctrl		Salaries	5,820,949	5,629,021	(191,928)	5,884,428	255,407
			Mandatory Fringe Benefits	2,440,791	2,380,533	(60,258)	2,529,344	148,811
			Non-Personnel Services	2,377,136	2,294,577	(82,559)	2,259,720	(34,857)
			Materials & Supplies	50,873	36,758	(14,115)	35,839	(919)
			Services Of Other Depts	1,992,352	1,921,234	(71,118)	1,981,163	59,929
10000 Total				12,682,101	12,262,123	(419,978)	12,690,494	428,371

Department: HSS Health Service System

Fund Code	Fund Title	Code	Title	2024-25 Original Budget	2025-26 Proposed Budget	2025-26 Change From 2024-25	2026-27 Proposed Budget	2026-27 Change From 2025-26
Operating								
Operating Total				12,682,101	12,262,123	(419,978)	12,690,494	428,371
Continuing Projects - Authority Control								
10020	GF Continuing Authority Ctrl	23081	HT Technology Projects		200,000	200,000	200,000	
10020 Total				0	200,000	200,000	200,000	0
Continuing Projects - Authority Control Total				0	200,000	200,000	200,000	0
Total Uses of Funds				12,682,101	12,462,123	(219,978)	12,890,494	428,371

Department: HOM Homelessness And Supportive Housing

	2024-25 Original Budget	2025-26 Proposed Budget	2025-26 Change From 2024-25	2026-27 Proposed Budget	2026-27 Change From 2025-26
<u>Uses Summary</u>					
Salaries	35,401,628	37,122,817	1,721,189	38,477,184	1,354,367
Mandatory Fringe Benefits	12,870,184	13,443,971	573,787	14,104,628	660,657
Non-Personnel Services	27,799,805	33,459,437	5,659,632	34,826,852	1,367,415
Aid Assistance	2,754,382	2,956,300	201,918	2,956,300	
Capital Outlay		1,000,000	1,000,000		(1,000,000)
City Grant Program	607,475,908	524,018,930	(83,456,978)	533,457,405	9,438,475
Materials & Supplies	183,165	183,165		178,586	(4,579)
Programmatic Projects	106,634,460	111,836,945	5,202,485	117,213,030	5,376,085
Services Of Other Depts	53,204,209	18,628,593	(34,575,616)	19,128,488	499,895
Total Uses by Chart of Accounts	846,323,741	742,650,158	(103,673,583)	760,342,473	17,692,315

Sources Summary

Business Taxes	203,110,000	247,218,312	44,108,312	266,372,957	19,154,645
Intergovernmental: Federal	62,815,200	64,663,571	1,848,371	64,663,571	
Intergovernmental: State	56,357,456	39,923,547	(16,433,909)		(39,923,547)
Charges for Services	13,971,642	13,375,632	(596,010)	8,536,503	(4,839,129)
Rents & Concessions	129,840	129,840		129,840	
Interest & Investment Income	22,021,033	16,712,756	(5,308,277)	16,717,511	4,755
Expenditure Recovery	11,751,996	19,389,104	7,637,108	17,251,426	(2,137,678)
IntraFund Transfers In	23,118,299	22,955,710	(162,589)	23,284,740	329,030
Beg Fund Balance - Budget Only	137,211,042	39,118,072	(98,092,970)	87,715,983	48,597,911
General Fund Support	315,837,233	279,163,614	(36,673,619)	275,669,942	(3,493,672)
Total Sources by Chart of Accounts	846,323,741	742,650,158	(103,673,583)	760,342,473	17,692,315

Fund Summary

Community Health Services Fund	5,549,550	631,550	(4,918,000)	631,550	
General Fund	364,809,010	335,013,900	(29,795,110)	324,872,451	(10,141,449)
Human Welfare Fund	113,623,106	103,955,568	(9,667,538)	64,032,021	(39,923,547)
Our City Our Home Fund	362,342,075	303,049,140	(59,292,935)	370,806,451	67,757,311
Total Uses by Funds	846,323,741	742,650,158	(103,673,583)	760,342,473	17,692,315

Department: HOM Homelessness And Supportive Housing

Division Summary						
	2024-25 Original Budget	2025-26 Proposed Budget	2025-26 Change From 2024-25	2026-27 Proposed Budget	2026-27 Change From 2025-26	
HOM Administration		23,893,293	23,893,293	24,934,343	1,041,050	
HOM ADMINISTRATION	24,755,771		(24,755,771)			
HOM Programs		718,756,865	718,756,865	735,408,130	16,651,265	
HOM PROGRAMS	821,567,970		(821,567,970)			
Total Uses by Division	846,323,741	742,650,158	(103,673,583)	760,342,473	17,692,315	

Uses of Funds Detail Appropriation

Fund Code	Fund Title	Code	Title	2024-25 Original Budget	2025-26 Proposed Budget	2025-26 Change From 2024-25	2026-27 Proposed Budget	2026-27 Change From 2025-26
Operating								
10000	GF Annual Account Ctrl		Salaries	19,825,348	19,639,573	(185,775)	20,012,254	372,681
			Mandatory Fringe Benefits	7,128,180	6,902,856	(225,324)	7,104,276	201,420
			Non-Personnel Services	25,743,785	32,370,348	6,626,563	33,737,763	1,367,415
			Aid Assistance	301,264	301,264		301,264	
			City Grant Program	169,515,720	164,577,348	(4,938,372)	164,147,282	(430,066)
			Materials & Supplies	183,165	183,165		178,586	(4,579)
			Services Of Other Depts	48,153,874	12,082,502	(36,071,372)	12,337,689	255,187
10000 Total				270,851,336	236,057,056	(34,794,280)	237,819,114	1,762,058
Operating Total				270,851,336	236,057,056	(34,794,280)	237,819,114	1,762,058
Continuing Projects - Authority Control								
10020	GF Continuing Authority Ctrl	11346	HO 440 Turk Building	165,651	169,141	3,490	179,169	10,028
		17129	HO Shelter And Navigation Cent	43,148,569	47,131,362	3,982,793	37,663,161	(9,468,201)
		17702	HN Whole Person Care Pilot	17,052,340	8,375,632	(8,676,708)	8,536,503	160,871
		20938	Housing for Homeless	4,685,294	2,462,130	(2,223,164)	2,255,630	(206,500)
		21815	260 Golden Gate Seismic		1,000,000	1,000,000		(1,000,000)
10020 Total				65,051,854	59,138,265	(5,913,589)	48,634,463	(10,503,802)
10030	GF Human Services Care	17560	HS Human Services Care	23,118,299	22,955,710	(162,589)	23,284,740	329,030
10030 Total				23,118,299	22,955,710	(162,589)	23,284,740	329,030
10582	SR OCOH Nov18 PropCHomelessSvc	21528	HOM AffordHousing-GenHomeless	93,752,309	90,646,700	(3,105,609)	107,080,300	16,433,600

Department: HOM Homelessness And Supportive Housing

Fund Code	Fund Title	Code	Title	2024-25 Original Budget	2025-26 Proposed Budget	2025-26 Change From 2024-25	2026-27 Proposed Budget	2026-27 Change From 2025-26
Continuing Projects - Authority Control								
		21529	HOM AffordHousing-Under Age 30	85,666,849	37,785,570	(47,881,279)	36,751,728	(1,033,842)
		21530	HOM AffordHousing-Families	63,781,304	49,202,712	(14,578,592)	48,479,055	(723,657)
		21532	HOM Homelessness Prevention	71,557,909	70,488,663	(1,069,246)	66,747,255	(3,741,408)
		21533	HOM Shelter and Hygiene	47,583,704	54,925,495	7,341,791	111,748,113	56,822,618
10582 Total				362,342,075	303,049,140	(59,292,935)	370,806,451	67,757,311
Continuing Projects - Authority Control Total				450,512,228	385,143,115	(65,369,113)	442,725,654	57,582,539

Grants Projects

11580	SR Community Health-Grants	10040642	HOM FY25 SB McKinney PATH	631,550		(631,550)		
		10041191	HHIP 2	4,348,000		(4,348,000)		
		10041193	IPP 2	370,000		(370,000)		
		10041194	CaAIM TMP	200,000		(200,000)		
		10041990	HOM FY26 SB McKinney PATH		631,550	631,550	631,550	
11580 Total				5,549,550	631,550	(4,918,000)	631,550	0

12960 SR Human Welfare-Grants

10038952	SFHA EHV Support		114,500			(114,500)		
10040651	HOM FY25 250 Kearny VASH		2,453,118			(2,453,118)		
10040652	HOM FY25 CoC AO Budget		5,643,553			(5,643,553)		
10040653	El Dorado/Midori		361,670			(361,670)		
10040655	Veterans Academy		358,694			(358,694)		
10040657	Veterans Commons		405,871			(405,871)		
10040659	SF HMIS Expansion		716,712			(716,712)		
10040660	Rental Assistance I		15,372,979			(15,372,979)		
10040661	Glide Cecil William Comm House		589,383			(589,383)		
10040662	Hazel Betsey		260,267			(260,267)		
10040664	CHP Scattered Sites		959,958			(959,958)		
10040665	Rental Assistance II		4,351,609			(4,351,609)		
10040667	CCCYO Scattered Sites		1,527,836			(1,527,836)		
10040668	Dir Accss Hsng Chrmic Alchlics		1,467,415			(1,467,415)		
10040672	3rd Strt Hmless Youth RRH Prgm		549,000			(549,000)		
10040673	1296 Shotwell		392,290			(392,290)		
10040675	Mission Bay		269,382			(269,382)		

Department: HOM Homelessness And Supportive Housing

Fund Code	Fund Title	Code	Title	2024-25 Original Budget	2025-26 Proposed Budget	2025-26 Change From 2024-25	2026-27 Proposed Budget	2026-27 Change From 2025-26
-----------	------------	------	-------	-------------------------	-------------------------	-----------------------------	-------------------------	-----------------------------

Grants Projects

10040676	Rnt Asstnce for Hmless Vets II			492,034		(492,034)		
10040677	Hope House for Veterans			1,029,208		(1,029,208)		
10040678	Rapid Re-Housing for TAY			2,297,037		(2,297,037)		
10040679	San Fran Coordin Entry Expan			997,570		(997,570)		
10040681	Youth Coordinated Entry			225,000		(225,000)		
10040682	DV Coordinated Entry			882,911		(882,911)		
10040683	Larkin Strt YAC Collaborative			444,106		(444,106)		
10040685	AWS Rapid Rehousing			1,379,412		(1,379,412)		
10040688	LGBT Center Host Home Program			368,177		(368,177)		
10040689	Integrated Services Network			993,797		(993,797)		
10040691	1300 Fourth			492,006		(492,006)		
10040692	Mary Helen Rogers Senr Commnty			371,163		(371,163)		
10040693	Lyric			1,178,246		(1,178,246)		
10040706	Rent Asstnce for Hmless Vets I			642,430		(642,430)		
10040708	Bishop Swing Community House			468,479		(468,479)		
10040709	Treasure Island Consolidated			2,639,096		(2,639,096)		
10040710	TNDC Folsom Dore			599,723		(599,723)		
10040714	Allen Hotel			712,602		(712,602)		
10040719	San Francisco HMIS 2016			33,909		(33,909)		
10040720	Eddy and Taylor			296,874		(296,874)		
10040722	Housing for Survivors			2,338,149		(2,338,149)		
10040723	Leasing - Empress/Hope H/Rita			3,604,870		(3,604,870)		
10040725	CoC Planning 2023			1,500,000		(1,500,000)		
10040732	42 Otis - CoC			969,546		(969,546)		
10040733	180 Jones			1,095,332		(1,095,332)		
10040735	HOM VETERAN AFFAIRS ONE SYSTEM			20,000		(20,000)		
10041161	4200 Geary			317,736		(317,736)		
10041991	HOM FY26 250 Kearny VASH				2,655,036	2,655,036	2,655,036	
10041992	HOM FY26 CoC AO Budget				5,821,249	5,821,249	5,821,249	



Department: HOM Homelessness And Supportive Housing

Fund Code	Fund Title	Code	Title	2024-25 Original Budget	2025-26 Proposed Budget	2025-26 Change From 2024-25	2026-27 Proposed Budget	2026-27 Change From 2025-26
-----------	------------	------	-------	-------------------------	-------------------------	-----------------------------	-------------------------	-----------------------------

Grants Projects

10041993	HOM Veteran Affairs One System				20,000	20,000	20,000	
10041994	SF HMIS Expansion				762,525	762,525	762,525	
10041995	Glide Cecil William Comm House				620,799	620,799	620,799	
10041996	Hazel Betsey				272,975	272,975	272,975	
10041997	Leasing - Empress/Hope H/Rita				3,748,805	3,748,805	3,748,805	
10041998	180 Jones				1,126,230	1,126,230	1,126,230	
10041999	CHP Scattered Sites				996,846	996,846	996,846	
10042000	CCCYO Scattered Sites				1,598,972	1,598,972	1,598,972	
10042001	Dir Accss Hsng Chrmc Alchlics				1,545,788	1,545,788	1,545,788	
10042003	Lyric / Rental Assistance II				6,188,568	6,188,568	6,188,568	
10042005	Rental Assistance I				16,150,375	16,150,375	16,150,375	
10042006	3rd Strt Hmless Youth RRH Prgm				576,603	576,603	576,603	
10042007	1296 Shotwell				408,850	408,850	408,850	
10042008	Hope House for Veterans				1,067,869	1,067,869	1,067,869	
10042009	Rapid Re-Housing for TAY				2,407,236	2,407,236	2,407,236	
10042011	Youth Coordinated Entry				240,750	240,750	240,750	
10042012	DV Coordinated Entry				939,115	939,115	939,115	
10042013	Larkin Strt YAC Collaborative				463,613	463,613	463,613	
10042014	AWS Rapid Rehousing				1,348,417	1,348,417	1,348,417	
10042015	Integrated Services Network				1,057,945	1,057,945	1,057,945	
10042016	1300 Fourth				491,328	491,328	491,328	
10042017	4200 Geary Expansion				331,776	331,776	331,776	
10042018	78 Haight (42 Otis)				758,242	758,242	758,242	
10042019	Housing for Survivors				2,438,419	2,438,419	2,438,419	
10042020	San Fran Coordin Entry Expan				1,061,107	1,061,107	1,061,107	
10042021	Mary Helen Rogers Senr Commnty				372,967	372,967	372,967	
10042022	Bishop Swing Community House				481,107	481,107	481,107	
10042023	Treasure Island Consolidated				2,618,624	2,618,624	2,618,624	
10042024	TNDC Folsom Dore				615,060	615,060	615,060	
10042025	Allen Hotel				740,123	740,123	740,123	

Department: HOM Homelessness And Supportive Housing

Fund Code	Fund Title	Code	Title	2024-25 Original Budget	2025-26 Proposed Budget	2025-26 Change From 2024-25	2026-27 Proposed Budget	2026-27 Change From 2025-26
Grants Projects								
		10042026	San Francisco HMIS 2016		36,067	36,067	36,067	
		10042027	Eddy and Taylor		295,320	295,320	295,320	
		10042028	CoC Planning 2024		1,500,000	1,500,000	1,500,000	
		10042029	Rental Asst for Homeless Vets		2,273,315	2,273,315	2,273,315	
12960	Total			62,183,650	64,032,021	1,848,371	64,032,021	0
Grants Projects Total				67,733,200	64,663,571	(3,069,629)	64,663,571	0
Work Orders/Overhead								
10060	GF Work Order	203646	HOM Programs		16,862,869	16,862,869	15,134,134	(1,728,735)
			HOM PROGRAMS	5,787,521		(5,787,521)		
10060	Total			5,787,521	16,862,869	11,075,348	15,134,134	(1,728,735)
Work Orders/Overhead Total				5,787,521	16,862,869	11,075,348	15,134,134	(1,728,735)
Continuing Projects - Project Control								
12920	SR Human Welfare-Grants Sta	10041123	HHAP 5	43,463,970		(43,463,970)		
		10041210	Encampment Resolution ERF-3-R	7,975,486		(7,975,486)		
		10042362	HOM HHAP 6		39,923,547	39,923,547		(39,923,547)
12920	Total			51,439,456	39,923,547	(11,515,909)	0	(39,923,547)
Continuing Projects - Project Control Total				51,439,456	39,923,547	(11,515,909)	0	(39,923,547)
Total Uses of Funds				846,323,741	742,650,158	(103,673,583)	760,342,473	17,692,315

Department: HRD Human Resources

	2024-25 Original Budget	2025-26 Proposed Budget	2025-26 Change From 2024-25	2026-27 Proposed Budget	2026-27 Change From 2025-26
<u>Uses Summary</u>					
Salaries	31,144,755	30,417,361	(727,394)	31,317,677	900,316
Mandatory Fringe Benefits	11,287,498	10,962,632	(324,866)	11,448,727	486,095
Non-Personnel Services	101,072,194	104,144,932	3,072,738	102,271,537	(1,873,395)
Materials & Supplies	402,220	503,301	101,081	454,114	(49,187)
Programmatic Projects	4,980,000	2,840,000	(2,140,000)	2,070,000	(770,000)
Services Of Other Depts	7,785,764	9,269,035	1,483,271	9,578,384	309,349
Overhead and Allocations		(157,087)	(157,087)		157,087
Total Uses by Chart of Accounts	156,672,431	157,980,174	1,307,743	157,140,439	(839,735)
<u>Sources Summary</u>					
Other Revenues	151,980	169,111	17,131	176,204	7,093
Expenditure Recovery	141,582,603	140,918,480	(664,123)	141,184,520	266,040
General Fund Support	14,937,848	16,892,583	1,954,735	15,779,715	(1,112,868)
Total Sources by Chart of Accounts	156,672,431	157,980,174	1,307,743	157,140,439	(839,735)
<u>Fund Summary</u>					
General Fund	46,890,448	45,597,438	(1,293,010)	44,716,510	(880,928)
General Services Fund	109,781,983	112,382,736	2,600,753	112,423,929	41,193
Total Uses by Funds	156,672,431	157,980,174	1,307,743	157,140,439	(839,735)
<u>Division Summary</u>					
HRD Administration	7,064,123	7,903,162	839,039	8,353,807	450,645
HRD Equal Emplmtn Opportunity	9,000,313	9,311,110	310,797	9,486,481	175,371
HRD Employee Relations	4,847,885	5,164,014	316,129	4,958,323	(205,691)
HRD Employment Services	15,342,910	15,660,651	317,741	15,127,567	(533,084)
HRD Workers Compensation	109,630,003	112,213,625	2,583,622	112,247,725	34,100
HRD Workforce Development	10,787,197	7,727,612	(3,059,585)	6,966,536	(761,076)
Total Uses by Division	156,672,431	157,980,174	1,307,743	157,140,439	(839,735)
<u>Uses of Funds Detail Appropriation</u>					

Department: HRD Human Resources

Fund Code	Fund Title	Code	Title	2024-25 Original Budget	2025-26 Proposed Budget	2025-26 Change From 2024-25	2026-27 Proposed Budget	2026-27 Change From 2025-26
Operating								
10000	GF Annual Account Ctrl		Salaries	19,138,800	19,017,898	(120,902)	19,604,036	586,138
			Mandatory Fringe Benefits	6,381,818	6,311,794	(70,024)	6,581,493	269,699
			Non-Personnel Services	2,410,360	2,249,755	(160,605)	1,193,370	(1,056,385)
			Materials & Supplies	114,664	158,556	43,892	109,369	(49,187)
			Services Of Other Depts	6,169,914	7,711,963	1,542,049	7,885,364	173,401
			Overhead and Allocations	(4,147,754)	(4,575,159)	(427,405)	(4,367,874)	207,285
10000 Total				30,067,802	30,874,807	807,005	31,005,758	130,951
12460	SR Workers' Compensation		Salaries	7,095,623	6,940,652	(154,971)	7,088,684	148,032
			Mandatory Fringe Benefits	3,177,076	3,076,638	(100,438)	3,216,341	139,703
			Non-Personnel Services	94,266,439	97,143,637	2,877,198	96,648,331	(495,306)
			Materials & Supplies	180,406	180,406		180,406	
			Services Of Other Depts	1,312,696	1,254,479	(58,217)	1,390,427	135,948
			Overhead and Allocations	3,597,763	3,617,813	20,050	3,723,536	105,723
12460 Total				109,630,003	112,213,625	2,583,622	112,247,725	34,100
Operating Total				139,697,805	143,088,432	3,390,627	143,253,483	165,051
Annual Projects - Authority Control								
10010	GF Annual Authority Ctrl	17358	HR Tuition Reimbursement	9,000	9,000		9,000	
		17360	Labor Relations	1,412,917	1,747,298	334,381	1,439,125	(308,173)
		17363	Hr Trainee Program	172,115	178,423	6,308	185,819	7,396
		17364	Leave Management	435,397		(435,397)		
		20992	HR SF Fellows Program	3,480,000	840,000	(2,640,000)		(840,000)
		22015	ExpAuth-Auto Machinists 1414	4,000	4,000		4,000	
		22016	ExpAuth-Bldg Inspectors Assoc.	10,000	10,000		10,000	
		22017	ExpAuth-Consolidated Crafts	4,500	4,500		4,500	
		22019	ExpAuth-DeputySheriffs Assoc	5,000	5,000		5,000	
		22020	ExpAuth-Electrical Workers,L6	8,000	8,000		8,000	
		22021	ExpAuth-FirefightersL798 Unit1	20,000	20,000		20,000	
		22022	ExpAuth-FirefightersL798 Unit2	3,000	3,000		3,000	
		22025	ExpAuth-MunicipalExecAssoc	250,000	250,000		250,000	
		22026	ExpAuth-Plumbers, Local 38	7,500	7,500		7,500	

Department: HRD Human Resources

Fund Code	Fund Title	Code	Title	2024-25 Original Budget	2025-26 Proposed Budget	2025-26 Change From 2024-25	2026-27 Proposed Budget	2026-27 Change From 2025-26
Annual Projects - Authority Control								
22027	ExpAuth-Police Officers, L911			5,000	5,000		5,000	
22028	ExpAuth-DeputyProbationOfficer			20,000	20,000		20,000	
22029	ExpAuth-SF City Workers United			4,000	4,000		4,000	
22030	ExpAuth-SEIU Local 1021, Misc			120,000	120,000		120,000	
22031	ExpAuth-SEIU L1021, StaffNurses			275,000	275,000		275,000	
22032	ExpAuth-SheetMetalWorkers,L104			750	750		750	
22033	ExpAuth-SheriffsMgrSupervisor			5,000	5,000		5,000	
22034	ExpAuth-StationaryEngineer,L39			8,000	8,000		8,000	
22036	ExpAuth-TeamstersL856MultiUnit			20,000	20,000		20,000	
22037	ExpAuth-Teamsters, L856SupvRN			100,000	100,000		100,000	
22038	ExpAuth-TWU Local 250-A, 7410			2,500	2,500		2,500	
22039	ExpAuth-TWU, Local 200, SEAM			6,000	6,000		6,000	
22040	ExpAuth-TWU, L250-A, MultiUnit			15,000	15,000		15,000	
22041	ExpAuth-UnrepresentedEmployees			30,000	30,000		30,000	
22431	HRD-Local 261 Apprenticeship			100,000	100,000		100,000	
10010 Total				6,532,679	3,797,971	(2,734,708)	2,657,194	(1,140,777)
Annual Projects - Authority Control Total				6,532,679	3,797,971	(2,734,708)	2,657,194	(1,140,777)
Continuing Projects - Authority Control								
10020	GF Continuing Authority Ctrl							
17358	HR Tuition Reimbursement			29,972	29,972		29,972	
17367	HR Fingerprinting			350,000	350,000		350,000	
20357	HIRING MODERNIZATION			2,508,891	2,474,275	(34,616)	2,534,047	59,772
21748	Reinvestment Initiatives			216,046	223,741	7,695	232,821	9,080
22018	ExpAuth-CarpentersPileDrivers			5,000	5,000		5,000	
22023	ExpAuth-IFPTE, Local 21			1,000,000	1,000,000		1,000,000	
22024	ExpAuth-Laborers, Local 261			7,500	7,500		7,500	
22035	ExpAuth-Teamsters, 853			6,000	6,000		6,000	
22432	HRD-Local 1414 Apprenticeship			15,000	15,000		15,000	
22446	HRD Career Center			388,949	424,935	35,986	434,981	10,046
22550	Internet-Employee Portal			1,000,000	1,570,000	570,000	1,620,000	50,000
10020 Total				5,527,358	6,106,423	579,065	6,235,321	128,898

Department: HRD Human Resources

Fund Code	Fund Title	Code	Title	2024-25 Original Budget	2025-26 Proposed Budget	2025-26 Change From 2024-25	2026-27 Proposed Budget	2026-27 Change From 2025-26
Continuing Projects - Authority Control								
Continuing Projects - Authority Control Total				5,527,358	6,106,423	579,065	6,235,321	128,898
Grants Projects								
12550	SR Grants; GSF Continuing	10040858	HRD Fish Fellow Grant FY25	151,980		(151,980)		
		10042036	HRD Fish Fellow Grant FY26		169,111	169,111	176,204	7,093
12550 Total				151,980	169,111	17,131	176,204	7,093
Grants Projects Total				151,980	169,111	17,131	176,204	7,093
Work Orders/Overhead								
10060	GF Work Order	232025	HRD Employment Services	3,671,247	3,743,371	72,124	3,743,371	
		232029	HRD Workforce Development	1,091,362	1,074,866	(16,496)	1,074,866	
10060 Total				4,762,609	4,818,237	55,628	4,818,237	0
Work Orders/Overhead Total				4,762,609	4,818,237	55,628	4,818,237	0
Total Uses of Funds				156,672,431	157,980,174	1,307,743	157,140,439	(839,735)

Department: HRC Human Rights Commission

		2024-25 Original Budget	2025-26 Proposed Budget	2025-26 Change From 2024-25	2026-27 Proposed Budget	2026-27 Change From 2025-26
<u>Uses Summary</u>						
Salaries		4,712,718	4,147,291	(565,427)	4,310,893	163,602
Mandatory Fringe Benefits		1,737,695	1,479,672	(258,023)	1,546,700	67,028
Non-Personnel Services		301,850	181,980	(119,870)	156,099	(25,881)
City Grant Program		1,645,580	1,639,508	(6,072)	1,659,661	20,153
Materials & Supplies		33,066	33,066		32,239	(827)
Programmatic Projects		35,238,255	19,113,079	(16,125,176)	19,113,079	
Services Of Other Depts		1,082,181	1,353,666	271,485	1,385,749	32,083
Total Uses by Chart of Accounts		44,751,345	27,948,262	(16,803,083)	28,204,420	256,158
<u>Sources Summary</u>						
Intergovernmental: State		9,900,000		(9,900,000)		
Licenses, Permits, & Franchises			200,000	200,000	200,000	
Expenditure Recovery		100,080	100,584	504	100,584	
General Fund Support		34,751,265	27,647,678	(7,103,587)	27,903,836	256,158
Total Sources by Chart of Accounts		44,751,345	27,948,262	(16,803,083)	28,204,420	256,158
<u>Fund Summary</u>						
Community / Neighborhood Dev		9,900,000		(9,900,000)		
General Fund		34,851,345	27,748,262	(7,103,083)	28,004,420	256,158
Human Welfare Fund			200,000	200,000	200,000	
Total Uses by Funds		44,751,345	27,948,262	(16,803,083)	28,204,420	256,158
<u>Division Summary</u>						
HRC Human Rights Commission		44,751,345	27,948,262	(16,803,083)	28,204,420	256,158
Total Uses by Division		44,751,345	27,948,262	(16,803,083)	28,204,420	256,158

Uses of Funds Detail Appropriation

Fund Code	Fund Title	Code	Title	2024-25 Original Budget	2025-26 Proposed Budget	2025-26 Change From 2024-25	2026-27 Proposed Budget	2026-27 Change From 2025-26
<b>Operating</b>								
10000	GF Annual Account Ctrl		Salaries	4,712,718	4,147,291	(565,427)	4,310,893	163,602

Department: HRC Human Rights Commission

Fund Code	Fund Title	Code	Title	2024-25 Original Budget	2025-26 Proposed Budget	2025-26 Change From 2024-25	2026-27 Proposed Budget	2026-27 Change From 2025-26
Operating								
	Mandatory Fringe Benefits			1,737,695	1,479,672	(258,023)	1,546,700	67,028
	Non-Personnel Services			301,850	181,980	(119,870)	156,099	(25,881)
	City Grant Program			1,645,580	1,439,508	(206,072)	1,459,661	20,153
	Materials & Supplies			33,066	33,066		32,239	(827)
	Services Of Other Depts			807,386	1,078,871	271,485	1,110,954	32,083
10000	Total			9,238,295	8,360,388	(877,907)	8,616,546	256,158
12900	SR WOM Domestic Violence Prog		City Grant Program		200,000	200,000	200,000	
12900	Total			0	200,000	200,000	200,000	0
	Operating Total			9,238,295	8,560,388	(677,907)	8,816,546	256,158
Annual Projects - Authority Control								
10010	GF Annual Authority Ctrl	20990	Opportunities for All		64,795	64,795	64,795	
10010	Total			0	64,795	64,795	64,795	0
	Annual Projects - Authority Control Total			0	64,795	64,795	64,795	0
Continuing Projects - Authority Control								
10020	GF Continuing Authority Ctrl	20990	Opportunities for All	64,795		(64,795)		
21748	Reinvestment Initiatives			24,716,255	19,323,079	(5,393,176)	19,323,079	
22070	HRC CBO Grant Pool			832,000		(832,000)		
10020	Total			25,613,050	19,323,079	(6,289,971)	19,323,079	0
	Continuing Projects - Authority Control Total			25,613,050	19,323,079	(6,289,971)	19,323,079	0
Grants Projects								
10770	SR Neighborhood Dev-Grants	10041222	CFA FY25-FY26	9,900,000		(9,900,000)		
10770	Total			9,900,000	0	(9,900,000)	0	0
	Grants Projects Total			9,900,000	0	(9,900,000)	0	0
	Total Uses of Funds			44,751,345	27,948,262	(16,803,083)	28,204,420	256,158



Department: HSA Human Services

	2024-25 Original Budget	2025-26 Proposed Budget	2025-26 Change From 2024-25	2026-27 Proposed Budget	2026-27 Change From 2025-26
<u>Uses Summary</u>					
Salaries	272,160,828	284,273,026	12,112,198	294,261,001	9,987,975
Mandatory Fringe Benefits	121,667,491	127,598,774	5,931,283	134,447,890	6,849,116
Non-Personnel Services	48,051,638	66,555,255	18,503,617	59,309,330	(7,245,925)
Aid Assistance	11,246,053	10,882,695	(363,358)	10,882,695	
Aid Payments	486,045,579	524,764,772	38,719,193	568,846,775	44,082,003
Capital Outlay	73,917	350,000	276,083	350,000	
City Grant Program	166,435,755	164,450,328	(1,985,427)	161,064,291	(3,386,037)
Debt Service		1,592,842	1,592,842	6,033,525	4,440,683
Materials & Supplies	3,675,322	3,679,447	4,125	3,588,125	(91,322)
Other Support/Care of Persons	1,140,687	140,687	(1,000,000)	140,687	
Services Of Other Depts	97,637,961	104,573,052	6,935,091	108,649,517	4,076,465
Intrafund Transfers Out	23,512,270	23,162,701	(349,569)	23,491,731	329,030
Transfer Adjustment - Uses	(393,971)	(206,991)	186,980	(206,991)	
Total Uses by Chart of Accounts	1,231,253,530	1,311,816,588	80,563,058	1,370,858,576	59,041,988

Sources Summary

Intergovernmental: Federal	354,693,308	373,325,575	18,632,267	383,984,878	10,659,303
Intergovernmental: State	499,984,711	523,914,534	23,929,823	537,528,853	13,614,319
Charges for Services	2,311,225	3,520,746	1,209,521	3,803,562	282,816
Rents & Concessions	145,000	145,000		145,000	
Other Revenues	330,000	80,000	(250,000)	80,000	
Interest & Investment Income	279,820	272,133	(7,687)	272,795	662
Expenditure Recovery	22,248,606	41,263,832	19,015,226	39,201,965	(2,061,867)
IntraFund Transfers In	393,971	206,991	(186,980)	206,991	
Transfers In	17,421,307	16,359,307	(1,062,000)	16,359,307	
Transfer Adjustment-Source	(393,971)	(206,991)	186,980	(206,991)	
General Fund Support	333,839,553	352,935,461	19,095,908	389,482,216	36,546,755
Total Sources by Chart of Accounts	1,231,253,530	1,311,816,588	80,563,058	1,370,858,576	59,041,988

Department: HSA Human Services

		2024-25 Original Budget	2025-26 Proposed Budget	2025-26 Change From 2024-25	2026-27 Proposed Budget	2026-27 Change From 2025-26
<u>Fund Summary</u>						
General Fund		1,141,908,972	1,220,982,967	79,073,995	1,279,837,181	58,854,214
Human Welfare Fund		79,712,757	81,187,870	1,475,113	81,375,644	187,774
Senior Citizens Program Fund		9,631,801	9,645,751	13,950	9,645,751	
Total Uses by Funds		1,231,253,530	1,311,816,588	80,563,058	1,370,858,576	59,041,988
<u>Division Summary</u>						
HSA Disability & Aging Svc		509,772,543	548,328,132	38,555,589	597,057,910	48,729,778
HSA Admin Support (HSA)		168,582,654	193,916,939	25,334,285	201,852,742	7,935,803
HSA Benefits & Family Support		552,898,333	569,571,517	16,673,184	571,947,924	2,376,407
Total Uses by Division		1,231,253,530	1,311,816,588	80,563,058	1,370,858,576	59,041,988

Uses of Funds Detail Appropriation

Fund Code	Fund Title	Code	Title	2024-25 Original Budget	2025-26 Proposed Budget	2025-26 Change From 2024-25	2026-27 Proposed Budget	2026-27 Change From 2025-26
<b>Operating</b>								
10000	GF Annual Account Ctrl		Salaries	257,682,578	268,333,367	10,650,789	278,442,245	10,108,878
			Mandatory Fringe Benefits	119,247,987	124,921,223	5,673,236	131,700,883	6,779,660
			Non-Personnel Services	38,490,448	60,097,544	21,607,096	53,859,612	(6,237,932)
			Aid Assistance	6,946,887	6,880,905	(65,982)	6,880,905	
			Aid Payments	486,045,579	524,764,772	38,719,193	568,846,775	44,082,003
			City Grant Program	63,886,863	59,805,917	(4,080,946)	55,084,050	(4,721,867)
			Debt Service		1,592,842	1,592,842	6,033,525	4,440,683
			Materials & Supplies	3,648,757	3,652,882	4,125	3,561,560	(91,322)
			Other Support/Care of Persons	10,000	10,000		10,000	
			Services Of Other Depts	95,861,338	100,994,949	5,133,611	105,008,734	4,013,785
			Intrafund Transfers Out	23,512,270	23,162,701	(349,569)	23,491,731	329,030
			Transfer Adjustment - Uses	(393,971)	(206,991)	186,980	(206,991)	
10000 Total				1,094,938,736	1,174,010,111	79,071,375	1,232,713,029	58,702,918
Operating Total				1,094,938,736	1,174,010,111	79,071,375	1,232,713,029	58,702,918
Continuing Projects - Authority Control								

Department: HSA Human Services

Fund Code	Fund Title	Code	Title	2024-25 Original Budget	2025-26 Proposed Budget	2025-26 Change From 2024-25	2026-27 Proposed Budget	2026-27 Change From 2025-26
Continuing Projects - Authority Control								
10020	GF Continuing Authority Ctrl	10000	Operating	10,795,362	7,403,458	(3,391,904)	7,506,266	102,808
		15753	AD Disability Access Maintena		350,000	350,000	350,000	
		17554	SF Connected Prg	374,858	388,690	13,832	404,720	16,030
		17556	Community Living Fund	9,352,261	10,635,996	1,283,735	11,024,406	388,410
		17559	HS Fire Victim Assistance Fund	2,086,915	1,789,539	(297,376)	1,789,539	
		17561	IPO	1,960,642	541,326	(1,419,316)	576,099	34,773
		17562	HS Jobs Now Programs	10,366,138	14,071,282	3,705,144	13,725,354	(345,928)
		17565	HS Working Families Credit	1,000,000		(1,000,000)		
		17566	CalWIN	4,696,145	2,854,593	(1,841,552)	2,917,273	62,680
		20324	Sugar-Sweetened Beverages Tax	5,291,900	7,574,620	2,282,720	7,446,192	(128,428)
		22849	CAAP SUD Ordinance	1,046,015	1,363,352	317,337	1,384,303	20,951
10020 Total				46,970,236	46,972,856	2,620	47,124,152	151,296
12890	SR Community Living	17552	Child Svcs Fund-W&I Art5	143,729	125,725	(18,004)	125,725	
12890 Total				143,729	125,725	(18,004)	125,725	0
12965	SR Nov 2016 Prop I Dignity	20354	Nov 16 Prop I dignity Fund	76,785,154	75,711,440	(1,073,714)	78,712,102	3,000,662
12965 Total				76,785,154	75,711,440	(1,073,714)	78,712,102	3,000,662
Continuing Projects - Authority Control Total				123,899,119	122,810,021	(1,089,098)	125,961,979	3,151,958
Grants Projects								
12910	SR Human Welfare-Grants Oth	10040021	HS FS CSNS	250,000		(250,000)		
12910 Total				250,000	0	(250,000)	0	0
12960	SR Human Welfare-Grants	10039486	HS PA Refugee RESS FFYs24-25		76,809	76,809		(76,809)
		10040721	HS PA Refugee RESS FFYs25-26	110,384	960,822	850,438		(960,822)
		10040727	HS PA Refugee ORSA FFYs25-26	7,376	11,725	4,349		(11,725)
		10041982	HS PA Refugee RESS FFYs25-27		1,071,206	1,071,206	1,071,206	
		10041983	HS AG Refugee ORSA FFYs26-27		19,101	19,101	19,101	
12960 Total				117,760	2,139,663	2,021,903	1,090,307	(1,049,356)
14520	SR Senior Citizens-Grants Sta	10040318	HS AG MOCA Nutr Yr3	902,284		(902,284)		
		10040319	HS AG MOCA Nutr Yr4		902,284	902,284	902,284	
		10040749	HS AG CalVet MHSA FY25-FY26	75,000	75,000		75,000	
		10040800	HS AG Admin State GF FY25	100,001		(100,001)		

Department: HSA Human Services

Fund Code	Fund Title	Code	Title	2024-25 Original Budget	2025-26 Proposed Budget	2025-26 Change From 2024-25	2026-27 Proposed Budget	2026-27 Change From 2025-26
Grants Projects								
10040801	HS AG Omb State GF FY25			129,691		(129,691)		
10040802	HS AG Con Nutr IIIC1 FY25 ST			282,441		(282,441)		
10040803	HS AG HDM Nutr IIIC2 FY25 ST			1,608,993		(1,608,993)		
10040806	HS AG Omb PH L&C Pg Fnd FY25			4,714		(4,714)		
10040808	HS AG Omb SHF CP Acctt FY25			21,870		(21,870)		
10040809	HS AG Omb SNF QAF FY25			22,390		(22,390)		
10040810	HS AG HICAP Reim FY25/26				139,957	139,957	139,957	
10040811	HS AG HICAP State FY25/26				69,925	69,925	69,925	
10040812	HS AG HICAP AUG FY25/26				67,452	67,452	67,452	
10040815	HS AG ADRC Infr FY25			355,404		(355,404)		
10041776	HS AG Omb State GF FY26				129,691	129,691	129,691	
10041777	HS AG Omb PH L&C Pg Fnd FY26				4,714	4,714	4,714	
10041778	HS AG Omb SHF CP Acctt FY26				21,870	21,870	21,870	
10041779	HS AG Omb SNF QAF FY26				22,390	22,390	22,390	
10041786	HS AG Con Nutr IIIC1 FY26 ST				282,441	282,441	282,441	
10041788	HS AG HDM Nutr IIIC2 FY26 ST				1,608,993	1,608,993	1,608,993	
10041789	HS AG Admin State GF FY26				100,000	100,000	100,000	
10041929	HS AG CalFresh Expansion FFY26				64,174	64,174	64,174	
10041931	HS AG ADRC Infr FY26				329,812	329,812	329,812	
14520 Total				3,502,788	3,818,703	315,915	3,818,703	0
SR Senior Citizens-Grants								
14560	SR Senior Citizens-Grants							
10040793	HS AG Supp Svcs IIBB FY25			1,293,454		(1,293,454)		
10040794	HS AG Con Nutr IIIC1 FY25 Fed			1,126,185		(1,126,185)		
10040795	HS AG HDM Nutr IIIC2 FY25 Fed			1,039,038		(1,039,038)		
10040796	HS AG Prev Hlth IIID FY25			71,545		(71,545)		
10040797	HS AG Fam Caregiver Svc FY25			475,434		(475,434)		
10040798	HS AG Omb LTC Svcs VIIA FY25			43,212		(43,212)		
10040799	HS AG Elder Abuse Prev FY25			12,181		(12,181)		
10040804	HS AG NSIP Con Nutr IIIC1 FY25			738,598		(738,598)		
10040805	HS AG NSIP HDM Nutr IIIC2 FY25			1,329,366		(1,329,366)		
10040813	HS AG HICAP SHIP FY25/26				101,935	101,935	101,935	

Department: HSA Human Services

Fund Code	Fund Title	Code	Title	2024-25 Original Budget	2025-26 Proposed Budget	2025-26 Change From 2024-25	2026-27 Proposed Budget	2026-27 Change From 2025-26
Grants Projects								
		10041775	HS AG Elder Abuse Prev FY26		12,181	12,181	12,181	
		10041780	HS AG HDM Nutr IIIC2 FY26 Fed		1,039,038	1,039,038	1,039,038	
		10041781	HS AG Supp Svcs IIIB FY26		1,244,873	1,244,873	1,244,873	
		10041782	HS AG Prev Hlth IIID FY26		71,545	71,545	71,545	
		10041783	HS AG Fam Caregiver Svc FY26		495,290	495,290	495,290	
		10041784	HS AG Omb LTC Svcs VIIA FY26		43,212	43,212	43,212	
		10041785	HS AG NSIP Con Nutr IIIC1 FY26		228,926	228,926	228,926	
		10041787	HS AG NSIP HDM Nutr IIIC2 FY26		1,329,366	1,329,366	1,329,366	
		10041791	HS AG Con Nutr IIIC1 FY26 Fed		1,126,185	1,126,185	1,126,185	
		10041925	HS AG MIPPA AAA FFY26		35,451	35,451	35,451	
		10041926	HS AG MIPPA ADRC FFY26		26,750	26,750	26,750	
		10041927	HS AG MIPPA HICAP FFY26		40,209	40,209	40,209	
		10041928	HS AG CalFresh Expansion FFY26		32,087	32,087	32,087	
14560	Total			6,129,013	5,827,048	(301,965)	5,827,048	0
Grants Projects Total				9,999,561	11,785,414	1,785,853	10,736,058	(1,049,356)
Continuing Projects - Project Control								
12920	SR Human Welfare-Grants Sta	10029771	HS AD CCR&ICWA Cty Liaison 2	318,406	330,097	11,691	343,556	13,459
		10039992	HS CH THP Round 5	55,287		(55,287)		
		10040687	HS CH THP Round 6	2,042,421	104,299	(1,938,122)		(104,299)
		10040715	HS CH HNMP Round 3		314,963	314,963		(314,963)
		10041932	HS CH THP Round 7		2,146,720	2,146,720	1,103,954	(1,042,766)
		10041984	HS CH HNMP Round 4		314,963	314,963		(314,963)
12920	Total			2,416,114	3,211,042	794,928	1,447,510	(1,763,532)
Continuing Projects - Project Control Total				2,416,114	3,211,042	794,928	1,447,510	(1,763,532)
Total Uses of Funds				1,231,253,530	1,311,816,588	80,563,058	1,370,858,576	59,041,988

Department: JUV Juvenile Probation

	2024-25 Original Budget	2025-26 Proposed Budget	2025-26 Change From 2024-25	2026-27 Proposed Budget	2026-27 Change From 2025-26
<u>Uses Summary</u>					
Salaries	21,510,201	23,687,044	2,176,843	24,508,589	821,545
Mandatory Fringe Benefits	10,135,916	11,339,424	1,203,508	11,924,120	584,696
Non-Personnel Services	3,504,437	860,978	(2,643,459)	873,978	13,000
Capital Outlay	1,900,000	2,300,000	400,000		(2,300,000)
Debt Service		2,290,000	2,290,000	2,291,250	1,250
Facilities Maintenance	417,126	437,982	20,856	459,881	21,899
Materials & Supplies	590,413	350,413	(240,000)	341,653	(8,760)
Programmatic Projects	1,405,120	4,882,030	3,476,910	963,482	(3,918,548)
Services Of Other Depts	7,165,730	6,916,649	(249,081)	6,508,383	(408,266)
Total Uses by Chart of Accounts	46,628,943	53,064,520	6,435,577	47,871,336	(5,193,184)

Sources Summary

Intergovernmental: Federal	1,575,140	1,542,640	(32,500)	1,542,640	
Intergovernmental: State	14,378,520	20,139,505	5,760,985	16,159,051	(3,980,454)
Charges for Services	3,000	3,000		3,000	
Expenditure Recovery	205,638	180,000	(25,638)	180,000	
General Fund Support	30,466,645	31,199,375	732,730	29,986,645	(1,212,730)
Total Sources by Chart of Accounts	46,628,943	53,064,520	6,435,577	47,871,336	(5,193,184)

Fund Summary

General Fund	32,646,839	33,321,431	674,592	32,108,701	(1,212,730)
Public Protection Fund	13,982,104	19,743,089	5,760,985	15,762,635	(3,980,454)
Total Uses by Funds	46,628,943	53,064,520	6,435,577	47,871,336	(5,193,184)

Division Summary

JUV Community Investments	5,175,797	4,546,215	(629,582)	3,029,418	(1,516,797)
JUV Probation Services	9,664,115	10,433,971	769,856	10,611,798	177,827
JUV Juvenile Hall	16,355,428	22,129,216	5,773,788	20,033,399	(2,095,817)
JUV Log Cabin Ranch		185,000	185,000		(185,000)
JUV General	15,433,603	15,770,118	336,515	14,196,721	(1,573,397)
Total Uses by Division	46,628,943	53,064,520	6,435,577	47,871,336	(5,193,184)

Department: JUV Juvenile Probation

Uses of Funds Detail Appropriation

Fund Code	Fund Title	Code	Title	2024-25 Original Budget	2025-26 Proposed Budget	2025-26 Change From 2024-25	2026-27 Proposed Budget	2026-27 Change From 2025-26
Operating								
10000	GF Annual Account Ctrl		Salaries	16,066,684	16,234,906	168,222	16,802,062	567,156
			Mandatory Fringe Benefits	6,488,425	6,959,005	470,580	7,320,491	361,486
			Non-Personnel Services	3,158,038	794,228	(2,363,810)	807,228	13,000
			Debt Service		2,290,000	2,290,000	2,291,250	1,250
			Materials & Supplies	350,413	350,413		341,653	(8,760)
			Services Of Other Depts	3,813,653	3,954,897	141,244	4,086,136	131,239
10000 Total				29,877,213	30,583,449	706,236	31,648,820	1,065,371
Operating Total				29,877,213	30,583,449	706,236	31,648,820	1,065,371
Annual Projects - Authority Control								
10010	GF Annual Authority Ctrl	15785	JP Juv - Facilities Maintenanc	417,126	437,982	20,856	459,881	21,899
10010 Total				417,126	437,982	20,856	459,881	21,899
Annual Projects - Authority Control Total				417,126	437,982	20,856	459,881	21,899
Continuing Projects - Authority Control								
10020	GF Continuing Authority Ctrl	15785	JP Juv - Facilities Maintenance	1,400,000	1,300,000	(100,000)		(1,300,000)
		19555	JP Juv - Ygc Capital Improveme	240,000		(240,000)		
		20705	YGC Admin Bldg Windows	500,000		(500,000)		
		20709	YGC Replace HVAC Systems		1,000,000	1,000,000		(1,000,000)
		22451	JUV FFP5A Certainty Grant	32,500		(32,500)		
		22843	Rubrik Online Backup System	180,000		(180,000)		
10020 Total				2,352,500	2,300,000	(52,500)	0	(2,300,000)
Continuing Projects - Authority Control Total				2,352,500	2,300,000	(52,500)	0	(2,300,000)
Grants Projects								
13720	SR Public Protection-Grant Sta	10038197	JUV JPAF FY22-23	837,982	477,412	(360,570)		(477,412)
		10039430	JUV JPAF FY23-24		364,862	364,862		(364,862)
		10039438	JUV JPAF FY24-25	5,587,654		(5,587,654)		
		10039875	JUV DJJ Realignment FY24-25	2,344,135		(2,344,135)		
		10040820	JUV YOBG FY24-25	4,120,460	2,481,747	(1,638,713)		(2,481,747)

Department: JUV Juvenile Probation

Fund Code	Fund Title	Code	Title	2024-25 Original Budget	2025-26 Proposed Budget	2025-26 Change From 2024-25	2026-27 Proposed Budget	2026-27 Change From 2025-26
Grants Projects								
10040826	JUV STC Core Training FY24-25			66,750		(66,750)		
10041298	JUV Less Restrictive Programs			1,000,000	1,000,000			(1,000,000)
10041792	JUV STC FY25-26				66,750	66,750	66,750	
10041794	JUV YOBG FY25-26				6,884,364	6,884,364	6,890,050	5,686
10041795	Juvenile Reentry Grant FY25-26				68,045	68,045	68,045	
10041796	JUV DJJ Realignment FY25-26				2,335,048	2,335,048	2,419,950	84,902
10041812	JUV JPAF FY25-26				5,999,387	5,999,387	6,317,840	318,453
10042067	Juvenile Reentry Grant FY24-25				65,474	65,474		(65,474)
13720 Total				13,982,104	19,743,089	5,760,985	15,762,635	(3,980,454)
Grants Projects Total				13,982,104	19,743,089	5,760,985	15,762,635	(3,980,454)
Total Uses of Funds				46,628,943	53,064,520	6,435,577	47,871,336	(5,193,184)



Department: LLB Law Library

		2024-25 Original Budget	2025-26 Proposed Budget	2025-26 Change From 2024-25	2026-27 Proposed Budget	2026-27 Change From 2025-26
<u>Uses Summary</u>						
Salaries		419,212	366,982	(52,230)	481,165	114,183
Mandatory Fringe Benefits		180,257	159,931	(20,326)	207,676	47,745
Materials & Supplies		5,700	5,700		5,557	(143)
Services Of Other Depts		681,150	707,975	26,825	733,272	25,297
Total Uses by Chart of Accounts		1,286,319	1,240,588	(45,731)	1,427,670	187,082

Sources Summary

General Fund Support		1,286,319	1,240,588	(45,731)	1,427,670	187,082
Total Sources by Chart of Accounts		1,286,319	1,240,588	(45,731)	1,427,670	187,082

Fund Summary

General Fund		1,286,319	1,240,588	(45,731)	1,427,670	187,082
Total Uses by Funds		1,286,319	1,240,588	(45,731)	1,427,670	187,082

Division Summary

LLB Law Library		1,286,319	1,240,588	(45,731)	1,427,670	187,082
Total Uses by Division		1,286,319	1,240,588	(45,731)	1,427,670	187,082

Uses of Funds Detail Appropriation

Fund Code	Fund Title	Code	Title	2024-25 Original Budget	2025-26 Proposed Budget	2025-26 Change From 2024-25	2026-27 Proposed Budget	2026-27 Change From 2025-26
<b>Operating</b>								
10000	GF Annual Account Ctrl		Salaries	419,212	366,982	(52,230)	481,165	114,183
			Mandatory Fringe Benefits	180,257	159,931	(20,326)	207,676	47,745
			Materials & Supplies	5,700	5,700		5,557	(143)
			Services Of Other Depts	681,150	707,975	26,825	733,272	25,297
10000 Total				1,286,319	1,240,588	(45,731)	1,427,670	187,082
Operating Total				1,286,319	1,240,588	(45,731)	1,427,670	187,082
Total Uses of Funds				1,286,319	1,240,588	(45,731)	1,427,670	187,082

Department: MYR Mayor

	2024-25 Original Budget	2025-26 Proposed Budget	2025-26 Change From 2024-25	2026-27 Proposed Budget	2026-27 Change From 2025-26
<u>Uses Summary</u>					
Salaries	11,682,879	13,449,728	1,766,849	13,919,937	470,209
Mandatory Fringe Benefits	4,149,839	4,835,030	685,191	5,074,347	239,317
Non-Personnel Services	2,573,452	2,806,174	232,722	2,518,267	(287,907)
Aid Assistance	4,200,000	6,200,000	2,000,000	6,200,000	
City Grant Program	91,827,728	102,199,990	10,372,262	117,184,358	14,984,368
Debt Service	9,581,118	8,634,092	(947,026)	12,194,576	3,560,484
Materials & Supplies	27,000	27,000		26,325	(675)
Other Support/Care of Persons	44,113,842	27,882,790	(16,231,052)	30,309,196	2,426,406
Programmatic Projects	27,375,740	5,228,469	(22,147,271)	5,377,868	149,399
Services Of Other Depts	6,025,029	6,240,307	215,278	6,423,723	183,416
Overhead and Allocations	3,987,296	3,470,755	(516,541)	3,449,802	(20,953)
Transfers Out	2,000,000	2,000,000		2,000,000	
Total Uses by Chart of Accounts	207,543,923	182,974,335	(24,569,588)	204,678,399	21,704,064

Sources Summary

Other Local Taxes	23,355,000	3,093,000	(20,262,000)	3,235,000	142,000
Intergovernmental: Other	1,382,947	1,381,396	(1,551)	2,866,593	1,485,197
Licenses, Permits, & Franchises		200,000	200,000	200,000	
Rents & Concessions	5,030,000	5,030,000		5,030,000	
Other Revenues	10,626,422	3,634,104	(6,992,318)	3,649,098	14,994
Interest & Investment Income	(1,470)	(1,372)	98	(1,254)	118
Expenditure Recovery	38,349,050	6,745,756	(31,603,294)	7,393,387	647,631
Transfers In	246,843		(246,843)		
Beg Fund Balance - Budget Only	3,531,470	3,781,372	249,902	3,531,254	(250,118)
General Fund Support	125,023,661	159,110,079	34,086,418	178,774,321	19,664,242
Total Sources by Chart of Accounts	207,543,923	182,974,335	(24,569,588)	204,678,399	21,704,064

Department: MYR Mayor

Fund Summary						
	2024-25 Original Budget	2025-26 Proposed Budget	2025-26 Change From 2024-25	2026-27 Proposed Budget	2026-27 Change From 2025-26	
Culture and Recreation Fund	3,355,000	3,093,000	(262,000)	3,235,000	142,000	
Community / Neighborhood Dev	81,563,265	55,738,256	(25,825,009)	66,828,256	11,090,000	
General Fund	117,475,658	118,793,079	1,317,421	129,265,143	10,472,064	
General Services Fund	150,000	150,000		150,000		
Human Welfare Fund		200,000	200,000	200,000		
LowMod Income Housing Asset Fd	5,000,000	5,000,000		5,000,000		
Total Uses by Funds	207,543,923	182,974,335	(24,569,588)	204,678,399	21,704,064	

Division Summary

MYR Office Of The Mayor	10,869,847	11,402,590	532,743	11,821,319	418,729	
MYR Housing & Community Dev	196,674,076	171,571,745	(25,102,331)	192,857,080	21,285,335	
Total Uses by Division	207,543,923	182,974,335	(24,569,588)	204,678,399	21,704,064	

Uses of Funds Detail Appropriation

Fund Code	Fund Title	Code	Title	2024-25 Original Budget	2025-26 Proposed Budget	2025-26 Change From 2024-25	2026-27 Proposed Budget	2026-27 Change From 2025-26
Operating								
10000	GF Annual Account Ctrl		Salaries	5,436,354	5,846,916	410,562	6,044,784	197,868
			Mandatory Fringe Benefits	2,057,878	2,223,368	165,490	2,329,989	106,621
			Non-Personnel Services	173,597	173,597		173,597	
			City Grant Program	1,376	51,455,324	51,453,948	56,869,930	5,414,606
			Debt Service	7,980,975	7,037,925	(943,050)	7,981,475	943,550
			Materials & Supplies	27,000	27,000		26,325	(675)
			Services Of Other Depts	1,789,238	1,832,400	43,162	1,924,459	92,059
10000	Total			17,466,418	68,596,530	51,130,112	75,350,559	6,754,029
12900	SR WOM Domestic Violence Prog		City Grant Program		200,000	200,000	200,000	
12900	Total			0	200,000	200,000	200,000	0
Operating Total				17,466,418	68,796,530	51,330,112	75,550,559	6,754,029

Annual Projects - Authority Control

10010	GF Annual Authority Ctrl	17168	Mohcd Children'S Baseline	1,658,507	1,658,507		1,681,958	23,451
-------	--------------------------	-------	---------------------------	-----------	-----------	--	-----------	--------

Department: MYR Mayor

Fund Code	Fund Title	Code	Title	2024-25 Original Budget	2025-26 Proposed Budget	2025-26 Change From 2024-25	2026-27 Proposed Budget	2026-27 Change From 2025-26
Annual Projects - Authority Control								
		17172	Ellis Act	164,043	170,070	6,027	177,159	7,089
		17184	MY Hope Sf Initiative	1,008,089		(1,008,089)		
		17195	Moh-Low Income Capacity Bldg	1,546,617	1,484,615	(62,002)	1,484,615	
		17198	MO CBO Grant Pool	39,320,051	31,072,135	(8,247,916)	31,506,499	434,364
		17216	Mohcd Transitional Age Youth B	194,382	194,382		197,131	2,749
		17229	MY Mayor's Special-protocol Fu	25,000	25,000		25,000	
		21672	Midtown Operating Subsidy	1,200,000	1,200,000		1,200,000	
10010 Total				45,116,689	35,804,709	(9,311,980)	36,272,362	467,653
Annual Projects - Authority Control Total				45,116,689	35,804,709	(9,311,980)	36,272,362	467,653
Continuing Projects - Authority Control								
10020	GF Continuing Authority Ctrl	16657	EW City Economic Development P	20,600	21,218	618		(21,218)
		17069	GE Public Housing Rebuild Fund	1,681,497	1,663,475	(18,022)	4,286,029	2,622,554
		17070	GE Public Safety Projects	5,000	5,000		5,000	
		17165	Board Enhancements	5,000,000		(5,000,000)		
		17231	MY Mayor's Special-strategic P		150,000	150,000	150,000	
		21520	GF Rent Subsidies	4,200,000	4,200,000		4,200,000	
		21636	SnrOprSubsidy&Voucher	125,000	125,000		125,000	
		21748	Reinvestment Initiatives	4,128,457	99,995	(4,028,462)	101,410	1,415
10020 Total				15,160,554	6,264,688	(8,895,866)	8,867,439	2,602,751
10569	SR Afford Housing Enforcement	22336	Affordable Housing Enforcement	30,000	30,000		30,000	
10569 Total				30,000	30,000	0	30,000	0
10576	Afford Housing Opport Fund	22934	Afford Housing Opport Fund				8,250,000	8,250,000
10576 Total				0	0	0	8,250,000	8,250,000
10580	SR Citywide Affordable Housing	17190	MY Inclusionary Housing Reg	3,500,000	3,750,000	250,000	3,500,000	(250,000)
10580 Total				3,500,000	3,750,000	250,000	3,500,000	(250,000)
10790	SR Housing Program Fees	17194	MY Moh Loan Administration Fee	200,000	200,000		200,000	
		17211	MY Revenue From Rents & Leases	30,000	30,000		30,000	
		20768	2016 HOUS GOB Repay MOHCD part	1,000,000	1,000,000		1,000,000	
		22068	Former SFRA Non-LMIHAF	200,000		(200,000)		
		22069	Treasure Island Dev Cont-Hsng	9,076,422	1,888,256	(7,188,166)	1,888,256	

Department: MYR Mayor

Fund Code	Fund Title	Code	Title	2024-25 Original Budget	2025-26 Proposed Budget	2025-26 Change From 2024-25	2026-27 Proposed Budget	2026-27 Change From 2025-26
Continuing Projects - Authority Control								
10790 Total				10,506,422	3,118,256	(7,388,166)	3,118,256	0
10795	SR Housing Trust Fund	17182	MY Housing Trust Fund - Moh	47,280,000	48,840,000	1,560,000	51,930,000	3,090,000
10795 Total				47,280,000	48,840,000	1,560,000	51,930,000	3,090,000
10802	SR Residential Vacancy Tax	22413	Res Vacancy Rental Subsidies	10,000,000		(10,000,000)		
		22414	Res Vacancy Acquisition Rehab	10,000,000		(10,000,000)		
10802 Total				20,000,000	0	(20,000,000)	0	0
10860	SR Rincon Hill and SOMA CI	19603	MY Soma Stabilization Fund	246,843		(246,843)		
10860 Total				246,843	0	(246,843)	0	0
11802	SR Culture & Rec Hotel Tax	20290	Cultural Districts	3,355,000	3,093,000	(262,000)	3,235,000	142,000
11802 Total				3,355,000	3,093,000	(262,000)	3,235,000	142,000
14190	SR Low-mod Inc Housing NonBond	17177	MY Low-mod Housing Assets	5,000,000	5,000,000		5,000,000	
14190 Total				5,000,000	5,000,000	0	5,000,000	0
Continuing Projects - Authority Control Total				105,078,819	70,095,944	(34,982,875)	83,930,695	13,834,751
Grants Projects								
12550	SR Grants; GSF Continuing	10037108	MYR Strategic Grant FY22	150,000	150,000		150,000	
12550 Total				150,000	150,000	0	150,000	0
Grants Projects Total				150,000	150,000	0	150,000	0
Work Orders/Overhead								
10060	GF Work Order	232055	MYR Office Of The Mayor	2,415,039	2,493,744	78,705	2,580,184	86,440
		232065	MYR Housing & Community Dev	37,316,958	5,633,408	(31,683,550)	6,194,599	561,191
10060 Total				39,731,997	8,127,152	(31,604,845)	8,774,783	647,631
Work Orders/Overhead Total				39,731,997	8,127,152	(31,604,845)	8,774,783	647,631
Total Uses of Funds				207,543,923	182,974,335	(24,569,588)	204,678,399	21,704,064

Department: MTA Municipal Transportation Agency

	2024-25 Original Budget	2025-26 Proposed Budget	2025-26 Change From 2024-25	2026-27 Proposed Budget	2026-27 Change From 2025-26
<u>Uses Summary</u>					
Salaries	630,509,700	647,723,146	17,213,446	665,492,575	17,769,429
Mandatory Fringe Benefits	288,862,901	287,868,563	(994,338)	303,342,809	15,474,246
Non-Personnel Services	271,889,465	261,436,210	(10,453,255)	263,946,228	2,510,018
Capital Outlay	83,680,019	105,903,836	22,223,817	86,526,804	(19,377,032)
Debt Service	27,840,451	27,826,522	(13,929)	27,826,522	
Materials & Supplies	98,961,172	112,505,719	13,544,547	112,514,512	8,793
Programmatic Projects	15,933,000	112,233	(15,820,767)	112,233	
Services Of Other Depts	123,061,804	127,880,883	4,819,079	132,826,271	4,945,388
Overhead and Allocations	(18,870,448)	(20,096,444)	(1,225,996)	(20,249,876)	(153,432)
Transfers Out	156,913,832	159,356,259	2,442,427	158,378,529	(977,730)
Intrafund Transfers Out	41,478,946	49,529,258	8,050,312	45,759,233	(3,770,025)
Unappropriated Rev-Designated	(4,900,000)	2,430,000	7,330,000		(2,430,000)
Unappropriated Rev Retained	4,800,000		(4,800,000)		
Transfer Adjustment - Uses	(198,392,778)	(208,885,517)	(10,492,739)	(204,137,762)	4,747,755
Total Uses by Chart of Accounts	1,521,768,064	1,553,590,668	31,822,604	1,572,338,078	18,747,410

Sources Summary

Intergovernmental: Federal	140,154,314	29,747,343	(110,406,971)	5,925,293	(23,822,050)
Intergovernmental: Other	259,645,488	375,467,819	115,822,331	166,139,819	(209,328,000)
Intergovernmental: State	75,262,844	71,678,908	(3,583,936)	71,678,908	
Charges for Services	149,605,038	150,165,600	560,562	389,007,659	238,842,059
Fines, Forfeiture, & Penalties	95,303,594	108,873,968	13,570,374	108,873,968	
Licenses, Permits, & Franchises	27,763,853	30,493,617	2,729,764	30,493,617	
Rents & Concessions	107,934,854	125,333,018	17,398,164	125,333,018	
Other Revenues	17,354,344	17,420,016	65,672	7,122,984	(10,297,032)
Interest & Investment Income	11,815,975	17,331,469	5,515,494	12,438,450	(4,893,019)
Expenditure Recovery	4,219,348	3,719,988	(499,360)	3,719,988	
IntraFund Transfers In	41,478,946	49,529,258	8,050,312	45,759,233	(3,770,025)
Transfers In	240,095,766	244,944,452	4,848,686	245,052,903	108,451
Beg Fund Balance - Budget Only	41,146,478	1,110,729	(40,035,749)		(1,110,729)

Department: MTA Municipal Transportation Agency

	2024-25 Original Budget	2025-26 Proposed Budget	2025-26 Change From 2024-25	2026-27 Proposed Budget	2026-27 Change From 2025-26
Transfer Adjustment-Source	(198,392,778)	(208,885,517)	(10,492,739)	(204,137,762)	4,747,755
General Fund Support	508,380,000	536,660,000	28,280,000	564,930,000	28,270,000
<b>Total Sources by Chart of Accounts</b>	<b>1,521,768,064</b>	<b>1,553,590,668</b>	<b>31,822,604</b>	<b>1,572,338,078</b>	<b>18,747,410</b>

Fund Summary

Municipal Transportation Agency	1,521,768,064	1,553,590,668	31,822,604	1,572,338,078	18,747,410
<b>Total Uses by Funds</b>	<b>1,521,768,064</b>	<b>1,553,590,668</b>	<b>31,822,604</b>	<b>1,572,338,078</b>	<b>18,747,410</b>

Division Summary

MTASS Sustainable Streets	234,988,113	194,220,859	(40,767,254)	199,554,354	5,333,495
MTAHR Human Resources	64,545,735	66,244,731	1,698,996	67,043,342	798,611
MTAFA Fit Finance & Info Tech	106,158,130	95,240,756	(10,917,374)	98,391,158	3,150,402
MTAED Executive Director	7,613,091	6,462,406	(1,150,685)	6,735,101	272,695
MTABD Board Of Directors	695,184	719,305	24,121	747,633	28,328
MTACC CV-Capitl Progr & Constr	81,098,283	102,046,254	20,947,971	86,189,222	(15,857,032)
MTATS Transit Svc Division	778,307,956	800,755,382	22,447,426	818,371,098	17,615,716
MTAAW Agency-wide	144,389,402	141,162,327	(3,227,075)	145,517,165	4,354,838
MTASA Safety	6,210,528	6,763,846	553,318	7,002,854	239,008
MTACO Communications	7,393,663	7,751,181	357,518	6,971,144	(780,037)
MTAGA Government Affairs	2,085,213		(2,085,213)		
MTATZ Taxi & Accessible Svc	35,732,165	33,519,124	(2,213,041)	33,796,814	277,690
MTAST Chief Strategy Office	52,550,601	89,230,092	36,679,491	92,142,793	2,912,701
MTAOC Office of Civil Rights		9,474,405	9,474,405	9,875,400	400,995
<b>Total Uses by Division</b>	<b>1,521,768,064</b>	<b>1,553,590,668</b>	<b>31,822,604</b>	<b>1,572,338,078</b>	<b>18,747,410</b>

Reserved Appropriations

Controller Reserves

10010140	MS TSF-COMPLETE ST (BIKE&PED)	68,562	68,562
10011999	Tsf-Transit Cap Maint & Progra	1,439,802	1,439,802
10012000	MT TSF-Svc&Reliability Regional	45,708	
10012001	MT TSF-Svc Exp&Reliability	731,328	
10040546	TSF Developer Agr Holding Acct	13,452,360	4,632,364

Department: MTA Municipal Transportation Agency

		2024-25 Original Budget	2025-26 Proposed Budget	2025-26 Change From 2024-25	2026-27 Proposed Budget	2026-27 Change From 2025-26
Controller Reserves: Total		15,737,760		6,140,728		

Uses of Funds Detail Appropriation

Fund Code	Fund Title	Code	Title	2024-25 Original Budget	2025-26 Proposed Budget	2025-26 Change From 2024-25	2026-27 Proposed Budget	2026-27 Change From 2025-26
Operating								
22260	MTA TS Op Annual Account Ctrl		Salaries	515,576,248	530,218,780	14,642,532	542,561,125	12,342,345
			Mandatory Fringe Benefits	202,483,186	199,128,551	(3,354,635)	208,849,269	9,720,718
			Non-Personnel Services	137,352,272	132,383,516	(4,968,756)	132,836,225	452,709
			Materials & Supplies	92,413,482	104,851,606	12,438,124	104,851,606	
			Programmatic Projects	6,000,000		(6,000,000)		
			Services Of Other Depts	35,614,006	38,778,829	3,164,823	40,238,953	1,460,124
			Overhead and Allocations	(127,800,947)	(102,568,614)	25,232,333	137,589,578	240,158,192
			Transfers Out	4,626,684	1,565,891	(3,060,793)	1,565,891	
			Intrafund Transfers Out	32,567,446	39,668,631	7,101,185	35,899,039	(3,769,592)
			Transfer Adjustment - Uses	(37,194,130)	(41,234,522)	(4,040,392)	(37,464,930)	3,769,592
22260 Total				861,638,247	902,792,668	41,154,421	1,166,926,756	264,134,088
22261	MTA TS DSF REVBD S2017 (NEW)		Debt Service	9,984,204	9,982,288	(1,916)	9,982,288	
22261 Total				9,984,204	9,982,288	(1,916)	9,982,288	0
22267	MTA TS DSF REVBD S2021A		Debt Service	13,080,947	13,068,934	(12,013)	13,068,934	
22267 Total				13,080,947	13,068,934	(12,013)	13,068,934	0
22268	MTA TS DSF REVBD S2021B		Debt Service	179,200	179,200		179,200	
22268 Total				179,200	179,200	0	179,200	0
22269	MTA TS DSF REVBD S2021C		Debt Service	3,030,209	3,030,209		3,030,209	
22269 Total				3,030,209	3,030,209	0	3,030,209	0
22870	MTA SS Op Annual Account Ctrl		Salaries	71,289,513	72,646,545	1,357,032	75,990,806	3,344,261
			Mandatory Fringe Benefits	33,701,896	33,266,497	(435,399)	35,317,469	2,050,972
			Non-Personnel Services	91,152,247	89,228,279	(1,923,968)	89,435,997	207,718
			Materials & Supplies	6,240,190	6,985,435	745,245	6,985,435	
			Programmatic Projects	9,933,000		(9,933,000)		



Department: MTA Municipal Transportation Agency

Fund Code	Fund Title	Code	Title	2024-25 Original Budget	2025-26 Proposed Budget	2025-26 Change From 2024-25	2026-27 Proposed Budget	2026-27 Change From 2025-26
Operating								
			Services Of Other Depts	13,081,045	13,136,807	55,762	13,672,157	535,350
			Overhead and Allocations	26,987,117	30,121,956	3,134,839	32,004,380	1,882,424
			Transfers Out	137,437,148	157,790,368	20,353,220	156,812,638	(977,730)
			Intrafund Transfers Out	550,000		(550,000)		
			Transfer Adjustment - Uses	(137,987,148)	(157,790,368)	(19,803,220)	(156,812,638)	977,730
22870 Total				252,385,008	245,385,519	(6,999,489)	253,406,244	8,020,725
23426	MTA SS DSF REV BND S2021C		Debt Service	1,565,891	1,565,891		1,565,891	
23426 Total				1,565,891	1,565,891	0	1,565,891	0
Operating Total				1,141,863,706	1,176,004,709	34,141,003	1,448,159,522	272,154,813
Continuing Projects - Authority Control								
22280	MTA TS Continuing AuthorityCtrl	16381	MT Enterprise Service Integrat	9,950,000		(9,950,000)		
		18735	MT Mta-wide Facilities Maint P	2,744,886		(2,744,886)	2,570,498	2,570,498
		22197	ExpAuth-MunicipalExecAssocMTA	48,000	48,000		48,000	
		22616	MT NP 10040496 Contingency Rsv		2,430,000	2,430,000		(2,430,000)
		22900	MT NP 10041819 BART Jt Opr Imp		6,930,000	6,930,000	7,019,910	89,910
		23084	MT NP 10042556 NRV FY2026		4,000,000	4,000,000		(4,000,000)
		80047	MT BART Joint Use Capital Impr	3,500,000		(3,500,000)		
		80248	MT 10036269 Transit CapProjRev	4,800,000		(4,800,000)		
22280 Total				21,042,886	13,408,000	(7,634,886)	9,638,408	(3,769,592)
22396	MTA TS CAP REV BND 2021C	80330	MT 10037270 RevBond S2021C		7,000,000	7,000,000		(7,000,000)
22396 Total				0	7,000,000	7,000,000	0	(7,000,000)
22412	MTA TS CAP TB CFD Pay-go-fund	80609	MT Transbay CFD Pay-go		700,000	700,000		(700,000)
22412 Total				0	700,000	700,000	0	(700,000)
22540	MTA TS SPE REV TIDF	18850	MT Tsf-transit Cap Maint & Pro	831,600	1,439,802	608,202	1,439,802	
22540 Total				831,600	1,439,802	608,202	1,439,802	0
22890	MTA SS Continuing AuthorityCtrl	17304	MT Dpw-Boe St. Resurfacing Jo#	(14,850,000)		14,850,000		
22890 Total				(14,850,000)	0	14,850,000	0	0
Continuing Projects - Authority Control Total				7,024,486	22,547,802	15,523,316	11,078,210	(11,469,592)
Grants Projects								

Department: MTA Municipal Transportation Agency

Fund Code	Fund Title	Code	Title	2024-25 Original Budget	2025-26 Proposed Budget	2025-26 Change From 2024-25	2026-27 Proposed Budget	2026-27 Change From 2025-26
Grants Projects								
22320	MTA TS OPR ANNUAL-FED	10040854	MT FED ADA Paratransit Op Supp	5,752,712	5,925,293	172,581	5,925,293	
22320 Total				5,752,712	5,925,293	172,581	5,925,293	0
22330	MTA TS OPR ANNUAL-STA	10040855	MT LCTOP Discount Oper Support	19,217,683	19,678,908	461,225	19,678,908	
		10041349	SB125 State COVID Relief	99,477,000	209,328,000	109,851,000		(209,328,000)
		10041375	LAFa Program Operating Fund	4,045,161	112,233	(3,932,928)	112,233	
22330 Total				122,739,844	229,119,141	106,379,297	19,791,141	(209,328,000)
22331	MTA TS COVID STIMULUS FUND-FED	10037465	ARP 5307 Transit Opr Assist	134,401,602	23,822,050	(110,579,552)		(23,822,050)
22331 Total				134,401,602	23,822,050	(110,579,552)	0	(23,822,050)
22350	MTA TS OPR ANNUAL-REG	10033251	Metro T-Third Street - Generic	2,231,886		(2,231,886)		
		10040856	MT RM2 3rd St Owl Bus Op Supp		2,296,910	2,296,910	2,296,910	
22350 Total				2,231,886	2,296,910	65,024	2,296,910	0
22450	MTA TS CAP STATEFUNDED PRJ	10041384	MTC State of Good Repair	11,771,203	13,096,076	1,324,873	13,096,076	
22450 Total				11,771,203	13,096,076	1,324,873	13,096,076	0
Grants Projects Total				276,897,247	274,259,470	(2,637,777)	41,109,420	(233,150,050)
Work Orders/Overhead								
22265	MTA OH OPR AGENCYWIDE NEW	103745	MTASS Sustainable Streets	9,330,655		(9,330,655)		
		103758	MTAHR Human Resources	20,934,321	19,287,409	(1,646,912)	20,029,143	741,734
		103773	MTAFA Fit Finance & Info Tech	52,495,544	49,093,643	(3,401,901)	50,707,224	1,613,581
		103776	MTAED Executive Director	7,613,091	6,462,406	(1,150,685)	6,735,101	272,695
		103788	MTABD Board Of Directors	695,184	719,305	24,121	747,633	28,328
		139648	MTAAW Agency-wide	86,606,625	90,988,990	4,382,365	96,201,460	5,212,470
		175644	MTACO Communications	7,393,663	7,751,181	357,518	6,971,144	(780,037)
		175649	MTAGA Government Affairs	2,085,213		(2,085,213)		
		210685	MTAST Chief Strategy Office	8,873,188	20,982,421	12,109,233	21,453,518	471,097
		210855	MTAOC Office of Civil Rights		5,497,469	5,497,469	5,717,438	219,969
			Transfer Adjustment - Uses	(171,122,075)	(199,672,095)	(28,550,020)	(208,562,661)	(8,890,566)
22265 Total				24,905,409	1,110,729	(23,794,680)	0	(1,110,729)
22305	MTA TS OPR PROJ SUP-PSF NEW	103745	MTASS Sustainable Streets	1,685,404	2,596,232	910,828	2,606,974	10,742
		103773	MTAFA Fit Finance & Info Tech	2,180,533	607,602	(1,572,931)	613,500	5,898
		138672	MTACC CV-Capltl Progr & Constr	1,610,868	1,615,539	4,671	1,630,320	14,781

Department: MTA Municipal Transportation Agency

Fund Code	Fund Title	Code	Title	2024-25 Original Budget	2025-26 Proposed Budget	2025-26 Change From 2024-25	2026-27 Proposed Budget	2026-27 Change From 2025-26
Work Orders/Overhead								
		138753	MTATS Transit Svc Division	476,081	476,081		476,081	
		210685	MTAST Chief Strategy Office	2,292,407	2,347,411	55,004	2,447,573	100,162
		210855	MTAOC Office of Civil Rights		1,385,987	1,385,987	1,407,836	21,849
			Transfer Adjustment - Uses	(8,245,293)	(9,028,852)	(783,559)	(9,182,284)	(153,432)
22305	Total			0	0	0	0	0
Work Orders/Overhead Total				24,905,409	1,110,729	(23,794,680)	0	(1,110,729)
Continuing Projects - Project Control								
22431	MTA TS CAP TSF TRANSIT	10012000	MT TSF-Svc&Reliability Regional	26,400	45,708	19,308		(45,708)
		10012001	MT TSF-Svc Exp&Reliability	691,196	731,328	40,132		(731,328)
		10040546	TSF Developer Agr Holding Acct	8,819,996	8,819,996			(8,819,996)
22431	Total			9,537,592	9,597,032	59,440	0	(9,597,032)
22455	MTA TS CAP Projects Prop B Fun	10034129	MT SFMTA Pop Growth Alloc	31,755,607	42,200,000	10,444,393	43,640,000	1,440,000
22455	Total			31,755,607	42,200,000	10,444,393	43,640,000	1,440,000
22481	MTA TS SPE REV TCM Tax	10036279	MT Prop D TCM Tax	10,849,563	9,860,627	(988,936)	9,860,194	(433)
			Transfer Adjustment - Uses	(8,361,500)	(9,860,627)	(1,499,127)	(9,860,194)	433
22481	Total			2,488,063	0	(2,488,063)	0	0
23021	MTA SS CAP TSF SSD	10010140	MS TSF-COMPLETE ST (BIKE&PED)	442,797	68,562	(374,235)	68,562	
		10040546	TSF Developer Agr Holding Acct	4,632,364	4,632,364		4,632,364	
23021	Total			5,075,161	4,700,926	(374,235)	4,700,926	0
23035	MTA SS CAP Projects Prop B Fun	10034131	MS SFMTA POP GROWTH ALLOC SSD	21,670,793	22,620,000	949,207	23,100,000	480,000
23035	Total			21,670,793	22,620,000	949,207	23,100,000	480,000
23040	MTA SS CAP OTHER-FUNDED PRJ	10032485	MS WalkFirst Quick & Effective	550,000	550,000		550,000	
23040	Total			550,000	550,000	0	550,000	0
Continuing Projects - Project Control Total				71,077,216	79,667,958	8,590,742	71,990,926	(7,677,032)
Total Uses of Funds				1,521,768,064	1,553,590,668	31,822,604	1,572,338,078	18,747,410

\* The table above reflects preliminary Fiscal Year 2026-27 appropriations for the Municipal Transportation Agency

Department: POL Police

	2024-25 Original Budget	2025-26 Proposed Budget	2025-26 Change From 2024-25	2026-27 Proposed Budget	2026-27 Change From 2025-26
<u>Uses Summary</u>					
Salaries	562,067,162	600,457,324	38,390,162	602,864,374	2,407,050
Mandatory Fringe Benefits	142,445,687	135,039,230	(7,406,457)	141,399,782	6,360,552
Non-Personnel Services	19,080,013	17,310,757	(1,769,256)	16,714,367	(596,390)
Capital Outlay	4,393,603	3,322,347	(1,071,256)	1,358,464	(1,963,883)
Carry-Forward Budgets Only	494,805		(494,805)		
Debt Service	550,000	550,000		550,000	
Materials & Supplies	7,062,332	6,427,830	(634,502)	6,048,481	(379,349)
Programmatic Projects	9,458,353	7,501,583	(1,956,770)	7,390,106	(111,477)
Services Of Other Depts	77,284,017	78,658,236	1,374,219	80,999,499	2,341,263
Overhead and Allocations		(5,244)	(5,244)	(5,244)	
Total Uses by Chart of Accounts	822,835,972	849,262,063	26,426,091	857,319,829	8,057,766

Sources Summary

Intergovernmental: Federal	1,937,687	3,143,834	1,206,147	1,778,218	(1,365,616)
Intergovernmental: State	52,401,173	49,094,217	(3,306,956)	50,629,561	1,535,344
Charges for Services	9,045,630	9,045,630		9,048,304	2,674
Fines, Forfeiture, & Penalties	795,454	795,454		795,454	
Licenses, Permits, & Franchises	1,278,109	1,381,499	103,390	1,489,610	108,111
Expenditure Recovery	7,542,994	7,362,134	(180,860)	7,535,134	173,000
Transfer Adjustment-Source	90,903,844	97,142,143	6,238,299	100,395,627	3,253,484
General Fund Support	658,931,081	681,297,152	22,366,071	685,647,921	4,350,769
Total Sources by Chart of Accounts	822,835,972	849,262,063	26,426,091	857,319,829	8,057,766

Fund Summary

General Fund	722,456,059	743,481,270	21,025,211	749,615,039	6,133,769
Public Protection Fund	9,476,069	8,638,650	(837,419)	7,309,163	(1,329,487)
San Francisco Intl Airport	90,903,844	97,142,143	6,238,299	100,395,627	3,253,484
Total Uses by Funds	822,835,972	849,262,063	26,426,091	857,319,829	8,057,766

Division Summary

POL - SOB - Special Operations	54,067,076	56,075,102	2,008,026	57,568,784	1,493,682
--------------------------------	------------	------------	-----------	------------	-----------

Department: POL Police

		2024-25 Original Budget	2025-26 Proposed Budget	2025-26 Change From 2024-25	2026-27 Proposed Budget	2026-27 Change From 2025-26
POL Admin		153,060,039	159,310,355	6,250,316	159,847,669	537,314
POL - FOB - Field Operations		524,805,013	536,734,463	11,929,450	539,507,749	2,773,286
POL - Airport		90,903,844	97,142,143	6,238,299	100,395,627	3,253,484
Total Uses by Division		822,835,972	849,262,063	26,426,091	857,319,829	8,057,766

Uses of Funds Detail Appropriation

Fund Code	Fund Title	Code	Title	2024-25 Original Budget	2025-26 Proposed Budget	2025-26 Change From 2024-25	2026-27 Proposed Budget	2026-27 Change From 2025-26
Operating								
10000	GF Annual Account Ctrl		Salaries	479,263,197	512,620,892	33,357,695	513,338,248	717,356
			Mandatory Fringe Benefits	121,439,397	111,808,105	(9,631,292)	117,024,508	5,216,403
			Non-Personnel Services	17,771,402	16,867,166	(904,236)	16,577,166	(290,000)
			Capital Outlay	1,965,344	300,000	(1,665,344)		(300,000)
			Debt Service	550,000	550,000		550,000	
			Materials & Supplies	5,606,630	5,606,630		5,466,464	(140,166)
			Services Of Other Depts	76,764,120	78,106,768	1,342,648	80,430,857	2,324,089
10000 Total				703,360,090	725,859,561	22,499,471	733,387,243	7,527,682
17960	AIR Op Annual Account Ctrl		Salaries	70,097,765	74,303,862	4,206,097	76,347,100	2,043,238
			Mandatory Fringe Benefits	20,806,079	22,838,281	2,032,202	24,048,527	1,210,246
17960 Total				90,903,844	97,142,143	6,238,299	100,395,627	3,253,484
Operating Total				794,263,934	823,001,704	28,737,770	833,782,870	10,781,166
Annual Projects - Authority Control								
10010	GF Annual Authority Ctrl	17265	S.Francisco Safe,Inc	125,795	131,807	6,012	138,777	6,970
		17275	PC Ples - Hud-oig Operation Sa	1,017,274	1,017,274		1,017,274	
		17293	D9 Foot Patrol-2014 Bos Addabc	162,477	162,477		162,477	
10010 Total				1,305,546	1,311,558	6,012	1,318,528	6,970
Annual Projects - Authority Control Total				1,305,546	1,311,558	6,012	1,318,528	6,970
Continuing Projects - Authority Control								
10020	GF Continuing Authority Ctrl	11484	PC Hazmat Abatement	34,129	35,835	1,706	37,627	1,792
		11492	PC Pol Station Security Camera	180,000	150,000	(30,000)	100,000	(50,000)

Department: POL Police

Fund Code	Fund Title	Code	Title	2024-25 Original Budget	2025-26 Proposed Budget	2025-26 Change From 2024-25	2026-27 Proposed Budget	2026-27 Change From 2025-26
Continuing Projects - Authority Control								
		16466	Var Loc-Misc Fac Maint Proj	177,630	186,512	8,882	195,837	9,325
		17260	PC Body Camera Initiative	2,777,973	2,777,973		2,777,973	
		17262	PC Lab Info Management System	18,000	18,000		18,000	
		17407	AS Police 36% Alloc Real Estat	119,901	119,901		119,901	
		19563	PC Pol Facility Renewal	1,205,000	500,000	(705,000)	425,000	(75,000)
		21851	NIBRS Compliant RMS	4,100,000	4,100,000		4,100,000	
		22866	Technology Pilot	2,375,000		(2,375,000)		
		23007	Police Vechicles		1,300,000	1,300,000		(1,300,000)
10020	Total			10,987,633	9,188,221	(1,799,412)	7,774,338	(1,413,883)
13570	SR SFPD-Criminalistics Lab	17257	PC Sfpd Crime Lab	2,000	2,000		2,000	
13570	Total			2,000	2,000	0	2,000	0
13580	SR Dvros Reimbursement	17295	PC Dvros Development & Mainten	25,000	25,000		25,000	
13580	Total			25,000	25,000	0	25,000	0
13590	SR SFPD-Auto Fingerprint Id	17297	PC Automated Fingerprint Id	1,081,953	1,185,343	103,390	1,293,454	108,111
13590	Total			1,081,953	1,185,343	103,390	1,293,454	108,111
13610	SR Traffic Offender	17256	PC S F Traffic Offender Progra	100,000	100,000		100,000	
13610	Total			100,000	100,000	0	100,000	0
13630	SR Police Law Enforcement Svcs	19739	Transit Center Police Security	2,743,646	2,743,646		2,746,320	2,674
13630	Total			2,743,646	2,743,646	0	2,746,320	2,674
13640	SR SFPD-Vehicle Theft Crimes	17253	PC Vehicle Theft Crimes	989,610	989,610		989,610	
13640	Total			989,610	989,610	0	989,610	0
Continuing Projects - Authority Control Total				15,929,842	14,233,820	(1,696,022)	12,930,722	(1,303,098)
Grants Projects								
13550	SR Public Protection-Grant	10038398	PC 2023 Port Security Grant	131,500		(131,500)		
		10038474	PC 2021 COPS Hiring Program		125,000	125,000		(125,000)
		10039713	CH FY24-25 Federal JAG Grant	58,229		(58,229)		
		10039739	PC FY24-25 B&W Safety Grant	200,000		(200,000)		
		10039740	PC 2024 Bulletproof Vest	137,683		(137,683)		
		10039742	PC 2024 Coverdell	72,275		(72,275)		
		10039743	PC 2024 Forensic DNA Backlog R	423,298		(423,298)		

Department: POL Police

Fund Code	Fund Title	Code	Title	2024-25 Original Budget	2025-26 Proposed Budget	2025-26 Change From 2024-25	2026-27 Proposed Budget	2026-27 Change From 2025-26
Grants Projects								
10039744	PC 2024 STEP Program - DUI			120,000		(120,000)		
10039745	PC 2024 STEP Program - Ped & B			120,000		(120,000)		
10039746	PC 2024 Port Security Grant			500,000		(500,000)		
10040857	Body-Worn Camera Program 2023			134,702		(134,702)		
10040960	PC FY25-26 B&W Grant				100,000	100,000		(100,000)
10040961	PC Motorcycle Safety Program 2			40,000		(40,000)		
10040962	PC Bulletproof Vest Partnershi				137,683	137,683		(137,683)
10040964	PC 2025 Coverdell				72,275	72,275		(72,275)
10040965	PC 2025 Forensic DNA Backlog R				423,298	423,298		(423,298)
10040966	PC 2025 STEP Program - DUI				200,000	200,000		(200,000)
10040967	PC 2025 STEP Program - Ped & B				500,000	500,000		(500,000)
10040968	PC Motorcycle Safety Program 2				50,000	50,000		(50,000)
10040969	PC 2025 Port Security Grant Pr				500,000	500,000		(500,000)
10040970	CH FY25-26 Federal JAG Grant				44,962	44,962		(44,962)
10042164	CH FY26-27 Federal JAG Grant						44,962	44,962
10042174	PC 2024 RVID Project				990,616	990,616		(990,616)
10042180	PC FY26-27 B&W Grant						100,000	100,000
10042181	PC 2026 BVP						137,683	137,683
10042183	PC 2026 Coverdell						72,275	72,275
10042184	PC 2026 Forensic DNA Backlog						423,298	423,298
10042185	PC 2026 STEP Program - DUI						200,000	200,000
10042186	PC 2026 STEP Program - Ped & B						250,000	250,000
10042187	PC 2026 MC Safety Program						50,000	50,000
10042188	PC 2026 Port Security Grant						500,000	500,000
13550 Total				1,937,687	3,143,834	1,206,147	1,778,218	(1,365,616)

13720 SR Public Protection-Grant Sta

10037204	CH FY22-23 SFCOPS Program			68,395		(68,395)		
10038289	CH FY23-24 SFCOPS Program				74,656	74,656		(74,656)
10039715	CH FY24-25 SFCOPS Program			232,617		(232,617)		
10039738	PC ABC 24-25 Grant Assistance			100,000		(100,000)		
10039741	PC 2024 CaIMMET			195,161		(195,161)		

Department: POL Police

Fund Code	Fund Title	Code	Title	2024-25 Original Budget	2025-26 Proposed Budget	2025-26 Change From 2024-25	2026-27 Proposed Budget	2026-27 Change From 2025-26
Grants Projects								
		10040959	PC ABC 25-26 Grant Assistance		100,000	100,000		(100,000)
		10040963	PC 2025 CalMMET		195,161	195,161		(195,161)
		10041004	CH FY25-26 SFCOPS Program		79,400	79,400		(79,400)
		10042166	CH FY26-27 SFCOPS Program				79,400	79,400
		10042179	PC ABC 26-27 Grant Assistance				100,000	100,000
		10042182	PC 2026 CalMMET				195,161	195,161
		10051201	Real Time Investigation Center	2,000,000		(2,000,000)		
13720 Total				2,596,173	449,217	(2,146,956)	374,561	(74,656)
Grants Projects Total				4,533,860	3,593,051	(940,809)	2,152,779	(1,440,272)
Work Orders/Overhead								
10060	GF Work Order	207909	POL - SOB - Special Operations	6,442,150	6,666,652	224,502	6,762,460	95,808
		232091	POL - FOB - Field Operations	360,640	455,278	94,638	372,470	(82,808)
10060 Total				6,802,790	7,121,930	319,140	7,134,930	13,000
Work Orders/Overhead Total				6,802,790	7,121,930	319,140	7,134,930	13,000
Total Uses of Funds				822,835,972	849,262,063	26,426,091	857,319,829	8,057,766



Department: PRT Port

	2024-25 Original Budget	2025-26 Proposed Budget	2025-26 Change From 2024-25	2026-27 Proposed Budget	2026-27 Change From 2025-26
<u>Uses Summary</u>					
Salaries	36,406,536	37,975,850	1,569,314	39,520,264	1,544,414
Mandatory Fringe Benefits	15,429,991	16,359,820	929,829	17,226,995	867,175
Non-Personnel Services	16,001,866	15,236,503	(765,363)	15,241,503	5,000
Capital Outlay	32,998,039	25,777,495	(7,220,544)	11,682,060	(14,095,435)
Debt Service	6,445,497	6,677,102	231,605	6,675,145	(1,957)
Materials & Supplies	1,621,672	1,680,700	59,028	1,677,700	(3,000)
Programmatic Projects	4,633,062	4,510,481	(122,581)	4,876,093	365,612
Services Of Other Depts	40,957,071	40,258,930	(698,141)	43,974,234	3,715,304
Overhead and Allocations	1,950,841	1,591,857	(358,984)	1,591,857	
Transfers Out	31,713	31,713		31,713	
Intrafund Transfers Out	30,624,539	18,254,705	(12,369,834)	4,818,908	(13,435,797)
Unappropriated Rev Retained	10,310	6,120,094	6,109,784	13,282,043	7,161,949
Transfer Adjustment - Uses	(30,624,539)	(18,254,705)	12,369,834	(4,818,908)	13,435,797
Total Uses by Chart of Accounts	156,486,598	156,220,545	(266,053)	155,779,607	(440,938)

Sources Summary

Intergovernmental: Federal	118,314		(118,314)		
Intergovernmental: Other	1,005,933	1,416,713	410,780	1,416,713	
Charges for Services	30,728,795	30,447,075	(281,720)	30,447,075	
Fines, Forfeiture, & Penalties	8,614,839	9,644,874	1,030,035	9,644,874	
Rents & Concessions	93,369,096	98,484,515	5,115,419	98,484,515	
Other Revenues	7,786,571	13,293,046	5,506,475	13,844,728	551,682
Interest & Investment Income	2,908,935	2,914,322	5,387	1,921,702	(992,620)
Expenditure Recovery	20,000	20,000		20,000	
IntraFund Transfers In	30,624,539	18,254,705	(12,369,834)	4,818,908	(13,435,797)
Beg Fund Balance - Budget Only	11,934,115		(11,934,115)		
Transfer Adjustment-Source	(30,624,539)	(18,254,705)	12,369,834	(4,818,908)	13,435,797
General Fund Support					
Total Sources by Chart of Accounts	156,486,598	156,220,545	(266,053)	155,779,607	(440,938)

Department: PRT Port

	2024-25 Original Budget	2025-26 Proposed Budget	2025-26 Change From 2024-25	2026-27 Proposed Budget	2026-27 Change From 2025-26
<u>Fund Summary</u>					
Port of San Francisco	156,486,598	156,220,545	(266,053)	155,779,607	(440,938)
Total Uses by Funds	156,486,598	156,220,545	(266,053)	155,779,607	(440,938)
<u>Division Summary</u>					
PRT Real Estate & Development	19,659,695	19,843,453	183,758	20,277,554	434,101
PRT Planning & Environment	4,037,752	3,870,142	(167,610)	3,994,506	124,364
PRT Maritime	14,029,490	14,473,331	443,841	15,220,321	746,990
PRT Finance And Administration	39,639,836	40,063,640	423,804	43,601,981	3,538,341
PRT Maintenance	24,032,883	24,859,064	826,181	25,089,712	230,648
PRT Executive	10,363,113	9,329,611	(1,033,502)	9,453,920	124,309
PRT Port Commission (Portwide)	36,410,146	35,217,816	(1,192,330)	29,268,603	(5,949,213)
PRT Engineering	8,313,683	8,563,488	249,805	8,873,010	309,522
Total Uses by Division	156,486,598	156,220,545	(266,053)	155,779,607	(440,938)

Uses of Funds Detail Appropriation

Fund Code	Fund Title	Code	Title	2024-25 Original Budget	2025-26 Proposed Budget	2025-26 Change From 2024-25	2026-27 Proposed Budget	2026-27 Change From 2025-26
Operating								
23680	PRT-OP Annual Account Ctrl		Salaries	35,288,625	36,797,929	1,509,304	38,294,748	1,496,819
			Mandatory Fringe Benefits	14,945,659	15,845,088	899,429	16,683,832	838,744
			Non-Personnel Services	16,001,866	15,236,503	(765,363)	15,241,503	5,000
			Capital Outlay	988,703	909,273	(79,430)		(909,273)
			Debt Service	5,909,542	6,141,147	231,605	6,139,190	(1,957)
			Materials & Supplies	1,621,672	1,680,700	59,028	1,677,700	(3,000)
			Services Of Other Depts	39,501,187	38,815,848	(685,339)	42,505,775	3,689,927
			Overhead and Allocations	1,950,841	1,591,857	(358,984)	1,591,857	
			Transfers Out	31,713	31,713		31,713	
			Intrafund Transfers Out	28,736,334	16,310,782	(12,425,552)	3,267,000	(13,043,782)
			Unappropriated Rev Retained	10,310	6,120,094	6,109,784	13,282,043	7,161,949
			Transfer Adjustment - Uses	(28,736,334)	(16,310,782)	12,425,552	(3,267,000)	13,043,782

Department: PRT Port

Fund Code	Fund Title	Code	Title	2024-25 Original Budget	2025-26 Proposed Budget	2025-26 Change From 2024-25	2026-27 Proposed Budget	2026-27 Change From 2025-26
Operating								
23680	Total			116,250,118	123,170,152	6,920,034	135,448,361	12,278,209
Operating Total				116,250,118	123,170,152	6,920,034	135,448,361	12,278,209
Annual Projects - Authority Control								
23690	PRT-OP Annual Authority Ctrl	12698	PO Homeland Security Enhanceme	145,000	75,000	(70,000)	75,000	
		16294	Stormwater Pollution Control	150,000	150,000		150,000	
		16296	Public Access Improvements	60,000	60,000		60,000	
		16297	Miscellaneous Tenant Facility	400,000	400,000		400,000	
		16303	PO Facility Maint Repair P1	50,000	50,000		50,000	
		16308	Abandoned Mat-Illegal Dumpin C	175,000	175,000		175,000	
		16316	Utility Annual Maintenance	80,000	80,000		80,000	
		16317	Oil Spill Response Training &	90,000	90,000		90,000	
		16325	Sanitary Sewer Management Plan	100,000	100,000		100,000	
		16334	Tree Replacement & Maintenance	180,000	189,000	9,000	189,000	
		16338	PO Cargo Fac Repair	109,000	109,000		109,000	
		16339	Heron'S Head Park (Pier 98)	82,000	82,000		82,000	
		17726	GE Youth Employment & Environm	415,000	415,000		415,000	
		21275	PO Racial Equity Econ Impact P	560,000	560,000		560,000	
		21276	PO Facility Maint Repair P50	407,000	407,000		407,000	
		21277	PO Env Cleanup Pier 39-45	50,000	50,000		50,000	
		21279	PO Crane Cove Park	200,000	200,000		200,000	
		21763	Finance and Admin	100,000		(100,000)	75,000	75,000
23690	Total			3,353,000	3,192,000	(161,000)	3,267,000	75,000
24530	PRT-SBH Annual Authority Ctrl	17321	South Beach Harbor Project	3,836,644	3,952,671	116,027	4,344,686	392,015
24530	Total			3,836,644	3,952,671	116,027	4,344,686	392,015
Annual Projects - Authority Control Total				7,189,644	7,144,671	(44,973)	7,611,686	467,015
Continuing Projects - Authority Control								
23700	PRT-OP ContinuingAuthorityCtrl	12672	PO Waterfront Resilience Progm	1,670,114	2,617,636	947,522	62,500	(2,555,136)
		12688	PO Southern Waterfront Beautif	2,200,000	1,471,000	(729,000)		(1,471,000)
		12698	PO Homeland Security Enhanceme	39,438		(39,438)		

Department: PRT Port

Fund Code	Fund Title	Code	Title	2024-25 Original Budget	2025-26 Proposed Budget	2025-26 Change From 2024-25	2026-27 Proposed Budget	2026-27 Change From 2025-26
Continuing Projects - Authority Control								
		12740	PO Waterfront Development Proj	5,656,983	10,843,017	5,186,034	975,000	(9,868,017)
		20125	Capital Proj Implement Team	533,000	559,000	26,000		(559,000)
		21270	PO Environment	2,006,000	958,000	(1,048,000)		(958,000)
		21271	PO Maritime	809,000	800,000	(9,000)		(800,000)
		21272	PO Real Estate & Development	2,092,472	4,623,000	2,530,528		(4,623,000)
		21274	PO Engineering	700,000		(700,000)		
		21763	Finance and Admin	3,399,195	2,090,146	(1,309,049)	10,130,152	8,040,006
		22119	ARPA STIMULUS	11,723,955		(11,723,955)		
		22506	Low Carbon Fuel (LCFS) Credit	210,160		(210,160)		
23700 Total				31,040,317	23,961,799	(7,078,518)	11,167,652	(12,794,147)
24540	PRT-SBHContinuingAuthorityCtrl	12726	PO Sf Port Marina Repairs & Up	1,888,205	1,943,923	55,718	1,551,908	(392,015)
24540 Total				1,888,205	1,943,923	55,718	1,551,908	(392,015)
Continuing Projects - Authority Control Total				32,928,522	25,905,722	(7,022,800)	12,719,560	(13,186,162)
Grants Projects								
24090	PRT-CP PROJ-Federal	10041086	PO FY2021 Port Security Grant	118,314		(118,314)		
24090 Total				118,314	0	(118,314)	0	0
Grants Projects Total				118,314	0	(118,314)	0	0
Total Uses of Funds				156,486,598	156,220,545	(266,053)	155,779,607	(440,938)

\* The table above reflects preliminary Fiscal Year 2026-27 appropriations for the Port Commission

Department: PDR Public Defender

		2024-25 Original Budget	2025-26 Proposed Budget	2025-26 Change From 2024-25	2026-27 Proposed Budget	2026-27 Change From 2025-26
<u>Uses Summary</u>						
Salaries		39,387,909	40,148,257	760,348	40,320,676	172,419
Mandatory Fringe Benefits		12,835,500	13,041,513	206,013	13,216,147	174,634
Non-Personnel Services		1,250,242	2,043,487	793,245	1,930,354	(113,133)
City Grant Program		301,904	44,021	(257,883)		(44,021)
Materials & Supplies		131,809	131,809		128,514	(3,295)
Programmatic Projects		333,212	393,212	60,000	333,212	(60,000)
Services Of Other Depts		2,457,604	2,586,828	129,224	2,726,164	139,336
Total Uses by Chart of Accounts		56,698,180	58,389,127	1,690,947	58,655,067	265,940
<u>Sources Summary</u>						
Intergovernmental: Federal		55,275	42,682	(12,593)	42,682	
Intergovernmental: State		1,610,250	782,154	(828,096)	700,000	(82,154)
Other Revenues		250,000	600,000	350,000	500,000	(100,000)
Expenditure Recovery		92,000	92,000			(92,000)
General Fund Support		54,690,655	56,872,291	2,181,636	57,412,385	540,094
Total Sources by Chart of Accounts		56,698,180	58,389,127	1,690,947	58,655,067	265,940
<u>Fund Summary</u>						
General Fund		55,492,655	57,644,291	2,151,636	58,112,385	468,094
Public Protection Fund		1,205,525	744,836	(460,689)	542,682	(202,154)
Total Uses by Funds		56,698,180	58,389,127	1,690,947	58,655,067	265,940
<u>Division Summary</u>						
PDR Public Defender		56,698,180	58,389,127	1,690,947	58,655,067	265,940
Total Uses by Division		56,698,180	58,389,127	1,690,947	58,655,067	265,940

Uses of Funds Detail Appropriation

Fund Code	Fund Title	Code	Title	2024-25 Original Budget	2025-26 Proposed Budget	2025-26 Change From 2024-25	2026-27 Proposed Budget	2026-27 Change From 2025-26
<b>Operating</b>								
10000	GF Annual Account Ctrl		Salaries	38,764,977	39,958,036	1,193,059	40,123,507	165,471

Department: PDR Public Defender

Fund Code	Fund Title	Code	Title	2024-25 Original Budget	2025-26 Proposed Budget	2025-26 Change From 2024-25	2026-27 Proposed Budget	2026-27 Change From 2025-26
Operating								
	Mandatory Fringe Benefits			12,610,086	12,981,734	371,648	13,153,316	171,582
	Non-Personnel Services			1,184,672	1,592,672	408,000	1,647,672	55,000
	Materials & Supplies			131,809	131,809		128,514	(3,295)
	Services Of Other Depts			2,457,604	2,586,828	129,224	2,726,164	139,336
10000 Total				55,149,148	57,251,079	2,101,931	57,779,173	528,094
Operating Total				55,149,148	57,251,079	2,101,931	57,779,173	528,094
Annual Projects - Authority Control								
10010	GF Annual Authority Ctrl	22262	PDR Enhancement	333,212	393,212	60,000	333,212	(60,000)
10010 Total				333,212	393,212	60,000	333,212	(60,000)
Annual Projects - Authority Control Total				333,212	393,212	60,000	333,212	(60,000)
Continuing Projects - Authority Control								
10020	GF Continuing Authority Ctrl	22377	Immigration Recovery	10,295		(10,295)		
10020 Total				10,295	0	(10,295)	0	0
Continuing Projects - Authority Control Total				10,295	0	(10,295)	0	0
Grants Projects								
13550	SR Public Protection-Grant	10039713	CH FY24-25 Federal JAG Grant	55,275		(55,275)		
		10040970	CH FY25-26 Federal JAG Grant		42,682	42,682		(42,682)
		10042164	CH FY26-27 Federal JAG Grant				42,682	42,682
13550 Total				55,275	42,682	(12,593)	42,682	0
13720	SR Public Protection-Grant Sta	10040736	PDR Public Defense Pilot Y3	900,250	102,154	(798,096)		(102,154)
13720 Total				900,250	102,154	(798,096)	0	(102,154)
13730	SR Public Protection-Grant Oth	10040923	PDR Clean Slate Program FY24	250,000		(250,000)		
		10042463	PDR Crankstart Expungement Ini		600,000	600,000	500,000	(100,000)
13730 Total				250,000	600,000	350,000	500,000	(100,000)
Grants Projects Total				1,205,525	744,836	(460,689)	542,682	(202,154)
Total Uses of Funds				56,698,180	58,389,127	1,690,947	58,655,067	265,940

Department: DPH Public Health

	2024-25 Original Budget	2025-26 Proposed Budget	2025-26 Change From 2024-25	2026-27 Proposed Budget	2026-27 Change From 2025-26
<u>Uses Summary</u>					
Salaries	1,219,520,358	1,281,300,009	61,779,651	1,342,172,883	60,872,874
Mandatory Fringe Benefits	438,057,920	459,006,076	20,948,156	486,007,429	27,001,353
Non-Personnel Services	1,061,133,370	1,113,898,783	52,765,413	1,166,394,652	52,495,869
Capital Outlay	26,243,109	16,903,629	(9,339,480)	2,350,000	(14,553,629)
City Grant Program	11,613,957	14,980,393	3,366,436	11,586,672	(3,393,721)
Debt Service	23,180,854	19,452,090	(3,728,764)	18,267,175	(1,184,915)
Facilities Maintenance	4,516,603	4,742,433	225,830	4,979,554	237,121
Materials & Supplies	201,260,449	238,404,577	37,144,128	250,232,227	11,827,650
Programmatic Projects	51,493,024	34,866,466	(16,626,558)	18,371,130	(16,495,336)
Services Of Other Depts	193,033,008	190,317,340	(2,715,668)	197,018,662	6,701,322
Overhead and Allocations	1,816,576	2,893,976	1,077,400	2,802,187	(91,789)
Transfers Out	107,280,093	158,362,730	51,082,637	179,143,599	20,780,869
Intrafund Transfers Out	40,334,086	31,480,524	(8,853,562)	27,911,587	(3,568,937)
Transfer Adjustment - Uses	(147,614,179)	(189,843,254)	(42,229,075)	(207,055,186)	(17,211,932)
Total Uses by Chart of Accounts	3,231,869,228	3,376,765,772	144,896,544	3,500,182,571	123,416,799

Sources Summary

Business Taxes	67,770,000	82,406,163	14,636,163	88,791,074	6,384,911
Intergovernmental: Federal	91,688,417	83,652,570	(8,035,847)	82,082,308	(1,570,262)
Intergovernmental: Other	600,000	600,000		600,000	
Intergovernmental: State	388,092,741	373,857,352	(14,235,389)	388,542,571	14,685,219
Charges for Services	1,609,022,438	1,829,967,666	220,945,228	1,898,512,943	68,545,277
Fines, Forfeiture, & Penalties	34,865,257	41,292,937	6,427,680	30,455,533	(10,837,404)
Licenses, Permits, & Franchises	12,111,790	4,127,741	(7,984,049)	4,229,223	101,482
Rents & Concessions	747,990	844,364	96,374	851,640	7,276
Other Revenues	57,353,393	49,799,497	(7,553,896)	35,420,991	(14,378,506)
Interest & Investment Income	10,844,438	15,826,030	4,981,592	14,896,497	(929,533)
Expenditure Recovery	46,843,658	46,051,064	(792,594)	46,576,265	525,201
IntraFund Transfers In	40,334,086	31,480,524	(8,853,562)	27,911,587	(3,568,937)
Transfers In	108,881,834	159,966,743	51,084,909	180,746,922	20,780,179

Department: DPH Public Health

	2024-25 Original Budget	2025-26 Proposed Budget	2025-26 Change From 2024-25	2026-27 Proposed Budget	2026-27 Change From 2025-26
Beg Fund Balance - Budget Only	80,785,745	57,646,639	(23,139,106)	58,026,102	379,463
Transfer Adjustment-Source	(147,614,179)	(189,843,254)	(42,229,075)	(207,055,186)	(17,211,932)
General Fund Support	829,541,620	789,089,736	(40,451,884)	849,594,101	60,504,365
Total Sources by Chart of Accounts	3,231,869,228	3,376,765,772	144,896,544	3,500,182,571	123,416,799

Fund Summary

Community Health Services Fund	255,500,089	214,786,414	(40,713,675)	213,955,977	(830,437)
General Fund	1,185,007,572	1,274,191,183	89,183,611	1,339,974,048	65,782,865
General Obligation Bond Fund	1,660,648		(1,660,648)		
Gift and Other Exp Trust Fund	255,000	1,655,000	1,400,000	255,000	(1,400,000)
Laguna Honda Hospital	354,779,841	343,851,866	(10,927,975)	359,341,410	15,489,544
Medical Reimbursement Accounts	9,123,994	9,123,994		9,123,994	
Our City Our Home Fund	108,118,075	129,828,428	21,710,353	136,159,182	6,330,754
General Hospital Medical Ctr	1,317,424,009	1,403,328,887	85,904,878	1,441,372,960	38,044,073
Total Uses by Funds	3,231,869,228	3,376,765,772	144,896,544	3,500,182,571	123,416,799

Division Summary

HBH Behavioral Health	660,726,310	663,307,544	2,581,234	686,752,004	23,444,460
HNS Health Network Services	391,534,131	454,035,585	62,501,454	483,614,014	29,578,429
HPC Primary Care	144,776,822	154,957,328	10,180,506	158,960,040	4,002,712
HLH Laguna Honda Hospital	356,440,489	343,851,866	(12,588,623)	359,341,410	15,489,544
HPH Population Health Division	157,559,197	151,308,584	(6,250,613)	151,183,079	(125,505)
HGH Zuckerberg SF General	1,272,888,438	1,351,985,582	79,097,144	1,388,593,447	36,607,865
HAD Public Health Admin	202,034,401	201,911,079	(123,322)	212,708,725	10,797,646
HJH Jail Health	45,909,440	55,408,204	9,498,764	59,029,852	3,621,648
Total Uses by Division	3,231,869,228	3,376,765,772	144,896,544	3,500,182,571	123,416,799

Uses of Funds Detail Appropriation

Fund Code	Fund Title	Code	Title	2024-25 Original Budget	2025-26 Proposed Budget	2025-26 Change From 2024-25	2026-27 Proposed Budget	2026-27 Change From 2025-26
--------------	------------	------	-------	----------------------------	-------------------------------	-----------------------------------	-------------------------------	-----------------------------------

Operating



Department: DPH Public Health

Fund Code	Fund Title	Code	Title	2024-25 Original Budget	2025-26 Proposed Budget	2025-26 Change From 2024-25	2026-27 Proposed Budget	2026-27 Change From 2025-26
Operating								
10000	GF Annual Account Ctrl		Salaries	344,220,857	365,217,003	20,996,146	382,227,738	17,010,735
			Mandatory Fringe Benefits	117,450,401	124,375,077	6,924,676	130,960,532	6,585,455
			Non-Personnel Services	452,621,825	510,980,879	58,359,054	546,449,150	35,468,271
			Capital Outlay	574,301	311,219	(263,082)		(311,219)
			City Grant Program	11,613,957	14,980,393	3,366,436	11,586,672	(3,393,721)
			Debt Service	9,922,375	9,017,800	(904,575)	9,015,300	(2,500)
			Materials & Supplies	28,107,764	31,946,585	3,838,821	32,345,350	398,765
			Services Of Other Depts	34,896,662	34,877,317	(19,345)	37,230,832	2,353,515
			Overhead and Allocations	(7,103,310)	(7,689,515)	(586,205)	(7,689,515)	
10000 Total				992,304,832	1,084,016,758	91,711,926	1,142,126,059	58,109,301
17630	DSGOB SB1128 REV FOR LHH GOB		Debt Service	1,660,648		(1,660,648)		
17630 Total				1,660,648	0	(1,660,648)	0	0
21080	SFGH-Op Annual Account Ctrl		Salaries	542,678,760	575,137,339	32,458,579	601,272,839	26,135,500
			Mandatory Fringe Benefits	197,784,714	207,470,464	9,685,750	220,208,530	12,738,066
			Non-Personnel Services	321,588,892	336,643,138	15,054,246	352,182,642	15,539,504
			Capital Outlay	4,687,501	6,466,796	1,779,295		(6,466,796)
			Debt Service	2,347,331	1,178,415	(1,168,916)		(1,178,415)
			Materials & Supplies	138,490,649	179,067,650	40,577,001	188,995,565	9,927,915
			Services Of Other Depts	72,106,156	71,616,688	(489,468)	73,649,458	2,032,770
			Overhead and Allocations	69,547	69,547		69,547	
			Transfers Out	105,619,445	158,362,730	52,743,285	179,143,599	20,780,869
			Intrafund Transfers Out	7,875,854	7,074,647	(801,207)	3,678,379	(3,396,268)
			Transfer Adjustment - Uses	(113,495,299)	(165,437,377)	(51,942,078)	(182,821,978)	(17,384,601)
21080 Total				1,279,753,550	1,377,650,037	97,896,487	1,436,378,581	58,728,544
21490	LHH-Op Annual Account Ctrl		Salaries	186,438,009	191,248,360	4,810,351	203,209,710	11,961,350
			Mandatory Fringe Benefits	73,869,351	76,176,215	2,306,864	82,154,297	5,978,082
			Non-Personnel Services	21,463,034	18,333,383	(3,129,651)	14,119,622	(4,213,761)
			Capital Outlay	852,459	775,614	(76,845)		(775,614)
			Materials & Supplies	27,472,744	20,626,577	(6,846,167)	22,210,588	1,584,011
			Services Of Other Depts	24,687,035	25,003,779	316,744	25,873,633	869,854

Department: DPH Public Health

Fund Code	Fund Title	Code	Title	2024-25 Original Budget	2025-26 Proposed Budget	2025-26 Change From 2024-25	2026-27 Proposed Budget	2026-27 Change From 2025-26
Operating								
21490 Total				334,812,259	332,193,555	(2,618,704)	347,597,477	15,403,922
21941	LHH-Refunding COP-DSF		Overhead and Allocations	29,627	29,627		29,627	
			Intrafund Transfers Out	10,707,082	2,392,436	(8,314,646)	2,482,058	89,622
			Transfer Adjustment - Uses	(10,707,082)	(2,392,436)	8,314,646	(2,482,058)	(89,622)
21941			Debt Service	9,250,500	9,255,875	5,375	9,251,875	(4,000)
			Transfers Out	1,660,648		(1,660,648)		
			Intrafund Transfers Out	21,751,150	22,013,441	262,291	21,751,150	(262,291)
			Transfer Adjustment - Uses	(23,411,798)	(22,013,441)	1,398,357	(21,751,150)	262,291
21941 Total				9,250,500	9,255,875	5,375	9,251,875	(4,000)
29050	DPH HCSCO		Non-Personnel Services	9,123,994	9,123,994		9,123,994	
29050 Total				9,123,994	9,123,994	0	9,123,994	0
Operating Total				2,626,905,783	2,812,240,219	185,334,436	2,944,477,986	132,237,767
Annual Projects - Authority Control								
10010	GF Annual Authority Ctrl	16185	Var Loc-Misc Fac Maint Projs	833,667	875,350	41,683	919,117	43,767
		17077	HC Centralized It	87,375,502	87,816,250	440,748	91,554,230	3,737,980
		17128	HB Managed Care		3,075,053	3,075,053	3,075,053	
		19611	HC Dph System Wide Security Im	300,000	300,000		300,000	
		20324	Sugar-Sweetened Beverages Tax	5,738,600	2,504,167	(3,234,433)	2,544,659	40,492
		80000	HC DPH IT EHR Project	37,087,964	37,597,307	509,343	38,597,431	1,000,124
10010 Total				131,335,733	132,168,127	832,394	136,990,490	4,822,363
21110	SFGH-Annual Authority Ctrl	15783	HG Misc Fac Maint Proj	1,975,854	2,074,647	98,793	2,178,379	103,732
21110 Total				1,975,854	2,074,647	98,793	2,178,379	103,732
21500	LHH-Annual Authority Ctrl	15784	HL Dph - Facilities Maintenanc	1,707,082	1,792,436	85,354	1,882,058	89,622
21500 Total				1,707,082	1,792,436	85,354	1,882,058	89,622
Annual Projects - Authority Control Total				135,018,669	136,035,210	1,016,541	141,050,927	5,015,717
Continuing Projects - Authority Control								
10020	GF Continuing Authority Ctrl	11183	HC Practice Improvement Progra	3,250,001	3,250,000	(1)	3,250,000	
		17077	HC Centralized It	8,780,076	7,780,076	(1,000,000)	7,780,076	
		17128	HB Managed Care	1,419,338		(1,419,338)		

Department: DPH Public Health

Fund Code	Fund Title	Code	Title	2024-25 Original Budget	2025-26 Proposed Budget	2025-26 Change From 2024-25	2026-27 Proposed Budget	2026-27 Change From 2025-26
Continuing Projects - Authority Control								
		19611	HC Dph System Wide Security Im	300,000	300,000			(300,000)
		20288	HC Window Replacement		250,000	250,000	250,000	
		20972	DPH MentalHlth Res TreatmntBeds	3,300,000		(3,300,000)		
		21748	Reinvestment Initiatives	1,785,735	1,513,027	(272,708)	1,530,918	17,891
		22422	HB Care Court Implementation	2,000,000	2,701,402	701,402	2,820,503	119,101
		22984	HA HRISE		2,000,000	2,000,000	4,000,000	2,000,000
10020	Total			20,835,150	17,794,505	(3,040,645)	19,631,497	1,836,992
10582	SR OCOH Nov18 PropChomelessSvc	21531	Mental Health SF	108,118,075	129,828,428	21,710,353	136,159,182	6,330,754
10582	Total			108,118,075	129,828,428	21,710,353	136,159,182	6,330,754
11630	SR Public Health	17079	HC Ph Environmental Health Cod	50,000	52,500	2,500	55,125	2,625
		17083	HC Vital & Health Stats Fd	130,000	130,000		130,000	
		17084	HC Sb 1773 Emergency Medical S	214,000		(214,000)		
		17095	HC Emergency Med Svc Fund	214,000		(214,000)		
		17099	HC Tobacco Settlement Project	1,000,000	1,000,000		1,000,000	
		17122	HB Dui Program	1,000	1,000		1,000	
		17123	HB Alcohol Rehab Program	40,000	40,000		40,000	
		17156	HB Prop 63 Mental Health Servi	75,924,325	66,623,595	(9,300,730)	75,334,407	8,710,812
		21177	HC Lead Paint Settlement	3,375,715	3,375,715		3,375,715	
11630	Total			80,949,040	71,222,810	(9,726,230)	79,936,247	8,713,437
11650	SR Opioid Settlement Fund	80501	Citywide Opioid Settlements	53,902,475	32,254,222	(21,648,253)	25,916,818	(6,337,404)
11650	Total			53,902,475	32,254,222	(21,648,253)	25,916,818	(6,337,404)
21120	SFGH-Continuing Authority Ctrl	19534	HG Clinical Laboratory Automat	5,400,000		(5,400,000)		
		20771	HG Freight Elevator Modernizat		1,750,000	1,750,000		(1,750,000)
		20788	HG Multi-Year Window Repair		250,000	250,000		(250,000)
		21391	HG UCSF Parking Reimbursement	3,192,853	6,332,147	3,139,294	1,316,000	(5,016,147)
		22207	DPHGH Pharmacy Carousel Replac		1,500,000	1,500,000		(1,500,000)
		22831	ZSFG-NPC4 Compliance	500,000		(500,000)		
		23044	HGH Fire Alarm B25 Panels		1,500,000	1,500,000	1,500,000	
21120	Total			9,092,853	11,332,147	2,239,294	2,816,000	(8,516,147)
21260	SFGH-Capital Projects-Other	10001	Grants	21,657,357	11,351,590	(10,305,767)		(11,351,590)

Department: DPH Public Health

Fund Code	Fund Title	Code	Title	2024-25 Original Budget	2025-26 Proposed Budget	2025-26 Change From 2024-25	2026-27 Proposed Budget	2026-27 Change From 2025-26
Continuing Projects - Authority Control								
21260 Total				21,657,357	11,351,590	(10,305,767)	0	(11,351,590)
21510	LHH-Continuing Authority Ctrl	11332	HL Lhh Water Tank Replacement	1,500,000		(1,500,000)		
		17117	HL Lhh - Gift Shop	10,000	10,000		10,000	
		20006	HL LHH Emergency Power	4,500,000		(4,500,000)		
		20754	HL Roof Replacement-Admin Bdgs	600,000		(600,000)		
		21290	HL Kitchen Coil Design	600,000		(600,000)		
		22485	HL X-Ray Replacement	1,000,000		(1,000,000)		
		22830	HL LHH NPC Sewage Emerg Cont	800,000		(800,000)		
		23042	HL Security Cameras Upgrades				600,000	600,000
		23045	HL Hospital Nurse Call Replac		600,000	600,000		(600,000)
21510 Total				9,010,000	610,000	(8,400,000)	610,000	0
Continuing Projects - Authority Control Total				303,564,950	274,393,702	(29,171,248)	265,069,744	(9,323,958)

Grants Projects

11580	SR Community Health-Grants	10037463	HC PC105 2122 RISE	141,488	80,623	(60,865)	80,623	
		10039164	HB SA SA18 2327 P47 STARR C3	516	106	(410)	211	105
		10039348	HD STD PD156 2324 Hellman Foun	135,000		(135,000)		
		10039350	HD HIV PD153 2324 PCORI	183,134	213,394	30,260	223,897	10,503
		10039365	HD HIV AO54 2324 UCSF TA 8940	68,302		(68,302)		
		10039375	HB MH HM107 2324 Early Psychos	522,924		(522,924)		
		10039396	HD HIV IV14 2324 Mandel	29,169		(29,169)		
		10039403	HD HIV PD118 2324 OD2A Academi	300,000	300,000		300,000	
		10039405	HD HIV PD124 2324 OD2A Peer	250,000	250,000		250,000	
		10039409	HD HIV PD138 2324 Expanding Ac	7,380	7,380		7,380	
		10039415	HD HIV AO86 2324 Leadershp LOC	91,569	95,470	3,901	99,475	4,005
		10039426	HD HIV PD114 2223 COPING	51,841		(51,841)		
		10039431	HD HIV PD163 2324 RWJF Data-to	84,080	84,080		84,080	
		10039437	HD HIV PD164 2324 HPTN	133,474	133,474		133,474	
		10039487	HD HIV AO99 2324 Transnational	44,936	44,936		44,936	
		10039488	HD HIV PD141 2324 SHINE	20,415		(20,415)		
		10039490	HD HIV AO98 2324 Western State	39,025	39,024	(1)	39,024	

Department: DPH Public Health

Fund Code	Fund Title	Code	Title	2024-25 Original Budget	2025-26 Proposed Budget	2025-26 Change From 2024-25	2026-27 Proposed Budget	2026-27 Change From 2025-26
Grants Projects								
10039878	LAB PD187 2324 CDPH - LabAspi			44,450		(44,450)		
10040089	HB SA105 FY 2426 CCE Treasure				395,834	395,834		(395,834)
10040566	HB HM HM119-24 PATH Justice-In			2,597,683		(2,597,683)		
10040625	HD HIV PD90 2425 SFDPH High Im			5,053,105		(5,053,105)		
10040626	HD HIV AO05 2425 MMP			583,532		(583,532)		
10040627	HD HIV PD14 2425 State HIV Sur			719,707		(719,707)		
10040629	HD STD D141 2425 ELC GC Rapid			427,734		(427,734)		
10040630	HD STD CD142 2425 Core Mgmt L			651,972		(651,972)		
10040631	HD STD DC01 2425 Surveillance			271,417		(271,417)		
10040632	HN MCH MC02 2425 Nurse Family			1,435,336		(1,435,336)		
10040633	HN MCH PM03 2425 MCH Block			9,158,139		(9,158,139)		
10040634	HD EPR PD69 2425 PHEP			739,959		(739,959)		
10040635	HD STD PD16 2425 Std Preventio			3,490,435		(3,490,435)		
10040636	HD STD PD126 2425 Hepatitis C			380,812		(380,812)		
10040637	HD PD180-25 Future of Public			4,020,260		(4,020,260)		
10040638	PD185-25 STD SOS			889,418		(889,418)		
10040639	HD ADM PD186-25 Project INVEST			3,994,325		(3,994,325)		
10040641	HD EPR CD113 2425 Pan Flu			130,910		(130,910)		
10040643	HD TB DC22 2425 Ca Tb Controll			243,945		(243,945)		
10040644	HD TB PD17 2425 TB/HIV Control			985,232		(985,232)		
10040645	HD HED CH11-2425 RHAP			325,744		(325,744)		
10040647	HD CH12 2425 ASHS			226,730		(226,730)		
10040648	HD EPR PD95 2425 CRI			238,982		(238,982)		
10040650	HD CH13-25 RHPP			74,484		(74,484)		
10040654	HN HIV AO60 2425 Ryan White P			325,801		(325,801)		
10040656	HD HIV PD158 2425 Integrated			334,219		(334,219)		
10040658	HN HIV AO16 2425 HCP SAM			3,250,103		(3,250,103)		
10040663	HD TB PD21 2425 Tuberculosis S			341,363		(341,363)		
10040666	HN HIV PD13 2425 RWPA			16,318,554		(16,318,554)		
10040670	HN HIV PD140 2526 RWPA & B			2,733,626		(2,733,626)		

Department: DPH Public Health

Fund Code	Fund Title	Code	Title	2024-25 Original Budget	2025-26 Proposed Budget	2025-26 Change From 2024-25	2026-27 Proposed Budget	2026-27 Change From 2025-26
-----------	------------	------	-------	-------------------------	-------------------------	-----------------------------	-------------------------	-----------------------------

Grants Projects

10040674	HB MH AD04 2425 State Vocation			266,010		(266,010)		
10040680	HD ADM AC13 2425 Enhancing Hea			302,108		(302,108)		
10040684	HM109-25 Mental Health Student			1,634,360		(1,634,360)		
10040686	HC ADM GLSC 2425 RWPC LSYC			75,700		(75,700)		
10040690	HC ADM GMCK 2425 Mckinney Home			1,111,095		(1,111,095)		
10040694	HD ENV PD143 2425 Strengthenin			46,747		(46,747)		
10040697	HM112-25 MHBG-American Rescue			1,124,757		(1,124,757)		
10040698	HD EHS PB02 2425 State CLPPP			897,491		(897,491)		
10040699	HC ADM GTWC 2425 RWPC TWC			88,800		(88,800)		
10040700	HD EPI PD29 2425 Immunization			312,180		(312,180)		
10040701	HD ENV2526 PD136 Noxious Weed			44,640	44,639	(1)	44,639	
10040702	HN MCH PM105 FY 2425 CYSHCN			395,500		(395,500)		
10040703	HD EHS EH15 2425 Beach Water			29,506		(29,506)		
10040704	HD HED PH01 2425 Tobacco Free			816,171		(816,171)		
10040705	HN MCH PM02 2425 Black Infant			2,766,816		(2,766,816)		
10040707	HD HIV AO73 2425 SFDPH High Im			1,400,000		(1,400,000)		
10040711	HN MCH PM101 2425 Oral Health			308,878		(308,878)		
10040713	HN MCH PM102 2425 PEI			459,561		(459,561)		
10040716	HD ENV 2425 PD203 SFDPH DOJ PR			1,151,467		(1,151,467)		
10040717	HN MCH PM103 2425 CHVP Innv			1,000,000		(1,000,000)		
10040718	HN MCH PM104 2425 CHVP EBHV			676,889		(676,889)		
10040726	HD STD PD151 2425 PS24-0003			3,337,501		(3,337,501)		
10040729	HB HM M005 2425 Hrsa Title Iv			113,327		(113,327)		
10040730	HN MCH PM01 2324 Title X Famil			120,000		(120,000)		
10040731	HB MH 2425 M007 Samhsa-MHBG			4,626,823		(4,626,823)		
10040746	HD HIV PD123 2425 UCSF 11626sc			70,132		(70,132)		
10040747	HD HIV PD121 2425 UCSF 11644sc			21,404		(21,404)		
10040748	HD HIV PD113 2425 UCSF 11580sc			43,173	43,173		43,173	
10040750	HB HM M118 2425 Building City-			500,000		(500,000)		
10040751	HD HIV D134 2425 UCSF-CFAR			74,236		(74,236)		

Department: DPH Public Health

Fund Code	Fund Title	Code	Title	2024-25 Original Budget	2025-26 Proposed Budget	2025-26 Change From 2024-25	2026-27 Proposed Budget	2026-27 Change From 2025-26
Grants Projects								
10040752	HD HIV D123 2425 NHBS			1,254,038		(1,254,038)		
10040753	HN MCH PM08 2425 WIC			3,058,130		(3,058,130)		
10040754	HD HIV PD154 2425 UCSF 12518sc			18,779		(18,779)		
10040755	HN MCH PM13 2425 NUTRITION			915,601		(915,601)		
10040756	HD HIV IV08 2425 Mid-Career			205,777		(205,777)		
10040757	HN MCH PM14 2425 Foster Care			865,471		(865,471)		
10040758	HD EPR AC11 2425 HPP			302,671		(302,671)		
10040759	HD HIV PD152 2425 PRIME			100,947		(100,947)		
10040760	HN MCH PM05 2425 CHDP			515,887		(515,887)		
10040761	HB SA SA102 2425 SABG ARPA			1,574,978		(1,574,978)		
10040762	HD HIV AO78 2526 REBOOT			106,012	110,909	4,897	115,954	5,045
10040763	HB SA SA106 2425 SSOPC			2,225,000		(2,225,000)		
10040764	HD HIV PD139 2526 Western Stat			26,262	26,262		26,262	
10040765	HB SA104 FY 2425 SABG Block Gr			8,913,363		(8,913,363)		
10040766	HD HIV PD161 2425 Mirtazapine			56,124	56,124		56,124	
10040767	HD HIV D128 2425 HVTN Scientif			166,748		(166,748)		
10040768	HD HIV D119 2425 SF Bay CTU			195,480		(195,480)		
10040769	HD HIV AO67 2425 HPTN Leadersh			38,145		(38,145)		
10040770	HD HIV PD111 2425 DoxyPrep			44,594		(44,594)		
10040771	HD HIV PD112 2425 PEP-3D			166,602	166,602		166,602	
10040772	HD HIV PD155 2425 AMBER SOW			32,451		(32,451)		
10040773	HD HIV PD165 2425 UCSF 12855sc			11,875		(11,875)		
10040774	HD HIV PD169 2425 ONE BALLROOM			5,875		(5,875)		
10040779	HD EPR PD168 2425 WFD			1,557,822		(1,557,822)		
10040781	HD HIV PD172 2425 ViiV Interve			55,255	55,255		55,255	
10040782	HD HIV PD173 2425 Leveraging			39,585	39,585		39,585	
10040783	HD HIV PD174 2425 PROTECT			22,810	22,810		22,810	
10040784	HD HIV PD175 2425 UCSF 12668sc			43,611	43,611		43,611	
10040785	HD HIV PD176 2425 UCSF 13199sc			15,207	15,207		15,207	

Department: DPH Public Health

Fund Code	Fund Title	Code	Title	2024-25 Original Budget	2025-26 Proposed Budget	2025-26 Change From 2024-25	2026-27 Proposed Budget	2026-27 Change From 2025-26
-----------	------------	------	-------	-------------------------	-------------------------	-----------------------------	-------------------------	-----------------------------

Grants Projects

10040786	HD HIV PD178 2425 BLISS			235,470		(235,470)		
10040788	HD HIV PD179 2425 UCSF 13184sc			14,193		(14,193)		
10040789	HD HIV PD142 2425 Biomedical			21,587	21,587		21,587	
10040790	HD HIV PD183 2425 ASTHO OPPR			20,000	20,000		20,000	
10040791	PD HIV PD188 2425 UCSF Bay Are			69,259		(69,259)		
10040828	HN WPC WP102 FY 2425 HHIP			3,375,884		(3,375,884)		
10040838	HN WPC WP101 2425 PATH CITED			3,862,930		(3,862,930)		
10040853	HM111-25 Crisis Mobile Unit Pr			757,621		(757,621)		
10041114	HN PC PC109 FY2425 PCORI HSII			500,000	500,000		500,000	
10041115	HN PC PC110 FY2425 Primary Car			200,000		(200,000)		
10041117	HC PC111 FY2425 CALHIVE BHI			35,000	35,000		35,000	
10041165	HB SA SA107 2425 Fentanyl Over			427,000		(427,000)		
10041168	HN MCH PM107 2425 CCHP OCH			191,313		(191,313)		
10041183	HN FY2425 IPP Loop Referrals			1,301,500		(1,301,500)		
10041198	HD HIV PD141 2425 SHINE			30,488		(30,488)		
10041199	HD HIV PD189 2425 UCSF-Bay Ar			15,115		(15,115)		
10041200	HD HIV PD196 2425 NIDA Clinica			40,196	40,196			(40,196)
10041201	HD HIV PD200 2425 Statistical			30,540		(30,540)		
10041202	HD HIV PD201 2425 Staged			13,876		(13,876)		
10041476	HD HIV PD158 2526 Integrated			315,000		(315,000)		
10041482	HB HM120 2425 CYBHI R1-Parent			750,000		(750,000)		
10041852	HD EPR CD113 2526 Pan Flu				135,209	135,209	140,059	4,850
10041853	HD EPR PD95 2526 CRI				238,941	238,941	238,701	(240)
10041854	HN HIV AO16 2526 HCP SAM				3,175,610	3,175,610	3,184,279	8,669
10041855	HD HED CH11-2526 RHAP				324,061	324,061	324,061	
10041856	HD HED PH01 2526 Tobacco Free				1,420,445	1,420,445	1,420,445	
10041857	HD ADM AC13 2526 Enhancing Hea				300,000	300,000	300,000	
10041858	HD EPI PD29 2526 Immunization				323,557	323,557	336,284	12,727
10041859	HD STD PD151 2526 PS24-0003				600,000	600,000	600,000	
10041864	HB MH 2526 M007 Samhsa-MHBG				4,601,704	4,601,704	4,535,677	(66,027)



Department: DPH Public Health

Fund Code	Fund Title	Code	Title	2024-25 Original Budget	2025-26 Proposed Budget	2025-26 Change From 2024-25	2026-27 Proposed Budget	2026-27 Change From 2025-26
Grants Projects								
10041865	HN HIV AO60 2526 Ryan White Pa				325,801	325,801	325,801	
10041866	HN HIV PD13 2526 RWPA				16,218,783	16,218,783	16,270,386	51,603
10041870	HN HIV PD140 2627 Ryan White				2,963,553	2,963,553	2,987,858	24,305
10041871	HD HIV AO05 2526 Medical Monit				1,137,442	1,137,442	1,122,341	(15,101)
10041872	HD HIV PD14 2526 State HIV Sur				798,740	798,740	694,980	(103,760)
10041874	HD HIV PD158 2627 PS21-2103				324,842	324,842	333,108	8,266
10041878	HD HIV PD123 2526 UCSF 11626sc				70,132	70,132	70,132	
10041880	HD HIV PD121 2526 UCSF 11644sc				21,404	21,404	21,404	
10041882	HD HIV D134 2526 UCSF-CFAR				74,236	74,236	74,236	
10041883	HD HIV D123 2526 NHBS				1,079,491	1,079,491	1,069,493	(9,998)
10041884	HD HIV PD154 2526 UCSF 12518sc				18,779	18,779	18,779	
10041885	HD HIV IV08 2526 Mid-Career				179,605	179,605	194,256	14,651
10041886	HD HIV PD152 2526 PRIME				104,913	104,913	108,941	4,028
10041887	HB HM M005 2526 Hrsa Title Iv				119,813	119,813	127,280	7,467
10041888	HD HIV D128 2526 HVTN Scientif				175,236	175,236	183,697	8,461
10041889	HB HM M118 2526 Building City-				500,000	500,000	500,000	
10041890	HD HIV D119 2526 SF Bay Clinic				229,333	229,333	263,100	33,767
10041891	HN MCH PM101 2526 Oral Health				308,879	308,879	308,879	
10041892	HD HIV AO67 2526 HPTN Leadersh				23,017	23,017	24,086	1,069
10041893	HD HIV PD111 2526 DoxyPrep				44,594	44,594	44,594	
10041894	HD HIV PD155 2526 AMBER SOW				32,451	32,451	32,451	
10041895	HD CH12 2526 ASHS				226,658	226,658	226,000	(658)
10041896	HD HIV PD165 2526 UCSF ITAPS				11,875	11,875	11,875	
10041898	HD HIV PD178 2526 BLISS				235,470	235,470	235,470	
10041899	HB SA SA106 2526 SSOPC				2,225,000	2,225,000	2,225,000	
10041900	HD HIV PD179 2526 UCSF TRACE				14,193	14,193	14,193	
10041902	HB SA SA107 2526 Fentanyl Over				427,000	427,000	427,000	
10041903	PD HIV PD188 2526 UCSF Bay Are				69,259	69,259	69,259	
10041904	HD STD D141 2526 ELC GC Rapid				258,906	258,906	258,906	
10041907	HD HIV PD189 2526 UCSF-Bay Are				15,115	15,115		(15,115)

Department: DPH Public Health

Fund Code	Fund Title	Code	Title	2024-25 Original Budget	2025-26 Proposed Budget	2025-26 Change From 2024-25	2026-27 Proposed Budget	2026-27 Change From 2025-26
-----------	------------	------	-------	-------------------------	-------------------------	-----------------------------	-------------------------	-----------------------------

Grants Projects

10041908	HD HIV PD200 2526 Statistical				30,540	30,540		(30,540)
10041909	HD STD CD142 2526, Core Mgmt L				638,420	638,420	638,420	
10041910	HD HIV PD201 2526 Staged				13,876	13,876		(13,876)
10041912	HD HIV AO73 2526 SFDPH High Im				1,400,000	1,400,000	1,400,000	
10041914	HD HIV PD90 2627 SFDPH High Im				7,332,106	7,332,106	7,341,162	9,056
10041916	HB MH AD04 2526 State Vocation				232,249	232,249	243,265	11,016
10041918	HD HIV PD202 2526 The Bridge C				88,930	88,930	88,930	
10041921	PD211 2526 HOPE: A Status-Neut				74,432	74,432	74,432	
10041933	HN MCH MC02 2526 Nurse Family				2,767,075	2,767,075	2,876,693	109,618
10041934	HN MCH PM02 2526 Black Infant				2,570,040	2,570,040	2,631,000	60,960
10041935	HN MCH PM03 2526 MCH Block				3,475,330	3,475,330	3,475,330	
10041937	HD EPR AC11 2526 HPP				399,542	399,542	399,556	14
10041939	HN MCH PM08 2526 WIC				3,233,779	3,233,779	3,388,237	154,458
10041941	HD EPR PD69 2526 PHEP				754,720	754,720	772,083	17,363
10041942	HN MCH PM13 2526 NUTRITION				990,712	990,712	986,940	(3,772)
10041945	HN MCH PM14 2526 FCS/HGPCFC				1,287,795	1,287,795	1,288,271	476
10041946	HN MCH PM102 2526 PEI				562,677	562,677	567,077	4,400
10041947	HN MCH PM103 2526 CHVP Innv				4,860,702	4,860,702	4,860,702	
10041948	HN MCH PM104 2526 CHVP EBHV				1,544,141	1,544,141	1,605,182	61,041
10041949	HN MCH PM01 2425 Title X Famil				122,445	122,445	127,483	5,038
10041950	HD PD180-26 Future of Public				3,639,888	3,639,888	3,639,888	
10041951	HD STD PD126 2526 Hepatitis C				380,812	380,812	380,812	
10041952	HD ADM PD186-26 Project INVEST				4,107,094	4,107,094	3,810,781	(296,313)
10041953	HB SA104 FY 2526 SABG Block Gr				8,913,363	8,913,363	8,913,363	
10041954	HD CH13-26 RHPP				74,328	74,328	74,328	
10041955	HD STD PD16 2526 Std Preventio				4,000,000	4,000,000	2,362,411	(1,637,589)
10041956	PD185-26 STD SOS				889,532	889,532	791,985	(97,547)
10041957	HD STD DC01 2526 Surveillance				271,283	271,283	270,000	(1,283)
10041960	HD TB PD17 2526 TB/HIV Control				960,136	960,136	960,136	
10041961	HD ENV PD143 2526 Strengthenin				46,114	46,114	46,114	

Department: DPH Public Health

Fund Code	Fund Title	Code	Title	2024-25 Original Budget	2025-26 Proposed Budget	2025-26 Change From 2024-25	2026-27 Proposed Budget	2026-27 Change From 2025-26
Grants Projects								
10041962	HD TB PD21 2526 Tuberculosis S				369,698	369,698	369,698	
10041964	HD EHS PB02 2526 State CLPPP				906,053	906,053	906,053	
10041968	HD EHS EH15 2526 Beach Water				29,225	29,225	29,225	
10041969	HD ENV 2526 PD203 SFDPH DOJ PR				1,119,966	1,119,966		(1,119,966)
10041975	HN MCH PM107 2526 CCHP OCH				191,312	191,312	191,312	
10041976	HC ADM GMCK 2526 McKinney Home				1,094,763	1,094,763	1,094,763	
10041977	HC ADM GLSC 2526 RWPC LSYC				66,530	66,530	66,530	
10041978	HC ADM GTWC 2526 RWPC TWC				81,250	81,250	81,250	
10042277	HN MCH PM105 FY 2526 CYSHCN				438,164	438,164	446,548	8,384
10042286	HB SA109 FY26-27 COSSUP				533,333	533,333	533,333	
10042402	HN MCH PM109 2526 SPAN				88,000	88,000	88,000	
10042563	SFDPH Epic Enhancement Impleme				6,000,000	6,000,000	6,000,000	
10042565	HHIP Volume Increases				2,489,699	2,489,699	2,489,699	
11580 Total				120,648,574	111,309,382	(9,339,192)	108,102,912	(3,206,470)
14820	SR ETF-Gift	10035431	HN Safety Net	120,000	120,000		120,000	
		10036449	Epic for FQHCs Program	135,000	135,000		135,000	
		10042344	San Francisco Public Health F		1,400,000	1,400,000		(1,400,000)
14820 Total				255,000	1,655,000	1,400,000	255,000	(1,400,000)
Grants Projects Total				120,903,574	112,964,382	(7,939,192)	108,357,912	(4,606,470)
Work Orders/Overhead								
10060	GF Work Order	207703	HBH Behavioral Health	20,240,897	20,583,326	342,429	20,871,693	288,367
		207705	HNS Health Network Services	12,423,812	14,955,035	2,531,223	15,659,576	704,541
		240642	HPC Primary Care	2,171,782	790,257	(1,381,525)	799,786	9,529
		240661	HPH Population Health Division	5,097,804	3,200,499	(1,897,305)	3,212,271	11,772
		251961	HAD Public Health Admin	597,562	682,676	85,114	682,676	
10060 Total				40,531,857	40,211,793	(320,064)	41,226,002	1,014,209
Work Orders/Overhead Total				40,531,857	40,211,793	(320,064)	41,226,002	1,014,209
Continuing Projects - Project Control								
21131	SFGH-OPERATING GRANTS-STATE	10041519	HG GUIDE Model	115,320				(115,320)

Department: DPH Public Health

Fund Code	Fund Title	Code	Title	2024-25 Original Budget	2025-26 Proposed Budget	2025-26 Change From 2024-25	2026-27 Proposed Budget	2026-27 Change From 2025-26
Continuing Projects - Project Control								
21131 Total				115,320	0	(115,320)	0	0
21132	SFGH-OPERATING GRANTS-PRIVATE	10037473	ZSFG Patient Care Qual FY19_20		100,000	100,000		(100,000)
		10038610	HG GED Implementation at ZSFG	1,458,730		(1,458,730)		
		10041164	HG Solid Start_FY25	774,500		(774,500)		
		10041203	HG TMBHF ACT_Benioff	900,000		(900,000)		
		10041416	HG IT Trainings	6,550		(6,550)		
		10041418	HG Wellness & Staff Experience	54,231		(54,231)		
		10041463	HG Interpreter Services	76,140		(76,140)		
		10041464	HG Telehealth Covid-19_FY25	150,223		(150,223)		
		10041465	HG TMBH Round 3	1,276,941		(1,276,941)		
		10041466	HG DET AHA	131,760		(131,760)		
		10042323	HG Interpreter Services FY25-26		238,456	238,456		(238,456)
		10042325	HG Solid Start FY25-26		202,010	202,010		(202,010)
		10042327	HG Bowes Patient Care FY26		180,000	180,000		(180,000)
		10042333	HG EIG Project REACH		100,000	100,000		(100,000)
		10042334	HG EIG Hearing Screening Prog.		100,000	100,000		(100,000)
21132 Total				4,829,075	920,466	(3,908,609)	0	(920,466)
Continuing Projects - Project Control Total				4,944,395	920,466	(4,023,929)	0	(920,466)
Total Uses of Funds				3,231,869,228	3,376,765,772	144,896,544	3,500,182,571	123,416,799

Department: LIB Public Library

	2024-25 Original Budget	2025-26 Proposed Budget	2025-26 Change From 2024-25	2026-27 Proposed Budget	2026-27 Change From 2025-26
<u>Uses Summary</u>					
Salaries	80,113,734	82,964,733	2,850,999	86,604,296	3,639,563
Mandatory Fringe Benefits	41,785,071	43,640,500	1,855,429	46,095,715	2,455,215
Non-Personnel Services	11,502,010	9,483,431	(2,018,579)	9,451,529	(31,902)
Capital Outlay	10,871,204	13,535,010	2,663,806	1,900,000	(11,635,010)
City Grant Program	826,081	920,926	94,845	963,555	42,629
Debt Service		1,703,419	1,703,419	1,703,136	(283)
Materials & Supplies	26,159,318	25,179,115	(980,203)	25,179,115	
Services Of Other Depts	16,254,233	16,569,503	315,270	16,015,573	(553,930)
Overhead and Allocations	638	841	203	841	
Intrafund Transfers Out	11,533,933	14,192,429	2,658,496	2,562,877	(11,629,552)
Unappropriated Rev-Designated				3,970,026	3,970,026
Transfer Adjustment - Uses	(11,533,933)	(14,192,429)	(2,658,496)	(2,562,877)	11,629,552
Total Uses by Chart of Accounts	187,512,289	193,997,478	6,485,189	191,883,786	(2,113,692)

Sources Summary

Property Taxes	79,330,000	79,330,000		78,370,000	(960,000)
Intergovernmental: State	250,400	250,400		250,400	
Charges for Services	175,000	175,000		175,000	
Rents & Concessions	26,115	26,115		26,115	
Other Revenues	20,000	20,000		20,000	
Interest & Investment Income	42,430	54,768	12,338	70,498	15,730
Expenditure Recovery	90,584	95,433	4,849	99,259	3,826
IntraFund Transfers In	11,533,933	14,192,429	2,658,496	2,562,877	(11,629,552)
Beg Fund Balance - Budget Only	3,977,760	7,525,762	3,548,002	62,514	(7,463,248)
Transfer Adjustment-Source	(11,533,933)	(14,192,429)	(2,658,496)	(2,562,877)	11,629,552
General Fund Support	103,600,000	106,520,000	2,920,000	112,810,000	6,290,000
Total Sources by Chart of Accounts	187,512,289	193,997,478	6,485,189	191,883,786	(2,113,692)

Department: LIB Public Library

Fund Summary						
		2024-25 Original Budget	2025-26 Proposed Budget	2025-26 Change From 2024-25	2026-27 Proposed Budget	2026-27 Change From 2025-26
Bequest Fund		115,000	115,000		115,000	
Gift and Other Exp Trust Fund		5,000	5,000		5,000	
Public Library Fund		187,392,289	193,877,478	6,485,189	191,763,786	(2,113,692)
Total Uses by Funds		187,512,289	193,997,478	6,485,189	191,883,786	(2,113,692)
Division Summary						
LIB Public Library		187,512,289	193,997,478	6,485,189	191,883,786	(2,113,692)
Total Uses by Division		187,512,289	193,997,478	6,485,189	191,883,786	(2,113,692)

Uses of Funds Detail Appropriation

Fund Code	Fund Title	Code	Title	2024-25 Original Budget	2025-26 Proposed Budget	2025-26 Change From 2024-25	2026-27 Proposed Budget	2026-27 Change From 2025-26
Operating								
13140	SR Public Library Preserv		Salaries	80,113,734	82,964,733	2,850,999	86,604,296	3,639,563
			Mandatory Fringe Benefits	41,785,071	43,640,500	1,855,429	46,095,715	2,455,215
			Non-Personnel Services	11,183,010	9,464,431	(1,718,579)	9,432,529	(31,902)
			Capital Outlay	107,000		(107,000)		
			City Grant Program	826,081	920,926	94,845	963,555	42,629
			Debt Service		1,703,419	1,703,419	1,703,136	(283)
			Materials & Supplies	25,678,556	24,518,556	(1,160,000)	24,518,556	
			Services Of Other Depts	16,034,504	16,342,084	307,580	15,782,696	(559,388)
			Intrafund Transfers Out	11,533,933	14,192,429	2,658,496	2,562,877	(11,629,552)
			Unappropriated Rev-Designated				3,970,026	3,970,026
			Transfer Adjustment - Uses	(11,533,933)	(14,192,429)	(2,658,496)	(2,562,877)	11,629,552
13140	Total			175,727,956	179,554,649	3,826,693	189,070,509	9,515,860
Operating Total				175,727,956	179,554,649	3,826,693	189,070,509	9,515,860
Continuing Projects - Authority Control								
13080	SR Library Fund - Continuing	19559	LB SfpI Capital Improvement Pr	11,533,933	14,192,429	2,658,496	2,562,877	(11,629,552)
13080	Total			11,533,933	14,192,429	2,658,496	2,562,877	(11,629,552)
13150	SR Library Special Revenue	17144	LB Library Special Collection-	25,000	25,000		25,000	

Department: LIB Public Library

Fund Code	Fund Title	Code	Title	2024-25 Original Budget	2025-26 Proposed Budget	2025-26 Change From 2024-25	2026-27 Proposed Budget	2026-27 Change From 2025-26
Continuing Projects - Authority Control								
13150	Total			25,000	25,000	0	25,000	0
Continuing Projects - Authority Control Total				11,558,933	14,217,429	2,658,496	2,587,877	(11,629,552)
Grants Projects								
13120	SR Library Grants; Cont Sta							
		10039806	LIB-FY25 PLP CLSA Funds	19,000		(19,000)		
		10039807	LB-FY25 Project Read CLLS	60,000		(60,000)		
		10039928	LB-FY25 CLLS - ESL Program	26,400		(26,400)		
		10039929	LB-FY26 CLLS - ESL Program		26,400	26,400		(26,400)
		10041028	LB-FY26 Project Read CLLS		60,000	60,000		(60,000)
		10041029	LIB-FY26 PLP CLSA Funds		19,000	19,000		(19,000)
		10042243	LIB-FY27 Project Read CLLS				60,000	60,000
		10042244	LIB-FY27 PLP CLSA Funds				19,000	19,000
		10042245	LIB-FY27 CLLS - ESL Program				26,400	26,400
13120	Total			105,400	105,400	0	105,400	0
14820	SR ETF-Gift			5,000	5,000		5,000	
14820	Total			5,000	5,000	0	5,000	0
17860	Perm ETF-Bequests			15,000	15,000		15,000	
		10000592	LB-Lillian Dannenberg Bequest					
		10000595	LB-Fuhrman Bequest	100,000	100,000		100,000	
17860	Total			115,000	115,000	0	115,000	0
Grants Projects Total				225,400	225,400	0	225,400	0
Total Uses of Funds				187,512,289	193,997,478	6,485,189	191,883,786	(2,113,692)

Department: PUC Public Utilities Commission

	2024-25 Original Budget	2025-26 Proposed Budget	2025-26 Change From 2024-25	2026-27 Proposed Budget	2026-27 Change From 2025-26
<u>Uses Summary</u>					
Salaries	335,094,805	353,027,098	17,932,293	367,353,130	14,326,032
Mandatory Fringe Benefits	133,842,572	142,643,169	8,800,597	150,434,075	7,790,906
Non-Personnel Services	653,007,857	642,369,979	(10,637,878)	648,447,356	6,077,377
Capital Outlay	16,784,056	17,157,942	373,886	14,850,786	(2,307,156)
City Grant Program	2,881,524	2,878,837	(2,687)	2,878,837	
Debt Service	466,743,203	537,121,627	70,378,424	537,009,074	(112,553)
Facilities Maintenance	61,731,170	49,854,894	(11,876,276)	49,788,437	(66,457)
Materials & Supplies	44,164,049	45,014,696	850,647	45,017,098	2,402
Programmatic Projects	6,362,932	6,842,660	479,728	3,048,363	(3,794,297)
Services Of Other Depts	121,618,977	128,285,843	6,666,866	134,016,359	5,730,516
Overhead and Allocations	(100,830,495)	(103,673,777)	(2,843,282)	(107,483,038)	(3,809,261)
Transfers Out	53,451,749	54,937,448	1,485,699	54,855,019	(82,429)
Intrafund Transfers Out	324,816,730	356,551,489	31,734,759	287,486,386	(69,065,103)
Unappropriated Rev-Designated	42,226,237	42,742,286	516,049	147,920,475	105,178,189
Unappropriated Rev Retained	236,780,933	266,051,442	29,270,509	200,406,229	(65,645,213)
Transfer Adjustment - Uses	(374,673,342)	(411,393,800)	(36,720,458)	(342,246,268)	69,147,532
Total Uses by Chart of Accounts	2,024,002,957	2,130,411,833	106,408,876	2,193,782,318	63,370,485

Sources Summary

Charges for Services	1,656,143,599	1,730,107,936	73,964,337	1,853,463,855	123,355,919
Rents & Concessions	13,382,096	10,696,681	(2,685,415)	7,211,798	(3,484,883)
Other Revenues	44,991,814	40,363,024	(4,628,790)	40,604,196	241,172
Interest & Investment Income	14,645,157	10,751,385	(3,893,772)	10,815,358	63,973
Expenditure Recovery	217,434,568	237,436,035	20,001,467	264,690,140	27,254,105
IntraFund Transfers In	324,816,730	356,551,489	31,734,759	287,486,386	(69,065,103)
Transfers In	49,861,150	54,842,311	4,981,161	54,759,882	(82,429)
Beg Fund Balance - Budget Only	77,401,185	101,056,772	23,655,587	16,996,971	(84,059,801)
Transfer Adjustment-Source	(374,673,342)	(411,393,800)	(36,720,458)	(342,246,268)	69,147,532
General Fund Support					
Total Sources by Chart of Accounts	2,024,002,957	2,130,411,833	106,408,876	2,193,782,318	63,370,485



Department: PUC Public Utilities Commission

		2024-25 Original Budget	2025-26 Proposed Budget	2025-26 Change From 2024-25	2026-27 Proposed Budget	2026-27 Change From 2025-26
<b><u>Fund Summary</u></b>						
CleanPowerSF		464,121,833	444,375,300	(19,746,533)	441,705,439	(2,669,861)
Hetch Hetchy Water and Power		345,623,725	382,508,840	36,885,115	404,729,121	22,220,281
San Francisco Water Enterprise		739,420,698	775,494,978	36,074,280	782,638,940	7,143,962
San Francisco Wastewater Ent		474,836,701	528,032,715	53,196,014	564,708,818	36,676,103
<b>Total Uses by Funds</b>		<b>2,024,002,957</b>	<b>2,130,411,833</b>	<b>106,408,876</b>	<b>2,193,782,318</b>	<b>63,370,485</b>
<b><u>Division Summary</u></b>						
HHP CleanPowerSF		464,121,833	444,375,300	(19,746,533)	441,705,439	(2,669,861)
WWE Wastewater Enterprise		474,836,701	528,032,715	53,196,014	564,708,818	36,676,103
HHP Hetch Hetchy Water & Power		345,623,725	382,508,840	36,885,115	404,729,121	22,220,281
PUB Public Utilities Bureaus		938,043	1,056,356	118,313	1,016,356	(40,000)
WTR Water Enterprise		738,482,655	774,438,622	35,955,967	781,622,584	7,183,962
<b>Total Uses by Division</b>		<b>2,024,002,957</b>	<b>2,130,411,833</b>	<b>106,408,876</b>	<b>2,193,782,318</b>	<b>63,370,485</b>

**Uses of Funds Detail Appropriation**

Fund Code	Fund Title	Code	Title	2024-25 Original Budget	2025-26 Proposed Budget	2025-26 Change From 2024-25	2026-27 Proposed Budget	2026-27 Change From 2025-26
<b>Operating</b>								
20160	WWE Op Annual Account Ctrl		Salaries	63,588,654	66,668,742	3,080,088	69,536,475	2,867,733
			Mandatory Fringe Benefits	25,903,491	27,513,370	1,609,879	29,106,654	1,593,284
			Non-Personnel Services	29,485,325	29,415,284	(70,041)	29,265,284	(150,000)
			Capital Outlay	1,738,765	2,151,584	412,819	1,776,628	(374,956)
			City Grant Program	600,000	600,000		600,000	
			Debt Service	122,615,091	144,013,267	21,398,176	144,013,267	
			Materials & Supplies	15,878,756	15,672,810	(205,946)	15,672,810	
			Services Of Other Depts	38,935,571	40,697,907	1,762,336	43,617,924	2,920,017
			Overhead and Allocations	47,172,449	49,921,399	2,748,950	51,642,554	1,721,155
			Transfers Out	31,713	31,713		31,713	
			Intrafund Transfers Out	119,280,632	141,742,391	22,461,759	68,283,241	(73,459,150)
			Unappropriated Rev-Designated	554,646	900,000	345,354	102,450,970	101,550,970

Department: PUC Public Utilities Commission

Fund Code	Fund Title	Code	Title	2024-25 Original Budget	2025-26 Proposed Budget	2025-26 Change From 2024-25	2026-27 Proposed Budget	2026-27 Change From 2025-26
Operating								
Transfer Adjustment - Uses				(119,280,632)	(141,742,391)	(22,461,759)	(68,283,241)	73,459,150
20160 Total				346,504,461	377,586,076	31,081,615	487,714,279	110,128,203
24750	HH CleanPowerSF Op Annual Acco		Salaries	6,670,282	7,718,237	1,047,955	8,084,545	366,308
			Mandatory Fringe Benefits	1,988,977	2,365,280	376,303	2,543,634	178,354
			Non-Personnel Services	10,936,438	11,183,612	247,174	11,058,612	(125,000)
			Materials & Supplies	137,000	137,200	200	137,200	
			Services Of Other Depts	1,899,025	1,932,046	33,021	1,969,035	36,989
			Overhead and Allocations	7,544,534	7,887,706	343,172	8,140,724	253,018
			Unappropriated Rev-Designated	113,618	240,588	126,970	44,581	(196,007)
24750 Total				29,289,874	31,464,669	2,174,795	31,978,331	513,662
24970	HHWP Op Annual Account Ctrl		Salaries	41,960,789	45,183,572	3,222,783	47,064,893	1,881,321
			Mandatory Fringe Benefits	17,576,070	18,860,033	1,283,963	19,940,457	1,080,424
			Non-Personnel Services	183,021,855	196,239,664	13,217,809	202,764,223	6,524,559
			Capital Outlay	2,514,615	2,999,313	484,698	1,067,113	(1,932,200)
			Debt Service	10,498,877	13,577,209	3,078,332	13,577,209	
			Materials & Supplies	3,751,842	4,786,982	1,035,140	4,786,982	
			Services Of Other Depts	9,805,462	9,585,170	(220,292)	9,714,816	129,646
			Overhead and Allocations	28,323,634	29,638,908	1,315,274	30,635,461	996,553
			Transfers Out	4,147,681	727,356	(3,420,325)	741,041	13,685
			Intrafund Transfers Out	36,958,185	53,464,942	16,506,757	67,800,745	14,335,803
			Unappropriated Rev-Designated	628,190	800,000	171,810		(800,000)
			Transfer Adjustment - Uses	(37,574,154)	(54,160,586)	(16,586,432)	(68,510,074)	(14,349,488)
24970 Total				301,613,046	321,702,563	20,089,517	329,582,866	7,880,303
25940	WTR Op Annual Account Ctrl		Salaries	85,760,662	89,180,408	3,419,746	92,774,562	3,594,154
			Mandatory Fringe Benefits	35,699,953	37,741,164	2,041,211	39,873,462	2,132,298
			Non-Personnel Services	18,850,289	18,515,642	(334,647)	18,365,642	(150,000)
			Capital Outlay	4,117,281	3,653,619	(463,662)	3,653,619	
			City Grant Program	2,281,524	2,278,837	(2,687)	2,278,837	
			Debt Service	333,629,235	366,950,327	33,321,092	366,950,327	
			Materials & Supplies	20,323,920	20,305,626	(18,294)	20,305,626	

Department: PUC Public Utilities Commission

Fund Code	Fund Title	Code	Title	2024-25 Original Budget	2025-26 Proposed Budget	2025-26 Change From 2024-25	2026-27 Proposed Budget	2026-27 Change From 2025-26
Operating								
			Services Of Other Depts	31,960,752	35,739,836	3,779,084	37,894,401	2,154,565
			Overhead and Allocations	64,974,279	68,401,731	3,427,452	70,525,527	2,123,796
			Transfers Out	49,272,355	54,178,379	4,906,024	54,082,265	(96,114)
			Intrafund Transfers Out	129,688,522	120,321,618	(9,366,904)	110,246,700	(10,074,918)
			Unappropriated Rev-Designated	567,839	770,161	202,322	8,174,228	7,404,067
			Transfer Adjustment - Uses	(178,929,165)	(174,468,285)	4,460,880	(164,297,253)	10,171,032
25940	Total			598,197,446	643,569,063	45,371,617	660,827,943	17,258,880
27180	PUC Operating Fund		Salaries	68,072,310	73,017,905	4,945,595	75,966,631	2,948,726
			Mandatory Fringe Benefits	29,593,653	32,376,310	2,782,657	34,109,041	1,732,731
			Non-Personnel Services	25,226,445	24,293,672	(932,773)	24,293,672	
			Capital Outlay	1,413,395	1,353,426	(59,969)	1,353,426	
			Materials & Supplies	3,123,048	3,108,913	(14,135)	3,108,913	
			Services Of Other Depts	32,943,292	33,707,596	764,304	34,250,438	542,842
			Overhead and Allocations	(160,256,105)	(167,746,322)	(7,490,217)	(172,970,621)	(5,224,299)
27180	Total			116,038	111,500	(4,538)	111,500	0
	Operating Total			1,275,720,865	1,374,433,871	98,713,006	1,510,214,919	135,781,048

Annual Projects - Authority Control

20170	WWE Annual Authority Ctrl	17726	GE Youth Employment & Environm	697,000	697,000		697,000	
		19459	UW Treasure Island - Maintena	2,600,000	2,600,000		2,600,000	
		19460	UW 525 Golden Gate - O & M	2,634,881	2,634,881		2,634,881	
		19461	UW 525 Golden Gate - Lease Pay	4,106,484	4,071,036	(35,448)	4,049,787	(21,249)
		19466	WW Low Impact Development	681,000	681,000		681,000	
		80068	WWE Neighborhood Steward Progs	1,415,500	2,318,500	903,000		(2,318,500)
		80547	PUC BUREAUS Programmatic Proj	337,303	275,809	(61,494)	275,809	
20170	Total			12,472,168	13,278,226	806,058	10,938,477	(2,339,749)
20210	WWE Work Order	10002	Interdepartmental-Overhead	3,444,665	3,113,116	(331,549)	3,120,166	7,050
20210	Total			3,444,665	3,113,116	(331,549)	3,120,166	7,050
24765	Clean Pw Annual Authority Ctrl	19460	UW 525 Golden Gate - O & M	486,303	486,303		486,303	
		19461	UW 525 Golden Gate - Lease Pay	757,977	751,432	(6,545)	751,432	
		20993	CPSF Neighborhood Steward Prog	165,500	260,500	95,000		(260,500)

Department: PUC Public Utilities Commission

Fund Code	Fund Title	Code	Title	2024-25 Original Budget	2025-26 Proposed Budget	2025-26 Change From 2024-25	2026-27 Proposed Budget	2026-27 Change From 2025-26
Annual Projects - Authority Control								
80233	CleanPowerSF Capital			6,398,147	7,518,147	1,120,000	7,398,147	(120,000)
80547	PUC BUREAUS Programmatic Proj			30,643	25,057	(5,586)	25,057	
24765 Total				7,838,570	9,041,439	1,202,869	8,660,939	(380,500)
24980	HHWP Annual Authority Ctrl							
15812	Hetchy Water - Facilities Main			3,500,000	3,849,650	349,650	3,849,650	
17661	Wecc-Nerc Compliance			5,500,000	5,670,349	170,349	5,670,349	
17662	Wecc-Nerc Transmission Line Cl			215,000	223,000	8,000	223,000	
17726	GE Youth Employment & Environm			150,000	150,000		150,000	
19459	UW Treasure Island - Maintena			5,200,000	5,400,000	200,000	5,400,000	
19460	UW 525 Golden Gate - O & M			2,098,749	2,098,749		2,098,749	
19461	UW 525 Golden Gate - Lease Pay			2,513,552	2,491,854	(21,698)	2,480,913	(10,941)
80066	HHW Neighborhood Steward Progs			228,000	349,000	121,000		(349,000)
80067	HHP Neighborhood Steward Progs			68,000	108,000	40,000		(108,000)
80427	Distribution Services Retail			3,565,000	3,573,000	8,000	3,573,000	
80547	PUC BUREAUS Programmatic Proj			234,089	191,412	(42,677)	191,412	
24980 Total				23,272,390	24,105,014	832,624	23,637,073	(467,941)
25030	HHWP Work Order Fund			515,807	609,118	93,311	613,294	4,176
25030 Total				515,807	609,118	93,311	613,294	4,176
25950	WTR Annual Authority Ctrl							
17726	GE Youth Employment & Environm			1,290,000	1,290,000		1,290,000	
19158	UW Awsss Maintenance - Cdd			2,500,000	2,500,000		2,500,000	
19159	UW Water Enterprise-watershed			7,000,000	7,000,000		7,000,000	
19458	UW Water Resources Planning An			500,000	500,000		500,000	
19459	UW Treasure Island - Maintena			500,000	500,000		500,000	
19460	UW 525 Golden Gate - O & M			3,405,370	3,405,370		3,405,370	
19461	UW 525 Golden Gate - Lease Pay			9,060,928	8,982,736	(78,192)	8,902,373	(80,363)
80065	WTR Neighborhood Steward Progr			1,739,000	665,000	(1,074,000)		(665,000)
80547	PUC BUREAUS Programmatic Proj			495,007	404,763	(90,244)	404,763	
25950 Total				26,490,305	25,247,869	(1,242,436)	24,502,506	(745,363)
26000	WTR Work Order			4,056,125	4,178,976	122,851	4,138,976	(40,000)
26000 Total				4,056,125	4,178,976	122,851	4,138,976	(40,000)
Annual Projects - Authority Control Total				78,090,030	79,573,758	1,483,728	75,611,431	(3,962,327)

Department: PUC Public Utilities Commission

Fund Code	Fund Title	Code	Title	2024-25 Original Budget	2025-26 Proposed Budget	2025-26 Change From 2024-25	2026-27 Proposed Budget	2026-27 Change From 2025-26
Continuing Projects - Authority Control								
20550	WWE CPF Repair & Replace	19135	WW Cwp_revenue Transfer-sub Fu	112,415,407	134,055,297	21,639,890	62,935,896	(71,119,401)
20550 Total				112,415,407	134,055,297	21,639,890	62,935,896	(71,119,401)
24761	CleanPowerSF Cap Revenue Fund	80233	CleanPowerSF Capital	582,260	516,430	(65,830)	516,430	
24761 Total				582,260	516,430	(65,830)	516,430	0
24870	HH CleanPowerSF Cust Trust Fd	20543	CleanPowerSF Customer Trst Fnd	425,362,517	402,265,304	(23,097,213)	399,462,281	(2,803,023)
24870 Total				425,362,517	402,265,304	(23,097,213)	399,462,281	(2,803,023)
24990	HHWP ContinuingAuthorityCtrl	15365	UH Hetchy Water - Joint Projec	3,451,858	7,338,910	3,887,052	4,311,208	(3,027,702)
		15405	UH Hhp_revenue Transfer-sub Fu	16,770,624	28,753,235	11,982,611	46,584,680	17,831,445
24990 Total				20,222,482	36,092,145	15,869,663	50,895,888	14,803,743
25960	WTR ContinuingAuthorityCtrl	19047	UW Watershed Protection	1,500,000	1,500,000		1,500,000	
		19055	UW Long Term Monitoring & Perm	5,500,000	5,500,000		5,500,000	
		19133	UW Wtr_revenue Transfer-sub Fu	83,547,880	35,865,961	(47,681,919)	7,796,384	(28,069,577)
25960 Total				90,547,880	42,865,961	(47,681,919)	14,796,384	(28,069,577)
26603	Water Regional Revenue Fund	19133	UW Wtr_revenue Transfer-sub Fu	20,012,904	59,521,609	39,508,705	78,261,631	18,740,022
26603 Total				20,012,904	59,521,609	39,508,705	78,261,631	18,740,022
Continuing Projects - Authority Control Total				669,143,450	675,316,746	6,173,296	606,868,510	(68,448,236)
Work Orders/Overhead								
20205	WWE Paid Time Off	229309	WWE Wastewater Enterprise	500,000	500,000		500,000	
			Transfer Adjustment - Uses	(500,000)	(500,000)		(500,000)	
20205 Total				0	0	0	0	0
25025	HHWP HetchyPower Paid Time Off	231637	HHP Hetch Hetchy Water & Power	1,300,000	1,300,000		1,300,000	
			Transfer Adjustment - Uses	(1,300,000)	(1,300,000)		(1,300,000)	
25025 Total				0	0	0	0	0
25026	HHWP HetchyWater Paid Time Off	231637	HHP Hetch Hetchy Water & Power	1,100,000	1,100,000		1,100,000	
			Transfer Adjustment - Uses	(1,100,000)	(1,100,000)		(1,100,000)	
25026 Total				0	0	0	0	0
25985	WTR Paid Time Off	232429	WTR Water Enterprise	3,700,000	3,700,000		3,700,000	
			Transfer Adjustment - Uses	(3,700,000)	(3,700,000)		(3,700,000)	
25985 Total				0	0	0	0	0
27190	PUC Personnel Fund	232176	PUB Public Utilities Bureaus	89,466,665	92,453,180	2,986,515	96,117,155	3,663,975

Department: PUC Public Utilities Commission

Fund Code	Fund Title	Code	Title	2024-25 Original Budget	2025-26 Proposed Budget	2025-26 Change From 2024-25	2026-27 Proposed Budget	2026-27 Change From 2025-26
Work Orders/Overhead								
Transfer Adjustment - Uses				(89,466,665)	(92,453,180)	(2,986,515)	(96,117,155)	(3,663,975)
27190	Total			0	0	0	0	0
Work Orders/Overhead Total				0	0	0	0	0
Continuing Projects - Project Control								
25160	HH CPSF Public Purpose Prog	10038863	DAC Solar Program	802,956	827,045	24,089	827,045	
		10038941	DAC Community Solar Program	245,656	260,413	14,757	260,413	
25160	Total			1,048,612	1,087,458	38,846	1,087,458	0
Continuing Projects - Project Control Total				1,048,612	1,087,458	38,846	1,087,458	0
Total Uses of Funds				2,024,002,957	2,130,411,833	106,408,876	2,193,782,318	63,370,485

\* The table above reflects preliminary Fiscal Year 2026-27 appropriations for the Public Utilities Commission

Department: DPW Public Works

	2024-25 Original Budget	2025-26 Proposed Budget	2025-26 Change From 2024-25	2026-27 Proposed Budget	2026-27 Change From 2025-26
<u>Uses Summary</u>					
Salaries	157,549,350	156,457,006	(1,092,344)	161,305,196	4,848,190
Mandatory Fringe Benefits	65,092,742	66,202,421	1,109,679	69,664,598	3,462,177
Non-Personnel Services	26,183,312	15,241,447	(10,941,865)	14,919,469	(321,978)
Capital Outlay	103,491,781	87,344,988	(16,146,793)	87,132,309	(212,679)
City Grant Program	7,617,105	6,249,528	(1,367,577)	5,723,084	(526,444)
Debt Service	8,650,000	16,703,857	8,053,857	20,974,957	4,271,100
Materials & Supplies	4,757,789	4,489,216	(268,573)	5,429,385	940,169
Programmatic Projects	25,669,032	19,843,083	(5,825,949)	19,318,974	(524,109)
Services Of Other Depts	47,324,756	47,795,642	470,886	50,382,660	2,587,018
Overhead and Allocations	1,427,128	(177)	(1,427,305)	(917)	(740)
Transfers Out	5,484,232	5,513,644	29,412	5,553,323	39,679
Intrafund Transfers Out	1,075,900	1,800,588	724,688	2,300,588	500,000
Unappropriated Rev-Designated	2,160,483	3,482,261	1,321,778	1,163,476	(2,318,785)
Transfer Adjustment - Uses	(3,530,698)	(4,345,386)	(814,688)	(4,755,386)	(410,000)
Total Uses by Chart of Accounts	452,952,912	426,778,118	(26,174,794)	439,111,716	12,333,598

Sources Summary

Intergovernmental: State	64,685,524	66,285,376	1,599,852	66,211,375	(74,001)
Charges for Services	34,496,036	35,468,207	972,171	35,477,252	9,045
Licenses, Permits, & Franchises	516,277	326,004	(190,273)	326,004	
Interest & Investment Income	14,069,552	151,433	(13,918,119)	45,943	(105,490)
Expenditure Recovery	156,334,151	160,987,405	4,653,254	178,737,989	17,750,584
IntraFund Transfers In	1,075,900	1,800,588	724,688	2,300,588	500,000
Transfers In	2,454,798	2,544,798	90,000	2,454,798	(90,000)
Other Financing Sources	37,962,947	32,500,000	(5,462,947)	32,500,000	
Beg Fund Balance - Budget Only	22,307,630	21,355,388	(952,242)	9,497,270	(11,858,118)
Transfer Adjustment-Source	(3,530,698)	(4,345,386)	(814,688)	(4,755,386)	(410,000)
General Fund Support	122,580,795	109,704,305	(12,876,490)	116,315,883	6,611,578
Total Sources by Chart of Accounts	452,952,912	426,778,118	(26,174,794)	439,111,716	12,333,598

Department: DPW Public Works

		2024-25 Original Budget	2025-26 Proposed Budget	2025-26 Change From 2024-25	2026-27 Proposed Budget	2026-27 Change From 2025-26
Fund Summary						
City Facilities Improvement Fd		19,440,440		(19,440,440)		
Gasoline Tax Fund		67,822,612	70,049,628	2,227,016	73,533,184	3,483,556
General Fund		274,902,968	266,912,177	(7,990,791)	289,650,899	22,738,722
Public Wks Trans and Commerce		57,823,945	56,803,564	(1,020,381)	43,427,633	(13,375,931)
Street Improvement Fund		32,962,947	33,012,749	49,802	32,500,000	(512,749)
Total Uses by Funds		452,952,912	426,778,118	(26,174,794)	439,111,716	12,333,598
Division Summary						
DPW Infrastructure		172,102,502	168,721,659	(3,380,843)	177,139,804	8,418,145
DPW Buildings		48,393,725	34,062,349	(14,331,376)	36,752,144	2,689,795
DPW Operations		236,978,546	227,760,139	(9,218,407)	232,541,571	4,781,432
DPW Public Works Oversight		416,258	430,982	14,724	447,956	16,974
DPW Administration		(4,938,119)	(4,197,011)	741,108	(7,769,759)	(3,572,748)
Total Uses by Division		452,952,912	426,778,118	(26,174,794)	439,111,716	12,333,598
Reserved Appropriations						
Controller Reserves						
10034763 PW Curb Ramps Budget			2,600,000		2,600,000	
10034764 PW Street Resurfacing Budget			29,900,000		29,900,000	
Controller Reserves: Total			32,500,000		32,500,000	

Uses of Funds Detail Appropriation

Fund Code	Fund Title	Code	Title	2024-25 Original Budget	2025-26 Proposed Budget	2025-26 Change From 2024-25	2026-27 Proposed Budget	2026-27 Change From 2025-26
Operating								
10000	GF Annual Account Ctrl		Salaries	31,818,177	29,690,365	(2,127,812)	29,249,665	(440,700)
			Mandatory Fringe Benefits	12,010,439	11,394,124	(616,315)	11,752,624	358,500
			Non-Personnel Services	1,919,031	855,206	(1,063,825)	775,206	(80,000)
			Capital Outlay		1,271,000	1,271,000		(1,271,000)
			City Grant Program	5,197,577	3,830,000	(1,367,577)	3,348,756	(481,244)



Department: DPW Public Works

Fund Code	Fund Title	Code	Title	2024-25 Original Budget	2025-26 Proposed Budget	2025-26 Change From 2024-25	2026-27 Proposed Budget	2026-27 Change From 2025-26
Operating								
10000	Total		Materials & Supplies	1,283,676	1,223,268	(60,408)	1,163,436	(59,832)
			Services Of Other Depts	5,633,552	3,522,258	(2,111,294)	3,610,345	88,087
			Overhead and Allocations	38,974,302	34,958,470	(4,015,832)	37,366,347	2,407,877
10000 Total				96,836,754	86,744,691	(10,092,063)	87,266,379	521,688
Operating Total				96,836,754	86,744,691	(10,092,063)	87,266,379	521,688
Annual Projects - Authority Control								
10010	GF Annual Authority Ctrl	19329	WI Infrastructure Debt Service		9,253,857	9,253,857	13,524,957	4,271,100
10010 Total				0	9,253,857	9,253,857	13,524,957	4,271,100
12769	SR Gas Tax Annual Authority	20680	PW SES - Street Env Services	8,949,970	9,207,892	257,922	9,715,827	507,935
		20681	PW BUF - Urban Forestry	9,090,626	9,642,803	552,177	10,563,436	920,633
		21412	IT Systems and Equipment	5,500	5,500		5,500	
12769 Total				18,046,096	18,856,195	810,099	20,284,763	1,428,568
12789	SR Road Annual Authority	20676	PW BBR - Building Repair	7,481,516	7,542,433	60,917	9,348,421	1,805,988
12789 Total				7,481,516	7,542,433	60,917	9,348,421	1,805,988
Annual Projects - Authority Control Total				25,527,612	35,652,485	10,124,873	43,158,141	7,505,656
Continuing Projects - Authority Control								
10020	GF Continuing Authority Ctrl	18883	PW Complete Streets	476,000		(476,000)		
		19038	PW Sidewalks (Public Property)		1,000,000	1,000,000	1,500,000	500,000
		19145	PW Facilities Maintenance	567,775	2,396,164	1,828,389	625,972	(1,770,192)
		19329	WI Infrastructure Debt Service	6,806,507	35,570	(6,770,937)	40,155	4,585
		19441	PW Potholes	2,000,000	2,000,000		1,500,000	(500,000)
		19454	PW Landscape-Median Maint	150,000	150,000		150,000	
		20680	PW SES - Street Env Services		170,000	170,000	270,000	100,000
		20683	PW Citywide Projects	12,130,600	8,447,111	(3,683,489)	8,492,568	45,457
		20685	PW District 2 Projects	230,000		(230,000)		
		20687	PW District 4 Projects		905	905	968	63
		20688	PW District 5 Projects	30,000	30,000		30,000	
		20689	PW District 6 Projects	12,000	12,000		12,000	
		20694	PW District 11 Projects	38,000		(38,000)		

Department: DPW Public Works

Fund Code	Fund Title	Code	Title	2024-25 Original Budget	2025-26 Proposed Budget	2025-26 Change From 2024-25	2026-27 Proposed Budget	2026-27 Change From 2025-26
Continuing Projects - Authority Control								
		22287	PW Great Highway Sand Removal	200,000		(200,000)		
		22812	PW Hallidie Plaza - Dsn Chare	200,000		(200,000)		
		22853	PW Community Beautification	200,000		(200,000)		
		23063	PW SOMA Under Freeway Park		50,000	50,000		(50,000)
		80142	PW City Facility Projects		(1,800,000)	(1,800,000)		1,800,000
		80143	PW Curb Ramp Program	4,000,000	2,000,000	(2,000,000)	2,000,000	
		80145	PW Plaza Improvements	250,000		(250,000)		
		80146	PW Plaza Inspect & Repair Pgm	551,022	250,000	(301,022)	250,000	
		80149	PW Street Tree Establishment	1,300,000	1,645,732	345,732	1,553,330	(92,402)
		80150	PW Struct Inspect & Rpr Pgm	1,081,913	1,693,618	611,705	650,559	(1,043,059)
		80151	PW Urgent Repairs	603,924	799,729	195,805	775,144	(24,585)
		80500	PW Roof and Elevator Program	1,950,000	2,100,000	150,000	3,500,000	1,400,000
10020	Total			32,777,741	20,980,829	(11,796,912)	21,350,696	369,867
12760	SR Special Gas Tax St Impvt	80148	PW Street Resurfacing Program	6,965,000	6,930,000	(35,000)	6,950,000	20,000
12760	Total			6,965,000	6,930,000	(35,000)	6,950,000	20,000
12775	SR RMRA City Capital Funding	80148	PW Street Resurfacing Program	20,900,000	21,841,000	941,000	22,000,000	159,000
12775	Total			20,900,000	21,841,000	941,000	22,000,000	159,000
12780	SR Road	80148	PW Street Resurfacing Program	3,980,000	3,960,000	(20,000)	3,950,000	(10,000)
12780	Total			3,980,000	3,960,000	(20,000)	3,950,000	(10,000)
12785	SR RMRA County Capital Funding	80148	PW Street Resurfacing Program	10,450,000	10,920,000	470,000	11,000,000	80,000
12785	Total			10,450,000	10,920,000	470,000	11,000,000	80,000
13970	SR Services to Outside Agency	21656	SoMa 5th&Brannan St Develop	200,000	200,000		200,000	
		22622	OCII Investment and Infrastruc	83,125		(83,125)		
13970	Total			283,125	200,000	(83,125)	200,000	0
13980	SR Other Special Revenue	19404	PW Sidewalks (Priv Property)	2,556,709	2,684,545	127,836	2,684,545	
		20680	PW SES - Street Env Services	300,000	300,000		250,000	(50,000)
13980	Total			2,856,709	2,984,545	127,836	2,934,545	(50,000)
13985	SR 2016 Prop E StreetTreeMaint	20681	PW BUF - Urban Forestry	22,757,451	22,758,272	821	24,119,282	1,361,010
		21412	IT Systems and Equipment	230,000	230,000		230,000	
13985	Total			22,987,451	22,988,272	821	24,349,282	1,361,010

Department: DPW Public Works

Fund Code	Fund Title	Code	Title	2024-25 Original Budget	2025-26 Proposed Budget	2025-26 Change From 2024-25	2026-27 Proposed Budget	2026-27 Change From 2025-26
Continuing Projects - Authority Control								
14000	SR Solid Waste Projects	20680	PW SES - Street Env Services	14,471,317	12,509,982	(1,961,335)	12,840,416	330,434
14000 Total				14,471,317	12,509,982	(1,961,335)	12,840,416	330,434
15384	CPXCF COP Crit Reprs/Rcv Stmls	22218	PW Snst Blvd Roycl Wtr Irrgtn	2,900,000		(2,900,000)		
		80150	PW Struct Inspect & Rpr Pgm	2,500,000		(2,500,000)		
15384 Total				5,400,000	0	(5,400,000)	0	0
15515	CPXCF 16 PH & SFTY 1St S17A	19565	HB 2016 Public Health And Safe	8,944,251		(8,944,251)		
15515 Total				8,944,251	0	(8,944,251)	0	0
15516	CPXCF 16 PH & SFTY 2nd S18E	19565	HB 2016 Public Health And Safe	2,218,024		(2,218,024)		
15516 Total				2,218,024	0	(2,218,024)	0	0
15517	CPXCF 16 PH & SFTY 3rd S20D	19565	HB 2016 Public Health And Safe	2,878,165		(2,878,165)		
15517 Total				2,878,165	0	(2,878,165)	0	0
17106	CPSIF COP Street Resurfacing	80148	PW Street Resurfacing Program	32,562,947		(32,562,947)		
17106 Total				32,562,947	0	(32,562,947)	0	0
17107	CPSIF COP Streets & Curbramps	80143	PW Curb Ramp Program		2,600,000	2,600,000	2,600,000	
		80148	PW Street Resurfacing Program		29,900,000	29,900,000	29,900,000	
17107 Total				0	32,500,000	32,500,000	32,500,000	0
Continuing Projects - Authority Control Total				167,674,730	135,814,628	(31,860,102)	138,074,939	2,260,311
Grants Projects								
17210	CPSIF Street Impvt-Fed	10034075	PW Harvey Milk Plaza		500,000	500,000		(500,000)
17210 Total				0	500,000	500,000	0	(500,000)
Grants Projects Total				0	500,000	500,000	0	(500,000)
Work Orders/Overhead								
10040	GF PW Work Order	207988	DPW Infrastructure	60,579,574	59,094,742	(1,484,832)	67,456,877	8,362,135
		207989	DPW Buildings	30,124,556	29,168,116	(956,440)	32,580,105	3,411,989
		207990	DPW Operations	53,991,919	61,305,673	7,313,754	67,078,558	5,772,885
		229889	DPW Administration	592,424	364,269	(228,155)	393,327	29,058
10040 Total				145,288,473	149,932,800	4,644,327	167,508,867	17,576,067
13920	SR PW-Overhead	207988	DPW Infrastructure	22,099,739	22,058,703	(41,036)	22,981,271	922,568
		207989	DPW Buildings	12,153,211	11,993,470	(159,741)	12,723,354	729,884

Department: DPW Public Works

Fund Code	Fund Title	Code	Title	2024-25 Original Budget	2025-26 Proposed Budget	2025-26 Change From 2024-25	2026-27 Proposed Budget	2026-27 Change From 2025-26
Work Orders/Overhead								
		207990	DPW Operations	24,756,124	30,130,899	5,374,775	28,466,493	(1,664,406)
		229889	DPW Administration	56,444,765	56,841,223	396,458	59,475,562	2,634,339
			Transfer Adjustment - Uses	(103,549,468)	(111,653,425)	(8,103,957)	(120,558,290)	(8,904,865)
13920	Total			11,904,371	9,370,870	(2,533,501)	3,088,390	(6,282,480)
13940	SR PW Paid Time Off	207988	DPW Infrastructure	14,253,724	13,918,688	(335,036)	14,377,660	458,972
		207989	DPW Buildings	8,500,116	7,825,623	(674,493)	8,112,581	286,958
		207990	DPW Operations	18,052,434	18,020,313	(32,121)	18,830,454	810,141
		229889	DPW Administration	6,788,605	6,704,322	(84,283)	6,989,943	285,621
			Transfer Adjustment - Uses	(42,273,907)	(37,840,551)	4,433,356	(48,310,638)	(10,470,087)
13940	Total			5,320,972	8,628,395	3,307,423	0	(8,628,395)
Work Orders/Overhead Total								
Continuing Projects - Project Control								
13870	Grants; NonProject; Cont Sta	10034075	PW Harvey Milk Plaza		121,500	121,500	15,000	(106,500)
13870	Total			0	121,500	121,500	15,000	(106,500)
17220	CPSIF Street Impvt-Sta	10037693	PW SOMA Tree Nursery	400,000	12,749	(387,251)		(12,749)
17220	Total			400,000	12,749	(387,251)	0	(12,749)
Continuing Projects - Project Control Total								
				400,000	134,249	(265,751)	15,000	(119,249)
Total Uses of Funds								
				452,952,912	426,778,118	(26,174,794)	439,111,716	12,333,598

Department: REC Recreation And Park Commission

	2024-25 Original Budget	2025-26 Proposed Budget	2025-26 Change From 2024-25	2026-27 Proposed Budget	2026-27 Change From 2025-26
<u>Uses Summary</u>					
Salaries	103,885,749	105,637,124	1,751,375	112,563,335	6,926,211
Mandatory Fringe Benefits	42,912,868	44,348,615	1,435,747	47,802,413	3,453,798
Non-Personnel Services	27,304,845	21,051,127	(6,253,718)	17,736,044	(3,315,083)
Capital Outlay	24,110,059	23,018,269	(1,091,790)	91,691,185	68,672,916
City Grant Program	2,377,319	2,584,356	207,037	2,619,369	35,013
Debt Service	1,458,020	7,325,731	5,867,711	7,326,654	923
Facilities Maintenance	2,526,087	6,389,801	3,863,714	4,186,744	(2,203,057)
Materials & Supplies	5,968,946	6,352,883	383,937	6,952,084	599,201
Programmatic Projects	11,323,763	9,043,068	(2,280,695)	9,948,077	905,009
Services Of Other Depts	34,609,770	38,814,841	4,205,071	42,240,304	3,425,463
Overhead and Allocations	(1,604,315)	(703,684)	900,631	(1,167,953)	(464,269)
Transfers Out	15,078,774	13,124,519	(1,954,255)	7,005,435	(6,119,084)
Intrafund Transfers Out	10,522,058	13,214,051	2,691,993	11,886,759	(1,327,292)
Transfer Adjustment - Uses	(25,600,832)	(26,338,570)	(737,738)	(18,892,194)	7,446,376
Total Uses by Chart of Accounts	254,873,111	263,862,131	8,989,020	341,898,256	78,036,125

Sources Summary

Property Taxes	79,330,000	79,330,000		78,370,000	(960,000)
Intergovernmental: Federal	2,000,000		(2,000,000)		
Intergovernmental: Other	3,584,059	3,765,819	181,760	3,913,486	147,647
Intergovernmental: State	1,164,085	145,000	(1,019,085)	145,000	
Charges for Services	45,377,579	50,283,427	4,905,848	51,204,603	921,176
Rents & Concessions	18,978,238	22,776,017	3,797,779	29,712,017	6,936,000
Other Revenues	1,593,489	1,485,170	(108,319)	71,134,273	69,649,103
Interest & Investment Income	630,498	(57,212)	(687,710)	(52,285)	4,927
Expenditure Recovery	4,499,262	5,920,395	1,421,133	8,827,400	2,907,005
IntraFund Transfers In	10,522,058	13,214,051	2,691,993	11,886,759	(1,327,292)
Transfers In	15,619,661	13,124,519	(2,495,142)	7,005,435	(6,119,084)
Beg Fund Balance - Budget Only	9,939,405	9,163,771	(775,634)	2,517,078	(6,646,693)
Transfer Adjustment-Source	(25,600,832)	(26,338,570)	(737,738)	(18,892,194)	7,446,376

Department: REC Recreation And Park Commission

		2024-25 Original Budget	2025-26 Proposed Budget	2025-26 Change From 2024-25	2026-27 Proposed Budget	2026-27 Change From 2025-26
General Fund Support		87,235,609	91,049,744	3,814,135	96,126,704	5,076,960
Total Sources by Chart of Accounts		254,873,111	263,862,131	8,989,020	341,898,256	78,036,125
Fund Summary						
City Facilities Improvement Fd			375,000	375,000		(375,000)
Culture and Recreation Fund		15,921,185	14,329,278	(1,591,907)	82,276,585	67,947,307
Community / Neighborhood Dev		1,005,250		(1,005,250)		
General Fund		132,297,518	148,220,069	15,922,551	165,579,965	17,359,896
Gift and Other Exp Trust Fund		781,310	794,033	12,723	808,652	14,619
Golf Fund		21,748,542	22,094,371	345,829	14,971,114	(7,123,257)
Open Space and Park Fund		82,422,256	78,049,380	(4,372,876)	78,261,940	212,560
Recreation and Park Projects		697,050		(697,050)		
Total Uses by Funds		254,873,111	263,862,131	8,989,020	341,898,256	78,036,125

Division Summary

REC Operations		231,727,882	221,882,561	(9,845,321)	227,764,769	5,882,208
REC Admin Services		2,826,909	21,044,700	18,217,791	23,253,686	2,208,986
REC Zoo		4,000,000	4,000,000		4,000,000	
REC Capital Division		16,318,320	16,934,870	616,550	86,879,801	69,944,931
Total Uses by Division		254,873,111	263,862,131	8,989,020	341,898,256	78,036,125

Reserved Appropriations

Controller Reserves						
10042262	RP Embarcadero Plaza Project		375,000			
Controller Reserves: Total			375,000		0	

Uses of Funds Detail Appropriation

Fund Code	Fund Title	Code	Title	2024-25 Original Budget	2025-26 Proposed Budget	2025-26 Change From 2024-25	2026-27 Proposed Budget	2026-27 Change From 2025-26
Operating								
10000	GF Annual Account Ctrl		Salaries	46,237,702	45,117,276	(1,120,426)	52,415,569	7,298,293
			Mandatory Fringe Benefits	19,066,064	18,889,883	(176,181)	22,056,077	3,166,194

Department: REC Recreation And Park Commission

Fund Code	Fund Title	Code	Title	2024-25 Original Budget	2025-26 Proposed Budget	2025-26 Change From 2024-25	2026-27 Proposed Budget	2026-27 Change From 2025-26
Operating								
			Non-Personnel Services		3,327,041	3,327,041	3,208,297	(118,744)
			City Grant Program	2,293,884	2,500,921	207,037	2,535,934	35,013
			Materials & Supplies	17,500	17,500		17,500	
			Services Of Other Depts	382,178	19,701,216	19,319,038	22,177,623	2,476,407
			Overhead and Allocations	30,248,304	21,366,742	(8,881,562)	23,288,555	1,921,813
			Transfers Out	6,790,704	4,696,591	(2,094,113)		(4,696,591)
			Transfer Adjustment - Uses	(6,790,704)	(4,696,591)	2,094,113		4,696,591
10000	Total			98,245,632	110,920,579	12,674,947	125,699,555	14,778,976
11902	SR R&P-Marina -Annual		Salaries	1,220,914	1,258,968	38,054	1,309,384	50,416
			Mandatory Fringe Benefits	627,217	664,101	36,884	703,149	39,048
			Non-Personnel Services	224,097	410,433	186,336	385,743	(24,690)
			Debt Service	1,458,020	1,458,020		1,458,020	
			Materials & Supplies	112,000	112,000		112,000	
			Services Of Other Depts	303,685	155,669	(148,016)	175,781	20,112
			Overhead and Allocations	654,599	648,330	(6,269)	656,677	8,347
			Intrafund Transfers Out	174,868	2,640,597	2,465,729	322,328	(2,318,269)
			Transfer Adjustment - Uses	(174,868)	(2,640,597)	(2,465,729)	(322,328)	2,318,269
11902	Total			4,600,532	4,707,521	106,989	4,800,754	93,233
12360	SR Golf Fund Annual		Salaries	4,882,734	4,708,098	(174,636)	2,781,849	(1,926,249)
			Mandatory Fringe Benefits	1,976,738	1,933,499	(43,239)	1,167,041	(766,458)
			Non-Personnel Services	6,934,955	6,938,804	3,849	2,767,156	(4,171,648)
			Materials & Supplies	656,101	656,101		656,101	
			Services Of Other Depts	3,334,904	3,918,466	583,562	4,310,643	392,177
			Overhead and Allocations	2,654,118	2,591,141	(62,977)	1,899,615	(691,526)
			Transfers Out	1,180,000	1,180,000		2,380,000	1,200,000
			Intrafund Transfers Out	536,492	552,587	16,095	569,164	16,577
			Transfer Adjustment - Uses	(1,716,492)	(1,732,587)	(16,095)	(2,949,164)	(1,216,577)
12360	Total			20,439,550	20,746,109	306,559	13,582,405	(7,163,704)
13370	SR Open Space&Park-Annual		Salaries	31,116,175	31,294,591	178,416	30,625,505	(669,086)
			Mandatory Fringe Benefits	13,736,155	14,165,690	429,535	14,235,576	69,886

Department: REC Recreation And Park Commission

Fund Code	Fund Title	Code	Title	2024-25 Original Budget	2025-26 Proposed Budget	2025-26 Change From 2024-25	2026-27 Proposed Budget	2026-27 Change From 2025-26
Operating								
			Non-Personnel Services	4,528,853		(4,528,853)		
			Debt Service		4,539,520	4,539,520	4,542,434	2,914
			Services Of Other Depts	255,144	297,753	42,609	433,076	135,323
			Overhead and Allocations	23,046,672	17,802,400	(5,244,272)	17,501,523	(300,877)
			Transfers Out	7,108,070	7,247,928	139,858	4,625,435	(2,622,493)
			Intrafund Transfers Out	9,739,257	9,949,426	210,169	10,923,826	974,400
			Transfer Adjustment - Uses	(16,847,327)	(17,197,354)	(350,027)	(15,549,261)	1,648,093
13370	Total			72,682,999	68,099,954	(4,583,045)	67,338,114	(761,840)
Operating Total				195,968,713	204,474,163	8,505,450	211,420,828	6,946,665

Annual Projects - Authority Control

10010	GF Annual Authority Ctrl	17856	Zoo Operations Project	4,000,000	4,000,000		4,000,000	
		20134	Community Services Operating	222,439	222,439		222,439	
		20135	Mather Operating	540,113	540,113		540,113	
		20136	Cultural Arts Drama Operating	40,000	40,000		40,000	
		20137	Cultural Arts Gen Operating	92,195	91,195	(1,000)	91,195	
		20138	Cultural Arts Randall Operatin	36,141	36,141		36,141	
		20139	Cultural Arts Sharon Operating	42,000	42,000		42,000	
		20140	Botanical Operating	58,593	58,593		58,593	
		20141	Golden Gate Park Operating	1,474,481	1,424,481	(50,000)	1,424,481	
		20142	Nursery Operating	63,400	63,400		63,400	
		20143	Int Pest Management Operating	78,387	78,387		78,387	
		20144	Leisure Services Operating	232,194	232,194		232,194	
		20146	Park Patrol Operating	172,988	172,988		172,988	
		20147	Park Service Area 1 Operating	222,157	262,157	40,000	342,157	80,000
		20148	Park Service Area 2 Operating	233,934	263,934	30,000	343,934	80,000
		20149	Park Service Area 3 Operating	143,428	183,428	40,000	263,428	80,000
		20150	Park Service Area 4 Operating	134,158	174,158	40,000	254,158	80,000
		20151	Park Service Area 5 Operating	133,212	173,212	40,000	253,212	80,000
		20152	Park Service Area 6 Operating	135,463	175,463	40,000	255,463	80,000
		20154	Permit & Reservation Operating	67,050		(67,050)		



Department: REC Recreation And Park Commission

Fund Code	Fund Title	Code	Title	2024-25 Original Budget	2025-26 Proposed Budget	2025-26 Change From 2024-25	2026-27 Proposed Budget	2026-27 Change From 2025-26
Annual Projects - Authority Control								
		20156	Structural Maint Operating	1,129,600	1,189,600	60,000	1,157,739	(31,861)
		20158	Support Services Operating	482,013	482,013		482,013	
		20159	Turf Operating	111,464	111,464		111,464	
		20192	RP SM Operating Work Orders	482,710	482,710		499,605	16,895
		20193	RP Capital Budget Baseline	900,000	850,000	(50,000)	850,000	
		22486	Park Service Area 7 Operating		10,000	10,000	10,000	
		22862	RP Music Concourse Acquisition		1,328,191	1,328,191	1,326,200	(1,991)
		22974	Outdoor Rec		1,000	1,000	1,000	
10010	Total			11,228,120	12,689,261	1,461,141	13,152,304	463,043
13350	Open Space & Park-Annual Proj	20133	Apprentice Operating	61,500	111,500	50,000	111,500	
		20141	Golden Gate Park Operating				1,000,000	1,000,000
		20145	Natural Areas Operating	165,400	265,400	100,000	265,400	
		20155	Planning Operating	40,000	40,000		40,000	
		20157	Sports & Athletics Operating	480,768	450,768	(30,000)	450,768	
		20160	Urban Forestry Operating	101,475	151,475	50,000	151,475	
		20161	Volunteer Operating	530,902	530,902		530,902	
		22430	Asset Management	30,000	30,000		30,000	
		22974	Outdoor Rec		30,000	30,000	30,000	
13350	Total			1,410,045	1,610,045	200,000	2,610,045	1,000,000
Annual Projects - Authority Control Total				12,638,165	14,299,306	1,661,141	15,762,349	1,463,043
Continuing Projects - Authority Control								
10020	GF Continuing Authority Ctrl	10000	Operating	2,581,876	2,636,711	54,835	2,700,128	63,417
		20191	RP PUC Garage CO Repayment	104,781	104,781		104,781	
		20193	RP Capital Budget Baseline	13,402,950	14,150,000	747,050	14,650,000	500,000
		20324	Sugar-Sweetened Beverages Tax	772	773	1	773	
		20361	RP Equipment	1,539,101	1,352,545	(186,556)		(1,352,545)
		21673	Park Health and Safety	682,024	432,024	(250,000)	432,024	
		80337	Park Support	13,000	13,000		13,000	
10020	Total			18,324,504	18,689,834	365,330	17,900,706	(789,128)
10660	SR Downtown Park	18934	RP Downtown Park Fund	500,000		(500,000)		

Department: REC Recreation And Park Commission

Fund Code	Fund Title	Code	Title	2024-25 Original Budget	2025-26 Proposed Budget	2025-26 Change From 2024-25	2026-27 Proposed Budget	2026-27 Change From 2025-26
Continuing Projects - Authority Control								
10660 Total				500,000	0	(500,000)	0	0
10820	SR Market & Octavia Ci	18975	RP Market Octavia Community Im	505,250		(505,250)		
10820 Total				505,250	0	(505,250)	0	0
11895	SR R&P Maintenance Fund	17379	Yerba Buena Gardens Project	747,816	316,137	(431,679)	325,621	9,484
		19385	RP 11th Street And Natoma Park	200,000	200,000		200,000	
		19387	RP Botanical Garden Improvemen	2,478,048	1,351,671	(1,126,377)	1,351,671	
		22063	GGP - Tennis Center	250,000	350,000	100,000	350,000	
		22486	Park Service Area 7 Operating	2,473,589	2,627,313	153,724	2,743,499	116,186
		22496	RP Shipyard	1,110,470	1,138,506	28,036	1,169,967	31,461
		22497	RP GGP Pagoda	300,000	300,000		300,000	
		22945	RP 240 6th St Rent		115,000	115,000	115,000	
11895 Total				7,559,923	6,398,627	(1,161,296)	6,555,758	157,131
11900	SR R&P-Marina Yacht Harbor	18931	RP Marina Dbw Loan Reserve	91,508	93,628	2,120	88,968	(4,660)
		18936	RP East Harbor Sediment Remedi				70,000,000	70,000,000
		19034	RP Yacht Harbor-dredging	569,250	585,000	15,750	600,000	15,000
		19035	RP Marina Yacht Renovation Pro	5,558		(5,558)		
		19156	RP Yacht Harbor Facilities Mai	75,329	2,544,502	2,469,173	231,105	(2,313,397)
11900 Total				741,645	3,223,130	2,481,485	70,920,073	67,696,943
12350	SR Golf Fund -Continuing	18953	RP Golf Program	536,492	552,587	16,095	569,164	16,577
		20643	RP Golf Maintenance Fund	772,500	795,675	23,175	819,545	23,870
12350 Total				1,308,992	1,348,262	39,270	1,388,709	40,447
13360	SR Open Space-Continuing	18905	RP Open Space Acquisition	3,966,500	3,982,500	16,000	3,966,500	(16,000)
		18925	RP Open Space Audit Services	15,431		(15,431)		
		18927	RP Open Space Contingency	2,379,900	2,389,500	9,600	2,379,900	(9,600)
		18928	RP Open Space Capital Program	1,692,381	1,692,381		1,692,381	
		18944	RP Open Space Community Garden	275,000	275,000		275,000	
13360 Total				8,329,212	8,339,381	10,169	8,313,781	(25,600)
15794	Transbay CFD ST Pay-go Fund	19021	RP Transit Center Community Im		375,000	375,000		(375,000)
15794 Total				0	375,000	375,000	0	(375,000)
16860	CPRPF 12 CLN&SF NEIG PK S2016B	18980	RP 2012 Clean & Safe Neighborh	86,275		(86,275)		

Department: REC Recreation And Park Commission

Fund Code	Fund Title	Code	Title	2024-25 Original Budget	2025-26 Proposed Budget	2025-26 Change From 2024-25	2026-27 Proposed Budget	2026-27 Change From 2025-26
Continuing Projects - Authority Control								
16860	Total			86,275	0	(86,275)	0	0
16861	CPRPF 12 CLN&SF NEIG PK S2018A	18980	RP 2012 Clean & Safe Neighborh	610,775		(610,775)		
16861	Total			610,775	0	(610,775)	0	0
Continuing Projects - Authority Control Total				37,966,576	38,374,234	407,658	105,079,027	66,704,793
Grants Projects								
14820	SR ETF-Gift							
		10001169	RP National Aids Mem Grove	134,518	139,746	5,228	145,724	5,978
		10001172	RP Scholarship Fund - Misc	83,435	83,435		83,435	
		10001178	RP Misc. Donations-Budget Only	250,000	250,000		250,000	
		10001179	RP Hardly Strictly Bluegrass	100,000	100,000		100,000	
		10037373	RP Francisco Park Conservancy	213,357	220,852	7,495	229,493	8,641
14820	Total			781,310	794,033	12,723	808,652	14,619
Grants Projects Total				781,310	794,033	12,723	808,652	14,619
Work Orders/Overhead								
10060	GF Work Order							
		207912	REC Operations	4,263,773	5,684,906	1,421,133	8,591,911	2,907,005
		262668	REC Capital Division	235,489	235,489		235,489	
10060	Total			4,499,262	5,920,395	1,421,133	8,827,400	2,907,005
10080	GF Overhead-Recreation & Parks							
		207912	REC Operations	2,930,680	5,789,987	2,859,307	6,006,073	216,086
		232199	REC Admin Services	52,054,569	33,907,541	(18,147,028)	34,985,899	1,078,358
		262668	REC Capital Division	3,222,759	3,414,769	192,010	3,522,351	107,582
			Transfer Adjustment - Uses	(58,208,008)	(43,112,297)	15,095,711	(44,514,323)	(1,402,026)
10080	Total			0	0	0	0	0
Work Orders/Overhead Total				4,499,262	5,920,395	1,421,133	8,827,400	2,907,005
Continuing Projects - Project Control								
11820	SR Culture & Rec Grants; A Fed	10041520	RP USDA Reforestation Project	2,000,000		(2,000,000)		
11820	Total			2,000,000	0	(2,000,000)	0	0
11830	SR Culture & Rec Grants; A Sta							
		10041460	RP Habitat Conserv - YSP	200,000		(200,000)		
		10041461	RP Habitat Conserv - Greenager	200,000		(200,000)		
		10041518	RP BAAQMD EV charge stations	619,085		(619,085)		
11830	Total			1,019,085	0	(1,019,085)	0	0

Department: REC Recreation And Park Commission

Fund Code	Fund Title	Code	Title	2024-25 Original Budget	2025-26 Proposed Budget	2025-26 Change From 2024-25	2026-27 Proposed Budget	2026-27 Change From 2025-26
Continuing Projects - Project Control								
Continuing Projects - Project Control Total				3,019,085	0	(3,019,085)	0	0
Total Uses of Funds				254,873,111	263,862,131	8,989,020	341,898,256	78,036,125

Department: RNT Rent Arbitration Board

		2024-25 Original Budget	2025-26 Proposed Budget	2025-26 Change From 2024-25	2026-27 Proposed Budget	2026-27 Change From 2025-26
<u>Uses Summary</u>						
Salaries		8,059,286	8,100,923	41,637	8,415,391	314,468
Mandatory Fringe Benefits		3,124,203	3,152,076	27,873	3,306,977	154,901
Non-Personnel Services		353,232	628,879	275,647	631,879	3,000
Materials & Supplies		46,759	76,250	29,491	76,250	
Services Of Other Depts		1,965,002	2,331,091	366,089	2,428,235	97,144
Overhead and Allocations		263,871	212,239	(51,632)	212,239	
Total Uses by Chart of Accounts		13,812,353	14,501,458	689,105	15,070,971	569,513

Sources Summary

Charges for Services		12,769,423	12,990,242	220,819	13,104,175	113,933
Beg Fund Balance - Budget Only		1,042,930	1,511,216	468,286	1,966,796	455,580
General Fund Support						

Total Sources by Chart of Accounts

		13,812,353	14,501,458	689,105	15,070,971	569,513
--	--	------------	------------	---------	------------	---------

Fund Summary

Community / Neighborhood Dev		13,812,353	14,501,458	689,105	15,070,971	569,513
------------------------------	--	------------	------------	---------	------------	---------

Total Uses by Funds

		13,812,353	14,501,458	689,105	15,070,971	569,513
--	--	------------	------------	---------	------------	---------

Division Summary

RNT Rent Arbitration Board		13,812,353	14,501,458	689,105	15,070,971	569,513
----------------------------	--	------------	------------	---------	------------	---------

Total Uses by Division

		13,812,353	14,501,458	689,105	15,070,971	569,513
--	--	------------	------------	---------	------------	---------

Uses of Funds Detail Appropriation

Fund Code	Fund Title	Code	Title	2024-25 Original Budget	2025-26 Proposed Budget	2025-26 Change From 2024-25	2026-27 Proposed Budget	2026-27 Change From 2025-26
<b>Operating</b>								
10850	SR Rent Arbitration Board		Salaries	8,059,286	8,100,923	41,637	8,415,391	314,468
			Mandatory Fringe Benefits	3,124,203	3,152,076	27,873	3,306,977	154,901
			Non-Personnel Services	353,232	628,879	275,647	631,879	3,000
			Materials & Supplies	46,759	76,250	29,491	76,250	
			Services Of Other Depts	1,965,002	2,331,091	366,089	2,428,235	97,144

Department: RNT Rent Arbitration Board

Fund Code	Fund Title	Code	Title	2024-25 Original Budget	2025-26 Proposed Budget	2025-26 Change From 2024-25	2026-27 Proposed Budget	2026-27 Change From 2025-26
Operating								
			Overhead and Allocations	263,871	212,239	(51,632)	212,239	
10850 Total				13,812,353	14,501,458	689,105	15,070,971	569,513
Operating Total				13,812,353	14,501,458	689,105	15,070,971	569,513
Total Uses of Funds				13,812,353	14,501,458	689,105	15,070,971	569,513

Department: RET Retirement System

	2024-25 Original Budget	2025-26 Proposed Budget	2025-26 Change From 2024-25	2026-27 Proposed Budget	2026-27 Change From 2025-26
<u>Uses Summary</u>					
Salaries	28,297,052	30,636,638	2,339,586	31,741,332	1,104,694
Mandatory Fringe Benefits	9,646,016	10,551,857	905,841	11,080,472	528,615
Non-Personnel Services	7,334,235	6,653,881	(680,354)	7,861,901	1,208,020
Capital Outlay	20,000	12,719	(7,281)		(12,719)
Materials & Supplies	180,000	405,000	225,000	194,875	(210,125)
Services Of Other Depts	7,946,423	7,420,672	(525,751)	6,395,118	(1,025,554)
Overhead and Allocations	1,401,092		(1,401,092)		
Total Uses by Chart of Accounts	54,824,818	55,680,767	855,949	57,273,698	1,592,931
<u>Sources Summary</u>					
Charges for Services	1,927,455	2,103,823	176,368	2,096,542	(7,281)
Contributions Ret/HSS/HlthCare	52,503,237	53,039,414	536,177	54,634,675	1,595,261
Interest & Investment Income	284,126	287,530	3,404	292,481	4,951
Expenditure Recovery	110,000	250,000	140,000	250,000	
General Fund Support					
Total Sources by Chart of Accounts	54,824,818	55,680,767	855,949	57,273,698	1,592,931
<u>Fund Summary</u>					
OPEB Trust Fund: Retiree Hlth	1,688,565	1,581,145	(107,420)	1,485,645	(95,500)
General Fund	1,927,455	2,103,823	176,368	2,096,542	(7,281)
Pension Trust Fund: SFERS	51,208,798	51,995,799	787,001	53,691,511	1,695,712
Total Uses by Funds	54,824,818	55,680,767	855,949	57,273,698	1,592,931
<u>Division Summary</u>					
RET SF Deferred Comp Program	1,927,455	2,103,823	176,368	2,096,542	(7,281)
RET Health Care Trust	1,688,565	1,581,145	(107,420)	1,485,645	(95,500)
RET Retirement Services	19,903,490	19,841,697	(61,793)	19,550,486	(291,211)
RET Investment	13,336,627	13,921,985	585,358	14,476,824	554,839
RET Administration	17,968,681	18,232,117	263,436	19,664,201	1,432,084
Total Uses by Division	54,824,818	55,680,767	855,949	57,273,698	1,592,931

Uses of Funds Detail Appropriation

Department: RET Retirement System

Fund Code	Fund Title	Code	Title	2024-25 Original Budget	2025-26 Proposed Budget	2025-26 Change From 2024-25	2026-27 Proposed Budget	2026-27 Change From 2025-26
Operating								
31330	Employees Retirement Trust		Salaries	27,322,479	29,565,071	2,242,592	30,632,385	1,067,314
			Mandatory Fringe Benefits	9,298,237	10,165,299	867,062	10,674,252	508,953
			Non-Personnel Services	5,804,170	5,491,236	(312,934)	6,699,756	1,208,520
			Capital Outlay	20,000	12,719	(7,281)		(12,719)
			Materials & Supplies	175,000	400,000	225,000	190,000	(210,000)
			Services Of Other Depts	7,187,820	6,361,474	(826,346)	5,495,118	(866,356)
			Overhead and Allocations	1,401,092		(1,401,092)		
31330 Total				51,208,798	51,995,799	787,001	53,691,511	1,695,712
31440	Health Care-Prop B Trust Fund		Non-Personnel Services	1,308,565	931,145	(377,420)	935,645	4,500
			Services Of Other Depts	380,000	650,000	270,000	550,000	(100,000)
31440 Total				1,688,565	1,581,145	(107,420)	1,485,645	(95,500)
Operating Total				52,897,363	53,576,944	679,581	55,177,156	1,600,212
Annual Projects - Authority Control								
10010	GF Annual Authority Ctrl	17410	RS Employee Deferred Compensat	1,927,455	2,103,823	176,368	2,096,542	(7,281)
10010 Total				1,927,455	2,103,823	176,368	2,096,542	(7,281)
Annual Projects - Authority Control Total				1,927,455	2,103,823	176,368	2,096,542	(7,281)
Total Uses of Funds				54,824,818	55,680,767	855,949	57,273,698	1,592,931



Department: SDA Sheriff's Department Office of Inspector General

		2024-25 Original Budget	2025-26 Proposed Budget	2025-26 Change From 2024-25	2026-27 Proposed Budget	2026-27 Change From 2025-26
<u>Uses Summary</u>						
Salaries		394,625	288,319	(106,306)	312,223	23,904
Mandatory Fringe Benefits		79,831	74,756	(5,075)	75,702	946
Non-Personnel Services		101,600	103,742	2,142	103,742	
Materials & Supplies		4,821	4,821		4,700	(121)
Services Of Other Depts		722,682	746,285	23,603	748,316	2,031
Total Uses by Chart of Accounts		1,303,559	1,217,923	(85,636)	1,244,683	26,760

Sources Summary

General Fund Support		1,303,559	1,217,923	(85,636)	1,244,683	26,760
Total Sources by Chart of Accounts		1,303,559	1,217,923	(85,636)	1,244,683	26,760

Fund Summary

General Fund		1,303,559	1,217,923	(85,636)	1,244,683	26,760
Total Uses by Funds		1,303,559	1,217,923	(85,636)	1,244,683	26,760

Division Summary

SDA Inspector General		1,081,172	1,065,844	(15,328)	1,134,167	68,323
SDA Sheriff Oversight		222,387	152,079	(70,308)	110,516	(41,563)
Total Uses by Division		1,303,559	1,217,923	(85,636)	1,244,683	26,760

Uses of Funds Detail Appropriation

Fund Code	Fund Title	Code	Title	2024-25 Original Budget	2025-26 Proposed Budget	2025-26 Change From 2024-25	2026-27 Proposed Budget	2026-27 Change From 2025-26
Annual Projects - Authority Control								
10010	GF Annual Authority Ctrl	21789	SDA Operations	1,303,559	1,217,923	(85,636)	1,244,683	26,760
10010 Total				1,303,559	1,217,923	(85,636)	1,244,683	26,760
Annual Projects - Authority Control Total				1,303,559	1,217,923	(85,636)	1,244,683	26,760
Total Uses of Funds				1,303,559	1,217,923	(85,636)	1,244,683	26,760

Department: SHF Sheriff

	2024-25 Original Budget	2025-26 Proposed Budget	2025-26 Change From 2024-25	2026-27 Proposed Budget	2026-27 Change From 2025-26
<u>Uses Summary</u>					
Salaries	171,249,883	189,352,641	18,102,758	194,880,746	5,528,105
Mandatory Fringe Benefits	80,321,756	84,330,564	4,008,808	88,614,897	4,284,333
Non-Personnel Services	15,791,868	8,746,637	(7,045,231)	8,501,637	(245,000)
Capital Outlay	4,994,280	5,443,992	449,712	2,625,693	(2,818,299)
City Grant Program	12,647,250	12,769,300	122,050	12,947,870	178,570
Debt Service		6,819,200	6,819,200	6,823,355	4,155
Materials & Supplies	8,560,404	9,704,297	1,143,893	9,282,897	(421,400)
Programmatic Projects	6,369,611	2,843,070	(3,526,541)	1,343,070	(1,500,000)
Services Of Other Depts	23,141,578	24,143,777	1,002,199	24,980,876	837,099
Overhead and Allocations		1,483,492	1,483,492	1,552,372	68,880
Total Uses by Chart of Accounts	323,076,630	345,636,970	22,560,340	351,553,413	5,916,443

Sources Summary

Intergovernmental: Federal	207,428	207,428		207,428	
Intergovernmental: State	41,609,174	35,152,501	(6,456,673)	35,310,869	158,368
Charges for Services	967,073	1,194,582	227,509	1,194,582	
Fines, Forfeiture, & Penalties	50,000	50,000		50,000	
Expenditure Recovery	33,108,653	32,693,275	(415,378)	33,646,326	953,051
Transfers In	237,289	257,698	20,409	189,880	(67,818)
Other Financing Sources	1,000,000		(1,000,000)		
Beg Fund Balance - Budget Only		150,000	150,000	150,000	
General Fund Support	246,104,441	275,931,486	29,827,045	280,804,328	4,872,842
Total Sources by Chart of Accounts	323,076,630	345,636,970	22,560,340	351,553,413	5,916,443

Fund Summary

City Facilities Improvement Fd	1,000,000		(1,000,000)		
General Fund	313,785,585	342,564,761	28,779,176	349,190,654	6,625,893
Public Protection Fund	8,291,045	3,072,209	(5,218,836)	2,362,759	(709,450)
Total Uses by Funds	323,076,630	345,636,970	22,560,340	351,553,413	5,916,443

Division Summary

Department: SHF Sheriff

		2024-25 Original Budget	2025-26 Proposed Budget	2025-26 Change From 2024-25	2026-27 Proposed Budget	2026-27 Change From 2025-26
SHF Custody		153,989,016	164,811,975	10,822,959	170,700,082	5,888,107
SHF Field		77,397,788	83,584,104	6,186,316	85,563,420	1,979,316
SHF Planning		15,635,805	20,345,310	4,709,505	19,343,508	(1,001,802)
SHF Administration		76,054,021	76,895,581	841,560	75,946,403	(949,178)
Total Uses by Division		323,076,630	345,636,970	22,560,340	351,553,413	5,916,443

Reserved Appropriations

Controller Reserves

10037714	CJ2 Elevators CR	2,000,000				
10038961	425 7th Street - Building Mana	1,200,000				
Controller Reserves: Total		3,200,000			0	

Uses of Funds Detail Appropriation

Fund Code	Fund Title	Code	Title	2024-25 Original Budget	2025-26 Proposed Budget	2025-26 Change From 2024-25	2026-27 Proposed Budget	2026-27 Change From 2025-26
Operating								
10000	GF Annual Account Ctrl		Salaries	147,072,198	166,997,418	19,925,220	172,086,485	5,089,067
			Mandatory Fringe Benefits	70,640,687	75,153,930	4,513,243	79,060,948	3,907,018
			Non-Personnel Services	13,730,569	8,282,151	(5,448,418)	8,037,151	(245,000)
			Capital Outlay	350,000	740,000	390,000		(740,000)
			City Grant Program	11,786,390	11,904,254	117,864	12,070,914	166,660
			Debt Service		6,819,200	6,819,200	6,823,355	4,155
			Materials & Supplies	6,947,082	8,033,284	1,086,202	8,233,518	200,234
			Services Of Other Depts	23,141,578	24,143,777	1,002,199	24,980,876	837,099
10000 Total				273,668,504	302,074,014	28,405,510	311,293,247	9,219,233
Operating Total				273,668,504	302,074,014	28,405,510	311,293,247	9,219,233
Annual Projects - Authority Control								
10010	GF Annual Authority Ctrl	15808	Shf - Facilites Maintenance	794,280	833,994	39,714	875,693	41,699
		17425	Msa Fit Program	4,049	4,049		4,049	
		17427	Violence Prevention Programmin	842,265	850,688	8,423	862,598	11,910

Department: SHF Sheriff

Fund Code	Fund Title	Code	Title	2024-25 Original Budget	2025-26 Proposed Budget	2025-26 Change From 2024-25	2026-27 Proposed Budget	2026-27 Change From 2025-26
Annual Projects - Authority Control								
10010 Total				1,640,594	1,688,731	48,137	1,742,340	53,609
Annual Projects - Authority Control Total				1,640,594	1,688,731	48,137	1,742,340	53,609
Continuing Projects - Authority Control								
10020	GF Continuing Authority Ctrl	15244	SH Roads & Urban Forestry	150,000	150,000		150,000	
		21788	SH Jail Monitoring System JMS	2,986,602	2,500,000	(486,602)	1,000,000	(1,500,000)
		22249	Exterior Paint	600,000		(600,000)		
		22250	SBJ Boiler Repair	500,000	500,000			(500,000)
		22251	CJ3 Roof-Painting	500,000	600,000	100,000	600,000	
		22833	CJ3- Outdoor Recreation	500,000	250,000	(250,000)		(250,000)
		22835	San Bruno Water Heaters	600,000	1,000,000	400,000	500,000	(500,000)
		23047	SH CJ2 and CJ3 Infrastr Upgrd		1,000,000	1,000,000	500,000	(500,000)
		23048	SH 425 7th St Steam Heat Exch		350,000	350,000		(350,000)
10020 Total				5,836,602	6,350,000	513,398	2,750,000	(3,600,000)
13520	SR DNA Id Fund -Prop 69-2004	17424	SH Sheriff Dna Identification	287,289	307,698	20,409	239,880	(67,818)
13520 Total				287,289	307,698	20,409	239,880	(67,818)
13660	SR Sheriff-State Authorized	17420	SH Ab1109 Sheriff Vehicle Main	68,156	68,156		68,156	
		17421	SH Ab1109 Sheriff Vehicle Repl	40,415	40,415		40,415	
		17422	SH Furniture & Equipment	306,959	306,959		306,959	
		17423	SH Ab709 - Sheriff Civil Admin	19,052	19,052		19,052	
13660 Total				434,582	434,582	0	434,582	0
13670	SR Sheriff-Inmate Program	17428	SH Sheriff Inmate Program		150,000	150,000	150,000	
13670 Total				0	150,000	150,000	150,000	0
13690	SR Sheriff-Peace Offr Traing	17419	SH Peace Office Training	350,000	350,000		350,000	
13690 Total				350,000	350,000	0	350,000	0
15384	CPXCF COP Crit Reprs/Rcv Stmls	21806	SHF CJ2 Elevators CR		2,000,000	2,000,000		(2,000,000)
		22246	SHF Building Management System		1,200,000	1,200,000		(1,200,000)
		22247	Roof Replacement		(3,200,000)	(3,200,000)		3,200,000
		22834	San Bruno Water Line	1,000,000		(1,000,000)		
15384 Total				1,000,000	0	(1,000,000)	0	0
Continuing Projects - Authority Control Total				7,908,473	7,592,280	(316,193)	3,924,462	(3,667,818)

Department: SHF Sheriff

Fund Code	Fund Title	Code	Title	2024-25 Original Budget	2025-26 Proposed Budget	2025-26 Change From 2024-25	2026-27 Proposed Budget	2026-27 Change From 2025-26
Grants Projects								
13550	SR Public Protection-Grant	10039690	SHF PATH Grant	5,000,000		(5,000,000)		
		10039713	CH FY24-25 Federal JAG Grant	18,595		(18,595)		
		10039782	SH FY24-25 CSA STC Grant	297,988		(297,988)		
		10040970	CH FY25-26 Federal JAG Grant		14,358	14,358		(14,358)
		10041125	SH FY25-26 CSA STC Grant		297,988	297,988		(297,988)
		10041167	SHF23-25 Firearms Relinquishme	636,893		(636,893)		
		10042164	CH FY26-27 Federal JAG Grant				14,358	14,358
		10042222	SH FY26-27 CSA STC Grant				297,988	297,988
13550 Total				5,953,476	312,346	(5,641,130)	312,346	0
13560	SR Homeland Security	10042233	SHFCY25 UASI NCRIC Project		193,070	193,070		(193,070)
		10042235	SHFCY26 UASI NCRIC Project				193,070	193,070
13560 Total				0	193,070	193,070	193,070	0
13720	SR Public Protection-Grant Sta	10037204	CH FY22-23 SFCOPS Program	587,896		(587,896)		
		10038289	CH FY23-24 SFCOPS Program		641,632	641,632		(641,632)
		10039715	CH FY24-25 SFCOPS Program	677,802		(677,802)		
		10041004	CH FY25-26 SFCOPS Program		682,881	682,881		(682,881)
		10042166	CH FY26-27 SFCOPS Program				682,881	682,881
13720 Total				1,265,698	1,324,513	58,815	682,881	(641,632)
Grants Projects Total				7,219,174	1,829,929	(5,389,245)	1,188,297	(641,632)
Work Orders/Overhead								
10060	GF Work Order	210738	SHF Field	33,223,810	31,931,501	(1,292,309)	33,083,967	1,152,466
		232331	SHF Administration	(583,925)	520,515	1,104,440	321,100	(199,415)
10060 Total				32,639,885	32,452,016	(187,869)	33,405,067	953,051
Work Orders/Overhead Total				32,639,885	32,452,016	(187,869)	33,405,067	953,051
Total Uses of Funds				323,076,630	345,636,970	22,560,340	351,553,413	5,916,443

Department: WOM Status Of Women

		2024-25 Original Budget	2025-26 Proposed Budget	2025-26 Change From 2024-25	2026-27 Proposed Budget	2026-27 Change From 2025-26
<u>Uses Summary</u>						
Salaries		1,195,038		(1,195,038)		
Mandatory Fringe Benefits		424,484		(424,484)		
Non-Personnel Services		134,350		(134,350)		
City Grant Program		9,962,431		(9,962,431)		
Materials & Supplies		18,516		(18,516)		
Services Of Other Depts		174,982		(174,982)		
Total Uses by Chart of Accounts		11,909,801	0	(11,909,801)	0	0
<u>Sources Summary</u>						
Licenses, Permits, & Franchises		200,000		(200,000)		
General Fund Support		11,709,801		(11,709,801)		
Total Sources by Chart of Accounts		11,909,801	0	(11,909,801)	0	0
<u>Fund Summary</u>						
General Fund		11,709,801		(11,709,801)		
Human Welfare Fund		200,000		(200,000)		
Total Uses by Funds		11,909,801	0	(11,909,801)	0	0
<u>Division Summary</u>						
WOM Status Of Women		11,909,801		(11,909,801)		
Total Uses by Division		11,909,801	0	(11,909,801)	0	0

Uses of Funds Detail Appropriation

Fund Code	Fund Title	Code	Title	2024-25 Original Budget	2025-26 Proposed Budget	2025-26 Change From 2024-25	2026-27 Proposed Budget	2026-27 Change From 2025-26
<b>Operating</b>								
10000	GF Annual Account Ctrl		Salaries	1,195,038		(1,195,038)		
			Mandatory Fringe Benefits	424,484		(424,484)		
			Non-Personnel Services	134,350		(134,350)		
			City Grant Program	9,762,431		(9,762,431)		
			Materials & Supplies	18,516		(18,516)		

Department: WOM Status Of Women

Fund Code	Fund Title	Code	Title	2024-25 Original Budget	2025-26 Proposed Budget	2025-26 Change From 2024-25	2026-27 Proposed Budget	2026-27 Change From 2025-26
Operating								
			Services Of Other Depts	174,982		(174,982)		
10000	Total			11,709,801	0	(11,709,801)	0	0
12900	SR WOM Domestic Violence Prog		City Grant Program	200,000		(200,000)		
12900	Total			200,000	0	(200,000)	0	0
Operating Total				11,909,801	0	(11,909,801)	0	0
Total Uses of Funds				11,909,801	0	(11,909,801)	0	0

Department: CRT Superior Court

		2024-25 Original Budget	2025-26 Proposed Budget	2025-26 Change From 2024-25	2026-27 Proposed Budget	2026-27 Change From 2025-26
<u>Uses Summary</u>						
Mandatory Fringe Benefits		665,000	665,000		665,000	
Non-Personnel Services		32,270,944	32,519,508	248,564	32,519,508	
Services Of Other Depts		21,000	21,000		21,000	
Total Uses by Chart of Accounts		32,956,944	33,205,508	248,564	33,205,508	0
<u>Sources Summary</u>						
General Fund Support		32,956,944	33,205,508	248,564	33,205,508	
Total Sources by Chart of Accounts		32,956,944	33,205,508	248,564	33,205,508	0
<u>Fund Summary</u>						
General Fund		32,956,944	33,205,508	248,564	33,205,508	
Total Uses by Funds		32,956,944	33,205,508	248,564	33,205,508	0
<u>Division Summary</u>						
CRT Superior Court		32,956,944	33,205,508	248,564	33,205,508	
Total Uses by Division		32,956,944	33,205,508	248,564	33,205,508	0

Uses of Funds Detail Appropriation

Fund Code	Fund Title	Code	Title	2024-25 Original Budget	2025-26 Proposed Budget	2025-26 Change From 2024-25	2026-27 Proposed Budget	2026-27 Change From 2025-26
Operating								
10000	GF Annual Account Ctrl		Mandatory Fringe Benefits	665,000	665,000		665,000	
			Non-Personnel Services	32,270,944	32,519,508	248,564	32,519,508	
			Services Of Other Depts	21,000	21,000		21,000	
10000 Total				32,956,944	33,205,508	248,564	33,205,508	0
Operating Total				32,956,944	33,205,508	248,564	33,205,508	0
Total Uses of Funds				32,956,944	33,205,508	248,564	33,205,508	0



Department: TTX Treasurer/Tax Collector

	2024-25 Original Budget	2025-26 Proposed Budget	2025-26 Change From 2024-25	2026-27 Proposed Budget	2026-27 Change From 2025-26
<u>Uses Summary</u>					
Salaries	23,870,873	23,461,244	(409,629)	24,283,183	821,939
Mandatory Fringe Benefits	9,499,772	9,248,283	(251,489)	9,417,089	168,806
Non-Personnel Services	7,816,432	9,987,480	2,171,048	6,754,612	(3,232,868)
Materials & Supplies	86,717	66,717	(20,000)	65,049	(1,668)
Programmatic Projects	2,710,000	4,870,000	2,160,000	830,000	(4,040,000)
Services Of Other Depts	5,062,839	7,396,133	2,333,294	7,621,832	225,699
Overhead and Allocations	(33,518)		33,518		
Total Uses by Chart of Accounts	49,013,115	55,029,857	6,016,742	48,971,765	(6,058,092)
<u>Sources Summary</u>					
Property Taxes	800,000	800,000		800,000	
Intergovernmental: Other	35,000	35,000		35,000	
Intergovernmental: State	650,000		(650,000)		
Charges for Services	4,669,637	4,473,337	(196,300)	4,433,337	(40,000)
Other Revenues	1,451,940	874,639	(577,301)	720,402	(154,237)
Interest & Investment Income	6,271,329	7,007,745	736,416	7,200,556	192,811
Expenditure Recovery	11,912,975	19,539,650	7,626,675	14,380,581	(5,159,069)
General Fund Support	23,222,234	22,299,486	(922,748)	21,401,889	(897,597)
Total Sources by Chart of Accounts	49,013,115	55,029,857	6,016,742	48,971,765	(6,058,092)
<u>Fund Summary</u>					
General Fund	46,971,175	54,215,218	7,244,043	48,311,363	(5,903,855)
General Services Fund	2,041,940	814,639	(1,227,301)	660,402	(154,237)
Total Uses by Funds	49,013,115	55,029,857	6,016,742	48,971,765	(6,058,092)
<u>Division Summary</u>					
TTX Impact	4,935,060	6,860,688	1,925,628	4,227,715	(2,632,973)
TTX Management	5,401,571	5,631,609	230,038	5,758,755	127,146
TTX Treasury	6,620,132	6,701,755	81,623	6,859,729	157,974
TTX Collection	32,056,352	35,835,805	3,779,453	32,125,566	(3,710,239)
Total Uses by Division	49,013,115	55,029,857	6,016,742	48,971,765	(6,058,092)

Department: TTX Treasurer/Tax Collector

Uses of Funds Detail Appropriation

Fund Code	Fund Title	Code	Title	2024-25 Original Budget	2025-26 Proposed Budget	2025-26 Change From 2024-25	2026-27 Proposed Budget	2026-27 Change From 2025-26
Operating								
10000	GF Annual Account Ctrl		Salaries	13,845,369	12,609,130	(1,236,239)	13,123,547	514,417
			Mandatory Fringe Benefits	6,072,246	5,587,763	(484,483)	5,611,197	23,434
			Non-Personnel Services	2,914,052	2,975,039	60,987	2,885,039	(90,000)
			Materials & Supplies	66,717	66,717		65,049	(1,668)
			Services Of Other Depts	2,743,531	3,151,945	408,414	3,335,333	183,388
			Overhead and Allocations	(654,322)	(600,279)	54,043	(576,000)	24,279
10000 Total				24,987,593	23,790,315	(1,197,278)	24,444,165	653,850
Operating Total				24,987,593	23,790,315	(1,197,278)	24,444,165	653,850
Annual Projects - Authority Control								
10010	GF Annual Authority Ctrl	17617	Bank On San Francisco Project	796,910	699,759	(97,151)	721,979	22,220
		17622	Kinder2College Annual Project	1,450,829	1,462,924	12,095	1,388,047	(74,877)
10010 Total				2,247,739	2,162,683	(85,056)	2,110,026	(52,657)
Annual Projects - Authority Control Total				2,247,739	2,162,683	(85,056)	2,110,026	(52,657)
Continuing Projects - Authority Control								
10020	GF Continuing Authority Ctrl	17621	TX Gross Receipts Tax Implemen	5,812,868	7,222,570	1,409,702	7,376,591	154,021
		21854	First Year Free		2,500,000	2,500,000		(2,500,000)
		22562	Empty Homes Tax	510,000		(510,000)		
		22844	TTX - Business Tax Application	1,500,000	1,500,000			(1,500,000)
10020 Total				7,822,868	11,222,570	3,399,702	7,376,591	(3,845,979)
Continuing Projects - Authority Control Total				7,822,868	11,222,570	3,399,702	7,376,591	(3,845,979)
Grants Projects								
12550	SR Grants; GSF Continuing	10037401	TX-OFE MOTT	165,000		(165,000)		
		10038700	TX-FJP Arnold Ventures FY22-FY	25,000		(25,000)		
		10041071	TX-FJP Arnold Ventures	250,000		(250,000)		
		10041072	TX-FJP Crankstart	250,000		(250,000)		
		10041073	TX-FJP SF Foundation	75,000	75,000			(75,000)
		10041118	TX-OFE Larkin Street FY25	181,368		(181,368)		
		10041163	TX-FJP Judicial Council of CA	650,000		(650,000)		

Department: TTX Treasurer/Tax Collector

Fund Code	Fund Title	Code	Title	2024-25 Original Budget	2025-26 Proposed Budget	2025-26 Change From 2024-25	2026-27 Proposed Budget	2026-27 Change From 2025-26
Grants Projects								
	10041213		TX-OFE Earn FY24-25	26,495		(26,495)		
	10041214		TX-FJP Earn FY24-25	419,077		(419,077)		
	10042248		TX-EJC Heluna FY25-26		531,076	531,076	503,965	(27,111)
	10042249		TX-OFE Mott FYE26 & FYE27		208,563	208,563	156,437	(52,126)
12550 Total				2,041,940	814,639	(1,227,301)	660,402	(154,237)
Grants Projects Total				2,041,940	814,639	(1,227,301)	660,402	(154,237)
Work Orders/Overhead								
10060	GF Work Order	210663	TTX Impact	645,354	1,383,339	737,985	1,457,261	73,922
		232346	TTX Management	266,722	26,177	(240,545)	26,177	
		232350	TTX Treasury	975,243	1,053,279	78,036	1,053,279	
		232360	TTX Collection	10,025,656	14,576,855	4,551,199	11,843,864	(2,732,991)
10060 Total				11,912,975	17,039,650	5,126,675	14,380,581	(2,659,069)
Work Orders/Overhead Total				11,912,975	17,039,650	5,126,675	14,380,581	(2,659,069)
Total Uses of Funds				49,013,115	55,029,857	6,016,742	48,971,765	(6,058,092)

Department: WAR War Memorial

		2024-25 Original Budget	2025-26 Proposed Budget	2025-26 Change From 2024-25	2026-27 Proposed Budget	2026-27 Change From 2025-26
<u>Uses Summary</u>						
Salaries		8,256,879	8,204,353	(52,526)	8,481,731	277,378
Mandatory Fringe Benefits		3,562,352	3,633,935	71,583	3,825,629	191,694
Non-Personnel Services		897,450	1,202,450	305,000	935,637	(266,813)
Capital Outlay		671,727	705,313	33,586	740,579	35,266
Debt Service		8,534,566	8,531,375	(3,191)	8,528,964	(2,411)
Materials & Supplies		215,000	577,841	362,841	565,272	(12,569)
Services Of Other Depts		8,378,806	9,262,206	883,400	9,986,500	724,294
Total Uses by Chart of Accounts		30,516,780	32,117,473	1,600,693	33,064,312	946,839
<u>Sources Summary</u>						
Charges for Services		549,882	1,201,423	651,541	1,274,350	72,927
Rents & Concessions		3,569,719	3,970,444	400,725	4,401,942	431,498
Expenditure Recovery		290,424	300,735	10,311	318,779	18,044
Transfers In		16,065,307	17,021,081	955,774	17,423,387	402,306
Beg Fund Balance - Budget Only		953,164	551,285	(401,879)	527,600	(23,685)
General Fund Support		9,088,284	9,072,505	(15,779)	9,118,254	45,749
Total Sources by Chart of Accounts		30,516,780	32,117,473	1,600,693	33,064,312	946,839
<u>Fund Summary</u>						
General Fund		9,088,284	9,072,505	(15,779)	9,118,254	45,749
War Memorial Fund		21,428,496	23,044,968	1,616,472	23,946,058	901,090
Total Uses by Funds		30,516,780	32,117,473	1,600,693	33,064,312	946,839
<u>Division Summary</u>						
WAR War Memorial		30,516,780	32,117,473	1,600,693	33,064,312	946,839
Total Uses by Division		30,516,780	32,117,473	1,600,693	33,064,312	946,839

Uses of Funds Detail Appropriation

Fund Code	Fund Title	Code	Title	2024-25 Original Budget	2025-26 Proposed Budget	2025-26 Change From 2024-25	2026-27 Proposed Budget	2026-27 Change From 2025-26
--------------	------------	------	-------	----------------------------	-------------------------------	-----------------------------------	-------------------------------	-----------------------------------

Operating

Department: WAR War Memorial

Fund Code	Fund Title	Code	Title	2024-25 Original Budget	2025-26 Proposed Budget	2025-26 Change From 2024-25	2026-27 Proposed Budget	2026-27 Change From 2025-26
Operating								
10000	GF Annual Account Ctrl		Debt Service	8,534,566	8,531,375	(3,191)	8,528,964	(2,411)
			Services Of Other Depts	553,718	541,130	(12,588)	589,290	48,160
10000 Total				9,088,284	9,072,505	(15,779)	9,118,254	45,749
14670	SR War Memorial-Operating		Salaries	8,256,879	8,204,353	(52,526)	8,481,731	277,378
			Mandatory Fringe Benefits	3,562,352	3,633,935	71,583	3,825,629	191,694
			Non-Personnel Services	897,450	1,202,450	305,000	935,637	(266,813)
			Materials & Supplies	215,000	577,841	362,841	565,272	(12,569)
			Services Of Other Depts	7,825,088	8,721,076	895,988	9,397,210	676,134
14670 Total				20,756,769	22,339,655	1,582,886	23,205,479	865,824
Operating Total				29,845,053	31,412,160	1,567,107	32,323,733	911,573
Annual Projects - Authority Control								
14680	SR WAR - Annual Authority Ctrl	15835	War - Facility Maintenance	671,727	705,313	33,586	740,579	35,266
14680 Total				671,727	705,313	33,586	740,579	35,266
Annual Projects - Authority Control Total				671,727	705,313	33,586	740,579	35,266
Total Uses of Funds				30,516,780	32,117,473	1,600,693	33,064,312	946,839

## **DETAIL OF RESERVES**



Detail of Contribution to Budgetary Reserves

BUDGETARY RESERVES			
	FY 2025-26		FY 2026-27
Unappropriated Designed Reserves - (require subsequent Board appropriation to spend)			
AIRPORT COMMISSION - EXP BALANCING BUDGET ONLY	\$	-	\$ 135,631,938
GENERAL CITY RESPONSIBILITY - DESIGNATED FOR GENERAL RESERVE	\$	27,580,000	\$ 22,876,000
MUNICIPAL TRANSPORTATION AGENCY - DESIGNATED FOR GENERAL RESERVE	\$	2,430,000	\$ -
PUBLIC LIBRARY - DESIGNATED FOR GENERAL RESERVE	\$	-	\$ 3,970,026
PUBLIC WORKS - DESIGNATED FOR GENERAL RESERVE	\$	3,482,261	\$ 1,163,476
PUC HHP CLEANPOWERSF - DESIGNATED FOR GENERAL RESERVE	\$	40,272,125	\$ 37,295,277
PUC HHP HETCH HETCHY WATER & POWER - DESIGNATED FOR GENERAL RESERVE	\$	800,000	\$ -
PUC WTR WATER ENTERPRISE - DESIGNATED FOR GENERAL RESERVE	\$	770,161	\$ 8,174,228
PUC WVE WASTEWATER ENTERPRISE - DESIGNATED FOR GENERAL RESERVE	\$	900,000	\$ 102,450,970
Subtotal - Unappropriated Designated Reserves	\$	76,234,547	\$ 311,561,915
Appropriated Reserves			
GENERAL CITY RESPONSIBILITY - RESERVE FOR LITIGATION	\$	11,000,000	\$ 11,000,000
GENERAL CITY RESPONSIBILITY - RESERVE FOR TECHNICAL ADJS	\$	2,500,000	\$ 2,500,000
GENERAL CITY RESPONSIBILITY - SALARIES AND BENEFITS	\$	20,792,277	\$ 21,347,430
PORT - GENERAL RESERVE	\$	6,120,094	\$ 13,282,043
PUC HHP CLEANPOWERSF - RESERVE FOR CAPTL IMPROVEMENT	\$	516,430	\$ 516,430
PUC HHP HETCH HETCHY WATER & POWER - RESERVE FOR CAPTL IMPROVEMENT	\$	36,092,145	\$ 50,895,888
PUC WTR WATER ENTERPRISE - RESERVE FOR CAPTL IMPROVEMENT	\$	95,387,570	\$ 86,058,015
PUC WVE WASTEWATER ENTERPRISE - RESERVE FOR CAPTL IMPROVEMENT	\$	134,055,297	\$ 62,935,896
Subtotal - Designated Reserves	\$	306,463,813	\$ 248,535,702
Total Budgetary Reserves	\$	382,698,360	\$ 560,097,617



APPROPRIATION RESERVES

Department Reserve Description	FY 2025-26	FY 2026-27	Releasing Authority	Reserve Reason/ Follow up Action Required
CHILDREN; YOUTH & THEIR FAMILIES CITY COLLEGE	\$ 2,150,000 \$	-	CONTROLLER	Pending Receipt of Revenue
CITY PLANNING IPIC	\$ 360,000 \$	360,000	CONTROLLER	Pending Receipt of Revenue
DEPT OF EARLY CHILDHOOD IPIC	\$ 2,500,000 \$	2,500,000	CONTROLLER	Pending Receipt of Revenue
MUNICIPAL TRANSPORTATION AGENCY SS CAP TSF SSD	\$ 4,700,926 \$	4,700,926	CONTROLLER	Pending Receipt of Revenue
MUNICIPAL TRANSPORTATION AGENCY TS CAP TSF TRANSIT	\$ 9,597,032 \$	-	CONTROLLER	Pending Receipt of Revenue
MUNICIPAL TRANSPORTATION AGENCY TS SPE REV TIDF	\$ 1,439,802 \$	1,439,802	CONTROLLER	Pending Receipt of Revenue
PUBLIC WORKS COP	\$ 32,500,000 \$	32,500,000	CONTROLLER	Pending Receipt of Revenue
RECREATION AND PARK COMMISSION IPIC	\$ 375,000 \$	-	CONTROLLER	Pending Receipt of Revenue
SHERIFF COP	\$ 3,200,000 \$	-	CONTROLLER	Pending Receipt of Revenue
Grand Total	\$ 56,822,760 \$	41,500,728		

## **ADMINISTRATIVE PROVISIONS**



### **SECTION 3. General Authority.**

The Controller is hereby authorized and directed to set up appropriate accounts for the items of receipts and expenditures appropriated herein.

#### **SECTION 3.1 Two-Year Budget.**

For departments for which the Board of Supervisors has authorized, or the Charter requires, a fixed two-year budget, appropriations in this ordinance shall be available for allotment by the Controller on July 1st of the fiscal year in which appropriations have been approved. The Controller is authorized to adjust the two-year budget to reflect transfers and substitutions consistent with City's policies and restrictions for such transfers. The Controller is further authorized to make adjustments to the second year budgets consistent with Citywide estimates for salaries, fringe benefits, and work orders.

### **SECTION 4. Interim Budget Provisions.**

All funds for equipment and new capital improvements shall be held in reserve until final enactment of the budget. No new equipment or capital improvements shall be authorized during the interim period other than equipment or capital improvements that, in the discretion of the Controller, is reasonably required for the continued operation of existing programs or projects previously approved by the Board of Supervisors. Authorization for the purchase of such equipment may be approved by the Board of Supervisors.

During the period of the interim Annual Appropriation Ordinance and interim Annual Salary Ordinance, no transfer of funds within a department shall be permitted without approval of the Controller, Mayor's Budget Director and the Chair of the Budget and Finance Committee.

When the Budget and Finance Committee or Budget and Appropriations Committee reserves selected expenditure items pending receipt of additional information from departments, upon receipt of the required information to the satisfaction of that committee, the Controller may release the previously reserved funds with no further action required by the Board of Supervisors.

If the Budget and Finance Committee or Budget and Appropriations Committee recommends a budget that increases funding that was deleted in the Mayor's Budget, the Controller shall have the authority to continue to pay these expenses until final enactment of the budget.

#### **SECTION 4.1 Interim Budget – Positions.**

No new position may be filled in the interim period with the exception of those positions which in the discretion of the Controller are critical for the operation of existing programs or for projects previously approved by the Board of Supervisors or are required for emergency operations or where such positions would result in a net increase in revenues or where such positions are required to comply with law. New positions shall be defined as those positions that are enumerated in the Mayor's budget for the current fiscal year but were not enumerated in the appropriation and salary ordinances for the prior fiscal year, as amended, through June 30 of the prior fiscal year. In the event the Mayor has approved the reclassification of a position in the department's budget for the current fiscal

year, the Controller shall process a temporary or "tx" requisition at the request of the department and subject to approval of the Human Resources Director. Such action will allow for the continued employment of the incumbent in their former position pending action on the proposed reclassifications.

If the Budget and Finance Committee or Budget and Appropriations Committee of the Board of Supervisors recommends a budget that reinstates positions that were deleted in the Mayor's Budget, the Controller and the Human Resources Director shall have the authority to continue to employ and pay the salaries of the reinstated positions until final enactment of the budget.

## **SECTION 5. Transfers of Functions and Duties.**

Where revenues for any fund or department are herein provided by transfer from any other fund or department, or where a duty or a performance has been transferred from one department to another, the Controller is authorized and directed to make the related transfer of funds, provided further, that where revenues for any fund or department are herein provided by transfer from any other fund or department in consideration of departmental services to be rendered, in no event shall such transfer of revenue be made in excess of the actual cost of such service.

Where a duty or performance has been transferred from one department to another or departmental reorganization is effected as provided in the Charter, in addition to any required transfer of funds, the Controller and Human Resources Director are authorized to make any personnel transfers or reassignments between the affected departments and appointing officers at a mutually convenient time, not to exceed 100 days from the effective date of the ordinance or Mayoral memorandum transferring the duty or function. The Controller, the Human Resources Director and Clerk of the Board of Supervisors, with assistance of the City Attorney, are hereby authorized and directed to make such changes as may be necessary to conform to all applicable ordinances to reflect said reorganization, transfer of duty or performance between departments.

### **SECTION 5.1 Agencies Organized Under One Department.**

Where one or more offices or agencies are organized under a single appointing officer or department head, the component units may continue to be shown as separate agencies for budgeting and accounting purposes to facilitate reporting. However, the entity shall be considered a single department for purposes of employee assignment and seniority, position transfers, and transfers of monies among funds within the department, and reappropriation of funds.

### **SECTION 5.2 Continuing Funds Appropriated.**

In addition to the amount provided from taxes, the Controller shall make available for expenditure the amount of actual receipts from special funds whose receipts are continuously appropriated as provided in the Municipal Codes.

### **SECTION 5.3 Multi-Year Revenues.**

In connection with money received in one fiscal year for departmental services to be performed in a subsequent year, the Controller is authorized to establish an account for depositing revenues that are applicable to the ensuing fiscal year. Said revenue shall be carried forward and become a part of the funds available for appropriation in said ensuing fiscal year.

### **SECTION 5.4 Contracting Funds.**

All money received in connection with contracts under which a portion of the moneys received is to be paid to the contractors and the remainder of the moneys received inures to the City shall be deposited in the Treasury.

(a) That portion of the money received that under the terms of the contract inures to the City shall be deposited to the credit of the appropriate fund.

(b) That portion of the money received that under the terms of the contracts is to be paid to the contractor shall be deposited in special accounts and is hereby appropriated for said purposes.

### **SECTION 5.5 Real Estate Services.**

Rents received from properties acquired or held in trust for specific purposes are hereby appropriated to the extent necessary for maintenance of said properties, including services of the General Services Agency.

Moneys received from lessees, tenants or operators of City-owned property for the specific purpose of real estate services relative to such leases or operating agreements are hereby appropriated to the extent necessary to provide such services.

### **SECTION 5.6 Collection Services.**

In any contracts for the collection of unpaid bills for services rendered to clients, patients, or both by the Department of Public Health in which said unpaid bills have not become delinquent pursuant to Article V of Chapter 10 of the Administrative Code, the Controller is hereby authorized to adjust the estimated revenues and expenditures of the various divisions and institutions of the Department of Public Health to record such recoveries. Any percentage of the amounts, not to exceed 25 percent, recovered from such unpaid bills by a contractor is hereby appropriated to pay the costs of said contract. The Controller is authorized and is hereby directed to establish appropriate accounts to record total collections and contract payments relating to such unpaid bills.

### **SECTION 5.7 Contract Amounts Based on Savings.**

When the terms of a contract provide for payment amounts to be determined by a percentage of cost savings or previously unrecognized revenues, such amounts as are actually realized from either said cost savings or unrecognized revenues are hereby appropriated to the extent necessary to pay contract amounts due. The Controller is authorized and is hereby directed to establish appropriate accounts to record such transactions.

## **SECTION 6. Bond Interest and Redemption.**

In the event that estimated receipts from other than utility revenues, but including amounts from ad-valorem taxes, shall exceed the actual requirements for bond interest and redemption, said excess shall be transferred to a General Bond Interest and Redemption Reserve account. The Bond Interest and Redemption Reserve is hereby appropriated to meet debt service requirements including printing of bonds, cost of bond rating services, funds due to the Internal Revenue Service, and the legal opinions approving the validity of bonds authorized to be sold not otherwise provided for herein.

Issuance, legal, and financial advisory service costs, including the reimbursement of departmental services in connection therewith, for debt instruments issued by the City, to the extent approved by the Board of Supervisors in authorizing the debt, may be paid from the proceeds of such debt and are hereby appropriated for said purposes.

To the extent bond rating fees are incurred and payable prior to the issuance of Board of Supervisors authorized Certificates of Participation due to unexpected changes in market conditions causing a delay in issuance, such fees may be paid from funds appropriated for annual Certificates of Participation debt service that exceed the actual requirements for bond interest and redemption.

## **SECTION 7. Allotment Controls.**

Since several items of expenditures herein appropriated are based on estimated receipts, income, or revenues which may not be fully realized, it shall be incumbent upon the Controller to establish a schedule of allotments, of such duration as the Controller may determine, under which the sums appropriated to the several departments shall be expended. The Controller shall revise such revenue estimates periodically. If such revised estimates indicate a shortage, the Controller shall hold in reserve an equivalent amount of the corresponding expenditure appropriations set forth herein until the collection of the amounts as originally estimated is assured, and in all cases where it is provided by the Charter that a specified or minimum tax shall be levied for any department the amount of appropriation herein provided derived from taxes shall not exceed the amount actually produced by the levy made for such department.

The Controller, in issuing payments or in certifying contracts, purchase orders, or other encumbrances pursuant to Section 3.105 of the Charter, shall consider only the allotted portions of appropriation items to be available for encumbrance or expenditure and shall not approve the incurring of liability under any allotment in excess of the amount of such allotment. In case of emergency or unusual circumstances which could not be anticipated at the time of allotment, an additional allotment for a period may be made on the recommendation of the department head and the approval of the Controller. After the allotment schedule has been established or fixed, as heretofore provided, it shall be unlawful for any department or officer to expend or cause to be expended a sum greater than the amount set forth for the particular activity in the allotment schedule so established, unless an additional allotment is made, as herein provided.

Allotments, liabilities incurred, and expenditures made under expenditure appropriations herein enumerated shall in no case exceed the amount of each such appropriation,

unless the same shall have been increased by transfers or supplemental appropriations made in the manner provided by Section 9.105 of the Charter.

#### **SECTION 7.1 Prior Year Encumbrances.**

The Controller is hereby authorized to establish reserves for the purpose of providing funds for adjustments in connection with liquidation of encumbrances and other obligations of prior years.

#### **SECTION 7.2 Equipment Purchases.**

Funds for the purchase of items of equipment having a value of over \$20,000 and a useful life of three years and over shall only be purchased from appropriations specifically provided for equipment or lease-purchased equipment, including equipment from capital projects. Departments may purchase additional or replacement equipment from previous equipment or lease-purchase appropriations, or from citywide equipment and other non-salary appropriations, with approval of the Mayor's Office and the Controller.

Where appropriations are made herein for the purpose of replacing automotive and other equipment, the equipment replaced shall be surrendered to the General Services Agency and shall be withdrawn from service on or before delivery to departments of the new automotive equipment. When the replaced equipment is sold, in lieu of being traded-in, the proceeds shall be deposited to a revenue account of the related fund. Provided, however, that so much of said proceeds as may be required to affect the purchase of the new equipment is hereby appropriated for the purpose. Funds herein appropriated for automotive equipment shall not be used to buy a replacement of any automobile superior in class to the one being replaced unless it has been specifically authorized by original appropriation ordinance.

Appropriations for equipment from current funds shall be construed to be annual appropriations and unencumbered balances shall lapse at the close of the fiscal year.

#### **SECTION 7.3 Enterprise Deficits.**

Funds appropriated herein to meet estimated enterprise deficits shall be made available to each such enterprise only to the extent that an actual deficit shall exist and not to exceed the amount herein provided. Any amount not required for the purpose of meeting an enterprise fund deficit shall be transferred back to the General Fund at the end of each fiscal year unless otherwise appropriated by ordinance.

#### **SECTION 7.4 Public Utilities Commission Debt Service.**

The San Francisco Public Utilities Commission shall, in coordination with the Controller's Office, record and report the use of debt service appropriations in their respective debt service funds consistent with the Schedule of Bond Redemption and Interest Statement included herein and as required pursuant to Governmental Accounting Standards Board (GASB) and Generally Accepted Accounting Principles (GAAP) accounting rules, requirements and practices. The Controller is hereby authorized to make all associated net-zero appropriation transfers to ensure compliant financial reporting.

#### **SECTION 8. Expenditure Estimates.**



Where appropriations are made for specific projects or purposes which may involve the payment of salaries or wages, the head of the department to which such appropriations are made, or the head of the department authorized by contract or interdepartmental order to make expenditures from each such appropriation, shall file with the Controller, when requested, an estimate of the amount of any such expenditures to be made during the ensuing period.

#### **SECTION 8.1 State and Federal Funds.**

The Controller is authorized to increase federal and state funds that may be claimed due to new General Fund expenditures appropriated by the Board of Supervisors. The Human Resources Director is authorized to add civil service positions required to implement the programs authorized by these funds. The Controller and the Human Resources Director shall report to the Board of Supervisors any actions taken under this authorization before the Board acts on the Annual Appropriation and Annual Salary Ordinances.

#### **SECTION 8.2 State and Federal Funding Restorations.**

If additional state or federal funds are allocated to the City to backfill state or federal reductions, the Controller shall backfill any funds appropriated to any program to the General Reserve.

#### **SECTION 8.3 Process for Addressing General Fund Revenue Shortfalls**

Upon receiving Controller estimates of revenue shortfalls that exceed the value of the General Reserve and any other allowances for revenue shortfalls in the adopted City budget, the Mayor shall inform the Board of Supervisors of actions to address this shortfall. The Board of Supervisors may adopt an ordinance to reflect the Mayor's proposal or alternative proposals in order to balance the budget.

#### **SECTION 9. Interdepartmental Services.**

The Controller is hereby authorized and directed to prescribe the method to be used in making payments for interdepartmental services in accordance with the provisions of Section 3.105 of the Charter, and to provide for the establishment of interdepartmental reserves which may be required to pay for future obligations which result from current performances. Whenever, in the judgment of the Controller, the amounts which have been set aside for such purposes are no longer required or are in excess of the amount which is then currently estimated to be required, the Controller shall transfer the amount no longer required to the fund balance of the particular fund of which the reserve is a part. Provided further that no expenditure shall be made for personnel services, rent, equipment, or capital outlay purposes from any interdepartmental reserve or work order fund without specific appropriation by the Board of Supervisors.

The amount detailed in departmental budgets for services of other City departments cannot be transferred to other spending categories without prior agreement from both the requesting and performing departments.

The Controller, pursuant to the provisions of Charter Section 3.105, shall review and may adjust charges or fees for services that may be authorized by the Board of Supervisors for

the administration of the Technology Marketplace. Such fees are hereby appropriated for that purpose.

#### **SECTION 10. Positions in the City Service.**

Department heads shall not make appointments to any office or position until the Controller shall certify that funds are available.

Funds provided herein for salaries or wages may, with the approval of the Controller, be used to provide for temporary employment when it becomes necessary to replace the occupant of a position while on extended leave without pay, or for the temporary filling of a vacancy in a budgeted position. The Controller is authorized to approve the use of existing salary appropriations within departments to fund permanent appointments of up to six months to backfill anticipated vacancies to ensure implementation of successful succession plans and to facilitate the transfer of mission critical knowledge. The Controller shall provide a report to the Board of Supervisors every six months enumerating permanent positions created under this authority.

Appointments to seasonal or temporary positions shall not exceed the term for which the Controller has certified the availability of funds.

The Controller shall be immediately notified of a vacancy occurring in any position.

#### **SECTION 10.1 Positions, Funds, and Transfers for Specific Purposes.**

Funds for personnel services may be transferred from any legally available source on the recommendation of the department head and approval by the City Administrator, Board, or Commission, for departments under their respective jurisdiction, and on authorization of the Controller with the prior approval of the Human Resources Director for:

- (a) Lump sum payments to officers, employees, police officers and fire fighters other than elective officers and members of boards and commissions upon death or retirement or separation caused by industrial accident for accumulated sick leave benefits in accordance with Civil Service Commission rules.
- (b) Payment of the supervisory differential adjustment, out of class pay, or other negotiated premium to employees who qualify for such adjustment provided that the transfer of funds must be made from funds currently available in departmental personnel service appropriations.
- (c) Payment of any legal salary or fringe benefit obligations of the City, including amounts required to fund arbitration awards.
- (d) The Controller is hereby authorized to adjust salary appropriations for positions administratively reclassified or temporarily exchanged by the Human Resources Director provided that the reclassified position and the former position are in the same functional area.

(e) Positions may be substituted or exchanged between the various salary appropriations or position classifications when approved by the Human Resources Director as long as said transfers do not increase total departmental personnel service appropriations.

(f) The Controller is hereby authorized and directed upon the request of a department head and the approval by the Mayor's Office to transfer from any legally available funds amounts needed to fund legally mandated salaries, fringe benefits, and other costs of City employees. Such funds are hereby appropriated for the purpose set forth herein.

(g) The Controller is hereby authorized to transfer any legally available funds to adjust salary and fringe benefit appropriations as required under reclassifications recommended by the Human Resources Director and approved by the Board of Supervisors in implementing the Management Compensation and Classification Plan.

Amounts transferred shall not exceed the actual amount required including the cost to the City of mandatory fringe benefits.

(h) Pursuant to California Labor Code Section 4850.4, the Controller is authorized to make advance payments from departments' salary accounts to employees participating in CalPERS who apply for disability retirement. Repayment of these advanced disability retirement payments from CalPERS and from employees are hereby appropriated to the departments' salary account.

(i) For purposes of defining terms in Administrative Code Section 3.18, the Controller is authorized to process transfers where such transfers are required to administer the budget through the following certification process: In cases where expenditures are reduced at the level of appropriation control during the Board of Supervisors phase of the budget process, the Chair of the Budget and Finance Committee, on recommendation of the Controller, may certify that such a reduction does not reflect a deliberate policy reduction adopted by the Board. The Mayor's Budget Director may similarly provide such a certification regarding reductions during the Mayor's phase of the budget process.

#### **SECTION 10.2 Professional Services Contracts.**

Funds appropriated for professional service contracts may be transferred to the account for salaries on the recommendation of the department head for the specific purpose of using City personnel in lieu of private contractors with the approval of the Human Resources Director and the Mayor and certification by the Controller that such transfer of funds would not increase the cost of government.

#### **SECTION 10.3 Surety Bond Fund Administration.**

The Controller is hereby authorized to allocate funds from capital project appropriations to the San Francisco Self-Insurance Surety Bond Fund, as governed by Administrative Code Section 10.100-317 and in accordance with amounts determined pursuant to Administrative Code Section 14B.16.

#### **SECTION 10.4 Salary Adjustments, Memoranda of Understanding (MOUs).**

The Controller is authorized and directed to transfer from the Salary and Benefits Reserve, or any legally available funds, amounts necessary to adjust appropriations for salaries and related mandatory fringe benefits of employees whose compensation is pursuant to Charter Sections A8.403 (Registered Nurses), A8.404 (Transit Operators), A8.409 (Miscellaneous Employees), A8.405 and A8.590-1 through A8.590-5 (Police and Firefighters), revisions to state law, or collective bargaining agreements adopted pursuant to the Charter or arbitration award. The Controller and Human Resources Director are further authorized and directed to adjust the rates of compensation to reflect current pay rates for any positions affected by the foregoing provisions.

Adjustments made pursuant to this section shall reflect only the percentage increase required to adjust appropriations to reflect revised salary and other pay requirements above the funding level established in the base and adopted budget of the respective departments.

The Controller is authorized and directed to transfer from reserves or any legally available funds amounts necessary to provide costs of non-salary benefits in ratified Memoranda of Understanding or arbitration awards or Board of Supervisors approved employee and retiree health and dental rates. The Controller's Office shall report to the Budget and Finance Committee or Budget and Appropriations Committee on the status of the Salary and Benefits Reserve, including amounts transferred to individual City departments and remaining Reserve balances, as part of the Controller's Six and Nine Month Budget Status Reports.

#### **SECTION 10.5 MOUs to be Reflected in Department Budgets.**

Should the City adopt an MOU with a recognized employee bargaining organization during the fiscal year which has fiscal effects, the Controller is authorized and directed to reflect the budgetary impact of said MOU in departmental appropriations by transferring amounts to or from the Salary and Benefits Reserve, or, for self-supporting or restricted funds, to or from the respective unappropriated fund balance account. All amounts transferred pursuant to this section are hereby appropriated for that purpose.

#### **SECTION 10.6 Funding Memoranda of Understanding (MOUs).**

Whenever the Board of Supervisors has ratified by ordinance or resolution Memoranda of Understanding with recognized employee organizations or an arbitration award has become effective, and said memoranda or award contains provisions requiring the expenditure of funds, the Controller, on the recommendation of the Human Resources Director, shall reserve sufficient funds to comply with such provisions and such funds are hereby appropriated for such purposes. The Controller is hereby authorized to make such transfers from funds hereby reserved or legally available as may be required to make funds available to departments to carry out the purposes required by the Memoranda of Understanding or arbitration award.

#### **SECTION 10.7 Fringe Benefit Rate Adjustments.**

Appropriations herein made for fringe benefits may be adjusted by the Controller to reflect revised amounts required to support adopted or required contribution rates. The Controller is authorized and is hereby directed to transfer between departmental

appropriations and the General Reserve or other unappropriated balance of funds any amounts resulting from adopted or required contribution rates and such amounts are hereby appropriated to said accounts.

When the Controller determines that prepayment of the employer share of pension contributions is likely to be fiscally advantageous, the Controller is authorized to adjust appropriations and transfers in order to make and reconcile such prepayments.

#### **SECTION 10.8 Police Department Uniformed Positions.**

Positions in the Police Department for each of the various ranks that are filled based on the educational attainment of individual officers may be filled interchangeably at any level within the rank (e.g., Patrol Officer Q2, Q3 or Q4, Sergeant Q50, Q51, Q52). The Controller and Human Resources Director are hereby authorized to adjust payrolls, salary ordinances, and other documents, where necessary, to reflect the current status of individual employees; provided however, that nothing in this section shall authorize an increase in the total number of positions allocated to any one rank or to the Police Department.

#### **SECTION 10.9 Holidays, Special Provisions.**

Whenever the Mayor formally declares that any day is a holiday for City employees under the terms of a Memorandum of Understanding, the Controller, with the approval of the Mayor's Office, is hereby authorized to make such transfer of funds not to exceed the actual cost of said holiday from any legally available funds.

#### **SECTION 10.10 Litigation Reserve, Payments.**

The Controller is authorized and directed to transfer from the Reserve for Litigation Account for General Fund supported departments or from any other legally available funds for other funds, amounts required to make payments required to settle litigation against the City that has been recommended by the City Attorney and approved by the Board of Supervisors in the manner provided in the Charter. Such funds are hereby appropriated for the purposes set forth herein.

Amounts required to pay settlements of claims or litigation involving the Public Utilities Commission are hereby appropriated from the Public Utilities Commission Wastewater Enterprise fund balance or the Public Utilities Commission Water Enterprise fund balance, as appropriate, for the purpose of paying such settlements following final approval of those settlements by resolution or ordinance.

#### **SECTION 10.11 Changes in Health Services Eligibility.**

Should the Board of Supervisors amend Administrative Code Section 16.700 to change the eligibility in the City's Health Service System, the Controller is authorized and directed to transfer from any legally available funds or the Salary and Fringe Reserve for the amount necessary to provide health benefit coverage not already reflected in the departmental budgets.

#### **Section 10.12 Workers' Compensation Alternative Dispute Resolution Program**

Resolutions 85-19 and 86-19 authorized the Department of Human Resources to enter Workers' Compensation Alternative Dispute Resolution (ADR) Labor-Management Agreements with the San Francisco Firefighters' Association, Local 798, and San Francisco Police Officers Association, respectively. These Agreements require the City to allocate an amount equal to 50% of the ADR program estimated net savings, as determined by actuarial report, for the benefit of active employees. The Controller is authorized and directed to transfer from any legally available funds the amount necessary to make the required allocations. This provision will terminate if the parties agree to terminate the Agreements.

#### **SECTION 11. Funds Received for Special Purposes, Trust Funds.**

The Controller is hereby authorized and directed to continue the existing special and trust funds, revolving funds, and reserves. The receipts in and expenditures from each such fund are hereby appropriated in accordance with law and the conditions under which each such fund was established.

The Controller is hereby authorized and directed to set up additional special and trust funds and reserves as may be created either by additional grants and bequests or under other conditions, and the receipts in each fund are hereby appropriated in accordance with law for the purposes and subject to the conditions under which each such fund is established.

#### **SECTION 11.1 Special and Trust Funds Appropriated; Approval of Certain Grant Agreements under Charter Section 9.118**

Whenever the City and County of San Francisco shall receive for a special purpose from the United States of America, the State of California, or from any public or semi-public agency, or from any private person, firm or corporation, any moneys, or property to be converted into money, the Controller shall establish a special fund or account evidencing the said moneys so received and specifying the special purposes for which they have been received and for which they are held. Said account or fund shall be maintained by the Controller as long as any portion of said moneys or property remains.

Recurring grant funds which are detailed in departmental budget submissions and approved by the Mayor and Board of Supervisors in the annual budget shall be deemed to have met the requirements of Administrative Code Section 10.170 for the approval to apply for, receive, and expend said funds and shall be construed to be funds received for a specific purpose as set forth in this section. Where the amount of a recurring grant that is detailed in a departmental budget submission exceeds \$1 million or the duration exceeds ten years, the grant agreement shall be deemed approved by the Board of Supervisors under Charter Section 9.118. Positions specifically approved by granting agencies in said grant awards may be filled as though said positions were included in the annual budget and Annual Salary Ordinance, provided however that the tenure of such positions shall be contingent on the continued receipt of said grant funds. Individual grants may be adjusted by the Controller to reflect actual awards made if granting agencies increase or decrease the grant award amounts estimated in budget submissions.

The expenditures necessary from said funds or said accounts as created herein, in order to carry out the purpose for which said moneys or orders have been received or for which said accounts are being maintained, shall be approved by the Controller and said expenditures are hereby appropriated in accordance with the terms and conditions under which said moneys or orders have been received by the City, and in accordance with the conditions under which said funds are maintained.

The Controller is authorized to adjust transfers to the San Francisco Capital Planning Fund, established by Administrative Code Section 10.100-286, to account for final capital project planning expenditures reimbursed from approved sale of bonds and other long term financing instruments.

#### **SECTION 11.2 Insurance Recoveries.**

Any moneys received by the City pursuant to the terms and conditions of any insurance policy are hereby appropriated and made available to the general City or specific departments for associated costs or claims.

#### **SECTION 11.3 Bond Premiums.**

Premiums received from the sale of bonds are hereby appropriated for bond interest and redemption purposes of the issue upon which it was received.

#### **SECTION 11.4 Ballot Arguments.**

Receipts in and expenditures for payment for the printing of ballot arguments, are hereby appropriated.

#### **SECTION 11.5 Tenant Overtime.**

Whenever employees of departments are required to work overtime on account of services required by renters, lessees, or tenants of City-owned or occupied properties, or recipients of services from City departments, the cost of such overtime employment shall be collected by the departments from the requesters of said services and shall be deposited with the Treasurer to the credit of departmental appropriations. All moneys deposited therein are hereby appropriated for such purpose.

#### **SECTION 11.6 Refunds.**

The Controller is hereby authorized and directed to set up appropriations for refunding amounts deposited in the Treasury in excess of amounts due, and the receipts and expenditures from each are hereby appropriated in accordance with law. Whereby state statute, local ordinance, or court order, interest is payable on amounts to be refunded, in the absence of appropriation therefore, such interest is herewith appropriated from the unappropriated interest fund or interest earnings of the fund involved. The Controller is authorized, and funds are hereby appropriated, to refund overpayments and any mandated interest or penalties from state, federal, or local agencies when audits or other financial analyses determine that the City has received payments in excess of amounts due.

#### **SECTION 11.7 Arbitrage.**

The Controller is hereby authorized and directed to refund excess interest earnings on bond proceeds (arbitrage) when such amounts have been determined to be due and payable under applicable Internal Revenue Service regulations. Such arbitrage refunds shall be charged in the various bond funds in which the arbitrage earnings were recorded and such funds are hereby appropriated for the purpose.

If bond indentures or fiscal agent agreements require interest earnings to be used to offset annual lease financing payments, the Controller is authorized to make payments to the IRS from annual budget appropriations for lease payments based on expected savings amounts.

#### **SECTION 11.8 Damage Recoveries and Restitution.**

Moneys received as payment for damage to City-owned property and equipment are hereby appropriated to the department concerned to pay the cost of repairing such equipment or property. Moneys received as payment for liquidated damages in a City-funded project are appropriated to the department incurring costs of repairing or abating the damages. Any excess funds, and any amount received for damaged property or equipment which is not to be repaired shall be credited to a related fund.

Moneys received as restitution in a criminal proceeding to reimburse the City for losses caused by an employee or third party are appropriated to the departments that incurred the losses.

#### **SECTION 11.9 Purchasing Damage Recoveries.**

That portion of funds received pursuant to the provisions of Administrative Code Section 21.33 - failure to deliver article contracted for - as may be needed to affect the required procurement are hereby appropriated for that purpose and the balance, if any, shall be credited to the related fund.

#### **SECTION 11.10 Off-Street Parking Guarantees.**

Whenever the Board of Supervisors has authorized the execution of agreements with corporations for the construction of off-street parking and other facilities under which the City guarantees the payment of the corporations' debt service or other payments for operation of the facility, it shall be incumbent upon the Controller to reserve from parking meter or other designated revenues sufficient funds to provide for such guarantees. The Controller is hereby authorized to make payments as previously guaranteed to the extent necessary and the reserves approved in each Annual Appropriation Ordinance are hereby appropriated for the purpose. The Controller shall notify the Board of Supervisors annually of any payments made pursuant to this Section.

#### **SECTION 11.11 Hotel Tax – Special Situations.**

The Controller is hereby authorized and directed to make such interfund transfers or other adjustments as may be necessary to conform budget allocations to the requirements of the agreements and indentures of the 1994 Lease Revenue and/or San Francisco Redevelopment Agency Hotel Tax Revenue Bond issues.

#### **SECTION 11.12 Local Transportation Agency Fund.**



Local transportation funds are hereby appropriated pursuant to the Government Code.

**SECTION 11.13 Insurance.**

The Controller is hereby authorized to transfer to the Risk Manager any amounts indicated in the budget estimate and appropriated hereby for the purchase of insurance or the payment of insurance premiums.

**SECTION 11.14 Grants to Departments of Disability and Aging Services, Child Support Services, Homelessness and Supportive Housing, and Children, Youth and Their Families**

The Department of Disability and Aging Services and the Department of Child Support Services are authorized to receive and expend available federal and state contributions and grant awards for their target populations. The Controller is hereby authorized and directed to make the appropriate entries to reflect the receipt and expenditure of said grant award funds and contributions. The Department of Homelessness and Supportive Housing is authorized to apply surpluses among subgrants within master HUD grants to shortfalls in other subgrants. The Department of Children, Youth and Their Families is authorized to receive and expend funds in instances where funds from grants appropriated herein are not fixed and exceed the estimates contained in the budget.

**SECTION 11.15 FEMA, OES, Other Reimbursements.**

Whenever the City recovers funds from any federal or state agency as reimbursement for the cost of damages resulting from earthquakes and other disasters for which the Mayor has declared a state of emergency, such funds are hereby appropriated for the purpose. The Controller is authorized to transfer such funds to the credit of the departmental appropriation which initially incurred the cost, or, if the fiscal year in which the expenses were charged has ended, to the credit of the fund which incurred the expenses. Revenues received from other governments as reimbursement for mutual aid provided by City departments are hereby appropriated for services provided.

Whenever the City is required to designate agents authorized to obtain state or federal disaster and emergency assistance funding, the Mayor and Board of Supervisors designate the Executive Director of the Department of Emergency Management, the Controller, and the Deputy Controller to be the agents authorized to execute agreements for and on behalf of the City, for disaster and emergency assistance funding from State and federal agencies, for all open and future disasters.

Any remaining balances in the Give2SF-COVID-19 Fund, including amounts from previously identified and unidentifiable donors, are hereby appropriated for COVID-19 related costs and programs. Give2SF-COVID-19 Donation balances and uses of funds shall be included in the San Francisco Disaster and Emergency Response and Recovery Fund annual report to the Board of Supervisors, pursuant to Administrative Code Sec. 10.100-100(d).

**SECTION 11.16 Interest on Grant Funds.**

Whenever the City earns interest on funds received from the State of California or the federal government and said interest is specifically required to be expended for the purpose for which the funds have been received, said interest is hereby appropriated in accordance with the terms under which the principal is received and appropriated.

**SECTION 11.17 Treasurer – Banking Agreements.**

Whenever the Treasurer finds that it is in the best interest of the City to use either a compensating balance or fee for service agreement to secure banking services that benefit all participants of the pool, any funds necessary to be paid for such agreement are to be charged against interest earnings and such funds are hereby appropriated for the purpose.

The Treasurer may offset banking charges that benefit all participants of the investment pool against interest earned by the pool. The Treasurer shall allocate other bank charges and credit card processing to departments or pool participants that benefit from those services. The Controller may transfer funds appropriated in the budget to General Fund departments as necessary to support allocated charges.

**SECTION 11.18 City Buildings–Acquisition with Certificates of Participation (COPs).**

Receipts in and expenditures from accounts set up for the acquisition and operation of City-owned buildings including, but not limited to 25 Van Ness Avenue and 1660 Mission Street, are hereby appropriated for the purposes set forth in the various bond indentures through which said properties were acquired.

**SECTION 11.19 Generally Accepted Principles of Financial Statement Presentation.**

The Controller is hereby authorized to make adjustments to departmental budgets as part of the year-end closing process to conform amounts to the Charter provisions and generally accepted principles of financial statement presentation, and to implement new accounting standards issued by the Governmental Accounting Standards Board and other changes in generally accepted accounting principles.

**SECTION 11.20 Fund Balance Reporting and Government Fund Type Definitions.**

The Controller is authorized to establish or adjust fund type definitions for restricted, committed or assigned revenues and expenditures, in accordance with the requirements of Governmental Accounting Standards Board Statement 54. These changes will be designed to enhance the usefulness of fund balance information by providing clearer fund balance classifications that can be more consistently applied and by clarifying the existing governmental fund type definitions. Reclassification of funds shall be reviewed by the City's outside auditors during their audit of the City's financial statements.

**SECTION 11.21 State Local Public Safety Fund.**

Amounts received from the State Local Public Safety Fund (Sales Taxes) for deposit to the Public Safety Augmentation Fund shall be transferred to the General Fund for use in meeting eligible costs of public safety as provided by state law and said funds are appropriated for said purposes.

Said funds shall be allocated to support public safety department budgets, but not specific appropriation accounts, and shall be deemed to be expended at a rate of 75% of eligible departmental expenditures up to the full amount received. The Controller is hereby directed to establish procedures to comply with state reporting requirements.

#### **SECTION 11.22 Health Care Security Ordinance Agency Fund.**

Irrevocable health care expenditures made to the City by employers on behalf of their employees pursuant to the provisions of Labor & Employment Code Articles 21 and 121, the Health Care Security Ordinance and the Health Care Accountability Ordinance are maintained in the Health Care Security Ordinance Fund, an agency fund maintained by the City for the benefit of City Option account holders. Interest earnings in the fund are hereby appropriated for the administrative costs incurred to manage participant accounts.

#### **SECTION 11.23 Affordable Housing Loan Repayments and Interest Earnings.**

Loan repayments, proceeds of property sales in cases of defaulted loans, and interest earnings in special revenue funds designated for affordable housing are hereby appropriated for affordable housing program expenditures, including payments from loans made by the former San Francisco Redevelopment Agency and transferred to the Mayor's Office of Housing and Community Development, the designated housing successor agency. Expenditures shall be subject to the conditions under which each such fund was established.

#### **SECTION 11.24 Development Agreement Implementation Costs.**

The Controller is hereby authorized to appropriate reimbursements of City costs incurred to implement development agreements approved by the Board of Supervisors, including but not limited to City staff time, consultant services, and associated overhead costs to conduct plan review, inspection, and contract monitoring, and to draft, negotiate, and administer such agreements. This provision does not apply to development impact fees or other payments approved in a development agreement, which shall be appropriated by the Board of Supervisors.

#### **SECTION 11.25 Housing Trust Fund.**

The Controller is hereby authorized to adjust appropriations as necessary to implement the movement of Housing Trust Fund revenues and expenditures from the General Fund to a special revenue fund.

The Controller shall account for appropriation of \$17,600,000 for eligible affordable housing projects in fiscal year 2021-22 as an advance of future year Housing Trust Fund allocations, and shall credit such advance against required appropriations to that fund for a period of five years, beginning in fiscal year 2023-24, in an annual amount of \$3,520,000.

#### **SECTION 11.26 Refuse Rate Order Changes.**

The Controller is authorized to adjust appropriations from the Solid Waste Impound Account to reconcile with the final adopted refuse rate order established by the Refuse Rate Board, provided that such adjustments shall not result in a total increase in appropriations from the fund.

## **SECTION 12. Special Situations.**

### **SECTION 12.1 Revolving Funds.**

Surplus funds remaining in departmental appropriations may be transferred to fund increases in revolving funds up to the amount authorized by the Board of Supervisors by ordinance.

### **SECTION 12.2 Interest Allocations.**

Interest shall not be allocated to any special, enterprise, or trust fund or account unless said allocation is required by Charter, state law, or specific provision in the legislation that created said fund. Any interest earnings not allocated to special, enterprise or trust funds or accounts shall be credited, by the Controller, to General Fund Unallocated Revenues.

### **SECTION 12.3 Property Tax.**

Consistent with state Teeter Plan requirements, the Board of Supervisors elects to continue the alternative method of distribution of tax levies and collections in accordance with Revenue and Taxation Code Section 4701. The Board of Supervisors directs the Controller to maintain the Teeter Tax Losses Reserve Fund at an amount not less than 1% of the total of all taxes and assessments levied on the secured roll for that year for participating entities in the county as provided by Revenue and Taxation Code Section 4703. The Board of Supervisors authorizes the Controller to make timely property tax distributions to the Office of Community Investment and Infrastructure, the Treasure Island Development Authority, and City Infrastructure Financing Districts as approved by the Board of Supervisors through the budget, through development pass-through contracts, through tax increment allocation pledge agreements and ordinances, and as mandated by State law.

The Controller is authorized to adjust the budget to conform to assumptions in final approved property tax rates and to make debt service payments for approved general obligation bonds accordingly.

The Controller is authorized and directed to recover costs from the levy, collection, and administration of property taxes. The tax rate for the City's General Obligation Bond Fund, approved annually by resolution of the Board of Supervisors, includes a collection fee of 0.25% of the fund collected for the purpose of the General Obligation Bond debt service. An amount sufficient to pay this fee is hereby appropriated within the General Obligation Bond Fund and the Controller is hereby authorized to pay this fee into the General Fund from the General Obligation Bond Fund.

### **SECTION 12.4 New Project Reserves.**

Where the Board of Supervisors has set aside a portion of the General Reserve for a new project or program approved by a supplemental appropriation, any funds not required for the approved supplemental appropriation shall be returned to the General Fund General Reserve by the Controller. The Controller is authorized to allocate project budgets appropriated in Citywide accounts to the department where the expense will be incurred.

**SECTION 12.5 Aid Payments.**

Aid paid from funds herein provided and refunded during the fiscal year hereof shall be credited to, and made available in, the appropriation from which said aid was provided.

**SECTION 12.6 Department of Public Health Transfer Payments, Indigent Health Revenues, and Realignment Funding to Offset for Low Income Health Programs.**

To more accurately reflect the total net budget of the Department of Public Health, this ordinance shows net revenues received from certain state and federal health programs. Funds necessary to participate in such programs that require transfer payments are hereby appropriated. The Controller is authorized to defer surplus transfer payments, indigent health revenues, and Realignment funding to offset future reductions or audit adjustments associated with funding allocations for health services for low income individuals.

**SECTION 12.7 Municipal Transportation Agency.**

Consistent with the provisions of Article VIIIA of the Charter, the Controller is authorized to make such transfers and reclassification of accounts necessary to properly reflect the provision of central services to the Municipal Transportation Agency in the books and accounts of the City. No change can increase or decrease the overall level of the City's budget.

**SECTION 12.8 Treasure Island Authority.**

Should the Treasure Island property be conveyed and deed transferred from the federal government, the Controller is hereby authorized to make budgetary adjustments necessary to ensure that there is no General Fund impact from this conveyance, and that expenditures of special assessment revenues conform to governmental accounting standards and requirements of the special assessment as adopted by voters and approved by the Board of Supervisors.

**SECTION 12.9 Hetch Hetchy Power Stabilization Fund.**

Hetch Hetchy has entered into a long-term agreement to purchase a fixed amount of power. Any excess power from this contract will be sold back to the power market.

To limit Hetch Hetchy's risk from adverse market conditions in the future years of the contract, the Controller is authorized to establish a power stabilization account that reserves any excess revenues from power sales in the early years of the contract. These funds may be used to offset potential losses in the later years of the contract. The balance in this fund may be reviewed and adjusted annually.

The power purchase amount reflected in the Public Utility Commission's expenditure budget is the net amount of the cost of power purchased for Hetch Hetchy use. Power purchase appropriations may be increased by the Controller to reflect the pass through costs of power purchased for resale under long-term fixed contracts previously approved by the Board of Supervisors.

**SECTION 12.10 Closure of Special Funds, Projects, and Accounts**

In accordance with Administrative Code Section 10.100-1(d), if there has been no expenditure activity for the past two fiscal years, a special fund or project can be closed and repealed. The Controller is hereby authorized and directed to reconcile and balance funds, projects and accounts, and to close completed projects. The Controller is directed to create a clearing account for the purpose of balancing surpluses and deficits in such funds, projects and accounts, and funding administrative costs incurred to perform such reconciliations.

This budget ordinance appropriates fund balance from active project closeouts in continuing funds in the General Fund and a number of special revenue and enterprise funds. The Controller is directed to deappropriate projects to realize the fund balance used as a source in the adopted budget.

#### **SECTION 12.11 Charter-Mandated Baseline Appropriations.**

The Controller is authorized to increase or reduce budgetary appropriations as required by the Charter for baseline allocations to align allocations to the amounts required by formula based on actual revenues received during the fiscal year. Departments must obtain Board of Supervisors' approval prior to any expenditure supported by increasing baseline allocations as required under the Charter and the Municipal Code.

#### **SECTION 12.12 Parking Tax Allocation.**

The Controller is authorized to increase or decrease final budgetary allocation of parking tax in-lieu transfers to reflect actual collections to the Municipal Transportation Agency. The Municipal Transportation Agency must obtain Board of Supervisors' approval prior to any expenditure supported by allocations that accrue to the Agency that are greater than those already appropriated in the Annual Appropriation Ordinance.

#### **SECTION 12.13 Former Redevelopment Agency Funds.**

Pursuant to Board of Supervisors Ordinance 215-12, the Successor Agency to the San Francisco Redevelopment Agency (also known as the Office of Community Investment and Infrastructure, or OCII) is a separate legal entity from the City and its budget is subject to separate approval by resolution of the Board of Supervisors. The Controller is authorized to transfer funds and appropriation authority between and within accounts related to former San Francisco Redevelopment Agency (SFRA) fund balances to serve the accounting requirements of the OCII, the Port, the Mayor's Office of Housing and Community Development and the City Administrator's Office and to comply with state requirements and applicable bond covenants.

The Purchaser is authorized to allow the OCII and departments to follow applicable contracting and purchasing procedures of the former SFRA and waive inconsistent provisions of the San Francisco Administrative Code when managing contracts and purchasing transactions related to programs formerly administered by the SFRA.

If, during the course of the budget period, the OCII requests departments to provide additional services beyond budgeted amounts and the Controller determines that the Successor Agency has sufficient additional funds available to reimburse departments for

such additional services, the departmental expenditure authority to provide such services is hereby appropriated.

When 100% of property tax increment revenues for a redevelopment project area are pledged based on an agreement that constitutes an enforceable obligation, the Controller will increase or decrease appropriations to match actual revenues realized for the project area.

The Mayor's Office of Housing and Community Development is authorized to act as the fiscal agent for the Public Initiatives Development Corporation (PIDC) and receive and disburse PIDC funds as authorized by the PIDC bylaws and the PIDC Board of Directors.

#### **SECTION 12.14 CleanPowerSF.**

CleanPowerSF customer payments and all other associated revenues deposited in the CleanPowerSF special revenue fund are hereby appropriated in the amounts actually received by the City in each fiscal year. The Controller is authorized to disburse the revenues appropriated by this section as well as those appropriated yet unspent from prior fiscal years to pay power purchase obligations and other operating costs as provided in the program plans and annual budgets, as approved by the Board of Supervisors for the purposes authorized therein.

#### **SECTION 12.15 Unclaimed Funds Escheatment Noticing & Accounting Procedures**

Pursuant to Government Code Sections 50055 and 50057, the Board of Supervisors authorizes the Treasurer to transfer to the General Fund without publication of a notice in a newspaper the following amounts that remain unclaimed in the treasury of the City or in the official custody of an officer of the City for a period of at least one year: (1) any individual items of less than \$15; and (2) any individual items of \$5,000 or less if the depositor's name is unknown. The Treasurer shall notify the Controller of transfers performed using this authorization.

#### **SECTION 12.16 City Attorney Gifts and Grants for Federal Response**

The City Attorney is authorized to accept and expend gifts or grants of funds and gifts of in-kind services, including but not limited to in-kind outside counsel services and expert consultant or witness services, to support the City Attorney's legal advice, advocacy, and litigation in preparation for or response to policies, actions, threats, and other decisions by the federal government. The City Attorney shall report all such grants and gifts to the Controller and the Mayor's Budget Office, in addition to any other applicable reporting requirements in the Administrative Code and the Campaign and Governmental Conduct Code.

#### **SECTION 14. Departments.**

The term department as used in this ordinance shall mean department, bureau, office, utility, agency, board, or commission, as the case may be. The term department head as used herein shall be the chief executive duly appointed and acting as provided in the Charter. When one or more departments are reorganized or consolidated, the former entities may be displayed as separate units, if, in the opinion of the Controller, this will facilitate accounting or reporting.

(a) The Public Utilities Commission shall be considered one entity for budget purposes and for disbursement of funds within each of the enterprises. The entity shall retain its enterprises, including Water, Hetch Hetchy, Wastewater, and the Public Utilities Commission, as separate utility fund enterprises under the jurisdiction of the Public Utilities Commission and with the authority provided by the Charter. This section shall not be construed as a merger or completion of the Hetch Hetchy Project, which shall not be deemed completed until a specific finding of completion has been made by the Public Utilities Commission. The consolidated agency will be recognized for purposes of determining employee seniority, position transfers, budgetary authority, and transfers or reappropriation of funds.

(b) There shall be a General Services Agency, headed by the City Administrator, including the Department of Telecommunication and Information Services, and the Department of Administrative Services. The City Administrator shall be considered one entity for budget purposes and for disbursement of funds.

(c) There shall be a Human Services Agency, which shall be considered one entity for budget purposes and for disbursement of funds. Within the Human Services Agency shall be two departments: (1) the Department of Human Services, under the Human Services Commission, and (2) the Department of Disability and Aging Services ("DAAS"), under the Disability and Aging Services Commission, which includes Adult Protective Services, the Public Administrator/Public Guardian, the Mental Health Conservator, the Department of Disability and Aging Services, the County Veterans' Service Officer, and the In-Home Supportive Services Program. This budgetary structure does not affect the legal status or structure of the two departments. The Human Resources Director and the Controller are authorized to transfer employees, positions, and funding in order to effectuate the transfer of the program from one department to the other. The consolidated agency will be recognized for purposes of determining employee seniority, position transfers, budgetary authority and transfers or reappropriation of funds.

The departments within the Human Services Agency shall coordinate with each other and with the Disability and Aging Services Commission to improve delivery of services, increase administrative efficiencies and eliminate duplication of efforts. To this end, they may share staff and facilities. This coordination is not intended to diminish the authority of the Disability and Aging Services Commission over matters under the jurisdiction of the Commission.

The Director of the Disability and Aging Services Commission also may serve as the department head for DAAS, and/or as a deputy director for the Department of Human Services, but shall receive no additional compensation by virtue of an additional appointment. If an additional appointment is made, it shall not diminish the authority of the Disability and Aging Services Commission over matters under the jurisdiction of the Commission.

(d) There shall be a Film, Grants, and Arts Agency (FGAA), whose formal name shall be determined at a later date, which shall be considered one entity for budget purposes



and for disbursement of funds. Within the FGAA shall be two departments and one division of the General Services Agency: (1) the Arts Commission department, led by the Director of Cultural Affairs under its Commission, (2) the Film Commission department, led by the Executive Director under its Commission, and (3) Grants for the Arts (“GFTA”), under the Director. This budgetary structure does not affect the legal status or structure of the two departments or GFTA. The Human Resources Director and the Controller are authorized to transfer employees, positions, and funding in order to effectuate the transfer of the program from one department or division to the other. The consolidated agency will be reorganized for purposes of determining employee seniority, position transfers, budgetary authority and transfers or reappropriation of funds.

The Director of the Agency, appointed by the Mayor, will lead the FGAA. The Director will ensure that the departments and division within the Agency shall coordinate with each other to improve delivery of services to and for artists and the arts, increase administrative efficiencies and eliminate duplication of efforts. To this end, they may share staff and facilities. This coordination is not intended to diminish the authority of the two commissions—the Arts Commission and the Film Commission—over matters under their respective jurisdictions.

(e) There shall be an Agency for Human Rights, which shall be considered one entity for budget purposes and for disbursement of funds. Within the Agency shall be two departments: (1) the Human Rights Commission, led by the Executive Director under its Commission, and (2) the Department on the Status of Women, led by the Director under the Commission on the Status of Women. This budgetary structure does not affect the legal status or structure of the two departments. The Human Resources Director and the Controller are authorized to transfer employees, positions, and funding in order to effectuate the transfer of the program from one department or division to the other. The consolidated agency will be reorganized for purposes of determining employee seniority, position transfers, budgetary authority and transfers or reappropriation of funds.

The Executive Director of the Human Rights Commission will lead the Agency for Human Rights. The Executive Director will ensure that the departments within the Agency shall coordinate with each other to improve delivery of services, increase administrative efficiencies, and eliminate duplication of efforts. To this end, they may share staff and facilities. This coordination is not intended to diminish the authority of the two commissions—the Human Rights Commission and the Commission on the Status of Women—over matters under their respective jurisdictions.

Neither the Executive Director of the Human Rights Commission nor the Director of the Department on the Status of Women shall receive additional compensation by virtue of their role in the Agency.

(f) The Local Agency Formation Commission (LAFCo) is a separate legal entity established under state law and is not a department or agency of the City. Because the City has a legal obligation to provide funds to LAFCo, this ordinance includes an appropriation for that purpose. Although LAFCo is not part of the Board of Supervisors or subject to the Board’s oversight and direction, this ordinance includes appropriations to

LAFCo in the Board of Supervisors budget for administrative reasons related to the format of this ordinance. Any transfers of funds to LAFCo from other appropriations in the budget are prohibited without approval by a subsequent ordinance. City staff, including but not limited to the Clerk of the Board of Supervisors, may not perform work for LAFCo, except as authorized by a memorandum of understanding between the City and LAFCo, subject to any required approvals.

#### **SECTION 15. Travel Reimbursement and Cell Phone Stipends.**

The Controller shall establish rules for the payment of all amounts payable for travel for officers and employees, and for the presentation of such vouchers as the Controller shall deem proper in connection with expenditures made pursuant to this Section. No allowance shall be made for traveling expenses provided for in this ordinance unless funds have been appropriated or set aside for such expenses in accordance with the provisions of the Charter.

The Controller may advance the sums necessary for traveling expenses, but proper account and return must be made of said sums so advanced by the person receiving the same within ten days after said person returns to duty in the City, and failure on the part of the person involved to make such accounting shall be sufficient cause for the Controller to withhold from such persons pay check or checks in a sum equivalent to the amount to be accounted.

In consultation with the Human Resources Director, the Controller shall establish rules and parameters for the payment of monthly stipends to officers and employees who use their own cells phones to maintain continuous communication with their workplace, and who participate in a Citywide program that reduces costs of City-owned cell phones.

#### **SECTION 15.1 State of California Travel Program.**

To ensure cost effective rates and charges and reduce administrative burdens and costs associated with expense reimbursement for City business-related travel and field expenses, the Controller's Office is authorized to implement rules and regulations required of departments that participate in the State of California's Statewide Travel Program, administered by the California Department of General Services, which provides access to state-negotiated rates with hotel, airline, and car rental providers in adherence with the state's competitive procurement solicitation and contract award rules and regulations. In compliance with rules and regulations established by the Controller, which may be updated from time to time, departments are permitted to participate in the State of California Travel Program as per the pre-established terms and conditions required by the State for local governments. The Controller's Accounting Policies and Procedures manual shall include the State of California Travel Program rules and regulations. This provision shall satisfy San Francisco Administrative Code approval, including Section 21.16 Use of Purchasing Agreements and Reciprocal Agreements with Other Public and Non-Profit Agencies, for travel and related services procured through the State of California Travel Program.

#### **SECTION 16. Contributed Revenue Reserve and Audit and Adjustment Reserve.**

The Controller is hereby authorized to establish a Contributed Revenue and Adjustment Reserve to accumulate receipts in excess of those estimated revenues or unexpended appropriations stated herein. Said reserve is established for the purpose of funding the budget of the subsequent year, and the receipts in this reserve are hereby appropriated for said purpose. The Controller is authorized to maintain an Audit and Adjustment Reserve to offset audit adjustments and to balance expenditure accounts to conform to year-end balancing and year-end close requirements.

#### **SECTION 17. Airport Service Payment.**

The moneys received from the Airport's revenue fund as the Annual Service Payment provided in the Airline-Airport Lease and Use Agreement are in satisfaction of all obligations of the Airport Commission for indirect services provided by the City to the Commission and San Francisco International Airport and constitute the total transfer to the City's General Fund.

The Controller is hereby authorized and directed to transfer to the City's General Fund from the Airport revenue fund with the approval of the Airport Commission funds that constitute the annual service payment provided in the Airline - Airport Lease and Use Agreement in addition to the amount stated in the Annual Appropriation Ordinance.

On the last business day of the fiscal year, unless otherwise directed by the Airport Commission, the Controller is hereby authorized and directed to transfer all moneys remaining in the Airport's Contingency Account to the Airport's Revenue Fund. The Controller is further authorized and directed to return such amounts as were transferred from the Contingency Account, back to the Contingency Account from the Revenue Fund Unappropriated Surplus on the first business day of the succeeding fiscal year, unless otherwise directed by the Airport Commission.

#### **SECTION 18. Pooled Cash, Investments.**

The Treasurer and Controller are hereby authorized to transfer available fund balances within pooled cash accounts to meet the cash management of the City, provided that special and non-subsidized enterprise funds shall be credited interest earnings on any funds temporarily borrowed therefrom at the rate of interest earned on the City Pooled Cash Fund. No such cash transfers shall be allowed where the investment of said funds in investments such as the pooled funds of the City is restricted by law.

#### **SECTION 19. Matching Funds for Federal or State Programs.**

Funds contributed to meet operating deficits or to provide matching funds for federal or state aid (e.g. Medicaid under SB 855 or similar legislation for Zuckerberg San Francisco General Hospital) are specifically deemed to be made exclusively from local property and business tax sources.

#### **SECTION 20. Advance Funding of Bond Projects – City Departments.**

Whenever the City has authorized appropriations for the advance funding of projects which may at a future time be funded from the proceeds of general obligation, revenue, or lease revenue bond issues or other legal obligations of the City, the Controller shall recover from bond proceeds or other available sources, when they become available, the

amount of any interest earnings foregone by the General Fund as a result of such cash advance to disbursements made pursuant to said appropriations. The Controller shall use the monthly rate of return earned by the Treasurer on City Pooled Cash Fund during the period or periods covered by the advance as the basis for computing the amount of interest foregone which is to be credited to the General Fund.

**SECTION 21. Advance Funding of Projects – Transportation Authority.**

Whenever the San Francisco County Transportation Authority requests advance funding of the costs of administration or the costs of projects specified in the City and County of San Francisco Transportation Expenditure Plan which will be funded from proceeds of the transactions and use tax as set forth in Article 14 of the Business and Tax Regulations Code, the Controller is hereby authorized to make such advance. The Controller shall recover from the proceeds of the transactions and use tax when they become available, the amount of the advance and any interest earnings foregone by the City General Fund as a result of such cash advance funding. The Controller shall use the monthly rate of return earned by the Treasurer on General City Pooled Cash funds during the period or periods covered by the advance as the basis for computing the amount of interest foregone which is to be credited to the General Fund.

**SECTION 22. Controller to Make Adjustments, Correct Clerical Errors.**

The Controller is hereby authorized and directed to adjust interdepartmental appropriations, make transfers to correct objects of expenditures classifications, and to correct clerical or computational errors as may be ascertained by the Controller to exist in this ordinance. The Controller shall file with the Clerk of the Board a list of such adjustments, transfers, and corrections made pursuant to this Section.

The Controller is hereby authorized to make the necessary transfers to correct objects of expenditure classifications, and corrections in classifications made necessary by changes in the proposed method of expenditure.

**SECTION 22.1 Controller to Implement New Financial and Interfacing Subsystems.**

In order to further the implementation and adoption of the Financial and Procurement System's modules, the Controller shall have the authority to reclassify departments' appropriations to conform to the accounting and project costing structures established in the new system, as well as reclassify contract authority utilized (expended) balances and unutilized (available) balances to reflect actual spending.

**SECTION 23. Transfer of State Revenues.**

The Controller is authorized to transfer revenues among City departments to comply with provisions in the state budget.

**SECTION 24. Use of Permit Revenues from the Department of Building Inspection.**

Permit revenue funds from the Department of Building Inspection that are transferred to other departments as shown in this budget shall be used only to fund the planning, regulatory, enforcement, and building design activities that have a demonstrated nexus with the projects that produce the fee revenues.

**SECTION 25. Board of Supervisors Official Advertising Charges.**

The Board of Supervisors is authorized to collect funds from enterprise departments to place official advertising. The funds collected are automatically appropriated in the budget of the Board of Supervisors as they are received.

**SECTION 26. Work Order Appropriations.**

The Board of Supervisors directs the Controller to establish work orders pursuant to Board-approved appropriations, including positions needed to perform work order services, and corresponding recoveries for services that are fully cost covered, including but not limited to services provided by one City department to another City department, as well as services provided by City departments to external agencies, including but not limited to the Office of Community Investment and Infrastructure, the Treasure Island Development Authority, the School District, and the Community College District. Revenues for services from external agencies shall be appropriated by the Controller in accordance with the terms and conditions established to perform the service.

**SECTION 26.1 Property Tax System**

In order to minimize new appropriations to the property tax system replacement project, the Controller is authorized and directed to apply operational savings from the offices of the Tax Collector, Assessor, and Controller to the project. No later than June 1, 2018, the Controller shall report to the Budget and Legislative Analyst's Office and Budget and Finance Committee on the specific amount of operational savings, including details on the source of such savings, in the budgets of Tax Collector, Assessor, and Controller that are re-allocated to the Property Tax System Replacement Project.

**SECTION 26.2 Assessment Appeals System**

In order to minimize appropriations to the online assessment appeals application filing system project, the Controller is authorized and directed to apply any operating balances from the Assessment Appeals Board of the Board of Supervisors to the project through Fiscal Year 2029-30.

**SECTION 27. Revenue Reserves and Deferrals.**

The Controller is authorized to establish fee reserve allocations for a given program to the extent that the cost of service exceeds the revenue received in a given fiscal year, including establishment of deferred revenue or reserve accounts. In order to maintain balance between budgeted revenues and expenditures, revenues realized in the fiscal year preceding the year in which they are appropriated shall be considered reserved for the purposes for which they are appropriated.

**SECTION 28. Close-Out of Reserved Appropriations.**

On an annual basis, the Controller shall report the status of all reserves, their remaining balances, and departments' explanations of why funding has not been requested for release. Continuation of reserves will be subject to consideration and action by the Budget and Finance Committee or Budget and Appropriations Committee. The Controller shall close out reserved appropriations that are no longer required by the department for the purposes for which they were appropriated.

**SECTION 28.1. Reserves Placed on Expenditures by Controller.**

Consistent with Charter Section 3.105(d), the Controller is authorized to reserve expenditures in the City's budget equal to uncertain revenues, as deemed appropriate by the Controller. The Controller is authorized to remove, transfer, and update reserves to expenditures in the budget as revenue estimates are updated and received in order to maintain City operations.

**SECTION 29. Appropriation Control of Capital Improvement Projects and Equipment.**

Unless otherwise exempted in another section of the Administrative Code or Annual Appropriation Ordinance, and in accordance with Administrative Code Section 3.18, departments may transfer funds from one Board-approved capital project to another Board-approved capital project. The Controller shall approve transfers only if they do not materially change the size or scope of the original project. Annually, the Controller shall report to the Board of Supervisors on transfers of funds that exceed 10% of the original appropriation to which the transfer is made.

The Controller is authorized to approve substitutions within equipment items purchased to equip capital facilities providing that the total cost is within the Board-approved capital project appropriation.

The Controller is authorized to transfer approved appropriations between departments to correctly account for capitalization of fixed assets.

The Controller is authorized to shift sources among cash and Certificate of Participation (COP)-funded capital projects across General Fund departments to ensure the most efficient and cost-effective administration of COP funds, provided there is no net increase or decrease in project budgets.

The Controller is hereby authorized to revise COP debt service appropriations within General Fund supported COP debt service funds for authorized but unissued debt, in order to make final debt service payments due upon issuance of authorized debt. Such revisions shall not increase or decrease approved expenditure authority and shall only be done for the purpose of reducing interest costs in future years. Such revisions shall only be made if the Controller determines it is financially advantageous to do so.

**SECTION 30. Business Improvement Districts.**

Proceeds from all special assessments levied on real property included in the property-based business improvement districts in the City are hereby appropriated in the respective amounts actually received by the City in such fiscal year for each such district.

The Controller is authorized to disburse the assessment revenues appropriated by this section to the respective Owners' Associations (as defined in Section 36614.5 of the Streets and Highways Code) for such districts as provided in the management district plans, resolutions establishing the districts, annual budgets, and management agreements, as approved by the Board of Supervisors for each such district, for the purposes authorized therein. The Tourism Improvement District and Moscone Expansion

Business Improvement District assessments are levied on gross hotel room revenue and are collected and distributed by the Tax Collector's Office.

**SECTION 31. Infrastructure Financing, Infrastructure Revitalization and Financing, and Enhanced Infrastructure Financing Districts.**

Within the City, the Board of Supervisors has formed certain voluntary tax increment financing districts under state legislation:

- Pursuant to California Government Code Section 53395 et seq. (IFD Law), the Board of Supervisors formed Infrastructure Financing Districts (IFD)
- Pursuant to California Government Code Section 53369 et seq. (IRFD Law), the Board of Supervisors formed Infrastructure and Revitalization Financing Districts (IRFD) within the City.
- Pursuant to California Government Code Section 55398.50 et seq. (EIFD Law), the Board of Supervisors and Enhanced Infrastructure Financing District Public Financing Authority No. 1 formed an Enhanced Infrastructure Financing District (EIFD).

The Board of Supervisors hereby authorizes the Controller to transfer funds and appropriation authority between and within accounts related to City and County of San Francisco IFDs, IRFDs, and EIFDs to serve accounting and state requirements, the latest approved Infrastructure Financing Plan for a District, and applicable bond covenants.

When 100% of the portion of property tax increment normally appropriated to the City's General Fund or Special Revenue Fund or to the County's Educational Revenue Augmentation Fund (ERAF) is instead pledged, based on Board of Supervisors Ordinance or Resolution approving the Infrastructure Financing Plan, the Controller may increase or decrease appropriations to match actual revenues realized for the IFD, IRFD, or EIFD. Any increases to appropriations would be consistent with the Financing Plan previously approved by the Board of Supervisors.

IFD/IRFD/EIFD No / Title	Ordinance/ Resolution	Estimated Tax Increment *	
		FY 2025-26	FY 2026-27
IFD 2 Port Infrastructure Financing District Subproject Area Pier 70 G-1 Historic Core	27-16	\$ 811,000	\$ 827,000
IFD 2 Port Infrastructure Financing District Subproject Areas Pier 70 G-2, G-3, and G-4	220-18	\$ 7,975,000	\$ 8,134,000
IFD 2 Port Infrastructure Financing District Subproject Area I (Mission Rock)	34-18	\$ 11,035,000	\$ 13,470,000
IRFD 1 Treasure Island Infrastructure and Revitalization Financing District	21-17	\$ 13,538,000	\$ 15,947,000
IRFD 2 Hoedown Yard Infrastructure and Revitalization Financing District	348-18	\$ 1,867,000	\$ 2,748,000
EIFD 1 Power Station Enhanced Infrastructure and Financing District**	113-24	\$ -	\$ 197,000

\*Estimated tax increment per approved Infrastructure Financing Plans.

\*\*Increment allocated beginning FY 2026-27.

### **SECTION 32. Community Facilities and Special Tax Districts.**

Pursuant to California Government Code 53311 et seq. (Mello-Roos Community Facilities Act of 1982) and Chapter 43, Article X of the San Francisco Administrative Code, which incorporates the Mello-Roos Community Facilities Act of 1982, the Board of Supervisors formed Community Facilities Districts (CFDs) and Special Tax Districts (STDs) within the City. Proceeds from special taxes levied on property in the CFDs/STDs are hereby appropriated in the respective amounts actually received by the City in such fiscal year for each such district.

The Controller is authorized to disburse the special tax revenues appropriated by this section as provided in the Joint Community Facilities Agreements, Development Agreements, Disposition and Development Agreements, Resolutions of Formation, and Ordinances levying special taxes, as approved by the Board of Supervisors for each such district for the purposes authorized therein.

The Controller may transfer funds and appropriation authority between and within accounts related to CFDs and STDs to serve accounting requirements, pay authorized expenditures described in the Board of Supervisors approved Resolution of Formation for each district (as approved in the referenced Ordinances), and comply with applicable bond covenants.

The table below provides estimated special tax revenues for informational purposes; only amounts actually received by the City and County of San Francisco for each district in any given fiscal year are authorized to be expended.



District	Ordinance	Projected Special Tax Levy*	
		(FY 2025-26)	(FY 2026-27)
STD No. 2009-1 - Improvement Area No. 1	16-10	\$108,735	\$114,038
STD No. 2009-1 - Improvement Area No. 2	16-10	\$167,903	\$167,903
CFD No. 2014-1 (Transbay) (1)	001-15	\$34,033,224	\$34,713,889
CFD No. 2016-1 (Treasure Island) - Improvement Area No. 1 (2)(3)	022-17	\$3,747,554	\$3,822,505
CFD No. 2016-1 (Treasure Island) - Improvement Area No. 2 (2)(3)	022-17	\$3,202,140	\$3,266,183
CFD No. 2016-1 (Treasure Island) - Improvement Area No. 3 (2)(3)(4)	022-17	\$1,319,405	\$1,345,793
STD No. 2018-1 (Central SoMa)	021-19	-	-
STD No. 2019-1 (Pier 70 Condos) (5)	027-20		
Facilities Special Tax		\$1,228,621	\$1,253,193
Arts Building Special Tax		-	-
Services Special Tax		-	-
STD No. 2019-2 (Pier 70 Leased) (6)	028-20		
Facilities Special Tax		\$584,803	\$596,499
Arts Building Special Tax		-	-
Shoreline Special Tax		-	-
Services Special Tax		-	-
STD No. 2020-1 (Mission Rock) (7)	079-20		
Development Special Tax (8)		\$7,077,075	\$7,218,616
Office Special Tax		\$1,310,741	\$1,336,955
Shoreline Special Tax		\$1,242,473	\$1,267,322
Contingent Services Special Tax			
STD No. 2022-1 (Power Station)	061-22	-	-

\*Source: Goodwin Consulting Group, Inc. Preliminary; subject to change.

(1) Special tax projection are subject to change if additional properties issue a COO as of the fiscal year cut-off date.

(2) Based on building permits issued as of May 5, 2025. Actual special tax levy may be lower.

(3) Special tax projections are subject to change if additional parcels issue building permits prior to the June 30th cut-off date.

(4) Special tax estimates based on Attachment 2 of the RMA.

(5) Based on VDDA Execution Dates and COOs as of April 5, 2024. PKN is the only property that has had a VDDA Execution Date, no property has issued a COO. Special tax estimates based on Attachment 3 of the RMA.

(6) Based on VDDA Execution Dates and COOs as of April 5, 2024. Building 12 is the only property that has had a VDDA Execution Date and issued a COO.

(7) Based on Parcel Lease Execution Dates as of April 5, 2024. Parcel G was Developed as of FY 2022-23 and the remaining Tax Zone 1 parcels are Developed as of FY 2023-24.

(8) Reflects the maximum special tax on Developed Property. Does not reflect the tax increment offset of Assessed Parcels.

### SECTION 32.1. Exclusion of Projected Unassigned Fund Balance from Budget Stabilization Reserve.

One hundred thirty-nine million, nine hundred sixty thousand and seven hundred fourteen dollars (\$139,960,714) of projected but unbudgeted, unassigned fund balance from fiscal year 2024-26 is designated for balancing future budget shortfalls in FY 2027-28 and after. This amount shall not be included in the calculations of deposits to the Budget Stabilization Reserve described in Administrative Code Section 10.60 (c).

### SECTION 32.2. Federal and State Emergency Revenue Revisions.

The Controller is authorized to revise approved revenue budgets for federal and state emergency-related revenues to manage timing differences and cash flow needs driven by changing granting agencies' guidance and approvals, provided that such adjustments shall not change cumulative total revenue budgets in a given fund for the period from fiscal years 2020-21 through 2025-26. Such revisions shall not change approved expenditure authority. The Controller shall report any such revisions to the Mayor and Board within 30 days of their enactment.

**SECTION 32.3. Federal and State Revenue Risk Reserve.**

Administrative Provision 32 of the fiscal year 2021-22 budget designated fund balance from fiscal year 2020-21 to the Federal and State Emergency Grant Disallowance Reserve for the purpose of managing revenue shortfalls related to reimbursement disallowances from the Federal Emergency Management Agency (FEMA) and other state and federal agencies. Administrative Provision 32.1 of the fiscal year 2021-22 budget designated fund balance from fiscal year 2020-21 to the Fiscal Cliff Reserve for the purpose of managing projected budget shortfalls following the spend down of federal and state stimulus funds and other one-time sources used to balance the fiscal year 2021-22 and fiscal year 2022-23 budget. The fiscal year 2024-25 ending balances of these reserves are hereby assigned to a budget contingency reserve for the purpose of managing revenue shortfalls related to changes in federal funding. In addition, all revenue escheated to the General Fund from City Option Medical Reimbursement Accounts in fiscal year 2025-26 is hereby appropriated for deposits to this reserve. These revenues shall not be included in the calculations of deposits to the Budget Stabilization Reserve described in Administrative Code Section 10.60 (c).

**SECTION 33. Federal, State and Local Match Sources & Uses Accounting for COVID-19 Emergency.**

The Controller is authorized to adjust federal and state sources appropriations to reflect eligible costs by authorized spending category, to ensure cost reimbursement recovery revenues are maximized, and to align eligible costs to the appropriate federal or state fund, provided there is no net increase or decrease to COVID-19 emergency response revenues or expenditures. Adjustments may be made across fiscal years.

**SECTION 34. Transbay Joint Powers Authority Financing.**

Sources received for purposes of payment of debt service for the approved and issued Transbay Community Facilities District special tax bonds and the approved and drawn City bridge loan to the Transbay Joint Powers Authority are hereby appropriated.

**SECTION 35. Police Department and Sheriff's Department Overtime Reporting.**

The Police Department and Sheriff's Department shall provide quarterly reports of overtime spending to the Board of Supervisors, including the types of activities performed on overtime.

APPROVED AS TO FORM:  
DAVID CHIU, City Attorney

By:                     /s/                      
BRADLEY A. RUSSI  
Deputy City Attorney



**STATEMENT OF BOND REDEMPTION  
AND INTEREST**



**CITY AND COUNTY OF SAN FRANCISCO**  
**Statement of Bond Redemption and Interest**  
**Fiscal Years 2025-2026 and 2026-2027**  
**Summary**

	FY 2025-2026				FY 2026-2027			
	Principal	Interest	Adm Expense/ Additional Rental/ Property Insurance	Total	Principal	Interest	Adm Expense/ Additional Rental/ Property Insurance	Total
<b>GENERAL OBLIGATION BONDS</b>								
CITY AND COUNTY OF SAN FRANCISCO	\$ 294,161,279	\$ 125,712,353	\$ 800	\$ 419,874,432	\$ 174,865,841	\$ 112,542,866	\$ 800	\$ 287,409,507
SAN FRANCISCO COMMUNITY COLLEGE DISTRICT	42,160,000	24,749,932	-	66,909,932	18,640,000	22,814,606	-	41,454,606
SAN FRANCISCO UNIFIED SCHOOL DISTRICT	95,080,000	45,013,734	-	140,093,734	106,265,000	40,385,870	-	146,650,870
BAY AREA RAPID TRANSIT DISTRICT	18,963,602	31,680,544	-	50,644,146	19,894,431	30,729,495	-	50,623,926
<b>SUB-TOTAL GENERAL OBLIGATIONS - FROM AD VALOREM PROPERTY TAXES</b>	<b>\$ 450,364,881</b>	<b>\$ 227,156,563</b>	<b>\$ 800</b>	<b>\$ 677,522,244</b>	<b>\$ 319,665,272</b>	<b>\$ 206,472,837</b>	<b>\$ 800</b>	<b>\$ 526,138,909</b>
<b>OTHER DEBTS - GOVERNMENTAL ACTIVITIES</b>								
SUB-TOTAL OTHER DEBTS - GOVERNMENTAL ACTIVITIES	\$ 57,148,862	\$ 60,681,980	\$ 4,791,996	\$ 122,622,838	\$ 70,109,013	\$ 79,004,466	\$ 6,897,272	\$ 156,010,751
<b>PUBLIC SERVICE ENTERPRISE - REV BONDS, CERTIFICATES OF PARTICIPATION AND LOANS</b>								
	\$ 445,662,913	\$ 856,636,970	\$ 2,270,266	\$ 1,304,570,149	\$ 477,634,990	\$ 924,429,751	\$ 2,527,395	\$ 1,404,592,136
<b>TOTAL DEBT PAYMENTS</b>	<b>\$ 953,176,656</b>	<b>\$ 1,144,475,513</b>	<b>\$ 7,063,062</b>	<b>\$ 2,104,715,231</b>	<b>\$ 867,409,275</b>	<b>\$ 1,209,907,054</b>	<b>\$ 9,425,467</b>	<b>\$ 2,086,741,796</b>

**CITY AND COUNTY OF SAN FRANCISCO**  
**Statement of Bond Redemption and Interest**  
**General Obligation**  
**Fiscal Years 2025-2026 and 2026-2027**

	FY 2025-2026				FY 2026-2027			
	Principal	Interest	Adm Expense	Total	Principal	Interest	Adm Expense	Total
<b>GENERAL CITY</b>								
1992 UMB Program - Seismic Safety, Series 2007A - Drawdown 1-7	\$ 2,011,279	\$ 399,475	\$ -	\$ 2,410,754	\$ 1,940,841	\$ 299,907	\$ -	\$ 2,240,748
2016 Affordable Housing-Preservation and Seismic Safety Series 2019A	1,050,000	2,699,132	-	3,749,132	1,080,000	2,667,086	-	3,747,086
2016 Affordable Housing-Preservation and Seismic Safety Series 2020C	1,690,000	2,446,471	-	4,136,471	1,710,000	2,427,814	-	4,137,814
2016 Affordable Housing-Preservation and Seismic Safety Series 2025E	275,000	1,935,495	-	2,210,495	290,000	1,921,058	-	2,211,058
2008 Clean and Safe Neighborhood Parks, BAB Series 2010D <sup>(1)</sup>	3,320,000	1,059,843	150	4,379,993	3,440,000	873,923	150	4,314,073
2008 Clean and Safe Neighborhood Parks, Series 2016A	430,000	147,150	-	577,150	440,000	134,250	-	574,250
2012 Clean and Safe Neighborhood Parks, Series 2016B	1,390,000	477,750	-	1,867,750	1,430,000	436,050	-	1,866,050
2008 San Francisco General Hospital Improvement, BAB Series 2010C <sup>(1)</sup>	16,185,000	5,167,992	150	21,353,142	16,775,000	4,261,632	150	21,036,782
2010 Earthquake Safety & Emergency Response Series 2016C	1,295,000	431,925	-	1,726,925	1,330,000	393,075	-	1,723,075
2014 Earthquake Safety & Emergency Response Series 2016D	4,360,000	1,457,213	-	5,817,213	4,490,000	1,326,413	-	5,816,413
2020 Earthquake Safety & Emergency Response Series 2021B-1	1,840,000	2,515,900	-	4,355,900	1,930,000	2,423,900	-	4,353,900
2020 Earthquake Safety & Emergency Response, Series 2021E-1	1,700,000	2,327,500	-	4,027,500	1,785,000	2,242,500	-	4,027,500
2020 Earthquake Safety & Emergency Response, Series 2025B-1	5,875,000	9,711,500	-	15,586,500	6,170,000	9,417,750	-	15,587,750
2018 Embarcadero Seawall Earthquake Safety, Series 2025A-1	-	754,250	-	754,250	-	754,250	-	754,250
2018 Embarcadero Seawall Earthquake Safety, Series 2025A-2	4,220,000	5,482,462	-	9,702,462	3,850,000	5,291,718	-	9,141,718
2011 Road Repaving and Street Safety, Series 2016E	2,265,000	756,300	-	3,021,300	2,330,000	688,350	-	3,018,350
2014 Transportation & Road Improvements Series 2020B	5,220,000	1,806,200	-	7,026,200	5,325,000	1,701,800	-	7,026,800
2014 Transportation & Road Improvements Series 2021C-1	2,380,000	3,254,800	-	5,634,800	2,500,000	3,135,800	-	5,635,800
2015 Affordable Housing Series 2016F	2,665,000	971,680	-	3,636,680	2,725,000	907,987	-	3,632,987
2015 Affordable Housing Series 2018D	4,690,000	2,952,943	-	7,642,943	4,870,000	2,777,068	-	7,647,068
2015 Affordable Housing, Series 2019C	1,205,000	458,585	-	1,663,585	1,230,000	436,293	-	1,666,293
2019 Social Bonds-Affordable Housing, Series 2021A	6,065,000	3,696,727	-	9,761,727	6,125,000	3,637,412	-	9,762,412
2019 Social Bonds-Affordable Housing, Series 2023C	2,345,000	5,188,078	-	7,533,078	2,485,000	5,047,378	-	7,532,378
2024 Social Bonds-Affordable Housing, Series 2025D	2,325,000	4,168,071	-	6,493,071	2,430,000	4,062,981	-	6,492,981
2016 Public Health and Safety, Series 2020D-1	2,450,000	3,053,850	-	5,503,850	2,550,000	2,931,350	-	5,481,350
2020 Health and Recovery, Series 2021D-1	4,700,000	6,428,800	-	11,128,800	4,935,000	6,193,800	-	11,128,800
2020 Health and Recovery, Series 2023A	685,000	1,144,750	-	1,829,750	650,000	1,110,500	-	1,760,500
2020 Health and Recovery, Series 2025G (estimated) - \$146.8M	60,000,000	9,082,644	-	69,082,644	2,445,000	5,643,300	-	8,088,300
2024 Healthy, Safe and Vibrant SF, Series 2025F (estimated) - \$189.9M	61,000,000	7,868,367	-	68,868,367	4,565,000	6,067,271	-	10,632,271
General Obligation Bond Refunding, Series 2020 R1	12,240,000	5,832,450	500	18,072,950	12,855,000	5,220,450	500	18,075,950
General Obligation Bond Refunding, Series 2021 R1	4,840,000	2,851,550	-	7,691,550	5,075,000	2,609,550	-	7,684,550
General Obligation Bond Refunding, Series 2021 R2 <sup>(2)</sup>	3,570,000	562,500	-	4,132,500	3,745,000	384,000	-	4,129,000
General Obligation Bond Refunding, Series 2022-R1	27,120,000	12,580,500	-	39,700,500	28,495,000	11,224,500	-	39,719,500
General Obligation Bond Refunding, Series 2024-R1	42,755,000	16,029,500	-	58,784,500	32,870,000	13,891,750	-	46,761,750
<b>TOTAL BEFORE OFFSET FOR FEDERAL SUBSIDY, NET BID PREMIUM &amp; TOBACCO SETTLEMENT REVENUE</b>	<b>\$ 294,161,279</b>	<b>\$ 125,712,353</b>	<b>\$ 800</b>	<b>\$ 419,874,432</b>	<b>\$ 174,865,841</b>	<b>\$ 112,542,866</b>	<b>\$ 800</b>	<b>\$ 287,409,507</b>
<b>NET BID PREMIUM, FEDERAL SUBSIDY &amp; TSR</b>								
2020 Health and Recovery, Series 2023A	\$ -	\$ (67,685)	\$ -	\$ (67,685)	\$ -	\$ -	\$ -	\$ -
2018 Embarcadero Seawall Earthquake Safety, Series 2025A-1	-	(754,250)	-	(754,250)	-	(195,673)	-	(195,673)
2008 San Francisco General Hospital Improvement, BAB Series 2010C <sup>(1)</sup>	-	(1,705,696)	-	(1,705,696)	-	(1,406,551)	-	(1,406,551)
2008 Clean and Safe Neighborhood Parks, BAB Series 2010D <sup>(1)</sup>	-	(349,801)	-	(349,801)	-	(288,438)	-	(288,438)
Tobacco Settlement Revenue Reimbursement <sup>(2)</sup>	(13,962,000)	(1,315,020)	-	(15,277,020)	(14,665,000)	(101,385)	-	(14,766,385)
SB 1128 Reimbursement <sup>(2)</sup>	-	(2,111,980)	-	(2,111,980)	-	(2,627,515)	-	(2,627,515)
PASS Program-Affordable Housing Loan Repayments	(869,863)	(7,081,098)	-	(7,950,961)	-	-	-	-
<b>GENERAL CITY, NET OF FEDERAL SUBSIDY, BID PREMIUM &amp; TSR</b>	<b>\$ 279,329,416</b>	<b>\$ 112,326,823</b>	<b>\$ 800</b>	<b>\$ 391,657,039</b>	<b>\$ 160,200,841</b>	<b>\$ 107,923,303</b>	<b>\$ 800</b>	<b>\$ 268,124,944</b>

**CITY AND COUNTY OF SAN FRANCISCO**  
**Statement of Bond Redemption and Interest**  
**General Obligation**  
**Fiscal Years 2025-2026 and 2026-2027**

	FY 2025-2026			FY 2026-2027		
	Principal	Interest	Adm Expense	Principal	Interest	Adm Expense
<b>OUTSIDE CITY BUDGET</b>						
<b>SAN FRANCISCO COMMUNITY COLLEGE DISTRICT (SFCCD), PROP 39</b>						
2020 Community College District Refunding Bonds	1,500,000	782,950	-	1,575,000	707,950	-
2020 Community College District, 2020 Series A	-	2,979,450	-	-	2,979,450	-
2020 Community College District, 2020 Series A-1	4,705,000	4,559,744	-	5,240,000	4,497,168	-
2020 Community College District, 2024 Series B	22,335,000	12,599,038	-	34,934,038	11,482,288	-
2025 Community College District Refunding Bonds	13,620,000	3,828,750	-	17,448,750	3,147,750	-
	<u>\$ 42,160,000</u>	<u>\$ 24,749,932</u>	<u>\$ -</u>	<u>\$ 18,640,000</u>	<u>\$ 22,814,606</u>	<u>\$ -</u>
SF COMMUNITY COLLEGE DISTRICT TOTAL						
	\$ 42,160,000	\$ 24,749,932	\$ -	\$ 18,640,000	\$ 22,814,606	\$ -
						\$ 41,454,606
<b>SAN FRANCISCO UNIFIED SCHOOL DISTRICT (SFUSD) PROP 39</b>						
2006 Unified School District, 2010 Series C (QSCBs) <sup>(1)</sup>	\$ -	\$ 742,969	\$ -	\$ 12,955,000	\$ 681,055	\$ -
2006 Unified School District, 2010 Series D (BABs) <sup>(1)</sup>	11,755,000	2,886,426	-	-	2,212,276	-
2006 Unified School District, 2015 Series F	755,000	360,463	-	795,000	322,713	-
2011 Unified School District, 2015 Series C	10,635,000	5,066,363	-	15,701,363	4,534,613	-
2015 Unified School District Refunding Bonds	3,325,000	99,750	-	3,424,750	-	-
2016 Unified School District, Series A	6,935,000	4,181,613	-	7,285,000	3,834,863	-
2016 Unified School District, Series B	9,260,000	6,733,200	-	15,993,200	6,362,800	-
2020 General Obligation Refunding Bonds	11,535,000	2,023,200	-	13,558,200	1,561,800	-
2016 Unified School District, Series C	8,150,000	10,527,500	-	18,677,500	10,120,000	-
2022 General Obligation Refunding Bonds	9,970,000	4,760,000	-	14,730,000	4,261,500	-
2024 Unified School District, 2025 Series A	22,760,000	7,632,250	-	30,392,250	6,494,250	-
	<u>\$ 95,080,000</u>	<u>\$ 45,013,734</u>	<u>\$ -</u>	<u>\$ 140,093,734</u>	<u>\$ 40,385,870</u>	<u>\$ -</u>
TOTAL BEFORE OFFSET FOR FEDERAL SUBSIDY & NET BID PREMIUM						
	\$ 95,080,000	\$ 45,013,734	\$ -	\$ 140,093,734	\$ 40,385,870	\$ -
						\$ 146,650,870
<b>FEDERAL SUBSIDY &amp; NET BID PREMIUM</b>						
2006 Unified School District, 2010 Series C (QSCBs) <sup>(1)</sup>	-	(245,217)	-	-	(224,782)	-
2006 Unified School District, 2010 Series D (BABs) <sup>(1)</sup>	-	(952,665)	-	-	(730,162)	-
2024 Unified School District, 2025 Series A	-	(1,010)	-	-	-	-
	<u>\$ 95,080,000</u>	<u>\$ 43,814,842</u>	<u>\$ -</u>	<u>\$ 138,894,842</u>	<u>\$ 39,430,926</u>	<u>\$ -</u>
SF UNIFIED SCHOOL DISTRICT, NET OF FEDERAL SUBSIDY & PREMIUM						
	\$ 95,080,000	\$ 43,814,842	\$ -	\$ 138,894,842	\$ 39,430,926	\$ -
						\$ 145,695,926
<b>BAY AREA RAPID TRANSIT DISTRICT (BART)</b>						
2004 BART Earthquake Safety Bonds 2013 Series C	\$ 3,476,438	\$ 585,573	\$ -	\$ 4,062,011	\$ 422,486	\$ -
2004 BART Gen Obligation Bonds Refunding 2015 Series D	4,203,754	3,495,638	-	7,699,392	3,273,773	-
2004 BART Gen Obligation Bonds Refunding 2017 Series E	-	1,030,437	-	1,030,437	1,030,437	-
2004 BART Gen Obligation Bonds 2019 Series F-1	2,310,397	2,481,157	-	4,791,554	2,374,887	-
2004 BART Gen Obligation Bonds Refunding 2019 Series G	-	409,831	-	2,425,499	409,831	-
2016 BART General Obligation Bonds 2017 Series A	1,985,106	3,561,013	-	2,085,196	3,459,256	-
2016 BART General Obligation Bonds 2019 Series B-1	2,133,572	3,637,273	-	2,240,334	3,527,925	-
2016 BART General Obligation Bonds 2020 Series C	3,347,990	6,562,334	-	9,910,324	6,390,806	-
2016 BART General Obligation Bonds 2022 Series D	1,506,345	9,917,288	-	11,423,633	9,840,094	-
	<u>\$ 18,963,602</u>	<u>\$ 31,680,544</u>	<u>\$ -</u>	<u>\$ 19,894,431</u>	<u>\$ 30,729,495</u>	<u>\$ -</u>
TOTAL BART						
	\$ 18,963,602	\$ 31,680,544	\$ -	\$ 19,894,431	\$ 30,729,495	\$ -
						\$ 50,623,926
SUB-TOTAL SFCCD, SFUSD AND BART						
	<u>\$ 156,203,602</u>	<u>\$ 101,444,210</u>	<u>\$ -</u>	<u>\$ 144,799,431</u>	<u>\$ 93,929,971</u>	<u>\$ -</u>
<b>TOTAL GEN OBLIGATION - GENERAL CITY, SFCCD, SFUSD AND BART <sup>(3)</sup></b>						
	<u>\$ 450,364,881</u>	<u>\$ 227,156,563</u>	<u>\$ 800</u>	<u>\$ 677,522,244</u>	<u>\$ 206,472,837</u>	<u>\$ 800</u>
						\$ 526,138,909

(1) Interest payment will be offset in part by available federal subsidies of interest.

(2) Debt service will be offset by available tobacco settlement revenues (TSR). The offset assumes that TSR will be available to cover GOBs debt service with respect to Laguna Honda Hospital Series 2008-R3 and Laguna Honda Hospital.

Series 2005A &amp; 2005I. Series 2005A &amp; 2005I were refunded by GOB Refunding Series 2011-R1 and Series 2008-R3 by GOB Refunding Series 2015-R1. GOB Refunding Series 2011-R1 was subsequently refunded by GOB Series 2021-R2, and

Series 2015-R1 was subsequently refunded by GOB Series 2024-R1.

(3) For AAO purpose, the totals in the summary are gross of net bid premium, federal subsidies and tobacco settlement revenue.



**CITY AND COUNTY OF SAN FRANCISCO**  
**Statement of Bond Redemption and Interest**  
**Other Debt Service**  
**Fiscal Years 2025-2026 and 2026-2027**

	FY 2025 -2026				FY 2026-2027					
	Principal	Interest	Total Debt Service	Additional Rental	Total <sup>(4)</sup>	Principal	Interest	Total Debt Service	Additional Rental	Total <sup>(4)</sup>
CERTIFICATES OF PARTICIPATION <sup>(6)</sup>										
War Memorial Veterans Building Improvement Series 2016A	\$ 1,030,000	\$ 266,825	\$ 1,296,825	\$ 7,000	\$ 1,303,825	\$ 1,060,000	\$ 235,914	\$ 1,295,914	\$ 7,000	\$ 1,302,914
Hope SF Series 2017A	705,000	884,168	1,589,168	7,000	1,596,168	730,000	859,493	1,589,493	7,000	1,596,493
Moscone Expansion Project Series 2017B	13,800,000	13,396,963	27,196,963	11,000	27,207,963	14,490,000	12,706,963	27,196,963	11,000	27,207,963
Less: MED Assessments	(13,800,000)	(3,322,997)	(17,122,997)	-	(17,122,997)	(14,490,000)	(2,330,448)	(16,820,448)	-	(16,820,448)
Net City Contribution:	-	10,073,966	10,073,966	11,000	10,084,966	-	10,376,515	10,376,515	11,000	10,387,515
Refunding Certificate of Participation Series 2019-R1	1,585,000	587,913	2,172,913	6,625	2,179,538	1,660,000	508,663	2,168,663	6,625	2,175,288
Refunding Certificate of Participation Series 2020-R1 (Multi Capital Impr.)	4,920,000	1,888,200	6,808,200	11,000	6,819,200	5,175,000	1,635,825	6,810,825	12,530	6,823,355
49 South Van Ness Project, Series 2019A	5,525,000	9,345,950	14,870,950	10,250	14,881,200	5,805,000	9,069,700	14,874,700	10,250	14,884,950
Animal Care and Control, Series 2020	1,830,000	1,661,100	3,491,100	10,250	3,501,350	1,920,000	1,569,600	3,489,600	10,250	3,499,850
Multiple Capital Improvement Projects, Series 2021A	2,985,000	2,880,150	5,865,150	11,000	5,876,150	3,130,000	2,730,900	5,860,900	11,000	5,871,900
Affordable Housing & Community Facilities Projects Series 2023A	2,910,000	6,120,425	9,030,425	7,500	9,037,925	3,090,000	5,940,425	9,030,425	7,500	9,037,925
Multiple Capital Improvement Projects Series 2023B	2,570,000	3,486,413	6,056,413	16,500	6,072,913	2,700,000	3,354,663	6,054,663	16,500	6,071,163
Multiple Capital Improvement Projects Series 2024A	3,850,000	5,156,800	9,006,800	11,000	9,017,800	4,040,000	4,964,300	9,004,300	11,000	9,015,300
Refunding Certificate of Participation Series 2024-R1	8,930,000	9,969,550	18,899,550	11,000	18,910,550	9,360,000	9,523,050	18,883,050	11,000	18,894,050
Music Concourse Garage Projects Series 2025A	390,000	927,191	1,317,191	11,000	1,328,191	435,000	880,200	1,315,200	11,000	1,326,200
Treasure Island-Stage 2 Infrastructure Projects Series 2025B	-	2,247,291	2,247,291	11,000	2,258,291	1,545,000	2,210,450	3,755,450	11,000	3,766,450
Treasure Island-Stage 2 Infrastructure Projects Series 2025B - Capitalized Interest	-	(2,247,291)	(2,247,291)	-	(2,247,291)	-	-	-	-	-
Approved HOJ Relocation Improvement Projects	-	-	-	-	-	455,000	1,153,425	1,608,425	200,000	1,808,425
Approved Affordable Housing and Community Development	-	-	-	-	-	305,000	438,550	743,550	200,000	943,550
Approved Critical Repairs (Unissued FY22 & FY23)	-	-	-	-	-	1,480,000	1,993,613	3,473,613	200,000	3,673,613
Approved Economic Recovery Stimulus (Unissued FY22 & FY23)	-	-	-	-	-	900,000	1,209,263	2,109,263	200,000	2,309,263
Approved Street Repaving Program (FY24, \$32.8M)	995,000	1,258,075	2,253,075	200,000	2,453,075	1,060,000	2,451,475	3,511,475	200,000	3,711,475
Approved Critical Repairs & Recession Allowance (FY24, \$25.6M)	765,000	1,030,219	1,795,219	200,000	1,995,219	815,000	2,008,800	2,823,800	200,000	3,023,800
Approved HOPE SF COPs (\$56.94M)	-	-	-	-	-	1,635,000	781,608	2,416,608	200,000	2,616,608
Approved Critical Repairs & Streets (FY25, \$45M)	-	-	-	-	-	1,360,000	1,714,863	3,074,863	200,000	3,274,863
Proposed 170 Otis Exit Project (\$55M)	-	1,392,842	1,392,842	200,000	1,592,842	1,855,000	4,178,525	5,833,525	200,000	6,033,525
Proposed Treasure Island-Stage 2 Infrastructure Projects (\$65M)	-	-	-	-	-	2,025,000	4,227,600	6,252,600	400,000	6,652,600
Proposed FY26/FY27 Streets (\$50M)	-	-	-	-	-	730,000	2,095,450	2,825,450	200,000	3,025,450
TOTAL CERTIFICATES OF PARTICIPATION	\$ 38,990,000	\$ 56,929,786	\$ 95,919,786	\$ 742,125	\$ 96,661,911	\$ 53,070,000	\$ 76,112,869	\$ 129,182,869	\$ 2,543,655	\$ 131,726,524
LOANS AND LEASES										
San Francisco Marina-West Harbor Loan	\$ 592,987	\$ 865,033	\$ 1,458,020	\$ -	\$ 1,458,020	\$ 620,281	\$ 837,739	\$ 1,458,020	\$ -	\$ 1,458,020
Citywide Emergency Radio Replacement Project	3,650,875	77,997	3,728,872	11,000	3,739,872	1,848,732	15,705	1,864,437	11,000	1,875,437
TOTAL LOANS AND LEASES	\$ 4,243,862	\$ 943,030	\$ 5,186,892	\$ 11,000	\$ 5,197,892	\$ 2,469,013	\$ 853,444	\$ 3,322,457	\$ 11,000	\$ 3,333,457
SAN FRANCISCO FINANCE CORP LEASE REVENUE BONDS										
OPEN SPACE FUND (VARIOUS PARK PROJECTS)										
LRB Refunding Open Space Fund Series 2018A	\$ 3,840,000	\$ 623,000	\$ 4,463,000	\$ 76,520	\$ 4,539,520	\$ 4,035,000	\$ 431,000	\$ 4,466,000	\$ 76,434	\$ 4,542,434
MOSCONE CENTER EXPANSION PROJECT										
LR Refunding Bonds Series 2008 -1, 2	\$ 8,600,000	\$ 2,001,764	\$ 10,601,764	\$ 320,428	\$ 10,922,192	\$ 9,000,000	\$ 1,481,753	\$ 10,481,753	\$ 288,785	\$ 10,770,538
LIBRARY PRESERVATION FUND										
LRB Refunding Series 2018B	\$ 1,475,000	\$ 184,400	\$ 1,659,400	\$ 44,019	\$ 1,703,419	\$ 1,535,000	\$ 125,400	\$ 1,660,400	\$ 42,736	\$ 1,703,136
Property Insurance on Existing Debt <sup>(6)</sup>	\$ -	\$ -	\$ -	\$ 3,597,904	\$ 3,597,904	\$ -	\$ -	\$ -	\$ 3,934,662	\$ 3,934,662
TOTAL OTHER DEBT SERVICE										

(4) A portion or all debt service payment is payable from non-general fund revenue.

(5) Additional Rental includes bond-related expenses such as trustee and arbitrage rebate computation fees shown by issue. Property insurance for outstanding COPs is shown as a total at the bottom of the table.

(6) Does not include budgeted optional paydowns for commercial paper on Police Vehicle Acquisition.

**CITY AND COUNTY OF SAN FRANCISCO**  
**Statement of Bond Redemption and Interest**  
**Public Service Enterprise Revenue Bonds, Certificates of Participation and Loans**  
**Fiscal Years 2025-2026 and 2026-2027**

	FY 2025-2026				FY 2026-2027			
	Principal	Interest	Additional Rental <sup>(6)</sup>	Total	Principal	Interest	Additional Rental <sup>(6)</sup>	Total
<b>HETCH HETCHY WATER &amp; POWER ENTERPRISE</b>								
2011 Qualified Energy Conservation Bonds	\$ 575,523	\$ 62,016	\$ -	\$ 637,539	\$ 582,440	\$ 34,654	\$ -	\$ 617,094
2015 New Clean Renewable Energy Bonds	152,001	53,361	-	205,362	154,115	46,314	-	200,429
2015 Power Revenue Bonds Series A (Green)	-	1,592,950	-	1,592,950	830,000	1,576,350	-	2,406,350
2015 Power Revenue Bonds Series B	945,000	24,900	-	969,900	150,000	3,000	-	153,000
2021 Power Revenue Bonds Series A	1,455,000	2,979,425	-	4,434,425	1,530,000	2,904,800	-	4,434,800
2021 Power Revenue Bonds Series B	620,000	2,000,250	-	2,620,250	650,000	1,968,500	-	2,618,500
2023 Power Revenue Bonds Series A	-	3,097,625	-	3,097,625	1,075,000	6,168,375	-	7,243,375
SRF Loan:								
Mt. Tunnel Improvements Project	-	-	-	-	-	-	-	-
COP 525 Golden Gate Office Space, Series 2009 D (COPs 9.72%)	482,617	739,364	923	1,222,904	503,030	708,010	923	1,211,963
Trustee and Arbitrage Computation Fee (Power Bonds)	-	14,395	-	14,395	-	14,395	-	14,395
TOTAL HETCH HETCHY WATER & POWER BEFORE OFFSET	\$ 4,230,141	\$ 10,564,286	\$ 923	\$ 14,795,350	\$ 5,474,585	\$ 13,424,368	\$ 923	\$ 18,899,906
Federal Offsets								
2011 Qualified Energy Conservation Bonds Federal Offset	-	(43,700)	-	(43,700)	-	(24,419)	-	(24,419)
2015 New Clean Renewable Energy Bonds Federal Offset	-	(35,224)	-	(35,224)	-	(30,572)	-	(30,572)
COP 525 Golden Gate Office Space, Series 2009 Federal Offset	-	(244,027)	-	(244,027)	-	(233,679)	-	(233,679)
TOTAL HETCH HETCHY WATER & POWER	\$ 4,230,141	\$ 10,241,336	\$ 923	\$ 14,472,399	\$ 5,474,585	\$ 13,135,728	\$ 923	\$ 18,611,236
<b>LAGUNA HONDA HOSPITAL <sup>(7)</sup></b>								
COP Refunding Series 2019-R1	\$ 7,380,000	\$ 1,866,000	\$ 9,875	\$ 9,255,875	\$ 7,745,000	\$ 1,497,000	\$ 9,875	\$ 9,251,875
SB 1128 Reimbursement Offset	(7,380,000)	(271,862)	-	(7,651,862)	(7,380,000)	(268,552)	-	(7,648,552)
TOTAL LAGUNA HONDA HOSPITAL	\$ -	\$ 1,594,138	\$ 9,875	\$ 1,604,013	\$ 365,000	\$ 1,228,448	\$ 9,875	\$ 1,603,323
<b>SAN FRANCISCO MUNICIPAL TRANSPORTATION AGENCY</b>								
SFMTA 2017 Series Revenue Bonds	\$ 4,275,000	\$ 5,707,288	\$ -	\$ 9,982,288	\$ 4,490,000	\$ 5,489,955	\$ -	\$ 9,979,955
SFMTA 2021 Series A Refunding Revenue Bonds	10,170,000	2,898,934	-	13,068,934	10,255,000	2,805,397	-	13,060,397
SFMTA 2021 Series B Revenue Bonds	-	179,200	-	179,200	-	179,200	-	179,200
SFMTA 2021 Series C Revenue Bonds	-	4,596,100	-	4,596,100	-	4,596,100	-	4,596,100
TOTAL SF MUNICIPAL TRANSPORTATION AGENCY	\$ 14,445,000	\$ 13,381,522	\$ -	\$ 27,826,522	\$ 14,745,000	\$ 13,070,652	\$ -	\$ 27,815,652
<b>PORT OF SAN FRANCISCO</b>								
Hyde Street Harbor Loan	\$ 194,346	\$ 37,414	\$ -	\$ 231,760	\$ 203,092	\$ 28,668	\$ -	\$ 231,760
Refunding Revenue Bonds, Series 2020A/B	1,295,000	646,213	-	1,941,213	1,320,000	619,756	-	1,939,756
Revenue Bonds, Series 2014A/B	595,000	734,381	-	1,329,381	625,000	704,631	-	1,329,631
COP Port Facilities Project Series 2013 B & C	815,000	1,177,338	10,500	2,002,838	855,000	1,136,588	10,500	2,002,088
SBH - CalBoating Loan - \$400K	14,438	10,043	-	24,481	15,087	9,394	-	24,481
SBH - CalBoating Loan - \$3.1M	130,734	81,427	-	212,161	136,617	75,544	-	212,161
SBH - CalBoating Loan - \$4.5M	192,736	106,577	-	299,313	201,409	97,904	-	299,313
Other Fiscal Charges	-	100,000	-	100,000	-	100,000	-	100,000
TOTAL PORT OF SAN FRANCISCO	\$ 3,237,254	\$ 2,893,393	\$ 10,500	\$ 6,141,147	\$ 3,356,205	\$ 2,772,465	\$ 10,500	\$ 6,139,190

CITY AND COUNTY OF SAN FRANCISCO  
Statement of Bond Redemption and Interest  
Public Service Enterprise Revenue Bonds, Certificates of Participation and Loans  
Fiscal Years 2025-2026 and 2026-2027

	FY 2025-2026				FY 2026-2027			
	Principal	Interest	Additional Rental <sup>(%)</sup>	Total	Principal	Interest	Additional Rental <sup>(%)</sup>	Total
<b>SAN FRANCISCO GENERAL HOSPITAL</b>								
Capital Lease - Emergency Back-up Generators	\$ 1,137,354	\$ 31,562	\$ 9,500	\$ 1,178,416	\$ -	\$ -	\$ -	\$ -
TOTAL SAN FRANCISCO GENERAL HOSPITAL	\$ 1,137,354	\$ 31,562	\$ 9,500	\$ 1,178,416	\$ -	\$ -	\$ -	\$ -
<b>SAN FRANCISCO INTERNATIONAL AIRPORT</b>								
2009 Airport 2nd Series Revenue Refunding Bonds Series 2009D	\$ 9,038,333	\$ 1,510,263	\$ -	\$ 10,548,596	\$ 9,038,333	\$ 1,510,263	\$ -	\$ 10,548,596
2016 Airport 2nd Series Revenue Refunding Bonds Series 2016A	50,499,167	4,157,875	-	54,657,042	50,499,167	4,157,875	-	54,657,042
2016 Airport 2nd Series Revenue Bonds Series 2016B/C	-	37,006,250	-	37,006,250	-	37,006,250	-	37,006,250
2016 Airport 2nd Series Revenue Refunding Bonds Series 2016D	12,375,000	1,825,917	-	14,200,917	12,375,000	1,825,917	-	14,200,917
2017 Airport 2nd Series Revenue Bonds Series 2017A	-	17,129,300	-	17,129,300	-	17,129,300	-	17,129,300
2017 Airport 2nd Series Revenue Bonds Series 2017B	-	11,599,250	-	11,599,250	-	11,599,250	-	11,599,250
2017 Airport 2nd Series Revenue Refunding Bonds Series 2017D	12,385,000	875,917	-	13,260,917	12,385,000	875,917	-	13,260,917
2018 Airport 2nd Series Variable Rate Revenue Bonds Series 2018B/C	118,333	9,727,168	-	9,845,501	118,333	9,727,168	-	9,845,501
2018 Airport 2nd Series Revenue Bonds Series 2018D	-	36,630,500	-	36,630,500	-	36,630,500	-	36,630,500
2018 Airport 2nd Series Revenue Bonds Series 2018E	-	5,813,750	-	5,813,750	-	5,813,750	-	5,813,750
2018 Airport 2nd Series Revenue Bonds Series 2018F	1,170,833	266,950	-	1,437,783	1,170,833	266,950	-	1,437,783
2018 Airport 2nd Series Revenue Refunding Bonds Series 2018G	5,943,333	1,783,000	-	7,726,333	5,943,333	1,783,000	-	7,726,333
2019 Airport 2nd Series Revenue Bonds Series 2019A	-	57,504,350	-	57,504,350	-	57,504,350	-	57,504,350
2019 Airport 2nd Series Revenue Bonds Series 2019B	-	4,564,000	-	4,564,000	-	4,564,000	-	4,564,000
2019 Airport 2nd Series Revenue Bonds Series 2019C	-	281,471	-	281,471	-	281,471	-	281,471
2019 Airport 2nd Series Revenue Refunding Bonds Series 2019D	19,117,500	17,603,750	-	36,721,250	19,117,500	17,603,750	-	36,721,250
2019 Airport 2nd Series Revenue Bonds Series 2019E	-	37,327,350	-	37,327,350	-	37,327,350	-	37,327,350
2019 Airport 2nd Series Revenue Bonds Series 2019F	-	5,346,250	-	5,346,250	-	5,346,250	-	5,346,250
2019 Airport 2nd Series Revenue Bonds Series 2019G	1,570,833	181,808	-	1,752,641	1,570,833	181,808	-	1,752,641
2019 Airport 2nd Series Revenue Refunding Bonds Series 2019H	18,644,167	5,527,208	-	24,171,375	18,644,167	5,527,208	-	24,171,375
2020 Airport 2nd Series Revenue Refunding Bonds Series 2020A	-	5,224,350	-	5,224,350	-	5,224,350	-	5,224,350
2020 Airport 2nd Series Revenue Refunding Bonds Series 2020B	-	2,063,000	-	2,063,000	-	2,063,000	-	2,063,000
2020 Airport 2nd Series Revenue Refunding Bonds Series 2020C	-	3,850,724	-	3,850,724	-	3,850,724	-	3,850,724
2021 Airport 2nd Series Revenue Refunding Bonds Series 2021A	-	9,761,250	-	9,761,250	-	9,761,250	-	9,761,250
2021 Airport 2nd Series Revenue Refunding Bonds Series 2021B	-	6,453,500	-	6,453,500	-	6,453,500	-	6,453,500
2021 Airport 2nd Series Revenue Refunding Bonds Series 2021C	-	7,452,995	-	7,452,995	-	7,452,995	-	7,452,995
2022 Airport 2nd Series Revenue and Refunding Bonds Series 2022A	36,845,000	13,690,083	-	50,535,083	36,845,000	13,690,083	-	50,535,083
2022 Airport 2nd Series Revenue and Refunding Bonds Series 2022B	24,615,833	11,017,275	-	35,633,108	24,615,833	11,017,275	-	35,633,108
2022 Airport 2nd Series Revenue and Refunding Bonds Series 2022C	11,962,500	5,648,825	-	17,611,325	11,962,500	5,648,825	-	17,611,325
2023 Airport 2nd Series Revenue and Refunding Bonds Series 2023A	-	6,948,250	-	6,948,250	-	6,948,250	-	6,948,250
2023 Airport 2nd Series Revenue and Refunding Bonds Series 2023B	-	3,975,500	-	3,975,500	-	3,975,500	-	3,975,500
2023 Airport 2nd Series Revenue and Refunding Bonds Series 2023C	-	33,839,718	-	33,839,718	-	33,839,718	-	33,839,718
2023 Airport 2nd Series Revenue and Refunding Bonds Series 2023D	-	2,180,703	-	2,180,703	-	2,180,703	-	2,180,703
2024 Airport 2nd Series Revenue and Refunding Bonds Series 2024A	-	29,617,589	-	29,617,589	-	29,617,589	-	29,617,589
2024 Airport 2nd Series Revenue and Refunding Bonds Series 2024B	-	6,048,956	-	6,048,956	-	6,048,956	-	6,048,956
2025 Airport 2nd Series Revenue Bonds Series 2025A	-	16,143,521	-	16,143,521	-	16,143,521	-	16,143,521
2025 Airport 2nd Series Revenue Bonds Series 2025B	-	3,677,543	-	3,677,543	-	3,677,543	-	3,677,543
2025 Airport 2nd Series Revenue Bonds Series 2025C	8,557,500	235,648	-	8,793,148	8,557,500	235,648	-	8,793,148
Proposed Series 2025 Bonds (Spring)	-	52,261,893	-	52,261,893	-	52,261,893	-	52,261,893
Proposed Series 2026 Bonds	-	3,623,833	-	3,623,833	-	3,623,833	-	3,623,833
Commercial Paper Interest	-	20,340,000	-	20,340,000	-	20,340,000	-	20,340,000
Letter of Credit Fees	-	-	-	-	-	-	-	-
LOC Fees for VRDBs	-	997,456	-	997,456	-	997,456	-	997,456
LOC Fees for Commercial Paper	-	4,469,564	-	4,469,564	-	4,469,564	-	4,469,564
Remarketing Fees	-	276,340	-	276,340	-	276,340	-	276,340
TOTAL SAN FRANCISCO INTERNATIONAL AIRPORT	\$ 212,843,332	\$ 506,460,843	\$ -	\$ 719,304,175	\$ 212,843,332	\$ 506,460,843	\$ -	\$ 719,304,175

**CITY AND COUNTY OF SAN FRANCISCO**  
**Statement of Bond Redemption and Interest**  
**Public Service Enterprise Revenue Bonds, Certificates of Participation and Loans**  
**Fiscal Years 2025-2026 and 2026-2027**

	FY 2025-2026				FY 2026-2027			
	Principal	Interest	Additional Rental <sup>(6)</sup>	Total	Principal	Interest	Additional Rental <sup>(6)</sup>	Total
<b>WASTEWATER ENTERPRISE</b>								
2010 Wastewater Revenue Bonds, Series B BABs	\$ 8,000,000	\$ 9,408,913	\$ -	\$ 17,408,913	\$ 8,270,000	\$ 8,991,893	\$ -	\$ 17,261,893
2013 Wastewater Revenue Bonds, Series B	-	3,723,800	-	3,723,800	-	3,723,800	-	3,723,800
2016 Wastewater Revenue Bonds, Series A	6,055,000	9,962,900	-	16,017,900	6,365,000	9,682,675	-	16,047,675
2016 Wastewater Revenue Bonds, Series B	1,705,000	2,808,450	-	4,513,450	1,795,000	2,729,475	-	4,524,475
2018 Wastewater Revenue Bonds, Series A	6,915,000	9,498,225	-	16,413,225	7,270,000	9,143,600	-	16,413,600
2018 Wastewater Revenue Bonds, Series B	5,610,000	7,969,250	-	13,579,250	3,500,000	7,741,500	-	11,241,500
2021 Wastewater Revenue Bonds, Series A	-	11,465,700	-	11,465,700	-	11,465,700	-	11,465,700
2021 Wastewater Revenue Bonds, Series B	-	1,852,250	-	1,852,250	-	1,852,250	-	1,852,250
2022 Wastewater Revenue Bonds, Series B	10,175,000	6,183,375	-	16,358,375	10,695,000	5,661,625	-	16,356,625
2023 Wastewater Revenue Bonds, Series A	-	13,317,531	-	13,317,531	22,000,000	26,085,063	-	48,085,063
2023 Wastewater Revenue Bonds, Series B "New Money"	-	2,096,000	-	2,096,000	-	7,023,250	-	7,023,250
2023 Wastewater Revenue Bonds, Series B "Refunding"	-	2,632,000	-	2,632,000	-	2,632,000	-	2,632,000
2023 Wastewater Revenue Bonds, Series C	-	6,626,400	-	6,626,400	-	6,626,400	-	6,626,400
2024 Wastewater Revenue Bonds, Series A	-	-	-	-	-	20,068,171	-	20,068,171
2024 Wastewater Revenue Bonds, Series B	-	4,285,773	-	4,285,773	-	4,285,773	-	4,285,773
2024 Wastewater Revenue Bonds, Series C	-	-	-	-	-	26,986,000	-	26,986,000
2024 Wastewater Revenue Bonds, Series D	-	-	-	-	-	4,244,750	-	4,244,750
SRF Loans:								
North Point Facility Outfall Rehabilitation	505,512	256,445	-	761,957	514,612	247,346	-	761,958
SEP Primary/Secondary Clarifier Upgrades	838,150	425,191	-	1,263,341	853,237	410,104	-	1,263,341
SEP 521/522 and Disinfection Upgrades	1,097,581	616,893	-	1,714,474	1,117,337	597,137	-	1,714,474
Lake Merced Green Infrastructure OSP Gas Utilization	1,75,444	89,635	-	265,079	178,251	86,827	-	265,078
OSP Gas Utilization	1,382,144	686,349	-	2,068,493	1,401,494	666,999	-	2,068,493
SEP Headworks Project	3,239,521	1,170,725	-	4,410,246	3,246,612	1,163,633	-	4,410,245
SEP Biosolids Digester Facility	-	-	-	-	3,462,569	1,792,000	-	5,254,569
WIFIA Loan N17128CA (BDFP)	-	5,239,457	-	5,239,457	-	10,478,914	-	10,478,914
WIFIA Construction Period Loan Servicing Fee (BDFP)	-	32,000	-	32,000	-	33,000	-	33,000
WIFIA Construction Period Loan Servicing Fee (SEP Headworks)	-	32,000	-	32,000	-	33,000	-	33,000
WIFIA Construction Period Loan Servicing Fee (Master Agreement)	-	32,000	-	32,000	-	33,000	-	33,000
COP 525 Golden Gate Office Space, Series 2009 D (COPs 18.88%)	937,362	1,436,028	1,794	2,375,184	977,008	1,375,133	1,794	2,353,935
Trustee and Arbitrage Computation Fee (Wastewater Revenue Bonds)	-	77,535	-	77,535	-	77,535	-	77,535
TOTAL WASTEWATER ENTERPRISE BEFORE OFFSET	\$ 46,635,714	\$ 101,924,825	\$ 1,794	\$ 148,562,333	\$ 71,646,120	\$ 175,938,553	\$ 1,794	\$ 247,586,467
Federal Offsets								
2010 Wastewater Revenue Bonds, Series B BABs Federal Offset	-	(3,105,412)	-	(3,105,412)	-	(2,967,774)	-	(2,967,774)
COP 525 Golden Gate Office Space, Series 2009	-	(473,961)	-	(473,961)	-	(453,862)	-	(453,862)
TOTAL WASTEWATER ENTERPRISE	\$ 46,635,714	\$ 98,345,452	\$ 1,794	\$ 144,982,960	\$ 71,646,120	\$ 172,516,917	\$ 1,794	\$ 244,164,831
<b>WATER ENTERPRISE</b>								
2010 Water Revenue Bonds, Series B BABs	\$ 14,225,000	\$ 18,102,888	\$ -	\$ 32,327,888	\$ 14,765,000	\$ 17,268,750	\$ -	\$ 32,033,750
2010 Water Revenue Bonds, Series E BABs	14,080,000	17,690,820	-	31,770,820	14,585,000	16,916,613	-	31,501,613
2010 Water Revenue Bonds, Series G BABs	-	24,427,165	-	24,427,165	-	24,427,165	-	24,427,165
2015 Water Revenue Bonds, Series A	-	-	-	-	-	-	-	-
2016 Water Revenue Bonds, Series A	26,050,000	20,294,450	-	46,344,450	38,150,000	18,689,450	-	56,839,450

**CITY AND COUNTY OF SAN FRANCISCO**  
**Statement of Bond Redemption and Interest**  
**Public Service Enterprise Revenue Bonds, Certificates of Participation and Loans**  
**Fiscal Years 2025-2026 and 2026-2027**

	FY 2025-2026				FY 2026-2027			
	Principal	Interest	Additional Rental <sup>(6)</sup>	Total	Principal	Interest	Additional Rental <sup>(6)</sup>	Total
2016 Water Revenue Bonds, Series B	7,715,000	1,209,050	-	8,924,050	8,015,000	894,450	-	8,909,450
2016 Water Revenue Bonds, Series C	6,455,000	8,117,789	-	14,572,789	6,645,000	7,924,516	-	14,569,516
2017 Water Revenue Bonds, Series A	-	-	-	-	-	-	-	-
2017 Water Revenue Bonds, Series B	-	-	-	-	-	-	-	-
2017 Water Revenue Bonds, Series C	-	-	-	-	-	-	-	-
2017 Water Revenue Bonds, Series D	20,515,000	8,575,475	-	29,090,475	21,540,000	7,524,100	-	29,064,100
2017 Water Revenue Bonds, Series E	7,425,000	2,089,875	-	9,514,875	7,830,000	1,708,500	-	9,538,500
2017 Water Revenue Bonds, Series F	875,000	303,125	-	1,178,125	920,000	258,250	-	1,178,250
2017 Water Revenue Bonds, Series G	-	-	-	-	-	-	-	-
2019 Water Revenue Bonds, Series A	2,050,000	10,421,694	-	12,471,694	2,215,000	10,372,260	-	12,587,260
2019 Water Revenue Bonds, Series B	75,000	550,967	-	625,967	80,000	548,524	-	628,524
2019 Water Revenue Bonds, Series C	80,000	600,223	-	680,223	85,000	597,622	-	682,622
2020 Water Revenue Bonds, Series A	-	7,294,750	-	7,294,750	-	7,294,750	-	7,294,750
2020 Water Revenue Bonds, Series B	-	3,066,500	-	3,066,500	-	3,066,500	-	3,066,500
2020 Water Revenue Bonds, Series C	-	3,413,400	-	3,413,400	-	3,413,400	-	3,413,400
2020 Water Revenue Bonds, Series D	-	1,476,000	-	1,476,000	-	1,476,000	-	1,476,000
2020 Water Revenue Bonds, Series E	-	4,234,252	-	4,234,252	-	4,216,525	-	4,876,525
2020 Water Revenue Bonds, Series F	595,000	3,210,794	-	4,420,794	660,000	3,198,597	-	4,443,597
2020 Water Revenue Bonds, Series G	1,210,000	970,097	-	8,495,097	1,245,000	907,713	-	6,287,713
2020 Water Revenue Bonds, Series H	7,525,000	1,453,639	-	2,018,639	5,380,000	1,447,951	-	2,027,951
2023 Water Revenue Bonds, Series A	565,000	17,921,188	-	17,921,188	580,000	17,921,188	-	17,921,188
2023 Water Revenue Bonds, Series B	-	3,309,438	-	3,309,438	-	3,309,438	-	3,309,438
2023 Water Revenue Bonds, Series C	-	23,293,850	-	23,293,850	-	23,293,850	-	23,293,850
2023 Water Revenue Bonds, Series D	-	1,399,000	-	1,399,000	-	1,354,625	-	3,129,625
2025 Water Revenue Bonds, Series A	33,260,000	23,445,256	-	56,705,256	23,800,000	21,110,000	-	44,910,000
2025 Water Revenue Bonds, Series B	3,005,000	1,867,597	-	4,872,597	3,205,000	1,639,625	-	4,844,625
2025 Water Revenue Bonds, Series C	1,435,000	903,021	-	2,338,021	1,535,000	793,625	-	2,328,625
SRF Loan:								
Westside Recycled Water Project	5,069,097	1,763,280	-	6,832,377	5,119,787	1,763,280	-	6,883,067
Mt. Tunnel Improvements Project	-	2,536,624	-	2,536,624	-	2,586,524	-	2,586,524
COP 525 Golden Gate Office Space, Series 2009 D BAB (COPs 71.40%)	3,545,021	5,430,932	6,783	8,982,736	3,694,961	5,200,629	6,783	8,902,373
Trustee and Arbitrage Computation Fee (Water Revenue Bonds)	-	141,400	-	141,400	-	141,400	-	141,400
<b>TOTAL WATER ENTERPRISE BEFORE OFFSET</b>	<b>\$ 155,754,118</b>	<b>\$ 219,514,539</b>	<b>\$ 6,783</b>	<b>\$ 375,275,440</b>	<b>\$ 161,824,748</b>	<b>\$ 211,285,820</b>	<b>\$ 6,783</b>	<b>\$ 373,097,351</b>
Federal Offsets								
2010 Water Revenue Bonds, Series B BABs Federal Offset	-	(5,974,858)	-	(5,974,858)	-	(5,699,551)	-	(5,699,551)
2010 Water Revenue Bonds, Series E BABs Federal Offset	-	(5,838,855)	-	(5,838,855)	-	(5,583,328)	-	(5,583,328)
2010 Water Revenue Bonds, Series G BABs Federal Offset	-	(8,062,186)	-	(8,062,186)	-	(8,062,186)	-	(8,062,186)
COP 525 Golden Gate Office Space, Series 2009 Federal Offset	-	(1,792,479)	-	(1,792,479)	-	(1,716,467)	-	(1,716,467)
<b>TOTAL WATER ENTERPRISE</b>	<b>\$ 155,754,118</b>	<b>\$ 197,846,161</b>	<b>\$ 6,783</b>	<b>\$ 353,607,062</b>	<b>\$ 161,824,748</b>	<b>\$ 190,204,288</b>	<b>\$ 6,783</b>	<b>\$ 352,035,819</b>
<b>Property Insurance on Existing COP Debt (Enterprise)</b>	<b>\$ -</b>	<b>\$ -</b>	<b>\$ 2,230,891</b>	<b>\$ 2,230,891</b>	<b>\$ -</b>	<b>\$ -</b>	<b>\$ 2,497,520</b>	<b>\$ 2,497,520</b>
<b>TOTAL PUBLIC SERVICE ENTERPRISES</b>	<b>\$ 445,662,913</b>	<b>\$ 856,636,970</b>	<b>\$ 2,270,266</b>	<b>\$ 1,304,570,149</b>	<b>\$ 477,634,990</b>	<b>\$ 924,429,751</b>	<b>\$ 2,527,395</b>	<b>\$ 1,404,592,136</b>

(7) Debt service related to construction cost of Laguna Honda Hospital is offset by SB 1128 sinking fund. The information assumes that SB 1128 reimbursement will be available to partially cover the Certificates of Participation

Refunding Bond, Series 2019-RT LHH debt service.

(8) The Hetch Hetchy Water and Power Enterprise, Wastewater Enterprise, and Water Enterprise are on a fixed two-year budget. The FY 2025-2026 and FY 2026-2027 debt service figures were updated in this AAO.

(9) The Airport is on a fixed two-year budget. The FY 2025-2026 and FY 2026-2027 debt service figures were updated in this AAO.

(10) Additional Rental includes bond-related expenses such as trustee and arbitrage rebate computation fees shown by issue. Property insurance for outstanding COPs is shown as a total at the bottom of the table.

CITY & COUNTY OF SAN FRANCISCO, CALIFORNIA

Click on this page to be redirected to the Legislative Research Center to  
view the entirety of this document

DANIEL LURIE

# PROPOSED BUDGET

FISCAL YEARS 2025-2026 & 2026-2027



## MAYOR'S OFFICE OF PUBLIC POLICY AND FINANCE

Joshua Cardenas

Daniel Cawley

Luisa Coy

Jack English

Sophia Kittler

Matthew Puckett

Eliza Pugh

Tabitha Romero-Bothi

Santiago Silva

Tiffany Young

Note: Additions are *single-underline italics Times New Roman*;  
deletions are ~~*strikethrough italics Times New Roman*~~.  
Board amendment additions are double underlined.  
Board amendment deletions are ~~strikethrough normal~~.

### **SECTION 3. General Authority.**

The Controller is hereby authorized and directed to set up appropriate accounts for the items of receipts and expenditures appropriated herein.

#### **SECTION 3.1 Two-Year Budget.**

For departments for which the Board of Supervisors has authorized, or the Charter requires, a fixed two-year budget, appropriations in this ordinance shall be available for allotment by the Controller on July 1st of the fiscal year in which appropriations have been approved. The Controller is authorized to adjust the two-year budget to reflect transfers and substitutions consistent with City's policies and restrictions for such transfers. The Controller is further authorized to make adjustments to the second year budgets consistent with Citywide estimates for salaries, fringe benefits, and work orders.

### **SECTION 4. Interim Budget Provisions.**

All funds for equipment and new capital improvements shall be held in reserve until final enactment of the budget. No new equipment or capital improvements shall be authorized during the interim period other than equipment or capital improvements that, in the discretion of the Controller, is reasonably required for the continued operation of existing programs or projects previously approved by the Board of Supervisors. Authorization for the purchase of such equipment may be approved by the Board of

Supervisors.

During the period of the interim Annual Appropriation Ordinance and interim Annual Salary Ordinance, no transfer of funds within a department shall be permitted without approval of the Controller, Mayor's Budget Director and the Chair of the Budget and Finance Committee.

When the Budget and Finance Committee or Budget and Appropriations Committee reserves selected expenditure items pending receipt of additional information from departments, upon receipt of the required information to the satisfaction of that committee, the Controller may release the previously reserved funds with no further action required by the Board of Supervisors.

If the Budget and Finance Committee or Budget and Appropriations Committee recommends a budget that increases funding that was deleted in the Mayor's Budget, the Controller shall have the authority to continue to pay these expenses until final enactment of the budget.

#### **SECTION 4.1 Interim Budget – Positions.**

No new position may be filled in the interim period with the exception of those positions which in the discretion of the Controller are critical for the operation of existing programs or for projects previously approved by the Board of Supervisors or are required for emergency operations or where such positions would result in a net increase in revenues or where such positions are required to comply with law. New positions shall be defined as those positions that are enumerated in the Mayor's budget for the current



1 fiscal year but were not enumerated in the appropriation and salary ordinances for the  
2 prior fiscal year, as amended, through June 30 of the prior fiscal year. In the event the  
3 Mayor has approved the reclassification of a position in the department's budget for the  
4 current fiscal year, the Controller shall process a temporary or "tx" requisition at the  
5 request of the department and subject to approval of the Human Resources Director.  
6 Such action will allow for the continued employment of the incumbent in their former  
7 position pending action on the proposed reclassifications.

8  
9 If the Budget and Finance Committee or Budget and Appropriations Committee of the  
10 Board of Supervisors recommends a budget that reinstates positions that were deleted  
11 in the Mayor's Budget, the Controller and the Human Resources Director shall have the  
12 authority to continue to employ and pay the salaries of the reinstated positions until final  
13 enactment of the budget.

#### 14 15 **SECTION 5. Transfers of Functions and Duties.**

16 Where revenues for any fund or department are herein provided by transfer from any  
17 other fund or department, or where a duty or a performance has been transferred from  
18 one department to another, the Controller is authorized and directed to make the related  
19 transfer of funds, provided further, that where revenues for any fund or department are  
20 herein provided by transfer from any other fund or department in consideration of  
21 departmental services to be rendered, in no event shall such transfer of revenue be  
22 made in excess of the actual cost of such service.

23  
24 Where a duty or performance has been transferred from one department to another or  
25 departmental reorganization is effected as provided in the Charter, in addition to any

1 required transfer of funds, the Controller and Human Resources Director are authorized  
2 to make any personnel transfers or reassignments between the affected departments  
3 and appointing officers at a mutually convenient time, not to exceed 100 days from the  
4 effective date of the ordinance or Mayoral memorandum transferring the duty or  
5 function. The Controller, the Human Resources Director and Clerk of the Board of  
6 Supervisors, with assistance of the City Attorney, are hereby authorized and directed to  
7 make such changes as may be necessary to conform to all applicable ordinances to  
8 reflect said reorganization, transfer of duty or performance between departments.

9  
10 **SECTION 5.1 Agencies Organized Under One Department.**

11 Where one or more offices or agencies are organized under a single appointing officer  
12 or department head, the component units may continue to be shown as separate  
13 agencies for budgeting and accounting purposes to facilitate reporting. However, the  
14 entity shall be considered a single department for purposes of employee assignment  
15 and seniority, position transfers, and transfers of monies among funds within the  
16 department, and reappropriation of funds.

17  
18 **SECTION 5.2 Continuing Funds Appropriated.**

19 In addition to the amount provided from taxes, the Controller shall make available for  
20 expenditure the amount of actual receipts from special funds whose receipts are  
21 continuously appropriated as provided in the Municipal Codes.

22  
23 **SECTION 5.3 Multi-Year Revenues.**

24 In connection with money received in one fiscal year for departmental services to be  
25 performed in a subsequent year, the Controller is authorized to establish an account for

1 depositing revenues that are applicable to the ensuing fiscal year. Said revenue shall be  
2 carried forward and become a part of the funds available for appropriation in said  
3 ensuing fiscal year.

4  
5 **SECTION 5.4 Contracting Funds.**

6 All money received in connection with contracts under which a portion of the moneys  
7 received is to be paid to the contractors and the remainder of the moneys received  
8 inures to the City shall be deposited in the Treasury.

9  
10 (a) That portion of the money received that under the terms of the contract inures to  
11 the City shall be deposited to the credit of the appropriate fund.

12  
13 (b) That portion of the money received that under the terms of the contracts is to be  
14 paid to the contractor shall be deposited in special accounts and is hereby appropriated  
15 for said purposes.

16  
17 **SECTION 5.5 Real Estate Services.**

18 Rents received from properties acquired or held in trust for specific purposes are hereby  
19 appropriated to the extent necessary for maintenance of said properties, including  
20 services of the General Services Agency.

21  
22 Moneys received from lessees, tenants or operators of City-owned property for the  
23 specific purpose of real estate services relative to such leases or operating agreements  
24 are hereby appropriated to the extent necessary to provide such services.

25

1   **SECTION 5.6 Collection Services.**

2   In any contracts for the collection of unpaid bills for services rendered to clients,  
3   patients, or both by the Department of Public Health in which said unpaid bills have not  
4   become delinquent pursuant to Article V of Chapter 10 of the Administrative Code, the  
5   Controller is hereby authorized to adjust the estimated revenues and expenditures of  
6   the various divisions and institutions of the Department of Public Health to record such  
7   recoveries. Any percentage of the amounts, not to exceed 25 percent, recovered from  
8   such unpaid bills by a contractor is hereby appropriated to pay the costs of said  
9   contract. The Controller is authorized and is hereby directed to establish appropriate  
10   accounts to record total collections and contract payments relating to such unpaid bills.

11

12   **SECTION 5.7 Contract Amounts Based on Savings.**

13   When the terms of a contract provide for payment amounts to be determined by a  
14   percentage of cost savings or previously unrecognized revenues, such amounts as are  
15   actually realized from either said cost savings or unrecognized revenues are hereby  
16   appropriated to the extent necessary to pay contract amounts due. The Controller is  
17   authorized and is hereby directed to establish appropriate accounts to record such  
18   transactions.

19

20   **SECTION 6. Bond Interest and Redemption.**

21   In the event that estimated receipts from other than utility revenues, but including  
22   amounts from ad-valorem taxes, shall exceed the actual requirements for bond interest  
23   and redemption, said excess shall be transferred to a General Bond Interest and  
24   Redemption Reserve account. The Bond Interest and Redemption Reserve is hereby  
25   appropriated to meet debt service requirements including printing of bonds, cost of bond

rating services, funds due to the Internal Revenue Service, and the legal opinions approving the validity of bonds authorized to be sold not otherwise provided for herein.

Issuance, legal, and financial advisory service costs, including the reimbursement of departmental services in connection therewith, for debt instruments issued by the City, to the extent approved by the Board of Supervisors in authorizing the debt, may be paid from the proceeds of such debt and are hereby appropriated for said purposes.

To the extent bond rating fees are incurred and payable prior to the issuance of Board of Supervisors authorized Certificates of Participation due to unexpected changes in market conditions causing a delay in issuance, such fees may be paid from funds appropriated for annual Certificates of Participation debt service that exceed the actual requirements for bond interest and redemption.

#### **SECTION 7. Allotment Controls.**

Since several items of expenditures herein appropriated are based on estimated receipts, income, or revenues which may not be fully realized, it shall be incumbent upon the Controller to establish a schedule of allotments, of such duration as the Controller may determine, under which the sums appropriated to the several departments shall be expended. The Controller shall revise such revenue estimates periodically. If such revised estimates indicate a shortage, the Controller shall hold in reserve an equivalent amount of the corresponding expenditure appropriations set forth herein until the collection of the amounts as originally estimated is assured, and in all cases where it is provided by the Charter that a specified or minimum tax shall be levied for any department the amount of appropriation herein provided derived from taxes shall

1 not exceed the amount actually produced by the levy made for such department.

2  
3 The Controller, in issuing payments or in certifying contracts, purchase orders, or other  
4 encumbrances pursuant to Section 3.105 of the Charter, shall consider only the allotted  
5 portions of appropriation items to be available for encumbrance or expenditure and shall  
6 not approve the incurring of liability under any allotment in excess of the amount of such  
7 allotment. In case of emergency or unusual circumstances which could not be  
8 anticipated at the time of allotment, an additional allotment for a period may be made on  
9 the recommendation of the department head and the approval of the Controller. After  
10 the allotment schedule has been established or fixed, as heretofore provided, it shall be  
11 unlawful for any department or officer to expend or cause to be expended a sum greater  
12 than the amount set forth for the particular activity in the allotment schedule so  
13 established, unless an additional allotment is made, as herein provided.

14  
15 Allotments, liabilities incurred, and expenditures made under expenditure appropriations  
16 herein enumerated shall in no case exceed the amount of each such appropriation,  
17 unless the same shall have been increased by transfers or supplemental appropriations  
18 made in the manner provided by Section 9.105 of the Charter.

19  
20 **SECTION 7.1 Prior Year Encumbrances.**

21 The Controller is hereby authorized to establish reserves for the purpose of providing  
22 funds for adjustments in connection with liquidation of encumbrances and other  
23 obligations of prior years.

**SECTION 7.2 Equipment Purchases.**

Funds for the purchase of items of equipment having a value of over \$20,000 and a useful life of three years and over shall only be purchased from appropriations specifically provided for equipment or lease-purchased equipment, including equipment from capital projects. Departments may purchase additional or replacement equipment from previous equipment or lease-purchase appropriations, or from citywide equipment and other non-salary appropriations, with approval of the Mayor's Office and the Controller.

Where appropriations are made herein for the purpose of replacing automotive and other equipment, the equipment replaced shall be surrendered to the General Services Agency and shall be withdrawn from service on or before delivery to departments of the new automotive equipment. When the replaced equipment is sold, in lieu of being traded-in, the proceeds shall be deposited to a revenue account of the related fund. Provided, however, that so much of said proceeds as may be required to affect the purchase of the new equipment is hereby appropriated for the purpose. Funds herein appropriated for automotive equipment shall not be used to buy a replacement of any automobile superior in class to the one being replaced unless it has been specifically authorized by original appropriation ordinance.

Appropriations for equipment from current funds shall be construed to be annual appropriations and unencumbered balances shall lapse at the close of the fiscal year.

**SECTION 7.3 Enterprise Deficits.**

Funds appropriated herein to meet estimated enterprise deficits shall be made available to each such enterprise only to the extent that an actual deficit shall exist and not to exceed the amount herein provided. Any amount not required for the purpose of meeting an enterprise fund deficit shall be transferred back to the General Fund at the end of each fiscal year unless otherwise appropriated by ordinance.

**SECTION 7.4 Public Utilities Commission Debt Service.**

The San Francisco Public Utilities Commission shall, in coordination with the Controller's Office, record and report the use of debt service appropriations in their respective debt service funds consistent with the Schedule of Bond Redemption and Interest Statement included herein and as required pursuant to Governmental Accounting Standards Board (GASB) and Generally Accepted Accounting Principles (GAAP) accounting rules, requirements and practices. The Controller is hereby authorized to make all associated net-zero appropriation transfers to ensure compliant financial reporting.

**SECTION 8. Expenditure Estimates.**

Where appropriations are made for specific projects or purposes which may involve the payment of salaries or wages, the head of the department to which such appropriations are made, or the head of the department authorized by contract or interdepartmental order to make expenditures from each such appropriation, shall file with the Controller, when requested, an estimate of the amount of any such expenditures to be made during the ensuing period.



**SECTION 8.1 State and Federal Funds.**

The Controller is authorized to increase federal and state funds that may be claimed due to new General Fund expenditures appropriated by the Board of Supervisors. The Human Resources Director is authorized to add civil service positions required to implement the programs authorized by these funds. The Controller and the Human Resources Director shall report to the Board of Supervisors any actions taken under this authorization before the Board acts on the Annual Appropriation and Annual Salary Ordinances.

**SECTION 8.2 State and Federal Funding Restorations.**

If additional state or federal funds are allocated to the City to backfill state or federal reductions, the Controller shall backfill any funds appropriated to any program to the General Reserve.

**SECTION 8.3 Process for Addressing General Fund Revenue Shortfalls**

Upon receiving Controller estimates of revenue shortfalls that exceed the value of the General Reserve and any other allowances for revenue shortfalls in the adopted City budget, the Mayor shall inform the Board of Supervisors of actions to address this shortfall. The Board of Supervisors may adopt an ordinance to reflect the Mayor's proposal or alternative proposals in order to balance the budget.

**SECTION 9. Interdepartmental Services.**

The Controller is hereby authorized and directed to prescribe the method to be used in making payments for interdepartmental services in accordance with the provisions of Section 3.105 of the Charter, and to provide for the establishment of interdepartmental

1 reserves which may be required to pay for future obligations which result from current  
2 performances. Whenever, in the judgment of the Controller, the amounts which have  
3 been set aside for such purposes are no longer required or are in excess of the amount  
4 which is then currently estimated to be required, the Controller shall transfer the amount  
5 no longer required to the fund balance of the particular fund of which the reserve is a  
6 part. Provided further that no expenditure shall be made for personnel services, rent,  
7 equipment, or capital outlay purposes from any interdepartmental reserve or work order  
8 fund without specific appropriation by the Board of Supervisors.

9  
10 The amount detailed in departmental budgets for services of other City departments  
11 cannot be transferred to other spending categories without prior agreement from both  
12 the requesting and performing departments.

13  
14 The Controller, pursuant to the provisions of Charter Section 3.105, shall review and  
15 may adjust charges or fees for services that may be authorized by the Board of  
16 Supervisors for the administration of the Technology Marketplace. Such fees are hereby  
17 appropriated for that purpose.

18  
19 **SECTION 10. Positions in the City Service.**

20 Department heads shall not make appointments to any office or position until the  
21 Controller shall certify that funds are available.

22  
23 Funds provided herein for salaries or wages may, with the approval of the Controller, be  
24 used to provide for temporary employment when it becomes necessary to replace the  
25 occupant of a position while on extended leave without pay, or for the temporary filling

1 of a vacancy in a budgeted position. The Controller is authorized to approve the use of  
2 existing salary appropriations within departments to fund permanent appointments of up  
3 to six months to backfill anticipated vacancies to ensure implementation of successful  
4 succession plans and to facilitate the transfer of mission critical knowledge. The  
5 Controller shall provide a report to the Board of Supervisors every six months  
6 enumerating permanent positions created under this authority.

7  
8 Appointments to seasonal or temporary positions shall not exceed the term for which  
9 the Controller has certified the availability of funds.

10  
11 The Controller shall be immediately notified of a vacancy occurring in any position.

12  
13 **SECTION 10.1 Positions, Funds, and Transfers for Specific Purposes.**

14 Funds for personnel services may be transferred from any legally available source on  
15 the recommendation of the department head and approval by the City Administrator,  
16 Board, or Commission, for departments under their respective jurisdiction, and on  
17 authorization of the Controller with the prior approval of the Human Resources Director  
18 for:

19  
20 (a) Lump sum payments to officers, employees, police officers and fire fighters other  
21 than elective officers and members of boards and commissions upon death or  
22 retirement or separation caused by industrial accident for accumulated sick leave  
23 benefits in accordance with Civil Service Commission rules.

24  
25 (b) Payment of the supervisory differential adjustment, out of class pay, or other

1 negotiated premium to employees who qualify for such adjustment provided that the  
2 transfer of funds must be made from funds currently available in departmental  
3 personnel service appropriations.

4  
5 (c) Payment of any legal salary or fringe benefit obligations of the City, including  
6 amounts required to fund arbitration awards.

7  
8 (d) The Controller is hereby authorized to adjust salary appropriations for positions  
9 administratively reclassified or temporarily exchanged by the Human Resources  
10 Director provided that the reclassified position and the former position are in the same  
11 functional area.

12  
13 (e) Positions may be substituted or exchanged between the various salary  
14 appropriations or position classifications when approved by the Human Resources  
15 Director as long as said transfers do not increase total departmental personnel service  
16 appropriations.

17  
18 (f) The Controller is hereby authorized and directed upon the request of a  
19 department head and the approval by the Mayor's Office to transfer from any legally  
20 available funds amounts needed to fund legally mandated salaries, fringe benefits, and  
21 other costs of City employees. Such funds are hereby appropriated for the purpose set  
22 forth herein.

23  
24 (g) The Controller is hereby authorized to transfer any legally available funds to  
25 adjust salary and fringe benefit appropriations as required under reclassifications

recommended by the Human Resources Director and approved by the Board of Supervisors in implementing the Management Compensation and Classification Plan.

Amounts transferred shall not exceed the actual amount required including the cost to the City of mandatory fringe benefits.

(h) Pursuant to California Labor Code Section 4850.4, the Controller is authorized to make advance payments from departments' salary accounts to employees participating in CalPERS who apply for disability retirement. Repayment of these advanced disability retirement payments from CalPERS and from employees are hereby appropriated to the departments' salary account.

(i) For purposes of defining terms in Administrative Code Section 3.18, the Controller is authorized to process transfers where such transfers are required to administer the budget through the following certification process: In cases where expenditures are reduced at the level of appropriation control during the Board of Supervisors phase of the budget process, the Chair of the Budget and Finance Committee, on recommendation of the Controller, may certify that such a reduction does not reflect a deliberate policy reduction adopted by the Board. The Mayor's Budget Director may similarly provide such a certification regarding reductions during the Mayor's phase of the budget process.

## **SECTION 10.2 Professional Services Contracts.**

Funds appropriated for professional service contracts may be transferred to the account for salaries on the recommendation of the department head for the specific purpose of

1 using City personnel in lieu of private contractors with the approval of the Human  
2 Resources Director and the Mayor and certification by the Controller that such transfer  
3 of funds would not increase the cost of government.

4  
5 **SECTION 10.3 Surety Bond Fund Administration.**

6 The Controller is hereby authorized to allocate funds from capital project appropriations  
7 to the San Francisco Self-Insurance Surety Bond Fund, as governed by Administrative  
8 Code Section 10.100-317 and in accordance with amounts determined pursuant to  
9 Administrative Code Section 14B.16.

10  
11 **SECTION 10.4 Salary Adjustments, Memoranda of Understanding (MOUs).**

12 The Controller is authorized and directed to transfer from the Salary and Benefits  
13 Reserve, or any legally available funds, amounts necessary to adjust appropriations for  
14 salaries and related mandatory fringe benefits of employees whose compensation is  
15 pursuant to Charter Sections A8.403 (Registered Nurses), A8.404 (Transit Operators),  
16 A8.409 (Miscellaneous Employees), A8.405 and A8.590-1 through A8.590-5 (Police and  
17 Firefighters), revisions to state law, or collective bargaining agreements adopted  
18 pursuant to the Charter or arbitration award. The Controller and Human Resources  
19 Director are further authorized and directed to adjust the rates of compensation to  
20 reflect current pay rates for any positions affected by the foregoing provisions.

21  
22 Adjustments made pursuant to this section shall reflect only the percentage increase  
23 required to adjust appropriations to reflect revised salary and other pay requirements  
24 above the funding level established in the base and adopted budget of the respective  
25 departments.

1 The Controller is authorized and directed to transfer from reserves or any legally  
2 available funds amounts necessary to provide costs of non-salary benefits in ratified  
3 Memoranda of Understanding or arbitration awards or Board of Supervisors approved  
4 employee and retiree health and dental rates. The Controller's Office shall report to the  
5 Budget and Finance Committee or Budget and Appropriations Committee on the status  
6 of the Salary and Benefits Reserve, including amounts transferred to individual City  
7 departments and remaining Reserve balances, as part of the Controller's Six and Nine  
8 Month Budget Status Reports.

9  
10 **SECTION 10.5 MOUs to be Reflected in Department Budgets.**

11 Should the City adopt an MOU with a recognized employee bargaining organization  
12 during the fiscal year which has fiscal effects, the Controller is authorized and directed  
13 to reflect the budgetary impact of said MOU in departmental appropriations by  
14 transferring amounts to or from the Salary and Benefits Reserve, or, for self-supporting  
15 or restricted funds, to or from the respective unappropriated fund balance account. All  
16 amounts transferred pursuant to this section are hereby appropriated for that purpose.

17  
18 **SECTION 10.6 Funding Memoranda of Understanding (MOUs).**

19 Whenever the Board of Supervisors has ratified by ordinance or resolution Memoranda  
20 of Understanding with recognized employee organizations or an arbitration award has  
21 become effective, and said memoranda or award contains provisions requiring the  
22 expenditure of funds, the Controller, on the recommendation of the Human Resources  
23 Director, shall reserve sufficient funds to comply with such provisions and such funds  
24 are hereby appropriated for such purposes. The Controller is hereby authorized to make  
25 such transfers from funds hereby reserved or legally available as may be required to

1 make funds available to departments to carry out the purposes required by the  
2 Memoranda of Understanding or arbitration award.

3  
4 **SECTION 10.7 Fringe Benefit Rate Adjustments.**

5 Appropriations herein made for fringe benefits may be adjusted by the Controller to  
6 reflect revised amounts required to support adopted or required contribution rates. The  
7 Controller is authorized and is hereby directed to transfer between departmental  
8 appropriations and the General Reserve or other unappropriated balance of funds any  
9 amounts resulting from adopted or required contribution rates and such amounts are  
10 hereby appropriated to said accounts.

11  
12 When the Controller determines that prepayment of the employer share of pension  
13 contributions is likely to be fiscally advantageous, the Controller is authorized to adjust  
14 appropriations and transfers in order to make and reconcile such prepayments.

15  
16 **SECTION 10.8 Police Department Uniformed Positions.**

17 Positions in the Police Department for each of the various ranks that are filled based on  
18 the educational attainment of individual officers may be filled interchangeably at any  
19 level within the rank (e.g., Patrol Officer Q2, Q3 or Q4, Sergeant Q50, Q51, Q52). The  
20 Controller and Human Resources Director are hereby authorized to adjust payrolls,  
21 salary ordinances, and other documents, where necessary, to reflect the current status  
22 of individual employees; provided however, that nothing in this section shall authorize  
23 an increase in the total number of positions allocated to any one rank or to the Police  
24 Department.



**SECTION 10.9 Holidays, Special Provisions.**

Whenever the Mayor formally declares that any day is a holiday for City employees under the terms of a Memorandum of Understanding, the Controller, with the approval of the Mayor's Office, is hereby authorized to make such transfer of funds not to exceed the actual cost of said holiday from any legally available funds.

**SECTION 10.10 Litigation Reserve, Payments.**

The Controller is authorized and directed to transfer from the Reserve for Litigation Account for General Fund supported departments or from any other legally available funds for other funds, amounts required to make payments required to settle litigation against the City that has been recommended by the City Attorney and approved by the Board of Supervisors in the manner provided in the Charter. Such funds are hereby appropriated for the purposes set forth herein.

Amounts required to pay settlements of claims or litigation involving the Public Utilities Commission are hereby appropriated from the Public Utilities Commission Wastewater Enterprise fund balance or the Public Utilities Commission Water Enterprise fund balance, as appropriate, for the purpose of paying such settlements following final approval of those settlements by resolution or ordinance.

**SECTION 10.11 Changes in Health Services Eligibility.**

Should the Board of Supervisors amend Administrative Code Section 16.700 to change the eligibility in the City's Health Service System, the Controller is authorized and directed to transfer from any legally available funds or the Salary and Fringe Reserve for the amount necessary to provide health benefit coverage not already reflected in the

1 departmental budgets.

2  
3 **Section 10.12 Workers' Compensation Alternative Dispute Resolution Program**

4 Resolutions 85-19 and 86-19 authorized the Department of Human Resources to enter  
5 Workers' Compensation Alternative Dispute Resolution (ADR) Labor-Management  
6 Agreements with the San Francisco Firefighters' Association, Local 798, and San  
7 Francisco Police Officers Association, respectively. These Agreements require the City  
8 to allocate an amount equal to 50% of the ADR program estimated net savings, as  
9 determined by actuarial report, for the benefit of active employees. The Controller is  
10 authorized and directed to transfer from any legally available funds the amount  
11 necessary to make the required allocations. This provision will terminate if the parties  
12 agree to terminate the Agreements.

13  
14 **SECTION 11. Funds Received for Special Purposes, Trust Funds.**

15 The Controller is hereby authorized and directed to continue the existing special and  
16 trust funds, revolving funds, and reserves. The receipts in and expenditures from each  
17 such fund are hereby appropriated in accordance with law and the conditions under  
18 which each such fund was established.

19  
20 The Controller is hereby authorized and directed to set up additional special and trust  
21 funds and reserves as may be created either by additional grants and bequests or  
22 under other conditions, and the receipts in each fund are hereby appropriated in  
23 accordance with law for the purposes and subject to the conditions under which each  
24 such fund is established.

**SECTION 11.1 Special and Trust Funds Appropriated; Approval of Certain Grant Agreements under Charter Section 9.118**

Whenever the City and County of San Francisco shall receive for a special purpose from the United States of America, the State of California, or from any public or semi-public agency, or from any private person, firm or corporation, any moneys, or property to be converted into money, the Controller shall establish a special fund or account evidencing the said moneys so received and specifying the special purposes for which they have been received and for which they are held. Said account or fund shall be maintained by the Controller as long as any portion of said moneys or property remains.

Recurring grant funds which are detailed in departmental budget submissions and approved by the Mayor and Board of Supervisors in the annual budget shall be deemed to have met the requirements of Administrative Code Section 10.170 for the approval to apply for, receive, and expend said funds and shall be construed to be funds received for a specific purpose as set forth in this section. Where the amount of a recurring grant that is detailed in a departmental budget submission exceeds \$1 million or the duration exceeds ten years, the grant agreement shall be deemed approved by the Board of Supervisors under Charter Section 9.118. Positions specifically approved by granting agencies in said grant awards may be filled as though said positions were included in the annual budget and Annual Salary Ordinance, provided however that the tenure of such positions shall be contingent on the continued receipt of said grant funds. Individual grants may be adjusted by the Controller to reflect actual awards made if granting agencies increase or decrease the grant award amounts estimated in budget submissions.

1 The expenditures necessary from said funds or said accounts as created herein, in  
2 order to carry out the purpose for which said moneys or orders have been received or  
3 for which said accounts are being maintained, shall be approved by the Controller and  
4 said expenditures are hereby appropriated in accordance with the terms and conditions  
5 under which said moneys or orders have been received by the City, and in accordance  
6 with the conditions under which said funds are maintained.

7  
8 The Controller is authorized to adjust transfers to the San Francisco Capital Planning  
9 Fund, established by Administrative Code Section 10.100-286, to account for final  
10 capital project planning expenditures reimbursed from approved sale of bonds and other  
11 long term financing instruments.

12  
13 **SECTION 11.2 Insurance Recoveries.**

14 Any moneys received by the City pursuant to the terms and conditions of any insurance  
15 policy are hereby appropriated and made available to the general City or specific  
16 departments for associated costs or claims.

17  
18 **SECTION 11.3 Bond Premiums.**

19 Premiums received from the sale of bonds are hereby appropriated for bond interest  
20 and redemption purposes of the issue upon which it was received.

21  
22 **SECTION 11.4 Ballot Arguments.**

23 Receipts in and expenditures for payment for the printing of ballot arguments, are  
24 hereby appropriated.

25

**SECTION 11.5 Tenant Overtime.**

Whenever employees of departments are required to work overtime on account of services required by renters, lessees, or tenants of City-owned or occupied properties, or recipients of services from City departments, the cost of such overtime employment shall be collected by the departments from the requesters of said services and shall be deposited with the Treasurer to the credit of departmental appropriations. All moneys deposited therein are hereby appropriated for such purpose.

**SECTION 11.6 Refunds.**

The Controller is hereby authorized and directed to set up appropriations for refunding amounts deposited in the Treasury in excess of amounts due, and the receipts and expenditures from each are hereby appropriated in accordance with law. Whereby state statute, local ordinance, or court order, interest is payable on amounts to be refunded, in the absence of appropriation therefore, such interest is herewith appropriated from the unappropriated interest fund or interest earnings of the fund involved. The Controller is authorized, and funds are hereby appropriated, to refund overpayments and any mandated interest or penalties from state, federal, or local agencies when audits or other financial analyses determine that the City has received payments in excess of amounts due.

**SECTION 11.7 Arbitrage.**

The Controller is hereby authorized and directed to refund excess interest earnings on bond proceeds (arbitrage) when such amounts have been determined to be due and payable under applicable Internal Revenue Service regulations. Such arbitrage refunds shall be charged in the various bond funds in which the arbitrage earnings were

1 recorded and such funds are hereby appropriated for the purpose.

2  
3 If bond indentures or fiscal agent agreements require interest earnings to be used to  
4 offset annual lease financing payments, the Controller is authorized to make payments  
5 to the IRS from annual budget appropriations for lease payments based on expected  
6 savings amounts.

7  
8 **SECTION 11.8 Damage Recoveries and Restitution.**

9 Moneys received as payment for damage to City-owned property and equipment are  
10 hereby appropriated to the department concerned to pay the cost of repairing such  
11 equipment or property. Moneys received as payment for liquidated damages in a City-  
12 funded project are appropriated to the department incurring costs of repairing or abating  
13 the damages. Any excess funds, and any amount received for damaged property or  
14 equipment which is not to be repaired shall be credited to a related fund.

15  
16 Moneys received as restitution in a criminal proceeding to reimburse the City for losses  
17 caused by an employee or third party are appropriated to the departments that incurred  
18 the losses.

19  
20 **SECTION 11.9 Purchasing Damage Recoveries.**

21 That portion of funds received pursuant to the provisions of Administrative Code Section  
22 21.33 - failure to deliver article contracted for - as may be needed to affect the required  
23 procurement are hereby appropriated for that purpose and the balance, if any, shall be  
24 credited to the related fund.

**SECTION 11.10 Off-Street Parking Guarantees.**

Whenever the Board of Supervisors has authorized the execution of agreements with corporations for the construction of off-street parking and other facilities under which the City guarantees the payment of the corporations' debt service or other payments for operation of the facility, it shall be incumbent upon the Controller to reserve from parking meter or other designated revenues sufficient funds to provide for such guarantees. The Controller is hereby authorized to make payments as previously guaranteed to the extent necessary and the reserves approved in each Annual Appropriation Ordinance are hereby appropriated for the purpose. The Controller shall notify the Board of Supervisors annually of any payments made pursuant to this Section.

**SECTION 11.11 Hotel Tax – Special Situations.**

The Controller is hereby authorized and directed to make such interfund transfers or other adjustments as may be necessary to conform budget allocations to the requirements of the agreements and indentures of the 1994 Lease Revenue and/or San Francisco Redevelopment Agency Hotel Tax Revenue Bond issues.

**SECTION 11.12 Local Transportation Agency Fund.**

Local transportation funds are hereby appropriated pursuant to the Government Code.

**SECTION 11.13 Insurance.**

The Controller is hereby authorized to transfer to the Risk Manager any amounts indicated in the budget estimate and appropriated hereby for the purchase of insurance or the payment of insurance premiums.

**SECTION 11.14 Grants to Departments of Disability and Aging Services, Child Support Services, Homelessness and Supportive Housing, and Children, Youth and Their Families**

The Department of Disability and Aging Services and the Department of Child Support Services are authorized to receive and expend available federal and state contributions and grant awards for their target populations. The Controller is hereby authorized and directed to make the appropriate entries to reflect the receipt and expenditure of said grant award funds and contributions. The Department of Homelessness and Supportive Housing is authorized to apply surpluses among subgrants within master HUD grants to shortfalls in other subgrants. The Department of Children, Youth and Their Families is authorized to receive and expend funds in instances where funds from grants appropriated herein are not fixed and exceed the estimates contained in the budget.

**SECTION 11.15 FEMA, OES, Other Reimbursements.**

Whenever the City recovers funds from any federal or state agency as reimbursement for the cost of damages resulting from earthquakes and other disasters for which the Mayor has declared a state of emergency, such funds are hereby appropriated for the purpose. The Controller is authorized to transfer such funds to the credit of the departmental appropriation which initially incurred the cost, or, if the fiscal year in which the expenses were charged has ended, to the credit of the fund which incurred the expenses. Revenues received from other governments as reimbursement for mutual aid provided by City departments are hereby appropriated for services provided.

Whenever the City is required to designate agents authorized to obtain state or federal disaster and emergency assistance funding, the Mayor and Board of Supervisors



1 designate the Executive Director of the Department of Emergency Management, the  
2 Controller, and the Deputy Controller to be the agents authorized to execute  
3 agreements for and on behalf of the City, for disaster and emergency assistance  
4 funding from State and federal agencies, for all open and future disasters.

5  
6 Any remaining balances in the Give2SF-COVID-19 Fund, including amounts from  
7 previously identified and unidentifiable donors, are hereby appropriated for COVID-19  
8 related costs and programs. Give2SF-COVID-19 Donation balances and uses of funds  
9 shall be included in the San Francisco Disaster and Emergency Response and  
10 Recovery Fund annual report to the Board of Supervisors, pursuant to Administrative  
11 Code Sec. 10.100-100(d).

12  
13 **SECTION 11.16 Interest on Grant Funds.**

14 Whenever the City earns interest on funds received from the State of California or the  
15 federal government and said interest is specifically required to be expended for the  
16 purpose for which the funds have been received, said interest is hereby appropriated in  
17 accordance with the terms under which the principal is received and appropriated.

18  
19 **SECTION 11.17 Treasurer – Banking Agreements.**

20 Whenever the Treasurer finds that it is in the best interest of the City to use either a  
21 compensating balance or fee for service agreement to secure banking services that  
22 benefit all participants of the pool, any funds necessary to be paid for such agreement  
23 are to be charged against interest earnings and such funds are hereby appropriated for  
24 the purpose.

1 The Treasurer may offset banking charges that benefit all participants of the investment  
2 pool against interest earned by the pool. The Treasurer shall allocate other bank  
3 charges and credit card processing to departments or pool participants that benefit from  
4 those services. The Controller may transfer funds appropriated in the budget to General  
5 Fund departments as necessary to support allocated charges.

6  
7 **SECTION 11.18 City Buildings–Acquisition with Certificates of Participation**  
8 **(COPs).**

9 Receipts in and expenditures from accounts set up for the acquisition and operation of  
10 City-owned buildings including, but not limited to 25 Van Ness Avenue and 1660  
11 Mission Street, are hereby appropriated for the purposes set forth in the various bond  
12 indentures through which said properties were acquired.

13  
14 **SECTION 11.19 Generally Accepted Principles of Financial Statement**  
15 **Presentation.**

16 The Controller is hereby authorized to make adjustments to departmental budgets as  
17 part of the year-end closing process to conform amounts to the Charter provisions and  
18 generally accepted principles of financial statement presentation, and to implement new  
19 accounting standards issued by the Governmental Accounting Standards Board and  
20 other changes in generally accepted accounting principles.

21  
22 **SECTION 11.20 Fund Balance Reporting and Government Fund Type Definitions.**

23 The Controller is authorized to establish or adjust fund type definitions for restricted,  
24 committed or assigned revenues and expenditures, in accordance with the  
25 requirements of Governmental Accounting Standards Board Statement 54. These

1 changes will be designed to enhance the usefulness of fund balance information by  
2 providing clearer fund balance classifications that can be more consistently applied and  
3 by clarifying the existing governmental fund type definitions. Reclassification of funds  
4 shall be reviewed by the City's outside auditors during their audit of the City's financial  
5 statements.

6  
7 **SECTION 11.21 State Local Public Safety Fund.**

8 Amounts received from the State Local Public Safety Fund (Sales Taxes) for deposit to  
9 the Public Safety Augmentation Fund shall be transferred to the General Fund for use in  
10 meeting eligible costs of public safety as provided by state law and said funds are  
11 appropriated for said purposes.

12  
13 Said funds shall be allocated to support public safety department budgets, but not  
14 specific appropriation accounts, and shall be deemed to be expended at a rate of 75%  
15 of eligible departmental expenditures up to the full amount received. The Controller is  
16 hereby directed to establish procedures to comply with state reporting requirements.

17  
18 **SECTION 11.22 Health Care Security Ordinance Agency Fund.**

19 Irrevocable health care expenditures made to the City by employers on behalf of their  
20 employees pursuant to the provisions of Labor & Employment Code Articles 21 and  
21 121, the Health Care Security Ordinance and the Health Care Accountability Ordinance  
22 are maintained in the Health Care Security Ordinance Fund, an agency fund maintained  
23 by the City for the benefit of City Option account holders. Interest earnings in the fund  
24 are hereby appropriated for the administrative costs incurred to manage participant  
25 accounts.

**SECTION 11.23 Affordable Housing Loan Repayments and Interest Earnings.**

Loan repayments, proceeds of property sales in cases of defaulted loans, and interest earnings in special revenue funds designated for affordable housing are hereby appropriated for affordable housing program expenditures, including payments from loans made by the former San Francisco Redevelopment Agency and transferred to the Mayor's Office of Housing and Community Development, the designated housing successor agency. Expenditures shall be subject to the conditions under which each such fund was established.

**SECTION 11.24 Development Agreement Implementation Costs.**

The Controller is hereby authorized to appropriate reimbursements of City costs incurred to implement development agreements approved by the Board of Supervisors, including but not limited to City staff time, consultant services, and associated overhead costs to conduct plan review, inspection, and contract monitoring, and to draft, negotiate, and administer such agreements. This provision does not apply to development impact fees or other payments approved in a development agreement, which shall be appropriated by the Board of Supervisors.

**SECTION 11.25 Housing Trust Fund.**

The Controller is hereby authorized to adjust appropriations as necessary to implement the movement of Housing Trust Fund revenues and expenditures from the General Fund to a special revenue fund.

The Controller shall account for appropriation of \$17,600,000 for eligible affordable housing projects in fiscal year 2021-22 as an advance of future year Housing Trust

1 Fund allocations, and shall credit such advance against required appropriations to that  
2 fund for a period of five years, beginning in fiscal year 2023-24, in an annual amount of  
3 \$3,520,000.  
4

5 **SECTION 11.26 Refuse Rate Order Changes.**

6 The Controller is authorized to adjust appropriations from the Solid Waste Impound  
7 Account to reconcile with the final adopted refuse rate order established by the Refuse  
8 Rate Board, provided that such adjustments shall not result in a total increase in  
9 appropriations from the fund.  
10

11 **SECTION 12. Special Situations.**  
12

13 **SECTION 12.1 Revolving Funds.**

14 Surplus funds remaining in departmental appropriations may be transferred to fund  
15 increases in revolving funds up to the amount authorized by the Board of Supervisors  
16 by ordinance.  
17

18 **SECTION 12.2 Interest Allocations.**

19 Interest shall not be allocated to any special, enterprise, or trust fund or account unless  
20 said allocation is required by Charter, state law, or specific provision in the legislation  
21 that created said fund. Any interest earnings not allocated to special, enterprise or trust  
22 funds or accounts shall be credited, by the Controller, to General Fund Unallocated  
23 Revenues.  
24  
25

1   **SECTION 12.3 Property Tax.**

2   Consistent with state Teeter Plan requirements, the Board of Supervisors elects to  
3   continue the alternative method of distribution of tax levies and collections in  
4   accordance with Revenue and Taxation Code Section 4701. The Board of Supervisors  
5   directs the Controller to maintain the Teeter Tax Losses Reserve Fund at an amount not  
6   less than 1% of the total of all taxes and assessments levied on the secured roll for that  
7   year for participating entities in the county as provided by Revenue and Taxation Code  
8   Section 4703. The Board of Supervisors authorizes the Controller to make timely  
9   property tax distributions to the Office of Community Investment and Infrastructure, the  
10   Treasure Island Development Authority, and City Infrastructure Financing Districts as  
11   approved by the Board of Supervisors through the budget, through development pass-  
12   through contracts, through tax increment allocation pledge agreements and ordinances,  
13   and as mandated by State law.

14

15   The Controller is authorized to adjust the budget to conform to assumptions in final  
16   approved property tax rates and to make debt service payments for approved general  
17   obligation bonds accordingly.

18

19   The Controller is authorized and directed to recover costs from the levy, collection, and  
20   administration of property taxes. The tax rate for the City's General Obligation Bond  
21   Fund, approved annually by resolution of the Board of Supervisors, includes a collection  
22   fee of 0.25% of the fund collected for the purpose of the General Obligation Bond debt  
23   service. An amount sufficient to pay this fee is hereby appropriated within the General  
24   Obligation Bond Fund and the Controller is hereby authorized to pay this fee into the  
25   General Fund from the General Obligation Bond Fund.

**SECTION 12.4 New Project Reserves.**

Where the Board of Supervisors has set aside a portion of the General Reserve for a new project or program approved by a supplemental appropriation, any funds not required for the approved supplemental appropriation shall be returned to the General Fund General Reserve by the Controller. The Controller is authorized to allocate project budgets appropriated in Citywide accounts to the department where the expense will be incurred.

**SECTION 12.5 Aid Payments.**

Aid paid from funds herein provided and refunded during the fiscal year hereof shall be credited to, and made available in, the appropriation from which said aid was provided.

**SECTION 12.6 Department of Public Health Transfer Payments, Indigent Health Revenues, and Realignment Funding to Offset for Low Income Health Programs.**

To more accurately reflect the total net budget of the Department of Public Health, this ordinance shows net revenues received from certain state and federal health programs. Funds necessary to participate in such programs that require transfer payments are hereby appropriated. The Controller is authorized to defer surplus transfer payments, indigent health revenues, and Realignment funding to offset future reductions or audit adjustments associated with funding allocations for health services for low income individuals.

**SECTION 12.7 Municipal Transportation Agency.**

Consistent with the provisions of Article VIIIA of the Charter, the Controller is authorized to make such transfers and reclassification of accounts necessary to properly reflect the

1 provision of central services to the Municipal Transportation Agency in the books and  
2 accounts of the City. No change can increase or decrease the overall level of the City's  
3 budget.

4  
5 **SECTION 12.8 Treasure Island Authority.**

6 Should the Treasure Island property be conveyed and deed transferred from the federal  
7 government, the Controller is hereby authorized to make budgetary adjustments  
8 necessary to ensure that there is no General Fund impact from this conveyance, and  
9 that expenditures of special assessment revenues conform to governmental accounting  
10 standards and requirements of the special assessment as adopted by voters and  
11 approved by the Board of Supervisors.

12  
13 **SECTION 12.9 Hetch Hetchy Power Stabilization Fund.**

14 Hetch Hetchy has entered into a long-term agreement to purchase a fixed amount of  
15 power. Any excess power from this contract will be sold back to the power market.

16  
17 To limit Hetch Hetchy's risk from adverse market conditions in the future years of the  
18 contract, the Controller is authorized to establish a power stabilization account that  
19 reserves any excess revenues from power sales in the early years of the contract.  
20 These funds may be used to offset potential losses in the later years of the contract.  
21 The balance in this fund may be reviewed and adjusted annually.

22  
23 The power purchase amount reflected in the Public Utility Commission's expenditure  
24 budget is the net amount of the cost of power purchased for Hetch Hetchy use. Power  
25 purchase appropriations may be increased by the Controller to reflect the pass through



1 costs of power purchased for resale under long-term fixed contracts previously  
2 approved by the Board of Supervisors.

3  
4 **SECTION 12.10 Closure of Special Funds, Projects, and Accounts**

5 In accordance with Administrative Code Section 10.100-1(d), if there has been no  
6 expenditure activity for the past two fiscal years, a special fund or project can be closed  
7 and repealed. The Controller is hereby authorized and directed to reconcile and balance  
8 funds, projects and accounts, and to close completed projects. The Controller is  
9 directed to create a clearing account for the purpose of balancing surpluses and deficits  
10 in such funds, projects and accounts, and funding administrative costs incurred to  
11 perform such reconciliations.

12  
13 This budget ordinance appropriates fund balance from active project closeouts in  
14 continuing funds in the General Fund and a number of special revenue and enterprise  
15 funds. The Controller is directed to deappropriate projects to realize the fund balance  
16 used as a source in the adopted budget.

17  
18 **SECTION 12.11 Charter-Mandated Baseline Appropriations.**

19 The Controller is authorized to increase or reduce budgetary appropriations as required  
20 by the Charter for baseline allocations to align allocations to the amounts required by  
21 formula based on actual revenues received during the fiscal year. Departments must  
22 obtain Board of Supervisors' approval prior to any expenditure supported by increasing  
23 baseline allocations as required under the Charter and the Municipal Code.

**SECTION 12.12 Parking Tax Allocation.**

The Controller is authorized to increase or decrease final budgetary allocation of parking tax in-lieu transfers to reflect actual collections to the Municipal Transportation Agency. The Municipal Transportation Agency must obtain Board of Supervisors' approval prior to any expenditure supported by allocations that accrue to the Agency that are greater than those already appropriated in the Annual Appropriation Ordinance.

**SECTION 12.13 Former Redevelopment Agency Funds.**

Pursuant to Board of Supervisors Ordinance 215-12, the Successor Agency to the San Francisco Redevelopment Agency (also known as the Office of Community Investment and Infrastructure, or OCII) is a separate legal entity from the City and its budget is subject to separate approval by resolution of the Board of Supervisors. The Controller is authorized to transfer funds and appropriation authority between and within accounts related to former San Francisco Redevelopment Agency (SFRA) fund balances to serve the accounting requirements of the OCII, the Port, the Mayor's Office of Housing and Community Development and the City Administrator's Office and to comply with state requirements and applicable bond covenants.

The Purchaser is authorized to allow the OCII and departments to follow applicable contracting and purchasing procedures of the former SFRA and waive inconsistent provisions of the San Francisco Administrative Code when managing contracts and purchasing transactions related to programs formerly administered by the SFRA.

If, during the course of the budget period, the OCII requests departments to provide additional services beyond budgeted amounts and the Controller determines that the

1 Successor Agency has sufficient additional funds available to reimburse departments  
2 for such additional services, the departmental expenditure authority to provide such  
3 services is hereby appropriated.

4 When 100% of property tax increment revenues for a redevelopment project area are  
5 pledged based on an agreement that constitutes an enforceable obligation, the  
6 Controller will increase or decrease appropriations to match actual revenues realized for  
7 the project area.

8  
9 The Mayor's Office of Housing and Community Development is authorized to act as the  
10 fiscal agent for the Public Initiatives Development Corporation (PIDC) and receive and  
11 disburse PIDC funds as authorized by the PIDC bylaws and the PIDC Board of  
12 Directors.

13  
14 **SECTION 12.14 CleanPowerSF.**

15 CleanPowerSF customer payments and all other associated revenues deposited in the  
16 CleanPowerSF special revenue fund are hereby appropriated in the amounts actually  
17 received by the City in each fiscal year. The Controller is authorized to disburse the  
18 revenues appropriated by this section as well as those appropriated yet unspent from  
19 prior fiscal years to pay power purchase obligations and other operating costs as  
20 provided in the program plans and annual budgets, as approved by the Board of  
21 Supervisors for the purposes authorized therein.

22  
23 **SECTION 12.15 Unclaimed Funds Escheatment Noticing & Accounting**  
24 **Procedures**

25 Pursuant to Government Code Sections 50055 and 50057, the Board of Supervisors

1 authorizes the Treasurer to transfer to the General Fund without publication of a notice  
2 in a newspaper the following amounts that remain unclaimed in the treasury of the City  
3 or in the official custody of an officer of the City for a period of at least one year: (1) any  
4 individual items of less than \$15; and (2) any individual items of \$5,000 or less if the  
5 depositor's name is unknown. The Treasurer shall notify the Controller of transfers  
6 performed using this authorization.

#### 8 **SECTION 12.16 City Attorney Gifts and Grants for Federal Response**

9 The City Attorney is authorized to accept and expend gifts or grants of funds and gifts of  
10 in-kind services, including but not limited to in-kind outside counsel services and expert  
11 consultant or witness services, to support the City Attorney's legal advice, advocacy,  
12 and litigation in preparation for or response to policies, actions, threats, and other  
13 decisions by the federal government. The City Attorney shall report all such grants and  
14 gifts to the Controller and the Mayor's Budget Office, in addition to any other applicable  
15 reporting requirements in the Administrative Code and the Campaign and Governmental  
16 Conduct Code.

#### 18 **SECTION 14. Departments.**

19 The term department as used in this ordinance shall mean department, bureau, office,  
20 utility, agency, board, or commission, as the case may be. The term department head  
21 as used herein shall be the chief executive duly appointed and acting as provided in the  
22 Charter. When one or more departments are reorganized or consolidated, the former  
23 entities may be displayed as separate units, if, in the opinion of the Controller, this will  
24 facilitate accounting or reporting.

1 (a) The Public Utilities Commission shall be considered one entity for budget  
2 purposes and for disbursement of funds within each of the enterprises. The entity shall  
3 retain its enterprises, including Water, Hetch Hetchy, Wastewater, and the Public  
4 Utilities Commission, as separate utility fund enterprises under the jurisdiction of the  
5 Public Utilities Commission and with the authority provided by the Charter. This section  
6 shall not be construed as a merger or completion of the Hetch Hetchy Project, which  
7 shall not be deemed completed until a specific finding of completion has been made by  
8 the Public Utilities Commission. The consolidated agency will be recognized for  
9 purposes of determining employee seniority, position transfers, budgetary authority, and  
10 transfers or reappropriation of funds.

11  
12 (b) There shall be a General Services Agency, headed by the City Administrator,  
13 including the Department of Telecommunication and Information Services, and the  
14 Department of Administrative Services. The City Administrator shall be considered one  
15 entity for budget purposes and for disbursement of funds.

16  
17 (c) There shall be a Human Services Agency, which shall be considered one entity  
18 for budget purposes and for disbursement of funds. Within the Human Services Agency  
19 shall be two departments: (1) the Department of Human Services, under the Human  
20 Services Commission, and (2) the Department of Disability and Aging Services  
21 ("DAAS"), under the Disability and Aging Services Commission, which includes Adult  
22 Protective Services, the Public Administrator/Public Guardian, the Mental Health  
23 Conservator, the Department of Disability and Aging Services, the County Veterans'  
24 Service Officer, and the In-Home Supportive Services Program. This budgetary  
25 structure does not affect the legal status or structure of the two departments. The

1 Human Resources Director and the Controller are authorized to transfer employees,  
2 positions, and funding in order to effectuate the transfer of the program from one  
3 department to the other. The consolidated agency will be recognized for purposes of  
4 determining employee seniority, position transfers, budgetary authority and transfers or  
5 reappropriation of funds.

6  
7 The departments within the Human Services Agency shall coordinate with each other  
8 and with the Disability and Aging Services Commission to improve delivery of services,  
9 increase administrative efficiencies and eliminate duplication of efforts. To this end, they  
10 may share staff and facilities. This coordination is not intended to diminish the authority  
11 of the Disability and Aging Services Commission over matters under the jurisdiction of  
12 the Commission.

13  
14 The Director of the Disability and Aging Services Commission also may serve as the  
15 department head for DAAS, and/or as a deputy director for the Department of Human  
16 Services, but shall receive no additional compensation by virtue of an additional  
17 appointment. If an additional appointment is made, it shall not diminish the authority of  
18 the Disability and Aging Services Commission over matters under the jurisdiction of the  
19 Commission.

20  
21 (d) There shall be a Film, Grants, and Arts Agency (FGAA), whose formal name  
22 shall be determined at a later date, which shall be considered one entity for budget  
23 purposes and for disbursement of funds. Within the FGAA shall be two departments and  
24 one division of the General Services Agency: (1) the Arts Commission department, led  
25 by the Director of Cultural Affairs under its Commission, (2) the Film Commission

1 department, led by the Executive Director under its Commission, and (3) Grants for the  
2 Arts ("GFTA"), under the Director. This budgetary structure does not affect the legal  
3 status or structure of the two departments or GFTA. The Human Resources Director  
4 and the Controller are authorized to transfer employees, positions, and funding in order  
5 to effectuate the transfer of the program from one department or division to the other.  
6 The consolidated agency will be reorganized for purposes of determining employee  
7 seniority, position transfers, budgetary authority and transfers or reappropriation of  
8 funds.

9  
10 The Director of the Agency, appointed by the Mayor, will lead the FGAA. The Director  
11 will ensure that the departments and division within the Agency shall coordinate with  
12 each other to improve delivery of services to and for artists and the arts, increase  
13 administrative efficiencies and eliminate duplication of efforts. To this end, they may  
14 share staff and facilities. This coordination is not intended to diminish the authority of  
15 the two commissions—the Arts Commission and the Film Commission—over matters  
16 under their respective jurisdictions.

17  
18 (e) There shall be an Agency for Human Rights, which shall be considered one  
19 entity for budget purposes and for disbursement of funds. Within the Agency shall be  
20 two departments: (1) the Human Rights Commission, led by the Executive Director  
21 under its Commission, and (2) the Department on the Status of Women, led by the  
22 Director under the Commission on the Status of Women. This budgetary structure does  
23 not affect the legal status or structure of the two departments. The Human Resources  
24 Director and the Controller are authorized to transfer employees, positions, and funding  
25 in order to effectuate the transfer of the program from one department or division to the

1 other. The consolidated agency will be reorganized for purposes of determining  
2 employee seniority, position transfers, budgetary authority and transfers or  
3 reappropriation of funds.

4  
5 The Executive Director of the Human Rights Commission will lead the Agency for  
6 Human Rights. The Executive Director will ensure that the departments within the  
7 Agency shall coordinate with each other to improve delivery of services, increase  
8 administrative efficiencies, and eliminate duplication of efforts. To this end, they may  
9 share staff and facilities. This coordination is not intended to diminish the authority of  
10 the two commissions—the Human Rights Commission and the Commission on the  
11 Status of Women—over matters under their respective jurisdictions.

12 Neither the Executive Director of the Human Rights Commission nor the Director of the  
13 Department on the Status of Women shall receive additional compensation by virtue of  
14 their role in the Agency.

15  
16 (f) The Local Agency Formation Commission (LAFCo) is a separate legal entity  
17 established under state law and is not a department or agency of the City. Because the  
18 City has a legal obligation to provide funds to LAFCo, this ordinance includes an  
19 appropriation for that purpose. Although LAFCo is not part of the Board of Supervisors  
20 or subject to the Board's oversight and direction, this ordinance includes appropriations  
21 to LAFCo in the Board of Supervisors budget for administrative reasons related to the  
22 format of this ordinance. Any transfers of funds to LAFCo from other appropriations in  
23 the budget are prohibited without approval by a subsequent ordinance. City staff,  
24 including but not limited to the Clerk of the Board of Supervisors, may not perform work  
25 for LAFCo, except as authorized by a memorandum of understanding between the City



1 and LAFCo, subject to any required approvals.

2  
3 **SECTION 15. Travel Reimbursement and Cell Phone Stipends.**

4 The Controller shall establish rules for the payment of all amounts payable for travel for  
5 officers and employees, and for the presentation of such vouchers as the Controller  
6 shall deem proper in connection with expenditures made pursuant to this Section. No  
7 allowance shall be made for traveling expenses provided for in this ordinance unless  
8 funds have been appropriated or set aside for such expenses in accordance with the  
9 provisions of the Charter.

10  
11 The Controller may advance the sums necessary for traveling expenses, but proper  
12 account and return must be made of said sums so advanced by the person receiving  
13 the same within ten days after said person returns to duty in the City, and failure on the  
14 part of the person involved to make such accounting shall be sufficient cause for the  
15 Controller to withhold from such persons pay check or checks in a sum equivalent to the  
16 amount to be accounted.

17  
18 In consultation with the Human Resources Director, the Controller shall establish rules  
19 and parameters for the payment of monthly stipends to officers and employees who use  
20 their own cells phones to maintain continuous communication with their workplace, and  
21 who participate in a Citywide program that reduces costs of City-owned cell phones.

22  
23 **SECTION 15.1 State of California Travel Program.**

24 To ensure cost effective rates and charges and reduce administrative burdens and  
25 costs associated with expense reimbursement for City business-related travel and field

1 expenses, the Controller's Office is authorized to implement rules and regulations  
2 required of departments that participate in the State of California's Statewide Travel  
3 Program, administered by the California Department of General Services, which  
4 provides access to state-negotiated rates with hotel, airline, and car rental providers in  
5 adherence with the state's competitive procurement solicitation and contract award  
6 rules and regulations. In compliance with rules and regulations established by the  
7 Controller, which may be updated from time to time, departments are permitted to  
8 participate in the State of California Travel Program as per the pre-established terms  
9 and conditions required by the State for local governments. The Controller's Accounting  
10 Policies and Procedures manual shall include the State of California Travel Program  
11 rules and regulations. This provision shall satisfy San Francisco Administrative Code  
12 approval, including Section 21.16 Use of Purchasing Agreements and Reciprocal  
13 Agreements with Other Public and Non-Profit Agencies, for travel and related services  
14 procured through the State of California Travel Program.

15  
16 **SECTION 16. Contributed Revenue Reserve and Audit and Adjustment Reserve.**

17 The Controller is hereby authorized to establish a Contributed Revenue and Adjustment  
18 Reserve to accumulate receipts in excess of those estimated revenues or unexpended  
19 appropriations stated herein. Said reserve is established for the purpose of funding the  
20 budget of the subsequent year, and the receipts in this reserve are hereby appropriated  
21 for said purpose. The Controller is authorized to maintain an Audit and Adjustment  
22 Reserve to offset audit adjustments and to balance expenditure accounts to conform to  
23 year-end balancing and year-end close requirements.

**SECTION 17. Airport Service Payment.**

The moneys received from the Airport's revenue fund as the Annual Service Payment provided in the Airline-Airport Lease and Use Agreement are in satisfaction of all obligations of the Airport Commission for indirect services provided by the City to the Commission and San Francisco International Airport and constitute the total transfer to the City's General Fund.

The Controller is hereby authorized and directed to transfer to the City's General Fund from the Airport revenue fund with the approval of the Airport Commission funds that constitute the annual service payment provided in the Airline - Airport Lease and Use Agreement in addition to the amount stated in the Annual Appropriation Ordinance.

On the last business day of the fiscal year, unless otherwise directed by the Airport Commission, the Controller is hereby authorized and directed to transfer all moneys remaining in the Airport's Contingency Account to the Airport's Revenue Fund. The Controller is further authorized and directed to return such amounts as were transferred from the Contingency Account, back to the Contingency Account from the Revenue Fund Unappropriated Surplus on the first business day of the succeeding fiscal year, unless otherwise directed by the Airport Commission.

**SECTION 18. Pooled Cash, Investments.**

The Treasurer and Controller are hereby authorized to transfer available fund balances within pooled cash accounts to meet the cash management of the City, provided that special and non-subsidized enterprise funds shall be credited interest earnings on any funds temporarily borrowed therefrom at the rate of interest earned on the City Pooled

1 Cash Fund. No such cash transfers shall be allowed where the investment of said funds  
2 in investments such as the pooled funds of the City is restricted by law.

3  
4 **SECTION 19. Matching Funds for Federal or State Programs.**

5 Funds contributed to meet operating deficits or to provide matching funds for federal or  
6 state aid (e.g. Medicaid under SB 855 or similar legislation for Zuckerberg San  
7 Francisco General Hospital) are specifically deemed to be made exclusively from local  
8 property and business tax sources.

9  
10 **SECTION 20. Advance Funding of Bond Projects – City Departments.**

11 Whenever the City has authorized appropriations for the advance funding of projects  
12 which may at a future time be funded from the proceeds of general obligation, revenue,  
13 or lease revenue bond issues or other legal obligations of the City, the Controller shall  
14 recover from bond proceeds or other available sources, when they become available,  
15 the amount of any interest earnings foregone by the General Fund as a result of such  
16 cash advance to disbursements made pursuant to said appropriations. The Controller  
17 shall use the monthly rate of return earned by the Treasurer on City Pooled Cash Fund  
18 during the period or periods covered by the advance as the basis for computing the  
19 amount of interest foregone which is to be credited to the General Fund.

20  
21 **SECTION 21. Advance Funding of Projects – Transportation Authority.**

22 Whenever the San Francisco County Transportation Authority requests advance  
23 funding of the costs of administration or the costs of projects specified in the City and  
24 County of San Francisco Transportation Expenditure Plan which will be funded from  
25 proceeds of the transactions and use tax as set forth in Article 14 of the Business and

1 Tax Regulations Code, the Controller is hereby authorized to make such advance. The  
2 Controller shall recover from the proceeds of the transactions and use tax when they  
3 become available, the amount of the advance and any interest earnings foregone by the  
4 City General Fund as a result of such cash advance funding. The Controller shall use  
5 the monthly rate of return earned by the Treasurer on General City Pooled Cash funds  
6 during the period or periods covered by the advance as the basis for computing the  
7 amount of interest foregone which is to be credited to the General Fund.

8  
9 **SECTION 22. Controller to Make Adjustments, Correct Clerical Errors.**

10 The Controller is hereby authorized and directed to adjust interdepartmental  
11 appropriations, make transfers to correct objects of expenditures classifications, and to  
12 correct clerical or computational errors as may be ascertained by the Controller to exist  
13 in this ordinance. The Controller shall file with the Clerk of the Board a list of such  
14 adjustments, transfers, and corrections made pursuant to this Section.

15  
16 The Controller is hereby authorized to make the necessary transfers to correct objects  
17 of expenditure classifications, and corrections in classifications made necessary by  
18 changes in the proposed method of expenditure.

19  
20 **SECTION 22.1 Controller to Implement New Financial and Interfacing**  
21 **Subsystems.**

22 In order to further the implementation and adoption of the Financial and Procurement  
23 System's modules, the Controller shall have the authority to reclassify departments'  
24 appropriations to conform to the accounting and project costing structures established in  
25 the new system, as well as reclassify contract authority utilized (expended) balances

1 and unutilized (available) balances to reflect actual spending.

2  
3 **SECTION 23. Transfer of State Revenues.**

4 The Controller is authorized to transfer revenues among City departments to comply  
5 with provisions in the state budget.

6  
7 **SECTION 24. Use of Permit Revenues from the Department of Building**  
8 **Inspection.**

9 Permit revenue funds from the Department of Building Inspection that are transferred to  
10 other departments as shown in this budget shall be used only to fund the planning,  
11 regulatory, enforcement, and building design activities that have a demonstrated nexus  
12 with the projects that produce the fee revenues.

13  
14 **SECTION 25. Board of Supervisors Official Advertising Charges.**

15 The Board of Supervisors is authorized to collect funds from enterprise departments to  
16 place official advertising. The funds collected are automatically appropriated in the  
17 budget of the Board of Supervisors as they are received.

18  
19 **SECTION 26. Work Order Appropriations.**

20 The Board of Supervisors directs the Controller to establish work orders pursuant to  
21 Board-approved appropriations, including positions needed to perform work order  
22 services, and corresponding recoveries for services that are fully cost covered, including  
23 but not limited to services provided by one City department to another City department,  
24 as well as services provided by City departments to external agencies, including but not  
25 limited to the Office of Community Investment and Infrastructure, the Treasure Island

1 Development Authority, the School District, and the Community College District.  
2 Revenues for services from external agencies shall be appropriated by the Controller in  
3 accordance with the terms and conditions established to perform the service.  
4

#### 5 **SECTION 26.1 Property Tax System**

6 In order to minimize new appropriations to the property tax system replacement project,  
7 the Controller is authorized and directed to apply operational savings from the offices of  
8 the Tax Collector, Assessor, and Controller to the project. No later than June 1, 2018,  
9 the Controller shall report to the Budget and Legislative Analyst's Office and Budget and  
10 Finance Committee on the specific amount of operational savings, including details on  
11 the source of such savings, in the budgets of Tax Collector, Assessor, and Controller  
12 that are re-allocated to the Property Tax System Replacement Project.  
13

#### 14 **SECTION 26.2 Assessment Appeals System**

15 In order to minimize appropriations to the online assessment appeals application filing  
16 system project, the Controller is authorized and directed to apply any operating  
17 balances from the Assessment Appeals Board of the Board of Supervisors to the project  
18 through Fiscal Year 2029-30.  
19

#### 20 **SECTION 27. Revenue Reserves and Deferrals.**

21 The Controller is authorized to establish fee reserve allocations for a given program to  
22 the extent that the cost of service exceeds the revenue received in a given fiscal year,  
23 including establishment of deferred revenue or reserve accounts. In order to maintain  
24 balance between budgeted revenues and expenditures, revenues realized in the fiscal  
25 year preceding the year in which they are appropriated shall be considered reserved for

1 the purposes for which they are appropriated.

2  
3 **SECTION 28. Close-Out of Reserved Appropriations.**

4 On an annual basis, the Controller shall report the status of all reserves, their remaining  
5 balances, and departments' explanations of why funding has not been requested for  
6 release. Continuation of reserves will be subject to consideration and action by the  
7 Budget and Finance Committee or Budget and Appropriations Committee. The  
8 Controller shall close out reserved appropriations that are no longer required by the  
9 department for the purposes for which they were appropriated.

10  
11 **SECTION 28.1. Reserves Placed on Expenditures by Controller.**

12 Consistent with Charter Section 3.105(d), the Controller is authorized to reserve  
13 expenditures in the City's budget equal to uncertain revenues, as deemed appropriate  
14 by the Controller. The Controller is authorized to remove, transfer, and update reserves  
15 to expenditures in the budget as revenue estimates are updated and received in order  
16 to maintain City operations.

17  
18 **SECTION 29. Appropriation Control of Capital Improvement Projects and**  
19 **Equipment.**

20 Unless otherwise exempted in another section of the Administrative Code or Annual  
21 Appropriation Ordinance, and in accordance with Administrative Code Section 3.18,  
22 departments may transfer funds from one Board-approved capital project to another  
23 Board-approved capital project. The Controller shall approve transfers only if they do  
24 not materially change the size or scope of the original project. Annually, the Controller  
25 shall report to the Board of Supervisors on transfers of funds that exceed 10% of the



1 original appropriation to which the transfer is made.

2  
3 The Controller is authorized to approve substitutions within equipment items purchased  
4 to equip capital facilities providing that the total cost is within the Board-approved capital  
5 project appropriation.

6  
7 The Controller is authorized to transfer approved appropriations between departments  
8 to correctly account for capitalization of fixed assets.

9  
10 The Controller is authorized to shift sources among cash and Certificate of Participation  
11 (COP)-funded capital projects across General Fund departments to ensure the most  
12 efficient and cost-effective administration of COP funds, provided there is no net  
13 increase or decrease in project budgets.

14  
15 The Controller is hereby authorized to revise COP debt service appropriations within  
16 General Fund supported COP debt service funds for authorized but unissued debt, in  
17 order to make final debt service payments due upon issuance of authorized debt. Such  
18 revisions shall not increase or decrease approved expenditure authority and shall only  
19 be done for the purpose of reducing interest costs in future years. Such revisions shall  
20 only be made if the Controller determines it is financially advantageous to do so.

21  
22 **SECTION 30. Business Improvement Districts.**

23 Proceeds from all special assessments levied on real property included in the property-  
24 based business improvement districts in the City are hereby appropriated in the  
25 respective amounts actually received by the City in such fiscal year for each such

1 district.

2  
3 The Controller is authorized to disburse the assessment revenues appropriated by this  
4 section to the respective Owners' Associations (as defined in Section 36614.5 of the  
5 Streets and Highways Code) for such districts as provided in the management district  
6 plans, resolutions establishing the districts, annual budgets, and management  
7 agreements, as approved by the Board of Supervisors for each such district, for the  
8 purposes authorized therein. The Tourism Improvement District and Moscone  
9 Expansion Business Improvement District assessments are levied on gross hotel room  
10 revenue and are collected and distributed by the Tax Collector's Office.

11  
12 **SECTION 31. Infrastructure Financing, Infrastructure Revitalization and**  
13 **Financing, and Enhanced Infrastructure Financing Districts.**

14 Within the City, the Board of Supervisors has formed certain voluntary tax increment  
15 financing districts under state legislation:

- 16  
17 • Pursuant to California Government Code Section 53395 et seq. (IFD Law), the  
18 Board of Supervisors formed Infrastructure Financing Districts (IFD)  
19 • Pursuant to California Government Code Section 53369 et seq. (IRFD Law), the  
20 Board of Supervisors formed Infrastructure and Revitalization Financing Districts  
21 (IRFD) within the City.  
22 • Pursuant to California Government Code Section 55398.50 et seq. (EIFD Law),  
23 the Board of Supervisors and Enhanced Infrastructure Financing District Public  
24 Financing Authority No. 1 formed an Enhanced Infrastructure Financing District  
25 (EIFD).

The Board of Supervisors hereby authorizes the Controller to transfer funds and appropriation authority between and within accounts related to City and County of San Francisco IFDs, IRFDs, and EIFDs to serve accounting and state requirements, the latest approved Infrastructure Financing Plan for a District, and applicable bond covenants.

When 100% of the portion of property tax increment normally appropriated to the City's General Fund or Special Revenue Fund or to the County's Educational Revenue Augmentation Fund (ERAF) is instead pledged, based on Board of Supervisors Ordinance or Resolution approving the Infrastructure Financing Plan, the Controller may increase or decrease appropriations to match actual revenues realized for the IFD, IRFD, or EIFD. Any increases to appropriations would be consistent with the Financing Plan previously approved by the Board of Supervisors.

IFD/IRFD/EIFD No / Title	Ordinance/ Resolution	Estimated Tax Increment *	
		FY 2025-26	FY 2026-27
IFD 2 Port Infrastructure Financing District Subproject Area Pier 70 G-1 Historic Core	27-16	\$ 811,000	\$ 827,000
IFD 2 Port Infrastructure Financing District Subproject Areas Pier 70 G-2, G-3, and G-4	220-18	\$ 7,975,000	\$ 8,134,000
IFD 2 Port Infrastructure Financing District Subproject Area I (Mission Rock)	34-18	\$ 11,035,000	\$ 13,470,000
IRFD 1 Treasure Island Infrastructure and Revitalization Financing District	21-17	\$ 13,538,000	\$ 15,947,000
IRFD 2 Hoedown Yard Infrastructure and Revitalization Financing District	348-18	\$ 1,867,000	\$ 2,748,000
EIFD 1 Power Station Enhanced Infrastructure and Financing District**	113-24	\$ -	\$ 197,000

\*Estimated tax increment per approved Infrastructure Financing Plans.

\*\*Increment allocated beginning FY 2026-27.

**SECTION 32. Community Facilities and Special Tax Districts.**

Pursuant to California Government Code 53311 et seq. (Mello-Roos Community Facilities Act of 1982) and Chapter 43, Article X of the San Francisco Administrative Code, which incorporates the Mello-Roos Community Facilities Act of 1982, the Board of Supervisors formed Community Facilities Districts (CFDs) and Special Tax Districts (STDs) within the City. Proceeds from special taxes levied on property in the CFDs/STDs are hereby appropriated in the respective amounts actually received by the City in such fiscal year for each such district.

The Controller is authorized to disburse the special tax revenues appropriated by this section as provided in the Joint Community Facilities Agreements, Development Agreements, Disposition and Development Agreements, Resolutions of Formation, and Ordinances levying special taxes, as approved by the Board of Supervisors for each such district for the purposes authorized therein.

The Controller may transfer funds and appropriation authority between and within accounts related to CFDs and STDs to serve accounting requirements, pay authorized expenditures described in the Board of Supervisors approved Resolution of Formation for each district (as approved in the referenced Ordinances), and comply with applicable bond covenants.

The table below provides estimated special tax revenues for informational purposes; only amounts actually received by the City and County of San Francisco for each district in any given fiscal year are authorized to be expended.

District	Ordinance	Projected Special Tax Levy*	
		(FY 2025-26)	(FY 2026-27)
STD No. 2009-1 - Improvement Area No. 1	16-10	\$108,735	\$114,038
STD No. 2009-1 - Improvement Area No. 2	16-10	\$167,903	\$167,903
CFD No. 2014-1 (Transbay) (1)	001-15	\$34,033,224	\$34,713,889
CFD No. 2016-1 (Treasure Island) - Improvement Area No. 1 (2)(3)	022-17	\$3,747,554	\$3,822,505
CFD No. 2016-1 (Treasure Island) - Improvement Area No. 2 (2)(3)	022-17	\$3,202,140	\$3,266,183
CFD No. 2016-1 (Treasure Island) - Improvement Area No. 3 (2)(3)(4)	022-17	\$1,319,405	\$1,345,793
STD No. 2018-1 (Central SoMa)	021-19	-	-
STD No. 2019-1 (Pier 70 Condos) (5)	027-20	-	-
Facilities Special Tax		\$1,228,621	\$1,253,193
Arts Building Special Tax		-	-
Services Special Tax		-	-
STD No. 2019-2 (Pier 70 Leased) (6)	028-20	-	-
Facilities Special Tax		\$584,803	\$596,499
Arts Building Special Tax		-	-
Shoreline Special Tax		-	-
Services Special Tax		-	-
STD No. 2020-1 (Mission Rock) (7)	079-20	-	-
Development Special Tax (8)		\$7,077,075	\$7,218,616
Office Special Tax		\$1,310,741	\$1,336,955
Shoreline Special Tax		\$1,242,473	\$1,267,322
Contingent Services Special Tax		-	-
STD No. 2022-1 (Power Station)	061-22	-	-

\*Source: Goodwin Consulting Group, Inc. Preliminary; subject to change.

(1) Special tax projection are subject to change if additional properties issue a COO as of the fiscal year cut-off date.

(2) Based on building permits issued as of May 5, 2025. Actual special tax levy may be lower.

(3) Special tax projections are subject to change if additional parcels issue building permits prior to the June 30th cut-off date.

(4) Special tax estimates based on Attachment 2 of the RMA.

(5) Based on VDDA Execution Dates and COOs as of April 5, 2024. PKN is the only property that has had a VDDA Execution Date, no property has issued a COO. Special tax estimates based on Attachment 3 of the RMA.

(6) Based on VDDA Execution Dates and COOs as of April 5, 2024. Building 12 is the only property that has had a VDDA Execution Date and issued a COO.

(7) Based on Parcel Lease Execution Dates as of April 5, 2024. Parcel G was Developed as of FY 2022-23 and the remaining Tax Zone 1 parcels are Developed as of FY 2023-24.

(8) Reflects the maximum special tax on Developed Property. Does not reflect the tax increment offset of Assessed Parcels.

## SECTION 32.1. Exclusion of Projected Unassigned Fund Balance from Budget Stabilization Reserve.

One hundred thirty-nine million, nine hundred sixty thousand and seven hundred fourteen dollars (\$139,960,714) of projected but unbudgeted, unassigned fund balance from fiscal year 2024-26 is designated for balancing future budget shortfalls in FY 2027-28 and after. This amount shall not be included in the calculations of deposits to the

Budget Stabilization Reserve described in Administrative Code Section 10.60 (c).

### **SECTION 32.2. Federal and State Emergency Revenue Revisions.**

The Controller is authorized to revise approved revenue budgets for federal and state emergency-related revenues to manage timing differences and cash flow needs driven by changing granting agencies' guidance and approvals, provided that such adjustments shall not change cumulative total revenue budgets in a given fund for the period from fiscal years 2020-21 through 2025-26. Such revisions shall not change approved expenditure authority. The Controller shall report any such revisions to the Mayor and Board within 30 days of their enactment.

### **SECTION 32.3. Federal and State Revenue Risk Reserve.**

Administrative Provision 32 of the fiscal year 2021-22 budget designated fund balance from fiscal year 2020-21 to the Federal and State Emergency Grant Disallowance Reserve for the purpose of managing revenue shortfalls related to reimbursement disallowances from the Federal Emergency Management Agency (FEMA) and other state and federal agencies. Administrative Provision 32.1 of the fiscal year 2021-22 budget designated fund balance from fiscal year 2020-21 to the Fiscal Cliff Reserve for the purpose of managing projected budget shortfalls following the spend down of federal and state stimulus funds and other one-time sources used to balance the fiscal year 2021-22 and fiscal year 2022-23 budget. The fiscal year 2024-25 ending balances of these reserves are hereby assigned to a budget contingency reserve for the purpose of managing revenue shortfalls related to changes in federal funding. In addition, all revenue escheated to the General Fund from City Option Medical Reimbursement

Accounts in fiscal year 2025-26 is hereby appropriated for deposits to this reserve. These revenues shall not be included in the calculations of deposits to the Budget Stabilization Reserve described in Administrative Code Section 10.60 (c).

**SECTION 33. Federal, State and Local Match Sources & Uses Accounting for COVID-19 Emergency.**

The Controller is authorized to adjust federal and state sources appropriations to reflect eligible costs by authorized spending category, to ensure cost reimbursement recovery revenues are maximized, and to align eligible costs to the appropriate federal or state fund, provided there is no net increase or decrease to COVID-19 emergency response revenues or expenditures. Adjustments may be made across fiscal years.

**SECTION 34. Transbay Joint Powers Authority Financing.**

Sources received for purposes of payment of debt service for the approved and issued Transbay Community Facilities District special tax bonds and the approved and drawn City bridge loan to the Transbay Joint Powers Authority are hereby appropriated.

**SECTION 35. Police Department and Sheriff's Department Overtime Reporting.**

The Police Department and Sheriff's Department shall provide quarterly reports of overtime spending to the Board of Supervisors, including the types of activities performed on overtime.

APPROVED AS TO FORM:

DAVID CHIU, City Attorney

By: \_\_\_\_\_/s/\_\_\_\_\_

BRADLEY A. RUSSI

Deputy City Attorney



Note: Additions are *single-underline italics Times New Roman*;  
deletions are ~~*strikethrough italics Times New Roman*~~.  
Board amendment additions are double underlined.  
Board amendment deletions are ~~strikethrough normal~~.

### **SECTION 3. General Authority.**

The Controller is hereby authorized and directed to set up appropriate accounts for the items of receipts and expenditures appropriated herein.

#### **SECTION 3.1 Two-Year Budget.**

For departments for which the Board of Supervisors has authorized, or the Charter requires, a fixed two-year budget, appropriations in this ordinance shall be available for allotment by the Controller on July 1st of the fiscal year in which appropriations have been approved. The Controller is authorized to adjust the two-year budget to reflect transfers and substitutions consistent with City's policies and restrictions for such transfers. The Controller is further authorized to make adjustments to the second year budgets consistent with Citywide estimates for salaries, fringe benefits, and work orders.

### **SECTION 4. Interim Budget Provisions.**

All funds for equipment and new capital improvements shall be held in reserve until final enactment of the budget. No new equipment or capital improvements shall be authorized during the interim period other than equipment or capital improvements that, in the discretion of the Controller, is reasonably required for the continued operation of existing programs or projects previously approved by the Board of Supervisors. Authorization for the purchase of such equipment may be approved by the Board of

Supervisors.

During the period of the interim Annual Appropriation Ordinance and interim Annual Salary Ordinance, no transfer of funds within a department shall be permitted without approval of the Controller, Mayor's Budget Director and the Chair of the Budget and Finance Committee.

When the Budget and Finance Committee or Budget and Appropriations Committee reserves selected expenditure items pending receipt of additional information from departments, upon receipt of the required information to the satisfaction of that committee, the Controller may release the previously reserved funds with no further action required by the Board of Supervisors.

If the Budget and Finance Committee or Budget and Appropriations Committee recommends a budget that increases funding that was deleted in the Mayor's Budget, the Controller shall have the authority to continue to pay these expenses until final enactment of the budget.

#### **SECTION 4.1 Interim Budget – Positions.**

No new position may be filled in the interim period with the exception of those positions which in the discretion of the Controller are critical for the operation of existing programs or for projects previously approved by the Board of Supervisors or are required for emergency operations or where such positions would result in a net increase in revenues or where such positions are required to comply with law. New positions shall be defined as those positions that are enumerated in the Mayor's budget for the current

1 fiscal year but were not enumerated in the appropriation and salary ordinances for the  
2 prior fiscal year, as amended, through June 30 of the prior fiscal year. In the event the  
3 Mayor has approved the reclassification of a position in the department's budget for the  
4 current fiscal year, the Controller shall process a temporary or "tx" requisition at the  
5 request of the department and subject to approval of the Human Resources Director.  
6 Such action will allow for the continued employment of the incumbent in their former  
7 position pending action on the proposed reclassifications.

8  
9 If the Budget and Finance Committee or Budget and Appropriations Committee of the  
10 Board of Supervisors recommends a budget that reinstates positions that were deleted  
11 in the Mayor's Budget, the Controller and the Human Resources Director shall have the  
12 authority to continue to employ and pay the salaries of the reinstated positions until final  
13 enactment of the budget.

14  
15 **SECTION 5. Transfers of Functions and Duties.**

16 Where revenues for any fund or department are herein provided by transfer from any  
17 other fund or department, or where a duty or a performance has been transferred from  
18 one department to another, the Controller is authorized and directed to make the related  
19 transfer of funds, provided further, that where revenues for any fund or department are  
20 herein provided by transfer from any other fund or department in consideration of  
21 departmental services to be rendered, in no event shall such transfer of revenue be  
22 made in excess of the actual cost of such service.

23  
24 Where a duty or performance has been transferred from one department to another or  
25 departmental reorganization is effected as provided in the Charter, in addition to any

1 required transfer of funds, the Controller and Human Resources Director are authorized  
2 to make any personnel transfers or reassignments between the affected departments  
3 and appointing officers at a mutually convenient time, not to exceed 100 days from the  
4 effective date of the ordinance or Mayoral memorandum transferring the duty or  
5 function. The Controller, the Human Resources Director and Clerk of the Board of  
6 Supervisors, with assistance of the City Attorney, are hereby authorized and directed to  
7 make such changes as may be necessary to conform to all applicable ordinances to  
8 reflect said reorganization, transfer of duty or performance between departments.

#### 10 **SECTION 5.1 Agencies Organized Under One Department.**

11 Where one or more offices or agencies are organized under a single appointing officer  
12 or department head, the component units may continue to be shown as separate  
13 agencies for budgeting and accounting purposes to facilitate reporting. However, the  
14 entity shall be considered a single department for purposes of employee assignment  
15 and seniority, position transfers, and transfers of monies among funds within the  
16 department, and reappropriation of funds.

#### 18 **SECTION 5.2 Continuing Funds Appropriated.**

19 In addition to the amount provided from taxes, the Controller shall make available for  
20 expenditure the amount of actual receipts from special funds whose receipts are  
21 continuously appropriated as provided in the Municipal Codes.

#### 23 **SECTION 5.3 Multi-Year Revenues.**

24 In connection with money received in one fiscal year for departmental services to be  
25 performed in a subsequent year, the Controller is authorized to establish an account for

1 depositing revenues that are applicable to the ensuing fiscal year. Said revenue shall be  
2 carried forward and become a part of the funds available for appropriation in said  
3 ensuing fiscal year.

4  
5 **SECTION 5.4 Contracting Funds.**

6 All money received in connection with contracts under which a portion of the moneys  
7 received is to be paid to the contractors and the remainder of the moneys received  
8 inures to the City shall be deposited in the Treasury.

9  
10 (a) That portion of the money received that under the terms of the contract inures to  
11 the City shall be deposited to the credit of the appropriate fund.

12  
13 (b) That portion of the money received that under the terms of the contracts is to be  
14 paid to the contractor shall be deposited in special accounts and is hereby appropriated  
15 for said purposes.

16  
17 **SECTION 5.5 Real Estate Services.**

18 Rents received from properties acquired or held in trust for specific purposes are hereby  
19 appropriated to the extent necessary for maintenance of said properties, including  
20 services of the General Services Agency.

21  
22 Moneys received from lessees, tenants or operators of City-owned property for the  
23 specific purpose of real estate services relative to such leases or operating agreements  
24 are hereby appropriated to the extent necessary to provide such services.

25

**SECTION 5.6 Collection Services.**

In any contracts for the collection of unpaid bills for services rendered to clients, patients, or both by the Department of Public Health in which said unpaid bills have not become delinquent pursuant to Article V of Chapter 10 of the Administrative Code, the Controller is hereby authorized to adjust the estimated revenues and expenditures of the various divisions and institutions of the Department of Public Health to record such recoveries. Any percentage of the amounts, not to exceed 25 percent, recovered from such unpaid bills by a contractor is hereby appropriated to pay the costs of said contract. The Controller is authorized and is hereby directed to establish appropriate accounts to record total collections and contract payments relating to such unpaid bills.

**SECTION 5.7 Contract Amounts Based on Savings.**

When the terms of a contract provide for payment amounts to be determined by a percentage of cost savings or previously unrecognized revenues, such amounts as are actually realized from either said cost savings or unrecognized revenues are hereby appropriated to the extent necessary to pay contract amounts due. The Controller is authorized and is hereby directed to establish appropriate accounts to record such transactions.

**SECTION 6. Bond Interest and Redemption.**

In the event that estimated receipts from other than utility revenues, but including amounts from ad-valorem taxes, shall exceed the actual requirements for bond interest and redemption, said excess shall be transferred to a General Bond Interest and Redemption Reserve account. The Bond Interest and Redemption Reserve is hereby appropriated to meet debt service requirements including printing of bonds, cost of bond

rating services, funds due to the Internal Revenue Service, and the legal opinions approving the validity of bonds authorized to be sold not otherwise provided for herein.

Issuance, legal, and financial advisory service costs, including the reimbursement of departmental services in connection therewith, for debt instruments issued by the City, to the extent approved by the Board of Supervisors in authorizing the debt, may be paid from the proceeds of such debt and are hereby appropriated for said purposes.

To the extent bond rating fees are incurred and payable prior to the issuance of Board of Supervisors authorized Certificates of Participation due to unexpected changes in market conditions causing a delay in issuance, such fees may be paid from funds appropriated for annual Certificates of Participation debt service that exceed the actual requirements for bond interest and redemption.

#### **SECTION 7. Allotment Controls.**

Since several items of expenditures herein appropriated are based on estimated receipts, income, or revenues which may not be fully realized, it shall be incumbent upon the Controller to establish a schedule of allotments, of such duration as the Controller may determine, under which the sums appropriated to the several departments shall be expended. The Controller shall revise such revenue estimates periodically. If such revised estimates indicate a shortage, the Controller shall hold in reserve an equivalent amount of the corresponding expenditure appropriations set forth herein until the collection of the amounts as originally estimated is assured, and in all cases where it is provided by the Charter that a specified or minimum tax shall be levied for any department the amount of appropriation herein provided derived from taxes shall

1 not exceed the amount actually produced by the levy made for such department.

2  
3 The Controller, in issuing payments or in certifying contracts, purchase orders, or other  
4 encumbrances pursuant to Section 3.105 of the Charter, shall consider only the allotted  
5 portions of appropriation items to be available for encumbrance or expenditure and shall  
6 not approve the incurring of liability under any allotment in excess of the amount of such  
7 allotment. In case of emergency or unusual circumstances which could not be  
8 anticipated at the time of allotment, an additional allotment for a period may be made on  
9 the recommendation of the department head and the approval of the Controller. After  
10 the allotment schedule has been established or fixed, as heretofore provided, it shall be  
11 unlawful for any department or officer to expend or cause to be expended a sum greater  
12 than the amount set forth for the particular activity in the allotment schedule so  
13 established, unless an additional allotment is made, as herein provided.

14  
15 Allotments, liabilities incurred, and expenditures made under expenditure appropriations  
16 herein enumerated shall in no case exceed the amount of each such appropriation,  
17 unless the same shall have been increased by transfers or supplemental appropriations  
18 made in the manner provided by Section 9.105 of the Charter.

19  
20 **SECTION 7.1 Prior Year Encumbrances.**

21 The Controller is hereby authorized to establish reserves for the purpose of providing  
22 funds for adjustments in connection with liquidation of encumbrances and other  
23 obligations of prior years.



**SECTION 7.2 Equipment Purchases.**

Funds for the purchase of items of equipment having a value of over \$20,000 and a useful life of three years and over shall only be purchased from appropriations specifically provided for equipment or lease-purchased equipment, including equipment from capital projects. Departments may purchase additional or replacement equipment from previous equipment or lease-purchase appropriations, or from citywide equipment and other non-salary appropriations, with approval of the Mayor's Office and the Controller.

Where appropriations are made herein for the purpose of replacing automotive and other equipment, the equipment replaced shall be surrendered to the General Services Agency and shall be withdrawn from service on or before delivery to departments of the new automotive equipment. When the replaced equipment is sold, in lieu of being traded-in, the proceeds shall be deposited to a revenue account of the related fund. Provided, however, that so much of said proceeds as may be required to affect the purchase of the new equipment is hereby appropriated for the purpose. Funds herein appropriated for automotive equipment shall not be used to buy a replacement of any automobile superior in class to the one being replaced unless it has been specifically authorized by original appropriation ordinance.

Appropriations for equipment from current funds shall be construed to be annual appropriations and unencumbered balances shall lapse at the close of the fiscal year.

**SECTION 7.3 Enterprise Deficits.**

Funds appropriated herein to meet estimated enterprise deficits shall be made available to each such enterprise only to the extent that an actual deficit shall exist and not to exceed the amount herein provided. Any amount not required for the purpose of meeting an enterprise fund deficit shall be transferred back to the General Fund at the end of each fiscal year unless otherwise appropriated by ordinance.

**SECTION 7.4 Public Utilities Commission Debt Service.**

The San Francisco Public Utilities Commission shall, in coordination with the Controller's Office, record and report the use of debt service appropriations in their respective debt service funds consistent with the Schedule of Bond Redemption and Interest Statement included herein and as required pursuant to Governmental Accounting Standards Board (GASB) and Generally Accepted Accounting Principles (GAAP) accounting rules, requirements and practices. The Controller is hereby authorized to make all associated net-zero appropriation transfers to ensure compliant financial reporting.

**SECTION 8. Expenditure Estimates.**

Where appropriations are made for specific projects or purposes which may involve the payment of salaries or wages, the head of the department to which such appropriations are made, or the head of the department authorized by contract or interdepartmental order to make expenditures from each such appropriation, shall file with the Controller, when requested, an estimate of the amount of any such expenditures to be made during the ensuing period.

**SECTION 8.1 State and Federal Funds.**

The Controller is authorized to increase federal and state funds that may be claimed due to new General Fund expenditures appropriated by the Board of Supervisors. The Human Resources Director is authorized to add civil service positions required to implement the programs authorized by these funds. The Controller and the Human Resources Director shall report to the Board of Supervisors any actions taken under this authorization before the Board acts on the Annual Appropriation and Annual Salary Ordinances.

**SECTION 8.2 State and Federal Funding Restorations.**

If additional state or federal funds are allocated to the City to backfill state or federal reductions, the Controller shall backfill any funds appropriated to any program to the General Reserve.

**SECTION 8.3 Process for Addressing General Fund Revenue Shortfalls**

Upon receiving Controller estimates of revenue shortfalls that exceed the value of the General Reserve and any other allowances for revenue shortfalls in the adopted City budget, the Mayor shall inform the Board of Supervisors of actions to address this shortfall. The Board of Supervisors may adopt an ordinance to reflect the Mayor's proposal or alternative proposals in order to balance the budget.

**SECTION 9. Interdepartmental Services.**

The Controller is hereby authorized and directed to prescribe the method to be used in making payments for interdepartmental services in accordance with the provisions of Section 3.105 of the Charter, and to provide for the establishment of interdepartmental

1 reserves which may be required to pay for future obligations which result from current  
2 performances. Whenever, in the judgment of the Controller, the amounts which have  
3 been set aside for such purposes are no longer required or are in excess of the amount  
4 which is then currently estimated to be required, the Controller shall transfer the amount  
5 no longer required to the fund balance of the particular fund of which the reserve is a  
6 part. Provided further that no expenditure shall be made for personnel services, rent,  
7 equipment, or capital outlay purposes from any interdepartmental reserve or work order  
8 fund without specific appropriation by the Board of Supervisors.

9  
10 The amount detailed in departmental budgets for services of other City departments  
11 cannot be transferred to other spending categories without prior agreement from both  
12 the requesting and performing departments.

13  
14 The Controller, pursuant to the provisions of Charter Section 3.105, shall review and  
15 may adjust charges or fees for services that may be authorized by the Board of  
16 Supervisors for the administration of the Technology Marketplace. Such fees are hereby  
17 appropriated for that purpose.

18  
19 **SECTION 10. Positions in the City Service.**

20 Department heads shall not make appointments to any office or position until the  
21 Controller shall certify that funds are available.

22  
23 Funds provided herein for salaries or wages may, with the approval of the Controller, be  
24 used to provide for temporary employment when it becomes necessary to replace the  
25 occupant of a position while on extended leave without pay, or for the temporary filling

1 of a vacancy in a budgeted position. The Controller is authorized to approve the use of  
2 existing salary appropriations within departments to fund permanent appointments of up  
3 to six months to backfill anticipated vacancies to ensure implementation of successful  
4 succession plans and to facilitate the transfer of mission critical knowledge. The  
5 Controller shall provide a report to the Board of Supervisors every six months  
6 enumerating permanent positions created under this authority.

7  
8 Appointments to seasonal or temporary positions shall not exceed the term for which  
9 the Controller has certified the availability of funds.

10  
11 The Controller shall be immediately notified of a vacancy occurring in any position.

12  
13 **SECTION 10.1 Positions, Funds, and Transfers for Specific Purposes.**

14 Funds for personnel services may be transferred from any legally available source on  
15 the recommendation of the department head and approval by the City Administrator,  
16 Board, or Commission, for departments under their respective jurisdiction, and on  
17 authorization of the Controller with the prior approval of the Human Resources Director  
18 for:

19  
20 (a) Lump sum payments to officers, employees, police officers and fire fighters other  
21 than elective officers and members of boards and commissions upon death or  
22 retirement or separation caused by industrial accident for accumulated sick leave  
23 benefits in accordance with Civil Service Commission rules.

24  
25 (b) Payment of the supervisory differential adjustment, out of class pay, or other

1 negotiated premium to employees who qualify for such adjustment provided that the  
2 transfer of funds must be made from funds currently available in departmental  
3 personnel service appropriations.

4  
5 (c) Payment of any legal salary or fringe benefit obligations of the City, including  
6 amounts required to fund arbitration awards.

7  
8 (d) The Controller is hereby authorized to adjust salary appropriations for positions  
9 administratively reclassified or temporarily exchanged by the Human Resources  
10 Director provided that the reclassified position and the former position are in the same  
11 functional area.

12  
13 (e) Positions may be substituted or exchanged between the various salary  
14 appropriations or position classifications when approved by the Human Resources  
15 Director as long as said transfers do not increase total departmental personnel service  
16 appropriations.

17  
18 (f) The Controller is hereby authorized and directed upon the request of a  
19 department head and the approval by the Mayor's Office to transfer from any legally  
20 available funds amounts needed to fund legally mandated salaries, fringe benefits, and  
21 other costs of City employees. Such funds are hereby appropriated for the purpose set  
22 forth herein.

23  
24 (g) The Controller is hereby authorized to transfer any legally available funds to  
25 adjust salary and fringe benefit appropriations as required under reclassifications

recommended by the Human Resources Director and approved by the Board of Supervisors in implementing the Management Compensation and Classification Plan.

Amounts transferred shall not exceed the actual amount required including the cost to the City of mandatory fringe benefits.

(h) Pursuant to California Labor Code Section 4850.4, the Controller is authorized to make advance payments from departments' salary accounts to employees participating in CalPERS who apply for disability retirement. Repayment of these advanced disability retirement payments from CalPERS and from employees are hereby appropriated to the departments' salary account.

(i) For purposes of defining terms in Administrative Code Section 3.18, the Controller is authorized to process transfers where such transfers are required to administer the budget through the following certification process: In cases where expenditures are reduced at the level of appropriation control during the Board of Supervisors phase of the budget process, the Chair of the Budget and Finance Committee, on recommendation of the Controller, may certify that such a reduction does not reflect a deliberate policy reduction adopted by the Board. The Mayor's Budget Director may similarly provide such a certification regarding reductions during the Mayor's phase of the budget process.

## **SECTION 10.2 Professional Services Contracts.**

Funds appropriated for professional service contracts may be transferred to the account for salaries on the recommendation of the department head for the specific purpose of

1 using City personnel in lieu of private contractors with the approval of the Human  
2 Resources Director and the Mayor and certification by the Controller that such transfer  
3 of funds would not increase the cost of government.

4  
5 **SECTION 10.3 Surety Bond Fund Administration.**

6 The Controller is hereby authorized to allocate funds from capital project appropriations  
7 to the San Francisco Self-Insurance Surety Bond Fund, as governed by Administrative  
8 Code Section 10.100-317 and in accordance with amounts determined pursuant to  
9 Administrative Code Section 14B.16.

10  
11 **SECTION 10.4 Salary Adjustments, Memoranda of Understanding (MOUs).**

12 The Controller is authorized and directed to transfer from the Salary and Benefits  
13 Reserve, or any legally available funds, amounts necessary to adjust appropriations for  
14 salaries and related mandatory fringe benefits of employees whose compensation is  
15 pursuant to Charter Sections A8.403 (Registered Nurses), A8.404 (Transit Operators),  
16 A8.409 (Miscellaneous Employees), A8.405 and A8.590-1 through A8.590-5 (Police and  
17 Firefighters), revisions to state law, or collective bargaining agreements adopted  
18 pursuant to the Charter or arbitration award. The Controller and Human Resources  
19 Director are further authorized and directed to adjust the rates of compensation to  
20 reflect current pay rates for any positions affected by the foregoing provisions.

21  
22 Adjustments made pursuant to this section shall reflect only the percentage increase  
23 required to adjust appropriations to reflect revised salary and other pay requirements  
24 above the funding level established in the base and adopted budget of the respective  
25 departments.



1 The Controller is authorized and directed to transfer from reserves or any legally  
2 available funds amounts necessary to provide costs of non-salary benefits in ratified  
3 Memoranda of Understanding or arbitration awards or Board of Supervisors approved  
4 employee and retiree health and dental rates. The Controller's Office shall report to the  
5 Budget and Finance Committee or Budget and Appropriations Committee on the status  
6 of the Salary and Benefits Reserve, including amounts transferred to individual City  
7 departments and remaining Reserve balances, as part of the Controller's Six and Nine  
8 Month Budget Status Reports.

9  
10 **SECTION 10.5 MOUs to be Reflected in Department Budgets.**

11 Should the City adopt an MOU with a recognized employee bargaining organization  
12 during the fiscal year which has fiscal effects, the Controller is authorized and directed  
13 to reflect the budgetary impact of said MOU in departmental appropriations by  
14 transferring amounts to or from the Salary and Benefits Reserve, or, for self-supporting  
15 or restricted funds, to or from the respective unappropriated fund balance account. All  
16 amounts transferred pursuant to this section are hereby appropriated for that purpose.

17  
18 **SECTION 10.6 Funding Memoranda of Understanding (MOUs).**

19 Whenever the Board of Supervisors has ratified by ordinance or resolution Memoranda  
20 of Understanding with recognized employee organizations or an arbitration award has  
21 become effective, and said memoranda or award contains provisions requiring the  
22 expenditure of funds, the Controller, on the recommendation of the Human Resources  
23 Director, shall reserve sufficient funds to comply with such provisions and such funds  
24 are hereby appropriated for such purposes. The Controller is hereby authorized to make  
25 such transfers from funds hereby reserved or legally available as may be required to

1 make funds available to departments to carry out the purposes required by the  
2 Memoranda of Understanding or arbitration award.

3  
4 **SECTION 10.7 Fringe Benefit Rate Adjustments.**

5 Appropriations herein made for fringe benefits may be adjusted by the Controller to  
6 reflect revised amounts required to support adopted or required contribution rates. The  
7 Controller is authorized and is hereby directed to transfer between departmental  
8 appropriations and the General Reserve or other unappropriated balance of funds any  
9 amounts resulting from adopted or required contribution rates and such amounts are  
10 hereby appropriated to said accounts.

11  
12 When the Controller determines that prepayment of the employer share of pension  
13 contributions is likely to be fiscally advantageous, the Controller is authorized to adjust  
14 appropriations and transfers in order to make and reconcile such prepayments.

15  
16 **SECTION 10.8 Police Department Uniformed Positions.**

17 Positions in the Police Department for each of the various ranks that are filled based on  
18 the educational attainment of individual officers may be filled interchangeably at any  
19 level within the rank (e.g., Patrol Officer Q2, Q3 or Q4, Sergeant Q50, Q51, Q52). The  
20 Controller and Human Resources Director are hereby authorized to adjust payrolls,  
21 salary ordinances, and other documents, where necessary, to reflect the current status  
22 of individual employees; provided however, that nothing in this section shall authorize  
23 an increase in the total number of positions allocated to any one rank or to the Police  
24 Department.

**SECTION 10.9 Holidays, Special Provisions.**

Whenever the Mayor formally declares that any day is a holiday for City employees under the terms of a Memorandum of Understanding, the Controller, with the approval of the Mayor's Office, is hereby authorized to make such transfer of funds not to exceed the actual cost of said holiday from any legally available funds.

**SECTION 10.10 Litigation Reserve, Payments.**

The Controller is authorized and directed to transfer from the Reserve for Litigation Account for General Fund supported departments or from any other legally available funds for other funds, amounts required to make payments required to settle litigation against the City that has been recommended by the City Attorney and approved by the Board of Supervisors in the manner provided in the Charter. Such funds are hereby appropriated for the purposes set forth herein.

Amounts required to pay settlements of claims or litigation involving the Public Utilities Commission are hereby appropriated from the Public Utilities Commission Wastewater Enterprise fund balance or the Public Utilities Commission Water Enterprise fund balance, as appropriate, for the purpose of paying such settlements following final approval of those settlements by resolution or ordinance.

**SECTION 10.11 Changes in Health Services Eligibility.**

Should the Board of Supervisors amend Administrative Code Section 16.700 to change the eligibility in the City's Health Service System, the Controller is authorized and directed to transfer from any legally available funds or the Salary and Fringe Reserve for the amount necessary to provide health benefit coverage not already reflected in the

1 departmental budgets.

2  
3 **Section 10.12 Workers' Compensation Alternative Dispute Resolution Program**

4 Resolutions 85-19 and 86-19 authorized the Department of Human Resources to enter  
5 Workers' Compensation Alternative Dispute Resolution (ADR) Labor-Management  
6 Agreements with the San Francisco Firefighters' Association, Local 798, and San  
7 Francisco Police Officers Association, respectively. These Agreements require the City  
8 to allocate an amount equal to 50% of the ADR program estimated net savings, as  
9 determined by actuarial report, for the benefit of active employees. The Controller is  
10 authorized and directed to transfer from any legally available funds the amount  
11 necessary to make the required allocations. This provision will terminate if the parties  
12 agree to terminate the Agreements.

13  
14 **SECTION 11. Funds Received for Special Purposes, Trust Funds.**

15 The Controller is hereby authorized and directed to continue the existing special and  
16 trust funds, revolving funds, and reserves. The receipts in and expenditures from each  
17 such fund are hereby appropriated in accordance with law and the conditions under  
18 which each such fund was established.

19  
20 The Controller is hereby authorized and directed to set up additional special and trust  
21 funds and reserves as may be created either by additional grants and bequests or  
22 under other conditions, and the receipts in each fund are hereby appropriated in  
23 accordance with law for the purposes and subject to the conditions under which each  
24 such fund is established.

**SECTION 11.1 Special and Trust Funds Appropriated; Approval of Certain Grant Agreements under Charter Section 9.118**

Whenever the City and County of San Francisco shall receive for a special purpose from the United States of America, the State of California, or from any public or semi-public agency, or from any private person, firm or corporation, any moneys, or property to be converted into money, the Controller shall establish a special fund or account evidencing the said moneys so received and specifying the special purposes for which they have been received and for which they are held. Said account or fund shall be maintained by the Controller as long as any portion of said moneys or property remains.

Recurring grant funds which are detailed in departmental budget submissions and approved by the Mayor and Board of Supervisors in the annual budget shall be deemed to have met the requirements of Administrative Code Section 10.170 for the approval to apply for, receive, and expend said funds and shall be construed to be funds received for a specific purpose as set forth in this section. Where the amount of a recurring grant that is detailed in a departmental budget submission exceeds \$1 million or the duration exceeds ten years, the grant agreement shall be deemed approved by the Board of Supervisors under Charter Section 9.118. Positions specifically approved by granting agencies in said grant awards may be filled as though said positions were included in the annual budget and Annual Salary Ordinance, provided however that the tenure of such positions shall be contingent on the continued receipt of said grant funds. Individual grants may be adjusted by the Controller to reflect actual awards made if granting agencies increase or decrease the grant award amounts estimated in budget submissions.

1 The expenditures necessary from said funds or said accounts as created herein, in  
2 order to carry out the purpose for which said moneys or orders have been received or  
3 for which said accounts are being maintained, shall be approved by the Controller and  
4 said expenditures are hereby appropriated in accordance with the terms and conditions  
5 under which said moneys or orders have been received by the City, and in accordance  
6 with the conditions under which said funds are maintained.

7  
8 The Controller is authorized to adjust transfers to the San Francisco Capital Planning  
9 Fund, established by Administrative Code Section 10.100-286, to account for final  
10 capital project planning expenditures reimbursed from approved sale of bonds and other  
11 long term financing instruments.

12  
13 **SECTION 11.2 Insurance Recoveries.**

14 Any moneys received by the City pursuant to the terms and conditions of any insurance  
15 policy are hereby appropriated and made available to the general City or specific  
16 departments for associated costs or claims.

17  
18 **SECTION 11.3 Bond Premiums.**

19 Premiums received from the sale of bonds are hereby appropriated for bond interest  
20 and redemption purposes of the issue upon which it was received.

21  
22 **SECTION 11.4 Ballot Arguments.**

23 Receipts in and expenditures for payment for the printing of ballot arguments, are  
24 hereby appropriated.

**SECTION 11.5 Tenant Overtime.**

Whenever employees of departments are required to work overtime on account of services required by renters, lessees, or tenants of City-owned or occupied properties, or recipients of services from City departments, the cost of such overtime employment shall be collected by the departments from the requesters of said services and shall be deposited with the Treasurer to the credit of departmental appropriations. All moneys deposited therein are hereby appropriated for such purpose.

**SECTION 11.6 Refunds.**

The Controller is hereby authorized and directed to set up appropriations for refunding amounts deposited in the Treasury in excess of amounts due, and the receipts and expenditures from each are hereby appropriated in accordance with law. Whereby state statute, local ordinance, or court order, interest is payable on amounts to be refunded, in the absence of appropriation therefore, such interest is herewith appropriated from the unappropriated interest fund or interest earnings of the fund involved. The Controller is authorized, and funds are hereby appropriated, to refund overpayments and any mandated interest or penalties from state, federal, or local agencies when audits or other financial analyses determine that the City has received payments in excess of amounts due.

**SECTION 11.7 Arbitrage.**

The Controller is hereby authorized and directed to refund excess interest earnings on bond proceeds (arbitrage) when such amounts have been determined to be due and payable under applicable Internal Revenue Service regulations. Such arbitrage refunds shall be charged in the various bond funds in which the arbitrage earnings were

1 recorded and such funds are hereby appropriated for the purpose.

2  
3 If bond indentures or fiscal agent agreements require interest earnings to be used to  
4 offset annual lease financing payments, the Controller is authorized to make payments  
5 to the IRS from annual budget appropriations for lease payments based on expected  
6 savings amounts.

7  
8 **SECTION 11.8 Damage Recoveries and Restitution.**

9 Moneys received as payment for damage to City-owned property and equipment are  
10 hereby appropriated to the department concerned to pay the cost of repairing such  
11 equipment or property. Moneys received as payment for liquidated damages in a City-  
12 funded project are appropriated to the department incurring costs of repairing or abating  
13 the damages. Any excess funds, and any amount received for damaged property or  
14 equipment which is not to be repaired shall be credited to a related fund.

15  
16 Moneys received as restitution in a criminal proceeding to reimburse the City for losses  
17 caused by an employee or third party are appropriated to the departments that incurred  
18 the losses.

19  
20 **SECTION 11.9 Purchasing Damage Recoveries.**

21 That portion of funds received pursuant to the provisions of Administrative Code Section  
22 21.33 - failure to deliver article contracted for - as may be needed to affect the required  
23 procurement are hereby appropriated for that purpose and the balance, if any, shall be  
24 credited to the related fund.



**SECTION 11.10 Off-Street Parking Guarantees.**

Whenever the Board of Supervisors has authorized the execution of agreements with corporations for the construction of off-street parking and other facilities under which the City guarantees the payment of the corporations' debt service or other payments for operation of the facility, it shall be incumbent upon the Controller to reserve from parking meter or other designated revenues sufficient funds to provide for such guarantees. The Controller is hereby authorized to make payments as previously guaranteed to the extent necessary and the reserves approved in each Annual Appropriation Ordinance are hereby appropriated for the purpose. The Controller shall notify the Board of Supervisors annually of any payments made pursuant to this Section.

**SECTION 11.11 Hotel Tax – Special Situations.**

The Controller is hereby authorized and directed to make such interfund transfers or other adjustments as may be necessary to conform budget allocations to the requirements of the agreements and indentures of the 1994 Lease Revenue and/or San Francisco Redevelopment Agency Hotel Tax Revenue Bond issues.

**SECTION 11.12 Local Transportation Agency Fund.**

Local transportation funds are hereby appropriated pursuant to the Government Code.

**SECTION 11.13 Insurance.**

The Controller is hereby authorized to transfer to the Risk Manager any amounts indicated in the budget estimate and appropriated hereby for the purchase of insurance or the payment of insurance premiums.

**SECTION 11.14 Grants to Departments of Disability and Aging Services, Child Support Services, Homelessness and Supportive Housing, and Children, Youth and Their Families**

The Department of Disability and Aging Services and the Department of Child Support Services are authorized to receive and expend available federal and state contributions and grant awards for their target populations. The Controller is hereby authorized and directed to make the appropriate entries to reflect the receipt and expenditure of said grant award funds and contributions. The Department of Homelessness and Supportive Housing is authorized to apply surpluses among subgrants within master HUD grants to shortfalls in other subgrants. The Department of Children, Youth and Their Families is authorized to receive and expend funds in instances where funds from grants appropriated herein are not fixed and exceed the estimates contained in the budget.

**SECTION 11.15 FEMA, OES, Other Reimbursements.**

Whenever the City recovers funds from any federal or state agency as reimbursement for the cost of damages resulting from earthquakes and other disasters for which the Mayor has declared a state of emergency, such funds are hereby appropriated for the purpose. The Controller is authorized to transfer such funds to the credit of the departmental appropriation which initially incurred the cost, or, if the fiscal year in which the expenses were charged has ended, to the credit of the fund which incurred the expenses. Revenues received from other governments as reimbursement for mutual aid provided by City departments are hereby appropriated for services provided.

Whenever the City is required to designate agents authorized to obtain state or federal disaster and emergency assistance funding, the Mayor and Board of Supervisors

1 designate the Executive Director of the Department of Emergency Management, the  
2 Controller, and the Deputy Controller to be the agents authorized to execute  
3 agreements for and on behalf of the City, for disaster and emergency assistance  
4 funding from State and federal agencies, for all open and future disasters.

5  
6 Any remaining balances in the Give2SF-COVID-19 Fund, including amounts from  
7 previously identified and unidentifiable donors, are hereby appropriated for COVID-19  
8 related costs and programs. Give2SF-COVID-19 Donation balances and uses of funds  
9 shall be included in the San Francisco Disaster and Emergency Response and  
10 Recovery Fund annual report to the Board of Supervisors, pursuant to Administrative  
11 Code Sec. 10.100-100(d).

12  
13 **SECTION 11.16 Interest on Grant Funds.**

14 Whenever the City earns interest on funds received from the State of California or the  
15 federal government and said interest is specifically required to be expended for the  
16 purpose for which the funds have been received, said interest is hereby appropriated in  
17 accordance with the terms under which the principal is received and appropriated.

18  
19 **SECTION 11.17 Treasurer – Banking Agreements.**

20 Whenever the Treasurer finds that it is in the best interest of the City to use either a  
21 compensating balance or fee for service agreement to secure banking services that  
22 benefit all participants of the pool, any funds necessary to be paid for such agreement  
23 are to be charged against interest earnings and such funds are hereby appropriated for  
24 the purpose.

1 The Treasurer may offset banking charges that benefit all participants of the investment  
2 pool against interest earned by the pool. The Treasurer shall allocate other bank  
3 charges and credit card processing to departments or pool participants that benefit from  
4 those services. The Controller may transfer funds appropriated in the budget to General  
5 Fund departments as necessary to support allocated charges.

6  
7 **SECTION 11.18 City Buildings–Acquisition with Certificates of Participation**  
8 **(COPs).**

9 Receipts in and expenditures from accounts set up for the acquisition and operation of  
10 City-owned buildings including, but not limited to 25 Van Ness Avenue and 1660  
11 Mission Street, are hereby appropriated for the purposes set forth in the various bond  
12 indentures through which said properties were acquired.

13  
14 **SECTION 11.19 Generally Accepted Principles of Financial Statement**  
15 **Presentation.**

16 The Controller is hereby authorized to make adjustments to departmental budgets as  
17 part of the year-end closing process to conform amounts to the Charter provisions and  
18 generally accepted principles of financial statement presentation, and to implement new  
19 accounting standards issued by the Governmental Accounting Standards Board and  
20 other changes in generally accepted accounting principles.

21  
22 **SECTION 11.20 Fund Balance Reporting and Government Fund Type Definitions.**

23 The Controller is authorized to establish or adjust fund type definitions for restricted,  
24 committed or assigned revenues and expenditures, in accordance with the  
25 requirements of Governmental Accounting Standards Board Statement 54. These

1 changes will be designed to enhance the usefulness of fund balance information by  
2 providing clearer fund balance classifications that can be more consistently applied and  
3 by clarifying the existing governmental fund type definitions. Reclassification of funds  
4 shall be reviewed by the City's outside auditors during their audit of the City's financial  
5 statements.

6  
7 **SECTION 11.21 State Local Public Safety Fund.**

8 Amounts received from the State Local Public Safety Fund (Sales Taxes) for deposit to  
9 the Public Safety Augmentation Fund shall be transferred to the General Fund for use in  
10 meeting eligible costs of public safety as provided by state law and said funds are  
11 appropriated for said purposes.

12  
13 Said funds shall be allocated to support public safety department budgets, but not  
14 specific appropriation accounts, and shall be deemed to be expended at a rate of 75%  
15 of eligible departmental expenditures up to the full amount received. The Controller is  
16 hereby directed to establish procedures to comply with state reporting requirements.

17  
18 **SECTION 11.22 Health Care Security Ordinance Agency Fund.**

19 Irrevocable health care expenditures made to the City by employers on behalf of their  
20 employees pursuant to the provisions of Labor & Employment Code Articles 21 and  
21 121, the Health Care Security Ordinance and the Health Care Accountability Ordinance  
22 are maintained in the Health Care Security Ordinance Fund, an agency fund maintained  
23 by the City for the benefit of City Option account holders. Interest earnings in the fund  
24 are hereby appropriated for the administrative costs incurred to manage participant  
25 accounts.

**SECTION 11.23 Affordable Housing Loan Repayments and Interest Earnings.**

Loan repayments, proceeds of property sales in cases of defaulted loans, and interest earnings in special revenue funds designated for affordable housing are hereby appropriated for affordable housing program expenditures, including payments from loans made by the former San Francisco Redevelopment Agency and transferred to the Mayor's Office of Housing and Community Development, the designated housing successor agency. Expenditures shall be subject to the conditions under which each such fund was established.

**SECTION 11.24 Development Agreement Implementation Costs.**

The Controller is hereby authorized to appropriate reimbursements of City costs incurred to implement development agreements approved by the Board of Supervisors, including but not limited to City staff time, consultant services, and associated overhead costs to conduct plan review, inspection, and contract monitoring, and to draft, negotiate, and administer such agreements. This provision does not apply to development impact fees or other payments approved in a development agreement, which shall be appropriated by the Board of Supervisors.

**SECTION 11.25 Housing Trust Fund.**

The Controller is hereby authorized to adjust appropriations as necessary to implement the movement of Housing Trust Fund revenues and expenditures from the General Fund to a special revenue fund.

The Controller shall account for appropriation of \$17,600,000 for eligible affordable housing projects in fiscal year 2021-22 as an advance of future year Housing Trust

Fund allocations, and shall credit such advance against required appropriations to that fund for a period of five years, beginning in fiscal year 2023-24, in an annual amount of \$3,520,000.

**SECTION 11.26 Refuse Rate Order Changes.**

The Controller is authorized to adjust appropriations from the Solid Waste Impound Account to reconcile with the final adopted refuse rate order established by the Refuse Rate Board, provided that such adjustments shall not result in a total increase in appropriations from the fund.

**SECTION 12. Special Situations.**

**SECTION 12.1 Revolving Funds.**

Surplus funds remaining in departmental appropriations may be transferred to fund increases in revolving funds up to the amount authorized by the Board of Supervisors by ordinance.

**SECTION 12.2 Interest Allocations.**

Interest shall not be allocated to any special, enterprise, or trust fund or account unless said allocation is required by Charter, state law, or specific provision in the legislation that created said fund. Any interest earnings not allocated to special, enterprise or trust funds or accounts shall be credited, by the Controller, to General Fund Unallocated Revenues.

1   **SECTION 12.3 Property Tax.**

2   Consistent with state Teeter Plan requirements, the Board of Supervisors elects to  
3   continue the alternative method of distribution of tax levies and collections in  
4   accordance with Revenue and Taxation Code Section 4701. The Board of Supervisors  
5   directs the Controller to maintain the Teeter Tax Losses Reserve Fund at an amount not  
6   less than 1% of the total of all taxes and assessments levied on the secured roll for that  
7   year for participating entities in the county as provided by Revenue and Taxation Code  
8   Section 4703. The Board of Supervisors authorizes the Controller to make timely  
9   property tax distributions to the Office of Community Investment and Infrastructure, the  
10   Treasure Island Development Authority, and City Infrastructure Financing Districts as  
11   approved by the Board of Supervisors through the budget, through development pass-  
12   through contracts, through tax increment allocation pledge agreements and ordinances,  
13   and as mandated by State law.

14

15   The Controller is authorized to adjust the budget to conform to assumptions in final  
16   approved property tax rates and to make debt service payments for approved general  
17   obligation bonds accordingly.

18

19   The Controller is authorized and directed to recover costs from the levy, collection, and  
20   administration of property taxes. The tax rate for the City's General Obligation Bond  
21   Fund, approved annually by resolution of the Board of Supervisors, includes a collection  
22   fee of 0.25% of the fund collected for the purpose of the General Obligation Bond debt  
23   service. An amount sufficient to pay this fee is hereby appropriated within the General  
24   Obligation Bond Fund and the Controller is hereby authorized to pay this fee into the  
25   General Fund from the General Obligation Bond Fund.



**SECTION 12.4 New Project Reserves.**

Where the Board of Supervisors has set aside a portion of the General Reserve for a new project or program approved by a supplemental appropriation, any funds not required for the approved supplemental appropriation shall be returned to the General Fund General Reserve by the Controller. The Controller is authorized to allocate project budgets appropriated in Citywide accounts to the department where the expense will be incurred.

**SECTION 12.5 Aid Payments.**

Aid paid from funds herein provided and refunded during the fiscal year hereof shall be credited to, and made available in, the appropriation from which said aid was provided.

**SECTION 12.6 Department of Public Health Transfer Payments, Indigent Health Revenues, and Realignment Funding to Offset for Low Income Health Programs.**

To more accurately reflect the total net budget of the Department of Public Health, this ordinance shows net revenues received from certain state and federal health programs. Funds necessary to participate in such programs that require transfer payments are hereby appropriated. The Controller is authorized to defer surplus transfer payments, indigent health revenues, and Realignment funding to offset future reductions or audit adjustments associated with funding allocations for health services for low income individuals.

**SECTION 12.7 Municipal Transportation Agency.**

Consistent with the provisions of Article VIIIA of the Charter, the Controller is authorized to make such transfers and reclassification of accounts necessary to properly reflect the

1 provision of central services to the Municipal Transportation Agency in the books and  
2 accounts of the City. No change can increase or decrease the overall level of the City's  
3 budget.

4  
5 **SECTION 12.8 Treasure Island Authority.**

6 Should the Treasure Island property be conveyed and deed transferred from the federal  
7 government, the Controller is hereby authorized to make budgetary adjustments  
8 necessary to ensure that there is no General Fund impact from this conveyance, and  
9 that expenditures of special assessment revenues conform to governmental accounting  
10 standards and requirements of the special assessment as adopted by voters and  
11 approved by the Board of Supervisors.

12  
13 **SECTION 12.9 Hetch Hetchy Power Stabilization Fund.**

14 Hetch Hetchy has entered into a long-term agreement to purchase a fixed amount of  
15 power. Any excess power from this contract will be sold back to the power market.

16  
17 To limit Hetch Hetchy's risk from adverse market conditions in the future years of the  
18 contract, the Controller is authorized to establish a power stabilization account that  
19 reserves any excess revenues from power sales in the early years of the contract.  
20 These funds may be used to offset potential losses in the later years of the contract.  
21 The balance in this fund may be reviewed and adjusted annually.

22  
23 The power purchase amount reflected in the Public Utility Commission's expenditure  
24 budget is the net amount of the cost of power purchased for Hetch Hetchy use. Power  
25 purchase appropriations may be increased by the Controller to reflect the pass through

costs of power purchased for resale under long-term fixed contracts previously approved by the Board of Supervisors.

#### **SECTION 12.10 Closure of Special Funds, Projects, and Accounts**

In accordance with Administrative Code Section 10.100-1(d), if there has been no expenditure activity for the past two fiscal years, a special fund or project can be closed and repealed. The Controller is hereby authorized and directed to reconcile and balance funds, projects and accounts, and to close completed projects. The Controller is directed to create a clearing account for the purpose of balancing surpluses and deficits in such funds, projects and accounts, and funding administrative costs incurred to perform such reconciliations.

This budget ordinance appropriates fund balance from active project closeouts in continuing funds in the General Fund and a number of special revenue and enterprise funds. The Controller is directed to deappropriate projects to realize the fund balance used as a source in the adopted budget.

#### **SECTION 12.11 Charter-Mandated Baseline Appropriations.**

The Controller is authorized to increase or reduce budgetary appropriations as required by the Charter for baseline allocations to align allocations to the amounts required by formula based on actual revenues received during the fiscal year. Departments must obtain Board of Supervisors' approval prior to any expenditure supported by increasing baseline allocations as required under the Charter and the Municipal Code.

**SECTION 12.12 Parking Tax Allocation.**

The Controller is authorized to increase or decrease final budgetary allocation of parking tax in-lieu transfers to reflect actual collections to the Municipal Transportation Agency. The Municipal Transportation Agency must obtain Board of Supervisors' approval prior to any expenditure supported by allocations that accrue to the Agency that are greater than those already appropriated in the Annual Appropriation Ordinance.

**SECTION 12.13 Former Redevelopment Agency Funds.**

Pursuant to Board of Supervisors Ordinance 215-12, the Successor Agency to the San Francisco Redevelopment Agency (also known as the Office of Community Investment and Infrastructure, or OCII) is a separate legal entity from the City and its budget is subject to separate approval by resolution of the Board of Supervisors. The Controller is authorized to transfer funds and appropriation authority between and within accounts related to former San Francisco Redevelopment Agency (SFRA) fund balances to serve the accounting requirements of the OCII, the Port, the Mayor's Office of Housing and Community Development and the City Administrator's Office and to comply with state requirements and applicable bond covenants.

The Purchaser is authorized to allow the OCII and departments to follow applicable contracting and purchasing procedures of the former SFRA and waive inconsistent provisions of the San Francisco Administrative Code when managing contracts and purchasing transactions related to programs formerly administered by the SFRA.

If, during the course of the budget period, the OCII requests departments to provide additional services beyond budgeted amounts and the Controller determines that the

1 Successor Agency has sufficient additional funds available to reimburse departments  
2 for such additional services, the departmental expenditure authority to provide such  
3 services is hereby appropriated.

4 When 100% of property tax increment revenues for a redevelopment project area are  
5 pledged based on an agreement that constitutes an enforceable obligation, the  
6 Controller will increase or decrease appropriations to match actual revenues realized for  
7 the project area.

8  
9 The Mayor's Office of Housing and Community Development is authorized to act as the  
10 fiscal agent for the Public Initiatives Development Corporation (PIDC) and receive and  
11 disburse PIDC funds as authorized by the PIDC bylaws and the PIDC Board of  
12 Directors.

13  
14 **SECTION 12.14 CleanPowerSF.**

15 CleanPowerSF customer payments and all other associated revenues deposited in the  
16 CleanPowerSF special revenue fund are hereby appropriated in the amounts actually  
17 received by the City in each fiscal year. The Controller is authorized to disburse the  
18 revenues appropriated by this section as well as those appropriated yet unspent from  
19 prior fiscal years to pay power purchase obligations and other operating costs as  
20 provided in the program plans and annual budgets, as approved by the Board of  
21 Supervisors for the purposes authorized therein.

22  
23 **SECTION 12.15 Unclaimed Funds Escheatment Noticing & Accounting**  
24 **Procedures**

25 Pursuant to Government Code Sections 50055 and 50057, the Board of Supervisors

1 authorizes the Treasurer to transfer to the General Fund without publication of a notice  
2 in a newspaper the following amounts that remain unclaimed in the treasury of the City  
3 or in the official custody of an officer of the City for a period of at least one year: (1) any  
4 individual items of less than \$15; and (2) any individual items of \$5,000 or less if the  
5 depositor's name is unknown. The Treasurer shall notify the Controller of transfers  
6 performed using this authorization.

#### 8 **SECTION 12.16 City Attorney Gifts and Grants for Federal Response**

9 The City Attorney is authorized to accept and expend gifts or grants of funds and gifts of  
10 in-kind services, including but not limited to in-kind outside counsel services and expert  
11 consultant or witness services, to support the City Attorney's legal advice, advocacy,  
12 and litigation in preparation for or response to policies, actions, threats, and other  
13 decisions by the federal government. The City Attorney shall report all such grants and  
14 gifts to the Controller and the Mayor's Budget Office, in addition to any other applicable  
15 reporting requirements in the Administrative Code and the Campaign and Governmental  
16 Conduct Code.

#### 18 **SECTION 14. Departments.**

19 The term department as used in this ordinance shall mean department, bureau, office,  
20 utility, agency, board, or commission, as the case may be. The term department head  
21 as used herein shall be the chief executive duly appointed and acting as provided in the  
22 Charter. When one or more departments are reorganized or consolidated, the former  
23 entities may be displayed as separate units, if, in the opinion of the Controller, this will  
24 facilitate accounting or reporting.

(a) The Public Utilities Commission shall be considered one entity for budget purposes and for disbursement of funds within each of the enterprises. The entity shall retain its enterprises, including Water, Hetch Hetchy, Wastewater, and the Public Utilities Commission, as separate utility fund enterprises under the jurisdiction of the Public Utilities Commission and with the authority provided by the Charter. This section shall not be construed as a merger or completion of the Hetch Hetchy Project, which shall not be deemed completed until a specific finding of completion has been made by the Public Utilities Commission. The consolidated agency will be recognized for purposes of determining employee seniority, position transfers, budgetary authority, and transfers or reappropriation of funds.

(b) There shall be a General Services Agency, headed by the City Administrator, including the Department of Telecommunication and Information Services, and the Department of Administrative Services. The City Administrator shall be considered one entity for budget purposes and for disbursement of funds.

(c) There shall be a Human Services Agency, which shall be considered one entity for budget purposes and for disbursement of funds. Within the Human Services Agency shall be two departments: (1) the Department of Human Services, under the Human Services Commission, and (2) the Department of Disability and Aging Services ("DAAS"), under the Disability and Aging Services Commission, which includes Adult Protective Services, the Public Administrator/Public Guardian, the Mental Health Conservator, the Department of Disability and Aging Services, the County Veterans' Service Officer, and the In-Home Supportive Services Program. This budgetary structure does not affect the legal status or structure of the two departments. The

1 Human Resources Director and the Controller are authorized to transfer employees,  
2 positions, and funding in order to effectuate the transfer of the program from one  
3 department to the other. The consolidated agency will be recognized for purposes of  
4 determining employee seniority, position transfers, budgetary authority and transfers or  
5 reappropriation of funds.

6  
7 The departments within the Human Services Agency shall coordinate with each other  
8 and with the Disability and Aging Services Commission to improve delivery of services,  
9 increase administrative efficiencies and eliminate duplication of efforts. To this end, they  
10 may share staff and facilities. This coordination is not intended to diminish the authority  
11 of the Disability and Aging Services Commission over matters under the jurisdiction of  
12 the Commission.

13  
14 The Director of the Disability and Aging Services Commission also may serve as the  
15 department head for DAAS, and/or as a deputy director for the Department of Human  
16 Services, but shall receive no additional compensation by virtue of an additional  
17 appointment. If an additional appointment is made, it shall not diminish the authority of  
18 the Disability and Aging Services Commission over matters under the jurisdiction of the  
19 Commission.

20  
21 (d) There shall be a Film, Grants, and Arts Agency (FGAA), whose formal name  
22 shall be determined at a later date, which shall be considered one entity for budget  
23 purposes and for disbursement of funds. Within the FGAA shall be two departments and  
24 one division of the General Services Agency: (1) the Arts Commission department, led  
25 by the Director of Cultural Affairs under its Commission, (2) the Film Commission



1 department, led by the Executive Director under its Commission, and (3) Grants for the  
2 Arts (“GFTA”), under the Director. This budgetary structure does not affect the legal  
3 status or structure of the two departments or GFTA. The Human Resources Director  
4 and the Controller are authorized to transfer employees, positions, and funding in order  
5 to effectuate the transfer of the program from one department or division to the other.  
6 The consolidated agency will be reorganized for purposes of determining employee  
7 seniority, position transfers, budgetary authority and transfers or reappropriation of  
8 funds.

9  
10 The Director of the Agency, appointed by the Mayor, will lead the FGAA. The Director  
11 will ensure that the departments and division within the Agency shall coordinate with  
12 each other to improve delivery of services to and for artists and the arts, increase  
13 administrative efficiencies and eliminate duplication of efforts. To this end, they may  
14 share staff and facilities. This coordination is not intended to diminish the authority of  
15 the two commissions—the Arts Commission and the Film Commission—over matters  
16 under their respective jurisdictions.

17  
18 (e) There shall be an Agency for Human Rights, which shall be considered one  
19 entity for budget purposes and for disbursement of funds. Within the Agency shall be  
20 two departments: (1) the Human Rights Commission, led by the Executive Director  
21 under its Commission, and (2) the Department on the Status of Women, led by the  
22 Director under the Commission on the Status of Women. This budgetary structure does  
23 not affect the legal status or structure of the two departments. The Human Resources  
24 Director and the Controller are authorized to transfer employees, positions, and funding  
25 in order to effectuate the transfer of the program from one department or division to the

1 other. The consolidated agency will be reorganized for purposes of determining  
2 employee seniority, position transfers, budgetary authority and transfers or  
3 reappropriation of funds.

4  
5 The Executive Director of the Human Rights Commission will lead the Agency for  
6 Human Rights. The Executive Director will ensure that the departments within the  
7 Agency shall coordinate with each other to improve delivery of services, increase  
8 administrative efficiencies, and eliminate duplication of efforts. To this end, they may  
9 share staff and facilities. This coordination is not intended to diminish the authority of  
10 the two commissions—the Human Rights Commission and the Commission on the  
11 Status of Women—over matters under their respective jurisdictions.

12 Neither the Executive Director of the Human Rights Commission nor the Director of the  
13 Department on the Status of Women shall receive additional compensation by virtue of  
14 their role in the Agency.

15  
16 (f) The Local Agency Formation Commission (LAFCo) is a separate legal entity  
17 established under state law and is not a department or agency of the City. Because the  
18 City has a legal obligation to provide funds to LAFCo, this ordinance includes an  
19 appropriation for that purpose. Although LAFCo is not part of the Board of Supervisors  
20 or subject to the Board's oversight and direction, this ordinance includes appropriations  
21 to LAFCo in the Board of Supervisors budget for administrative reasons related to the  
22 format of this ordinance. Any transfers of funds to LAFCo from other appropriations in  
23 the budget are prohibited without approval by a subsequent ordinance. City staff,  
24 including but not limited to the Clerk of the Board of Supervisors, may not perform work  
25 for LAFCo, except as authorized by a memorandum of understanding between the City

1 and LAFCo, subject to any required approvals.

2  
3 **SECTION 15. Travel Reimbursement and Cell Phone Stipends.**

4 The Controller shall establish rules for the payment of all amounts payable for travel for  
5 officers and employees, and for the presentation of such vouchers as the Controller  
6 shall deem proper in connection with expenditures made pursuant to this Section. No  
7 allowance shall be made for traveling expenses provided for in this ordinance unless  
8 funds have been appropriated or set aside for such expenses in accordance with the  
9 provisions of the Charter.

10  
11 The Controller may advance the sums necessary for traveling expenses, but proper  
12 account and return must be made of said sums so advanced by the person receiving  
13 the same within ten days after said person returns to duty in the City, and failure on the  
14 part of the person involved to make such accounting shall be sufficient cause for the  
15 Controller to withhold from such persons pay check or checks in a sum equivalent to the  
16 amount to be accounted.

17  
18 In consultation with the Human Resources Director, the Controller shall establish rules  
19 and parameters for the payment of monthly stipends to officers and employees who use  
20 their own cells phones to maintain continuous communication with their workplace, and  
21 who participate in a Citywide program that reduces costs of City-owned cell phones.

22  
23 **SECTION 15.1 State of California Travel Program.**

24 To ensure cost effective rates and charges and reduce administrative burdens and  
25 costs associated with expense reimbursement for City business-related travel and field

1 expenses, the Controller's Office is authorized to implement rules and regulations  
2 required of departments that participate in the State of California's Statewide Travel  
3 Program, administered by the California Department of General Services, which  
4 provides access to state-negotiated rates with hotel, airline, and car rental providers in  
5 adherence with the state's competitive procurement solicitation and contract award  
6 rules and regulations. In compliance with rules and regulations established by the  
7 Controller, which may be updated from time to time, departments are permitted to  
8 participate in the State of California Travel Program as per the pre-established terms  
9 and conditions required by the State for local governments. The Controller's Accounting  
10 Policies and Procedures manual shall include the State of California Travel Program  
11 rules and regulations. This provision shall satisfy San Francisco Administrative Code  
12 approval, including Section 21.16 Use of Purchasing Agreements and Reciprocal  
13 Agreements with Other Public and Non-Profit Agencies, for travel and related services  
14 procured through the State of California Travel Program.

15  
16 **SECTION 16. Contributed Revenue Reserve and Audit and Adjustment Reserve.**

17 The Controller is hereby authorized to establish a Contributed Revenue and Adjustment  
18 Reserve to accumulate receipts in excess of those estimated revenues or unexpended  
19 appropriations stated herein. Said reserve is established for the purpose of funding the  
20 budget of the subsequent year, and the receipts in this reserve are hereby appropriated  
21 for said purpose. The Controller is authorized to maintain an Audit and Adjustment  
22 Reserve to offset audit adjustments and to balance expenditure accounts to conform to  
23 year-end balancing and year-end close requirements.

**SECTION 17. Airport Service Payment.**

The moneys received from the Airport's revenue fund as the Annual Service Payment provided in the Airline-Airport Lease and Use Agreement are in satisfaction of all obligations of the Airport Commission for indirect services provided by the City to the Commission and San Francisco International Airport and constitute the total transfer to the City's General Fund.

The Controller is hereby authorized and directed to transfer to the City's General Fund from the Airport revenue fund with the approval of the Airport Commission funds that constitute the annual service payment provided in the Airline - Airport Lease and Use Agreement in addition to the amount stated in the Annual Appropriation Ordinance.

On the last business day of the fiscal year, unless otherwise directed by the Airport Commission, the Controller is hereby authorized and directed to transfer all moneys remaining in the Airport's Contingency Account to the Airport's Revenue Fund. The Controller is further authorized and directed to return such amounts as were transferred from the Contingency Account, back to the Contingency Account from the Revenue Fund Unappropriated Surplus on the first business day of the succeeding fiscal year, unless otherwise directed by the Airport Commission.

**SECTION 18. Pooled Cash, Investments.**

The Treasurer and Controller are hereby authorized to transfer available fund balances within pooled cash accounts to meet the cash management of the City, provided that special and non-subsidized enterprise funds shall be credited interest earnings on any funds temporarily borrowed therefrom at the rate of interest earned on the City Pooled

1 Cash Fund. No such cash transfers shall be allowed where the investment of said funds  
2 in investments such as the pooled funds of the City is restricted by law.

3  
4 **SECTION 19. Matching Funds for Federal or State Programs.**

5 Funds contributed to meet operating deficits or to provide matching funds for federal or  
6 state aid (e.g. Medicaid under SB 855 or similar legislation for Zuckerberg San  
7 Francisco General Hospital) are specifically deemed to be made exclusively from local  
8 property and business tax sources.

9  
10 **SECTION 20. Advance Funding of Bond Projects – City Departments.**

11 Whenever the City has authorized appropriations for the advance funding of projects  
12 which may at a future time be funded from the proceeds of general obligation, revenue,  
13 or lease revenue bond issues or other legal obligations of the City, the Controller shall  
14 recover from bond proceeds or other available sources, when they become available,  
15 the amount of any interest earnings foregone by the General Fund as a result of such  
16 cash advance to disbursements made pursuant to said appropriations. The Controller  
17 shall use the monthly rate of return earned by the Treasurer on City Pooled Cash Fund  
18 during the period or periods covered by the advance as the basis for computing the  
19 amount of interest foregone which is to be credited to the General Fund.

20  
21 **SECTION 21. Advance Funding of Projects – Transportation Authority.**

22 Whenever the San Francisco County Transportation Authority requests advance  
23 funding of the costs of administration or the costs of projects specified in the City and  
24 County of San Francisco Transportation Expenditure Plan which will be funded from  
25 proceeds of the transactions and use tax as set forth in Article 14 of the Business and

1 Tax Regulations Code, the Controller is hereby authorized to make such advance. The  
2 Controller shall recover from the proceeds of the transactions and use tax when they  
3 become available, the amount of the advance and any interest earnings foregone by the  
4 City General Fund as a result of such cash advance funding. The Controller shall use  
5 the monthly rate of return earned by the Treasurer on General City Pooled Cash funds  
6 during the period or periods covered by the advance as the basis for computing the  
7 amount of interest foregone which is to be credited to the General Fund.

8  
9 **SECTION 22. Controller to Make Adjustments, Correct Clerical Errors.**

10 The Controller is hereby authorized and directed to adjust interdepartmental  
11 appropriations, make transfers to correct objects of expenditures classifications, and to  
12 correct clerical or computational errors as may be ascertained by the Controller to exist  
13 in this ordinance. The Controller shall file with the Clerk of the Board a list of such  
14 adjustments, transfers, and corrections made pursuant to this Section.

15  
16 The Controller is hereby authorized to make the necessary transfers to correct objects  
17 of expenditure classifications, and corrections in classifications made necessary by  
18 changes in the proposed method of expenditure.

19  
20 **SECTION 22.1 Controller to Implement New Financial and Interfacing**  
21 **Subsystems.**

22 In order to further the implementation and adoption of the Financial and Procurement  
23 System's modules, the Controller shall have the authority to reclassify departments'  
24 appropriations to conform to the accounting and project costing structures established in  
25 the new system, as well as reclassify contract authority utilized (expended) balances

1 and unutilized (available) balances to reflect actual spending.

2  
3 **SECTION 23. Transfer of State Revenues.**

4 The Controller is authorized to transfer revenues among City departments to comply  
5 with provisions in the state budget.

6  
7 **SECTION 24. Use of Permit Revenues from the Department of Building**  
8 **Inspection.**

9 Permit revenue funds from the Department of Building Inspection that are transferred to  
10 other departments as shown in this budget shall be used only to fund the planning,  
11 regulatory, enforcement, and building design activities that have a demonstrated nexus  
12 with the projects that produce the fee revenues.

13  
14 **SECTION 25. Board of Supervisors Official Advertising Charges.**

15 The Board of Supervisors is authorized to collect funds from enterprise departments to  
16 place official advertising. The funds collected are automatically appropriated in the  
17 budget of the Board of Supervisors as they are received.

18  
19 **SECTION 26. Work Order Appropriations.**

20 The Board of Supervisors directs the Controller to establish work orders pursuant to  
21 Board-approved appropriations, including positions needed to perform work order  
22 services, and corresponding recoveries for services that are fully cost covered, including  
23 but not limited to services provided by one City department to another City department,  
24 as well as services provided by City departments to external agencies, including but not  
25 limited to the Office of Community Investment and Infrastructure, the Treasure Island



1 Development Authority, the School District, and the Community College District.  
2 Revenues for services from external agencies shall be appropriated by the Controller in  
3 accordance with the terms and conditions established to perform the service.  
4

#### 5 **SECTION 26.1 Property Tax System**

6 In order to minimize new appropriations to the property tax system replacement project,  
7 the Controller is authorized and directed to apply operational savings from the offices of  
8 the Tax Collector, Assessor, and Controller to the project. No later than June 1, 2018,  
9 the Controller shall report to the Budget and Legislative Analyst's Office and Budget and  
10 Finance Committee on the specific amount of operational savings, including details on  
11 the source of such savings, in the budgets of Tax Collector, Assessor, and Controller  
12 that are re-allocated to the Property Tax System Replacement Project.  
13

#### 14 **SECTION 26.2 Assessment Appeals System**

15 In order to minimize appropriations to the online assessment appeals application filing  
16 system project, the Controller is authorized and directed to apply any operating  
17 balances from the Assessment Appeals Board of the Board of Supervisors to the project  
18 through Fiscal Year 2029-30.  
19

#### 20 **SECTION 27. Revenue Reserves and Deferrals.**

21 The Controller is authorized to establish fee reserve allocations for a given program to  
22 the extent that the cost of service exceeds the revenue received in a given fiscal year,  
23 including establishment of deferred revenue or reserve accounts. In order to maintain  
24 balance between budgeted revenues and expenditures, revenues realized in the fiscal  
25 year preceding the year in which they are appropriated shall be considered reserved for

1 the purposes for which they are appropriated.

2  
3 **SECTION 28. Close-Out of Reserved Appropriations.**

4 On an annual basis, the Controller shall report the status of all reserves, their remaining  
5 balances, and departments' explanations of why funding has not been requested for  
6 release. Continuation of reserves will be subject to consideration and action by the  
7 Budget and Finance Committee or Budget and Appropriations Committee. The  
8 Controller shall close out reserved appropriations that are no longer required by the  
9 department for the purposes for which they were appropriated.

10  
11 **SECTION 28.1. Reserves Placed on Expenditures by Controller.**

12 Consistent with Charter Section 3.105(d), the Controller is authorized to reserve  
13 expenditures in the City's budget equal to uncertain revenues, as deemed appropriate  
14 by the Controller. The Controller is authorized to remove, transfer, and update reserves  
15 to expenditures in the budget as revenue estimates are updated and received in order  
16 to maintain City operations.

17  
18 **SECTION 29. Appropriation Control of Capital Improvement Projects and**  
19 **Equipment.**

20 Unless otherwise exempted in another section of the Administrative Code or Annual  
21 Appropriation Ordinance, and in accordance with Administrative Code Section 3.18,  
22 departments may transfer funds from one Board-approved capital project to another  
23 Board-approved capital project. The Controller shall approve transfers only if they do  
24 not materially change the size or scope of the original project. Annually, the Controller  
25 shall report to the Board of Supervisors on transfers of funds that exceed 10% of the

1 original appropriation to which the transfer is made.

2  
3 The Controller is authorized to approve substitutions within equipment items purchased  
4 to equip capital facilities providing that the total cost is within the Board-approved capital  
5 project appropriation.

6  
7 The Controller is authorized to transfer approved appropriations between departments  
8 to correctly account for capitalization of fixed assets.

9  
10 The Controller is authorized to shift sources among cash and Certificate of Participation  
11 (COP)-funded capital projects across General Fund departments to ensure the most  
12 efficient and cost-effective administration of COP funds, provided there is no net  
13 increase or decrease in project budgets.

14  
15 The Controller is hereby authorized to revise COP debt service appropriations within  
16 General Fund supported COP debt service funds for authorized but unissued debt, in  
17 order to make final debt service payments due upon issuance of authorized debt. Such  
18 revisions shall not increase or decrease approved expenditure authority and shall only  
19 be done for the purpose of reducing interest costs in future years. Such revisions shall  
20 only be made if the Controller determines it is financially advantageous to do so.

21  
22 **SECTION 30. Business Improvement Districts.**

23 Proceeds from all special assessments levied on real property included in the property-  
24 based business improvement districts in the City are hereby appropriated in the  
25 respective amounts actually received by the City in such fiscal year for each such

1 district.

2  
3 The Controller is authorized to disburse the assessment revenues appropriated by this  
4 section to the respective Owners' Associations (as defined in Section 36614.5 of the  
5 Streets and Highways Code) for such districts as provided in the management district  
6 plans, resolutions establishing the districts, annual budgets, and management  
7 agreements, as approved by the Board of Supervisors for each such district, for the  
8 purposes authorized therein. The Tourism Improvement District and Moscone  
9 Expansion Business Improvement District assessments are levied on gross hotel room  
10 revenue and are collected and distributed by the Tax Collector's Office.

11  
12 **SECTION 31. Infrastructure Financing, Infrastructure Revitalization and**  
13 **Financing, and Enhanced Infrastructure Financing Districts.**

14 Within the City, the Board of Supervisors has formed certain voluntary tax increment  
15 financing districts under state legislation:

- 16  
17 • Pursuant to California Government Code Section 53395 et seq. (IFD Law), the  
18 Board of Supervisors formed Infrastructure Financing Districts (IFD)  
19 • Pursuant to California Government Code Section 53369 et seq. (IRFD Law), the  
20 Board of Supervisors formed Infrastructure and Revitalization Financing Districts  
21 (IRFD) within the City.  
22 • Pursuant to California Government Code Section 55398.50 et seq. (EIFD Law),  
23 the Board of Supervisors and Enhanced Infrastructure Financing District Public  
24 Financing Authority No. 1 formed an Enhanced Infrastructure Financing District  
25 (EIFD).

The Board of Supervisors hereby authorizes the Controller to transfer funds and appropriation authority between and within accounts related to City and County of San Francisco IFDs, IRFDs, and EIFDs to serve accounting and state requirements, the latest approved Infrastructure Financing Plan for a District, and applicable bond covenants.

When 100% of the portion of property tax increment normally appropriated to the City's General Fund or Special Revenue Fund or to the County's Educational Revenue Augmentation Fund (ERAF) is instead pledged, based on Board of Supervisors Ordinance or Resolution approving the Infrastructure Financing Plan, the Controller may increase or decrease appropriations to match actual revenues realized for the IFD, IRFD, or EIFD. Any increases to appropriations would be consistent with the Financing Plan previously approved by the Board of Supervisors.

IFD/IRFD/EIFD No / Title	Ordinance/ Resolution	Estimated Tax Increment *	
		FY 2025-26	FY 2026-27
IFD 2 Port Infrastructure Financing District Subproject Area Pier 70 G-1 Historic Core	27-16	\$ 811,000	\$ 827,000
IFD 2 Port Infrastructure Financing District Subproject Areas Pier 70 G-2, G-3, and G-4	220-18	\$ 7,975,000	\$ 8,134,000
IFD 2 Port Infrastructure Financing District Subproject Area I (Mission Rock)	34-18	\$ 11,035,000	\$ 13,470,000
IRFD 1 Treasure Island Infrastructure and Revitalization Financing District	21-17	\$ 13,538,000	\$ 15,947,000
IRFD 2 Hoedown Yard Infrastructure and Revitalization Financing District	348-18	\$ 1,867,000	\$ 2,748,000
EIFD 1 Power Station Enhanced Infrastructure and Financing District**	113-24	\$ -	\$ 197,000
*Estimated tax increment per approved Infrastructure Financing Plans.			
**Increment allocated beginning FY 2026-27.			

**SECTION 32. Community Facilities and Special Tax Districts.**

Pursuant to California Government Code 53311 et seq. (Mello-Roos Community Facilities Act of 1982) and Chapter 43, Article X of the San Francisco Administrative Code, which incorporates the Mello-Roos Community Facilities Act of 1982, the Board of Supervisors formed Community Facilities Districts (CFDs) and Special Tax Districts (STDs) within the City. Proceeds from special taxes levied on property in the CFDs/STDs are hereby appropriated in the respective amounts actually received by the City in such fiscal year for each such district.

The Controller is authorized to disburse the special tax revenues appropriated by this section as provided in the Joint Community Facilities Agreements, Development Agreements, Disposition and Development Agreements, Resolutions of Formation, and Ordinances levying special taxes, as approved by the Board of Supervisors for each such district for the purposes authorized therein.

The Controller may transfer funds and appropriation authority between and within accounts related to CFDs and STDs to serve accounting requirements, pay authorized expenditures described in the Board of Supervisors approved Resolution of Formation for each district (as approved in the referenced Ordinances), and comply with applicable bond covenants.

The table below provides estimated special tax revenues for informational purposes; only amounts actually received by the City and County of San Francisco for each district in any given fiscal year are authorized to be expended.

District	Ordinance	Projected Special Tax Levy*	
		(FY 2025-26)	(FY 2026-27)
STD No. 2009-1 - Improvement Area No. 1	16-10	\$108,735	\$114,038
STD No. 2009-1 - Improvement Area No. 2	16-10	\$167,903	\$167,903
CFD No. 2014-1 (Transbay) (1)	001-15	\$34,033,224	\$34,713,889
CFD No. 2016-1 (Treasure Island) - Improvement Area No. 1 (2)(3)	022-17	\$3,747,554	\$3,822,505
CFD No. 2016-1 (Treasure Island) - Improvement Area No. 2 (2)(3)	022-17	\$3,202,140	\$3,266,183
CFD No. 2016-1 (Treasure Island) - Improvement Area No. 3 (2)(3)(4)	022-17	\$1,319,405	\$1,345,793
STD No. 2018-1 (Central SoMa)	021-19	-	-
STD No. 2019-1 (Pier 70 Condos) (5)	027-20		
Facilities Special Tax		\$1,228,621	\$1,253,193
Arts Building Special Tax		-	-
Services Special Tax		-	-
STD No. 2019-2 (Pier 70 Leased) (6)	028-20		
Facilities Special Tax		\$584,803	\$596,499
Arts Building Special Tax		-	-
Shoreline Special Tax		-	-
Services Special Tax		-	-
STD No. 2020-1 (Mission Rock) (7)	079-20		
Development Special Tax (8)		\$7,077,075	\$7,218,616
Office Special Tax		\$1,310,741	\$1,336,955
Shoreline Special Tax		\$1,242,473	\$1,267,322
Contingent Services Special Tax			
STD No. 2022-1 (Power Station)	061-22	-	-

\*Source: Goodwin Consulting Group, Inc. Preliminary; subject to change.

(1) Special tax projection are subject to change if additional properties issue a COO as of the fiscal year cut-off date.

(2) Based on building permits issued as of May 5, 2025. Actual special tax levy may be lower.

Budget Stabilization Reserve described in Administrative Code Section 10.60 (c).

### **SECTION 32.2. Federal and State Emergency Revenue Revisions.**

The Controller is authorized to revise approved revenue budgets for federal and state emergency-related revenues to manage timing differences and cash flow needs driven by changing granting agencies' guidance and approvals, provided that such adjustments shall not change cumulative total revenue budgets in a given fund for the period from fiscal years 2020-21 through 2025-26. Such revisions shall not change approved expenditure authority. The Controller shall report any such revisions to the Mayor and Board within 30 days of their enactment.

### **SECTION 32.3. Federal and State Revenue Risk Reserve.**

Administrative Provision 32 of the fiscal year 2021-22 budget designated fund balance from fiscal year 2020-21 to the Federal and State Emergency Grant Disallowance Reserve for the purpose of managing revenue shortfalls related to reimbursement disallowances from the Federal Emergency Management Agency (FEMA) and other state and federal agencies. Administrative Provision 32.1 of the fiscal year 2021-22 budget designated fund balance from fiscal year 2020-21 to the Fiscal Cliff Reserve for the purpose of managing projected budget shortfalls following the spend down of federal and state stimulus funds and other one-time sources used to balance the fiscal year 2021-22 and fiscal year 2022-23 budget. The fiscal year 2024-25 ending balances of these reserves are hereby assigned to a budget contingency reserve for the purpose of managing revenue shortfalls related to changes in federal funding. In addition, all revenue escheated to the General Fund from City Option Medical Reimbursement



Accounts in fiscal year 2025-26 is hereby appropriated for deposits to this reserve. These revenues shall not be included in the calculations of deposits to the Budget Stabilization Reserve described in Administrative Code Section 10.60 (c).

**SECTION 33. Federal, State and Local Match Sources & Uses Accounting for COVID-19 Emergency.**

The Controller is authorized to adjust federal and state sources appropriations to reflect eligible costs by authorized spending category, to ensure cost reimbursement recovery revenues are maximized, and to align eligible costs to the appropriate federal or state fund, provided there is no net increase or decrease to COVID-19 emergency response revenues or expenditures. Adjustments may be made across fiscal years.

**SECTION 34. Transbay Joint Powers Authority Financing.**

Sources received for purposes of payment of debt service for the approved and issued Transbay Community Facilities District special tax bonds and the approved and drawn City bridge loan to the Transbay Joint Powers Authority are hereby appropriated.

**SECTION 35. Police Department and Sheriff's Department Overtime Reporting.**

The Police Department and Sheriff's Department shall provide quarterly reports of overtime spending to the Board of Supervisors, including the types of activities performed on overtime.

APPROVED AS TO FORM:

DAVID CHIU, City Attorney

By: \_\_\_\_\_/s/\_\_\_\_\_

BRADLEY A. RUSSI

Deputy City Attorney

Annual Salary Ordinance Fiscal Years 2025-26 and 2026-27

Note: Additions are single-underline italics Times New Roman;  
deletions are ~~strikethrough italics Times New Roman~~.  
Board amendment additions are double underlined.  
Board amendment deletions are ~~strikethrough normal~~.

AN ORDINANCE ENUMERATING POSITIONS IN THE ANNUAL BUDGET AND  
APPROPRIATION ORDINANCE FOR THE FISCAL YEARS ENDING JUNE 30, 2026, AND  
JUNE 30, 2027 CONTINUING, CREATING, OR ESTABLISHING THESE POSITIONS;  
ENUMERATING AND INCLUDING THEREIN ALL POSITIONS CREATED BY CHARTER OR  
STATE LAW FOR WHICH COMPENSATIONS ARE PAID FROM CITY AND COUNTY  
FUNDS AND APPROPRIATED IN THE ANNUAL APPROPRIATION ORDINANCE;  
AUTHORIZING APPOINTMENTS OR CONTINUATION OF APPOINTMENTS THERETO;  
SPECIFYING AND FIXING THE COMPENSATIONS AND WORK SCHEDULES THEREOF;  
AND AUTHORIZING APPOINTMENTS TO TEMPORARY POSITIONS AND FIXING  
COMPENSATIONS THEREFORE.

BE IT ORDAINED BY THE PEOPLE OF THE CITY AND COUNTY OF SAN FRANCISCO.

SECTION 1. ESTABLISHMENT, CREATION AND CONTINUATION OF POSITIONS.

In accordance with the provisions of the Administrative Code and Labor & Employment Code,  
the positions hereinafter enumerated under the respective departments are hereby created,  
established, or continued for the fiscal year ending June 30, 2026. Positions created or  
authorized by Charter or State law, compensations for which are paid from City and County  
funds and appropriated in the Annual Appropriation Ordinance, as that ordinance may be  
modified during the fiscal year in supplemental appropriation or de-appropriation ordinances

## Annual Salary Ordinance Fiscal Years 2025-26 and 2026-27

(together “Annual Appropriation Ordinance”), are enumerated and included herein.

The word “position” or “positions” as used in the ordinance shall be construed to include office or offices, and the word “employee” or “employees” shall be construed to include officer or officers. The terms “requisition” and “request to fill” are intended to be synonymous and shall be construed to mean a position authorization that is required by the Charter.

### Section 1.1. APPOINTMENTS AND VACANCIES - PERMANENT POSITIONS.

Section 1.1A. Appointing officers as specified in the Charter are hereby authorized, subject to the provisions of this ordinance, to make or continue appointments as needed during the fiscal year to permanent positions enumerated in their respective sections of this ordinance. Such appointments shall be made in accordance with the provisions of the Charter. Appointing officers shall not make an appointment to a vacancy in a permanent position until the request to fill for such position is approved by the Controller. Provided further, that if the Mayor declares an intent to approve requests to fill due to unanticipated financial reasons, appointing officers shall not make an appointment to a vacancy in a permanent position until the request to fill for such position is approved by the Mayor. Provided further, that if changes occur to the classification, compensation, or duties of a permanent position, appointing officers shall not make an appointment to a vacancy in such position until the request to fill for such position is approved by the Department of Human Resources. Provided further, that in order to prevent the stoppage of essential services, the Human Resources Director may authorize an emergency appointment pending approval or disapproval of a request to fill, if funds are available to pay the compensation of such emergency appointee.

Annual Salary Ordinance Fiscal Years 2025-26 and 2026-27

1  
2 Provided that if the proposed employment is for inter-departmental service, the Controller  
3 shall approve as to conformity with the following inter-departmental procedure.

4 Appointing officers shall not authorize or permit employees to work in inter-departmental  
5 service unless the following provisions are satisfied. The payment of compensation for  
6 the employment of persons in inter-departmental service shall be within the limit of the  
7 funds made available by certified inter-departmental work orders and such compensation  
8 shall be distributed to the inter-departmental work orders against which they constitute  
9 proper detailed charges.

10  
11 A. If the appointing officer is unable to employ a qualified person to cover the work  
12 schedule of a position herein established or authorized, the appointing officer, subject  
13 to the provisions of this ordinance and the Annual Appropriation Ordinance and with  
14 the approval of the Department of Human Resources, may in the appointing officer's  
15 discretion employ more than one person on a lesser work schedule but the combined  
16 salaries shall not exceed the compensation appropriated for the position, or may  
17 appoint one person on a combined work schedule but subject to the limitation of the  
18 appropriation and the compensation schedule for the position and without  
19 amendment to this ordinance.

20  
21 B. Where a vacancy exists in a position, the Human Resources Director may and is  
22 hereby authorized to approve a temporary (diverted) request to fill in a different class,  
23 provided that the Controller certifies that funds are available to fill that vacancy on this  
24 basis, and provided that no action taken as a result of the application of this section  
25 will affect the classification of the position concerned as established in the Annual

Annual Salary Ordinance Fiscal Years 2025-26 and 2026-27

Appropriation Ordinance and this ordinance.

An appointing officer, subject to the provisions of this ordinance, the Annual Appropriation Ordinance, the Controller's certification of funds, and Civil Service certification procedures, may employ more than one person on a combined work schedule not to exceed the permanent full-time equivalent, or may combine the appropriations for more than one permanent part-time position in order to create a single full-time equivalent position limited to classifications of positions herein established or authorized and their respective compensation schedules. Such changes shall be reported to the Department of Human Resources and the Controller's office. No full-time equivalent position which is occupied by an employee shall be reduced in hours without the voluntary consent of the employee, if any, holding that position. However, the combined salaries for part-time positions created shall not exceed the compensation appropriated for the full-time position, nor will the salary of a single full-time position created exceed the compensation appropriated for part-time positions. Each permanent part-time employee shall receive the same benefits as existing permanent part-time employees. The funding of additional fringe benefit costs subject to availability of funds will be from any legally available funds.

Section 1.1B. The Human Resources Director is solely authorized to administratively adjust the terms of this ordinance as follows:

A. To change the classification of a position provided that the rate of pay is the same or less and the services are in the same functional area.

Annual Salary Ordinance Fiscal Years 2025-26 and 2026-27

1 B. To adjust the compensation of a position pursuant to an approved Memorandum  
2 of Understanding or ordinance.

3  
4 C. To reflect the initial rates of compensation for a newly established classification,  
5 excluding classes covered under Administrative Code Sections 2A.76 and 2A.90.

6  
7 D. To add positions funded in accordance with section 10.22 of the Annual  
8 Appropriation Ordinance, regarding Professional Service Contracts, and section 26  
9 of the Annual Appropriation Ordinance, regarding work order appropriations.

10  
11 The Department of Human Resources shall promptly notify the Controller, the Clerk of the  
12 Board, the Mayor's Office and the affected department(s) if the Human Resources Director  
13 takes such actions as authorized above.

14  
15 Section 1.1C. Provided further, that if requests to fill for vacant permanent positions issued by  
16 departments where the appointing officers are elected officials enumerated in Article II and  
17 Section 6.100 of the Charter (the Board of Supervisors, Assessor-Recorder, City Attorney,  
18 District Attorney, Public Defender, Sheriff, and Treasurer) are approved by the Controller and  
19 are not approved or rejected by the Mayor and the Department of Human Resources within 15  
20 working days of submission, the requests to fill shall be deemed approved. If such requests  
21 to fill are rejected by the Mayor and/or the Department of Human Resources, the appointing  
22 officers listed above may appeal that rejection in a hearing before the Budget and Finance  
23 and/or Budget and Appropriations Committee of the Board of Supervisors, and the Board of  
24 Supervisors in its discretion may then grant approval of said requests to fill.

Annual Salary Ordinance Fiscal Years 2025-26 and 2026-27

1 Section 1.1D. The Human Resources Director is authorized to make permanent exempt  
2 appointments for a period of up to 6 months to permit simultaneous employment of an existing  
3 City employee who is expected to depart City employment and a person who is expected to  
4 be appointed to the permanent position previously held by the departing employee when such  
5 an appointment is necessary to ensure implementation of successful succession plans and to  
6 facilitate the transfer of mission-critical knowledge within City departments.

7  
8 Section 1.1E. The Human Resources Director, with concurrence of the Controller, is  
9 authorized to adjust the terms of this ordinance to reflect the conversion of temporary  
10 positions to a permanent position(s) when sufficient funding is available and conversion is  
11 needed either (A) to maintain services when elimination of temporary positions is consistent  
12 with the terms of Memoranda of Understanding, or (B) to address City staffing needs created  
13 by the San Francisco Housing Authority's changing scope of work, or (C) when the Human  
14 Resources Director determines the conversion is warranted and the Controller certifies that  
15 the conversion will not require additional salary appropriations in that fiscal year.

16  
17 Section 1.2. APPOINTMENTS - TEMPORARY POSITIONS.

18  
19 Section 1.2A. Temporary appointments to positions defined by Charter Section 10.104(16) as  
20 seasonal or temporary positions may be made by the respective appointing officers in excess  
21 of the number of permanent positions herein established or enumerated and such other  
22 temporary services as required at rates not in excess of salary schedules if funds have been  
23 appropriated and are available for such temporary service. Such appointments shall be  
24 limited in duration to no more than 1040 hours in any fiscal year. No appointment to such  
25 temporary or seasonal position shall be made until the Controller has certified the availability



## Annual Salary Ordinance Fiscal Years 2025-26 and 2026-27

of funds, and the request to fill for such service is approved by the Controller and the Department of Human Resources. Provided further that in order to prevent the stoppage of essential services, the Human Resources Director may authorize an emergency appointment pending approval or disapproval of the request to fill, if funds are available to pay the compensation of such emergency appointee. No such appointment shall continue beyond the period for which the Controller has certified the availability of funds. Provided that if the proposed employment is for inter-departmental service, the Controller shall approve as to conformity with the following inter-departmental procedure. Appointing officers shall not authorize or permit employees to work in inter-departmental service unless the following provisions are complied with. The payment of compensation for the employment of persons in inter-departmental service shall be within the limit of the funds made available by certified inter-departmental work orders and such compensation shall be distributed to the inter-departmental work orders against which they constitute proper detailed charges.

Section 1.2B. Temporary Assignment, Different Department. When the needs and the best interests of the City require, appointing officers are authorized to arrange among themselves the assignment of personnel from one department to another department on a temporary basis. Such temporary assignments shall not be treated as transfers, and may be used to alleviate temporary seasonal peak load situations, complete specific projects, provide temporary transitional work programs to return injured employees to work, or other circumstances in which employees from one department can be effectively used on a temporary basis in another department. All such temporary assignments between departments shall be reviewed and approved by the Department of Human Resources.

Section 1.3. EXCEPTIONS TO NORMAL WORK SCHEDULES FOR WHICH NO EXTRA

1     COMPENSATION IS AUTHORIZED.

2  
3     Employees appointed to salaried classifications (i.e., designated –Z symbol) shall work such  
4     hours as may be necessary for the full and proper performance of their duties and shall  
5     receive no additional compensation for work on holidays or in excess of eight hours per day  
6     for five days per week, but may be granted compensatory time off under the provisions of any  
7     applicable Memorandum of Understanding or ordinance. Provided that, subject to the fiscal  
8     provisions of the Charter and the availability of funds, the Human Resources Director may  
9     suspend the provisions of this section to allow overtime payment. Approval of overtime  
10    payments shall be limited to extraordinary circumstances in which employees are required to  
11    work a significant number of hours in excess of their regular work schedules for a prolonged  
12    period of time, with a limited ability to use compensatory time off. Further, such payment shall  
13    be consistently applied to all personnel in a class.

14  
15    SECTION 2. COMPENSATION PROVISIONS.

16  
17       Section 2.1. PUC EMPLOYEES ASSIGNED TO HETCH HETCHY AND RECREATION  
18       AND PARKS EMPLOYEES PERMANENTLY ASSIGNED TO CAMP MATHER.

19  
20       The Public Utilities Commission and Recreation and Parks Department will pay a stipend  
21       of \$558.72 per month to employees residing in designated zip code areas enrolled in the  
22       Health Services System with employee plus two or more dependents where HMOs are not  
23       available and such employees are limited to enrollment to the City Plan I. The Public  
24       Utilities Commission and Recreation and Parks Department will pay a stipend of \$162.67  
25       per month to employees residing in designated zip code areas enrolled in the Health

## Annual Salary Ordinance Fiscal Years 2025-26 and 2026-27

Services System with employee plus one dependent where HMOs are not available and such employees are limited to enrollment to City Plan I. These rates may be adjusted by the Health Service System Board to reflect the increase in premiums effective January 1, 2025. The City reserves the right to either reimburse the affected employees or provide an equivalent amount directly to the Health Services System.

### Section 2.2. MOVING EXPENSES.

Where needed to recruit employees to fill Department Head, Deputy Director or Manager Level IV or higher (Manager V or higher for SFMTA) positions, an appointing authority may authorize the expenditure of pre-offer recruitment expenses, such as interview travel expenses, and reimbursement of post-offer expenses, such as moving, lodging/temporary housing and other relocation costs, not to exceed \$27,004. Reimbursement will be made for actual expenses documented by receipts. As an alternative, the Controller may authorize advance payment of approved expenses. Payments under this section are subject to approval by the Controller and the Human Resources Director (except for SFMTA, where the approval is the Controller and Director of Transportation). This amount shall be indexed to the growth rate in the Consumer Price Index – All Urban Consumers (CPI-U), as reported by the Bureau of Labor Statistics for the San Francisco Metropolitan Statistical Area from February to February of the preceding fiscal year.

### Section 2.3. SUPPLEMENTATION OF MILITARY PAY.

A. In accordance with Charter Section A8.400(h) and in addition to the benefits provided pursuant to Section 395.01 and 395.02 of the California Military and Veterans Code and

1 the Civil Service Rules, any City employee who is a member of the reserve corps of the  
2 United States Armed Forces, National Guard or other uniformed service organization of  
3 the United States and is called into active military service in response to the September  
4 11th, 2001 terrorist attacks, international terrorism, conflict in Iraq or related extraordinary  
5 circumstances, or to provide medical or logistical support to federal, state, or local  
6 government responses to the COVID-19 pandemic shall have the benefits provided for in  
7 subdivision (B).

8  
9 B. Any employee to whom subdivision (A) applies, while on military leave, shall receive  
10 from the City the following supplement to their military pay and benefits:

11  
12 1. The difference between the amount of the individual's gross military pay and the  
13 amount of gross pay the individual would have received as a City employee, had the  
14 employee worked the employee's regular work schedule (excluding overtime unless  
15 regularly scheduled as part of the employee's regular work schedule).

16  
17 2. Retirement service credit consistent with Section A8.520 of the Charter.

18  
19 3. All other benefits to which the employee would have been entitled had the employee  
20 not been called to eligible active military service, except as limited under state law or  
21 the Charter.

22  
23 C. As set forth in Charter Section A8.400(h), this section shall be subject to the following  
24 limitations and conditions:

Annual Salary Ordinance Fiscal Years 2025-26 and 2026-27

1           1. The employee must have been called into active service for a period greater than 30  
2 consecutive days.

3  
4           2. The purpose for such call to active service shall have been to respond to the  
5 September 11th, 2001 terrorist attacks, international terrorism, conflict in Iraq or related  
6 extraordinary circumstances, or to the COVID-19 pandemic, and shall not include  
7 scheduled training, drills, unit training assemblies or similar events.

8  
9           3. The amounts authorized under this section shall be offset by amounts required to be  
10 paid pursuant to any other law, so there are no double payments to the employee.

11  
12           4. Any employee receiving compensation under this section shall execute an  
13 agreement providing that if the employee does not return to City service within 60 days  
14 of release from active duty (or if the employee is not fit for employment at that time,  
15 within 60 days of a determination that the employee is fit for employment), then the  
16 compensation described in Sections (B)(1) through (B)(3) shall be treated as a loan  
17 payable with interest at a rate equal to the greater of (i) the rate received for the  
18 concurrent period by the Treasurer's Pooled Cash Account or (ii) the minimum amount  
19 necessary to avoid imputed income under the Internal Revenue Code of 1986, as  
20 amended from time to time, and any successor statute. Interest shall begin to accrue  
21 90 days after the employee's release from active service or return to fitness for  
22 employment. Such loan shall be payable in equal monthly installments over a period  
23 not to exceed 5 years, commencing 90 days after the individual's release from active  
24 service or return to fitness for employment.

1           5. This section shall not apply to any active duty served voluntarily after the time that  
2           the employee is called to active service.

3  
4   Section 2.4   CITY EMPLOYEES SERVING ON CHARTER-MANDATED BOARDS AND  
5   COMMISSIONS, OR BOARDS, COMMISSIONS AND COMMITTEES CREATED BY  
6   INITIATIVE ORDINANCE.

7  
8           A. City employees serving on Charter-mandated boards and commissions, or boards,  
9           commissions and committees created by initiative ordinance, shall not be compensated for  
10          the number of hours each pay period spent in service of these boards and commissions,  
11          based on a 40-hour per week compensation assumption.

12  
13          B. City employees covered by this provision shall submit to the Controller each pay period  
14          a detailed description of the time spent in service, including attending meetings, preparing  
15          for meetings, meeting with interested stakeholders or industry, and writing or responding to  
16          correspondence. There is a rebuttable presumption that such employees spend 0.25 of  
17          their time in service of these duties. This information shall be made publicly available  
18          pursuant to the Sunshine Ordinance.

19  
20          C. This provision shall not apply to City employees whose service is specified in the  
21          Charter or by initiative ordinance, nor shall it apply to City employees serving on  
22          interdepartmental or other working groups created by initiative of the Mayor or Board of  
23          Supervisors, nor shall it apply to City employees who serve on the Health Service Board,  
24          Retiree Health Care Trust Fund Board, or Retirement Board

1 Section 2.5 STIPEND FOR PLANNING COMMISSIONERS FOR ATTENDANCE AT  
2 PLANNING COMMISSION MEETINGS.

3  
4 Each commissioner serving on the Planning Commission may receive full stipend for that  
5 commissioner's attendance at each meeting of the Commission, as enumerated and included  
6 herein, if the commissioner is present at the beginning of the first action item on the agenda  
7 for such meeting for which a vote is taken until the end of the public hearing on the last  
8 calendared item. A commissioner of the Planning Commission who attends a portion of a  
9 meeting of the Planning Commission, but does not qualify for full stipend, may receive one-  
10 quarter of the stipend available for the commissioner's attendance at each meeting of the  
11 commission, as enumerated and included herein.

12  
13 Section 2.6 FIRE CHIEF RESIDENCE.

14  
15 In connection with employment as Fire Chief, the Fire Chief is authorized to use residential  
16 areas in the building known as the Dennis T. Sullivan Memorial Fire Chief's Home, located at  
17 870 Bush Street, as a personal residence, subject to the terms of a lease between the Chief  
18 and the Real Estate Division.

19  
20  
21  
22 APPROVED AS TO FORM:  
DAVID CHIU, City Attorney

23  
24 By:                     /s/                      
CECILIA MANGOBA  
25 Deputy City Attorney

## Annual Salary Ordinance Fiscal Years 2025-26 and 2026-27

### EXPLANATION OF SYMBOLS.

The following symbols used in connection with the rates fixed herein have the significance and meaning indicated.

B. Biweekly.

C. Contract rate.

D. Daily.

E. Salary fixed by Charter.

F. Salary fixed by State law.

G. Salary adjusted pursuant to ratified Memorandum of Understanding.

H. Hourly.

I. Intermittent.

J. Rate set forth in budget.

K. Salary based on disability transfer.

L. Salary paid by City and County and balance paid by State.

M. Monthly.

O. No funds provided.

P. Premium rate.

Q. At rate set under Charter Section A8.405 according to prior service.

W. Weekly.

Y. Yearly.



Annual Salary Ordinance Fiscal Years 2025-26 and 2026-27

Note: Additions are single-underline italics Times New Roman;  
deletions are ~~strikethrough italics Times New Roman~~.  
Board amendment additions are double underlined.  
Board amendment deletions are ~~strikethrough normal~~.

AN ORDINANCE ENUMERATING POSITIONS IN THE ANNUAL BUDGET AND  
APPROPRIATION ORDINANCE FOR THE FISCAL YEARS ENDING JUNE 30, 2026, AND  
JUNE 30, 2027 CONTINUING, CREATING, OR ESTABLISHING THESE POSITIONS;  
ENUMERATING AND INCLUDING THEREIN ALL POSITIONS CREATED BY CHARTER OR  
STATE LAW FOR WHICH COMPENSATIONS ARE PAID FROM CITY AND COUNTY  
FUNDS AND APPROPRIATED IN THE ANNUAL APPROPRIATION ORDINANCE;  
AUTHORIZING APPOINTMENTS OR CONTINUATION OF APPOINTMENTS THERETO;  
SPECIFYING AND FIXING THE COMPENSATIONS AND WORK SCHEDULES THEREOF;  
AND AUTHORIZING APPOINTMENTS TO TEMPORARY POSITIONS AND FIXING  
COMPENSATIONS THEREFORE.

BE IT ORDAINED BY THE PEOPLE OF THE CITY AND COUNTY OF SAN FRANCISCO.

SECTION 1. ESTABLISHMENT, CREATION AND CONTINUATION OF POSITIONS.

In accordance with the provisions of the Administrative Code and Labor & Employment Code,  
the positions hereinafter enumerated under the respective departments are hereby created,  
established, or continued for the fiscal year ending June 30, 2026. Positions created or  
authorized by Charter or State law, compensations for which are paid from City and County  
funds and appropriated in the Annual Appropriation Ordinance, as that ordinance may be  
modified during the fiscal year in supplemental appropriation or de-appropriation ordinances

## Annual Salary Ordinance Fiscal Years 2025-26 and 2026-27

(together “Annual Appropriation Ordinance”), are enumerated and included herein.

The word “position” or “positions” as used in the ordinance shall be construed to include office or offices, and the word “employee” or “employees” shall be construed to include officer or officers. The terms “requisition” and “request to fill” are intended to be synonymous and shall be construed to mean a position authorization that is required by the Charter.

### Section 1.1. APPOINTMENTS AND VACANCIES - PERMANENT POSITIONS.

Section 1.1A. Appointing officers as specified in the Charter are hereby authorized, subject to the provisions of this ordinance, to make or continue appointments as needed during the fiscal year to permanent positions enumerated in their respective sections of this ordinance. Such appointments shall be made in accordance with the provisions of the Charter. Appointing officers shall not make an appointment to a vacancy in a permanent position until the request to fill for such position is approved by the Controller. Provided further, that if the Mayor declares an intent to approve requests to fill due to unanticipated financial reasons, appointing officers shall not make an appointment to a vacancy in a permanent position until the request to fill for such position is approved by the Mayor. Provided further, that if changes occur to the classification, compensation, or duties of a permanent position, appointing officers shall not make an appointment to a vacancy in such position until the request to fill for such position is approved by the Department of Human Resources. Provided further, that in order to prevent the stoppage of essential services, the Human Resources Director may authorize an emergency appointment pending approval or disapproval of a request to fill, if funds are available to pay the compensation of such emergency appointee.

## Annual Salary Ordinance Fiscal Years 2025-26 and 2026-27

1  
2 Provided that if the proposed employment is for inter-departmental service, the Controller  
3 shall approve as to conformity with the following inter-departmental procedure.

4 Appointing officers shall not authorize or permit employees to work in inter-departmental  
5 service unless the following provisions are satisfied. The payment of compensation for  
6 the employment of persons in inter-departmental service shall be within the limit of the  
7 funds made available by certified inter-departmental work orders and such compensation  
8 shall be distributed to the inter-departmental work orders against which they constitute  
9 proper detailed charges.

10  
11 A. If the appointing officer is unable to employ a qualified person to cover the work  
12 schedule of a position herein established or authorized, the appointing officer, subject  
13 to the provisions of this ordinance and the Annual Appropriation Ordinance and with  
14 the approval of the Department of Human Resources, may in the appointing officer's  
15 discretion employ more than one person on a lesser work schedule but the combined  
16 salaries shall not exceed the compensation appropriated for the position, or may  
17 appoint one person on a combined work schedule but subject to the limitation of the  
18 appropriation and the compensation schedule for the position and without  
19 amendment to this ordinance.

20  
21 B. Where a vacancy exists in a position, the Human Resources Director may and is  
22 hereby authorized to approve a temporary (diverted) request to fill in a different class,  
23 provided that the Controller certifies that funds are available to fill that vacancy on this  
24 basis, and provided that no action taken as a result of the application of this section  
25 will affect the classification of the position concerned as established in the Annual

## Annual Salary Ordinance Fiscal Years 2025-26 and 2026-27

1           Appropriation Ordinance and this ordinance.

2  
3           An appointing officer, subject to the provisions of this ordinance, the Annual  
4           Appropriation Ordinance, the Controller's certification of funds, and Civil Service  
5           certification procedures, may employ more than one person on a combined work  
6           schedule not to exceed the permanent full-time equivalent, or may combine the  
7           appropriations for more than one permanent part-time position in order to create a single  
8           full-time equivalent position limited to classifications of positions herein established or  
9           authorized and their respective compensation schedules. Such changes shall be  
10          reported to the Department of Human Resources and the Controller's office. No full-time  
11          equivalent position which is occupied by an employee shall be reduced in hours without  
12          the voluntary consent of the employee, if any, holding that position. However, the  
13          combined salaries for part-time positions created shall not exceed the compensation  
14          appropriated for the full-time position, nor will the salary of a single full-time position  
15          created exceed the compensation appropriated for part-time positions. Each permanent  
16          part-time employee shall receive the same benefits as existing permanent part-time  
17          employees. The funding of additional fringe benefit costs subject to availability of funds  
18          will be from any legally available funds.

19  
20          Section 1.1B. The Human Resources Director is solely authorized to administratively  
21          adjust the terms of this ordinance as follows:

22  
23                A. To change the classification of a position provided that the rate of pay is the  
24                same or less and the services are in the same functional area.

Annual Salary Ordinance Fiscal Years 2025-26 and 2026-27

1 B. To adjust the compensation of a position pursuant to an approved Memorandum  
2 of Understanding or ordinance.

3  
4 C. To reflect the initial rates of compensation for a newly established classification,  
5 excluding classes covered under Administrative Code Sections 2A.76 and 2A.90.

6  
7 D. To add positions funded in accordance with section 10.22 of the Annual  
8 Appropriation Ordinance, regarding Professional Service Contracts, and section 26  
9 of the Annual Appropriation Ordinance, regarding work order appropriations.

10  
11 The Department of Human Resources shall promptly notify the Controller, the Clerk of the  
12 Board, the Mayor's Office and the affected department(s) if the Human Resources Director  
13 takes such actions as authorized above.

14  
15 Section 1.1C. Provided further, that if requests to fill for vacant permanent positions issued by  
16 departments where the appointing officers are elected officials enumerated in Article II and  
17 Section 6.100 of the Charter (the Board of Supervisors, Assessor-Recorder, City Attorney,  
18 District Attorney, Public Defender, Sheriff, and Treasurer) are approved by the Controller and  
19 are not approved or rejected by the Mayor and the Department of Human Resources within 15  
20 working days of submission, the requests to fill shall be deemed approved. If such requests  
21 to fill are rejected by the Mayor and/or the Department of Human Resources, the appointing  
22 officers listed above may appeal that rejection in a hearing before the Budget and Finance  
23 and/or Budget and Appropriations Committee of the Board of Supervisors, and the Board of  
24 Supervisors in its discretion may then grant approval of said requests to fill.

## Annual Salary Ordinance Fiscal Years 2025-26 and 2026-27

1 Section 1.1D. The Human Resources Director is authorized to make permanent exempt  
2 appointments for a period of up to 6 months to permit simultaneous employment of an existing  
3 City employee who is expected to depart City employment and a person who is expected to  
4 be appointed to the permanent position previously held by the departing employee when such  
5 an appointment is necessary to ensure implementation of successful succession plans and to  
6 facilitate the transfer of mission-critical knowledge within City departments.

7  
8 Section 1.1E. The Human Resources Director, with concurrence of the Controller, is  
9 authorized to adjust the terms of this ordinance to reflect the conversion of temporary  
10 positions to a permanent position(s) when sufficient funding is available and conversion is  
11 needed either (A) to maintain services when elimination of temporary positions is consistent  
12 with the terms of Memoranda of Understanding, or (B) to address City staffing needs created  
13 by the San Francisco Housing Authority's changing scope of work, or (C) when the Human  
14 Resources Director determines the conversion is warranted and the Controller certifies that  
15 the conversion will not require additional salary appropriations in that fiscal year.

### 16 17 Section 1.2. APPOINTMENTS - TEMPORARY POSITIONS.

18  
19 Section 1.2A. Temporary appointments to positions defined by Charter Section 10.104(16) as  
20 seasonal or temporary positions may be made by the respective appointing officers in excess  
21 of the number of permanent positions herein established or enumerated and such other  
22 temporary services as required at rates not in excess of salary schedules if funds have been  
23 appropriated and are available for such temporary service. Such appointments shall be  
24 limited in duration to no more than 1040 hours in any fiscal year. No appointment to such  
25 temporary or seasonal position shall be made until the Controller has certified the availability

## Annual Salary Ordinance Fiscal Years 2025-26 and 2026-27

of funds, and the request to fill for such service is approved by the Controller and the Department of Human Resources. Provided further that in order to prevent the stoppage of essential services, the Human Resources Director may authorize an emergency appointment pending approval or disapproval of the request to fill, if funds are available to pay the compensation of such emergency appointee. No such appointment shall continue beyond the period for which the Controller has certified the availability of funds. Provided that if the proposed employment is for inter-departmental service, the Controller shall approve as to conformity with the following inter-departmental procedure. Appointing officers shall not authorize or permit employees to work in inter-departmental service unless the following provisions are complied with. The payment of compensation for the employment of persons in inter-departmental service shall be within the limit of the funds made available by certified inter-departmental work orders and such compensation shall be distributed to the inter-departmental work orders against which they constitute proper detailed charges.

Section 1.2B. Temporary Assignment, Different Department. When the needs and the best interests of the City require, appointing officers are authorized to arrange among themselves the assignment of personnel from one department to another department on a temporary basis. Such temporary assignments shall not be treated as transfers, and may be used to alleviate temporary seasonal peak load situations, complete specific projects, provide temporary transitional work programs to return injured employees to work, or other circumstances in which employees from one department can be effectively used on a temporary basis in another department. All such temporary assignments between departments shall be reviewed and approved by the Department of Human Resources.

Section 1.3. EXCEPTIONS TO NORMAL WORK SCHEDULES FOR WHICH NO EXTRA

## Annual Salary Ordinance Fiscal Years 2025-26 and 2026-27

1    COMPENSATION IS AUTHORIZED.

2  
3    Employees appointed to salaried classifications (i.e., designated –Z symbol) shall work such  
4    hours as may be necessary for the full and proper performance of their duties and shall  
5    receive no additional compensation for work on holidays or in excess of eight hours per day  
6    for five days per week, but may be granted compensatory time off under the provisions of any  
7    applicable Memorandum of Understanding or ordinance. Provided that, subject to the fiscal  
8    provisions of the Charter and the availability of funds, the Human Resources Director may  
9    suspend the provisions of this section to allow overtime payment. Approval of overtime  
10   payments shall be limited to extraordinary circumstances in which employees are required to  
11   work a significant number of hours in excess of their regular work schedules for a prolonged  
12   period of time, with a limited ability to use compensatory time off. Further, such payment shall  
13   be consistently applied to all personnel in a class.

### 15   SECTION 2. COMPENSATION PROVISIONS.

#### 17       Section 2.1. PUC EMPLOYEES ASSIGNED TO HETCH HETCHY AND RECREATION 18       AND PARKS EMPLOYEES PERMANENTLY ASSIGNED TO CAMP MATHER.

19  
20       The Public Utilities Commission and Recreation and Parks Department will pay a stipend  
21       of \$558.72 per month to employees residing in designated zip code areas enrolled in the  
22       Health Services System with employee plus two or more dependents where HMOs are not  
23       available and such employees are limited to enrollment to the City Plan I. The Public  
24       Utilities Commission and Recreation and Parks Department will pay a stipend of \$162.67  
25       per month to employees residing in designated zip code areas enrolled in the Health



## Annual Salary Ordinance Fiscal Years 2025-26 and 2026-27

Services System with employee plus one dependent where HMOs are not available and such employees are limited to enrollment to City Plan I. These rates may be adjusted by the Health Service System Board to reflect the increase in premiums effective January 1, 2025. The City reserves the right to either reimburse the affected employees or provide an equivalent amount directly to the Health Services System.

### Section 2.2. MOVING EXPENSES.

Where needed to recruit employees to fill Department Head, Deputy Director or Manager Level IV or higher (Manager V or higher for SFMTA) positions, an appointing authority may authorize the expenditure of pre-offer recruitment expenses, such as interview travel expenses, and reimbursement of post-offer expenses, such as moving, lodging/temporary housing and other relocation costs, not to exceed \$27,004. Reimbursement will be made for actual expenses documented by receipts. As an alternative, the Controller may authorize advance payment of approved expenses. Payments under this section are subject to approval by the Controller and the Human Resources Director (except for SFMTA, where the approval is the Controller and Director of Transportation). This amount shall be indexed to the growth rate in the Consumer Price Index – All Urban Consumers (CPI-U), as reported by the Bureau of Labor Statistics for the San Francisco Metropolitan Statistical Area from February to February of the preceding fiscal year.

### Section 2.3. SUPPLEMENTATION OF MILITARY PAY.

A. In accordance with Charter Section A8.400(h) and in addition to the benefits provided pursuant to Section 395.01 and 395.02 of the California Military and Veterans Code and

Annual Salary Ordinance Fiscal Years 2025-26 and 2026-27

1 the Civil Service Rules, any City employee who is a member of the reserve corps of the  
2 United States Armed Forces, National Guard or other uniformed service organization of  
3 the United States and is called into active military service in response to the September  
4 11th, 2001 terrorist attacks, international terrorism, conflict in Iraq or related extraordinary  
5 circumstances, or to provide medical or logistical support to federal, state, or local  
6 government responses to the COVID-19 pandemic shall have the benefits provided for in  
7 subdivision (B).

8  
9 B. Any employee to whom subdivision (A) applies, while on military leave, shall receive  
10 from the City the following supplement to their military pay and benefits:

11  
12 1. The difference between the amount of the individual's gross military pay and the  
13 amount of gross pay the individual would have received as a City employee, had the  
14 employee worked the employee's regular work schedule (excluding overtime unless  
15 regularly scheduled as part of the employee's regular work schedule).

16  
17 2. Retirement service credit consistent with Section A8.520 of the Charter.

18  
19 3. All other benefits to which the employee would have been entitled had the employee  
20 not been called to eligible active military service, except as limited under state law or  
21 the Charter.

22  
23 C. As set forth in Charter Section A8.400(h), this section shall be subject to the following  
24 limitations and conditions:

Annual Salary Ordinance Fiscal Years 2025-26 and 2026-27

1        1. The employee must have been called into active service for a period greater than 30  
2 consecutive days.

3  
4        2. The purpose for such call to active service shall have been to respond to the  
5 September 11th, 2001 terrorist attacks, international terrorism, conflict in Iraq or related  
6 extraordinary circumstances, or to the COVID-19 pandemic, and shall not include  
7 scheduled training, drills, unit training assemblies or similar events.

8  
9        3. The amounts authorized under this section shall be offset by amounts required to be  
10 paid pursuant to any other law, so there are no double payments to the employee.

11  
12       4. Any employee receiving compensation under this section shall execute an  
13 agreement providing that if the employee does not return to City service within 60 days  
14 of release from active duty (or if the employee is not fit for employment at that time,  
15 within 60 days of a determination that the employee is fit for employment), then the  
16 compensation described in Sections (B)(1) through (B)(3) shall be treated as a loan  
17 payable with interest at a rate equal to the greater of (i) the rate received for the  
18 concurrent period by the Treasurer's Pooled Cash Account or (ii) the minimum amount  
19 necessary to avoid imputed income under the Internal Revenue Code of 1986, as  
20 amended from time to time, and any successor statute. Interest shall begin to accrue  
21 90 days after the employee's release from active service or return to fitness for  
22 employment. Such loan shall be payable in equal monthly installments over a period  
23 not to exceed 5 years, commencing 90 days after the individual's release from active  
24 service or return to fitness for employment.

1           5. This section shall not apply to any active duty served voluntarily after the time that  
2           the employee is called to active service.

3  
4   Section 2.4   CITY EMPLOYEES SERVING ON CHARTER-MANDATED BOARDS AND  
5   COMMISSIONS, OR BOARDS, COMMISSIONS AND COMMITTEES CREATED BY  
6   INITIATIVE ORDINANCE.

7  
8           A. City employees serving on Charter-mandated boards and commissions, or boards,  
9           commissions and committees created by initiative ordinance, shall not be compensated for  
10          the number of hours each pay period spent in service of these boards and commissions,  
11          based on a 40-hour per week compensation assumption.

12  
13          B. City employees covered by this provision shall submit to the Controller each pay period  
14          a detailed description of the time spent in service, including attending meetings, preparing  
15          for meetings, meeting with interested stakeholders or industry, and writing or responding to  
16          correspondence. There is a rebuttable presumption that such employees spend 0.25 of  
17          their time in service of these duties. This information shall be made publicly available  
18          pursuant to the Sunshine Ordinance.

19  
20          C. This provision shall not apply to City employees whose service is specified in the  
21          Charter or by initiative ordinance, nor shall it apply to City employees serving on  
22          interdepartmental or other working groups created by initiative of the Mayor or Board of  
23          Supervisors, nor shall it apply to City employees who serve on the Health Service Board,  
24          Retiree Health Care Trust Fund Board, or Retirement Board

1 Section 2.5 STIPEND FOR PLANNING COMMISSIONERS FOR ATTENDANCE AT  
2 PLANNING COMMISSION MEETINGS.

3  
4 Each commissioner serving on the Planning Commission may receive full stipend for that  
5 commissioner's attendance at each meeting of the Commission, as enumerated and included  
6 herein, if the commissioner is present at the beginning of the first action item on the agenda  
7 for such meeting for which a vote is taken until the end of the public hearing on the last  
8 calendared item. A commissioner of the Planning Commission who attends a portion of a  
9 meeting of the Planning Commission, but does not qualify for full stipend, may receive one-  
10 quarter of the stipend available for the commissioner's attendance at each meeting of the  
11 commission, as enumerated and included herein.

12  
13 Section 2.6 FIRE CHIEF RESIDENCE.

14  
15 In connection with employment as Fire Chief, the Fire Chief is authorized to use residential  
16 areas in the building known as the Dennis T. Sullivan Memorial Fire Chief's Home, located at  
17 870 Bush Street, as a personal residence, subject to the terms of a lease between the Chief  
18 and the Real Estate Division.

19  
20  
21  
22 APPROVED AS TO FORM:  
DAVID CHIU, City Attorney

23  
24 By:                     /s/                      
CECILIA MANGOBA  
25 Deputy City Attorney

## Annual Salary Ordinance Fiscal Years 2025-26 and 2026-27

### EXPLANATION OF SYMBOLS.

The following symbols used in connection with the rates fixed herein have the significance and meaning indicated.

B. Biweekly.

C. Contract rate.

D. Daily.

E. Salary fixed by Charter.

F. Salary fixed by State law.

G. Salary adjusted pursuant to ratified Memorandum of Understanding.

H. Hourly.

I. Intermittent.

J. Rate set forth in budget.

K. Salary based on disability transfer.

L. Salary paid by City and County and balance paid by State.

M. Monthly.

O. No funds provided.

P. Premium rate.

Q. At rate set under Charter Section A8.405 according to prior service.

W. Weekly.

Y. Yearly.



RECEIVED Ak  
BOARD OF SUPERVISORS  
SAN FRANCISCO  
2025 MAY 30 PM04:21

To: Angela Calvillo, Clerk of the Board of Supervisors  
From: Sophia Kittler, Mayor's Budget Director  
Date: May 30, 2025  
Re: Interim Exceptions to the Annual Salary Ordinance and Annual Appropriations Ordinance

---

Dear Madam Clerk,

I herein present exceptions to the Annual Salary Ordinance (ASO) and Annual Appropriations Ordinance (AAO) for consideration by the Budget and Appropriations Committee of the Board of Supervisors. The City's standard practice is to budget new positions beginning in pay period 7, at 0.79 FTE. Where there is justification for expedited hiring and spending, however, the Board may authorize exceptions to the Interim ASO and AAO, which allow new positions to be filled, prior to final adoption of the budget.

Exceptions are being requested for the following positions:

***General Fund Positions (56.3 FTE)***

- **Office of the Controller (CON)**  
1688 Inspector General, Controller's Office (1.0 FTE). This position was created by voters through the passage of Proposition C in November 2024.
- **Department of Human Resources (HRD)**  
1042 IS Engineer-Journey (3.0 FTE); 1053 IS Business Analyst (1.0 FTE); 1824 Principal Administrative Analyst (1.0 FTE). These filled positions have been previously funded through project-based funding and are critical to support ongoing Hiring Modernization projects approved by the Committee on Information Technology (COIT).
- **Department of Public Health (DPH)**  
2230 Physician Specialist (0.4 FTE); 0932 Manager IV (1.0 FTE); 1636 Health Care Billing Clerk II (1.0 FTE); 1824 Principal Administrative Analyst (1.0 FTE); 1932 Assistant Storekeeper (1.0 FTE); 2232 Senior Physician Specialist (1.0 FTE); 2593 Health Program Coordinator III (1.0 FTE); 2909 Hospital Eligibility Worker Supervisor (1.0 FTE); 2920 Medical Social Worker (1.0 FTE); P103 Special Nurse (1.4 FTE); 2328 Nurse Practitioner (1.5 FTE); 2932 Senior Behavioral Health Clinician (2.0 FTE); 2588 Health Worker IV (2.0 FTE); 2586 Health Worker II (3.0 FTE); 2587 Health Worker III (3.0 FTE); 2312 Licensed Vocational Nurse (6.0 FTE); 2320 Registered Nurse (10.0 FTE); 2930 Behavioral Health Clinician (13.0 FTE). These positions are part of the City's investment in transformed behavioral health and homelessness response, with greater accountability, integrated service delivery, and prioritization of compassionate care.

***Non-General Fund Positions (10.5 FTE)***

- **Office of the Public Defender (PDR)**  
8177 Attorney (Civil/Criminal) (1.0 FTE). An interim exception is required as this is a


new grant for an existing Clean Slate Attorney position at PDR.

- **Department of Public Health (DPH)**

2320 Registered Nurse (0.5 FTE); 2586 Health Worker II (1.0 FTE); 2587 Health Worker III (2.0 FTE); 2588 Health Worker IV (2.0 FTE); 2930 Behavioral Health Clinician (2.0 FTE); 2932 Senior Behavioral Health Clinician (2.0 FTE). These positions are part of the City's investment in transformed behavioral health and homelessness response, with greater accountability, integrated service delivery, and prioritization of compassionate care.

Please do not hesitate to contact me if you have any questions regarding the requested interim exceptions to the Annual Salary Ordinance and Annual Appropriations Ordinance.

Sincerely,

A handwritten signature in black ink, appearing to be 'SK' or similar, with a horizontal line extending to the left.

Sophia Kittler  
Mayor's Budget Director

cc: Members of the Budget and Appropriations Committee  
Budget & Legislative Analyst's Office  
Controller



OFFICE OF THE MAYOR  
SAN FRANCISCO



DANIEL LURIE  
MAYOR

RECEIVED **AK**  
BOARD OF SUPERVISORS  
SAN FRANCISCO  
2025 MAY 30 PM04:20

To: Angela Calvillo, Clerk of the Board of Supervisors  
From: Sophia Kittler, Mayor's Budget Director  
Date: May 30, 2025  
Re: Minimum Compensation Ordinance and the Mayor's FY 2025-26 and FY 2026-27  
Proposed Budget

---

Madam Clerk,

Pursuant to San Francisco Administrative Code, SEC 12P.3, the minimum compensation for nonprofit corporations will be \$21.55 as of July 1, 2025, eventually reaching \$23.00 by January 1, 2026.

Pursuant to San Francisco Administrative Code, SEC 12P.3, the minimum compensation for public entities will be \$22.50 as of July, 1, 2025, eventually reaching \$23.00 by January 1, 2026.

This letter provides notice to the Board of Supervisors that the Mayor's proposed budget for Fiscal Years (FY) FY 2025-26 and FY 2026-27 contains funding to support these minimum compensation age levels for nonprofit corporations and public entities.

If you have any questions, please contact my office.

Sincerely,

A handwritten signature in blue ink, appearing to be "Sophia Kittler", with a stylized, cursive script.

Sophia Kittler  
Mayor's Budget Director

cc: Members of the Board of Supervisors  
Budget & Legislative Analyst's Office  
Controller



RECEIVED **AK**  
BOARD OF SUPERVISORS  
SAN FRANCISCO  
2025 MAY 30 PM 04:20

To: Angela Calvillo, Clerk of the Board of Supervisors  
From: Sophia Kittler, Mayor's Budget Director  
Date: May 30, 2025  
Re: Notice of Transfer of Functions under Charter Section 4.132

---

This memorandum constitutes notice to the Board of Supervisors under Charter Section 4.132 of transfers of functions between departments within the Executive Branch. All positions are regular positions unless otherwise specified. The positions include the following:


- One position (1.0 FTE 1093 IT Operations Support Administrator III) from the War Memorial (WAR) to the Department of Technology (TIS) in response to TIS's proposal to take on IT management responsibilities.
- Two positions (1.0 FTE 1054 IS Business Analyst-Principal; 1.0 FTE 1052 IS Business Analyst) to be transferred from the Department of Children, Youth, and Their Families (CHF) to TIS to streamline IT service provision citywide, consolidating IT functions under the Department of Technology to improve efficiency and service delivery..
- Two positions (1.0 FTE 0922 Manager I; 1.0 FTE 1823 Senior Administrative Analyst) from the Human Rights Commission (HRC) to the Police Department (POL), which make up the Sexual Harassment and Assault Response and Prevention (SHARP) team, to be transferred from HRC to POL as the final move to transition SHARP to POL.
- Four positions (2.0 FTE 1777 Media/Security Systems Specialist; 2.0 FTE 1781 Media/Security Systems Supervisor) to be transferred from the Office of the City Administrator to TIS to align functions under the most appropriate teams. Currently, A/V services are split between Media Services and SFGovTV. Consolidating all A/V responsibilities under SFGovTV would improve service delivery, increase staffing flexibility, and better align technical expertise. Media Services also oversees security systems in Real Estate-managed buildings, and this responsibility would remain with Real Estate as part of its facilities management role.
- Fifteen positions, including all 7 Commissioners, (0.7 FTE 0111 Board/Commission Members, Group II; 0.09 FTE 0931 Manager III; 0.51 FTE 1823 Administrative Analyst; 2.0 FTE 2998 Representatives, Commission on the Status of Women; 1.0 FTE 0961 Department Head; 1.0 FTE 1840 Junior Management Assistant; 1.0 FTE 1822 Administrative Analyst; 1.0 FTE 1824 Principal Administrative Analyst from the Department on the Status of Women (WOM) to HRC). This list includes six General Fund and two Non-General Fund positions. These changes are made through the Department and do not affect the Commission on the Status of Women. The changes are made at the Mayor's request to consolidate the two Departments into a singular agency to

share financial resources that will benefit the communities of San Francisco and allow the Commissions to effectively follow their Charter mandates.

- Eleven positions (1.0 FTE 2593 Health Program Coordinator III; 1.0 FTE 2932 Senior Behavioral Health Clinician; 2.0 FTE Behavioral Health Clinician; 7.0 FTE 2587 Health Worker III) from the Department of Homelessness and Supportive Services (HOM) to the Department of Public Health (DPH) to integrate staff providing physical and mental health support to people experiencing homelessness or transitioning out of homelessness as part of Whole Person Integrated Care.

If you have any questions, please feel free to contact my office.

Sincerely,

A handwritten signature in black ink, appearing to be 'SK', with a long horizontal line extending to the right.

Sophia Kittler  
Mayor's Budget Director

cc: Members of the Budget and Appropriations Committee  
Budget & Legislative Analyst's Office  
Controller



To: Angela Calvillo, Clerk of the Board of Supervisors  
From: Sophia Kittler, Mayor's Budget Director  
Date: May 30, 2025  
Re: Mayor's FY 2025-26 and FY 2026-27 Budget Submission

RECEIVED AK  
BOARD OF SUPERVISORS  
SAN FRANCISCO  
2025 MAY 30 PM04:18

Madam Clerk,

In accordance with City and County of San Francisco Charter, Article IX, Section 9.100, the Mayor's Office hereby submits the Mayor's proposed budget by May 30<sup>th</sup>, corresponding legislation, and related materials for Fiscal Year (FY) 2025-26 and FY 2026-27.

In addition to the Mayor's Proposed FY 2025-26 and FY 2026-27 Budget Book, the following items are included in the Mayor's submission:

- Proposed Interim Budget and Annual Appropriation Ordinance (AAO)
- Proposed Interim Annual Salary Ordinance (ASO)
- Proposed Budget and Annual Appropriation Ordinance (AAO)
- Proposed Annual Salary Ordinance (ASO)
- Administrative Provisions for both, but separate documents of the AAO and ASO, in tracked changes, and on pleading paper
- Proposed Budget for the Office of Community Investment and Infrastructure
- A Transfer of Function letter detailing the transfer of positions from one City department to another
- An Interim Exception letter to the ASO
- PUC Capital Amendment and Debt Authorization
- Prop J Certification Letters
- A letter addressing funding levels for consumer price index increases for nonprofit corporations or public entities for the coming two fiscal years
- 40 pieces of trailing legislation
- Memo to the Board President requesting for 30-day rule waivers on ordinances

Please note the following:

- Technical adjustments to the June 1 budget are being prepared, but are not submitted with this set of materials.

Sincerely,

A handwritten signature in blue ink, appearing to read "SK", with a green checkmark to the right.

Sophia Kittler  
Mayor's Budget Director

cc: Members of the Board of Supervisors  
Budget & Legislative Analyst's Office  
Controller



No	DEPT	Item	Description	Type of Legislation	File #
1	ADM	Code Amendment	Amending the Administrative Code to modify the fees for the use of City Hall	Ordinance	250591
2	ADM	Code Amendment	Amending the Administrative Code to transfer responsibilities for oversight of the collection of sexual orientation and gender identity data from the City Administrator to the Human Rights Commission and removing obsolete reporting requirements	Ordinance	250593
3	ADM	Code Amendment	Amending the Administrative Code to clarify the status of the Treasure Island Development Authority ("TIDA") as a City department	Ordinance	250594
4	ADM	Continuing Prop J	Convention Facilities Management	Resolution	250615
5	ADM	Continuing Prop J	Security Services for RED Buildings	Resolution	250615
6	ADM	Continuing Prop J	Custodial Services for RED Buildings	Resolution	250615
7	ADM	Continuing Prop J	Security Guard Service at Central Shops	Resolution	250615
8	BOS	Continuing Prop J	Budget and Legislative Analyst Services	Resolution	250615
9	CON	Access Line Tax	Resolution concurring with the Controller's establishment of the Consumer Price Index for 2025, and adjusting the Access Line Tax by the same rate.	Resolution	250612
10	CON	Code Amendment	Amending the Administrative Code to eliminate the Budget Savings Incentive Fund	Ordinance	250595
11	CON	Neighborhood Beautification and Graffiti Clean-up Fund Tax	Adopting the Neighborhood Beautification and Graffiti Clean-up Fund Tax designation ceiling for tax year 2025	Ordinance	250596
12	DBI	DBI Fee Changes	Amending the Building, Subdivision, and Administrative Codes to adjust fees charged by the Department of Building Inspection and to establish Subfunds within the Building Inspection Fund; and affirming the Planning Department's determination under the California Environmental Quality Act	Ordinance	250592
13	DEC	Early Care and Education	Modifying the baseline funding requirements for early care and	Ordinance	250597

		Commercial Rents Tax Baseline	education programs in Fiscal Years (FYs) 2025-2026 and 2026-2027, to enable the City to use the interest earned from the Early Care and Education Commercial Rents Tax for those baseline programs		cont'd 250597
14	DPH	State Recurring Grants FY25-36	Authorizing the acceptance and expenditure of Recurring State grant funds by the San Francisco Department of Public Health for Fiscal Year (FY) 2025-2026	Resolution	250618
15	DPH	CCE Expansion Grant	Grant Agreement - California Department of Social Services - Community Care Expansion Program - Anticipated Revenue to the City \$9,895,834	Resolution	250619
16	DPH	Code Amendment	Various Codes - Environmental Health Permit, Fee, and Penalties Revisions	Ordinance	250606
17	DPH	HHIP Grant	Delegation of 9.118 Authority - Accept and Expend Grant - San Francisco Health Authority, a local governmental entity doing business as the San Francisco Health Plan ("Health Plan" or "SFHP") - Housing and Homelessness Incentive Program ("HHIP") Expanding San Francisco Department of Public Health Recuperative Care Community Supports - \$2,489,698.63	Resolution	250620
18	DPH	IPP Grant	Delegation of 9.118 Authority - Accept and Expend Grant - San Francisco Health Authority, a local governmental entity doing business as the San Francisco Health Plan ("Health Plan" or "SFHP") - Incentive Payment Program ("IPP") San Francisco Department of Public Health Epic Enhancement Implementation Project - \$6,000,000	Resolution	250621
19	DPH	Patient Revenues	Amending the Health Code to set patient rates for services provided by the Department of Public Health (DPH), for Fiscal Years 2025-2026 and 2026-2027; and authorizing DPH to waive or reduce fees to meet the needs of low-income patients through its	<del>Resolution</del> Ordinance	250607

			provision of charity care and other discounted <b>payment programs</b>		cont'd 250607
20	DPH	Continuing Prop J	Healthcare Security at Primary Care Clinics	Resolution	250615
21	DPW	DPW Fee Changes	Public Works, Subdivision Codes - Fee Modification and Waiver	Ordinance	250608
22	DPW	Continuing Prop J	Yard Operations and Street Tree Nursery	Resolution	250615
23	HOM	Continuing Prop J	Security Services	Resolution	250615
24	HOM	Continuing Prop J	Homelessness and Supportive Housing security services	Resolution	250615
25	HOM	Homelessness and Supportive Housing Fund	Approving the FYs 2025-2026 and 2026-2027 Expenditure Plan for the Department of Homelessness and Supportive Housing Fund	Resolution	250613
26	HOM	Our City, Our Home Homelessness Gross Receipts Tax	Funding Reallocation - Our City, Our Home Homelessness Gross Receipts Tax - Services to Address Homelessness - \$88,495,000 Plus Future Revenue Through FY 2027-28	Ordinance	250609
27	LIB	Friends of the Library A&E	Annual Accept & Expend legislation for the SFPL's Friends of the Library Fund	Resolution	250614
28	MOHCD	Continuing Prop J	Treeline Security Inc services for City-owned properties in predevelopment for affordable housing sites	Resolution	250615
29	OCII	OCII Budget Resolution	Office of Community Investment and Infrastructure, operating as Successor Agency to the San Francisco Redevelopment Agency, Fiscal Year 2025-26 Budget	Resolution	250611
30	OCII	OCII Interim Budget Resolution	Office of Community Investment and Infrastructure, operating as Successor Agency to the San Francisco Redevelopment Agency, Fiscal Year 2025-26 Interim Budget	Resolution	250610
31	PDR	Crankstart Foundation Grant A&E	Accept and Expend Grant - Retroactive - Immigration Defense Unit - Crankstart Foundation - Amendment to the Annual Salary Ordinance for FYs 2024-25 and 2025-26 - \$3,400,000	Ordinance	250598
32	POL	Code Amendment	Registration Fees and Fingerprint ID Fund	Ordinance	250599
33	PUC	Fixed Budget Amendment	Continues waiving certain small business first-year permit, license, and business registration fees	Ordinance	250602

34	REC	Bobo Estate A&E	Accept and Expend Bequest - Estate of William Benjamin Bobo - Benches, Park Furnishings and Park Improvements Across San Francisco - \$3,600,000	Resolution	250616
35	REC	Code Amendment	Amending the Park Code to authorize the Recreation and Park Department to charge fees for reserving tennis/pickleball courts at locations other than the Golden Gate Park Tennis Center; and affirming the Planning Department's determination under the California Environmental Quality Act	Ordinance	250603
36	REC	Authorizing Paid Parking in Golden Gate Park	Authorizing the Municipal Transportation Agency (SFMTA) to set parking rates in Golden Gate Park in accordance with Park Code provisions that authorize SFMTA rate-setting on park property; and affirming the Planning Department's determination under the California Environmental Quality Act	Resolution	250617
37	REC	Code Amendment	PUC Cost Recovery Fee	Ordinance	250604
38	REC	Code Amendment	Scholarship Recovery Fee	Ordinance	250605
39	REG	Continuing Prop J	Assembly and mailing of vote-by-mail ballot packets	Resolution	250615
40	SHF	Continuing Prop J	Jail Food Service	Resolution	250615