

File No. 180365

Committee Item No. 1

Board Item No. 29

COMMITTEE/BOARD OF SUPERVISORS

AGENDA PACKET CONTENTS LIST

Committee: Land Use and Transportation Committee Date April 16, 2018

Board of Supervisors Meeting
Cmte Board

Date APRIL 24, 2018

- Motion
- Resolution
- Ordinance
- Legislative Digest
- Budget and Legislative Analyst Report
- Youth Commission Report
- Introduction Form
- Department/Agency Cover Letter and/or Report
- MOU
- Grant Information Form
- Grant Budget
- Subcontract Budget
- Contract/Agreement
- Form 126 – Ethics Commission
- Award Letter
- Application
- Public Correspondence

OTHER (Use back side if additional space is needed)

- PW Ltr 030818
- Project List
- CSAC Budget Year Estimates 012418
- PW Design and Construction Stat 021518
- Proj FY2018-2019 Funding Candidates-1 0318
- Proj FY2018-2019 Funding Candidates-2 0318
-
-
-
-
-
-
-
-
-
-

Completed by: Erica Major Date April 13, 2018

Completed by: Erica Major Date 4/19/2018

1 [Approve Project List - California State Senate Bill - 1 Local Streets and Road Program Road
2 Maintenance and Rehabilitation Account Funds]

3 **Resolution approving the list of projects to be funded with FY2018-2019 Road**
4 **Maintenance and Rehabilitation Account funds as established by California State**
5 **Senate Bill 1, the Road Repair and Accountability Act of 2017.**

6
7 WHEREAS, Senate Bill 1 (herein referred to as SB 1), the Road Repair and
8 Accountability Act of 2017 (Chapter 5, Statutes of 2017) was passed by the California
9 Legislature and signed into law by the Governor of California in April 2017 in order to address
10 the significant multi-modal transportation funding shortfalls statewide; and

11 WHEREAS, The City and County of San Francisco must adopt a Resolution to outline
12 a list of all projects proposed to receive funding from the Road Maintenance and
13 Rehabilitation Account (herein referred to as RMRA) created by SB 1, which must include a
14 description and the location of each proposed project, a proposed schedule for the project's
15 completion, and the estimated useful life of the improvement; and

16 WHEREAS, The California Transportation Commission has requested to receive San
17 Francisco's Board approved RMRA funded project list for FY2018-2019 by May 1, 2018; and

18 WHEREAS, The City and County of San Francisco will receive an estimated
19 \$22,466,461 in RMRA funding in FY2018-2019 from SB 1; and

20 WHEREAS, The City and County of San Francisco used a Pavement Management
21 System to develop the SB 1 project list to ensure revenues are being used on the most high-
22 priority and cost-effective projects that also meet our communities' priorities for transportation
23 investment; and

24 WHEREAS, The funding from SB 1 will help the City and County of San Francisco
25 maintain and rehabilitate 227 blocks throughout San Francisco in FY2018-2019 and an

1 average of six projects each year going forward; and

2 WHEREAS, SB 1 RMRA is one funding source among multiple within the San
3 Francisco Public Works Street Resurfacing Program (herein referred to as Street
4 Resurfacing); and

5 WHEREAS, If non-RMRA funding continues at levels established by the 2011 Road
6 Repaving and Street Safety General Obligation Bond, Street Resurfacing will be able to
7 resurface, repair, and rehabilitate approximately 440 additional blocks each year; and

8 WHEREAS, All Street Resurfacing project candidates are subject to substitution and
9 schedule changes pending available funding, visual confirmation, utility clearances with other
10 agencies and are not guaranteed to be moved forward to construction; and

11 WHEREAS, Unforeseen challenges such as increased work scope, changing priorities,
12 cost increases, or declining revenue may arise causing Street Resurfacing to postpone or
13 drop candidates from consideration; and

14 WHEREAS, Without revenue from SB 1, the City and County of San Francisco would
15 have to reduce its annual pavement workload, causing the quality of San Francisco's road
16 network to deteriorate and the City's average Pavement Index Condition (PCI) score to drop;
17 and

18 WHEREAS, If the California Legislature and Governor failed to act, the California's city
19 streets and county roads would have continued to deteriorate, thereby negatively impacting
20 San Francisco's communities; and

21 WHEREAS, Cities and Counties own and operate more than 81% of streets and roads
22 in California, and the people of California are dependent upon a safe, reliable local multi-
23 modal transportation network; and

24 WHEREAS, Modernizing the local street and road system helps boost the local
25 economy by providing construction jobs; and

1
2 WHEREAS, The local street and road system is also critical for interconnectivity,
3 multimodal needs, and flow of commerce; and

4 WHEREAS, Police, fire, and emergency medical services all depend on safe reliable
5 roads to react quickly and effectively to emergency calls; and

6 WHEREAS, Maintaining and preserving the local street and road system will reduce
7 drive times and traffic congestion, improve bicycle safety, and make the pedestrian
8 experience safer and more appealing, which leads to a reduction in vehicle emissions, helping
9 California achieve its air quality and greenhouse gas emissions reduction goals; and

10 WHEREAS, Restoring roads before they fail is more cost effective and reduces
11 construction time, as well as reduces air pollution from heavy equipment and water pollution
12 from site run-off; and

13 WHEREAS, The SB 1 project list and overall investment in our local streets and roads
14 infrastructure, with a focus on basic maintenance and safety, investing in complete streets
15 infrastructure, and using cutting edge technology, materials, and practices, will have
16 significant positive co-benefits statewide; now, therefore be it


17 RESOLVED, That the foregoing recitals are true and correct; and, be it

18 FURTHER RESOLVED, That the \$22,466,461 RMRA budget for Fiscal Year 2018-
19 2019 is expected to fund the following planned projects:

- 20 1. Various Locations Pavement Renovation No. 37
- 21 2. Various Locations Pavement Renovation No. 35 and Sewer Replacement
- 22 3. Various Locations Pavement Renovation No. 36 and Sewer Replacement
- 23 4. Various Locations Pavement Renovation No. 38 and Sewer Replacement
- 24 5. Various Locations Pavement Renovation No. 40
- 25 6. Various Locations Pavement Renovation No. 41

1
2
3
4
5
6
7
8
9
10
11
12
13
14
15
16
17
18
19
20
21
22
23
24
25


Recommended:



Mohammed Nuru

Director of Public Works

Approved:


for Mayor



TO: Angela Calvillo, Clerk of the Board of Supervisors
FROM: Mohammed Nuru, Director of Public Works
DATE: March 8, 2018
SUBJECT: Project List Resolution for SB 1 Funds - FY 2018/2019 Road Maintenance and Rehabilitation Account (RMRA)

Mark Farrell
 Mayor

Mohammed Nuru
 Director

San Francisco Public Works
 1 Dr. Carlton B. Goodlett Pl.
 Room 348
 San Francisco, CA 94102
 tel 415-554-6920

sfpublicworks.org
 facebook.com/sfpublicworks
 twitter.com/sfpublicworks
 twitter.com/mrcleansf

Attached please find the original and 2 copies of each of the following:

- Proposed resolution of local support; original signed by Public Works
- Project list and information
- California State Association of Counties (CSAC) RMRA Estimates for FY 18-19
- Project maps

Special Timeline Requirements:

The funding agency has requested to receive the completed resolution of local support by May 1, 2018.

Departmental representative to receive a copy of the adopted resolution:

Name: Rachel Alonso (Rachel.Alonso@sfdpw.org)
 Phone: 415.554.4139

Interoffice Mail Address: Public Works, 1155 Market Street, 4th Floor

Certified copy required: Yes No

(Note: certified copies have the seal of the City/County affixed and are occasionally required by funding agencies. In most cases ordinary copies without the seal are sufficient).

Senate Bill 1 Road Maintenance and Rehabilitation Account

In April 2017, Governor of California Jerry Brown signed Senate Bill 1, the Road Repair and Accountability Act of 2017 (SB1), which through tax and fee increases, will raise over \$5 billion annually in new transportation revenues for the State of California.

\$1.5 billion of the total annual SB1 revenue is earmarked for local streets and roads maintenance and rehabilitation in the Road Maintenance and Rehabilitation Account (RMRA). California's counties and cities receive an annual share from RMRA. In Fiscal Year 2017-18, the City and County of San Francisco received \$7.7 million, which went towards funding three (3) pavement projects.

On January 28, 2018, California State Association of Counties (CSAC) released San Francisco's Fiscal Year 2018-19 county and city share. Now that SB1 is fully implemented, San Francisco is estimated to receive \$22,466,461 in Fiscal Year 2018-19. In order to receive the RMRA funds, San Francisco must identify and approve which projects will receive RMRA funds. San Francisco Public Works' Street Resurfacing program has identified six (6) projects to receive RMRA funding next fiscal year:

- Various Locations Pavement Renovation No. 37
- Various Locations Pavement Renovation No. 35 and Sewer Replacement
- Various Locations Pavement Renovation No. 36 and Sewer Replacement
- Various Locations Pavement Renovation No. 38 and Sewer Replacement
- Various Locations Pavement Renovation No. 40
- Various Locations Pavement Renovation No. 41

For questions, please contact Rachel Alonso, San Francisco Public Works Transportation Finance Analyst at (415) 554-4139.

No.	Project Title	Project Type	Project Description	Project Location	Estimated Completion Date		Estimated Useful Life	
					Pre-Construction	Construction	Min	Max
1	PW Various Locations Pavement Renovation No. 37	Road Maintenance and Rehabilitation	The work scope for this project includes: - Construction of 90 ADA compliant curb ramps - Grind and pave 35 blocks - Grind and pave 22 intersections	15th St : Potrero Ave to Hampshire St 18th St : Missouri St to De Haro St 20th St : 3rd St to Vermont St Alameda St : Henry Adams St to Vermont St Berry St : 7th St to De Haro St Connecticut St : 16th St to 20th St De Haro St : 16th St to 17th St Guy Pl : 1st St to Lansing St Henry Adams St : Alameda St to 15th St and Kansas St Kansas St : 17th St to End Vermont St : Division St to 20th St	04/2018	04/2020	14	21
2	PW Various Locations Pavement Renovation No. 35	Road Maintenance and Rehabilitation	The work scope for this project includes: - Construction of 77 ADA compliant curb ramps - Reconstruct 2 blocks of concrete pavement - Grind and pave 40 blocks - Grind and pave 25 intersections - Localized base repair	18th St : Vermont St to San Bruno Ave Anza St : Park Presidio Blvd to 30th Ave Central Ave : Waller St to Turk Blvd Charter Oak Ave : Industrial St to End Crestmont Dr : Christopher Dr and Glenhaven Ln to End Gladeview Way : Olympia Way to Panorama Dr Glenbrook Ave : Mountain Spring Ave to Palo Alto Ave Knollview Way : Olympia Way to Panorama Dr Roosevelt Way : 14th St and Alpine Ter to Loma Vista Ter Skyview Way : Cityview Way to Marview Way Sunnydale Ave : Hahn St to End	06/2018	06/2020	14	21
3	PW Various Locations Pavement Renovation No. 36	Road Maintenance and Rehabilitation	The work scope for this project includes: - Construction of 38 ADA compliant curb ramps - Grind and pave 26 blocks - Grind and pave 9 intersections	10th Ave : Judah St to Moraga St 11th Ave : Judah St to Noriega St 12th Ave : Judah St to 09th Ave and Rivera St 15th Ave : Judah St to Kirkham St Mendoza Ave : 09th Ave to End Moraga St : 09th Ave to 11th Ave Noriega St : 12th Ave to 16th Ave Quesada Ave : Kelth St to Newhall St	08/2018	05/2020	14	21
4	PW Various Locations Pavement Renovation No. 38	Road Maintenance and Rehabilitation	The work scope for this project includes: - Grind and pave 46 blocks - Construction of 104 ADA complaint curb ramps - Construction of 1 transit bulb-out	Dicha Aly : Lupine Ave to Wood St Divisadero St : Broadway to Marina Blvd Jackson St : Presidio Ave to Cherry St Laurel St : Pacific Ave to Lupine Ave Maple St : Sacramento St to California St Sacramento St : Walnut St to Arguello Blvd Spruce St : Pacific Ave to Mayfair Dr Steiner St : Pine St to California St	09/2018	07/2020	14	21
5	PW Various Locations Pavement Renovation No. 40	Road Maintenance and Rehabilitation	The work scope for this project includes: - Construction of 62 ADA compliant ramps - Grind and pave 34 blocks - Grind and pave 20 intersections	Congo St : Circular Ave to Monterey Blvd Cresta Vista Dr : Baxter Aly and Casitas Ave to Coventry Ct Detroit St : Staples Ave to Stillings Ave and Vista Verde Ct Hazelwood Ave : Brentwood Ave to Casitas Ave and Yerba Buena Ave Judson Ave : Edna St to Phelan Ave Lansdale Ave : Juanita Way to Dalewood Way, Myra Way, and Sherwood Ct Los Palmos Dr : Teresita Blvd to Globe Aly and Hazelwood Ave Malta Dr : Valletta Ct to Oshaughnessy Blvd San Pablo Ave : Granville Way and Portola Dr to Yerba Buena Ave	01/2019	10/2020	14	21

No.	Project Title	Project Type	Project Description	Project Location	Estimated Completion Date		Estimated Useful Life	
					Pre-Construction	Construction	Min	Max
6	PW Various Locations Pavement Renovation No. 41	Road Maintenance and Rehabilitation	The work scope for this project includes: - Grind and pave approximately 46 blocks - Construct 49 ADA compliant curb ramps - Grind and pave 18 Intersections	Bell Ct : End to Whitney Young Cir Carpenter Ct : End to Hawkins Ln and Whitney Young Cir Cashmere St : End to La Salle Ave Commer Ct : End to Garlington Ct Dukes Ct : Cashmere St to End Galvez Ave : Newhall St to Phelps St Garlington Ct : La Salle Ave to End George Ct : Ingalls St to End Hawkins Ln : End to Carpenter Ct and Whitney Young Cir Hillview Ct : End to Lindsay Cir and Whitney Young Cir Innes Ave : End to Newhall St Jamestown Ave : Ingalls St to Jennings St La Salle Ave : Ingalls St to Newhall St Mabrey Ct : End to Richards Cir and Whitney Young Cir Middle Point Rd : Evans Ave and Jennings St to Ingalls St and Innes Ave Osceola Ln : La Salle Ave to La Salle Ave Progress St : Whitney Young Cir to End Reuel Ct : Hudson Ave to End Whitfield Ct : La Salle Ave to End Whitney Young Cir : Carpenter Ct and Hawkins Ln to Newcomb Ave Young Ct : End to Whitney Young Cir	02/2019	01/2021	14	21

Estimated County Highway User Tax Account Revenues - FY 2018-19					SB 1 Revenues		
COUNTY	HUTA 2103	HUTA 2104	HUTA 2105	HUTA 2106	Loan Repayment	RMRA	TOTAL
ALAMEDA	\$7,808,049	\$13,768,972	\$6,236,913	\$388,487	\$1,157,800	\$16,912,401	\$46,272,622
ALPINE	\$147,711	\$287,958	\$136,819	\$22,613	\$21,903	\$319,946	\$936,949
AMADOR	\$719,813	\$660,960	\$497,545	\$186,941	\$106,736	\$1,559,131	\$3,731,126
BUTTE	\$2,546,087	\$2,490,130	\$1,759,892	\$413,120	\$377,541	\$5,514,880	\$13,101,651
CALAVERAS	\$1,094,237	\$910,917	\$756,352	\$308,879	\$162,257	\$2,370,141	\$5,602,783
COLUSA	\$858,443	\$609,857	\$593,368	\$108,434	\$127,292	\$1,859,406	\$4,156,801
CONTRA COSTA	\$6,519,728	\$11,049,345	\$5,257,649	\$885,238	\$966,764	\$14,121,872	\$38,800,597
DEL NORTE	\$443,048	\$309,849	\$306,241	\$105,482	\$65,696	\$959,651	\$2,189,967
EL DORADO	\$2,309,822	\$3,435,878	\$1,863,781	\$794,804	\$342,507	\$5,003,124	\$13,749,917
FRESNO	\$7,879,523	\$8,691,235	\$5,446,440	\$77,944	\$1,168,398	\$17,067,216	\$40,330,756
GLENN	\$1,043,388	\$735,001	\$721,205	\$130,208	\$154,717	\$2,260,000	\$5,044,518
HUMBOLDT	\$2,024,233	\$1,683,348	\$1,399,179	\$396,592	\$300,159	\$4,384,532	\$10,188,043
IMPERIAL	\$3,577,389	\$2,323,635	\$2,472,743	\$376,712	\$530,466	\$7,748,702	\$17,029,647
INYO	\$1,257,629	\$968,242	\$869,291	\$115,308	\$186,485	\$2,724,050	\$6,121,005
KERN	\$7,366,720	\$7,952,657	\$5,091,983	\$1,800,103	\$1,092,359	\$15,956,474	\$39,260,295
KINGS	\$1,551,140	\$1,214,691	\$1,072,170	\$197,844	\$230,007	\$3,359,802	\$7,625,654
LAKE	\$1,086,975	\$943,775	\$751,333	\$312,882	\$161,180	\$2,354,411	\$5,610,556
LASSEN	\$1,058,867	\$943,734	\$731,904	\$122,023	\$157,012	\$2,293,529	\$5,307,069
LOS ANGELES	\$47,347,021	\$83,020,010	\$37,655,912	\$2,456,898	\$7,020,753	\$102,554,664	\$280,055,257
MADERA	\$2,248,619	\$1,510,480	\$1,554,278	\$439,753	\$333,432	\$4,870,557	\$10,957,119
MARIN	\$1,766,511	\$2,581,387	\$1,266,696	\$293,944	\$261,943	\$3,826,301	\$9,996,781
MARIPOSA	\$700,129	\$593,188	\$483,939	\$129,196	\$103,817	\$1,516,495	\$3,526,765
MENDOCINO	\$1,627,530	\$1,278,007	\$1,124,972	\$387,397	\$241,335	\$3,525,266	\$8,184,507
MERCED	\$2,973,546	\$2,406,095	\$2,055,358	\$528,058	\$440,926	\$6,440,765	\$14,844,747
MODOC	\$1,028,732	\$866,909	\$711,075	\$60,047	\$152,543	\$2,228,256	\$5,047,562
MONO	\$761,337	\$794,300	\$526,247	\$30,099	\$112,893	\$1,649,073	\$3,873,949
MONTEREY	\$3,363,462	\$4,088,568	\$2,324,873	\$823,358	\$498,744	\$7,285,331	\$18,384,336
NAPA	\$1,244,557	\$1,548,491	\$860,255	\$314,953	\$184,546	\$2,695,737	\$6,848,540
NEVADA	\$1,269,971	\$1,649,212	\$877,822	\$306,411	\$188,315	\$2,750,785	\$7,042,516
ORANGE	\$16,095,208	\$29,503,766	\$13,271,115	\$620,955	\$2,386,644	\$34,862,566	\$96,740,255
PLACER	\$3,365,278	\$5,591,117	\$2,803,818	\$773,400	\$499,013	\$7,289,265	\$20,321,891
PLUMAS	\$842,842	\$1,081,734	\$582,585	\$145,594	\$124,979	\$1,825,615	\$4,603,349
RIVERSIDE	\$13,164,467	\$20,729,288	\$9,687,256	\$1,260,266	\$1,952,065	\$28,514,518	\$75,307,861

Estimated County Highway User Tax Account Revenues - FY 2018-19					SB 1 Revenues		
COUNTY	HUTA 2103	HUTA 2104	HUTA 2105	HUTA 2106	Loan Repayment	RMRA	TOTAL
SACRAMENTO	\$9,579,548	\$13,937,277	\$7,048,270	\$2,061,920	\$1,420,483	\$20,749,508	\$54,797,007
SAN BENITO	\$799,615	\$698,194	\$552,705	\$151,035	\$118,569	\$1,731,983	\$4,052,102
SAN BERNARDINO	\$12,666,370	\$20,030,739	\$9,352,991	\$1,200,052	\$1,878,206	\$27,435,630	\$72,563,988
SAN DIEGO	\$18,187,874	\$30,563,970	\$14,235,747	\$1,750,415	\$2,696,950	\$39,395,326	\$106,830,282
SAN FRANCISCO	\$3,669,856	\$5,199,563	\$2,536,657	\$9,600	\$544,177	\$7,948,988	\$19,908,841
SF (City Portion)*	\$6,702,368	\$0	\$5,033,170	\$2,102,163	\$993,846	\$14,517,473	\$29,349,020
SAN JOAQUIN	\$5,272,012	\$6,884,541	\$3,644,090	\$795,174	\$781,749	\$11,419,291	\$28,796,857
SAN LUIS OBISPO	\$2,997,104	\$3,231,074	\$2,071,641	\$622,871	\$444,419	\$6,491,792	\$15,858,902
SAN MATEO	\$4,459,733	\$7,780,219	\$3,568,695	\$320,529	\$661,302	\$9,659,877	\$26,450,355
SANTA BARBARA	\$3,027,229	\$4,217,839	\$2,210,340	\$799,515	\$448,886	\$6,557,043	\$17,260,852
SANTA CLARA	\$9,836,060	\$17,264,284	\$7,727,798	\$277,405	\$1,458,519	\$21,305,116	\$57,869,182
SANTA CRUZ	\$2,024,565	\$2,784,943	\$1,510,009	\$642,696	\$300,208	\$4,385,251	\$11,647,672
SHASTA	\$2,342,110	\$2,409,343	\$1,618,900	\$387,311	\$347,295	\$5,073,060	\$12,178,018
SIERRA	\$410,937	\$413,996	\$284,046	\$32,874	\$60,935	\$890,098	\$2,092,886
SISKIYOU	\$1,687,619	\$1,488,144	\$1,166,506	\$196,113	\$250,245	\$3,655,419	\$8,444,046
SOLANO	\$2,870,161	\$4,340,276	\$1,994,432	\$186,978	\$425,596	\$6,216,830	\$16,034,273
SONOMA	\$4,255,915	\$5,529,246	\$3,122,920	\$1,559,616	\$631,079	\$9,218,403	\$24,317,179
STANISLAUS	\$4,216,036	\$5,167,430	\$2,914,185	\$655,553	\$625,166	\$9,132,025	\$22,710,396
SUTTER	\$1,298,807	\$1,095,849	\$897,754	\$186,726	\$192,591	\$2,813,245	\$6,484,973
TEHAMA	\$1,467,652	\$996,412	\$1,014,462	\$244,642	\$217,628	\$3,178,967	\$7,119,763
TRINITY	\$784,095	\$697,588	\$541,978	\$96,067	\$116,268	\$1,698,366	\$3,934,362
TULARE	\$5,118,120	\$4,164,728	\$3,537,718	\$642,831	\$758,930	\$11,085,957	\$25,308,283
TUOLUMNE	\$1,025,138	\$1,046,720	\$708,590	\$311,209	\$152,010	\$2,220,470	\$5,464,137
VENTURA	\$4,960,226	\$8,357,186	\$3,933,719	\$572,146	\$735,517	\$10,743,955	\$29,302,748
YOLO	\$1,817,079	\$2,045,943	\$1,255,991	\$162,771	\$269,442	\$3,935,832	\$9,487,057
YUBA	\$1,029,125	\$789,763	\$711,346	\$259,235	\$152,602	\$2,229,108	\$5,171,179
TOTALS	\$259,597,368	\$367,358,000	\$194,945,670	\$31,541,394	\$38,493,846	\$562,293,473	\$1,454,229,751

* Add'l City Revenue	HUTA 2107	HUTA 2107.5
San Francisco City	\$6,244,671	\$20,000


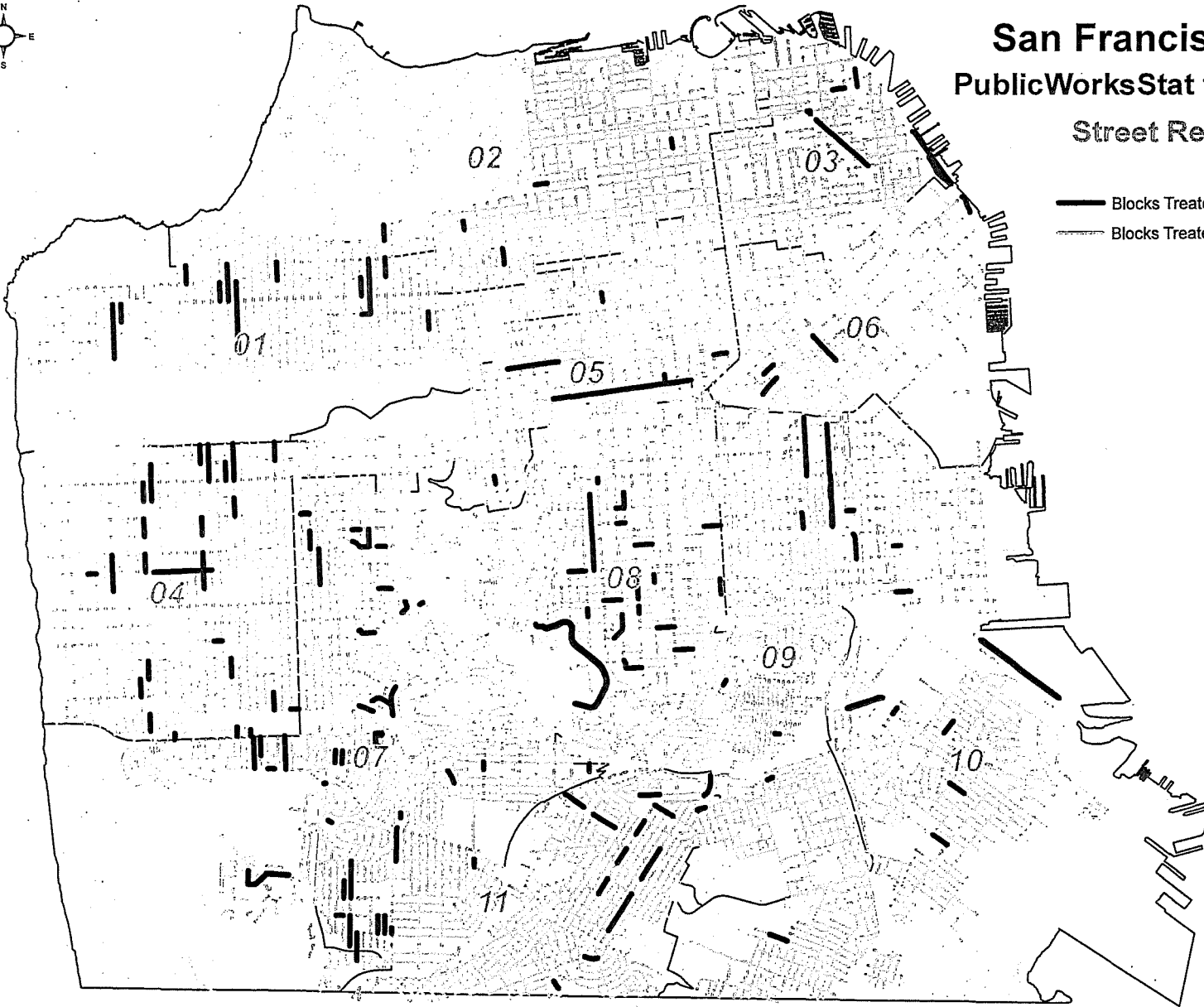


San Francisco Public Works

PublicWorksStat for Design and Construction

Street Resurfacing Program

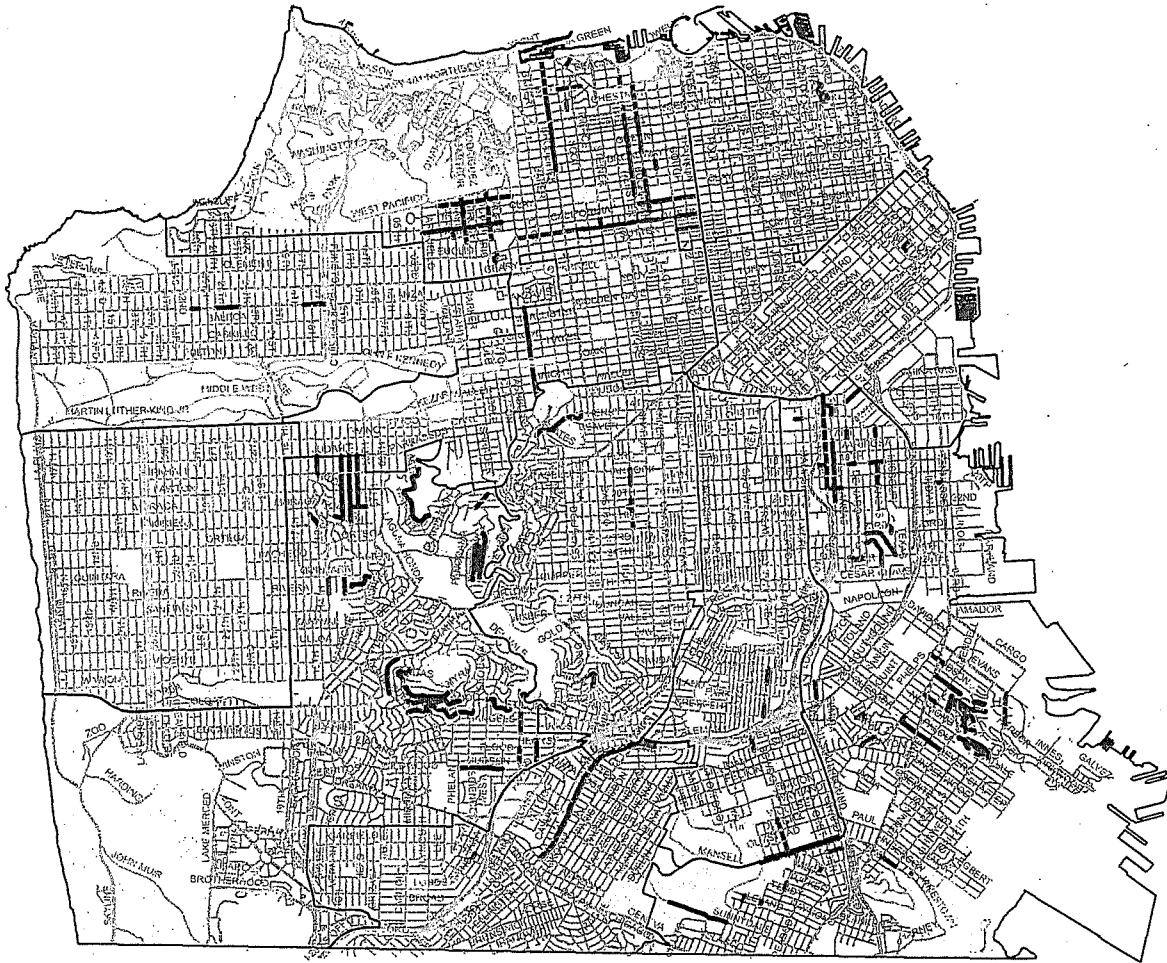
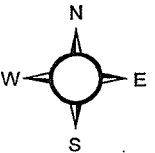
- Blocks Treated in FY 17-18 as of 2018-02 (299)
- - - Blocks Treated FY 09-10 through FY 16-17 (5,455)



PublicWorksStat DC
02/15/2018 Meeting

Disclaimer: Public Works does not guarantee the accuracy or completeness of any information provided. Reports are subject to change. If you have any questions and/or suggestions, please contact Alexandra Bidot (415.554.4883; Alexandra.Bidot@sfdpw.org)

Projected Fiscal Year 18-19 Funding Street Resurfacing Candidates



Legend

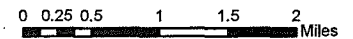
- FY18/19 RMRA Candidates
- FY18/19 Candidates by Other Funding Sources

1613

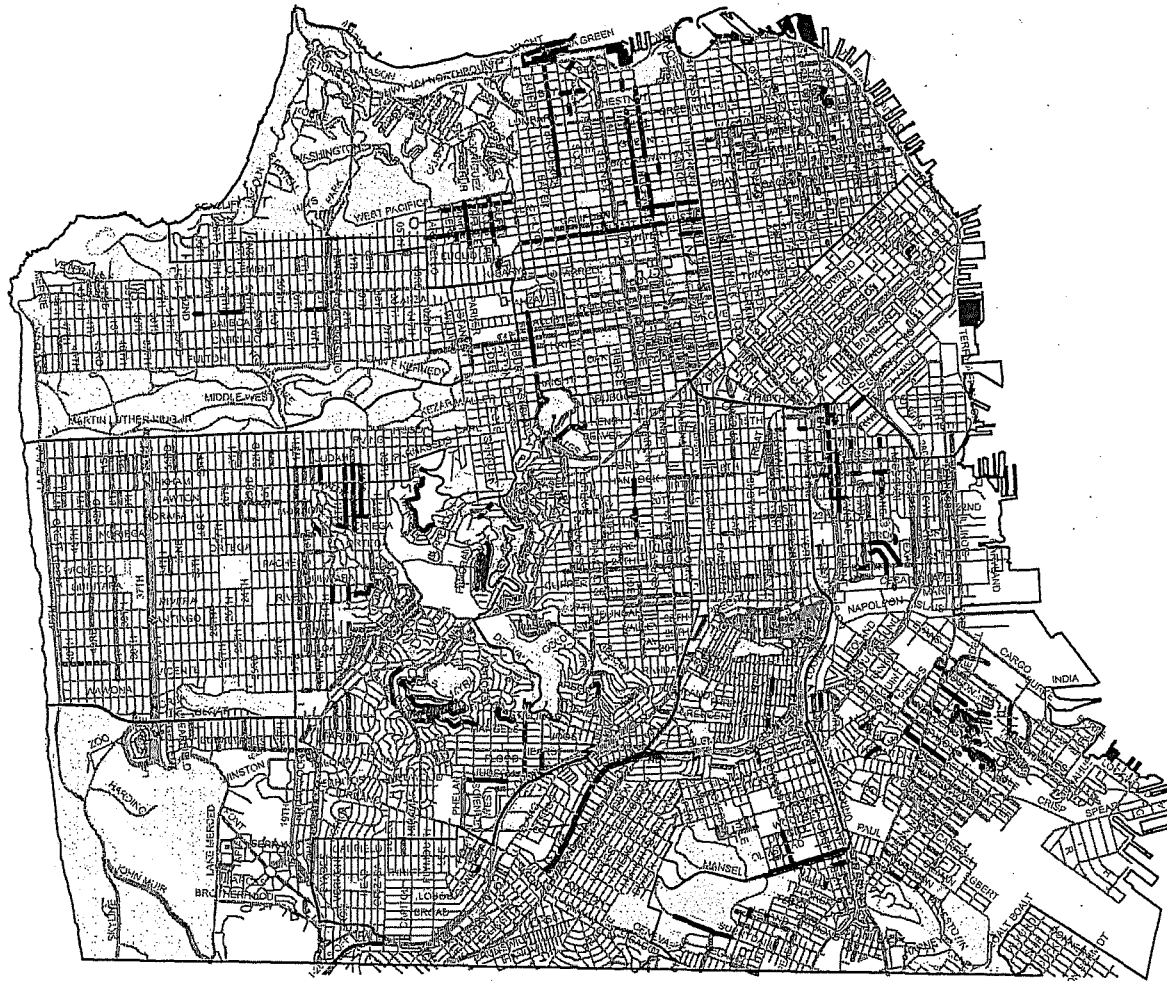
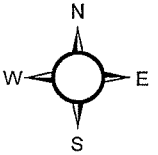
NOTES:

- Candidates to be completed by City Forces and Pavement Preservation Projects are not displayed. As of FY 2015-2016, approximately 300 blocks are completed annually at various locations throughout the City by City Forces and Pavement Preservation Projects.
- All Public Works Street Resurfacing Program candidates are subject to substitution and schedule changes pending available funding, visual confirmation, utility clearances and coordination with other agencies and are NOT guaranteed to be moved forward to construction. Unforeseen challenges such as increased work scope, changing priorities, cost increases or declining revenue may arise causing the Public Works Street Resurfacing Program candidates to be postponed or dropped from consideration.




Information as of March 2018



Projected Fiscal Year 18-19 Funding Street Resurfacing Candidates



Legend

-  FY18/19 RMRA Candidates
-  FY18/19 Candidates by Other Funding Sources
-  FY19/20 to FY 22/23 Candidates


16.14

NEW


NOTES:

- Candidates to be completed by City Forces and Pavement Preservation Projects are not displayed. As of FY 15/16, approximately 300 blocks are completed annually at various locations throughout the City by City Forces and Pavement Preservation Projects.
- All Public Works Street Resurfacing Program candidates are subject to substitution and schedule changes pending available funding, visual confirmation, utility clearances and coordination with other agencies and are NOT guaranteed to be moved forward to construction. Unforeseen challenges such as increased work scope, changing priorities, cost increases or declining revenue may arise causing the Public Works Street Resurfacing Program candidates to be postponed or dropped from consideration.

Information as of March 2018






TO: Angela Calvillo, Clerk of the Board of Supervisors
FROM:  Mayor Farrell
RE: Approve Project List – SB 1 Local Streets and Road Program Road
Maintenance and Rehabilitation Account Funds
DATE: April 10, 2018

Attached for introduction to the Board of Supervisors is a resolution approving the list of projects to be funded with Fiscal Year 2018-2019 Road Maintenance and Rehabilitation Account funds as established by California Senate Bill 1, the Road Repair and Accountability Act of 2017.

I respectfully request that this item be heard at the April 17, 2018 Board of Supervisors meeting on the "Adoption without Committee Reference" portion of the agenda.

Should you have any questions, please contact Andres Power (415) 554-5168.


2018 APR 10 PM 1:57
BOARD OF SUPERVISORS
SAN FRANCISCO

