

File No. 250157

Committee Item No. 3

Board Item No. 15

## COMMITTEE/BOARD OF SUPERVISORS

### AGENDA PACKET CONTENTS LIST

Committee: Rules Committee

Date March 10, 2025

Board of Supervisors Meeting

Date March 18, 2025

#### Cmte Board

- Motion
- Resolution
- Ordinance
- Legislative Digest
- Budget and Legislative Analyst Report
- Youth Commission Report
- Introduction Form
- Department/Agency Cover Letter and/or Report
- Memorandum of Understanding (MOU)
- Grant Information Form
- Grant Budget
- Subcontract Budget
- Contract/Agreement
- Form 126 - Ethics Commission
- Award Letter
- Application
- Form 700
- Information/Vacancies (Boards/Commissions)
- Public Correspondence

#### OTHER (Use back side if additional space is needed)

<input type="checkbox"/>	<input type="checkbox"/>	_____
<input type="checkbox"/>	<input type="checkbox"/>	_____
<input type="checkbox"/>	<input type="checkbox"/>	_____
<input type="checkbox"/>	<input type="checkbox"/>	_____
<input type="checkbox"/>	<input type="checkbox"/>	_____
<input type="checkbox"/>	<input type="checkbox"/>	_____
<input type="checkbox"/>	<input type="checkbox"/>	_____
<input type="checkbox"/>	<input type="checkbox"/>	_____
<input type="checkbox"/>	<input type="checkbox"/>	_____
<input type="checkbox"/>	<input type="checkbox"/>	_____

Completed by: Victor Young Date March 6, 2025

Completed by: \_\_\_\_\_ Date \_\_\_\_\_

1 [Appointment, Veterans Affairs Commission - Nicholas Rusanoff]

2

3 **Motion appointing Nicholas Rusanoff, term ending March 17, 2027, to the Veterans**  
4 **Affairs Commission.**

5

6 MOVED, That the Board of Supervisors of the City and County of San Francisco does  
7 hereby appoint the hereinafter designated person to serve as a member of the Veterans  
8 Affairs Commission, pursuant to the provisions of the San Francisco Administrative Code,  
9 Section 5.102, for the terms specified:

10 Nicholas Rusanoff, seat 9, succeeding himself, term expired January 31, 2025, must  
11 be an at-large appointment, for the unexpired portion of a four-year term ending March 17,  
12 2027.

13

14

15

16

17

18

19

20

21

22

23

24

25

BOARD of SUPERVISORS



City Hall  
1 Dr. Carlton B. Goodlett Place, Room 244  
San Francisco 94102-4689  
Tel. No. (415) 554-5184  
Fax No. (415) 554-5163  
TDD/TTY No. (415) 554-5227

## Application for Boards / Commissions / Committees / Task Forces INSTRUCTIONS AND APPLICATION

San Francisco is a diverse City and County with a wide range of people and issues affecting it. In order to take advantage of the extensive experience and knowledge available throughout our communities, various Boards/Commissions/Committees/Task Forces have been established to bring that knowledge together. These groups and their membership requirements are established by legislation approved through the local, state, and/or federal government.

In addition to setting up the purpose and goals of the various groups, the governing legislation outlines the type of person - in terms of desirable skills and/or knowledge - who can contribute their knowledge and perspective. In this manner, a group of San Franciscans, who are representative of the City and County, can be active participants in addressing issues affecting the entire City and County.

If you are interested in serving the City and County of San Francisco, the following procedures are provided:

1. A list of vacancies and expected vacancies, with their qualifications, can be found at the Office of the Clerk of the Board of Supervisors, at the San Francisco Main Public Library, and online on the Board of Supervisors' website (<http://www.sfbos.org/vacancy>). Please review this list for positions of interest.
2. Submit an application ([http://www.sfbos.org/vacancy\\_application](http://www.sfbos.org/vacancy_application))  
*(List all of the appropriate seat number(s) and/or category/categories for which you qualify. We request applications be received ten (10) days before the scheduled hearing.)*

Applicants may also need to submit a Form 700, Statement of Economic Interests (<https://www.fppc.ca.gov/Form700.html>), along with their application for all bodies listed in [Campaign and Governmental Conduct Code, Section 3.1-103\(a\)\(1\)](#).

3. If the seat(s) you are applying for is vacant and requires the Board of Supervisors' confirmation, the Rules Committee may schedule your application for review. Applicants should expect to appear before the Rules Committee to speak on their qualifications and answer questions during a public hearing.  
*(There are no set instructions on what you are expected to present to the Rules Committee; however, a brief description of how your qualifications distinguish you from other applicants, reasons for your interest in the subject, and/or a short summarization on why you would make a good candidate is appropriate.)*
4. The Rules Committee may or may not make a recommendation for appointment. If a recommendation is made by the Rules Committee, the recommendation is forwarded to the Board of Supervisors for approval. It generally takes approximately 15 days from the date the Rules Committee makes their recommendation, for the individual to become officially appointed.
5. Depending on the type of organization, a new appointee may need to take an Oath of Office.

If there are no vacancies, your application will be retained for one year. If any openings occur during this time, your application will be submitted to the Rules Committee for review.

If you have any further questions, please contact the Rules Committee Clerk at (415) 554-5184. If you require detailed information concerning the operations of a particular Board/Commission/Committee/Task Force, please contact the administering department directly.

(Applications must be submitted to [BOS-Appointments@sfgov.org](mailto:BOS-Appointments@sfgov.org) or to the mailing address listed above.)

BOARD of SUPERVISORS



City Hall
1 Dr. Carlton B. Goodlett Place, Room 244
San Francisco 94102-4689
Tel. No. (415) 554-5184
Fax No. (415) 554-5163
TDD/TTY No. (415) 554-5227

Application for Boards, Commissions, Committees, & Task Forces

Name of Board/Commission/Committee/Task Force: Veterans Affairs Commission

Seat # (Required - see Vacancy Notice for qualifications): Board of Supervisors Seat 9

Nicholas Rusanoff



Zip Code: 94105

Occupation: Veterans Justice Court Volunteer

Work Phone: Employer:

Business Address: Zip Code:

Business Email: Nicholas.Rusanoff.VAC@sfgov.org Home Email:

Pursuant to Charter, Section 4.101(a)(2), Boards and Commissions established by the Charter must consist of residents of the City and County of San Francisco who are 18 years of age or older (unless otherwise stated in the code authority). For certain appointments, the Board of Supervisors may waive the residency requirement.

Resident of San Francisco: Yes [X] No [ ] If No, place of residence:
18 Years of Age or Older: Yes [X] No [ ]

Pursuant to Charter, Section 4.101(a)(1), please state how your qualifications represent the communities of interest, neighborhoods, and the diversity in ethnicity, race, age, sex, sexual orientation, gender identity, types of disabilities, and any other relevant demographic qualities of the City and County of San Francisco:

As a recipient of the Purple Heart and an Iraq War veteran, I have dedicated my life to supporting the needs of veterans in San Francisco. My volunteer work with the Veterans Justice Court allows me to guide veterans through legal challenges, emphasizing rehabilitation and reintegration into society. I have partnered with nonprofits and community organizations to design impactful programs, such as a horsemanship event at the Presidio Riding Club, where veterans connected with nature and experience healing outside harmful environments. This program, in partnership with the Golden Gate National Recreation Area, fostered both mental and physical well-being. Additionally, I supported legislation prioritizing veterans in the Below Market Rate Housing Program lottery, ensuring equitable access to affordable housing for those who served our nation. My commitment to diversity and inclusion is reflected in my advocacy for veterans of all racial, ethnic, and socioeconomic backgrounds, as well as those of different genders, orientations, and abilities. These experiences position me to effectively represent and serve the diverse communities of San Francisco.



**Business and/or Professional Experience:**

I bring experience from my work in public service, nonprofit collaboration, and veteran advocacy. As a volunteer with the Veterans Justice Court, I mentor veterans navigating legal and social challenges, helping them access critical rehabilitation resources. My collaborations with local organizations have allowed me to implement community-driven programs, such as horsemanship therapy at the Presidio Riding Club, which provides emotional healing through equine therapy and outdoor experiences. This program not only connects veterans with nature but also fosters a sense of belonging and safety. I have also advocated for policy changes that benefit veterans, such as the Below Market Rate Housing Program lottery, which ensures that veterans receive equitable access to affordable housing. These roles have improved my ability to manage complex initiatives, coordinate teams, and deliver results that improve the quality of life for underserved populations. My experiences in program development, policy advocacy, and community engagement make me well-equipped to contribute effectively to San Francisco's Veterans Affairs Commission

**Civic Activities:**


I am actively involved in civic activities that serve and uplift veterans and the broader San Francisco community. As a volunteer with the Veterans Justice Court, I work directly with veterans facing legal and personal challenges, advocating for rehabilitation and reintegration programs that create lasting positive impacts. I have also collaborated with local organizations, the Golden Gate National Recreation Area, and nonprofits to design programs like horsemanship therapy at the Presidio Riding Club. This initiative offered veterans a transformative experience, fostering healing and connection to the natural beauty of California's wilderness. Beyond program creation, I regularly engage with nonprofits addressing housing, mental health, and social reintegration challenges for veterans. My advocacy efforts include playing a pivotal role in supporting legislation prioritizing veterans in affordable housing programs, ensuring access to critical resources. These activities demonstrate my dedication to inclusivity, innovation, and addressing systemic barriers, allowing me to make meaningful contributions to the well-being of our community and the advancement of its underserved populations.

Have you attended any meetings of the body to which you are applying? Yes  No

An appearance before the Rules Committee may be required at a scheduled public hearing, prior to the Board of Supervisors considering the recommended appointment. Applications should be received ten (10) days prior to the scheduled public hearing.

Date: 01/12/2025

Applicant's Signature (required):



*(Manually sign or type your complete name.*

*NOTE: By typing your complete name, you are hereby consenting to use of electronic signature.)*

Please Note: Your application will be retained for one year. Once completed, this form, including all attachments, become public record.

**FOR OFFICE USE ONLY:**

Appointed to Seat #: \_\_\_\_\_ Term Expires: \_\_\_\_\_ Date Vacated: \_\_\_\_\_

BOARD of SUPERVISORS



City Hall  
1 Dr. Carlton B. Goodlett Place, Room 244  
San Francisco 94102-4689  
Tel. No. (415) 554-5184  
Fax No. (415) 554-5163  
TDD/TTY No. (415) 554-5227

## Application for Boards / Commissions / Committees / Task Forces INSTRUCTIONS AND APPLICATION

San Francisco is a diverse City and County with a wide range of people and issues affecting it. In order to take advantage of the extensive experience and knowledge available throughout our communities, various Boards/Commissions/Committees/Task Forces have been established to bring that knowledge together. These groups and their membership requirements are established by legislation approved through the local, state, and/or federal government.

In addition to setting up the purpose and goals of the various groups, the governing legislation outlines the type of person - in terms of desirable skills and/or knowledge - who can contribute their knowledge and perspective. In this manner, a group of San Franciscans, who are representative of the City and County, can be active participants in addressing issues affecting the entire City and County.

If you are interested in serving the City and County of San Francisco, the following procedures are provided:

1. A list of vacancies and expected vacancies, with their qualifications, can be found at the Office of the Clerk of the Board of Supervisors, at the San Francisco Main Public Library, and online on the Board of Supervisors' website (<http://www.sfbos.org/vacancy>). Please review this list for positions of interest.
2. Submit an application ([http://www.sfbos.org/vacancy application](http://www.sfbos.org/vacancy_application))  
*(List all of the appropriate seat number(s) and/or category/categories for which you qualify. We request applications be received ten (10) days before the scheduled hearing.)*

Applicants may also need to submit a Form 700, Statement of Economic Interests (<https://www.fppc.ca.gov/Form700.html>), along with their application for all bodies listed in [Campaign and Governmental Conduct Code, Section 3.1-103\(a\)\(1\)](#).

3. If the seat(s) you are applying for is vacant and requires the Board of Supervisors' confirmation, the Rules Committee may schedule your application for review. Applicants should expect to appear before the Rules Committee to speak on their qualifications and answer questions during a public hearing.  
*(There are no set instructions on what you are expected to present to the Rules Committee; however, a brief description of how your qualifications distinguish you from other applicants, reasons for your interest in the subject, and/or a short summarization on why you would make a good candidate is appropriate.)*
4. The Rules Committee may or may not make a recommendation for appointment. If a recommendation is made by the Rules Committee, the recommendation is forwarded to the Board of Supervisors for approval. It generally takes approximately 15 days from the date the Rules Committee makes their recommendation, for the individual to become officially appointed.
5. Depending on the type of organization, a new appointee may need to take an Oath of Office.

If there are no vacancies, your application will be retained for one year. If any openings occur during this time, your application will be submitted to the Rules Committee for review.

If you have any further questions, please contact the Rules Committee Clerk at (415) 554-5184. If you require detailed information concerning the operations of a particular Board/Commission/Committee/Task Force, please contact the administering department directly.

(Applications must be submitted to [BOS-Appointments@sfgov.org](mailto:BOS-Appointments@sfgov.org) or to the mailing address listed above.)

BOARD of SUPERVISORS



City Hall
1 Dr. Carlton B. Goodlett Place, Room 244
San Francisco 94102-4689
Tel. No. (415) 554-5184
Fax No. (415) 554-5163
TDD/TTY No. (415) 554-5227

Application for Boards, Commissions, Committees, & Task Forces

Name of Board/Commission/Committee/Task Force: Veterans Affairs Commission

Seat # (Required - see Vacancy Notice for qualifications): 9 (Expires 1/31/2025)

Full Name: Joshua D. Wagner

[Redacted] Zip Code: 94121
Occupation: Program Manager

Work Phone: (757) 642-1355 Employer: Advanced Technology Group (ATG)

Business Address: I work remotely from my home address in SF Zip Code: 94121

[Redacted] Home Email: [Redacted]

Pursuant to Charter, Section 4.101(a)(2), Boards and Commissions established by the Charter must consist of residents of the City and County of San Francisco who are 18 years of age or older (unless otherwise stated in the code authority). For certain appointments, the Board of Supervisors may waive the residency requirement.

Resident of San Francisco: Yes [X] No [ ] If No, place of residence:
18 Years of Age or Older: Yes [X] No [ ]

Pursuant to Charter, Section 4.101(a)(1), please state how your qualifications represent the communities of interest, neighborhoods, and the diversity in ethnicity, race, age, sex, sexual orientation, gender identity, types of disabilities, and any other relevant demographic qualities of the City and County of San Francisco:

As a former commissioned officer in the Navy, I am intimately aware of the sacrifices our veterans make and the challenges they face when they transition out of the service. As an applicant for Veterans Affairs disability coverage, I am familiar with the process veterans have to navigate when it comes to seeking and obtaining medical care from the VA. I have served as a Navy Command Managed Equal Opportunity Officer, where I was responsible for creating a respectful and inclusive work environment, as well as addressing any discrimination, harassment, and other inappropriate behaviors in my command. As the elected representative of all junior officers in my command, I stood out against rampant gender-based discrimination that was hampering workspace safety, unit cohesion, and the wellbeing of my colleagues. I relish the opportunity to continue representing the wellbeing of our former service members as a member of the San Francisco Veterans Affairs Commission.

**Business and/or Professional Experience:**


Technical Capabilities Manager, Advanced Technology Group: Oct 2024 - Present  
Responsible for managing a program focused on enhancing US soft power in order to reduce the need for use of military force in US foreign policy. Business Development; RV-7 Test Pilot. F/A-18E/F Super Hornet Pilot, United States Navy: Jan 2014 - Oct 2024  
Participated in four aircraft-carrier based deployments to the Indo-Pacific Region; Graduate of TOPGUN Adversary Course; Lectured 1,800 aircrew on US geopolitical relationship with Russia, China, and Iran; Represented 250 Navy personnel as Command Managed Equal Opportunity Officer. Elected out of 32 peers as leader of Junior Officer Protection Association.  
Education:  
University of California, Berkeley; Berkeley Haas Executive MBA (Jul 2025 - May 2027)  
Stanford University; MS Aeronautics and Astronautics, (Jul 2012 - Dec 2013)  
United States Naval Academy; BS Aerospace Engineering (Jun 2008 - May 2012)

**Civic Activities:**

I recently moved to San Francisco in late August 2024 after concluding a twelve-year career of service in the United States Navy. I immediately registered to participate and vote in the November 2024 elections. I have attended San Francisco Board of Supervisors meetings at City Hall, and have visited the Richmond Neighborhood Center to seek opportunities to get involved in the community. My wife and I frequently attend Richmond neighborhood events and enjoy the Clement Street Farmer's Market nearly every Sunday. Now that I am out of the Navy, I am actively looking for ways to give back to my community. Serving as a member of the San Francisco Veterans Affairs Commission would be an excellent way for me to get involved, learn more about the city, and take care of the city's veterans in need.

Have you attended any meetings of the body to which you are applying? Yes  No

An appearance before the Rules Committee may be required at a scheduled public hearing, prior to the Board of Supervisors considering the recommended appointment. Applications should be received ten (10) days prior to the scheduled public hearing.

Date: 27 Jan 2025 Applicant's Signature (required): 

*(Manually sign or type your complete name.  
NOTE: By typing your complete name, you are hereby consenting to use of electronic signature.)*

Please Note: Your application will be retained for one year. Once completed, this form, including all attachments, become public record.

**FOR OFFICE USE ONLY:**

Appointed to Seat #: \_\_\_\_\_ Term Expires: \_\_\_\_\_ Date Vacated: \_\_\_\_\_

BOARD of SUPERVISORS



City Hall  
1 Dr. Carlton B. Goodlett Place, Room 244  
San Francisco 94102-4689  
Tel. No. (415) 554-5184  
Fax No. (415) 554-5163  
TDD/TTY No. (415) 554-5227

## Application for Boards / Commissions / Committees / Task Forces INSTRUCTIONS AND APPLICATION

San Francisco is a diverse City and County with a wide range of people and issues affecting it. In order to take advantage of the extensive experience and knowledge available throughout our communities, various Boards/Commissions/Committees/Task Forces have been established to bring that knowledge together. These groups and their membership requirements are established by legislation approved through the local, state, and/or federal government.

In addition to setting up the purpose and goals of the various groups, the governing legislation outlines the type of person - in terms of desirable skills and/or knowledge - who can contribute their knowledge and perspective. In this manner, a group of San Franciscans, who are representative of the City and County, can be active participants in addressing issues affecting the entire City and County.

If you are interested in serving the City and County of San Francisco, the following procedures are provided:

1. A list of vacancies and expected vacancies, with their qualifications, can be found at the Office of the Clerk of the Board of Supervisors, at the San Francisco Main Public Library, and online on the Board of Supervisors' website (<http://www.sfbos.org/vacancy>). Please review this list for positions of interest.
2. Submit an application ([http://www.sfbos.org/vacancy\\_application](http://www.sfbos.org/vacancy_application))  
*(List all of the appropriate seat number(s) and/or category/categories for which you qualify. We request applications be received ten (10) days before the scheduled hearing.)*

Applicants may also need to submit a Form 700, Statement of Economic Interests (<https://www.fppc.ca.gov/Form700.html>), along with their application for all bodies listed in [Campaign and Governmental Conduct Code, Section 3.1-103\(a\)\(1\)](#).

3. If the seat(s) you are applying for is vacant and requires the Board of Supervisors' confirmation, the Rules Committee may schedule your application for review. Applicants should expect to appear before the Rules Committee to speak on their qualifications and answer questions during a public hearing.  
*(There are no set instructions on what you are expected to present to the Rules Committee; however, a brief description of how your qualifications distinguish you from other applicants, reasons for your interest in the subject, and/or a short summarization on why you would make a good candidate is appropriate.)*
4. The Rules Committee may or may not make a recommendation for appointment. If a recommendation is made by the Rules Committee, the recommendation is forwarded to the Board of Supervisors for approval. It generally takes approximately 15 days from the date the Rules Committee makes their recommendation, for the individual to become officially appointed.
5. Depending on the type of organization, a new appointee may need to take an Oath of Office.

If there are no vacancies, your application will be retained for one year. If any openings occur during this time, your application will be submitted to the Rules Committee for review.

If you have any further questions, please contact the Rules Committee Clerk at (415) 554-5184. If you require detailed information concerning the operations of a particular Board/Commission/Committee/Task Force, please contact the administering department directly.

(Applications must be submitted to [BOS-Appointments@sfgov.org](mailto:BOS-Appointments@sfgov.org) or to the mailing address listed above.)



BOARD of SUPERVISORS



City Hall
1 Dr. Carlton B. Goodlett Place, Room 244
San Francisco 94102-4689
Tel. No. (415) 554-5184
Fax No. (415) 554-5163
TDD/TTY No. (415) 554-5227

Application for Boards, Commissions, Committees, & Task Forces

Name of Board/Commission/Committee/Task Force: Veterans Affairs Commission

Seat # (Required - see Vacancy Notice for qualifications): 3

Full Name: Barklee

[Redacted] San Francisco CA Zip Code: 94158

[Redacted] Occupation: Support Engineer

Work Phone: [Redacted] Employer: Robin Hood

Business Address: [Redacted] Zip Code: [Redacted]

Business Email: [Redacted] Home Email: [Redacted]

Pursuant to Charter, Section 4.101(a)(2), Boards and Commissions established by the Charter must consist of residents of the City and County of San Francisco who are 18 years of age or older (unless otherwise stated in the code authority). For certain appointments, the Board of Supervisors may waive the residency requirement.

Resident of San Francisco: Yes [X] No [ ] If No, place of residence: [Redacted]
18 Years of Age or Older: Yes [ ] No [ ]

Pursuant to Charter, Section 4.101(a)(1), please state how your qualifications represent the communities of interest, neighborhoods, and the diversity in ethnicity, race, age, sex, sexual orientation, gender identity, types of disabilities, and any other relevant demographic qualities of the City and County of San Francisco:
As a resident of San Francisco deeply engaged in community service and advocacy, I believe my qualifications effectively represent the diverse communities and neighborhoods within the City and County of San Francisco
Living with multiple physical disabilities, including right knee meniscus tear, cervical spine strain, radiculopathy, and obstructive sleep apnea, I intimately understand the challenges faced by individuals with physical limitations. This personal experience enables me to advocate effectively for accessibility and accommodations within the city infrastructure and services.
Mental Health Challenges: My experiences with mental health conditions such as post-traumatic stress disorder (PTSD), major depressive disorder with anxious distress, anxiety, ADHD, dyslexia, dyscalculia, and complex PTSD provide me with a deep understanding of the mental health issues affecting many residents. I am committed to promoting mental health awareness and ensuring that city policies are inclusive of those facing similar challenges.

(Applications must be submitted to BOS-Appointments@sfgov.org or to the mailing address listed above.)

**Business and/or Professional Experience:**

Community Advocacy in District 6: Serving as a Public Utilities Advisory Board Member for District 6 with the San Francisco Public Utilities Commission, I have actively represented the interests and concerns of residents in this diverse neighborhood. I successfully advocated for improved utility services, including the implementation of comprehensive inspection and oversight measures for the Treasure Island grid, reducing power outages that affected the community for over 25 years.

Urban Planning and Environmental Justice: As a Volunteer Urban Planning Consultant on the Treasure Island Citizen's Advisory Board, I collaborated with community members from various backgrounds to address redevelopment projects, housing rights, and environmental justice issues. My efforts led to tangible improvements such as toll exemptions for current residents, park renovations, and the establishment of a vaccine site during the COVID-19 pandemic.

**Civic Activities:**

Veteran Representation: Having served in the U.S. Army National Guard as a Signal Support Systems Specialist, I represent the veteran community within San Francisco. My military background equips me with leadership skills and a strong sense of duty, which I bring to my civic engagements.

Professional Expertise in Technology and Cybersecurity: With over 15 years of experience in the tech industry, including roles at Meta Platforms, Inc., I bring a wealth of knowledge in technology, cybersecurity, and systems administration. This expertise allows me to contribute to the city's efforts in innovation and digital equity, ensuring that technological advancements benefit all communities.

Commitment to Environmental Equity: As a Volunteer Policy Advisor and Environmental Equity Consultant for the San Francisco Planning Department, I worked towards creating sustainable and equitable environments for low-income communities and communities of color. My focus on environmental justice reflects my dedication to addressing systemic inequalities that affect marginalized populations.

Have you attended any meetings of the body to which you are applying? Yes  No

An appearance before the Rules Committee may be required at a scheduled public hearing, prior to the Board of Supervisors considering the recommended appointment. Applications should be received ten (10) days prior to the scheduled public hearing.

Barklee Sanders

Date: 10/07/2024 Applicant's Signature (required): \_\_\_\_\_

*(Manually sign or type your complete name.*

*NOTE: By typing your complete name, you are hereby consenting to use of electronic signature.)*

Please Note: Your application will be retained for one year. Once completed, this form, including all attachments, become public record.

**FOR OFFICE USE ONLY:**

Appointed to Seat #: \_\_\_\_\_ Term Expires: \_\_\_\_\_ Date Vacated: \_\_\_\_\_



## VETERANS AFFAIRS COMMISSION

The below listed summary of seats, term expirations and membership information shall serve as notice of vacancies, upcoming term expirations, and information on currently held seats, appointed by the Board of Supervisors. Appointments by other bodies are listed, if available.

Seat numbers listed as "VACANT" are open for immediate appointment. However, you are able to submit applications for all seats and your application will be maintained for one year, in the event that an unexpected vacancy or opening occurs.

### Membership and Seat Qualifications

Seat #	Appointing Authority	Seat Holder	Term Ending	Qualification
1	BOS	Jenny Perez	3/17/27	Shall be a spouse, domestic partner, or a widow/widower of a veteran; for a four-year term; for a four-year term.
2	BOS	Deborah Dacumos	3/17/27	Shall be held by women veterans; for a four year term.
3	BOS	John Reissenweber	3/17/27	Individual who served in the Armed Forces of the United States and who has a physical disability arising from that service; for a four-year term.
4	BOS	Jason Chittavong	3/17/27	At-large; for a four-year term.
5	BOS	Hanley Chan	3/17/27	At-large; for a four-year term.
6	BOS	Prince Kelly Jordan	3/17/27	At-large; for a four-year term.
7	BOS	James Boatman	3/17/27	At-large; for a four-year term.
8	BOS	Darya Kutovaya	3/17/27	At-large; for a four-year term.
9	BOS	Nicholas Rusanoff (Term expires 1/31/25)	3/17/27	At-large; for a four-year term.
10	Mayor	Courtney Ellington	3/17/27	Shall be held by women veterans; for a four-year term.



Seat #	Appointing Authority	Seat Holder	Term Ending	Qualification
11	Mayor	Ikram Mansori	3/17/27	Individual who served in the Armed Forces of the United States and who has a physical disability arising from that service; for a four-year term.
12	Mayor	Bill Barnickel	3/17/27	At-large; for a four-year term.
13	Mayor	Joseph Baba	3/17/27	At-large; for a four-year term.

**BOARD OF SUPERVISORS (BOS) APPLICATION FORMS AVAILABLE HERE**

- English - [https://sfbos.org/sites/default/files/vacancy\\_application.pdf](https://sfbos.org/sites/default/files/vacancy_application.pdf)
- 中文 - [https://sfbos.org/sites/default/files/vacancy\\_application\\_CHI.pdf](https://sfbos.org/sites/default/files/vacancy_application_CHI.pdf)
- Español - [https://sfbos.org/sites/default/files/vacancy\\_application\\_SPA.pdf](https://sfbos.org/sites/default/files/vacancy_application_SPA.pdf)
- Filipino - [https://sfbos.org/sites/default/files/vacancy\\_application\\_FIL.pdf](https://sfbos.org/sites/default/files/vacancy_application_FIL.pdf)

(For seats appointed by other Authorities please contact the Board / Commission / Committee / Task Force (see below) or the appointing authority directly.)

*Please Note: Depending upon the posting date, a vacancy may have already been filled. To determine if a vacancy for this Commission is still available, or if you require additional information, please call the Rules Committee Clerk at (415) 554-5184.*

Applications and other documents may be submitted to [BOS-Appointments@sfgov.org](mailto:BOS-Appointments@sfgov.org)

**Next Steps:** Applicants who meet minimum qualifications will be contacted by the Rules Committee Clerk once the Rules Committee Chair determines the date of the hearing. Members of the Rules Committee will consider the appointment(s) at the meeting and applicant(s) may be asked to state their qualifications. The appointment of the individual(s) who is recommended by the Rules Committee will be forwarded to the Board of Supervisors for final approval.

The Veterans Affairs Commission consists of a total of thirteen (13) members, nine (9) of whom are appointed by the Board of Supervisors (seats 1 through 9) and four (4) of whom are appointed by the Mayor (seats 10 through 13) as follows:

- Seat 1 – shall be a spouse, registered/certified domestic partner, or a widow/widower of a veteran who served in the Armed Forces of the United States of America.
- Seats 2 and 10 - shall be women veterans.
- Seats 3 and 11 – shall be individuals who served in the Armed Forces of the United States of America and who has a physical disability arising from that services, in accordance with the definitions applied in such cases by the Veterans Administration.
- Seats 4-9 and 11-13 – are not subject to the requirements set for in the legislations (at-large).

The term of each member of the Commission shall be four (4) years.

*Continuing Membership on the Commission. The clerk of the Commission, in consultation with the Clerk of the Board of Supervisors, shall, upon the effective date of the ordinance in Board File No. 221269, changing the number of the seats on the Commission, assign existing Commission members, including members with expired terms serving as holdover appointees, to Seats 1-13 in accord with the requirements of Section 5.102. Their terms of office shall be aligned with the terms of office extant prior to the effective date of the aforementioned ordinance; with the understanding that holdover appointees shall not thereby acquire any permanent or other special status. New appointments made to Commission Seats 1 through 13 following the effective date of the aforementioned ordinance shall be made in accordance with Section 5.102.*

The Commission shall directly advise the Mayor and the Board of Supervisors on all matters affecting veterans of the Armed Forces of the United States of America, on the problems, interests and needs of veterans who are residents of the City and County of San Francisco and on the coordination of economic development, health care, and social services programs as they relate to veterans who are residents of the City and County of San Francisco.

The Commission shall have the power and duty to:

- Hold hearings and submit recommendations to the Board of Supervisors and the Mayor regarding the problems, interests, and needs of veterans; and
- Make recommendations to the Board of Supervisors and the Mayor concerning the coordination of economic development health care and social services programs as they relate to veterans who are residents of the City and County of San Francisco.

Holdover Limit: Not Applicable

Authority: Administrative Code Article XI of Chapter 5, Sections 5.102 and 5.103

Reports: The Commission shall render an annual written report of its activities to the Board of Supervisors and the Mayor.

Sunset Date: None

Contact: Mary Murphy ([Mary.C.Murphy@sfgov.org](mailto:Mary.C.Murphy@sfgov.org))  
Commission Secretary

Veterans Affairs Commission  
City Hall, Room 200  
1 Dr. Carlton B. Goodlett Place  
San Francisco, CA 94102

Updated: December 30, 2024



Gender Analysis  
San Francisco Commissions and Boards  
FY 2020-2021





London N. Breed  
Mayor

City and County of San Francisco  
**Department on the Status of Women**



Dear Honorable Mayor London N. Breed and Board of Supervisors:

Please find attached the 2021 Gender Analysis of Commissions and Boards Report. We are pleased to share that under Mayor Breed's leadership, representation of women, people of color, and women of color on policy bodies continues to increase. Mayoral appointments are more diverse based on gender and race compared to both supervisorial appointments and appointments in general.

Overall, policy bodies have a larger percentage of women, members of the LGBTQIA+ community, and Veterans<sup>1</sup> than the general San Francisco population. The percentage of women of color and people with disabilities appointed to policy bodies is near equal to the general population. Fiscal year 2020-2021 saw the largest increase in representation of women on policy bodies since the Department on the Status of Women started collecting data in 2009. Women of color have the highest representation of appointees to date.

Black and African American women and men are notably well-represented on San Francisco policy bodies. Black women are 8 percent of appointees compared to 2.4 percent of the general San Francisco population, and Black men are 4 percent of appointees compared to 2.5 percent of the general San Francisco population. Additionally, almost 1-in-4 appointees who responded to the survey question identify as a member of the LGBTQIA+ community.

Commissions that oversee the largest budgets have members of the LGBTQIA+ community, people with disabilities, and Veterans represented at higher percentages than the general population.

While San Francisco continues to make strides in diversity, there is still work to do in achieving parity of representation for Latinx and Asian groups in appointed positions overall, as well as women, people of color, and women of color on Commissions overseeing the largest budgets. The Department applauds Mayor Breed for remaining committed to diversifying policy body appointments across all diversity categories, including for positions of influence and authority.

Thank you to Department staff who worked on this report and to members of the Commission on the Status of Women for their ongoing advocacy for intersectional gender equity efforts.

Kimberly Ellis, Director of the Department on the Status of Women

A handwritten signature in black ink, appearing to read "Kimberly Ellis".

---

<sup>1</sup> "Veterans" refers to people who have served and/or have an immediate family member who has served in the military.



## Table of Contents

I. Introduction.....	1
II. Findings .....	2
A. Gender.....	2
B. Race and Ethnicity.....	5
C. Race and Ethnicity by Gender.....	8
D. LGBTQIA+ Identity .....	10
E. Disability Status .....	11
F. Veteran Status .....	12
G. Policy Bodies by Budget.....	14
H. Comparison of Advisory Body, Commission, and Board Demographics .....	16
I. Demographics of Mayoral, Supervisorial, and Total Appointees.....	17
J. Religious Affiliations .....	18
III. Methodology and Limitations.....	19
IV. Conclusion.....	21
V. Appendix.....	23
VI. Acknowledgements.....	29



## Table of Figures

Figure 1: Summary Data of Policy Body Demographics, 2021.....	2
Figure 2: 12-Year Comparison of Representation of Women on Policy Bodies.....	2
Figure 3: Commissions and Boards with Highest Percentages of Women, 2021 Compared to 2017 and 2019.....	3
Figure 4: Commissions and Boards with Lowest Percentage of Women, 2021 Compared to 2017 and 2019.....	4
Figure 5: Advisory Bodies with the Highest Percentage of Women, 2021.....	4
Figure 6: 10-Year Comparison of Representation of People of Color on Policy Bodies.....	5
Figure 7: Race and Ethnicity of Appointees Compared to San Francisco Population, 2021.....	6
Figure 8: Commissions and Boards with Highest Percentage of People of Color, 2021 Compared to 2019 and 2017.....	7
Figure 9: Commissions and Boards with Lowest Percentage of People of Color, 2021 Compared to 2019 and 2017.....	7
Figure 10: 10-Year Comparison of Representation of Women of Color on Policy Bodies.....	8
Figure 11: Appointees by Race/Ethnicity and Gender, 2021.....	9
Figure 12: San Francisco Population by Race/Ethnicity, 2019.....	9
Figure 13: LGBTQIA+ Identity of Appointees, 2021.....	10
Figure 14: LGBTQIA+ Population of Appointees, 2019.....	11
Figure 15: Disability Status of Appointees, 2021.....	11
Figure 16: Appointees with One or More Disabilities by Gender Identity, 2021.....	12
Figure 17: San Francisco Adult Population with Military Service by Gender, 2019.....	13
Figure 18: Appointees with Military Service, 2021.....	13
Figure 19: Appointees with Military Service by Gender, 2021.....	14
Figure 20: Percent of Women, Women of Color, and People of Color on Commissions and Boards with Largest and Smallest Budgets in Fiscal Year 2020-2021.....	15
Figure 21: Demographics of Commissions and Boards with Largest Budgets, 2021.....	15
Figure 22: Demographics of Commissions and Boards with Smallest Budgets, 2021.....	16
Figure 23: Demographics of Appointees on Commission and Boards and Advisory Bodies, 2021.....	17
Figure 24: Demographics of Mayoral, Supervisorial, and Total Appointees, 2021.....	18
Figure 25: Religious Affiliations of Appointees, 2021.....	19
Figure 26: Policy Body Demographics, 2021.....	23
Figure 27: San Francisco Population Estimates by Race/Ethnicity and Gender, 2017.....	28

## Executive Summary

---

In 2008, San Francisco voters approved a City Charter Amendment (section 4.101) establishing as City policy for the membership of Commissions and Boards to reflect the diversity of San Francisco's population and appointing officials be urged to support the nomination, appointment, and confirmation of these candidates. Additionally, it requires the San Francisco Department on the Status of Women to conduct and publish a gender analysis of Commissions and Boards every two years.

The 2021 Gender Analysis of Commissions and Boards Report (2021 Gender Analysis Report) evaluates representation of the following groups across appointments to San Francisco policy bodies:

- Women
- People of color
- LGBTQIA+ individuals
- People with disabilities
- Veterans (or people who have immediate family members that have served)
- Various religious affiliations

The report includes policy bodies such as task forces, committees, and Advisory Bodies, in addition to Commissions and Boards.

This year, data was collected from 92 policy bodies and from a total of 349 members, mostly appointed by the Mayor and Board of Supervisors. The policy bodies surveyed for the 2021 Gender Analysis Report fall under two categories designated by the San Francisco Office of the City Attorney.<sup>2</sup> The first category, referred to as "Commissions and Boards," are policy bodies with decision-making authority and whose members are required to submit financial disclosures to the Ethics Commission. The second category, referred to as "Advisory Bodies," are policy bodies with advisory function whose members do not submit financial disclosures to the Ethics Commission. The report examines policy bodies and appointees both comprehensively as a whole and separately by the two categories.

Several changes were made to the survey questions for the 2021 Gender Analysis Report. Sexual Orientation and Gender Identity (SOGI) categories were aligned with the latest classifications used by the Office of Transgender Initiatives. The classification of Veteran Status was also expanded to include individuals with close family members that have served in the military and armed forces. This addition to Veteran Status was adopted based on feedback from previous reports.

While the overall number of policy bodies that submitted data increased compared to 2019, the total number of individual members who participated in the survey was dramatically less than the number who participated in 2019. Due to the pandemic, data collection methods

<sup>2</sup> "Sec. 3.1-103. Filing Officers." *American Legal Publishing Corporation*, [https://codelibrary.amlegal.com/codes/san\\_francisco/latest/sf\\_campaign/0-0-0-979](https://codelibrary.amlegal.com/codes/san_francisco/latest/sf_campaign/0-0-0-979).

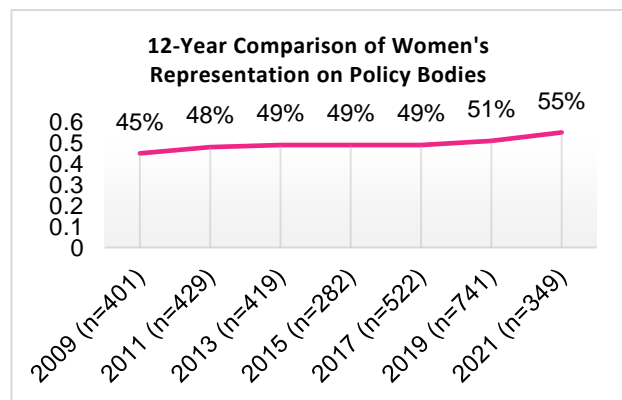
were limited compared to previous years, including the ability to conduct paper surveys and in-person meetings. Reliance on online surveying significantly reduced the level of participation, despite three to five direct contact efforts with policy bodies via phone and email. Moving forward, in addition to collecting data through paper/in-person surveys, when possible, the Department on the Status of Women recommends that all policy body appointees be required to take a training on the Gender Analysis survey process, alongside the required Ethics training, to guarantee participation.

Similarly, due to census data not being collected during COVID-19, updated demographic information on the general population of San Francisco was not available for years more recent than 2019. In this report, data on the San Francisco population references data from previous years (2015-2019) populations.

## Key Findings

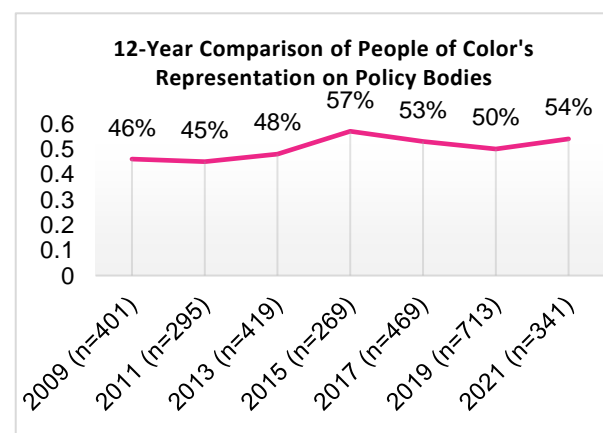
### Gender

- Women's representation on policy bodies is 55%, above parity with the San Francisco female population of 49%.
- FY 2021 oversaw the largest increase in the representation of women on San Francisco policy bodies since 2009.



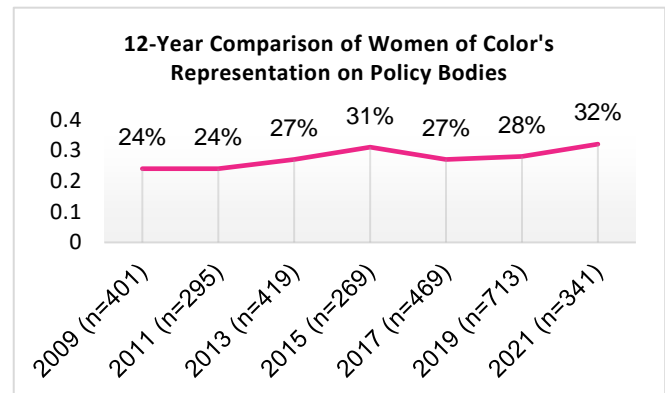
### Race and Ethnicity

- The representation of people of color on policy bodies is 54%. Comparatively, in San Francisco, 62% of the population identifies with a race other than white.
- While the overall representation of people of color has increased since the 2019 report at 50%, representation has still decreased compared to 57% in 2015.
- As found in previous reports, Latinx and Asian groups are underrepresented on San Francisco policy bodies as compared to the population. Latinx individuals are 15% of the population but make up only 9% of appointees. Asian individuals are 36% of the population but make up only 26% of appointees.



## Race and Ethnicity by Gender

- On the whole, women of color are 32% of the San Francisco population and 32% of appointees. This 4% increase is the highest representation of women of color appointees to date.
- Meanwhile, men of color are underrepresented at 21% of appointees compared to 31% of the San Francisco population.



- Both white women and men are overrepresented on San Francisco policy bodies. White women are 25% of appointees compared to 17% of the San Francisco population. White men are 21% of appointees compared to 20% of the population.
- Black and African American women and men are well-represented on San Francisco policy bodies. Black women are 8% of appointees compared to 2.4% of the population, and Black men are 4% of appointees compared to 2.5% of the population.
- Latinx women are 7% of the San Francisco population but 4% of appointees, and Latinx men are 7% of the population but 4% of appointees.
- Asian women are 17% of the San Francisco population but 15% of appointees, and Asian men are 15% of the population but 11% of appointees.

## Additional Demographics

- Out of the 74% of appointees who responded to the survey question on LGBTQIA+ identity, 23% identify as lesbian, gay, bisexual, transgender, nonbinary, queer, or questioning, and 77% of appointees identify as straight/heterosexual.
- Out of the 70% of appointees who responded to the question on Disability Status, 12.6% identify as having one or more disabilities, which is just above parity of the 12% of the adult population with a Disability Status in San Francisco.
- Out of the 67% of appointees who responded to the question on Veteran Status, 22% have served in the military (or have an immediate family member who has served) compared to 3% of the San Francisco population (census data on military service does not include immediate family members who have served).

### **Proxies for Influence: Budget and Authority**

- Although women are half of all appointees, those Commissions and Boards with the largest budgets have fewer women, and especially fewer women of color. Meanwhile, representation of women on Boards and Commissions with the smallest budgets are just below parity with the San Francisco population.
- Although still underrepresented relative to the San Francisco population, there is a larger percentage of people of color on Commissions and Boards with both the largest and smallest budgets compared to overall appointees.
- The percentage of total women is greater on Advisory Bodies than Commissions and Boards. Women are 60% of appointees on Advisory Bodies and 53% of appointees on Commissions and Boards. The percentage of women of color on Advisory Bodies is also higher than on Commissions and Boards.

### **Appointing Authorities**

- Mayoral appointments include 60% women, 59% people of color, and 37% women of color, which is more diverse by gender and race compared to both Supervisorial appointments and total appointments.

### **Demographics of Appointees Compared to the San Francisco Population**

	<b>Women</b>	<b>People of Color</b>	<b>Women of Color</b>	<b>LGBTQIA+</b>	<b>Disability Status</b>	<b>Veteran Status</b>
San Francisco Population**	49%	62%	32%	6%-15%*	12%	2.7%
Total Appointees	55%	54%	32%	23%	13%	22%
10 Largest Budgeted Commissions and Boards	43%	44%	21%	16%	15%	20%
10 Smallest Budgeted Commissions and Boards	48%	43%	29%	17%	9%	12%
Commissions and Boards	53%	53%	30%	18%	11%	21%
Advisory Bodies	60%	53%	33%	31%	15%	20%

*San Francisco population estimates come from the 2017 and 2018 American Community Survey 5-Year Estimates, SF DOSW Data Collection and Analysis Report, 2021.*

*\*Note: Estimates vary by source. See page 16 for a detailed breakdown.*

*\*\*Due to the COVID-19 pandemic, updated data is unavailable for race/ethnicity, LGBTQIA+ status, Disability Status, and Veteran Status in 2021. Therefore, the data used to represent the San Francisco population is from the 2019 Gender Analysis Report.*

## I. Introduction

---

Inspired by the fourth U.N. World Conference on Women in Beijing, San Francisco became the first city in the world to adopt a local ordinance reflecting the principles of the U.N. Convention on the Elimination of All Forms of Discrimination Against Women (CEDAW), an international bill of rights for women. The CEDAW Ordinance was passed unanimously by the San Francisco Board of Supervisors and signed into law by Mayor Willie L. Brown, Jr. on April 13, 1998.<sup>3</sup> In 2002, the CEDAW Ordinance was revised to address the intersection of race and gender and incorporate reference to the U.N. Convention on the Elimination of all Forms of Race Discrimination. The Ordinance requires the City to take proactive steps to ensure gender equity and specifies "gender analysis" as a preventive tool to identify and address discrimination. Since 1998, the Department on the Status of Women has employed this tool to analyze the operations of 10 City Departments using a gender lens.

In 2007, the Department on the Status of Women conducted the first gender analysis to evaluate the number of women appointed to City Commissions and Boards. The findings of this analysis informed a City Charter Amendment developed by the Board of Supervisors for the June 2008 Election. This City Charter Amendment (section 4.101) was overwhelmingly approved by voters and made it City policy that:

- The membership of Commissions and Boards are to reflect the diversity of San Francisco's population,
- Appointing officials are to be urged to support the nomination, appointment, and confirmation of these candidates, and
- The Department on the Status of Women is required to conduct and publish a gender analysis of Commissions and Boards every two years.

The 2021 Gender Analysis Report examines the representation of women, people of color, LGBTQIA+ individuals, people with disabilities, Veterans, and religious affiliations of appointees on San Francisco policy bodies. As was the case for the 2019 Gender Analysis Report, this year's analysis involved increased outreach to policy bodies as compared to previous analyses that were limited to Commissions and Boards. As a result, the data collection and analysis examine a more diverse and expansive layout of City policy bodies. These policy bodies fall under two categories designated by the San Francisco Office of the City Attorney. The first category, referred to as "Commissions and Boards," are policy bodies with decision-making authority and whose members are required to submit financial disclosures to the Ethics Commission. The second category, referred to as "Advisory Bodies," are policy bodies with advisory function whose members do not submit financial disclosures to the Ethics Commission. A detailed description of methodology and limitations can be found on page 27.

---

<sup>3</sup> San Francisco Administrative Code Chapter 33.A.  
[http://library.amlegal.com/nxt/gateway.dll/California/administrative/chapter33alocalimplementationoftheunited?  
f=templates\\$fn=default.htm\\$3.0\\$vid=amlegal:sanfrancisco\\_ca\\$anc=JD\\_Chapter33A.](http://library.amlegal.com/nxt/gateway.dll/California/administrative/chapter33alocalimplementationoftheunited?f=templates$fn=default.htm$3.0$vid=amlegal:sanfrancisco_ca$anc=JD_Chapter33A)

## II. Findings

Many aspects of San Francisco's diversity are reflected in the overall population of appointees on San Francisco policy bodies. The analysis includes data from 92 policy bodies, of which 788 of the 979 seats are filled, leaving 20% vacant. As outlined below in Figure 1, slightly more than half of appointees are women and people of color, 32% are women of color, 23% identify as LGBTQIA+, 13% have a disability, and 22% are Veterans.

**Figure 1: Summary Data of Policy Body Demographics, 2021**

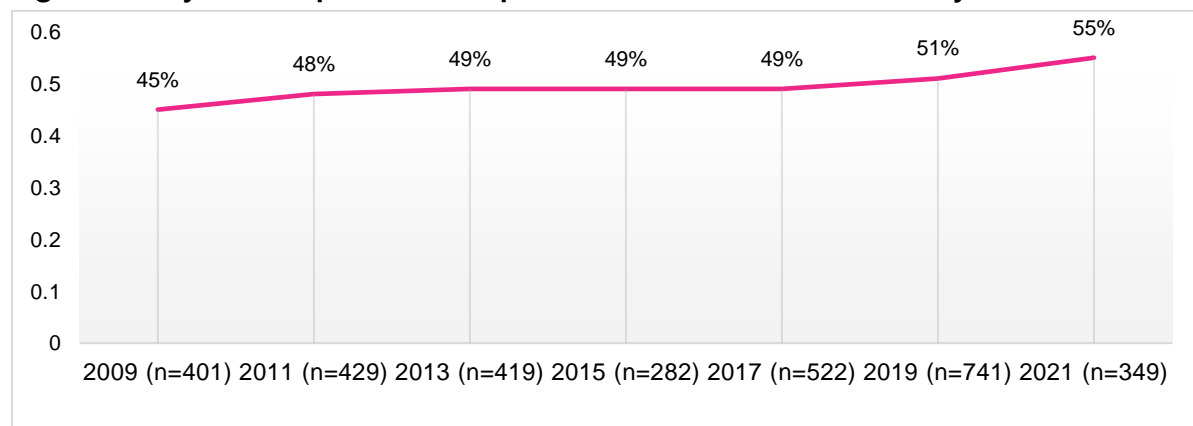
Appointee Demographics	Percentage of Appointees
Women (n=349)	55%
People of Color (n=341)	54%
Women of Color (n=341)	32%
LGBTQIA+ Identifying (n=334)	23%
People with Disabilities (n=349)	13%
Veteran Status (n=349)	22%

However, further analysis reveals underrepresentation of particular groups. Subsequent sections present comprehensive data analysis providing comparison to previous years, detailing the variables of gender, race/ethnicity, LGBTQIA+ identity, Disability Status, Veteran Status, religious affiliations, and policy body characteristics of budget size, decision-making authority, and appointment authority.

### A. Gender

On San Francisco policy bodies, 55% of appointees identify as women, which is above parity compared to the San Francisco female population of 49%. The representation of women remained stable at 49% from 2013 until 2017, with a slight increase to 51% in 2019. This increase could be partly due to the larger sample size used in the 2019 analysis compared to previous years. A 12-year comparison shows that the representation of women appointees has gradually increased since 2009 by a total of ten percentage points.

**Figure 2: 12-year Comparison of Representation of Women on Policy Bodies**



Figures 3 and 4 analyze Commissions and Boards. Figure 3 showcases the five Commissions and Boards with the highest representation of women appointees as compared to 2017 and 2019. The Commission on the Status of Women is currently comprised of all women appointees. This finding has been consistent for the Commission on the Status of Women since 2015. The Aging and Adult Services Commission, Health Commission, and Library Commission are all at 71%, respectively.

**Figure 3: Commissions and Boards with the Highest Percentages of Women, 2021 Compared to 2017 and 2019**

Policy Body	Percent of Women	Response Rate	2019 Percent	2017 Percent
Commission on the Status of Women	100%	100%	100%	100%
Arts Commission	79%	100%	67%	60%
Children and Families (First 5) Commission	75%	75%	100%	100%
Aging and Adult Services Commission	71%	86%	57%	40%
Health Commission	71%	100%	43%	29%
Library Commission	71%	100%	71%	80%

Out of the Commissions and Boards in this section, 6 have 40% or less women. The Commissions and Boards with the lowest representation of women are displayed in Figure 4. The lowest percentage is found on the Board of Examiners, which has 90% of responses from the Board, but 0 members identifying as women. Unfortunately, demographic data is unavailable for the Board of Examiners for 2017, however there was 0% of female representation in 2019 as well. The Police Commission, Human Services Commission, and Access Appeals Commission all have entirely completed the demographics survey at 100%, yet still have some of the lowest percentages of women at 20%. It should be noted that policy bodies with a small number of members, such as the Residential Users Appeal Board (which currently has two members), means that minimal changes in its demographic composition greatly impacts percentages. Additionally, several policy bodies had low response rates to the demographics survey, ultimately impacting the representation for their respective policy body accordingly.

**Figure 4: Commissions and Boards with Lowest Percentage of Women, 2021 Compared to 2017 and 2019**

Policy Body	Percent of Women	Response Rate	2019 Percent	2017 Percent
Residential Users Appeal Board	0%	50%	0%	N/A
Board of Examiners	0%	90%	0%	N/A
Assessment Appeals Board No. 3	0%	67%	50%	N/A
Assessment Appeals Board No. 2	0%	100%	50%	N/A
Rent Board Commission	10%	60%	44%	30%
Small Business Commission	14%	43%	43%	43%
Retirement System Board	14%	57%	43%	43%
Health Service Board	14%	43%	33%	29%
Children, Youth, and Their Families Oversight and Advisory Committee	14%	14%	50%	N/A
Treasure Island Development Authority	17%	50%	50%	43%
Public Utilities Commission	20%	60%	67%	40%
Police Commission	20%	100%	43%	29%



**Figure 4: Commissions and Boards with Lowest Percentage of Women, 2021 Compared to 2017 and 2019, Continued**

Policy Body	Percent of Women	Response Rate	2019 Percent	2017 Percent
Human Services Commission	20%	100%	40%	20%
Access Appeals Commission	20%	100%	N/A	N/A
Public Utilities Rate Fairness Board	25%	75%	33%	33%
Ethics Commission	25%	25%	100%	33%

*\*Commission and Boards with 70% response rates or higher are highlighted in grey.*

In addition to Commissions and Boards, Advisory Bodies were examined for the highest and lowest percentages of women. This is the second year such bodies have been included, thus comparison to previous years before 2019 is unavailable. Figure 5 below displays the five Advisory Bodies with the highest representations of women. Due to a lack of survey responses from several Advisory Bodies, analysis on the five lowest representations of women is unavailable. The Office of Early Care and Education Citizens' Advisory Committee has the greatest representation of women at 67%, followed closely by the Citizen's Committee on Community Development at 63%.

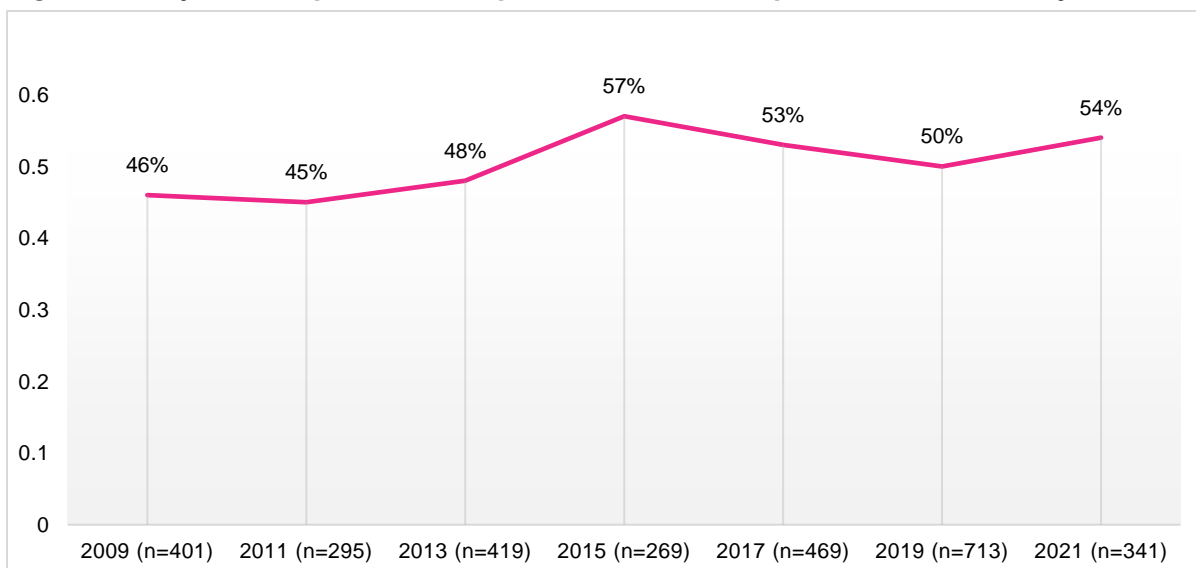
**Figure 5: Advisory Bodies with the Highest Percentage of Women, 2021**

Policy Body	Percent of Women	Response Rate	2019 Percent
Office of Early Care and Education Citizens' Advisory Committee	67%	78%	89%
Citizens' Committee on Community Development	63%	63%	75%
Ballot Simplification Committee	50%	75%	75%
Immigrant Rights Commission	43%	57%	54%
Municipal Green Building Task Force	43%	67%	50%

## B. Race and Ethnicity

Data on racial and ethnic identity was collected from 341 participants, or 98% of the surveyed appointees. Although half of appointees identify as a race or ethnicity other than white or Caucasian, people of color are still underrepresented compared to the San Francisco population of 62%. The representation of people of color has increased since 2009 but has decreased following 2015. The number of appointees analyzed increased substantially in 2017 and 2019, as compared to 2015. These larger data samples have coincided with smaller percentages of people of color.

**Figure 6: 12-year Comparison of Representation of People of Color on Policy Bodies**



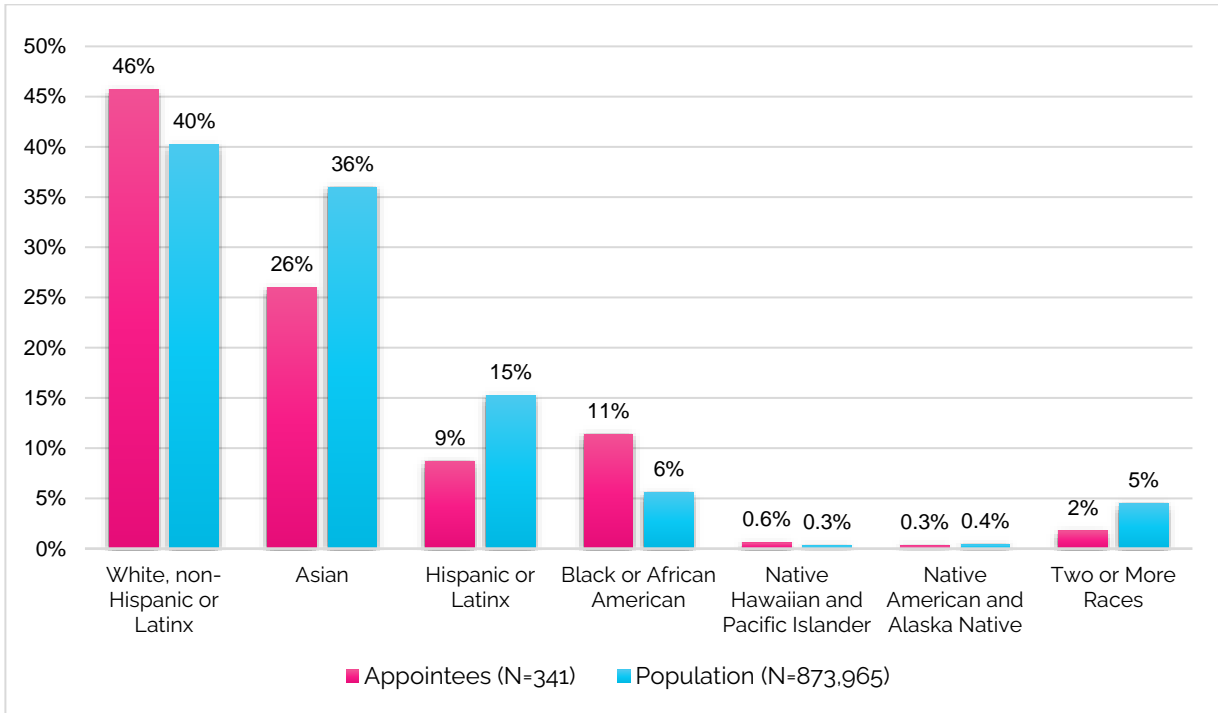
The racial and ethnic breakdown of policy body members compared to the San Francisco population is shown in Figure 7. This analysis reveals underrepresentation and overrepresentation in San Francisco policy bodies for certain racial and ethnic groups. Nearly half of all appointees are white, an overrepresentation by 6 percentage points. The Black community is represented on appointed policy bodies at 11% compared to 6% of the population of San Francisco.<sup>4</sup> This is a decrease of representation compared to the 14% representation in 2019. Characterizing these as overrepresentations is inaccurate given the representation of Black or African American people on policy bodies has been consistent over the years, while the San Francisco population has declined over the same period.<sup>5</sup>

<sup>4</sup> US Census Bureau, 2018. Retrieved from <https://www.census.gov/quickfacts/fact/table/US/PST045218>.

<sup>5</sup> Samir Gambhir and Stephen Menendian, "Racial Segregation in the Bay Area, Part 2," Haas Institute for a Fair and Inclusive Society (2018).

Considerably underrepresented racial and ethnic groups on San Francisco policy bodies compared to the San Francisco population are individuals who identify as Asian or Latinx. While the Asian population is 36% of the San Francisco population, they make up 26% of appointees. While the Latinx population of San Francisco is 15%, 9% of appointees are Latinx. Although there is a small population of Native Americans and Alaska Natives in San Francisco of 0.4%, only one (0.3%) surveyed appointee identified themselves as such. The San Francisco population of Native Hawaiians and Pacific Islanders is 0.3%, which slightly less than the 0.6% of identifying appointees.

**Figure 7: Race and Ethnicity of Appointees Compared to San Francisco Population, 2021**



*Note: Due to the COVID-19 pandemic, updated data is unavailable for race/ethnicity in 2021. Therefore, the data used to represent the San Francisco population is from the 2019 Gender Analysis Report.*

The next two figures illustrate Commissions and Boards with the highest and lowest percentages of people of color. As shown in Figure 8, the Commission on the Status of Women holds the highest representation of people of color at 86%, with a 100% response rate. Both the Health Commission and Juvenile Probation Commission have decreased their percentages of people of color since 2019 and 2017.

**Figure 8: Commission and Boards with Highest Percentage of People of Color, 2021 Compared to 2019 and 2017**

Policy Body	Percent of POC	Response Rate	2019 Percent	2017 Percent
Commission on the Status of Women	86%	100%	71%	71%
Police Commission	80%	100%	71%	71%
Arts Commission	71%	100%	60%	53%
Health Commission	71%	100%	86%	86%
Library Commission	71%	100%	57%	60%
Juvenile Probation Commission	67%	83%	100%	86%
Board of Appeals	60%	100%	40%	40%
Fire Commission	60%	100%	40%	60%
Human Services Commission	60%	100%	40%	60%
Asian Art Commission	54%	81%	59%	59%
Assessment Appeals Board No.2	50%	100%	63%	N/A
Children and Families (First 5) Commission	50%	75%	75%	63%

There are 28 Commissions and Boards that have 40% or less appointees who identified a racial and ethnic category other than white. None of the current appointees of the Access Appeals Commission identified as people of color. Additionally, the Historic Preservation Commission remains at 14% representation since 2019. The Citizens General Obligation Bond Oversight Committee and Assessment Appeals Board No.1 are both at 17% representation for people of color. Lastly, the Public Utilities Rate Fairness Board had a large drop in representation of people of color going from 67% in 2019 to 25% this year.

**Figure 9: Commissions and Boards with Lowest Percentage of People of Color, 2021 Compared to 2019 and 2017**

Policy Body	Percent of POC	Response Rate*	2019 Percent	2017 Percent
Residential Users Appeal Board	0%	50%	50%	N/A
Children, Youth, and Their Families Oversight and Advisory Committee	0%	14%	75%	N/A
Building Inspection Commission	0%	50%	14%	14%
Access Appeals Commission	0%	100%	N/A	N/A
Small Business Commission	14%	43%	43%	50%
Historic Preservation Commission	14%	71%	14%	17%
Health Service Board	14%	43%	50%	29%
Citizens General Obligation Bond Oversight Committee	17%	100%	N/A	N/A
Assessment Appeals Board No.1	17%	100%	20%	N/A
War Memorial Board of Trustees	18%	45%	18%	18%
Public Utilities Commission	20%	60%	0%	33%
Public Utilities Rate Fairness Board	25%	75%	67%	67%

**Figure 9: Commissions and Boards with Lowest Percentage of People of Color, 2021 Compared to 2019 and 2017, Continued**

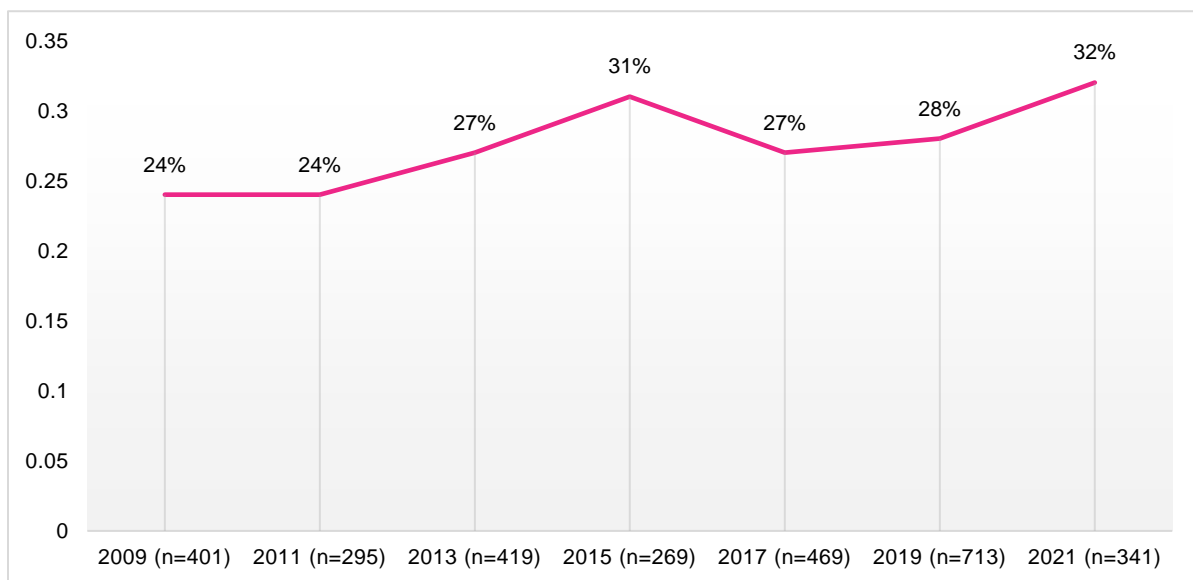
Policy Body	Percent of POC	Response Rate*	2019 Percent	2017 Percent
Ethics Commission	25%	25%	50%	67%
Retirement System Board	29%	57%	29%	29%
Recreation and Park Commission	29%	43%	43%	43%
Rent Board Commission	30%	60%	33%	50%

*Commission and Boards with 70% response rates or higher are highlighted in grey.*

### C. Race and Ethnicity by Gender

Both white men and women are overrepresented on San Francisco policy bodies, while Asian and Latinx men and women are underrepresented. The representation of women of color at 32% is equal to the San Francisco population of 32%, which is a notable increase compared to the 2019 percentage of 28%. Meanwhile, men of color are 21% of appointees compared to 31% of the San Francisco population.

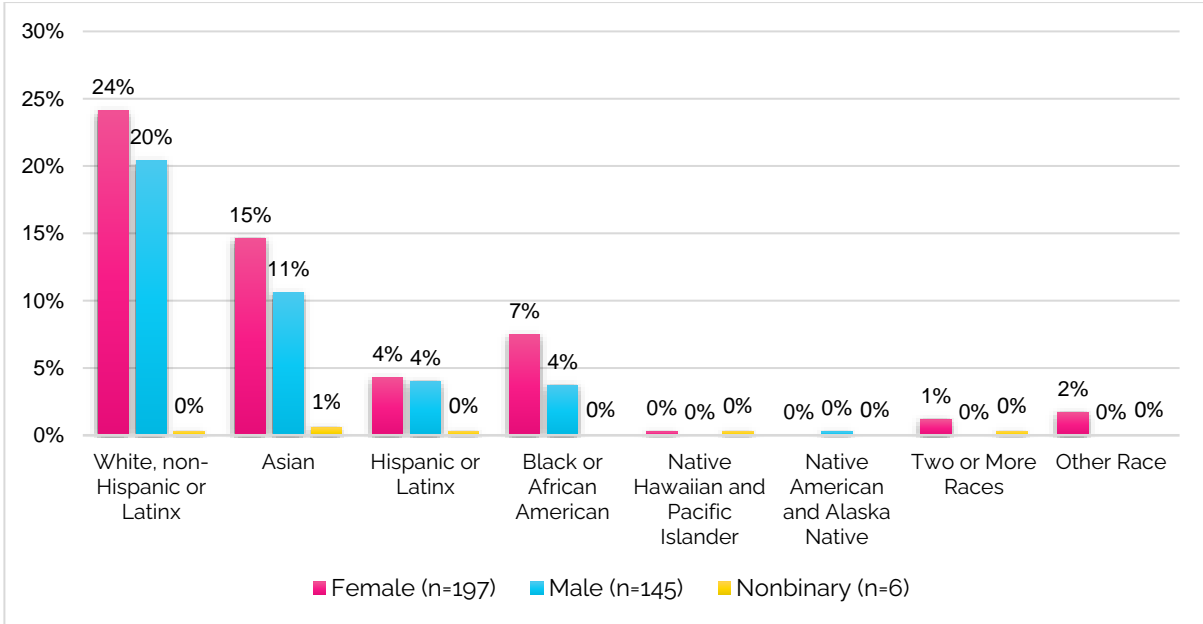
**Figure 10: 12-Year Comparison of Representation of Women of Color on Policy Bodies**



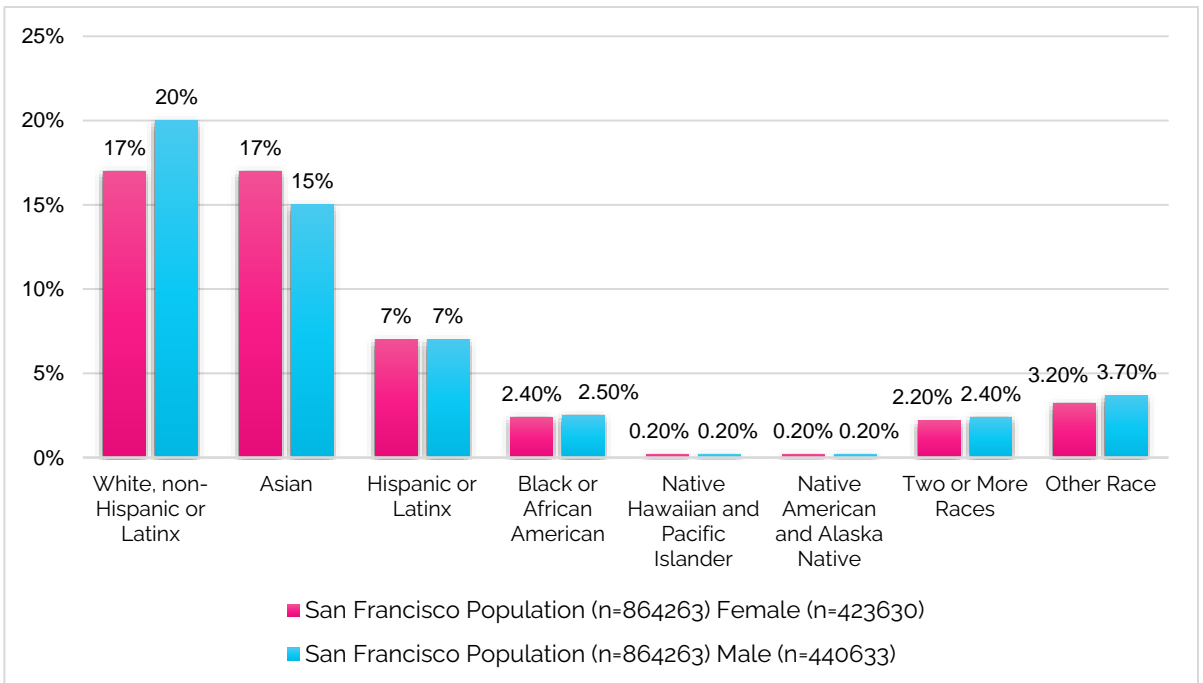
The following figures present the breakdown for appointees and the San Francisco population by race, ethnicity, and gender. Both white men and women are overrepresented, holding 24% and 20% of appointments, respectively, compared to 20% and 17% of the population. Asian men and women are slightly underrepresented with Asian women making up 15% of appointees compared to 17% of the population, while Asian men comprise 11% of appointees and 15% of the population. Latinx men and women are also slightly underrepresented, with Latinx men and women comprising 4% of appointees each and 7% of the population each. Black men and women are well-represented with Black women comprising 8% of appointees, compared to 2.4% of the general San Francisco population, and Black men comprising 4% of appointees,

compared to 2.5% of the general San Francisco population. Native Hawaiian and Pacific Islander men and women, and multiracial women are below parity with the population. Similarly, although Native American and Alaska Native men and women make up only 0.4% of San Francisco's population, only one (0.3%) of the surveyed appointees identified as such.

**Figure 11: Appointees by Race/Ethnicity and Gender, 2021**



**Figure 12: San Francisco Population by Race/Ethnicity**

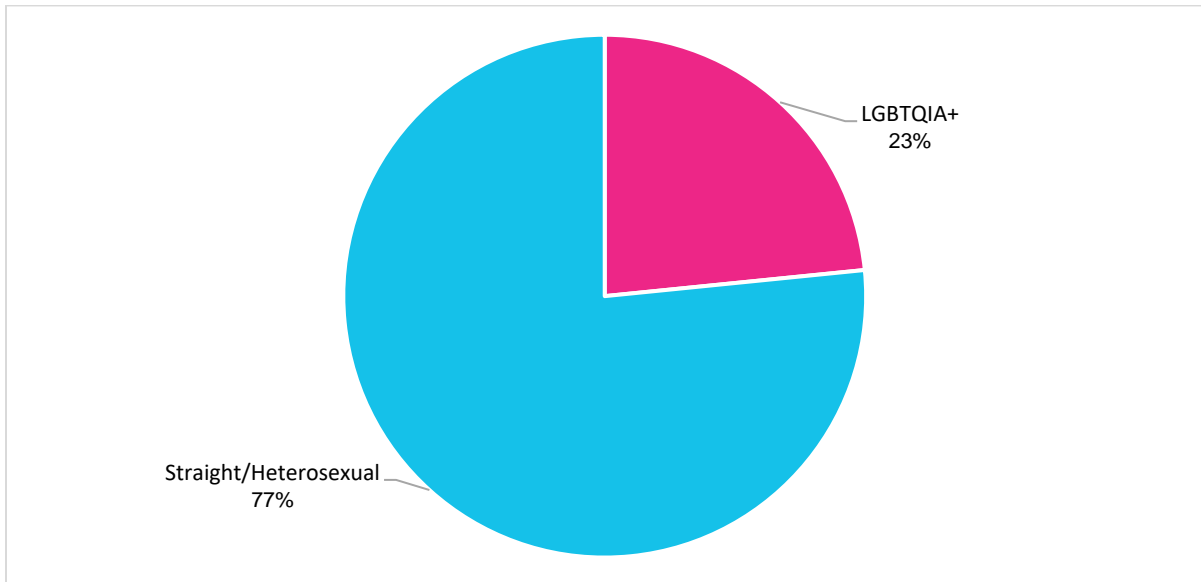


#### D. LGBTQIA+ Identity

LGBTQIA+ identity data was collected from 334 participants, or 96% of the surveyed appointees. This is a notable increase in data on LGBTQIA+ identity compared to previous reports. Due to limited and outdated information on the population of the LGBTQIA+ community in San Francisco, it is difficult to adequately assess the representation of the LGBTQIA+ community. However, compared to available San Francisco, greater Bay Area, and national data, the LGBTQIA+ community is well represented on San Francisco policy bodies. Recent research estimates the California LGBTQIA+ population is 5.3%<sup>6</sup>. The LGBTQIA+ population of the San Francisco and greater Bay Area is estimated to rank the highest of U.S. cities at 6.2%,<sup>7</sup> while a 2006 survey found that 15.4% of adults in San Francisco identify as LGBTQIA+<sup>8</sup>.

Of the appointees who responded to this question, 23% identify as LGBTQIA+ and 77% identify as straight or heterosexual. Of the LGBTQIA+ appointees, 56% identify as gay/lesbian, 20% as bisexual, 9% as queer, 9% as transgender, 2% as questioning, and 4% as other LGBTQIA+ identities. Data on LGBTQIA+ identity by race was not captured. Efforts to capture data on LGBTQIA+ identity by race for future reports would enable more intersectional analysis.

**Figure 13: LGBTQIA+ Identity of Appointees, 2021**

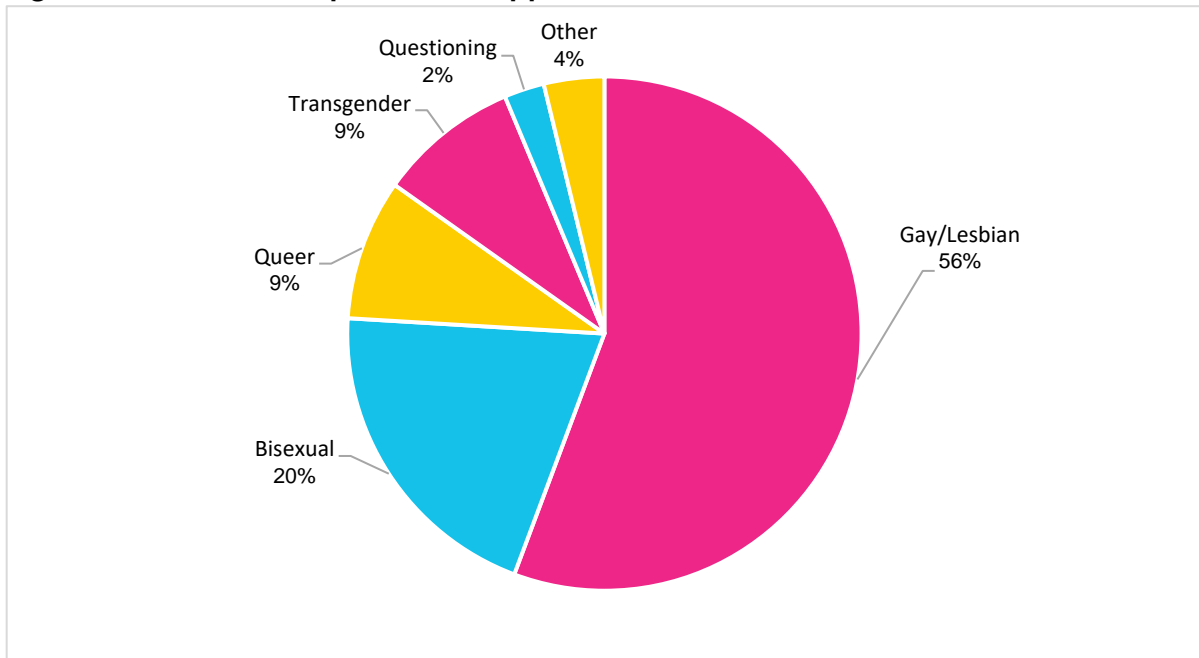


<sup>6</sup> <https://williamsinstitute.law.ucla.edu/publications/adult-lgbt-pop-us/>

<sup>7</sup> Gary J. Gates and Frank Newport, "San Francisco Metro Area Ranks Highest in LBG T Percentage," GALLUP (March 20, 2015) [https://news.gallup.com/poll/182051/san-francisco-metro-area-ranks-highest-lgbtpercentage.aspx?utm\\_source=Social%20Issues&utm\\_medium=newsfeed&utm\\_campaign=titles](https://news.gallup.com/poll/182051/san-francisco-metro-area-ranks-highest-lgbtpercentage.aspx?utm_source=Social%20Issues&utm_medium=newsfeed&utm_campaign=titles).

<sup>8</sup> Gary J. Gates, "Same Sex Couples and the Gay, Lesbian, Bisexual Population: New Estimates from the American Community Survey," The Williams Institute on Sexual Orientation Law and Public Policy, UCLA School of Law (2006).

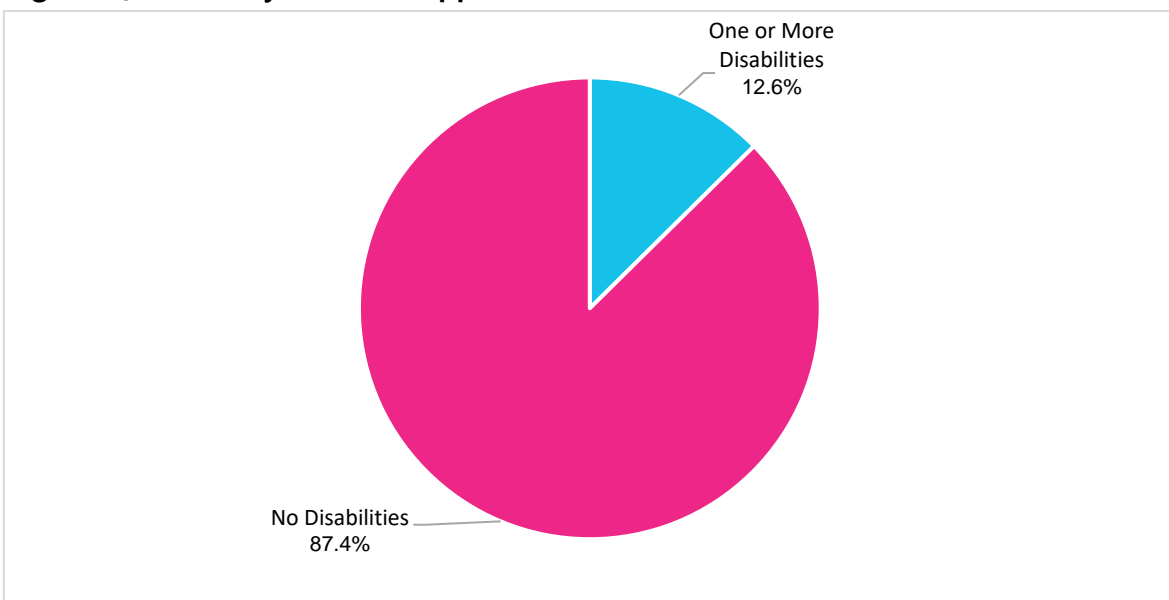
**Figure 14: LGBTQIA+ Population of Appointees, 2021**



**E. Disability Status**

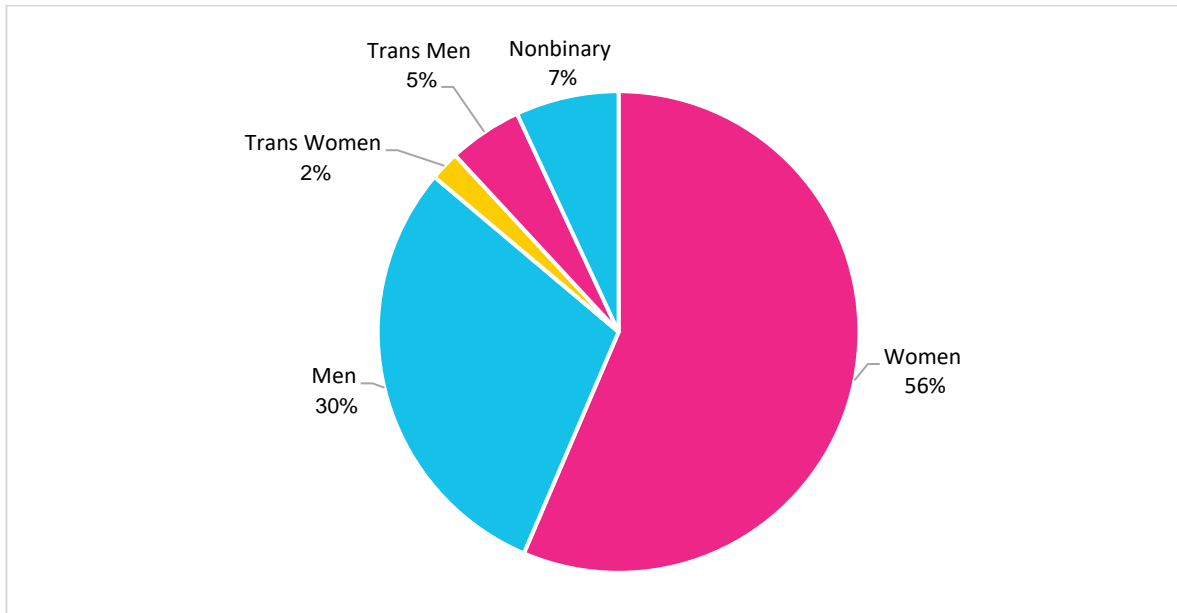
Overall, more than one in twenty adults in San Francisco live with one or more disabilities. Data on Disability Status was obtained from nearly 100% of the appointees who participated in the survey. 12.6% of participating appointees reported to have one or more disabilities. Of these appointees with one or more disabilities, 56% are women, 30% are men, 2% are trans women, 5% are trans men, and 7% are nonbinary individuals.

**Figure 15: Disability Status of Appointees, 2021**





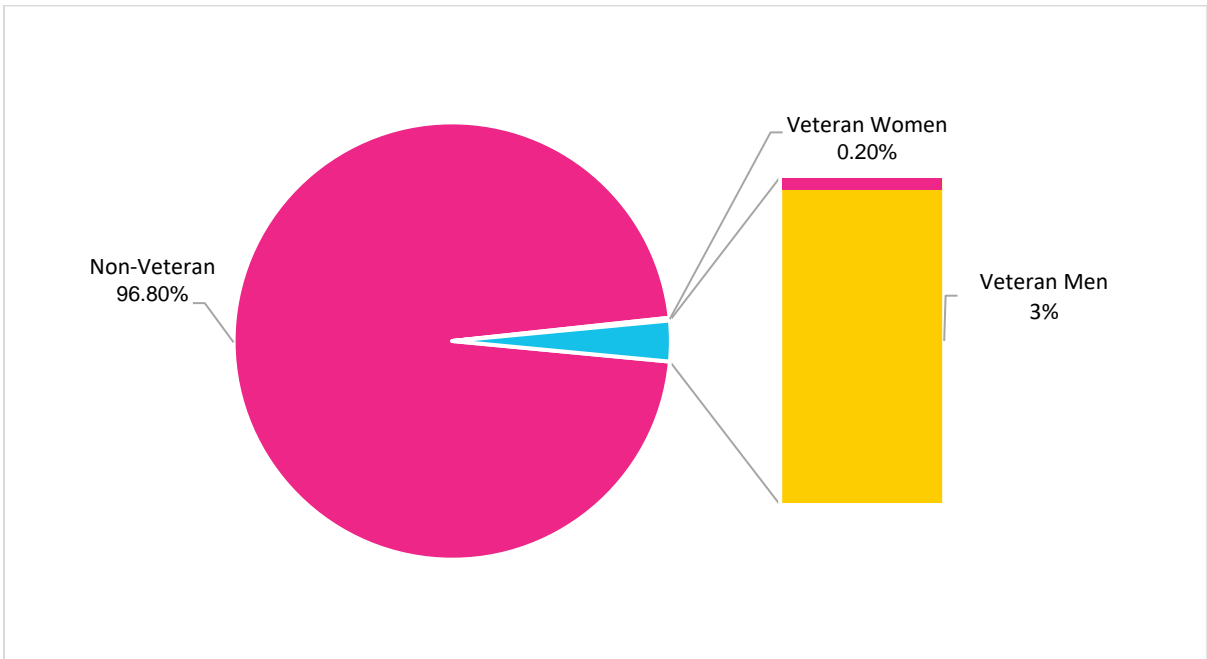
**Figure 16: Appointees with One or More Disabilities by Gender Identity, 2021**



#### **F. Veteran Status**

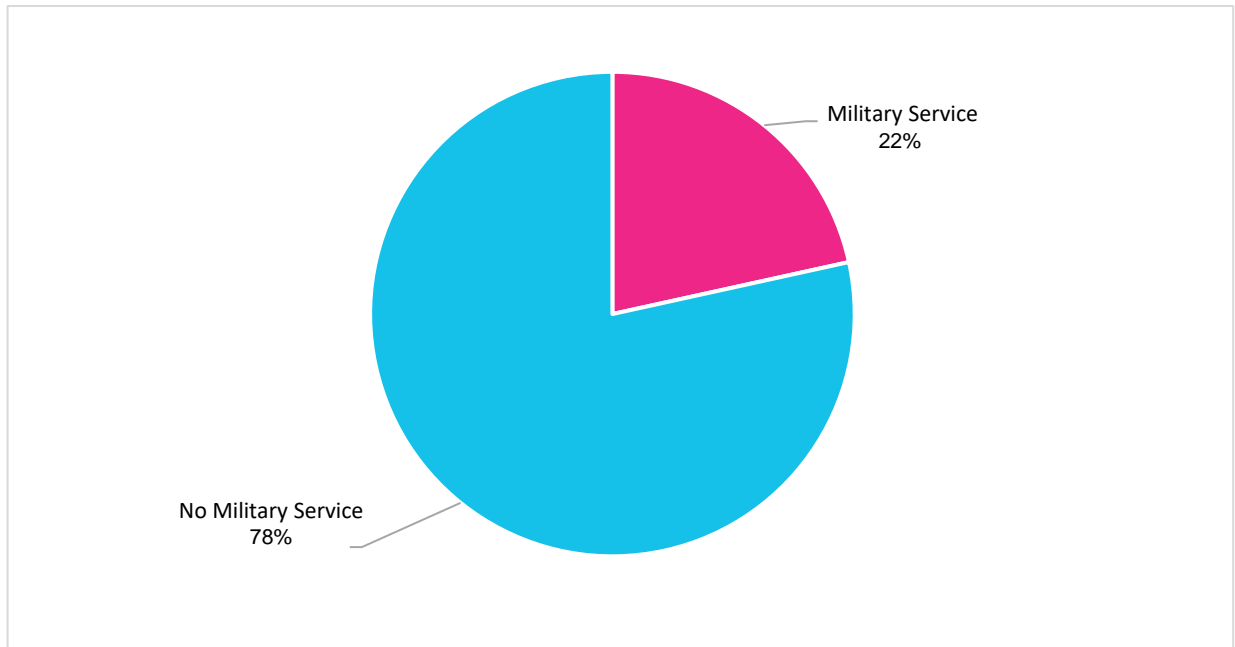
Overall, 2.7% of the adult population in San Francisco have served in the military. Data on Veteran status was obtained from 334 appointees who participated in the survey. Of the 334 appointees who responded to this question, 22% served in the military. Men comprise 47.2% and women make up 51.4% of the total number of Veteran appointees. Of participating appointees, 1.4% are nonbinary individuals. Veteran status data on transgender and gender-nonconforming individuals in San Francisco is currently unavailable. The vast increase of appointees with military service compared to 2019's 7.1% of appointees is likely due to the change in wording in the 2021 Gender Analysis Report from previous years, which defines an appointee with Veteran status as someone with a spouse or direct family member who has served, as opposed to only oneself or their spouse. This change was implemented based on feedback from prior reports. Future analyses may want to ask separate questions regarding one's personal experience with military service and one's familial ties to military service, in order to distinguish the most accurate and aggregated data results.

**Figure 17: San Francisco Adult Population with Military Service by Gender\***

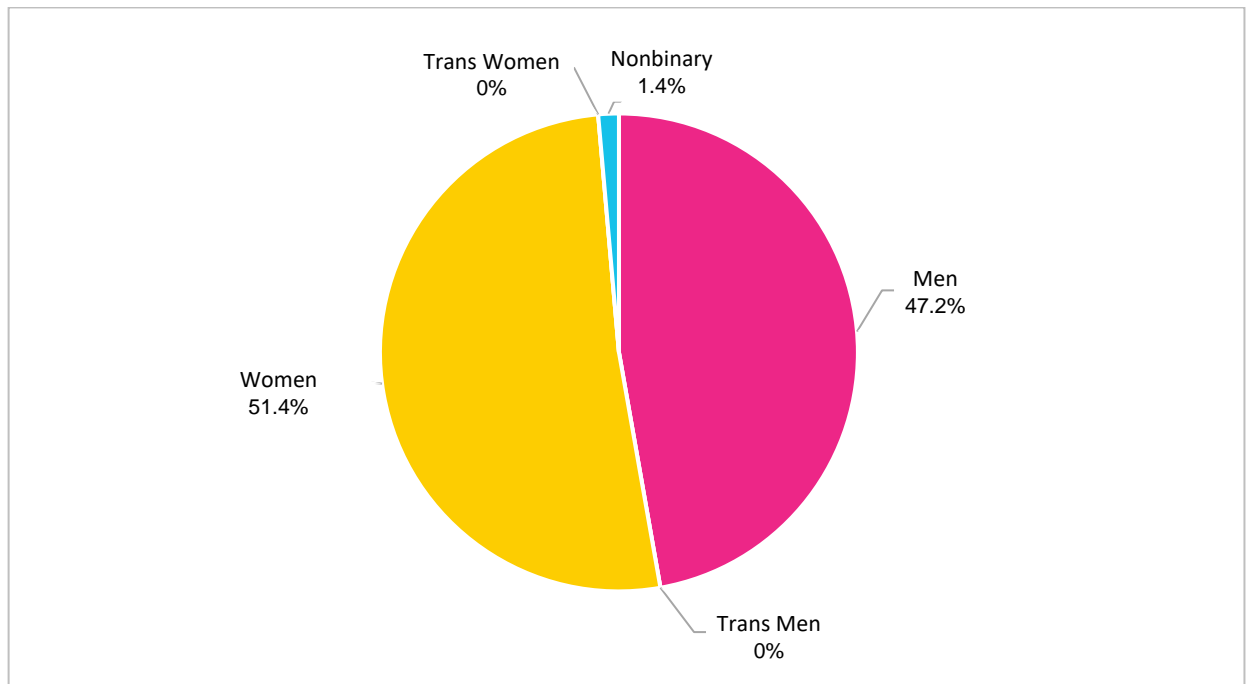


*\*This graph is from the 2019 Gender Analysis Report. Due to the COVID-19 pandemic, updated data on the gendered population of Veterans in San Francisco is unavailable. This graph fails to identify nonbinary individuals with military experience. However, this graph highlights the gender disparity amongst male and female Veterans, with only 0.2% identifying as women.*

**Figure 18: Appointees with Military Service, 2021**



**Figure 19: Appointees with Military Service by Gender, 2021**



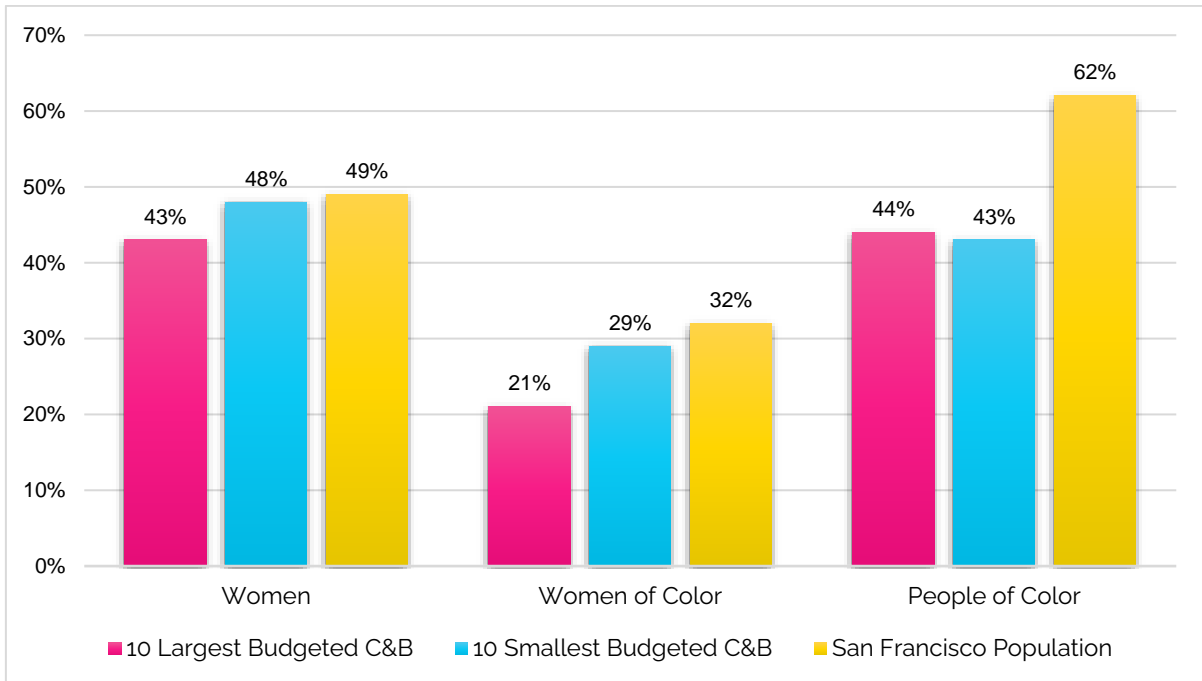
### **G. Policy Bodies by Budget**

This 2021 Gender Analysis Report examines the demographic representativeness of policy bodies by budget size. Budget size is used as a proxy for influence. Although this report has expanded the scope of analysis to include more policy bodies compared to previous reports, this section of analysis was limited to Commissions and Boards with decision-making authority and whose members file financial disclosures with the Ethics Commission.

Overall, appointees from the 10 **largest** budgeted Commissions and Boards are 44% people of color, 43% women, and 21% women of color. Appointees from the 10 **smallest** budgeted Commissions and Boards are 43% people of color, 48% women, and 29% women of color.

Representation for women, women of color, and overall people of color is below parity with the population on both the 10 smallest and 10 largest budgeted bodies. The representation of women and women of color is greater on smaller budgeted policy bodies by 5% and 8%, respectively. The representation of people of color is 1% higher on Commissions and Boards with the largest budgets.

**Figure 20: Percent of Women, Women of Color, and People of Color on Commissions and Boards with Largest and Smallest Budgets in Fiscal Year 2020-2021**



**Figure 21: Demographics of Commissions and Boards with Largest Budgets, 2021**

Policy Body	FY20-21 Budget	Total Seats	Filled Seats	Response Rate	Women	Women of Color	People of Color
Health Commission	\$2.7B	7	7	100%	71%	43%	71%
Public Utilities Commission	\$1.43B	5	5	60%	20%	20%	20%
Airport Commission	\$1.37B	5	5	100%	40%	0%	40%
MTA Board of Directors and Parking Authority Commission	\$1.26B	7	6	50%	33%	33%	50%
Human Services Commission	\$604M	5	5	100%	20%	0%	60%
Aging and Adult Services Commission	\$435M	7	7	86%	71%	29%	43%
Fire Commission	\$414M	5	5	100%	40%	20%	60%
Library Commission	\$341B	7	7	100%	71%	43%	71%
Recreation and Park Commission	\$231.6M	7	7	43%	29%	14%	29%
Children, Youth, and Their Families Oversight and Advisory Committee	\$171.5M	11	7	14%	14%	0%	0%
<b>Total</b>	<b>\$8.9B</b>	<b>66</b>	<b>61</b>	<b>74%</b>	<b>58%</b>	<b>29%</b>	<b>60%</b>

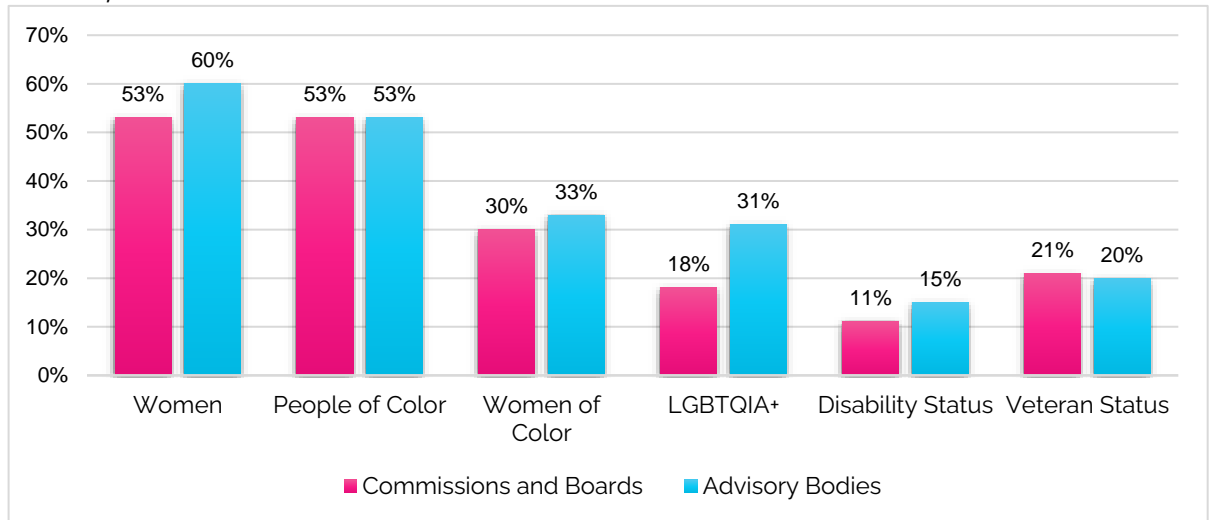
**Figure 22: Demographics of Commissions and Boards with Smallest Budgets, 2021**

Policy Body	FY20-21 Budget	Total Seats	Filled Seats	Response Rate	Women	Women of Color	People of Color
Commission on the Status of Women	\$9M	7	7	100%	100%	86%	86%
Ethics Commission	\$6.5M	5	4	25%	25%	25%	25%
Small Business Commission	\$3.5M	7	7	43%	14%	0%	14%
Film Commission	\$1.5M	11	11	100%	45%	27%	45%
Civil Service Commission	\$1.3M	5	5	100%	60%	20%	40%
Entertainment Commission	\$1.2M	7	7	100%	29%	14%	43%
Board of Appeals	\$1.2M	5	5	100%	40%	20%	60%
Assessment Appeals Board No.1	\$701,348	8	6	100%	50%	0%	17%
Local Agency Formation Commission	\$427,685	7	4	50%	50%	50%	50%
Sunshine Ordinance Task Force	\$172,373	11	9	89%	56%	44%	44%
<b>Total</b>	<b>\$25.5M</b>	<b>73</b>	<b>65</b>	<b>86%</b>	<b>56%</b>	<b>35%</b>	<b>51%</b>

#### H. Comparison of Advisory Body and Commission and Board Demographics

The comparison of the two policy body categories in this section provides another proxy for influence. Commissions and Boards whose members file disclosures of economic interest have greater decision-making authority in San Francisco than Advisory Bodies whose members do not file economic interest disclosures. The percentages of total women, LGBTQIA+ people, people with disabilities, and women of color are larger for total appointees on Advisory Bodies. However, the percentages of Veterans on Commissions and Boards slightly exceeds the percentage on Advisory Bodies, and both Commissions and Boards and Advisory Bodies have 53% people of color.

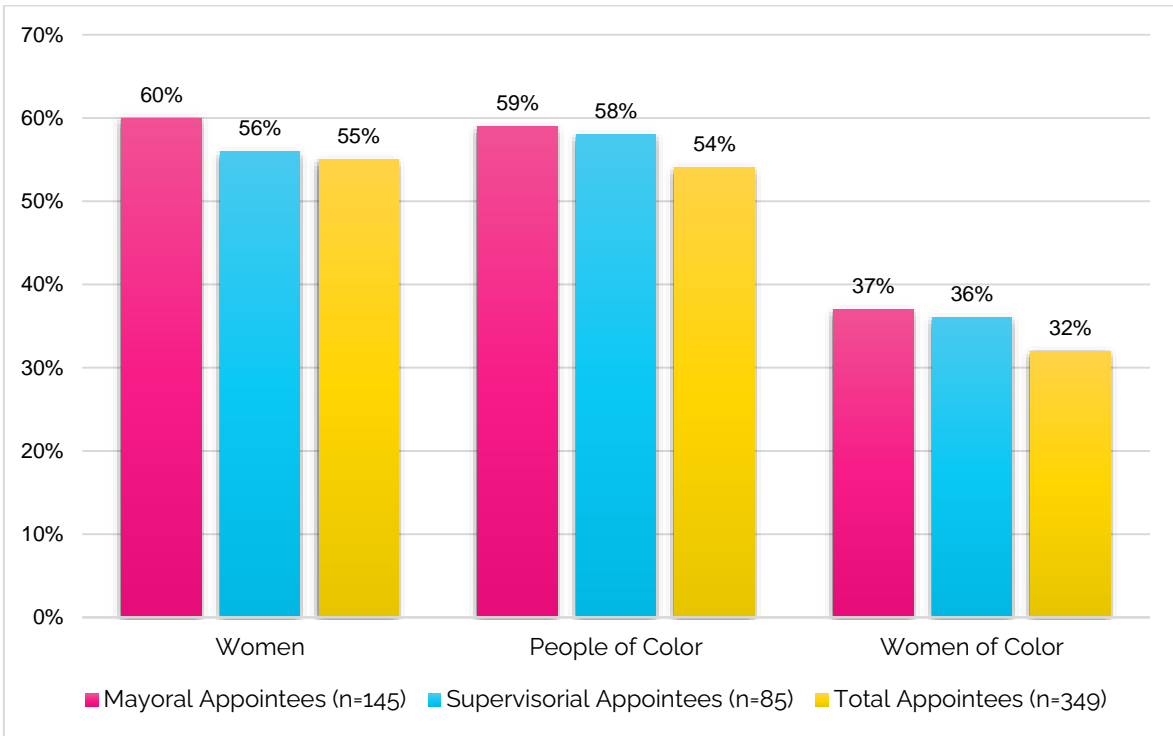
**Figure 23: Demographics of Appointees on Commission and Boards and Advisory Bodies, 2021**



**I. Demographics of Mayoral, Supervisorial, and Total Appointees**

Figure 24 compares the representation of women, women of color, and people of color for appointments made by the Mayor, Board of Supervisors, and by the total of all approving authorities combined. Mayoral appointments are more diverse, and consist of more women, women of color, and people of color compared to Supervisorial appointments. Mayoral appointments include 60% women, 37% women of color, and 59% people of color, while Supervisorial appointments are 56% women, 36% women of color, and 58% people of color. The total of all approving authorities combined average out at 55% women, 32% women of color, and 54% people of color. This disparity in diversity between Mayoral and Supervisorial appointments may be due in part to the appointment selection process for each authority. The 11-member Board of Supervisors only sees applicants for specific bodies through the 3-member Rules Committee or by designees, stipulated in legislation (e.g., "renter," "landlord," "consumer advocate"), whereas the Mayor typically has the ability to take total appointments into account during selections, and can therefore better address gaps in diversity.

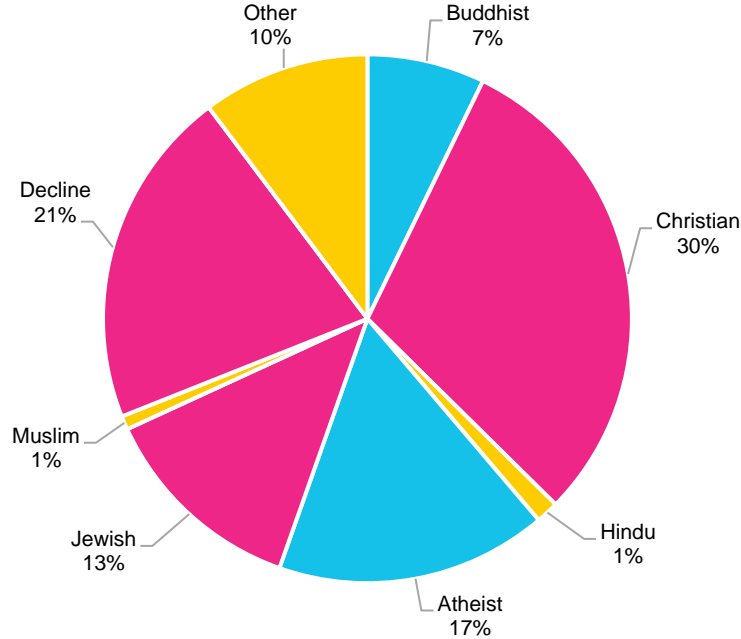
**Figure 24: Demographics of Mayoral, Supervisorial, and Total Appointees, 2021**



**J. Religious Affiliations**

The 2021 Gender Analysis Report collected data on religious affiliations to fully examine the demographics and representation of appointees. This is the first-year religious affiliations have been examined. Figure 25 illustrates the religious demographics of appointees, with the largest number of appointees identifying as Christian (30%), and the smallest number of appointees identifying as Hindu (1%) or Muslim (1%).

**Figure 25: Religious Affiliations of Appointees, 2021**



### III. Methodology and Limitations

---

This report focuses on City and County of San Francisco Commissions, Boards, task forces, councils, and committees that have the majority of members appointed by the Mayor and Board of Supervisors and have jurisdiction limited to the City. The 2021 Gender Analysis Report reflects data from the policy bodies that provided information to the Department on the Status of Women through digital survey. Due to the COVID-19 pandemic, the normal outreach method of paper surveys and in-person meetings was unavailable, ultimately leaving all survey outreach and correspondence to be conducted online. Unfortunately, obtaining the data strictly online had a significant negative impact on participation rates. Following initial email outreach, policy bodies were contacted three to five times via email and phone, including two emails to Department Heads from Department on the Status of Women Director, Kimberly Ellis. All possible measures were taken to obtain accurate and complete data. While participation rates are lower than the 2019 Gender Analysis Report, this report features the most diverse individual responses, as well as participation of the largest number of Commission and Boards and Advisory Bodies to date.

Data was requested from 109 policy bodies and acquired from 92 of those bodies, a total of 349 appointees. Comparatively, the 2019 Gender Analysis Report received data from 84 policy bodies (380 Commission and Boards and 389 Advisory Bodies), a total of 741 total appointees. A Commissioner or Board member's gender identity, race/ethnicity, sexual orientation, Disability Status, Veteran Status, or religious affiliations were among data elements collected on a *voluntary* basis. Therefore, responses were incomplete or unavailable for some appointees but are included to the extent possible.



As the fundamental objective of this report is to surface patterns of underrepresentation, every attempt has been made to reflect accurate and complete information in this report. Data for some policy bodies was incomplete, and all appointees who responded were included in the total demographic categories. Only policy bodies with full data on gender and race for all appointees were included in sections comparing demographics of individual bodies. It should be noted that for policy bodies with a small number of members, the change of a single individual greatly impacts the percentages of demographic categories. This should be kept in mind when interpreting these percentages.

Several changes were made to the survey questions since the 2019 Gender Analysis Report with the goal of distinguishing all possible areas of underrepresentation. In addition to updating SOGI (sexual orientation and gender identity) categories to align with the latest classifications used by the Office of Transgender Initiatives, the 2021 Gender Analysis Report expanded its classification of Veteran Status to include individuals with close family members that have served, as opposed to only oneself or their spouse. This addition to Veteran Status was adopted based on feedback from previous reports.

As acquiring data was the biggest limitation of this report, ensuring participation from all policy bodies could significantly improve or further efforts to address underrepresentation. Some methods of guaranteeing participation include surveying all appointees during their initial onboarding training with the City, as well as relying on paper/in-person survey outreach for future reports.

The surveyed policy bodies fall under two categories designated by the San Francisco Office of the City Attorney document entitled List of City Boards, Commissions, and Advisory Bodies Created by Charter, Ordinance, or Statute.<sup>9</sup> This document separates San Francisco policy bodies into two different categories. The first category includes Commissions and Boards with decision-making authority and whose members are required to submit financial disclosures with the Ethics Commission. The second category encompasses Advisory Bodies whose members do not submit financial disclosures with the Ethics Commission. Depending on the analysis criteria in each section of this report, the surveyed policy bodies and appointees are either examined comprehensively as a whole or examined separately in the two categories designated by the Office of the City Attorney.

Data from the U.S. Census American Community Survey 5-Year Estimates provides a comparison to the San Francisco population. Due to census data not being collected during COVID-19, updated demographic information on the general population of San Francisco was not available for years more recent than 2019. Comparisons of 2021 demographic data to data on the San Francisco population reference population data from previous years (2015-2019) and will be noted as such. Figures 26 and 27 in the Appendix display these population estimates by race/ethnicity and gender.

---

<sup>9</sup>"List of City Boards, Commissions, and Advisory Bodies Created by Charter, Ordinance, or Statute," Office of the City Attorney, <https://www.sfcityattorney.org/wp-content/uploads/2016/01/Commission-List-08252017.pdf>, (August 25, 2017).

## IV. Conclusion

---

Since the first Gender Analysis of Commissions and Boards in 2007, the representation of women appointees on San Francisco policy bodies has gradually increased. The 2021 Gender Analysis Report finds the percentage of women appointees is 55%, which exceeds the population of women in San Francisco.

When appointee demographics are analyzed by gender and race, the representation of women of color has increased to 32%, which is 4% higher than 2019 representation, matching the San Francisco population. Most notably, underrepresented are individuals identifying as Asian, making up 36% of the San Francisco population but only 26% of appointees, and Latinx-identifying individuals who make up 15% of the population but only 9% of appointees. Additionally, men of color are underrepresented at 21% of appointees relative to their San Francisco population, 31%.

Furthermore, when analyzing the demographic composition of larger and smaller budgeted Commissions and Boards, women of color are underrepresented on Commission and Boards with both the largest and smallest budgets. Women comprise 43% of total appointees on the largest budgeted policy bodies compared to the population of 49%, and women of color comprise 21% of total appointees on the largest budgeted policy bodies, with the San Francisco population at 32%. Comparatively, women are 48% of total appointees on the smallest budgeted policy bodies, and women of color are 29% of appointees. However, the representation of people of color is higher on larger budgeted policy bodies by 1%. People of color make up 44% of appointees on the largest budgeted policy bodies and 43% of appointees on the smallest budgeted policy bodies compared to 54% of total appointees. The San Francisco population of people of color exceeds these percentages at 62%.

In addition to using budget size as a proxy for influence, this report analyzed demographic characteristics of appointees on Commissions and Boards who file disclosures of economic interest and have decision-making authority and appointees on Advisory Bodies who do not file economic interest disclosures. Over half (60%) of appointees on Advisory Bodies are women, while 53% of appointees on Commissions and Boards are women. Ultimately, women comprise a higher percentage of appointees on Advisory Bodies compared to Commissions and Boards.

The 2021 Gender Analysis Report found a relatively high representation of LGBTQIA+ individuals on San Francisco policy bodies. For the appointees that provided LGBTQIA+ identity information, 23% identify as LGBTQIA+ with the largest subset identifying as gay or lesbian (56%), 16% of appointees from the largest budgeted policy bodies identify as LGBTQIA+, and 17% from the smallest budgeted bodies. However, there is a significant difference of LGBTQIA+ representation when comparing Commissions and Boards (18%) and Advisory Bodies (31%). The representation of appointees with disabilities is 13%, slightly exceeding the 12% population. Veterans are highly represented on San Francisco policy bodies at 22% compared to the Veteran population of 2.7%, which could be due to differences in each source's classification of Veteran Status.

Additionally, this report evaluates and compares the representation of women, women of color, and people of color appointees by the Mayor, Board of Supervisors, and by the total of

all approving authorities combined. Mayoral appointees include 60% women, 37% women of color, and 59% people of color, which overall is more diverse by gender and race compared to both Supervisorial appointees and total appointees.

This report is intended to advise the Mayor, Board of Supervisors, and other appointing authorities, as they select appointments to policy bodies for the City and County of San Francisco. In the spirit of the 2008 City Charter Amendment that establishes this biennial Gender Analysis Report requirement and the importance of diversity on San Francisco policy bodies, efforts to address gaps in diversity and inclusion should remain at the forefront when making appointments, in order to accurately reflect the population of San Francisco.

The San Francisco Department on the Status of Women would like to thank the various Policy Body members, Commission secretaries, and Department staff who graciously assisted in collecting demographic data and providing information about their respective policy bodies, particularly Department Interns Charly De Nocker and Brooklynn McPherson for the data collection and analysis of this report.

### **San Francisco Commission on the Status of Women**

President Breanna Zwart  
Vice President Dr. Shokooh Miry  
Commissioner Sophia Andary  
Commissioner Sharon Chung  
Commissioner Dr. Anne Moses  
Commissioner Dr. Raveena Rihal  
Commissioner Ani Rivera

Kimberly Ellis, Director  
Department on the Status of Women

This report is available at the San Francisco Department on the Status of Women website, <https://sfgov.org/dosw/gender-analysis-reports>.

City and County of San Francisco  
Department on the Status of Women  
25 Van Ness Avenue, Suite 240  
San Francisco, California 94102  
sfgov.org/dosw  
[dosw@sfgov.org](mailto:dosw@sfgov.org)  
415.252.2570

## Appendix

**Figure 26: Policy Body Demographics, 2021**

Policy Body*	Total Seats	Filled Seats	FY20-21 Budget	Women	Women of Color	People of Color	Survey Response Rate
<b>Access Appeals Commission</b>	5	5	\$0	20%	0%	0%	100%
Advisory Committee of Street Artists and Craft Examiners	5	5	\$0	20%	20%	20%	20%
African American Reparations Committee	15	15	\$0	0%	0%	0%	0%
<b>Aging and Adult Services Commission</b>	7	7	\$ 435,011,663	71%	29%	43%	86%
<b>Airport Commission</b>	5	5	\$ 1,370,000,000	40%	0%	40%	100%
Animal Control and Welfare Commission	7	7	\$0	29%	14%	29%	43%
<b>Arts Commission</b>	15	14	\$ 23,762,015	79%	57%	71%	100%
<b>Asian Art Commission</b>	27	26	\$ 10,200,000	50%	35%	54%	81%
<b>Assessment Appeals Board No.1</b>	8	6	\$ -	50%	0%	17%	100%
<b>Assessment Appeals Board No.2</b>	8	4	\$ -	0%	0%	50%	100%
<b>Assessment Appeals Board No.3</b>	8	3	\$ -	0%	0%	33%	67%
Ballot Simplification Committee	5	4	\$0	50%	0%	0%	75%
Bayview Hunters Point Citizens Advisory Committee	12	8	\$0	0%	0%	0%	0%
<b>Board of Appeals</b>	5	5	\$ 1,177,452	40%	20%	60%	100%
<b>Board Of Examiners</b>	13	10	\$0	0%	0%	40%	90%
<b>Building Inspection Commission</b>	7	6	\$ 89,600,000	33%	0%	0%	50%
Cannabis Oversight Committee	16	16	\$0	19%	31%	38%	25%

**Figure 26: Policy Body Demographics, 2021, Continued**

<b>Policy Body*</b>	<b>Total Seats</b>	<b>Filled Seats</b>	<b>FY20-21 Budget</b>	<b>Women</b>	<b>Women of Color</b>	<b>People of Color</b>	<b>Survey Response Rate</b>
Central Subway Community Advisory Group	21	14	\$0	0%	0%	0%	0%
<b>Children and Families Commission (First 5)</b>	<b>9</b>	<b>8</b>	<b>\$ 31,019,003</b>	<b>75%</b>	<b>50%</b>	<b>50%</b>	<b>75%</b>
<b>Children, Youth, and Their Families Oversight and Advisory Committee</b>	<b>11</b>	<b>7</b>	<b>\$ 171,481,507</b>	<b>14%</b>	<b>0%</b>	<b>0%</b>	<b>14%</b>
Citizen's Advisory Committee for the Central Market Street and Tenderloin Area	9	8	\$0	0%	0%	0%	0%
Citizen's Committee on Community Development	9	8	\$ 27,755,465	63%	50%	50%	63%
<b>Citizens General Obligation Bond Oversight Committee</b>	<b>9</b>	<b>6</b>	<b>\$0</b>	<b>50%</b>	<b>0%</b>	<b>17%</b>	<b>100%</b>
City Hall Preservation Advisory Commission	5	5	\$0	0%	0%	0%	20%
<b>Civil Service Commission</b>	<b>5</b>	<b>5</b>	<b>\$ 1,286,033</b>	<b>60%</b>	<b>20%</b>	<b>40%</b>	<b>100%</b>
Commission on Community Investment and Infrastructure	7	6	\$0	17%	17%	33%	50%
Commission on the Aging Advisory Council	22	14	\$0	21%	0%	0%	21%
<b>Commission on the Environment</b>	<b>7</b>	<b>7</b>	<b>\$0</b>	<b>57%</b>	<b>29%</b>	<b>43%</b>	<b>86%</b>
<b>Commission on the Status of Women</b>	<b>7</b>	<b>7</b>	<b>\$ 9,089,928</b>	<b>100%</b>	<b>86%</b>	<b>86%</b>	<b>100%</b>
Committee on Information Technology	17	17	\$ 22,934,703	12%	0%	6%	18%

**Figure 26: Policy Body Demographics, 2021, Continued**

<b>Policy Body*</b>	<b>Total Seats</b>	<b>Filled Seats</b>	<b>FY20-21 Budget</b>	<b>Women</b>	<b>Women of Color</b>	<b>People of Color</b>	<b>Survey Response Rate</b>
<b>Elections Commission</b>	7	5	\$ 69,000	60%	20%	40%	100%
<b>Entertainment Commission</b>	7	7	\$0	29%	14%	43%	100%
<b>Ethics Commission</b>	5	4	\$ 6,500,000	25%	25%	25%	25%
<b>Film Commission</b>	11	11	\$0	45%	27%	45%	100%
<b>Fire Commission</b>	5	5	\$ 414,360,096	40%	20%	60%	100%
<b>Health Commission</b>	7	7	\$ 2,700,000,000	71%	43%	71%	100%
<b>Health Service Board</b>	7	7	\$ 16,500,000	14%	14%	14%	43%
<b>Historic Preservation Commission</b>	7	7	\$0	29%	14%	14%	71%
Historic Preservation Fund Committee	7	7	\$0	0%	0%	0%	0%
Housing Authority Commission	7	5	\$ 55,800,000	20%	20%	20%	20%
<b>Human Rights Commission</b>	11	9	\$ 13,618,732	0%	0%	0%	0%
<b>Human Services Commission</b>	5	5	\$ 604,412,630	20%	0%	60%	100%
Immigrant Rights Commission	15	14	\$0	43%	36%	50%	57%
<b>Juvenile Probation Commission</b>	7	6	\$0	50%	33%	67%	83%
<b>Library Commission</b>	7	7	\$ 341,000,000	71%	43%	71%	100%
<b>Local Agency Formation Commission</b>	7	4	\$ 427,685	50%	50%	50%	50%
Local Homeless Coordinating Board	9	7	\$ 54,000,000	0%	0%	0%	0%
Long Term Care Coordinating Council	40	35	\$0	9%	3%	6%	14%
Mental Health Board	17	9	\$0	0%	0%	0%	0%
<b>MTA Board of Directors and Parking Authority Commission</b>	7	6	\$ 1,258,700,000	33%	33%	50%	50%

**Figure 26: Policy Body Demographics, 2021, Continued**

Policy Body*	Total Seats	Filled Seats	FY20-21 Budget	Women	Women of Color	People of Color	Survey Response Rate
Municipal Green Building Task Force	21	21	\$0	43%	24%	29%	67%
Municipal Transportation Agency Citizens' Advisory Council	15	13	\$0	15%	8%	8%	15%
Office of Early Care and Education Citizens' Advisory Committee	9	9	\$0	67%	33%	44%	78%
Paratransit Coordinating Council	40	25	\$0	0%	0%	0%	0%
Park, Recreation, and Open Space Advisory Committee	23	19	\$0	26%	11%	11%	53%
<b>Planning Commission</b>	<b>7</b>	<b>7</b>	<b>\$ 62,194,821</b>	<b>57%</b>	<b>29%</b>	<b>43%</b>	<b>71%</b>
<b>Police Commission</b>	<b>7</b>	<b>5</b>	<b>\$0</b>	<b>20%</b>	<b>20%</b>	<b>80%</b>	<b>100%</b>
<b>Port Commission</b>	<b>5</b>	<b>5</b>	<b>\$ 125,700,000</b>	<b>60%</b>	<b>40%</b>	<b>40%</b>	<b>60%</b>
Public Utilities Citizen's Advisory Committee	17	14	\$0	21%	0%	14%	43%
<b>Public Utilities Commission</b>	<b>5</b>	<b>5</b>	<b>\$ 1,433,954,907</b>	<b>20%</b>	<b>20%</b>	<b>20%</b>	<b>60%</b>
<b>Public Utilities Rate Fairness Board</b>	<b>7</b>	<b>4</b>	<b>\$0</b>	<b>25%</b>	<b>0%</b>	<b>25%</b>	<b>75%</b>
<b>Recreation and Park Commission</b>	<b>7</b>	<b>7</b>	<b>\$ 231,600,000</b>	<b>29%</b>	<b>14%</b>	<b>29%</b>	<b>43%</b>
Reentry Council	7	5	\$0	0%	0%	0%	0%
<b>Rent Board Commission</b>	<b>10</b>	<b>10</b>	<b>\$ 9,381,302</b>	<b>10%</b>	<b>0%</b>	<b>30%</b>	<b>60%</b>
<b>Residential Users Appeal Board</b>	<b>3</b>	<b>2</b>	<b>\$ 900</b>	<b>0%</b>	<b>0%</b>	<b>0%</b>	<b>50%</b>
<b>Retire Health Care Trust Fund Board</b>	<b>5</b>	<b>5</b>	<b>\$ 70,000</b>	<b>0%</b>	<b>0%</b>	<b>0%</b>	<b>0%</b>
<b>Retirement System Board</b>	<b>7</b>	<b>7</b>	<b>\$ 90,000,000</b>	<b>14%</b>	<b>14%</b>	<b>29%</b>	<b>57%</b>
<b>Small Business Commission</b>	<b>7</b>	<b>7</b>	<b>\$ 3,505,244</b>	<b>14%</b>	<b>0%</b>	<b>14%</b>	<b>43%</b>
SoMa Community Planning Advisory Committee	11	7	\$0	0%	0%	0%	0%

**Figure 26: Policy Body Demographics, 2021, Continued**

<b>Policy Body*</b>	<b>Total Seats</b>	<b>Filled Seats</b>	<b>FY20-21 Budget</b>	<b>Women</b>	<b>Women of Color</b>	<b>People of Color</b>	<b>Survey Response Rate</b>
SoMa Community Stabilization Fund Community Advisory Committee	14	10	\$0	0%	0%	10%	10%
Southeast Community Facility Commission	7	7	\$0	0%	0%	0%	0%
<b>Sunshine Ordinance Task Force</b>	<b>11</b>	<b>9</b>	<b>\$0</b>	<b>56%</b>	<b>44%</b>	<b>44%</b>	<b>89%</b>
Sweatfree Procurement Advisory Group	11	6	\$0	0%	0%	0%	0%
Transgender Advisory Committee	14	14	\$0	0%	0%	21%	36%
<b>Treasure Island Development Authority</b>	<b>7</b>	<b>6</b>	<b>\$0</b>	<b>17%</b>	<b>17%</b>	<b>33%</b>	<b>50%</b>
Urban Forestry Council	15	14	\$0	0%	0%	0%	0%
Veterans Affairs Commission	17	16	\$ 150,000	0%	0%	0%	0%
<b>War Memorial Board of Trustees</b>	<b>11</b>	<b>11</b>	<b>\$ 18,500,000</b>	<b>27%</b>	<b>18%</b>	<b>18%</b>	<b>45%</b>
<b>Workforce Investment Board</b>	<b>30</b>	<b>27</b>	<b>\$0</b>	<b>0%</b>	<b>0%</b>	<b>0%</b>	<b>0%</b>
Youth Commission	17	17	\$0	41%	35%	71%	88%

*\*Policy Bodies in bold are Commission and Boards, while unbolded bodies are Advisory Bodies.*



**Figure 27: San Francisco Population Estimates by Race/Ethnicity and Gender, 2017\***

Race/Ethnicity	Total		Female		Male	
	Estimate	Percent	Estimate	Percent	Estimate	Percent
San Francisco County, California	864,263	-	423,630	49%	440,633	51%
White, non-Hispanic or Latino	353,000	38%	161,381	17%	191,619	20%
Asian	295,347	31%	158,762	17%	136,585	15%
Hispanic or Latinx	131,949	14%	62,646	7%	69,303	7%
Some Other Race	64,800	7%	30,174	3%	34,626	4%
Black or African American	45,654	5%	22,311	2.4%	23,343	2.5%
Two or More Races	43,664	5%	21,110	2.2%	22,554	2.4%
Native Hawaiian and Pacific Islander	3,226	0.3%	1,576	0.2%	1,650	0.2%
Native American and Alaska Native	3,306	0.4%	1,589	0.2%	1,717	0.2%

*San Francisco Population estimates come from the 2017 and 2018 American Community Survey 5-Year Estimates.*

*\*Due to unavailable updated data on San Francisco population, the data used to represent the San Francisco population is from the 2019 Gender Analysis Report.*



City and County of San Francisco  
**Department on the Status of Women**



London N. Breed  
Mayor

## Acknowledgments

---

The San Francisco Department on the Status of Women would like to thank the various policy body members, commission secretaries, and city staff who graciously assisted in collecting demographic data and providing information about their respective policy bodies. In particular, the Department would like to thank interns Charly De Nocker and Brooklynn McPherson for the data collection and analysis of this report.

### **San Francisco Commission on the Status of Women**

President Breanna Zwart  
Vice President Dr. Shokooh Miry  
Commissioner Sophia Andary  
Commissioner Sharon Chung  
Commissioner Dr. Anne Moses  
Commissioner Dr. Raveena Rihal  
Commissioner Ani Rivera

Kimberly Ellis, Director  
Department on the Status of Women

This report is available at the San Francisco Department on the Status of Women website, <https://sfgov.org/dosw/gender-analysis-reports>.

City and County of San Francisco  
Department on the Status of Women  
25 Van Ness Avenue, Suite 240  
San Francisco, California 94102  
sfgov.org/dosw  
[dosw@sfgov.org](mailto:dosw@sfgov.org)  
415.252.2570



March 7, 2025

TO: The San Francisco Board of Supervisors:

FROM: Deborah C. Gordon

Executive Director (Emeritus), Preventive Defense Project, Stanford University  
Council Member and Mayor, Woodside, CA 2001-2018

RE: Reference for Joshua Wagner – San Francisco Veterans Affairs Commission

I write to unconditionally recommend Joshua Wagner for selection as a member of the San Francisco Veterans Affairs Commission.

I first met Josh when he came to Stanford University after graduating from the Naval Academy in 2012 to pursue a Master of Science Degree in Aeronautics and Astronautics. He applied for and was accepted as a research assistant to the Preventive Defense Program (PDP) where I was the Executive Director. PDP was a program directed by William J. Perry, 19<sup>th</sup> Secretary of Defense, to move national security strategy from deterrence to prevention. Much like the goal of preventive medicine to prevent disease before disease takes hold, the goal of Preventive Defense was to prevent conflict before it escalates to war.

Josh distinguished himself academically from the start. But in his roll as a research assistant supporting our work, he stood above the rest. I was impressed with his depth of knowledge, his curiosity, his ability to understand complex geopolitical situations, and his thoughtful engagement discussing policy options for current global challenges with colleagues and students alike. He effectively balanced his academic life, research responsibilities, and navy responsibilities and excelled at all three.

After he graduated, he served in the U.S. Navy. He again distinguished himself this time as a pilot, an instructor, a leader and a mentor. His CV speaks for itself. I have kept in touch as I do with many of the military fellows who came through Stanford. All the time he was serving in the Navy he was going above and beyond to serve other communities wherever in the world he found himself. As he began to think about his post-military career, he reached out to me and other Stanford colleagues for input. He was leaning toward the high-tech entrepreneurial environment that he was introduced to while at Stanford as most of the military fellows are. He did find a position where he could build a career in the tech sector. He and his wife decided to make San Francisco their home where his wife had developed a photography business during all the years of overseas deployment and his new position allowed working remotely. But he still felt compelled to serve his community and country.




He reached out to me for suggestions. As a Woodside Town Council member for 17 years, mayor, CCAG chair and director, and member of numerous commissions and boards, I know the challenges and the joys of local engagement. I also know that participation and collaboration makes for a successful community. I suggested he explore volunteer opportunities in San Francisco. He found the Veterans Affairs Commission. I cannot think of a better place for him to serve.

His career in the Navy is certainly important preparation for understanding the challenges facing veterans. But more important, I believe, is that he is a compassionate and thoughtful man. He listens. And I have seen that demonstrated in his interactions with my adult special needs granddaughter. They share a love of flying and he engages with her as a friend talking about different kinds of planes, answering her questions and asking for her input.

In sum, Josh has demonstrated the ability to perform at the highest level of scholarship as well as to lead and develop others serving his country. He is also team player who cares about the success of the community – whatever that community may be. He has the highest integrity and is one on whom I can depend. I cannot recommend Josh more highly for selection to the Veterans Affairs Commission. I am happy he has chosen the Bay Area to make home. We will all be the better for it.

Sincerely,

A handwritten signature in black ink, appearing to read 'Deborah C. Gordon', with a long, sweeping flourish extending to the right.

Deborah C. Gordon

[dcgordon@me.com](mailto:dcgordon@me.com)

650-391-8623



**From:** [Barklee Sanders](#)  
**To:** [Young, Victor \(BOS\)](#); [Walton, Shamann \(BOS\)](#)  
**Subject:** Fwd: Letter of Support for Barklee Sanders – Veteran Board Appointment (Seat 9)  
**Date:** Saturday, March 8, 2025 2:20:00 PM

---

This message is from outside the City email system. Do not open links or attachments from untrusted sources.

Is it acceptable to forward this to the Veterans Board's appointing body?

**Barklee Sanders**

Technology Consultant

More about me: [barkleesanders.com](http://barkleesanders.com)

Schedule a meeting: <https://cal.com/barkleesanders>

----- Forwarded message -----

**From:** **Cornelius Sangster** <[corneliussangster@gmail.com](mailto:corneliussangster@gmail.com)>

**Date:** Fri, Mar 7, 2025 at 2:33 PM

**Subject:** Letter of Support for Barklee Sanders – Veteran Board Appointment (Seat 9)

**To:** Barklee Sanders <[barkleesanders@gmail.com](mailto:barkleesanders@gmail.com)>

Hey Sanders! Please Review

Dear Supervisor Walton and Members of the Committee,

I am writing to offer my full support for Barklee Sanders' appointment to Seat 9 on the San Francisco Veterans Affairs Commission. Having known Barklee for over a decade, I can personally attest to his dedication, leadership, and deep commitment to improving the lives of veterans.

Barklee and I first met in 2014 at Fort Gordon during Advanced Individual Training (AIT), where we trained as 25U (Signal Support Systems Specialists). From the start, Barklee demonstrated outstanding problem-solving skills, a strong work ethic, and a natural ability to lead and support his fellow service members. Since graduating AIT, we have maintained a close friendship and collaborated on multiple projects, particularly in supporting lower-income communities through SFIOO. His ability to create real, impactful change is evident in all he does.

One of Barklee's most significant contributions to the veteran community is his development of the GPA Bot, a tool that has streamlined the VA benefits application process. With this technology, he has helped veterans—myself included—secure 100% of their benefits in just two hours, bypassing the standard 125-day VA processing time. This system has saved veterans over 100 days of waiting, ensuring they receive the support they deserve without delays or bureaucratic hurdles.

Barklee is a dedicated advocate for veterans, an innovative problem-solver, and a leader who takes action to improve the lives of those who have served. His appointment to the Veterans Affairs Commission would bring valuable expertise, fresh solutions, and a tireless commitment to ensuring veterans in San Francisco receive the care, support, and representation they need.

For these reasons, I strongly encourage you to support Barklee Sanders' appointment. San Francisco's veterans deserve a leader like him—someone who truly understands their needs and works tirelessly to create solutions. Please feel free to reach out if you require any further information.

With deep respect and appreciation for your time and consideration,

Sincerely,

Cornelius Kendall Sangster II

---