



SAN FRANCISCO
Office of Economic and Workforce Development

Office of Economic and Workforce Development

Budget Update | June 2019

Mission and Goals

Mission: The Office of Economic and Workforce Development advances equitable and shared prosperity for San Franciscans by growing sustainable jobs, supporting businesses of all sizes, creating great places to live and work, and helping everyone achieve economic self-sufficiency.


Goals:

1. Facilitate a resilient, diverse, and robust economy
2. Foster equitable and shared prosperity and connecting residents to good jobs and strong career pathways
3. Support vibrant neighborhoods by strengthening small businesses and community organizations
4. Create space for jobs, affordable housing, recreation, and public use

Budget Overview

(MYR Phase)

	FY 2018-2019	FY 2019-2020 <i>(Proposed MYR)</i>	Change from FY 2018-2019	FY 2020-2021 <i>(Proposed MYR)</i>	Change from FY 2019-2020
Salaries	11,952,285	13,342,493	1,390,208	13,909,228	566,735
Mandatory Fringe Benefits	4,889,144	5,607,128	717,984	5,972,236	365,108
Non-Personnel Services	2,498,743	5,507,216	3,008,473	3,505,352	(2,001,864)
City Grant Programs	27,314,885	43,091,903	15,777,018	29,028,625	(14,063,278)
Carry-Forward/Programmatic Budgets	9,247,983	6,115,857	(3,132,126)	6,296,626	180,769
Materials & Supplies	68,332	66,117	(2,215)	66,117	-
Services of Other Departments	11,488,112	10,991,107	(497,005)	11,245,369	254,262
Transfers	10,000	10,000	-	10,000	-
TOTAL	67,469,484	84,731,821	17,262,337	70,033,553	(14,698,268)



New Investments for FY 19-20

Workforce Development


- Opportunities for All
- First Source Hiring



Opportunities for All



Code Tenderloin



New Investments for FY 19-20

Small Business


- Fee Assistance
- Access to Capital
- SF Shines
- Permitting Support
 - Cannabis



Green Apple Books



Li Po Lounge



New Investments for FY 19-20

Nonprofit Sustainability


- Community Cornerstones
- Space Acquisition and Stabilization



Sunset Youth Services



Mission Kids



New Investments for FY 19-20

Clean & Safe Neighborhoods


- Downtown Streets
- Big Belly
- Civic Center



Civic Center



Castro CBD Big Belly



Accountability & Equity

Support vibrant neighborhoods, small businesses and nonprofits	Foster shared prosperity and connect residents to strong career pathways	Create space for affordable housing, recreation, and public use
Office of Small Business clients served: 3,608	Total clients served: 5,487	Major housing development projects in portfolio: 16
Businesses retained: 1,253	Total placements: 2,908	Housing units entitled: 2,945
Storefront façade improvements: 39	Workforce client data including race, gender, age, income status	Housing starts: 298
CBD funding: raised \$52M for community investments	- Race: 95% of placements are people of color	Projected housing starts over 5 years: 14,394
Storefront vacancy rate: 12% across 24 commercial corridors	- Gender: 44% of placements identify as female	Housing unit completions: 209
190 Legacy Businesses/Nonprofits added to registry to date	- Age: 24% transitional age youth	Public space activations: Civic Center, Mendell Plaza, Gene Suttle Plaza

Office of Economic and Workforce Development

Budget Update | June 2019