



# **File No. 230091: Amendment 2, Power Scheduling Coordination and Related Support Services**

**Suni Jones**

**Acting Manager, Wholesale and Retail Services**

**Budget and Finance Committee**

**March 1, 2023**

# How we provide our Services



**HETCH HETCHY POWER  
SUPPLY AND TRANSMISSION**

Hetch Hetchy supply distributed through wholesale agreement.  
Customers pay Hetch Hetchy Power for all services.



**CLEANPOWERSF SUPPLY**



**CAISO TRANSMISSION**  
non-profit grid operator



**PG&E-Owned Distribution  
Grid within San Francisco**

**Hetch Hetchy Power and  
CleanPowerSF Customers**

CleanPowerSF supply distributed by PG&E as retail service.  
Customers pay PG&E for everything BUT supply.



# Summary of Requested Action

Increase capacity in existing contract, PRO.0152, for Power Scheduling Coordinator Services with APX, Inc.

	Original	First Amendment	Requested Amendment	Resulting Change
Services	\$4,242,800	\$4,242,800	\$4,242,800	0
CAISO Pass-through Payments	\$130,500,000	\$255,500,000	\$895,742,800	\$636,000,000
Duration	5 years	5 years	5 years	0


# Need Increase in Contract Capacity

**Contractor implements critical payment step in approved operating budgets for:**

- CleanPowerSF
- Hetch Hetchy Power

**Higher Power prices necessitate an increase in capacity to process payments**

- Staff responding to market
- Payments to CAISO for power “pass through” higher than forecast





# Drivers of Higher than Anticipated Power Prices

---

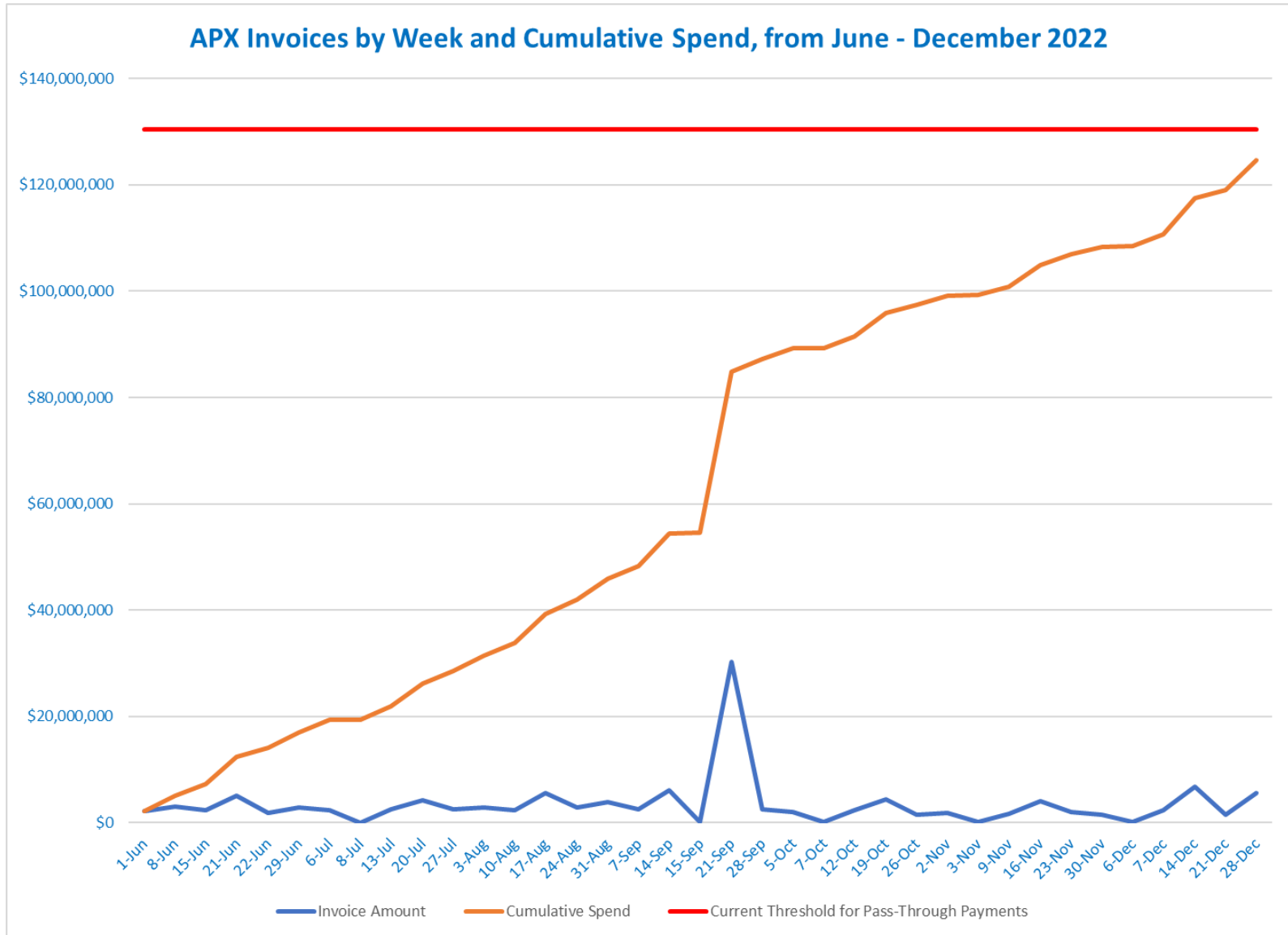
Global Energy Shortages due to trade disruptions and war.

New generation facilities have not come online due to supply chain delays.

Extreme winter and summer weather in the United States.

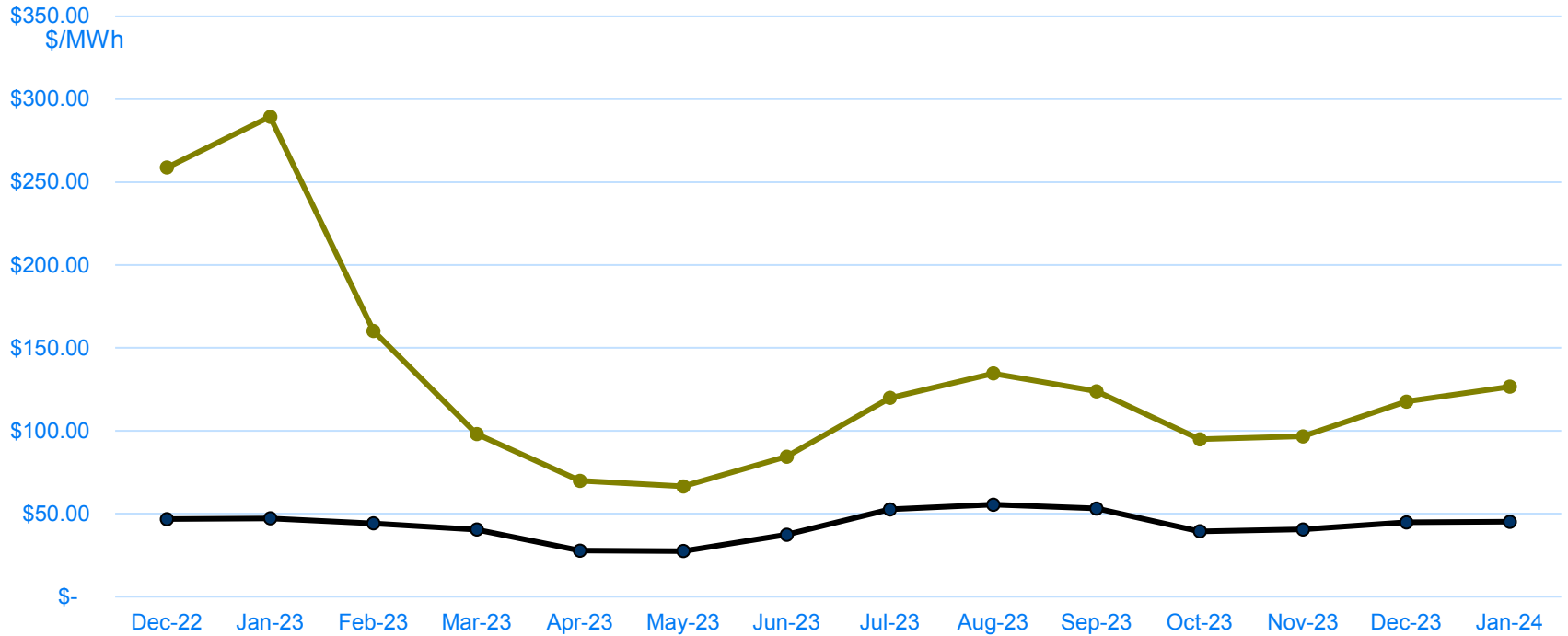
Drought conditions have limited the availability of hydroelectric energy, which has also constrained energy supplies and increased prices.

# Those Prices Result in Higher Pass-through Payments Absorbing Capacity





# Forward Price Projections Average about 200% Higher Now



	Dec-22	Jan-23	Feb-23	Mar-23	Apr-23	May-23	Jun-23	Jul-23	Aug-23	Sep-23	Oct-23	Nov-23	Dec-23	Jan-24
12/21/2022	\$258.75	\$289.39	\$160.27	\$98.04	\$69.87	\$66.41	\$84.39	\$119.81	\$134.56	\$123.86	\$94.89	\$96.67	\$117.58	\$126.55
6/1/2021	\$46.76	\$47.19	\$44.14	\$40.40	\$27.73	\$27.41	\$37.31	\$52.56	\$55.43	\$53.17	\$39.36	\$40.48	\$44.77	\$45.09
% Change	453%	513%	263%	143%	152%	142%	126%	128%	143%	133%	141%	139%	163%	181%



San Francisco  
**Water  
Power  
Sewer**

**Thank You**

**Questions?**

