

File No. 130539

Committee Item No. 13  
Board Item No. 22

**COMMITTEE/BOARD OF SUPERVISORS**  
AGENDA PACKET CONTENTS LIST

Committee: Budget and Finance Committee

Date: 06/19/2013  
06/21/2013

Board of Supervisors Meeting

Date: July 16, 2013

**Cmte Board**

- |                                     |                                     |  |
|-------------------------------------|-------------------------------------|--|
| <input type="checkbox"/>            | <input type="checkbox"/>            | Motion                                       |
| <input type="checkbox"/>            | <input type="checkbox"/>            | Resolution                                   |
| <input checked="" type="checkbox"/> | <input checked="" type="checkbox"/> | Ordinance                                    |
| <input checked="" type="checkbox"/> | <input checked="" type="checkbox"/> | Legislative Digest                           |
| <input type="checkbox"/>            | <input checked="" type="checkbox"/> | Budget and Legislative Analyst Report        |
| <input type="checkbox"/>            | <input type="checkbox"/>            | Legislative Analyst Report                   |
| <input type="checkbox"/>            | <input type="checkbox"/>            | Youth Commission Report                      |
| <input type="checkbox"/>            | <input type="checkbox"/>            | Introduction Form                            |
| <input checked="" type="checkbox"/> | <input checked="" type="checkbox"/> | Department/Agency Cover Letter and/or Report |
| <input type="checkbox"/>            | <input type="checkbox"/>            | MOU  |
| <input type="checkbox"/>            | <input type="checkbox"/>            | Grant Information Form                       |
| <input type="checkbox"/>            | <input type="checkbox"/>            | Grant Budget                                 |
| <input type="checkbox"/>            | <input type="checkbox"/>            | Subcontract Budget                           |
| <input type="checkbox"/>            | <input type="checkbox"/>            | Contract/Agreement                           |
| <input type="checkbox"/>            | <input type="checkbox"/>            | Form 126 – Ethics Commission                 |
| <input type="checkbox"/>            | <input type="checkbox"/>            | Award Letter                                 |
| <input type="checkbox"/>            | <input type="checkbox"/>            | Application                                  |
| <input type="checkbox"/>            | <input type="checkbox"/>            | Public Correspondence                        |

**OTHER** (Use back side if additional space is needed)

<input type="checkbox"/>	<input type="checkbox"/>	_____
<input type="checkbox"/>	<input type="checkbox"/>	_____
<input type="checkbox"/>	<input type="checkbox"/>	_____
<input type="checkbox"/>	<input type="checkbox"/>	_____
<input type="checkbox"/>	<input type="checkbox"/>	_____
<input type="checkbox"/>	<input type="checkbox"/>	_____
<input type="checkbox"/>	<input type="checkbox"/>	_____
<input type="checkbox"/>	<input type="checkbox"/>	_____
<input type="checkbox"/>	<input type="checkbox"/>	_____

Completed by: Victor Young Date June 14, 2013  
Completed by: Victor Young Date 7/11/13

[Administrative Code - Library Fines and Fees]

**Ordinance amending the Administrative Code to reduce video and digital video disc fees and to increase fees for scanning of photographs at higher resolutions and reproduction of photographs for commercial purposes.**

NOTE: Additions are *single-underline italics Times New Roman*;  
 deletions are ~~*strike-through italics Times New Roman*~~.  
 Board amendment additions are double-underlined;  
 Board amendment deletions are ~~strikethrough-normal~~.  
 Asterisks (\*\*\*) indicate the omission of unchanged Code subsections.

Be it ordained by the People of the City and County of San Francisco:

Section 1. The Administrative Code is hereby amended by amending Section 8.21-2, to read as follows:

**SEC. 8.21-2. LIBRARY FEES AND FINES.**

(a) Fee Schedule. The Library Commission is hereby authorized to charge fines and fees for the use of library materials and services in accordance with the following schedule:

**SAN FRANCISCO PUBLIC LIBRARY FINES & FEES SCHEDULE**

OVERDUE FINES By Material		
ADULT MATERIALS	DAILY	MAXIMUM
Books	\$0.10	\$5.00
Phonorecords	\$0.10	\$5.00
Audiocassettes	\$0.10	\$5.00
Books on Tape	\$0.10	\$5.00
Compact Discs	\$0.10	\$5.00

1	Magazines	\$0.10	\$5.00
2	Paperbacks (Cataloged)	\$0.10	\$5.00
3	Paperbacks (Uncataloged)	\$0.10	\$2.00
4			
5	<i>Videos and Digital Video Discs (DVDs)</i>	<u>\$0.10</u>	<u>\$5.00</u>
6			

7 **JUVENILE MATERIALS**

8 Depends on age of borrower (See Overdue Fines "by Patron" below.)

9	<b>SPECIAL MATERIALS</b>	<b>DAILY</b>	<b>MAXIMUM</b>
10			
11	<i>Videos and Digital Video Discs (DVDs) (adults/seniors)</i>	<i>\$1.00</i>	<i>\$5.00</i>
12			
13	<i>Videos and DVDs (0-17 years)</i>	<i>No fines</i>	<i>No fines</i>
14			
15	Sheet Music	\$0.10	\$5.00
16	Orchestral/Music Sets	\$0.25	\$10.00
17	Vertical File Materials	\$0.10	\$5.00

18 **OVERDUE FINES by Patron**

19	Fines: Adults (18-64 years)	\$0.10	\$5.00
20			
21	Fines: Seniors (over 65)	\$0.05	\$5.00
22			
23	Fines: Teens (13-17 years)	No fines	No fines
24			
25	Fines: Children (0-12 years)	No fines	No fines

\*\*\*

DOCUMENT DELIVERY AND SPECIAL SERVICES		
Inter-Library Loan; Photocopy	\$0.25/page	
(maximum: 50 pages/day)		\$5.00 rush
San Francisco History Center: <del>reproduction photo shoot of</del> photographs <i>(for teaching, scholarship, or research purposes)</i>	\$1.00/photo	
<del>San Francisco History Center: reproduction of photographs (for commercial purposes)</del>	<del>\$15.00 FMV of any additional labor required due to age or condition of photograph</del>	
<del>San Francisco History Center: scanning of photographs</del>	<del>\$15.00 per existing scan; \$20.00 per new scan; \$1.00 per CD</del>	
<del>San Francisco History Center: scanning of photographs</del>	<del>\$15.00 per 300 dpi existing scan; \$20.00 per 300 dpi new scan; \$35.00 per 600 dpi scan; \$50.00 per 1,200 dpi scan; \$35.00 per 3,000 dpi slides, negatives, or glass plates; \$1.00 per CD</del>	
<del>San Francisco History Center: permission to publish photographs (for commercial purposes)</del>	<del>\$15.00 per project in a single type of media or \$100.00 per project in unlimited types of media + FMV of any additional labor required due to age or condition of photograph</del>	

\*\*\*\*


Section 2. Effective Date. This ordinance shall become effective 30 days from the date of passage.

Section 3. This section is uncodified. In enacting this Ordinance, the Board intends to amend only those words, phrases, paragraphs, subsections, sections, articles, numbers, punctuation, charts, diagrams, or any other constituent part of the Administrative Code that are explicitly shown in this legislation as additions, deletions, Board amendment additions,

1 and Board amendment deletions in accordance with the "Note" that appears under the official  
2 title of the legislation.

3  
4 APPROVED AS TO FORM:  
5 DENNIS J. HERRERA, City Attorney

6 By:

  
Alicia Cabrera

Deputy City Attorney

n:\govern\as2013\1300364\00843834.doc

**LEGISLATIVE DIGEST**

[Administrative Code - Library Fines and Fees]

**Ordinance amending the Administrative Code to reduce video and digital video discs fees and to increase reproduction of photographs for commercial purposes.**

Existing Law

Currently, the San Francisco Public Library ("SFPL") charges \$1.00 a day for overdue videos and digital video discs. SFPL charges \$15.00 plus the fair market value of labor for reproduction of photographs used for commercial purposes. SFPL charges \$15.00 for existing scans of photographs and \$20.00 for new scans of photographs and \$1.00 for photographs scanned onto a CD.

Amendments to Current Law

The proposed changes to the fees and fines schedule include a reduction of the DVD overdue fines for adults to \$.10/day and \$.05/day for seniors to standardize overdue fees for materials, regardless of format and to remove barriers to patron access to materials. The proposed fines and fee changes will increase fees for scanning of photographs at higher resolutions than currently offered and for reproduction of photographs for commercial purposes on a per project basis for a single media for \$15.00 and unlimited media for \$100.00.

**RECOMMENDATIONS OF THE BUDGET & LEGISLATIVE ANALYST  
FOR AMENDMENT OF BUDGET ITEMS  
FY 2013-14 AND FY 2014-15**

**DEPARTMENT:** LIB – LIBRARY

Specific changes in the Department’s FY 2014-15 revenues are due to Charter-required Property Tax and General allocations.

**FEE LEGISLATION**

File No.	Fee Description	FY 2012-13	FY 2013-14		FY 2014-15	
		Projected Revenue	Projected Revenue	Change from PY	Projected Revenue	Change from PY
130539	DVD late fees for adults/seniors from \$1/day & a maximum of \$5 to \$0.10/day & a maximum of \$5 for adults & \$0.05/day & a maximum of \$5.	164,745	19,745	(145,000)	19,745	-
130539	San Francisco History Center, scanning of photographs: \$15 per 300 dpi existing scan; \$20 per 300 dpi new scan; \$35 per 600 dpi scan, \$50 per 1,200 dpi scan; \$35 per 3,000 dpi slides, negatives or glass plates; \$1.00 per CD	7,000	27,000	20,000	27,000	-
130539	San Francisco History Center, permission to publish photographs (for commercial purpose): \$15 per project in a single type of media or \$100 per project in unlimited types of media + cost of any additional labor required due to age or condition of the photograph	-	20,000	20,000	20,000	-

**File 13-0539:** The proposed ordinance would revise certain Library fees, as shown in the table above and as follows:

- Reduction in the existing overdue fees for DVDs to be consistent with overdue fees for other Library materials;
- Increase in fees for scanning of San Francisco History Center photographs to pay for the costs of scanning at higher resolutions than currently offered; and
- New fees for reproduction of San Francisco History Center photographs for commercial purposes.

The revenue from the fines and fees for scanning and reproduction of photographs will be dedicated to the San Francisco History Center for archival collections and supplies.





BOARD of SUPERVISORS



City Hall  
Dr. Carlton B. Goodlett Place, Room 244  
San Francisco 94102-4689  
Tel. No. 554-5184  
Fax No. 554-5163  
TDD/TTY No. 554-5227

June 11, 2013

File No. 130539

Sarah Jones  
Environmental Review Officer  
Planning Department  
1650 Mission Street, 4<sup>th</sup> Floor  
San Francisco, CA 94103

Dear Ms. Jones:

On June 4, 2013, Mayor Lee introduced the following proposed legislation:

**File No. 130539**

Ordinance amending the Administrative Code to reduce video and digital video disc fees and to increase reproduction of photographs for commercial purposes.

This legislation is being transmitted to you for environmental review.

Angela Calvillo, Clerk of the Board

*Victor Young*

By: Victor Young, Committee Clerk  
Budget and Finance Committee

Attachment

c: Monica Pereira, Environmental Planning  
Joy Navarrete, Environmental Planning

*Statutory Exemption  
CEQA Section 15273  
Rates, Fees, Fines, and Charges*

*J. Navarrete* June 13, 2013  
JOY NAVARRETE



Ben Rosenfield  
Controller

Monique Zmuda  
Deputy Controller

## MEMORANDUM

**TO:** The Honorable Board of Supervisors  
Clerk of the Board

**FROM:** Michelle Allersma, Acting Director of Budget & Analysis  
Controller's Office

**DATE:** June 12, 2013

**SUBJECT:** Certification of Fees – Legislative Fee Changes

The Controller's Office published a Master Fee Schedule of Budget Submissions for FY 2013-14 and FY 2014-15 Budget Deliberations in April 2013. The Master Fee Schedule provides policymakers with a timely and comprehensive summary of departmental licenses, permits, fines, and service charges, organized alphabetically by department. These data are a compilation of departmental budget submissions, and represent each department's estimate of fee revenue and related cost recovery. Adopted fees may vary from what is published in the Master Fee Schedule. The full report is available on our website at:  
<http://sfcontroller.org/index.aspx?page=399>

Please refer to the referenced pages for the following fees:

- Street Artist Fee, p. 5
- Fire Department Permit Fees, p. 46
- Medical Examiner Fees, pp. 47-48
- Public Guardian Fee, p. 57
- Library Fines and Fees, p. 96-98
- Recreation and Park Code Fees, pp. 116-139

Patient rates charged by the Department of Public Health are not included in the Master Fee Schedule because budgeted revenue is based on reimbursements from (with few exceptions) Medi-Cal, Medicare and other third parties, rather than the patient rates. The pending legislation sets patient rates as a reference point for full cost recovery in order to increase reimbursement amounts.

As indicated in the Master Fee Schedule, none of the referenced fees are projected to recover more than the cost of providing the relevant service(s). Please contact Drew Murrell of my staff at (415) 554- 7647 if you have any questions.

Attachments: Excerpted pages from Master Fee Schedule

Budget Form 2B: Schedule of Licenses, Permits, Fines & Service Charges

DEPARTMENT: ARTS COMMISSION (ART)

Inflation Factor for FY 2013-14 Fee Auto Increase as per Code Section **	2.2%
Inflation Factor for FY 2014-15 Fee Auto Increase as per Code Section **	3.5%

CPI Adjustment	
Yes	
No	

Item	Fee Status C/M/N	Description	Code Authorization	Auto CPI Adjust Yes/No	Unit Basis (eg. per sq ft/l)	FY 2012-13 Fee	FY 2012-13 Units (Est.)	FY 2012-13 Revenue Budgeted	FY 2012-13 Cost Recovery (Est.)	FY 2013-14 Fee **	FY 2013-14 Units (Est.)	FY 2013-14 Revenue Proposed	FY 2013-14 Cost Recovery (Est.)	FY 2014-15 Fee **	FY 2014-15 Units (Est.)	FY 2014-15 Revenue Proposed	FY 2014-15 Cost Recovery (Est.)	Fiscal Year of Last Increase	Fee Prior to Last Increase
1	M	Street Artist Certification Fee	Ord. 41-83	No	Per license	\$ 664.08	395	\$ 312,003	98%	\$ 841.92	418	\$ 351,923	100%	\$ 871.31	419	\$ 365,079	100%	FY 11/12	\$616.64
2	M	Civic Design Review Fee	Admin Code Sec. 3.194	No	Per Review	\$ 2,316.00	50	\$ 115,800	81%	\$ 2,489.00	50	\$ 124,500	100%	\$ 2,583.00	50	\$ 129,150	100%	N/A	

Fee Status: C - Continuing  
M - Modified  
N - New

Notes:

\*\* If Auto CPI adjustment = Yes, FY 2013-14 and FY 2014-15 Fee will be automatically generated based on the Inflation factor determined by the Controller.  
If Auto CPI adjustment = No, FY 2013-14 and FY 2014-15 Fee will remain the same as previous year or entered by dept according to Code Authorization.

Budget Form 2B: Schedule of Licenses, Permits, Fines & Service Charges

DEPARTMENT: Fire (FIR)

Inflation Factor for FY 2011-12 Fee Auto Increase as per Code Section **	2.2%
Inflation Factor for FY 2014-15 Fee Auto Increase as per Code Section **	3.5%

CPI Adjustment	
Yes	
No	

Item	Fee Status C/M/N	Description	Code Authorization	Auto CPI Adjust. Yes/No	Unit Basis (eg. per sq ft)	FY 2012-13 Fee	FY 2012-13 Revenue Budgeted	FY 2012-13 Cost Recovery (Est.)	FY 2013-14 Fee	FY 2013-14 Revenue Proposed	FY 2013-14 Cost Recovery (Est.)	FY 2014-15 Fee	FY 2014-15 Revenue Proposed	FY 2014-15 Cost Recovery (Est.)	Fiscal Year of Last Increase	Fee Prior to Last Increase
1	M	Pre-Application Plan Review	SFFC 112.11	No	Per Request of Client	\$ 220.00	\$ 74,800	99%	\$ 230	\$ 88,550	99%	\$ 230.00	\$ 88,550	97%	2010	\$ 180.00
2	M	Fire Water Flow Request	SFFC 112.17	No	Per Request of Client	\$110/\$220	\$ 73,700	100%	See Schedule	\$ 88,550	99%	\$115/\$230	\$ 88,550	97%	2010	\$95/\$190
3	C	Fire Prevention Plan Check	SFFC 112.9	No	Per Plan reviewed	\$ 6,850	\$ 3,935,000	99%	See Schedule	\$ 4,400,000	100%	See Schedule	\$ 4,400,000	99%	2013	See Schedule
4	M	Fire Inspection Fees	SFFC 112.10	No	Per Request of Client	\$ 110.00	\$ 1,023,000	99%	\$ 115	\$ 1,403,000	100%	\$ 115.00	\$ 1,403,000	99%	2010	\$ 95.00
5	C	High Rise Fire Inspection Fees	SFFC 112.8	No	Per 1,000 sq ft	\$ 12.00	\$ 1,546,000	101%	\$ 12	\$ 1,680,000	100%	\$ 12.00	\$ 1,680,000	99%	2010	\$ 11.00
6	C	Tax Collection Renewal Fees	Business and Tax Code	No	Per location	\$ 330.00	\$ 1,562,000	100%	\$ 330	\$ 1,562,000	99%	\$ 330.00	\$ 1,562,000	98%	2010	\$ 270.00
7	C	Original Permit/License Fees	SFFC 112.2	No	Per inspection	\$ 330.00	\$ 879,500	99%	\$ 330	\$ 879,500	99%	\$ 330.00	\$ 879,500	98%	2010	\$ 270.00
8	M	Fire Code Violation	SFFC 112.3	No	Per inspection	\$ 220.00	\$ 103,400	100%	\$ 230	\$ 56,350	100%	\$ 230.00	\$ 56,350	99%	2010	\$ 180.00
9	M	Referral Inspection Fee	SFFC 112.7	No	Per inspection	\$ 110.00	\$ 124,300	100%	\$ 115	\$ 138,000	99%	\$ 115.00	\$ 138,000	97%	2010	\$ 95.00
10	C	Overline Service Fees	SFFC 112.15	No	Per hour	\$ 131.00	\$ 7,658	100%	\$ 133	\$ 1,150,000	100%	\$ 132.78	\$ 1,150,000	100%	2010	\$ 128.00
11	C	Residential Inspection Program	SFFC 112.18	No	Per Inspector	\$ 157.00	\$ 571,009	100%	\$ 157	\$ 571,009	100%	\$ 157	\$ 571,009	100%	2009	\$ 146.00
12	C	Residential Key Access Program	SFFC 112.19	No	Per subscriber	\$ 230.00	-	N/A	\$ 230	-	N/A	\$ 230	-	N/A	N/A	N/A
13	C	Misc Subpoenas & Fire Reports	ADMIN CODE	No	Per document	\$4-\$12	\$ 20,000	N/A	\$4-\$12	\$ 15,000	N/A	\$4-\$12	\$ 15,000	N/A	N/A	\$ -
14	C	Vehicle Incident Insurance Fee	SFFC	No	Per incident, tiered fee	\$249/\$498	\$ 3,144	80%	\$249/\$498	\$ 3,144	N/A	\$249/\$498	\$ 3,144	N/A	N/A	\$ -
15	C	False Alarm Response Fee	SFFC 112.4	No	Per incident, tiered fee	\$250/\$500	\$ 630	N/A	\$250/\$500	\$ 3,144	N/A	\$250/\$500	\$ 630	N/A	N/A	N/A
16	C	Medical Cannabis Dispensary Fee	ADMIN CODE	No	Per inspection	\$ 110.00	\$ 8	N/A	\$ 110	\$ 880	N/A	\$ 110.00	\$ 880	N/A	N/A	N/A
17	C	Ambulance Services	HC 128.1	No	Per type of services	\$376/\$1,690	\$ 65,000	N/A	\$376/\$1,690	\$ 31,249,651	N/A	\$376/\$1,690	\$ 28,249,651	N/A	N/A	\$ -
18	C	Medical Records Fees	CA Evidence 1560-1567	No	Per Request of Client	\$ 15.00	\$ 1,000	N/A	\$ 15	\$ 15,000	N/A	\$ 15.00	\$ 15,000	N/A	N/A	\$ -

Fee Status: C - Continuing  
M - Modified  
N - New

Notes:

\*\* If Auto CPI adjustment = Yes, FY 2013-14 and FY 2014-15 Fee will be automatically generated based on the inflation factor determined by the Controller.  
If Auto CPI adjustment = No, FY 2013-14 and FY 2014-15 Fee will remain the same as previous year or entered by dept according to Code Authorization.

Budget Form 2B: Schedule of Licenses, Permits, Fines & Service Charges

DEPARTMENT: GSA-City Administrator (ADM)

Inflation Factor for FY 2013-14 Fee Auto Increase as per Code Section **	2.2%
Inflation Factor for FY 2014-15 Fee Auto Increase as per Code Section **	3.5%

CPI Adjustment	
Yes	
No	

Item	Fee Status CIMN	Description	Code Authorization	Auto CPI Adjust Yes/No	Unit Basis (eg. per sq ft)	FY 2012-13 Fee	FY 2012-13 Units (Est.)	FY 2012-13 Revenue Budgeted	FY 2012-13 Cost Recovery (Est.)	FY 2013-14 Fee **	FY 2013-14 Units (Est.)	FY 2013-14 Revenue Proposed	FY 2013-14 Cost Recovery (Est.)	FY 2014-15 Fee **	FY 2014-15 Units (Est.)	FY 2014-15 Revenue Proposed	FY 2014-15 Cost Recovery (Est.)	Fiscal Year of Last Increase	Fee Prior to Last Increase
1	C	Proof of death for insurance purposes	Admin. Code, Section 8.14	Yes	per letter	\$ 7.11		\$ -	100%	\$ 7.26	7.52	\$ -		\$ 7.52	7.52	\$ -		2012	\$ 7.00
2	C	Statement to attending physician at death	Admin. Code, Section 8.14	Yes	per letter	\$ 7.11		\$ -	100%	\$ 7.26	7.52	\$ -		\$ 7.52	7.52	\$ -		2012	\$ 7.00
3	C	Non-contagious letter	Admin. Code, Section 8.14	Yes	per letter	\$ 7.11		\$ -	100%	\$ 7.26	7.52	\$ -		\$ 7.52	7.52	\$ -		2012	\$ 7.00
4	C	Certified copy of Medical Examiner's report	Admin. Code, Section 8.14	Yes	per report	\$ 66.00		\$ -	100%	\$ 66.44	66.77	\$ -		\$ 66.77	66.77	\$ -		2012	\$ 35.00
5	C	Copy (not certified) of Medical Examiner's report	Admin. Code, Section 8.14	Yes	per report	\$ 60.00		\$ -	100%	\$ 61.33	63.48	\$ -		\$ 63.48	63.48	\$ -		2012	\$ 15.00
6	C	Disease pouches for decomposed, accident or infectious cases	Admin. Code, Section 8.14	Yes	per pouch	\$ 50.76		\$ -	100%	\$ 51.89	53.70	\$ -		\$ 53.70	53.70	\$ -		2012	\$ 50.00
7	C	Forensic autopsy performed on non-Medical Examiner's cases or outside county	Admin. Code, Section 8.14	Yes	per autopsy	\$ 3,410.06		\$ -	100%	\$ 3,485.76	3,607.76	\$ -		\$ 3,607.76	3,607.76	\$ -		2012	\$ 3,355.00
8	C	X-rays	Admin. Code, Section 8.14	Yes	per xray	\$ 117.76		\$ -	100%	\$ 120.38	124.59	\$ -		\$ 124.59	124.59	\$ -		2012	\$ 116.00
9	C	Copies of X-rays	Admin. Code, Section 8.14	Yes	per copy	\$ 25.38		\$ -	100%	\$ 25.84	26.85	\$ -		\$ 26.85	26.85	\$ -		2012	\$ 25.00
10	C	Residue of microscopic slides	Admin. Code, Section 8.14	Yes	per slide	\$ 25.38		\$ -	100%	\$ 25.84	26.85	\$ -		\$ 26.85	26.85	\$ -		2012	\$ 25.00
11	C	Outside use of facilities for identification purposes	Admin. Code, Section 8.14	Yes	per case	\$ 35.53		\$ -	100%	\$ 36.32	37.59	\$ -		\$ 37.59	37.59	\$ -		2012	\$ 35.00
12	C	Storage of remains for funeral directors for other than Medical Examiner's cases	Admin. Code, Section 8.14	Yes	per day	\$ 57.87		\$ -	100%	\$ 59.15	61.22	\$ -		\$ 61.22	61.22	\$ -		2012	\$ 57.00
13	M	Removal of remains to Medical Examiner's Office prior to completion of investigation	Admin. Code, Section 8.14	Yes	per removal	\$ 480.19		\$ -	100%	\$ 490.85	508.03	\$ -		\$ 508.03	508.03	\$ -		2012	\$ 473.00
14	C	Storage of remains following completion of investigation and notification of family or funeral director of completed investigation, Medical Examiner's cases	Admin. Code, Section 8.14	Yes	per day	\$ 57.87		\$ -	100%	\$ 59.15	61.22	\$ -		\$ 61.22	61.22	\$ -		2012	\$ 57.00
15	C	Removal and storage of remains from rest homes or other agencies that have no facilities for cold storage	Admin. Code, Section 8.14	Yes	per day	\$ 117.76		\$ -	100%	\$ 120.38	124.59	\$ -		\$ 124.59	124.59	\$ -		2012	\$ 116.00
16	C	Reimbursement for direct cremation	Admin. Code, Section 8.14	Yes	per cremation	\$ 809.62		\$ -	100%	\$ 829.81	862.36	\$ -		\$ 862.36	862.36	\$ -		2012	\$ 806.00
17	C	Forensic alcohol report	Admin. Code, Section 8.14	Yes	per report	\$ 12.18		\$ -	100%	\$ 12.45	12.88	\$ -		\$ 12.88	12.88	\$ -		2012	\$ 12.00
18	C	Supporting documentation for results of forensic alcohol report	Admin. Code, Section 8.14	Yes	per page	\$ 8.12		\$ -	100%	\$ 8.30	8.59	\$ -		\$ 8.59	8.59	\$ -		2012	\$ 8.00
19	C	Specimen storage	Admin. Code, Section 8.14	Yes	per month	\$ 29.44		\$ -	100%	\$ 30.09	31.15	\$ -		\$ 31.15	31.15	\$ -		2012	\$ 28.00
20	C	Court and deposition testimony/consultation, staff, per hour	Admin. Code, Section 8.14	Yes	per hour	\$ 234.51		\$ -	100%	\$ 239.72	248.11	\$ -		\$ 248.11	248.11	\$ -		2012	\$ 231.00
21	C	Court and deposition testimony/consultation, toxicologist, per hour	Admin. Code, Section 8.14	Yes	per hour	\$ 293.39		\$ -	100%	\$ 299.81	310.40	\$ -		\$ 310.40	310.40	\$ -		2012	\$ 289.00
22	C	Court and deposition testimony/consultation, forensic pathologist, per hour	Admin. Code, Section 8.14	Yes	per hour	\$ 416.23		\$ -	100%	\$ 425.47	440.36	\$ -		\$ 440.36	440.36	\$ -		2012	\$ 410.00
23	C	Court and deposition testimony/consultation, forensic pathologist, per hour	Admin. Code, Section 8.14	Yes	per hour	\$ 606.10		\$ -	100%	\$ 621.60	643.36	\$ -		\$ 643.36	643.36	\$ -		2012	\$ 599.00
24	C	Investigator, investigator, per hour	Admin. Code, Section 8.14	Yes	per hour	\$ 293.39		\$ -	100%	\$ 299.81	310.40	\$ -		\$ 310.40	310.40	\$ -		2012	\$ 289.00
25	C	Drug screening in blood or urine by ELISA (4 common drug categories)	Admin. Code, Section 8.14	Yes	per 4 drugs	\$ 416.23		\$ -	100%	\$ 425.47	440.36	\$ -		\$ 440.36	440.36	\$ -		2012	\$ 410.00
26	C	Drug screening in blood or urine by ELISA (8 common drug categories)	Admin. Code, Section 8.14	Yes	per 8 drugs	\$ 625.36		\$ -	100%	\$ 639.25	661.62	\$ -		\$ 661.62	661.62	\$ -		2012	\$ 616.00
27	C	Drug screening in blood or urine by ELISA (12 common drug categories)	Admin. Code, Section 8.14	Yes	per 12 drugs	\$ 833.46		\$ -	100%	\$ 851.98	881.80	\$ -		\$ 881.80	881.80	\$ -		2012	\$ 821.00

Item	Fee Status C/M/N	Description	Code Authorization	Auto CPI Adjust - Yea/Ns	Unit Basis (eg. per sq ft)	FY 2012-13 Fee	FY 2012-13 Units (Est.)	FY 2012-13 Revenue Budgeted	FY 2012-13 Cost Recovery (Est.)	FY 2013-14 Fee **	FY 2013-14 Units (Est.)	FY 2013-14 Revenue Proposed	FY 2013-14 Cost Recovery (Est.)	FY 2014-15 Fee **	FY 2014-15 Units (Est.)	FY 2014-15 Revenue Proposed	FY 2014-15 Cost Recovery (Est.)	Fiscal Year of Last Increase	Fee Prior to Last Increase
28	C	Drug screening in blood or urine by GC/MS	Admin Code, Section 8.14	Yes	per screen	\$ 1,249.71		\$ -	100%	\$ 1,277.45		\$ -		\$ 1,322.17		\$ -		2012	\$ 1,231.00
29	C	Drug confirmation in urine, per drug	Admin Code, Section 8.14	Yes	per drug	\$ 312.68		\$ -	100%	\$ 319.62		\$ -		\$ 330.81		\$ -		2012	\$ 308.00
30	C	Drug confirmation and quantitation in blood, per drug	Admin Code, Section 8.14	Yes	per drug	\$ 312.68		\$ -	100%	\$ 319.62		\$ -		\$ 330.81		\$ -		2012	\$ 308.00
31	C	Drug screening in gastric contents or fluids, by GC/MS	Admin Code, Section 8.14	Yes	per screen	\$ 1,562.39		\$ -	100%	\$ 1,597.08		\$ -		\$ 1,652.98		\$ -		2012	\$ 1,539.00
32	C	Drug confirmation in gastric contents or fluids, per drug	Admin Code, Section 8.14	Yes	per test	\$ 416.23		\$ -	100%	\$ 425.47		\$ -		\$ 440.36		\$ -		2012	\$ 410.00
33	C	Date rape drug screening in urine	Admin Code, Section 8.14	Yes	per test	\$ 1,249.71		\$ -	100%	\$ 1,277.45		\$ -		\$ 1,322.17		\$ -		2012	\$ 1,231.00
34	C	Date rape drug confirmation in urine, per drug	Admin Code, Section 8.14	Yes	per test	\$ 312.68		\$ -	100%	\$ 319.62		\$ -		\$ 330.81		\$ -		2012	\$ 308.00
35	C	Drug screening and confirmation in hair, per hair specimen	Admin Code, Section 8.14	Yes	per test	\$ 4,166.38		\$ -	100%	\$ 4,258.87		\$ -		\$ 4,407.94		\$ -		2012	\$ 4,104.00
36	C	Decedent's property mailing fee	Admin Code, Section 8.14	Yes	per property per 4	\$ 41.62		\$ -	100%	\$ 42.65		\$ -		\$ 44.04		\$ -		2012	\$ 41.00
37	C	Histology service for outside agencies	Admin Code, Section 8.14	Yes	cassettes	\$ 124.87		\$ -	100%	\$ 127.64		\$ -		\$ 132.11		\$ -		2012	\$ 123.00
38	C	Forensic alcohol service for outside agencies	Admin Code, Section 8.14	Yes	per test	\$ 168.49		\$ -	100%	\$ 170.19		\$ -		\$ 176.15		\$ -		2012	\$ 164.00
39	C	Drug screening and confirmation in nails	Admin Code, Section 8.14	Yes	per specimen	\$ 1,190.83		\$ -	100%	\$ 1,217.27		\$ -		\$ 1,258.87		\$ -		2012	\$ 1,173.00
40	C	Preparing toxicology specimen for shipment for release	Admin Code, Section 8.14	Yes	per specimen	\$ 97.87		\$ -	100%	\$ 99.15		\$ -		\$ 101.22		\$ -		2012	\$ 97.00
41	C	Animal Control Fees						\$ 582,000				\$ 582,000				\$ 582,000			
42	C	Adoption - Dog	HC 41.10	Yes	Animal	\$ 137.05		\$ -	6%	\$ 140.89		\$ -		\$ 145.00		\$ -		2012	\$ 135.00
43	C	Adoption - Cat	HC 41.10	Yes	Animal	\$ 100.50		\$ -	8%	\$ 102.74		\$ -		\$ 106.33		\$ -		2012	\$ 99.00
44	C	Redemption	HC 41.10	Yes	Animal	\$ 50.76		\$ -	41%	\$ 51.89		\$ -		\$ 53.70		\$ -		2012	\$ 50.00
45	C	Daily Care	HC 41.10	Yes	Days	\$ 25.38		\$ -	N/A	\$ 25.94		\$ -		\$ 26.85		\$ -		2012	\$ 25.00
46	C	License Fee - Unaltered	HC 41.17	Yes	Fine	\$ 25.38		\$ -		\$ 25.94		\$ -		\$ 26.85		\$ -		2012	\$ 25.00
47	C	Dog License - Altered	HC 41.19	Yes	Tag	\$ 50.76		\$ -	45%	\$ 51.89		\$ -		\$ 53.70		\$ -		2012	\$ 50.00
48	C	Dog License - Senior Citizen (Altered)	HC 41.19	Yes	Tag	\$ 30.46		\$ -		\$ 31.13		\$ -		\$ 32.22		\$ -		2012	\$ 30.00
49	C	Voluntary Cat Registration	HC 41.19	Yes	Tag	\$ 25.38		\$ -		\$ 25.94		\$ -		\$ 26.85		\$ -		2012	\$ 25.00
50	C	Office of Labor Standards Enforcement	HC 41.19	Yes	Tag	\$ 12.18		\$ -	2%	\$ 12.45		\$ -		\$ 12.89		\$ -		2012	\$ 12.00
51	C	Penalties for Prevailing Wage Violations: Employees on public works contracts must be paid prevailing wages. In addition, the Board of Supervisors has set prevailing wage rates for work covered by Admin Code section 21C. When OLSE finds violations of prevailing wage requirements on public works contracts, penalties of \$50 per worker per day are required.	Admin Code sec 6.22	No	Per worker per day	\$ 50.00	3000	150,000.00		\$ 50.00	3000	150,000.00		\$ 50.00	3000	150,000.00		n/a	\$ -
52	C	Penalties for MCO/HCAO Violations: The Minimum Compensation Ordinance (MCO) generally requires City contractors and certain tenants to provide their covered employees with (a) no less than the MCO hourly wage in effect, (b) 12 paid days off per year (or cash equivalent); and (c) 10 days off per year without pay per year. The Health Care Accountability Ordinance (HCAO) generally requires City contractors and certain tenants to offer health plan benefits to their covered employees, to make payment to the City for use by the Department of Public Health, or, under limited circumstances, to make payments directly to their covered employees. When the OLSE determines that a contractor has violated these laws, the agency may assess liquidated damages.	Admin Code sec 12F, 12Q	No	per worker per week (up to)	\$ 100.00	100	10,000.00		\$ 100.00	100	10,000.00		\$ 100.00	100	10,000.00		n/a	\$ -

Budget Form 2B: Schedule of Licenses, Permits, Fines & Service Charges

DEPARTMENT: Human Services Agency (DSS)

Inflation Factor for FY 2013-14 Fee Auto Increase as per Code Section **	2.2%
Inflation Factor for FY 2014-15 Fee Auto Increase as per Code Section **	3.5%

CPI Adjustment	
Yes	X
No	

Item	Fee Status C/M/N	Description	Code Authorization	Auto CPI Adjust Yes/No	Unit Basis (eg. per sq ft)	FY 2012-13 Fee	FY 2012-13 Units (Est.)	FY 2012-13 Revenue Budgeted	FY 2012-13 Cost Recovery (Est.)	FY 2013-14 Fee **	FY 2013-14 Units (Est.)	FY 2013-14 Revenue Proposed	FY 2013-14 Cost Recovery (Est.)	FY 2014-15 Revenue Proposed	FY 2014-15 Units (Est.)	FY 2014-15 Cost Recovery (Est.)	Fiscal Year of Last Increase	Fee Prior to Last Increase
1	C	Representative Payee Fee	111208	No	per eligible client amount defined by Social Security applicable fees	\$37.00	5,946	\$220,002	32%	\$ 37.00	5405	\$ 200,000	32%	\$ 200,000	5405	32%	FY11,12	\$ -
2	C	ADMIN FEE-PUBLIC GUARDIAN	001907	No	pursuant to Probate Code Section 2942	n/a	n/a	\$300,000		n/a		\$ 300,000		\$ 300,000				\$ -
3	C	ATTY FEES-PUBLIC GUARDIAN		No	per case - pursuant to Probate Code Section 2942	n/a	n/a	\$85,000		n/a		\$ 85,000		\$ 85,000				\$ -
4	C	BOND FEE-PUBLIC GUARDIAN		No	pursuant to Probate Code Section 2942	n/a	n/a	\$16,000		n/a		\$ 16,000		\$ 16,000				\$ -
5	C	ADMIN FEE-PUBLIC ADMINISTRATOR		No	per case - pursuant to Probate Code Sections 7622 and 7623	n/a	n/a	\$275,000		n/a		\$ 275,000		\$ 275,000				\$ -
6	C	ATTY FEES-PUBLIC ADMINISTRATOR		No	per case - pursuant to Probate Code Sections 7622 and 7623	n/a	n/a	\$173,410		n/a		\$ 173,410		\$ 173,410				\$ -
7	C	BOND FEE-PUBLIC ADMINISTRATOR		No	per case - pursuant to Probate Code Sections 7622 and 7623	n/a	n/a	\$15,356		n/a		\$ 15,356		\$ 15,356				\$ -
8	C	IMD FEE - REP PAYEE	001907	No	per case as defined by Mental Health	n/a	n/a	\$79,920		n/a		\$ 70,000		\$ 70,000				\$ -

Fee Status: C - Continuing  
M - Modified  
N - New

Notes:

\*\* If Auto CPI adjustment = Yes, FY 2013-14 and FY 2014-15 Fee will be automatically generated based on the inflation factor determined by the Controller.  
If Auto CPI adjustment = No, FY 2013-14 and FY 2014-15 Fee will remain the same as previous year or entered by dept according to Code Authorization.

Budget Form 2B: Schedule of Licenses, Permits, Fines & Service Charges

DEPARTMENT: San Francisco Public Library (LIB)

Inflation Factor for FY 2013-14 Fee Auto Increase as per Code Section **	2.2%
Inflation Factor for FY 2014-15 Fee Auto Increase as per Code Section **	3.5%

CPI Adjustment	
Yes	No
X	

Item	Fee Status C/M/N	Description	Code Authorization	Auto GPI Adjust Yes/No	Unit Basis (e.g., per sq ft)	FY 2012-13 Fee	FY 2012-13 Units (Est.)	FY 2012-13 Revenue Budgeted	FY 2012-13 Cost Recovery (Est.)	FY 2013-14 Fee **	FY 2013-14 Units (Est.)	FY 2013-14 Revenue Proposed	FY 2013-14 Cost Recovery (Est.)	FY 2014-15 Fee **	FY 2014-15 Units (Est.)	FY 2014-15 Revenue Proposed	FY 2014-15 Cost Recovery (Est.)	Fiscal Year of Last Increase	Fee Prior to Last Increase
1	C	Overdue fines for Adults(18-64)	8.21-2	No	per item overdue	\$0.10-\$5.00	N/A			\$0.10-\$5.00	N/A			\$0.10-\$5.00	N/A				\$
2	C	Video & Digital Video Discs (DVDs) for Adults & Seniors	8.21-2	No	per item overdue	\$1.00-\$5.00	N/A			\$1.00-\$5.00	N/A			\$1.00-\$5.00	N/A				\$
3	C	Orchestral/Music Sets for Adults & Seniors	8.21-2	No	per item overdue	\$0.25-\$5.00	N/A	\$ 550,000	100%	\$0.25-\$5.00	N/A	\$ 550,000	100%	\$0.25-\$5.00	N/A	\$ 550,000	100%		\$
4	C	Overdue fines for Seniors (over 65)	8.21-2	No	per item overdue	\$0.05-\$5.00	N/A			\$0.05-\$5.00	N/A			\$0.05-\$5.00	N/A				\$
5	C	Returned Checks	8.21-2	No	per check	\$ 35.00	N/A			\$ 35.00	N/A			\$35	N/A				\$
6	C	Lost Card: Adult/Seniors	8.21-2	No	per card	\$ 1.00	N/A			\$ 1.00	N/A			\$ 1.00	N/A				\$
7	C	Lost Card: Youth (0-17 yrs)	8.21-2	No	per card	\$ 0.50	N/A			\$ 0.50	N/A			\$ 0.50	N/A				\$
8	C	Processing Fee (PF): Cataloged materials	8.21-2	No	per lost item	\$ 5.00	N/A			\$ 5.00	N/A			\$ 5.00	N/A				\$
9	C	Media Case(lost)	8.21-2	No	per case	\$ 1.00	N/A			\$ 1.00	N/A	\$ 180,000	100%	\$ 1.00	N/A	\$ 180,000	100%	2008	From Audiocassette to Media Case
10	C	Barcode Label	8.21-2	No	per label	\$ 0.25	N/A			\$ 0.25	N/A			\$ 0.25	N/A				\$
11	C	Barcode & Flyleaf	8.21-2	No	per Barcode & Flyleaf	\$ 1.00	N/A	\$ 350,000	100%	\$ 1.00	N/A			\$ 1.00	N/A				\$
12	C	Books by Mail	8.21-2	No	per book	\$3 or cost of shipping & handling, whichever is greater	N/A			\$3 or cost of shipping & handling, whichever is greater	N/A			\$3 or cost of shipping & handling, whichever is greater	N/A				\$
13	C	Public Copy and Print	N/A	No	per page	Black & white: \$0.10; color: \$0.40	N/A			Black & white: \$0.10; color: \$0.40	N/A				N/A				\$
14	C	Inter-Library Loan: Photocopy	8.21-2	No	per page	\$ 0.25	N/A			\$ 0.25	N/A	\$ 180,000	100%	\$ 0.25	N/A	\$ 180,000	100%		\$
15	C	Inter-Library Loan: Photocopy (maximum of 50 pages/day) - Rush	8.21-2	No	per page	\$ 5.00	N/A			\$ 5.00	N/A			\$ 5.00	N/A				\$



Item	Fee Status C/M/N	Description	Code Authorization	Auto CPI Adjust Yes/No	Unit Basis (e.g., per sq ft)	FY 2012-13 Fee	FY 2012-13 Units (Est.)	FY 2012-13 Revenue Budgeted	FY 2012-13 Cost Recovery (Est.)	FY 2013-14 Fee **	FY 2013-14 Units (Est.)	FY 2013-14 Revenue Proposed	FY 2013-14 Cost Recovery (Est.)	FY 2014-15 Fee **	FY 2014-15 Units (Est.)	FY 2014-15 Revenue Proposed	FY 2014-15 Cost Recovery (Est.)	Fiscal Year of Last Increase	Fee Prior to Last Increase
16	C	Hardbook: Adult/Teen, Non-fiction	8.21-2	No	per book	\$ 35.00	N/A			\$ 35.00	N/A			\$ 35.00	N/A				\$ -
17	C	Hardbook: Adult/Teen, Fiction	8.21-2	No	per book	\$ 25.00	N/A			\$ 25.00	N/A			\$ 25.00	N/A				\$ -
18	C	Hardbook: Juvenile, Non-fiction	8.21-2	No	per book	\$ 20.00	N/A			\$ 20.00	N/A			\$ 20.00	N/A				\$ -
19	C	Hardbook: Juvenile, Fiction	8.21-2	No	per book	\$ 15.00	N/A			\$ 15.00	N/A			\$ 15.00	N/A				\$ -
20	C	Paperback: Cataloged: Adult/Teen Non-Fiction	8.21-2	No	per book	\$ 20.00	N/A			\$ 20.00	N/A			\$ 20.00	N/A				\$ -
21	C	Paperback: Cataloged: Adult/Teen Fiction	8.21-2	No	per book	\$ 10.00	N/A			\$ 10.00	N/A			\$ 10.00	N/A				\$ -
22	C	Paperback: Cataloged: Juvenile	8.21-2	No	per book	\$ 10.00	N/A			\$ 10.00	N/A			\$ 10.00	N/A				\$ -
23	C	Paperback: Cataloged: Juvenile Fiction	8.21-2	No	per book	\$ 5.00	N/A			\$ 5.00	N/A			\$ 5.00	N/A				\$ -
24	C	Other Materials: Paperback	8.21-2	No	per item	\$ 5.00	N/A			\$ 5.00	N/A			\$ 5.00	N/A				\$ -
25	C	Paperback/Hardback: International Genre Record - based on fair market value	8.21-2	No	per item	\$5.00-\$15.00	N/A			\$5.00-\$15.00	N/A			\$5.00-\$15.00	N/A		100%		\$ -
26	C	Periodicals/Magazines	8.21-2	No	per item	\$ 5.00	N/A	\$ 57,800		\$ 5.00	N/A	\$ 57,800		\$ 5.00	N/A	\$ 57,800			\$ -
27	C	Phone record	8.21-2	No	per item	\$ 15.00	N/A			\$ 15.00	N/A			\$ 15.00	N/A				\$ -
28	C	Audiocassettes	8.21-2	No	per tape	\$10.00-Fair market value of set	N/A			\$10.00-Fair market value of set	N/A			\$10.00-Fair market value of set	N/A				\$ -
29	C	Videos & DVDs	8.21-2	No	per video/DVD	\$ 20.00	N/A			\$ 20.00	N/A			\$ 20.00	N/A				\$ -
30	C	Supplementary Materials: Incl booklets, libretti, maps, CDs etc. (no PF)	8.21-2	No	per item	\$ 3.00	N/A			\$ 3.00	N/A			\$ 3.00	N/A				\$ -
31	C	Sheet Music/Scores	8.21-2	No	per sheet	\$ 30.00	N/A			\$ 30.00	N/A			\$ 30.00	N/A			2008	FMV as set by Library
32	C	Sheet Music/Uncataloged	8.21-2	No	per sheet	\$ 30.00	N/A			\$ 30.00	N/A			\$ 30.00	N/A			2008	FMV as set by Library
33	C	Audio Books	8.21-2	No	per tape or CD	\$5.00-Fair market value of set	N/A			\$5.00-Fair market value of set	N/A			\$5.00-Fair market value of set	N/A			2008	FMV as set by Library
34	C	Compact Discs	8.21-2	No	per CD	\$ 15.00	N/A			\$ 15.00	N/A			\$ 15.00	N/A				\$ -
35	C	Language Sets	8.21-2	No	per item	\$10.00-Fair market value of set	N/A			\$10.00-Fair market value of set	N/A			\$10.00-Fair market value of set	N/A				\$ -
36	C	Vertical/Picture File (no PF)	8.21-2	No	per item	\$ 5.00	N/A			\$ 5.00	N/A			\$ 5.00	N/A				\$ -

Item	Fee Status C/M/N	Description	Code Authorization	Auto CPI Adjust Yes/No	Unit Basis (e.g., per sq ft)	FY 2012-13 Fee	FY 2012-13 Units (Est.)	FY 2012-13 Revenue Budgeted	FY 2012-13 Cost Recovery (Est.)	FY 2013-14 Fee **	FY 2013-14 Units (Est.)	FY 2013-14 Revenue Proposed	FY 2013-14 Cost Recovery (Est.)	FY 2014-15 Fee **	FY 2014-15 Units (Est.)	FY 2014-15 Revenue Proposed	FY 2014-15 Cost Recovery (Est.)	Fiscal Year of Last Increase	Fee Prior to Last Increase
37	C	Meeting Room - Non-standard furniture set-up	8.21-2	No	Flat Fee	\$ 25.00	N/A			\$ 25.00	N/A			\$ 25.00	N/A			2008	
38	C	Meeting RM -Custodial Services, Light Refreshments(set-up & clean up)	8.21-2	No	Flat Fee	\$ 25.00	N/A			\$ 25.00	N/A			\$ 25.00	N/A			2008	
39	C	Meeting RM -Custodial Services, Refreshments(set-up & clean up)	8.21-2	No	Flat Fee	\$ 100.00	N/A			\$ 100.00	N/A			\$ 100.00	N/A			2008	
40	C	Meeting RM -VHS/VCR Monitor/Technician	8.21-2	No	Flat Fee	\$ 30.00	N/A			\$ 30.00	N/A			\$ 30.00	N/A			2008	
41	C	Meeting RM -Microphone	8.21-2	No	Flat Fee	\$ 30.00	N/A			\$ 30.00	N/A			\$ 30.00	N/A			2008	
42	C	Meeting RM -Slide, VCR, Overhead projection	8.21-2	No	Flat Fee	\$ 30.00	N/A	\$ 6,000	100%	\$ 30.00	N/A	\$ 6,000	100%	\$ 30.00	N/A	\$ 6,000	100%	2008	
43	C	Koret Auditorium -Slide, VCR, Overhead projection	8.21-2	No	per hour	\$ 30.00	N/A			\$ 30.00	N/A			\$ 30.00	N/A			2008	
44	C	Video/Film Projector/Projectionist	8.21-2	No	per hour	\$ 30.00	N/A			\$ 30.00	N/A			\$ 30.00	N/A			2008	
45	C	Multiple Microphone Set-up/Mixing	8.21-2	No	per hour	\$ 30.00	N/A			\$ 30.00	N/A			\$ 30.00	N/A			2008	
46	C	Web site patch, PowerPoint Presentation	8.21-2	No	per hour	\$ 30.00	N/A			\$ 30.00	N/A			\$ 30.00	N/A			2008	
47	C	Audio Duplication/Technician	8.21-2	No	per hour	\$ 30.00	N/A			\$ 30.00	N/A			\$ 30.00	N/A			2008	
48	C	Engineer "Fire Watch" Fee	8.21-2	No	per hour	\$ 30.00	N/A			\$ 30.00	N/A			\$ 30.00	N/A			2008	
49	C	Visitor's Card (non-California resident)	8.21-2	No	per card	\$ 10.00	N/A		100%	\$ 10.00	N/A		100%	\$ 10.00	N/A		100%		
50	C	San Francisco History Center: reproduction of photographs (for teaching, scholarship or research purposes)	8.21-2	No	per photo	\$ 1.00	N/A			\$ 1.00	N/A			\$ 1.00	N/A				
51	C	San Francisco History Center: reproduction of photographs (for commercial purposes)	8.21-2	No	per photo	\$ 15+ fair market value of additional labor required due to age or condition of photograph	N/A	\$ 25,000	100%	\$ 15+ fair market value of additional labor required due to age or condition of photograph	N/A	\$ 25,000	100%	\$ 15+ fair market value of additional labor required due to age or condition of photograph	N/A	\$ 25,000	100%		
52	C	San Francisco History Center: scanning of photographs	8.21-2	No	per photo	\$ 15 per existing scan; \$20 per new scan; \$1 per CD	N/A			\$ 15 per existing scan; \$20 per new scan; \$1 per CD	N/A			\$ 15 per existing scan; \$20 per new scan; \$1 per CD	N/A			2008	

Fee Status: C - Continuing  
M - Modified  
N - New

Notes:

\*\* If Auto CPI adjustment = Yes, FY 2013-14 and FY 2014-15 Fee will be automatically generated based on the inflation factor determined by the Controller.  
If Auto CPI adjustment = No, FY 2013-14 and FY 2014-15 Fee will remain the same as previous year or entered by dept according to Code Authorization.

BUDGET FORM 2b: Department Schedule of Licenses, Permits, Fines & Service Charges

DEPARTMENT NAME: Recreation & Parks (REC)	
Initiation Factor for FY 2013-14 Fee Auto Increase as per Code Section **	2.2%
Initiation Factor for FY 2014-15 Fee Auto Increase as per Code Section **	3.5%

GPI Adjustment	
Yes	
No	

Item	Fee Subur C/M/P	Description	Code Authorization	Amo CPI Adjust Y/N	2012-13 Fee	2012-13 Units (Est.)	2012-13 Cost Recovery (Est.)	2013-14 Fee (Roundup)**	2013-14 Units (Est.)	2013-14 Cost Recovery (Est.)	2013-14 Conl. Recovery (Est.)	2014-15 Fee (Roundup)**	2014-15 Units (Est.)	2014-15 Cost Recovery (Est.)	Unit Basis	Year of Last Increase	Fee Prior to Last Increase
1	C	Carousel Admission	Park Code, Section 12.09	No												5/30/03	
		Category:															
		Children 5 and under			No fees if accompanied by adult.												\$0.00
		Children 12 and under			\$0.50	55,000		\$1.00	55,000								\$0.25
		Adults			\$1.50	23,000		\$2.00	23,000								\$1.00
1A	C	Botanical Garden	Park Code, Section 12.46	No							23.98%						
		Category:															
		Adults			\$7.00	28,000		\$7.00	28,000								
		Youth/Seniors			\$5.00	10,000		\$5.00	10,000								
		Child			\$2.00	500		\$2.00	500								
		Family			\$15.00	1,200		\$15.00	1,200								
2	C	Japanese Tea Garden	Park Code, Section 12.05	No							238.01%						
		Category:															
		Adult			\$5.00	20,000		\$5.00	20,000								\$4.00
		Senior			\$3.00	2,000		\$3.00	2,000								\$1.50
		Children (3-11 years)			\$2.00	2,000		\$2.00	2,000								\$1.25
		Youth (12-17)			\$3.00	1,000		\$3.00	1,000								
		Non Resident - Senior			\$5.00	34,000		\$5.00	34,000								
		Non Resident - Adult			\$7.00	305,000		\$7.00	305,000								
		Non Resident - Youth			\$5.00	26,000		\$5.00	26,000								
		Non Resident - Child			\$2.00	30,000		\$2.00	30,000								\$1.00
		Commission to designate 3 free hours per week															
3	C	Tennis Fees at GGP	Approved by R&P Commission prior to 1996 Charter Amendment	No	\$4.00	5,200		\$4.00	5,200							Unknown	Unknown
		Category - Tennis Court Fees															
		Adult - Walk On, Weekday			\$4.00			\$4.00									

Item	Fee Sinh C/M/N	Description	Code Authorization	Auto C/P Adjst Y/N	2012-13 Fee	2012-13 Units (Est)	2012-13 Cost Recovery (Est)	2013-14 Fee (Roundup)**	2013-14 Units (Est)	2013-14 Cost Recovery (Est)	2014-15 Fee (Roundup)**	2014-15 Units (Est)	2014-15 Cost Recovery (Est)	Unit Bulk	Year of Last Increase	Fee Prior to Last Increase
		Adult - Walk On, Evening & Weekend			\$5.00			\$5.00			\$5.00					
		Adult - Reserved Court			\$6.00			\$6.00			\$6.00					
		Senior - Walk On, Weekday			\$2.00			\$2.00			\$2.00					
		Senior - Walk On, Evening & Weekend			\$2.00			\$2.00			\$2.00					
		Senior - Reserved Court			\$2.00			\$2.00			\$2.00					
		Youth - Walk on, Weekday			\$2.00			\$2.00			\$2.00					
		Youth - Walk on, Evening & Weekend			\$2.00			\$2.00			\$2.00					
		Youth - Reserved Court			\$2.00			\$2.00			\$2.00					
		Tournament/League Play - Weekday 90 min.			\$15.00			\$15.00			\$16.00					
		Tournament/League Play - Weekday Evening 90min			\$15.00			\$15.00			\$16.00					
		Tournament/League Play - Weekend 90 min.	Park Code Section 12.41		\$15.00	1,100		\$15.00	1,100		\$16.00	1,100			7/21/06	Unknown
		Category - Tennis Pro Lesson			\$70.00			\$72.00			\$75.00					\$50.00
		Pro Lesson - 60 Min. Individual			\$40.00			\$41.00			\$42.00					\$30.00
		Pro Lesson - 30 Min. Individual			\$65.00			\$66.00			\$68.00					\$30.00
		Pro Lesson - 60 Min. 2 person (cost per person)			\$22.00			\$22.00			\$23.00					\$20.00
		Pro Lesson - 60 Min. Group Adult (cost per person)			\$18.00			\$18.00			\$19.00					\$16.00
		Pro Lesson - 60 Min. Group Junior (cost per person)			25% of lesson fee			25% of lesson fee			25% of lesson fee				25% of lesson fee	
		Cancellation Fee (less than 24 hrs)														
4	C	Kezar Parking	Park Code, Section 12.08 (a)	No		tickets sold			tickets sold			tickets sold			7/21/06	2003
		Category:														
		(a) Hourly Parking Rates -														
		0-1 hour			\$2.50	14,000		\$3.00	14,000		\$3.00	14,000				\$1.50
		1-2 hours			\$5.00	21,000		\$5.00	21,000		\$5.00	21,000				\$3.00
		2-3 hours			\$7.00	10,000		\$7.00	10,000		\$7.00	10,000				\$5.00
		3-4 hours			\$10.00	4,000		\$10.00	4,000		\$10.00	4,000				\$7.00
		4-5 hours			\$12.00	2,000		\$12.00	2,000		\$12.00	2,000				\$9.00
		5-6 hours			\$14.00	1,300		\$14.00	1,300		\$14.00	1,300				\$11.00
		6-7 hours			\$16.00	1,200		\$16.00	1,200		\$17.00	1,200				\$13.00
		7-12 hours			\$18.00	11,000		\$18.00	11,000		\$19.00	11,000				\$15.00
		Special Event Parking			\$10.00	4,800		\$10.00	4,800		\$10.00	4,800				\$8.00
		(b) Monthly Parking Rates														
		Resident Rate			\$160.00	750		\$164.00	750		\$170.00	750				\$100.00
		Commercial Rate (5 days per week)			\$185.00	2,300		\$189.00	2,300		\$196.00	2,300				\$135.00
		Senior Rate			\$60.00			\$61.00			\$63.00					\$63.00

Item	Fee Status S/N/A C/M/N	Description	Code Authorization	Auto CPJ Adjct Y/N	2012-13 Fee	2012-13 Units (Est)	2012-13 Cost Recovery (Est)	2013-14 Fee (Roundup)	2013-14 Units (Est)	2013-14 Cost Recovery (Est)	2014-15 Fee (Roundup)	2014-15 Units (Est)	2014-15 Cost Recovery (Est)	Unit Basis	Year of Last Increase	Fee Prior to Last Increase
		(C) Other Rates														
		Lost Ticket Fee			\$18.00	113					\$19.00	113			\$15.00	\$18.00
		Validated Ticket Books (100 stickers per book)			\$150.00	40					\$158.00	40			\$125.00	\$100.00
5	C	County Fair Building Rental	Park Code Section 12.46	No						61.96%			59.01%		Unknown	Unknown
		(a) Garden Room - (Group I,II,III)			\$21, \$49, \$171	214		\$21, \$50, \$175	214		\$22, \$52, \$181	214				
		(b) Recreation Room - (Group I,II,III)			\$31, \$81, \$235	279		\$34, \$83, \$240	279		\$35, \$86, \$248	279				
		(c) Auditorium - (Group I,II,III)			\$69, \$190, \$355	91		\$71, \$194, \$363	91		\$73, \$201, \$376	91				
		(d) Gallery - (Group I,II,III)			\$91, \$214, \$347	36		\$93, \$219, \$359	36		\$96, \$227, \$379	36				
		(e) Entire Building - (Group I,II,III)			\$166, \$380, \$997	11		\$170, \$388, \$1019	11		\$176, \$402, \$1055	11				
		(f) Patio - (Group I,II,III)			\$176, \$364, \$1191	10		\$180, \$372, \$1217	10		\$186, \$385, \$1260	10				
		(g) Gallery Courtward - (Group I,II,III)			\$188, \$332, \$1061	18		\$192, \$339, \$1084	18		\$199, \$351, \$1122	18				
		(h) Kitchen - (Group I,II,III)			\$176, \$332, \$1061	64		\$180, \$339, \$1084	64		\$195, \$351, \$1122	64				
		(i) Microphone - (Group I,II,III)			\$25, \$25	52		\$26, \$26	52		\$27, \$27	52				
		Group I = Garden clubs or flower societies engaged in horticultural activities, Group II = Non-profit groups, Group III = All private functions and non-horticultural groups														

Item	Category	Park Code, Section 12.06	No	206.17%	209.44%	7/21/06
1	C	Coit Tower Admission	No			
	Category:					
	Adult		1,000		1,000	\$3.75
	Youth (12-17)		250		250	\$3.00
	Senior		250		250	\$3.50
	Child (3-11 Yrs)		200		200	\$2.00
	Non Resident - Adult		85,000		85,000	\$7.00
	Non Resident - Senior		10,000		10,000	\$5.00
	Non Resident - Youth		7,500		7,500	\$5.00
	Non Resident - Child		5,500		5,500	\$2.00
			25 Total Revenue Generating Rental Dates		25 Total Revenue Generating Rental Dates	
2	C	Kezar Pavilion Rental	No			8/2/06

Item	Fee Status SMBN CBMN	Description	Code Authorization	Auto CPY Adjst YN	2012-13 Fee	2012-13 Unit (B11)	2012-13 Cost Recovery (B1)	2013-14 Fee (Round 0)	2013-14 Unit (B11)	2013-14 Cost Recovery (B1)	2014-15 Fee (Round 0)	2014-15 Unit (B11)	2014-15 Cost Recovery (B1)	2014-15 Unit (B11)	Year of Fee Increase	Fee Prior to Last Increase
		(a) Commercial/Fundraisers & International			\$3,000 for up to 8hrs 8hrs or 25% of gross ticket receipts, whichever is greater			\$3,066 for up to 8hrs or 25% of gross ticket receipts, whichever is greater			\$3,173 for up to 8hrs or 25% of gross ticket receipts, whichever is greater				\$3,000 for up to 8hrs or 25% of \$2,000 for up to 8hrs gross ticket receipts, whichever is greater	
		(b) Adult Athletic Events (18 and older)			\$2,000 for up to 8hrs 8hrs or 25% of gross ticket receipts, whichever is greater			\$2,044 for up to 8hrs or 25% of gross ticket receipts, whichever is greater			\$2,116 for up to 8hrs or 25% of gross ticket receipts, whichever is greater				\$2,000 for up to 8hrs or 25% of \$2,000 for up to 8hrs gross ticket receipts, whichever is greater	
		(c) Youth Athletic Events - Open Facility (17 and under)			\$505 3hr. Minimum & \$60 ea. Addl. Hr. or 25% gross ticket receipts or gross revenues, whichever is greater			\$516 3hr. Minimum & \$61 ea. Addl. Hr. or 25% gross ticket receipts or gross revenues, whichever is greater			\$534 3hr. Minimum & \$65 ea. Addl. Hr. or 25% gross ticket receipts or gross revenues, whichever is greater				\$500 3hr. Minimum & \$60 ea. Addl. Hr. or 25% gross ticket receipts or gross revenues, whichever is greater	
		(d) Youth Athletic Events - Closed Facility (17 & under)			\$600 3hr. Minimum & \$80 ea. addl. hr. or 25% gross ticket receipts or gross revenues, whichever is greater			\$613 3hr. Minimum & \$82 ea. addl. hr. or 25% gross ticket receipts or gross revenues, whichever is greater			\$634 3hr. Minimum & \$85 ea. addl. hr. or 25% gross ticket receipts or gross revenues, whichever is greater				\$600 3hr. Minimum & \$80 ea. addl. hr. or 25% gross ticket receipts or gross revenues, whichever is greater	
		(e) Student Photo Shoot			Free			Free			Free				Free	
		(f) Small Crew Photo Shoot			\$150 per hour			\$158 per hour			\$158 per hour				\$150 per hour	
		(g) Large Crew Film Shoot			\$2000 4 hr. minimum & \$300 each addl. hour			\$2044 4 hr. minimum & \$307 each addl. hour			\$2116 4 hr. minimum & \$318 each addl. hour				\$2000 4 hr. minimum & \$300 each addl. hour	
3	C	Matthew J. Boxer Stadium Rental	Park Code Section 12.42	No			85 Revenue Generating Rental Dates			85 Revenue Generating Rental Dates			85 Revenue Generating Rental Dates		8/2/06	
		(a) Adult - Professional/International/Concerts			\$3,000 for up to 8hrs 8hrs or 25% of gross ticket receipts, whichever is greater			\$3,066 for up to 8hrs or 25% of gross ticket receipts, whichever is greater			\$3,173 for up to 8hrs or 25% of gross ticket receipts, whichever is greater				\$3,000 for up to 8hrs or 25% of \$2,000 for up to 8hrs gross ticket receipts, whichever is greater	

Item	Fee Schedules C/M/R	Fee	2013-17 Fee	2013-13 Units (Est.)	2012-13 Cost Recovery (Est.)	2013-14 Fee (Rounded)**	2013-14 Units (Est.)	2013-14 Cost Recovery (Est.)	2014-15 Fee (Rounded)**	2014-15 Units (Est.)	2014-15 Cost Recovery (Est.)	Year of Last Increase	Fee Prior to Last Increase
			\$600 4 hr. minimum and \$150 each additional hour or 25% of gross revenues, whichever is greater			\$613 4 hr. minimum and \$153 each additional hour or 25% of gross revenues, whichever is greater			\$634 4 hr. minimum and \$158 each additional hour or 25% of gross revenues, whichever is greater			\$600 4 hr. minimum and \$150 each additional hour or 25% of gross revenues, whichever is greater	
	(b) Amateur Athletic Events - Open facility		\$1000 4hr. Minimum and \$220 each additional hour or 25% of gross ticket receipts, whichever is greater			\$1022 4hr. Minimum and \$220 each additional hour or 25% of gross ticket receipts, whichever is greater			\$1038 4hr. Minimum and \$220 each additional hour or 25% of gross receipts, whichever is greater			\$1000 4hr. Minimum and \$220 each additional hour or 25% of gross ticket receipts, whichever is greater	
	(c) Amateur Athletic Events - Closed facility		\$500 3hr. Minimum and \$60 each additional hour or 25% of gross receipts, whichever is greater			\$511 3hr. Minimum and \$61 each additional hour or 25% of gross receipts, whichever is greater			\$529 3hr. Minimum and \$63 each additional hour or 25% of gross receipts, whichever is greater			\$500 3hr. Minimum and \$60 each additional hour or 25% of gross ticket receipts, whichever is greater	
	(d) Youth Events - Open facility		\$500 3hr. Minimum and \$80 each additional hour or 25% of gross receipts, whichever is greater			\$511 3hr. Minimum and \$82 each additional hour or 25% of gross receipts, whichever is greater			\$529 3hr. Minimum and \$83 each additional hour or 25% of gross receipts, whichever is greater			\$500 3hr. Minimum and \$80 each additional hour or 25% of gross tickets receipts, whichever is greater	
	(e) Youth Events - Closed facility		\$600 3hr. Minimum and \$150 each additional hour or 25% of gross receipts, whichever is greater			\$613 3hr. Minimum and \$153 each additional hour or 25% of gross receipts, whichever is greater			\$634 3hr. Minimum and \$158 each additional hour or 25% of gross receipts, whichever is greater			\$600 3hr. Minimum and \$150 each additional hour or 25% of gross tickets receipts, whichever is greater	
	(f) Adult Soccer Leagues												
4	C Kezar Stadium Rental			65 Total Revenue Generating Rental Dates			65 Total Revenue Generating Rental Dates					8/27/06	1996

Item	Fee Subr. C/M/N	Description	Cost Authorization	App CPI Adj'd Y/N	2012-13 Fee (Revenue)	2012-13 Cont. Recovery (Est.)	2013-14 Fee (Revenue)	2013-14 Cont. Recovery (Est.)	2014-15 Fee (Revenue)	2014-15 Cont. Recovery (Est.)	2014-15 Unit (Est.)	2014-15 Cont. Recovery (Est.)	Unit Blat	Year of Last Increase	Fee Prior to Last Increase
		(a) Commercial/Fundraisers/Internationals/Graduations			\$3,000 4hr. Minimum and \$450 each additional hour or 25% of gross ticket receipts, whichever is greater		\$3,173 4hr. Minimum and \$476 each additional hour or 25% of gross ticket receipts, whichever is greater		\$3,000 4hr. Minimum and \$450 each additional hour or 25% of gross ticket receipts, whichever is greater						\$2,000 4hr. Minimum and \$450 each additional hour or 25% of gross ticket receipts, whichever is greater
		(b) Amateur Athletic Events - Open facility			\$800 4 hr. minimum and \$150 each additional hour		\$847 4 hr. minimum and \$158 each additional hour		\$800 4 hr. minimum and \$150 each additional hour						\$600 4 hr. minimum and \$150 each additional hour
		(c) Amateur Athletic Events - Closed facility			\$1200 4hr. Minimum and \$280 each additional hour or 25% of gross ticket receipts, whichever is greater		\$1267 4hr. Minimum and \$296 each additional hour or 25% of gross ticket receipts, whichever is greater		\$1200 4hr. Minimum and \$280 each additional hour or 25% of gross ticket receipts, whichever is greater						\$900 4hr. Minimum and \$300 each additional hour or 25% of gross ticket receipts, whichever is greater
		(d) Youth Events - Open facility			\$500 3hr. Minimum and \$60 each additional hour or 25% of gross ticket receipts, whichever is greater		\$529 3hr. Minimum and \$63 each additional hour or 25% of gross ticket receipts, whichever is greater		\$500 3hr. Minimum and \$60 each additional hour or 25% of gross ticket receipts, whichever is greater						\$300 3hr. Minimum and \$40 each additional hour
		(e) Youth Events - Closed facility			\$600 3hr. Minimum and \$80 each additional hour or 25% of gross ticket receipts, whichever is greater		\$634 3hr. Minimum and \$83 each additional hour or 25% of gross ticket receipts, whichever is greater		\$600 3hr. Minimum and \$80 each additional hour or 25% of gross ticket receipts, whichever is greater						\$400 3hr. Minimum and \$50 each additional hour or 25% of gross ticket receipts, whichever is greater
		(f) Adult Soccer Leagues			\$600 3hr. Minimum and \$150 each additional hour or 25% of gross ticket receipts, whichever is greater		\$634 3hr. Minimum and \$158 each additional hour or 25% of gross ticket receipts, whichever is greater		\$600 3hr. Minimum and \$150 each additional hour or 25% of gross ticket receipts, whichever is greater						\$400 3hr. Minimum and \$100 each additional hour or 25% of gross ticket receipts, whichever is greater
		(g) Student Photo Shoot			Free of Charge		Free of Charge		Free of Charge						Free of Charge
															N/A



Item	Fee Status (C/M/N)	Description	Code Authorization	Also CPT Adjust Y/N	2012-13 Fee	2012-13 Units (Est.)	2012-13 Conf Recovery (Est.)	2013-14 Fee (Revised)	2013-14 Units (Est.)	2013-14 Conf Recovery (Est.)	2014-15 Fee (Revised)	2014-15 Units (Est.)	2014-15 Conf Recovery (Est.)	Unit Built	Year of Last Increase	Fee Prior to Last Increase
		(b) Small Crew Photo Shoot			\$150 per hour			\$158 per hour							\$150 per hour	N/A
5	C	Athletic Field Reservation Category: For Adults (c) Single Use Reservations (one playing time)	Park Code, Section 12.36	Yes		17,000			17,000	88.57%		17,000	85.99%		7/29/2005	
		Softball														
		Residents - Lighted Field (1.5 hrs.)			\$38.00			\$39.00			\$40.00					\$35.00
		Residents - Non-Lighted Field (1.5 hrs.)			\$27.00			\$28.00			\$29.00					\$25.00
		Non-Residents-Lighted (1.5 hrs.)			\$71.00			\$73.00			\$76.00					\$65.00
		Non-Residents-Non-Lighted (1.5 hrs.)			\$55.00			\$56.00			\$58.00					\$50.00
		All Other Sports (Baseball, Soccer, Etc.)														
		Residents - Lighted Field (2 hrs.)			\$55.00			\$56.00			\$58.00					\$50.00
		Residents - Non-Lighted (2 hrs.)			\$44.00			\$45.00			\$47.00					\$40.00
		Residents - Lighted Field (3 hrs.)			\$82.00			\$84.00			\$87.00					\$75.00
		Residents - Non-Lighted (3 hrs.)			\$71.00			\$73.00			\$76.00					\$65.00
		Non-Residents - Lighted Field (2 hrs.)			\$79.00			\$79.00			\$82.00					\$70.00
		Non-Residents - Non-Lighted (2 hrs.)			\$66.00			\$67.00			\$69.00					\$60.00
		Non-Residents - Lighted Field (3 hrs.)			\$92.00			\$94.00			\$97.00					\$85.00
		Non-Residents - Non-Lighted (3 hrs.)			\$82.00			\$84.00			\$87.00					\$75.00
		Twilight Fields -														
		Residents (April - September)			\$33.00			\$34.00			\$35.00					\$30.00
		Non-Residents (April - September)			\$44.00			\$45.00			\$47.00					\$40.00
		(b) Multiple Usage with Specific Locations and Times														
		Softball						\$0.00			\$0.00					
		Residents - Lighted Field (1.5 hrs.)			\$44.00			\$45.00			\$47.00					\$40.00
		Residents - Non-Lighted (1.5 hrs.)			\$30.00			\$31.00			\$32.00					\$28.00
		Non-Residents - Lighted Field (1.5 hrs.)			\$77.00			\$79.00			\$82.00					\$70.00
		Non-Residents - Non-Lighted (1.5 hrs.)			\$60.00			\$61.00			\$63.00					\$55.00
		All Other Sports (Baseball, Soccer, Etc.)														
		Residents - Lighted Field (2 hrs.)			\$60.00			\$61.00			\$63.00					\$55.00
		Residents - Non-Lighted (2 hrs.)			\$49.00			\$50.00			\$52.00					\$45.00
		Residents - Lighted Field (3 hrs.)			\$87.00			\$89.00			\$92.00					\$80.00
		Residents - Non-Lighted (3 hrs.)			\$77.00			\$79.00			\$82.00					\$70.00
		Non-Residents - Lighted (2 hrs.)			\$82.00			\$84.00			\$87.00					\$75.00
		Non-Residents - Non-Lighted (2 hrs.)			\$71.00			\$73.00			\$76.00					\$65.00
		Non-Residents - Lighted (3 hrs.)			\$99.00			\$101.00			\$105.00					\$90.00
		Non-Residents - Non-Lighted (3 hrs.)			\$87.00			\$89.00			\$92.00					\$80.00
		(c) Winter Reservations (November thru March)														
		Ground Sports - per hour														
		Residents - Single Lighted			\$27.00			\$28.00			\$29.00					\$25.00

Item	Fee Source/CMR#	Description	Code Attribution	Also CPT Applied Y/N	2015-16 Fee	2015-16 Units (Est)	2015-16 Corl Recovery (Est)	2015-16 Fee (Rounded)**	2013-14 Corl Recovery (Est)	2013-14 Fee (Rounded)**	2013-14 Units (Est)	2013-14 Corl Recovery (Est)	2014-15 Fee (Rounded)**	2014-15 Units (Est)	2014-15 Corl Recovery (Est)	Unit Budget	Year of Last Increase	Fee Prior to Last Increase
		Residents - Multiple Lighted			\$33.00			\$34.00		\$34.00			\$35.00					\$30.00
		Residents - Single Non-Lighted			\$22.00			\$22.00		\$22.00			\$23.00					\$17.00
		Residents - Multiple Non-Lighted			\$27.00			\$28.00		\$28.00			\$29.00					\$30.00
		Non-Residents-Single Lighted			\$33.00			\$34.00		\$34.00			\$35.00					N/A
		Non-Residents-Multiple Lighted			\$38.00			\$39.00		\$39.00			\$40.00					N/A
		Non-Residents-Single Non-Lighted			\$27.00			\$28.00		\$28.00			\$29.00					N/A
		Non-Residents-Multiple Non-Lighted			\$33.00			\$34.00		\$34.00			\$35.00					N/A
		ASSOCIATED FEES (for both Adults and Youth)																
		(a) Field Lining Fees																
		Soccer & Baseball			\$35.00			\$34.00		\$34.00			\$35.00					\$20.00
		Soccer & Football #1 (every 10 Yards)			\$87.00			\$89.00		\$89.00			\$92.00					\$80.00
		Lacrosse & Rugby			\$99.00			\$101.00		\$101.00			\$105.00					\$90.00
		Gaelic football ( twice the size of soccer)			\$174.00			\$178.00		\$178.00			\$184.00					\$160.00
		Football #2 ( every five yards)			\$131.00			\$134.00		\$134.00			\$139.00					\$120.00
		(b) Scheduling Fee			\$3.00			\$3.00		\$3.00			\$5.00					\$2.00
		Leagues/Tournaments (over 25 reservations)			\$3.00			\$3.00		\$3.00			\$5.00					\$2.00
6	C	Photo Center Fees	Park Code, Section 12.29	Yes		1,050 Members					1,050 Members			1,050 Members			2003	Unknown
		Category:																
		Adult Annual Membership, Unlimited use			\$269.00			\$275.00		\$275.00			\$285.00					\$250.00
		Youth Annual Membership, Unlimited use			\$134.00			\$137.00		\$137.00			\$142.00					\$125.00
		Adult - 6 months membership fee			\$54.00			\$55.00		\$55.00			\$57.00					\$50.00
		Each time use with membership			\$5.00			\$5.00		\$5.00			\$5.00					\$5.00
		Junior (under 18) - 6 months membership fee			\$27.00			\$28.00		\$28.00			\$29.00					\$25.00
		Each time use with membership			\$5.00			\$5.00		\$5.00			\$5.00					\$5.00
		Senior (62 and over) - 6 months membership fee			\$27.00			\$28.00		\$28.00			\$29.00					\$25.00
		Each time use with membership			\$5.00			\$5.00		\$5.00			\$5.00					\$5.00
7	C	Stern Grove Clubhouse Rental	Park Code, Section 12.21(a)	Yes		160 Events					160 Events	47.53%		160 Events			4/3/03	Unknown
		Category:																
		Monday - Friday (10:00a.m. until 4:00pm)			\$700.00			\$716.00		\$716.00			\$741.00					\$600.00
		Monday - Thursday, Weeknight			\$700.00			\$716.00		\$716.00			\$741.00					\$600.00
		Saturday-Sunday (10:00am until 4:00pm or 5:00pm until 11:00pm)			\$840.00			\$859.00		\$859.00			\$889.00					\$750.00
		Outside Surrounding area			\$150.00			\$153.00		\$153.00			\$158.00					\$150.00
		Each Additional Hour			\$112.00			\$114.00		\$114.00			\$118.00					\$100.00
8	C	Facilities Rental	Park Code, Section 12.21(b)	Yes		1350 Events					1350 Events	54.89%		1350 Events			4/3/03	Unknown

Item	Fee Status (Y/N/A)	Description	Code Abbreviations	Also CP/Admitt/Inv	2012-13 Fee (Rounded)	2012-13 Units (E/L)	2012-13 Conl Recovery (E/L)	2013-14 Fee (Rounded)	2013-14 Units (E/L)	2013-14 Conl Recovery (E/L)	2014-15 Fee (Rounded)	2014-15 Units (E/L)	2014-15 Conl Recovery (E/L)	Unit Back	Year of Last Increase	Fee Paid to Last Increase
		Category:														
		(a) Neighborhood Recreation Centers and Playgrounds														
		Class A - Up to two hours			\$97.00			\$99.00			\$102.00				\$75.00	\$55.00
		Class A - Each additional hour			\$97.00			\$99.00			\$102.00				\$37.50	
		Class B - Up to two hours			\$72.00			\$74.00			\$77.00				\$55.00	\$45.00
		Class B - Each additional hour			\$72.00			\$74.00			\$77.00				\$27.50	
		Class C - Up to two hours			\$52.00			\$53.00			\$55.00				\$40.00	\$30.00
		Class C - Each additional hour			\$52.00			\$53.00			\$55.00				\$20.00	
		(b) Julius Kahn Clubhouse (Sunday Only)														
		Up to two hours			\$97.00			\$99.00			\$102.00				\$125.00	\$100.00
		Each additional hour			\$97.00			\$99.00			\$102.00				\$62.50	\$0.00
9	C	Picnic Areas Reservation Fees	Park Code, Section 12.23	Yes						48.22%						
		Category:														
		(a) Family or Small Group Picnic														
		1-50 Prime Location (per day, per site)			\$61.00	1900 Events		\$62.00			\$64.00	1900 Events			2003	Unknown
		1-50 Other Location (per day, per site)			\$30.00	500 Events		\$31.00			\$32.00	500 Events			\$50.00	\$25.00
		(b) Associations, Non-Profit Organizations, Schools Picnic														
		51-100 Prime Location (per day, per site)			\$90.00			\$92.00			\$95.00				\$75.00	\$50.00
		51-100 Other Location (per day, per site)			\$61.00			\$62.00			\$64.00				\$50.00	\$75.00
		101-200 Prime Location (per day, per site)			\$121.00			\$124.00			\$128.00				\$100.00	\$75.00
		101-200 Other Location (per day, per site)			\$90.00			\$92.00			\$95.00				\$75.00	\$75.00
		201-300 Prime Location (per day, per site)			\$181.00			\$185.00			\$191.00				\$150.00	\$75.00
		201-400 Other Location (per day, per site)			\$151.00			\$154.00			\$159.00				\$125.00	\$75.00
		over 400 Other Location (per day, per site)			\$302.00			\$309.00			\$320.00				\$250.00	\$125.00
		(C) Company Picnic														
		1 to 200 participants (per day, per site)			\$241.00	25 Events		\$246.00			\$255.00	25 Events			2003	Unknown
		201 to 300 participants (per day, per site)			\$302.00			\$309.00			\$320.00				\$200.00	\$150.00
		301 to 500 participants (per day, per site)			\$422.00			\$431.00			\$446.00				\$250.00	\$200.00
		501 to 750 participants (per day, per site)			\$604.00			\$617.00			\$639.00				\$350.00	\$250.00
		Over 750 participants (per day, per site)			\$906.00			\$926.00			\$958.00				\$500.00	N/A
		With special events			minimum of \$1,126, fee to be negotiated			minimum of \$1,150, fee to be negotiated			minimum of \$1,190, fee to be negotiated				minimum of \$1,000 - fee to be negotiated	N/A
		Category:														
		Chain of Lakes Site (Middle Lake) - First 2 hours			\$300.00			\$307.00			\$318.00				\$250.00	\$150.00

Item	Fee Status C/M/N	Description	Code Authorization	Auto CPJ Adjust Y/N	2013-13 Fee	2013-13 Units (Est)	2012-13 Cost Recovery (Est)	2013-14 Fee (Roundup)	2013-14 Units (Est)	2013-14 Cost Recovery (Est)	2014-15 Fee (Roundup)	2014-15 Units (Est)	2014-15 Cost Recovery (Est)	Unit Bank	Year of Last Increase	Fee Prior to Last Increase
		Fuchsia Garden Sites - First 2 hours			\$300.00			\$307.00			\$318.00					\$150.00
		Pioneer Log Cabin Picnic Area - First 2 hours			\$300.00			\$307.00			\$318.00					\$250.00
		Portals of Pass/Lloyd's Lake Sites - First 2 hours			\$300.00			\$307.00			\$318.00					\$150.00
		Rose Garden Sites - First 2 hours			\$300.00			\$307.00			\$318.00					\$150.00
		Each Additional Hour for above sites			\$55.00			\$56.00			\$58.00					\$25.00
		Chinese Pavilion - First 2 hours			\$550.00			\$562.00			\$582.00					\$350.00
		Palace of Fine Arts Robinson Site - First 2 hours			\$550.00			\$562.00			\$582.00					\$350.00
		Shakespeare Garden Site - First 2 hours			\$550.00			\$562.00			\$582.00					\$350.00
		Queen Wilhelmina Garden - First 2 hours			\$550.00			\$562.00			\$582.00					\$350.00
		Each Additional Hour for above sites			\$111.00			\$113.00			\$117.00					\$35.00
11	- C	Special Events (non-profit,commercial fee)	Park Code, Section 12.22	Yes						93.90%			88.72%			Unknown
		GOP Lindley Meadow			\$11,000.00			\$11,244.00			\$11,638.00					
		GOP Speedway Meadow			\$19,800.00			\$20,240.00			\$20,948.00					\$100.00
		GOP Marx Meadow			\$2,700.00			\$2,760.00			\$2,857.00					\$25.00
		GOP Sharon Meadow			\$13,200.00			\$13,493.00			\$13,965.00					
		GOP Polo Fields			\$55,200.00			\$56,425.00			\$58,400.00					\$400.00
		GOP BandShell			\$2,700.00			\$2,760.00			\$2,857.00					
		GOP Music Concourse			\$11,000.00			\$11,244.00			\$11,638.00					
		Civic Center Plaza			\$27,000.00			\$27,599.00			\$28,565.00					
		Civic Center DG Center Area			\$19,500.00			\$19,800.00			\$14,283.00					\$750.00
		Japantown Peace Plaza			\$1,400.00			\$1,431.00			\$1,481.00					
		Jerry Garcia Amphitheater			\$1,250.00			\$1,278.00			\$1,323.00					\$300.00
		Justin Herman Plaza			7700			\$7,871.00			\$8,146.00					
		Justin Herman - Don Chee Handicaps			\$3,500.00			\$3,578.00			\$3,703.00					
		Lake Merced Parking Lot			\$1,100.00			\$1,124.00			\$1,163.00					
		Marina Green Big (Scott St)			\$8,200.00			\$8,382.00			\$8,675.00					
		Marina Green Little (Yacht Rd.)			\$884.00			\$904.00			\$956.00					
		Mission Dolores Park			\$13,200.00			\$13,493.00			\$13,965.00					
		Precita Park			\$5,000.00			\$5,111.00			\$5,290.00					
		Portsmouth Square			\$552.00			\$564.00			\$584.00					
		Potrero Del Sol (stage)			\$1,650.00			\$1,687.00			\$1,746.00					
		Potrero Del Sol (skate park)			\$2,200.00			\$2,249.00			\$2,328.00					
		Potrero Del Sol (entire park)			\$11,000.00			\$11,244.00			\$11,638.00					\$300.00

Item	Fee Status C/M/N	Description	Code A Substitution	App CFI Adjust Y/N	2012-13 Fee	2012-13 Unit (E+I)	2012-13 Cost Recovery (E+I)	2013-14 Fee (Revised)**	2013-14 Unit (E+I)	2013-14 Cost Recovery (E+I)	2014-15 Fee (Revised)**	2014-15 Unit (E+I)	2014-15 Cost Recovery (E+I)	Unit % Base	Year of Last Increase	Fee Prior to Last Increase	
		UN Plaza			\$1,650.00			\$1,687.00									
		Union Square			\$8,200.00			\$8,382.00									
		Washington Square Park			\$3,520.00			\$3,598.00								\$150.00	
		other sites \$1.00 / person times venue capacity			\$1.00			\$1.00								\$50.00	
12	C	Film / Video / Photography	Park Code, Section 12.24	Yes		200 Events			200 Events	90.11%							
		Category:															
		(a) Still Photo Shoot/Per/Site															
		Outdoors - Simple non intrusive			\$734.00			\$239.00								\$200.00	
		Outdoors - Large crew >20			\$587.00			\$600.00								\$500.00	
		(b) Film and Video															
		Documentary			\$234.00			\$239.00								\$200.00	
		Simple TV commercials with crew of 35 or under			\$587.00			\$600.00								\$500.00	
		Larger Production			\$1173, \$500/day for set up or breakdown			\$1199, \$511/day for set up or breakdown			\$1241, \$529/day for set up or breakdown					\$1000, \$500/day for set up or breakdown	
		Facility, Property Usage			Minimum of \$58665			Minimum of \$5997			Minimum of \$6207					\$1,000.00	
		(e) Encroachment Fee	Park Code, Section 12.25	Yes	\$563.00			\$575.00			\$595.00					\$500.00	
			Commission Resolution 15629	No												Unknown	
13	C	Randall Museum Classes														Unknown	
		(a) Ongoing 6 - 10 week classes			the number of hours class meets each week x the no. of weeks the class runs x \$2.50 per hour for kids classes or \$3 per hour for adult classes + \$2 - \$5 per class materials (\$3 - \$10 per class for adult classes)	Total 520 Students for a, d, and e categories		the number of hours class meets each week x the no. of weeks the class runs x \$2.50 per hour for kids classes or \$3 per hour for adult classes + \$2 - \$5 per class materials (\$3 - \$10 per class for adult classes)	Total 520 Students for a, d, and e categories		Total 520 Students for a, d, and e categories						Unknown
		(b) Summer Day Camps				80			80								
		Summer Overnight Camp at Mather				20			20								
		(c) Saturday Drop-in Classes			\$3 per person or \$5 for parent/child combo for 15 min to 1 hr.	700			700								

Item	Fee Status C/M/N	Description	Code Authorization	Auto CPY Adjust Y/N	2012-13 Fee	2012-13 Units (Est.)	2012-13 Cost Recovery (Est.)	2012-13 Fee (Rounded)**	2013-14 Units (Est.)	2013-14 Cost Recovery (Est.)	2013-14 Fee (Rounded)**	2014-15 Units (Est.)	2014-15 Cost Recovery (Est.)	2014-15 Fee (Rounded)**	2014-15 Units (Est.)	2014-15 Cost Recovery (Est.)	2014-15 Fee (Rounded)**	Year of Last Increase	Unit Built	Fee Prior to Last Increase
		(d) Holidays Break Classes			\$7 - \$10 for 2 hr.	Total 520 Students for a, d, and e categories		\$7 - \$10 for 2 hr.	Total 520 Students for a, d, and e categories		\$7 - \$10 for 2 hr.	Total 520 Students for a, d, and e categories		\$7 - \$10 for 2 hr.	Total 520 Students for a, d, and e categories		\$7 - \$10 for 2 hr.			
		(e) Family Field Trips			\$2 to \$15 per person for 2-4 hrs field trips	Total 520 Students for a, d, and e categories		\$2 to \$15 per person for 2-4 hrs field trips	Total 520 Students for a, d, and e categories		\$2 to \$15 per person for 2-4 hrs field trips	Total 520 Students for a, d, and e categories		\$2 to \$15 per person for 2-4 hrs field trips	Total 520 Students for a, d, and e categories		\$2 to \$15 per person for 2-4 hrs field trips			
		(f) School Field Trip Programs			\$55.00	8-1000 Students are taught by RPD staff and also Randall Friends Doerens, expect to go down due to new fee structure and loss of free buses RPD had provided		\$56.00	8-1000 Students are taught by RPD staff and also Randall Friends Doerens, expect to go down due to new fee structure and loss of free buses RPD had provided		\$56.00	8-1000 Students are taught by RPD staff and also Randall Friends Doerens, expect to go down due to new fee structure and loss of free buses RPD had provided		\$56.00	8-1000 Students are taught by RPD staff and also Randall Friends Doerens, expect to go down due to new fee structure and loss of free buses RPD had provided		\$56.00			
14	C	Randall Museum Rental Rates Group I = Museum Sponsored Groups, Group II = Non-Profit Groups, Group III = Other Groups	Commission Resolution No. 15628	No														Unknown		Unknown
		(a) Room Rental Rates	Commission Resolution No. 15628	No	\$20, \$55, \$80	78 groups - revenue generating rentals only		\$20, \$55, \$80	78 groups - revenue generating rentals only		\$20, \$55, \$80	78 groups - revenue generating rentals only		\$20, \$55, \$80	78 groups - revenue generating rentals only		\$20, \$55, \$80			Unknown
		Buckley or Art Room - (Group I, II, III)			\$15, \$50, \$75			\$15, \$51, \$77			\$15, \$51, \$77			\$15, \$51, \$77			\$15, \$51, \$77			
		Randall Room - (Group I, II, III)			\$15, \$25, \$45			\$15, \$26, \$46			\$15, \$26, \$46			\$15, \$26, \$46			\$15, \$26, \$46			
		Yellow Room - (Group I, II, III)			N/A, \$40, \$60			N/A, \$41, \$61			N/A, \$41, \$61			N/A, \$42, \$63			N/A, \$42, \$63			
		Lobby - (Group I, II, III)																		
		(b) Theater Rental Rates	Commission Resolution No. 15628	No	\$50 3hrs., \$75 per day	38 groups paid theater rentals and 99 groups free users, total usage 14,000 people per year		\$51 3hrs., \$77 per day	38 groups paid theater rentals and 99 groups free users, total usage 14,000 people per year		\$51 3hrs., \$77 per day	38 groups paid theater rentals and 99 groups free users, total usage 14,000 people per year		\$53 3hrs., \$80 per day	38 groups paid theater rentals and 99 groups free users, total usage 14,000 people per year		\$53 3hrs., \$80 per day			Unknown
		Non-profit groups aligned with Museum's Mission			\$128 3hrs., \$200 per day			\$128 3hrs., \$205 per day			\$128 3hrs., \$205 per day			\$132 3hrs., \$213 per day			\$132 3hrs., \$213 per day			
		Non-profit groups not aligned with Museum's Mission			\$250 3hrs., \$300 per day			\$256 3hrs., \$307 per day			\$256 3hrs., \$307 per day			\$265 3hrs., \$318 per day			\$265 3hrs., \$318 per day			
		For-profit groups not aligned with Museum's Mission																		

Item	Fee Status C/M/N	Description	Code Abbreviation	Also C/M/N Adjust Y/N	2012-13 Fee (Rounded)*	2012-13 Unit (Est.)	2012-13 Cost Recovery (Est.)	2013-14 Fee (Rounded)*	2013-14 Unit (Est.)	2013-14 Cost Recovery (Est.)	2014-15 Fee (Rounded)**	2014-15 Unit (Est.)	2014-15 Cost Recovery (Est.)	Unit Basis	Year of Last Increase	Fee Prior to Last Increase	
15	C	© Basement Lease to Golden Gate Model Railroad Club															
		Swimming Pool Fees	Park Code, Session 12.40	Yes	\$250/year	250,000 charge and 40,000 free	15.78%	\$256/year	250,000 charge and 40,000 free	15.05%					7/29/2005	Unknown	
		Category:															
		Children Admission			\$1.00			\$1.00			\$1.00					\$0.50	
		Adult Lesson			\$7.00			\$7.00			\$7.00					\$3.00	
		Adult Admission			\$5.00			\$5.00			\$5.00					\$3.00	
		Family Swim			N/A			N/A			N/A					\$5.00	
		Children Lesson			\$2.00			\$2.00			\$2.00					\$1.00	
		Senior Script			\$23 for 10 Session			\$23 for 10 Session			\$24 for 10 Session				\$20 for 10 Session	\$18.75	
		Adult Script			\$47 for 10 session			\$48 for 10 sessions			\$49 for 10 sessions				\$34 for 10 Session	\$28.00	
		Adult Script			N/A			N/A			N/A				N/A	\$12.25	
		Special/Economic Need Script			\$23 for 10 Session			\$23 for 10 Session			\$24 for 10 Session				\$20 for 10 Session	\$15.00	
		Child Script			N/A			N/A			N/A				N/A	\$15.00	
		New Swimming Pool Fees structure															
		Infantler - (5-18)			\$5.00			\$5.00			\$5.00					N/A	
		Recreation Swim (including parent)			\$17.00			\$17.00			\$18.00					N/A	
		Children - (5-18)			\$54 for 10 Sessions			\$55 for 10 Sessions			\$56 for 10 Sessions				\$50 for 10 Sessions	N/A	
		Monthly pass - not including lessons			\$37 for 10 Sessions			\$38 for 10 Sessions			\$39 for 10 Sessions				\$35 for 10 Sessions	N/A	
		H2O Fitness			\$54.00			\$55.00			\$57.00				\$50.00	N/A	
		Learning to swim			\$37.00			\$38.00			\$39.00				\$35.00	N/A	
		Adult - (18-55)			\$54 for 10 Sessions			\$55 for 10 Sessions			\$56 for 10 Sessions				\$50 for 10 Sessions	N/A	
		Monthly pass - not including lessons			\$37 for 10 Sessions			\$38 for 10 Sessions			\$39 for 10 Sessions				\$35 for 10 Sessions	N/A	
		Economic need, Monthly swimming pass - not including lessons or H2O Fitness			\$54 for 10 Sessions			\$55 for 10 Sessions			\$56 for 10 Sessions				\$50 for 10 Sessions	N/A	
		H2O Fitness			\$37 for 10 Sessions			\$38 for 10 Sessions			\$39 for 10 Sessions				\$35 for 10 Sessions	N/A	
		Learning to swim			\$4.00			\$4.00			\$4.00				\$4.00	N/A	
		Seniors			\$4.00			\$4.00			\$4.00				\$4.00	N/A	
		Recreation use			\$4.00			\$4.00			\$4.00				\$4.00	N/A	
		Lepp use			\$38.00			\$39.00			\$40.00				\$35.00	N/A	
		Monthly pass - not including lessons															

Item	Fee Status C/M/N	Description	Code Authorization	Aide CPT Adjnt Y/N	2013-13 Fee	2013-14 Unit (Est)	2013-14 Cost Recovery (Est)	2013-14 Fee (Roundup)	2014-15 Unit (Est)	2014-15 Cost Recovery (Est)	2014-15 Fee (Roundup)	2014-15 Unit (Est)	2014-15 Cost Recovery (Est)	Unit Bill	Year of Last Increase	Fee Prior to Last Increase
		H2O Fitness			\$54 for 10 Sessions			\$54 for 10 Sessions			\$56 for 10 Sessions				\$50 for 10 Sessions	N/A
		Learning to swim														N/A
		Family Plan														
		Monthly Swim pass for 1 adult & 2 children (not including lessons)			\$64.00						\$67.00				\$60.00	N/A
		Monthly Swim pass for 2 adult & 2 children (not including lessons)			\$108.00						\$114.00				\$100.00	N/A
		Lessons - (10 weeks - 10 Sessions)									\$0.00					
		Pre-school / tiny tots (with parents)			\$54.00						\$57.00				\$50.00	N/A
		Learn to swim lesson (two week sessions)			\$10.00						\$10.00				\$10.00	N/A
		Semi-private (two to three students per instructor)			\$22 per half hour session, minimum 5 sessions						\$23 per half hour session, minimum 5 sessions				\$20 per half hour session, minimum 5 sessions	N/A
		Private lessons			\$32 per half hour session, minimum 5 sessions						\$34 per half hour session, minimum 5 sessions				\$30 per half hour session, minimum 5 sessions	N/A
		Scholarships			Up to 10% of total enrollment would be available for partial scholarships						Up to 10% of total enrollment would be available for partial scholarships				Up to 10% of total enrollment would be available for partial scholarships	N/A
		Classes - these fees do not include the cost of material or certification costs														
		CPR			\$64.00						\$67.00				\$60.00	N/A
		First Aid			\$55.00						\$58.00				\$50.00	N/A
		Lifeguard Training			\$109.00						\$115.00				\$100.00	N/A
		Lifeguard Training - Challenge			\$44.00						\$47.00				\$40.00	N/A
		Title-22			\$108.00						\$114.00				\$100.00	N/A
		Pet first Aid			\$37.00						\$39.00				\$35.00	N/A
		Scholarships			Up to 10% of total enrollment would be available for partial scholarships						Up to 10% of total enrollment would be available for partial scholarships				Up to 10% of total enrollment would be available for partial scholarships	N/A
		Age Group / Masters swim teams			\$24 per hour of program (with coach certified in safety via Red Cross)						\$26 per hour of program (with coach certified in safety via Red Cross)				\$20 per hour of program (with coach certified in safety via Red Cross)	
		Age group / Manometers			\$46 per hour of program						\$47 per hour of program				\$40 per hour of program	basic entry fee on upwards of \$60 for two hours
		Master swim teams			\$46 per hour of program						\$47 per hour of program				\$40 per hour of program	basic entry fee on upwards of \$60 for two hours



Item	Fee Source	Item Description	Code Attribution	Ratio CPT - Adjust	2012-13 Fee	2012-13 Units (Est)	2012-13 Cost Recovery (Est)	2013-14 Cost Recovery (Est)	2014-15 Fee (Revised)	2013-14 Units (Est)	2013-14 Cost Recovery (Est)	2014-15 Fee (Revised)	2014-15 Units (Est)	2014-15 Cost Recovery (Est)	Unit Basis	Year of Last Increase	Fee Prior to Last Increase		
		<i>Rentals (All rentals are a minimum of two hours)</i>																	
		Community groups, Other City Agencies			Staffing Cost - \$54				Staffing Cost - \$55			Staffing Cost - \$57					Cost - \$50	N/A	
		Birthday Packages (3 hours) includes one recreation director to conduct activities, 1.5 hours of swimming of which 1.12 hour is private pool time, as well as the use of the multi-purpose room)																	
		5 - 50 children			\$327.00				\$334.00			\$346.00				\$500.00	N/A		
		31 - 50 children			\$456.00				\$446.00			\$462.00				\$400.00	N/A		
		Commercial groups fees will not change.																	
16	M	Summer Day Camp	Park Code, Section 12.15	Yes		3,200		3,200		35.68%			3,200	35.31%		2004			
		Category:																	
		Pine Lake Camp - SF Residents			\$110.00	865 (80% of capacity 1,080)		865 (80% of capacity 1,080)	\$112.00		\$116.00	\$116.00	865 (80% of capacity 1,080)				\$87.00	\$85.00	
		Silver Tree Camp - SF Residents			\$110.00	1,080 (80% of capacity 1,350)		1,080 (80% of capacity 1,350)	\$112.00		\$116.00	\$116.00	1,080 (80% of capacity 1,350)					\$87.00	\$85.00
		Camp Gourmet - SF Residents			\$110.00	280 (100% of capacity)		280 (100% of capacity)	\$112.00		\$116.00	\$116.00	280 (100% of capacity)					\$87.00	\$85.00
		Athletic Day Camp (2 weeks total) - SF Residents			\$193.00	600 (80% of capacity 750)		600 (80% of capacity 750)	\$197.00		\$204.00	\$204.00	600 (80% of capacity 750)					\$174.00	\$170.00
		Pacific Art Camp (2 weeks total) - SF Residents			\$193.00	255 (85% of capacity 300)		255 (85% of capacity 300)	\$197.00		\$204.00	\$204.00	255 (85% of capacity 300)					\$174.00	\$170.00
		Pacific Art Camp (age 4 - 6) - SF Residents			\$48.00	50 (85% of capacity 60)		50 (85% of capacity 60)	\$49.00		\$51.00	\$51.00	50 (85% of capacity 60)					\$43.00	\$42.00
		Pine Lake Camp - Non-SF Residents			\$140.00	Approximately 2% of total enrollment		Approximately 2% of total enrollment	\$143.00		\$145.00	\$145.00	Approximately 2% of total enrollment					\$126.00	\$123.00
		Silver Tree Camp - Non-SF Residents			\$140.00	Approximately 2% of total enrollment		Approximately 2% of total enrollment	\$143.00		\$145.00	\$145.00	Approximately 2% of total enrollment					\$126.00	\$123.00
		Camp Gourmet - Non-SF Residents			\$140.00	Approximately 2% of total enrollment		Approximately 2% of total enrollment	\$143.00		\$145.00	\$145.00	Approximately 2% of total enrollment					\$126.00	\$123.00
		Athletic Day Camp (2 weeks total) - Non-SF Residents			\$279.00	Approximately 2% of total enrollment		Approximately 2% of total enrollment	\$285.00		\$295.00	\$295.00	Approximately 2% of total enrollment					\$252.00	\$246.00
		Pacific Art Camp (2 weeks total) - Non-SF Residents			\$279.00	Approximately 2% of total enrollment		Approximately 2% of total enrollment	\$285.00		\$295.00	\$295.00	Approximately 2% of total enrollment					\$252.00	\$246.00
		Pacific Art Camp (age 4 - 6) - Non-SF Residents			\$70.00	Approximately 2% of total enrollment		Approximately 2% of total enrollment	\$72.00		\$75.00	\$75.00	Approximately 2% of total enrollment					\$63.00	\$61.00

Item	Fee Shows C/DMN	Description	Code Authorization	Auto CPT Adjust Y/N	2012-13 Fee	2012-13 Unit (B4)	2012-13 Cost Recovery (B4)	2013-14 Fee (Rounded)**	2013-14 Unit (B4)	2013-14 Cost Recovery (B4)	2014-15 Fee (Rounded)**	2014-15 Unit (B4)	2014-15 Cost Recovery (B4)	Year of Last Increase	Fee Prior to Last Increase
17	C	Sharon Art Studio Classes Fees	Park Code, Section 12.27	Yes						18.26%		Students/quarter	17.47%	4/2/03	Unknown
		Category:				Students/quarter									
		Adults - Ceramics Class			\$180.00	175		\$184.00	175		\$190.00	175			\$149.00
		Adults - Glass Class			\$141.00	80		\$144.00	80		\$149.00	80			\$108.00
		Adults - Jewelry-General Class			\$230.00	40		\$235.00	40		\$243.00	40			\$108.00
		Adults - Jewelry-Enamel Class			\$135.00	5		\$138.00	5		\$143.00	5			\$84.00
		Adults - Drawing-General Class			\$113.00	13		\$116.00	13		\$120.00	13			\$78.00
		Adults - Mosaics Class			\$95.00	10		\$97.00	10		\$100.00	10			\$60.00
		Adults - Life Drawing			\$65.00	28		\$66.00	28		\$68.00	28			\$48.00

PROGRAM - NEIGHBORHOOD SERVICES.

Item	Fee Shows C/DMN	Description	Code Authorization	Auto CPT Adjust Y/N	2012-13 Fee	2012-13 Unit (B4)	2012-13 Cost Recovery (B4)	2013-14 Fee (Rounded)**	2013-14 Unit (B4)	2013-14 Cost Recovery (B4)	2014-15 Fee (Rounded)**	2014-15 Unit (B4)	2014-15 Cost Recovery (B4)	Year of Last Increase	Fee Prior to Last Increase
1	C	Latchkey Program	Park Code, Section 12.30	Yes						11.16%				5/30/2003	Unknown
		Category:													
		School Year (Monday - Friday)			\$34 per month	400 Students		\$35 per month	400 Students		\$36 per month	400 Students			\$30.00
		Summer (Monday - Friday)			\$90 per participant per session	1,150 Students		\$92 per participant per session	1,150 Students		\$95 per participant per session	1,150 Students			\$80.00
2	C	Tiny tots Program	Park Code, Section 12.39	Yes						11.16%				7/29/03	Unknown
		Category:													
		Traditional Tiny Tots			\$33.00 for 10 visit			\$34 for 10 visit			\$35 for 10 visit			30	
		Play Groups			\$3.00 for drop in or \$22.00 for 10 visits			\$3.00 for drop in or \$22.00 for 10 visits			\$3.00 for drop in or \$23.00 for 10 visits			\$3,620	
		Kids Gym			\$4.00 for drop in or \$32.00 for 10 visit			\$4.00 for drop in or \$32.00 for 10 visit			\$4.00 for drop in or \$33.00 for 10 visit			\$4,830	
		Arts and Crafts			\$4.00 for drop in or \$31.00 for 10 visit			\$4.00 for drop in or \$31.00 for 10 visit			\$4.00 for drop in or \$32.00 for 10 visit			\$4,830	
		Special Programs			\$3.00 for drop in or \$22.00 for 10 visits			\$3.00 for drop in or \$22.00 for 10 visits			\$3.00 for drop in or \$23.00 for 10 visits			\$3,920	
2	C	Recreation Program Fees	Park Code, Section 12.44	Yes						11.16%				10/89%	
		Category:													
		Recreation Program Fees												10/89%	

Item	Fee Status CDMN	Description	Code Authorization	Rate CPT Adjust. Y/N	2012-13 Fee	2012-13 Unit (Rate)	2012-13 Cost Recovery (Rate)	2013-14 Fee (Roundup)	2013-14 Unit (Rate)	2013-14 Cost Recovery (Rate)	2014-15 Fee (Roundup)	2014-15 Unit (Rate)	2014-15 Cost Recovery (Rate)	Unit Built	Year of Last Increase	Fee Prior to Last Increase
		Level			1, 2, 3, 4, 5											Unknown
		Step 1			25, 1.50, 4.00, 12.00			25, 1.50, 4.00, 12.00			25, 1.50, 4.00, 12.00					
		Step 2			50, 1.75, 5.00, 16.00			50, 1.75, 5.00, 16.00			50, 1.75, 5.00, 17.00					
		Step 3			75, 2.00, 6.00, 20.00			75, 2.00, 6.00, 20.00			75, 2.00, 6.00, 21.00					
		Step 4			1.00, 2.25, 7.00, 24.00			1.00, 2.25, 7.00, 24.00			1.00, 2.25, 7.00, 25.00					
		Step 5			1.25, 3.00, 8.00, 28.00			1.25, 3.00, 8.00, 29.00			1.25, 3.00, 8.00, 29.00					

**PROGRAM - CAMP MATHER**

I	C	Park Code, Section 12.01	1,150 groups, 5,370 people	1,150 groups, 5,370 people	90.04%	1,150 groups, 5,370 people	83.76%	1,150 groups, 5,370 people	83.76%	1,150 groups, 5,370 people	90.04%	1,150 groups, 5,370 people	83.76%	1,150 groups, 5,370 people	Year of Last Increase	Fee Prior to Last Increase
		(a) San Francisco Residents														
		2 Person Cabin Size - Nightly Rate	0	0		0		\$83.00	0			\$86.00	0			\$76.00
		2 Person Cabin Size - Weekly Rate	176	176		176		\$454.00	176			\$470.00	176			\$303.00
		3 Person Cabin Size - Nightly Rate	0	0		0		\$109.00	0			\$113.00	0			\$73.00
		3 Person Cabin Size - Weekly Rate	474	474		474		\$615.00	474			\$637.00	474			\$411.00
		4 Person Cabin Size - Nightly Rate	0	0		0		\$136.00	0			\$141.00	0			\$91.00
		4 Person Cabin Size - Weekly Rate	672	672		672		\$759.00	672			\$786.00	672			\$508.00
		5 Person Cabin Size - Nightly Rate	0	0		0		\$163.00	0			\$169.00	0			\$109.00
		5 Person Cabin Size - Weekly Rate	1,140	1,140		1,140		\$886.00	1,140			\$917.00	1,140			\$593.00
		6 Person Cabin Size - Nightly Rate	0	0		0		\$198.00	0			\$205.00	0			\$133.00
		6 Person Cabin Size - Weekly Rate	1,758	1,758		1,758		\$996.00	1,758			\$1,031.00	1,758			\$666.00
		4 Person Tent Size - Nightly Rate	0	0		0		\$36.00	0			\$37.00	0			\$24.00
		4 Person Tent Size - Weekly Rate	240	240		240		\$180.00	240			\$186.00	240			\$120.00
		6 Person Tent Size - Nightly Rate	0	0		0		\$48.00	0			\$50.00	0			\$32.00
		6 Person Tent Size - Weekly Rate	840	840		840		\$234.00	840			\$242.00	840			\$157.00
		(b) Non Residents														
		2 Person Cabin Size - Nightly Rate	0	0		0		\$91.00	0			\$94.00	0			\$61.00
		2 Person Cabin Size - Weekly Rate	4	4		4		\$343.00	4			\$362.00	4			\$263.00
		3 Person Cabin Size - Nightly Rate	0	0		0		\$127.00	0			\$131.00	0			\$83.00
		3 Person Cabin Size - Weekly Rate	6	6		6		\$752.00	6			\$778.00	6			\$503.00
		4 Person Cabin Size - Nightly Rate	0	0		0		\$154.00	0			\$159.00	0			\$103.00
		4 Person Cabin Size - Weekly Rate	8	8		8		\$905.00	8			\$937.00	8			\$605.00

Item	Fee Status C/M/R/N	Description	Code Authorization	Auto CPT Adjust Y/N	2012-13 Fee (Roundup)	2012-13 Unit (Est)	2012-13 Cost Recovery (Est)	2013-14 Fee (Roundup)	2013-14 Unit (Est)	2013-14 Cost Recovery (Est)	2014-15 Fee (Roundup)	2014-15 Unit (Est)	2014-15 Cost Recovery (Est)	Unit-Basis	Year of Last Increase	Fee Prior to Last Increase	
		5 Person Cabin Size - Nightly Rate			\$177.00	0		\$181.00	0		\$187.00	0				\$165.00	\$121.00
		5 Person Cabin Size - Weekly Rate			\$1,036.00	10		\$1,039.00	10		\$1,095.00	10				\$965.00	\$708.00
		6 Person Cabin Size - Nightly Rate			\$205.00	0		\$210.00	0		\$217.00	0				\$191.00	\$140.00
		6 Person Cabin Size - Weekly Rate			\$1,187.00	42		\$1,213.00	42		\$1,253.00	42				\$1,107.00	\$811.00
		4 Person Tent Size - Nightly Rate			\$46.00	0		\$47.00	0		\$49.00	0				\$43.00	\$31.00
		4 Person Tent Size - Weekly Rate			\$231.00	0		\$236.00	0		\$244.00	0				\$215.00	\$156.00
		6 Person Tent Size - Nightly Rate			\$59.00	0		\$60.00	0		\$62.00	0				\$55.00	\$40.00
		6 Person Tent Size - Weekly Rate			\$309.00	0		\$316.00	0		\$327.00	0				\$288.00	\$211.00
		(c) Senior Camp (Age 55+; includes cabin & meals for 4 days/nights & roundtrip transportation from SF)	Park Code, Section 12.01													Unknown	Unknown
		Residents			\$230.00			\$235.00			\$243.00					\$247.00	\$185.00
		Non-Residents			\$238.00			\$264.00			\$273.00					\$277.00	\$185.00
		(d) Cancellation and Processing Fees	Park Code, Section 12.01														Unknown
		Cancellation 30 days prior to reservation date			\$50 or half the deposit			\$51 or half the deposit			\$53 or half the deposit					\$50 or half the deposit	
		Cancellation less than 30 days prior to reservation date			\$100 or the entire deposit			\$102 or the entire deposit			\$106 or the entire deposit					\$100 or the entire deposit	
		Cancellation after final payment			50% of total fees, plus the entire deposit			50% of total fees, plus the entire deposit			50% of total fees, plus the entire deposit					50% of total fees, plus the entire deposit	
		Late payment penalty			5% on total amount due			5% on total amount due			5% on total amount due					5% on total amount due	
		Change of reservation			\$15.00			\$15.00			\$16.00					\$15.00	
		Unauthorized overnight stay at camp			\$75.00			\$77.00			\$80.00					\$75.00	
		Late check-out			\$75.00			\$77.00			\$80.00					\$75.00	
		Day Use Fees	Park Code, Section 12.02	Yes		N/A			N/A			N/A				4/1/2005	
		Adult (Age 13 years plus)			\$14.00			\$14.00			\$14.00					\$12.00	\$10.00
		Youth (Ages 2 to 12 years)			\$7.00			\$7.00			\$7.00					\$6.00	\$5.00
		Infant (Under age 2)			\$0.00			\$0.00			\$0.00					\$0.00	\$0.00
		Meal Fees - Overnight guests	Park Code, Section 12.03	Yes		N/A			N/A			N/A				4/1/2005	
		Adult (Age 13 years plus) - Daily Rate			\$35.00			\$36.00			\$37.00					\$34.00	\$24.00
		Adult (Age 13 years plus) - Weekly Rate			\$222.00			\$227.00			\$235.00					\$225.00	\$152.00
		Youth (Ages 6 to 12 years) - Daily Rate			\$19.00			\$19.00			\$20.00					\$19.00	\$12/8/14
		Youth (Ages 6 to 12 years) - Weekly Rate			\$129.00			\$132.00			\$137.00					\$137.00	\$85/891

Item	Fee Status C/M/N	Description	Code Authorization	Appl CPI Admit Y/N	2012-13 Fee	2012-13 Unit (Est)	2012-13 Cont Recovery (Est)	2013-14 Fee (Rounded)	2013-14 Unit (Est)	2013-14 Cont Recovery (Est)	2014-15 Fee (Rounded)	2014-15 Unit (Est)	2014-15 Cont Recovery (Est)	Unit Bill	Year of Last Increase	Fee Prior to Last Increase
		Infant (Under age 2) - Daily Rate			\$0.00			\$0.00			\$0.00					\$0.00
		Infant (Under age 2) - Weekly Rate			\$0.00			\$0.00			\$0.00					\$0.00
		(c) Meal Fees - Transient guests	Park Code, Section 12.03	Yes		N/A			N/A						4/1/2005	
		Adult (Age 13 years plus) - Breakfast / Lunch			\$14.00			\$14.00			\$14.00					\$10.00
		Adult (Age 13 years plus) - Dinner			\$19.00			\$19.00			\$20.00					\$13.00
		Youth (Age 2 to 12 years) - Breakfast / Lunch			\$8.00			\$8.00			\$8.00					\$6.00
		Youth (Age 2 to 12 years) - Dinner			\$13.00			\$13.00			\$13.00					\$9.00
		Infant (Under age 2) - Breakfast / Lunch			\$0.00			\$0.00			\$0.00					\$0.00
		Infant (Under age 2) - Dinner			\$0.00			\$0.00			\$0.00					\$0.00
		(d) Low income fee reduction - 50% reduction for SF Residents meeting income requirements	Park Code, Section 12.04	Yes		10			10			10			4/1/2005	

Note: The Rec & Park Commission is authorized to establish SF residing families who meet low income eligibility. To satisfy income limit requirements, the applicant's household annual income levels must be at or lower than the amounts below.  
 Family of 2 - \$27,450, Family of 3 - \$30,850, Family of 4 - \$34,300, Family of 5 - \$37,050, and Family of 6 - \$39,800

**PROGRAM - GOLF**

Item	Category	Park Code, Section 12.12	Yes	45,000	51.15%	45,000	48.70%	72,500	42.78%	72,500	50.76%	9/1/2006	Fee Prior to Last Increase
1	C	Fleming Golf Green Fees	Yes	45,000	51.15%	45,000	48.70%	72,500	42.78%	72,500	50.76%	9/1/2006	\$138.00
		Category: Weekdays - Mon-Thurs, Weekends - Fri-Sun											\$138.00
		Resident with card, Weekdays		\$24.00		\$24.00		\$24.00		\$25.00			\$17.00
		Resident with card, Weekends		\$26.00		\$26.00		\$26.00		\$27.00			\$19.00
		Nonresident, Weekdays		\$29.00		\$29.00		\$29.00		\$30.00			\$22.00
		Nonresident, Weekends		\$34.00		\$34.00		\$34.00		\$35.00			\$27.00
		Junior, Weekdays		\$12.00		\$12.00		\$12.00		\$12.00			\$7.00
		Junior, Weekends		\$16.00		\$16.00		\$16.00		\$17.00			\$10.00
		Senior, Weekdays		\$17.00		\$17.00		\$17.00		\$18.00			\$11.00
		Senior, Weekends		\$22.00		\$22.00		\$22.00		\$23.00			\$16.00
		Tournament, Weekdays		\$34.00		\$34.00		\$34.00		\$35.00			\$27.00
		Tournament, Weekends		\$44.00		\$44.00		\$44.00		\$45.00			\$38.00
		Replay Weekdays/Weekends		\$12.00		\$12.00		\$12.00		\$12.00			\$8.00
2	C	Harding Golf Green Fees	Yes	72,500	42.78%	72,500	50.76%	9/1/2006					\$138.00
		Category:											\$138.00
		Resident with card, Weekdays		\$53.00		\$53.00		\$53.00		\$55.00			\$35.00
		Resident with card, Weekends		\$66.00		\$66.00		\$66.00		\$69.00			\$48.00
		Northern California Resident, Weekdays		\$90.00		\$90.00		\$90.00		\$95.00			\$62.00
		Northern California Resident, Weekends		\$100.00		\$100.00		\$100.00		\$106.00			\$74.00
		Standard, Weekdays		\$155.00		\$155.00		\$155.00		\$164.00			\$94.00
		Standard, Weekends		\$175.00		\$175.00		\$175.00		\$185.00			\$125.00

Item	Fee Status C/M/N	Description	Code Authorization	Ann CPI Adj. Yr (%)	2013-13 Fee (Rounded)	2012-13 Units (Est.)	2012-13 Cert Recovery (Est.)	2013-14 Fee (Rounded)	2013-14 Units (Est.)	2013-14 Cert Recovery (Est.)	2014-15 Fee (Rounded)	2014-15 Units (Est.)	2014-15 Cert Recovery (Est.)	Unit Bill	Year of Last Increase	Fee Prior to Last Increase
		Junior, Weekdays			\$20.00			\$20.00			\$21.00					\$15.00
		Junior, Weekends			\$25.00			\$26.00			\$27.00					\$20.00
		Senior Resident - Weekdays			\$37.00			\$38.00			\$39.00					\$31.00
		Senior Resident - Weekends			\$66.00			\$67.00			\$69.00					\$59.00
		Resident Twilight, Weekdays			\$41.00			\$42.00			\$43.00					\$35.00
		Resident Twilight, Weekends			\$50.00			\$51.00			\$53.00					\$44.00
		Northern California Twilight, Weekdays			\$71.00			\$73.00			\$76.00					\$69.00
		Northern California Twilight, Weekends			\$80.00			\$82.00			\$85.00					\$79.00
		Standard Twilight, Weekdays			\$85.00			\$87.00			\$90.00					\$105.00
		Standard Twilight, Weekends			\$100.00			\$102.00			\$106.00					\$155.00
		Tournament, Weekdays			\$125.00			\$128.00			\$132.00					\$115.00
		Tournament, Weekends			\$135.00			\$138.00			\$143.00					\$109.00
		Northern California Offseason/Aerification <sup>2</sup> Weekdays														\$79.00
		Northern California Offseason/Aerification <sup>2</sup> Weekends														\$90.00
		Tournament Offseason/Aerification Weekdays														\$84.00
		Tournament Offseason/Aerification Weekends														\$94.00
		Standard Offseason/Aerification Weekdays														\$105.00
		Standard Offseason/Aerification Weekends														\$118.00
		Northern California Super Twilight Weekdays														\$45.00
		Northern California Super Twilight Weekends														\$55.00
		Note: The Northern California is comprised of Alameda, Contra Costa, Marin, San Mateo, Santa Clara, Santa Cruz, Solano, Sonoma, Del Norte, Siskiyou, Modoc, Humboldt, Trinity, Shasta, Tehama, Mendocino, Lake, Glenn, Butte, Sierra, Colusa, Sutter, Yuba, Nevada, Placer, Yolo, Sacramento, El Dorado, San Joaquin, Amador, Alpine, Calaveras, Stanislaus, Tuolumne, Mariposa, Monterey, San Benito, Merced, Fresno and Tulare Counties.														
		Off Season is from December 1 to the last day of February. Aerification is from the first day that major greens aerifications starts until 7 days after completion.														
3	C	Golden Gate Golf Green Fees	Park Code, Section 12.16	Yes		45,000			45,000	39.67%		45,000	37.78%			
		Category:														
		Non-Resident - Weekdays			\$16.00			\$16.00			\$16.00					\$13.00
		Non-Resident - Weekends			\$20.00			\$20.00			\$20.00					\$17.00
		Resident - Weekdays			\$12.00			\$12.00			\$12.00					\$10.00
		Resident - Weekends			\$14.00			\$14.00			\$14.00					\$12.00
		Senior - Weekdays			\$9.00			\$9.00			\$9.00					\$7.00
		Senior - Weekends			\$12.00			\$12.00			\$12.00					\$9.00
		Junior - Weekdays			\$6.00			\$6.00			\$6.00					\$4.00
		Junior - Weekends & Holidays			\$8.00			\$8.00			\$8.00					\$6.00
		Student			\$0.00			\$0.00			\$0.00					\$0.00

Item	Fee Subsidy CPMN	Discussions	Cost Allocation	Adm CPT Adjust Y/N	2012-13 Fee	2012-13 Units (Est)	2012-13 Cost Recovery (Est)	2013-14 Fee (Rounded)**	2013-14 Units (Est)	2013-14 Cost Recovery (Est)	2014-15 Fee (Rounded)**	2014-15 Units (Est)	2014-15 Cost Recovery (Est)	2014-15 Unit Basis	Year of Unit Increase	Fee Prior to Unit Increase
		Twilight - Weekdays			\$9.00			\$9.00			\$9.00					\$7.00
		Twilight - Weekends & Holidays			\$10.00			\$10.00			\$10.00					\$8.00
		Tournament - Weekdays			\$19.00			\$19.00			\$19.00					\$16.00
		Tournament - Weekends & Holidays			\$27.00			\$27.00			\$27.00					\$24.00
4	C	Lincoln Golf Green Fees	Park Code, Section 12.13	Yes		41,000	59.06%		41,000	59.06%		41,000	56.25%		2005	
		Category:														
		Non Resident - Weekdays			\$41.00			\$42.00			\$43.00					\$31.00
		Non Resident - Weekends & Holidays			\$45.00			\$46.00			\$48.00					\$35.00
		Resident - Weekdays			\$25.00			\$26.00			\$27.00					\$20.00
		Resident - Weekends & Holidays			\$30.00			\$31.00			\$32.00					\$21.00
		Senior Resident - Weekdays			\$15.00			\$15.00			\$16.00					\$11.00
		Senior Resident - Weekends & Holidays			\$23.00			\$24.00			\$25.00					\$19.00
		Junior Resident - Weekdays			\$13.00			\$13.00			\$13.00					\$10.00
		Junior Resident - Weekends & Holidays			\$18.00			\$18.00			\$19.00					\$14.00
		Student			\$0.00			\$0.00			\$0.00					\$0.00
		Back 9 - Weekdays			\$14.00			\$14.00			\$14.00					\$10.00
		Back 9 - Weekends & Holidays			\$19.00			\$19.00			\$20.00					\$14.00
		Twilight - Weekdays			\$23.00			\$24.00			\$25.00					\$19.00
		Twilight - Weekends & Holidays			\$29.00			\$30.00			\$31.00					\$23.00
		Tournament - Weekdays			\$47.00			\$48.00			\$50.00					\$37.00
		Tournament - Weekends & Holidays			\$57.00			\$58.00			\$60.00					\$45.00
5	C	Sharp Park Golf Green Fees	Park Code, Section 12.14	Yes		51,000	58.43%		51,000	58.43%		51,000	55.64%		2005	
		Category:														
		Non Resident - Weekdays			\$41.00			\$42.00			\$43.00					\$31.00
		Non Resident - Weekends & Holidays			\$45.00			\$46.00			\$48.00					\$35.00
		Resident - Weekdays			\$25.00			\$26.00			\$27.00					\$20.00
		Resident - Weekends & Holidays			\$30.00			\$31.00			\$32.00					\$24.00
		Senior Resident - Weekdays			\$15.00			\$15.00			\$16.00					\$11.00
		Senior Resident - Weekends & Holidays			\$23.00			\$24.00			\$25.00					\$19.00
		Junior Resident - Weekdays			\$13.00			\$13.00			\$13.00					\$10.00
		Junior Resident - Weekends & Holidays			\$18.00			\$18.00			\$19.00					\$14.00
		Student			\$0.00			\$0.00			\$0.00					\$0.00
		Back 9 - Weekdays			\$14.00			\$14.00			\$14.00					\$10.00

Item	Fee Structure C/M/N	Description	Code Authorization	Auto CPI Adjust Y/N	2012-13 Fee	2012-13 Units (Est)	2012-13 Cost Recovery (Est)	2013-14 Fee (Rounded)**	2013-14 Units (Est)	2013-14 Cost Recovery (Est)	2014-15 Fee (Rounded)**	2014-15 Units (Est)	2014-15 Cost Recovery (Est)	Unit Basis	Year of Unit Increase	Fee Prior to Last Increase
		Back 9 - Weekends & Holidays			\$19.00			\$19.00			\$20.00				\$14.00	\$16.00
		Twilight - Weekdays			\$23.00			\$24.00			\$25.00				\$19.00	\$20.00
		Twilight - Weekends & Holidays			\$29.00			\$30.00			\$31.00				\$23.00	\$25.00
		Tournament - Weekdays			\$47.00			\$48.00			\$50.00				\$37.00	\$40.00
		Tournament - Weekends & Holidays			\$57.00			\$58.00			\$60.00				\$45.00	\$49.00

**PROGRAM - YACHT HARBOR**

Item	Category	Description	Park Code, Section	Auto CPI Adjust Y/N	2012-13 Fee	2012-13 Units (Est)	2012-13 Cost Recovery (Est)	2013-14 Fee (Rounded)**	2013-14 Units (Est)	2013-14 Cost Recovery (Est)	2014-15 Fee (Rounded)**	2014-15 Units (Est)	2014-15 Cost Recovery (Est)	Unit Basis	Year of Unit Increase	Fee Prior to Last Increase
1	C	Marina Fees														
		(a) Permanent Berth Fees														
		West Harbor	Park Code, Section 12.11	No			Occupied Berth / Total Berth			Occupied Berth / Total Berth			94.9%		2007	
		00' - 25'			\$11.61	19 occupied / 19 available	19 occupied / 19 available	\$12.00	19 occupied / 19 available	96.76%	\$12.00	19 occupied / 19 available	19 occupied / 19 available			\$472.00
		30' - 35'			\$11.77	59 occupied / 65 available	59 occupied / 65 available	\$12.00	59 occupied / 65 available		\$12.00	59 occupied / 65 available	59 occupied / 65 available			\$592.00
		40' - 45'			\$14.28	65 occupied / 71 available	65 occupied / 71 available	\$15.00	65 occupied / 71 available		\$16.00	65 occupied / 71 available	65 occupied / 71 available			\$720.00
		50' - 70'			\$14.60	22 occupied / 22 available	22 occupied / 22 available	\$15.00	22 occupied / 22 available		\$16.00	22 occupied / 22 available	22 occupied / 22 available			\$840.00
		80' - 90'			\$14.91	75 occupied / 75 available	75 occupied / 75 available	\$15.00	75 occupied / 75 available		\$16.00	75 occupied / 75 available	75 occupied / 75 available			\$1,165.00
						23 occupied / 23 available	23 occupied / 23 available		23 occupied / 23 available			23 occupied / 23 available	23 occupied / 23 available			\$1,310.00
						17 occupied / 17 available	17 occupied / 17 available		17 occupied / 17 available			17 occupied / 17 available	17 occupied / 17 available			\$1,488.00
						26 occupied / 26 available	26 occupied / 26 available		26 occupied / 26 available			26 occupied / 26 available	26 occupied / 26 available			\$1,786.00
						2 occupied / 2 available	2 occupied / 2 available		2 occupied / 2 available			2 occupied / 2 available	2 occupied / 2 available			\$2,432.00
						4 occupied / 4 available	4 occupied / 4 available		4 occupied / 4 available			4 occupied / 4 available	4 occupied / 4 available			\$2,736.00
		East Harbor	Park Code, Section 12.11	No	4% Increase					73.21%			71.82%		2007	2005
		00' - 25'			\$8.69	12 occupied / 20 available	12 occupied / 20 available	\$9.00	12 occupied / 20 available		\$9.00	12 occupied / 20 available	12 occupied / 20 available			
		30' - 35'			\$8.82	124 occupied / 151 available	124 occupied / 151 available	\$9.00	124 occupied / 151 available		\$9.00	124 occupied / 151 available	124 occupied / 151 available			
		(b) Deposits	Park Code, Section 12.11	No												
		Berth			One Month Rent											
		Electric Adapter			\$125.00			\$128.00			\$132.00					\$125.00
		Hazardous Material or Removal Fee			\$150.00			\$153.00			\$158.00					\$125.00
		Key for Visiting Boaters			\$50 per day			\$51 per day			\$52 per day					
		(c) Guest Dock	Park Code, Section 12.11	No												
		0' - 50'			\$1.50			\$2.00			\$2.00					\$40.00
		Commercial Dock Fee			\$2.50 per foot & \$1.00 per person			\$3.00 per foot & \$1.00 per person			\$3.00 per foot & \$1.00 per person					\$40.00



Item	Fee Amount Charge	Descriptions	Code Abbreviation	Align CPI Adjust Y/N	2012-13 Fee (Rounded)**	2012-13 Unit Recovery (E&L)	2012-14 Unit Recovery (E&L)	2013-14 Fee (Rounded)**	2013-14 Unit Recovery (E&L)	2014-15 Unit Recovery (E&L)	2014-15 Fee (Rounded)**	Year of Last Increase	Unit Bank	Fee Prior to Last Increase
(d) Parking			Park Code, Section 12.11	No								2005		
		Berth Parking for Owners and Partners Only - Two Stickers			Free							Free		
		Berth Parking for Owners and Partners Only - Adm. Stickers			\$120 Annually			\$127 Annually			\$127 Annually	2005		
		Daily Parking, Crew & Non-Owner			\$7.50 per day			\$8.00 per day			\$8.00 per day			\$7.50 per day
		Special Event Parking			\$7.50 per day			\$8.00 per day			\$8.00 per day			\$7.50 per day
		Trailer/Dingy Parking, for Regatta etc.			\$7.50 per day			\$8.00 per day			\$8.00 per day			\$7.50 per day
		(e) Purchase Fees												
		Key Purchase (Berth holders, Partners & Families)			\$25 per key			\$27 per key			\$27 per key			\$20 per key
		(f) Services		No								2005		2000
		Chain Fee (delinquent fees, unauthorized vessels)			\$50 per incident			\$53 per incident			\$53 per incident			\$50 per incident
		Citation Courtesy Notices			50% of cite fee			50% of cite fee			50% of cite fee			50% of cite fee
		Daily Impound			\$30 per day			\$32 per day			\$32 per day			\$30 per day
		Dock Box Cleaning Fee			\$50.00 (from Haz Mat Deposit)			\$53.00 (from Haz Mat Deposit)			\$53.00 (from Haz Mat Deposit)			\$50.00 (from Haz Mat Deposit)
		Hydro Hoist Surcharge			40% of monthly berth fee			40% of monthly berth fee			40% of monthly berth fee			40% of monthly berth fee
		Impound			\$150 per incident			\$158 per incident			\$158 per incident			\$150 per incident
		Harbor Line Installation			\$30 per line			\$32 per line			\$32 per line			\$30 per line
		Labor			\$50 per incident or \$75 per hour, whichever is greater			\$53 per incident or \$80 per hour, whichever is greater			\$53 per incident or \$80 per hour, whichever is greater			\$50 per incident or \$75 per hour, whichever is greater
		Late Fees			10% of initial fee			10% of initial fee			10% of initial fee			10% of initial fee
		Pump Out - sewage			\$5 per incident			\$5 per incident			\$5 per incident			\$5 per incident
		Pump Out - Water			\$75 for first incident; \$125 for subsequent incidents			\$77 for first incident; \$125 for subsequent incidents			\$75 for first incident; \$125 for subsequent incidents			\$75 for first incident; \$125 for subsequent incidents
		Slip Transfer Fee (Determined by size of berth or vessel, whichever is greater)			\$0.00			\$0.00			\$0.00			\$0.00
		20'-35'			\$150.00			\$158.00			\$158.00			\$150.00
		36'-45'			\$200.00			\$204.00			\$211.00			\$200.00
		46' & up			\$75.00			\$80.00			\$80.00			\$75.00


Item	Fee Status	Fee Status C/M/N	Description	Code Authorization	Auto CPI Adjust Y/N	2012-13 Fee	2012-13 Units (Est)	2012-13 Cost Recovery (Est)	2013-14 Fee (Rounded)	2013-14 Units (Est)	2013-14 Cost Recovery (Est)	2014-15 Fee (Rounded)	2014-15 Units (Est)	2014-15 Cost Recovery (Est)	Unit Bulk	Year of Last Increase	Fee Prior to Last Increase
			Towing			\$75.00			\$80.00			\$80.00				\$75.00	\$50.00
			Towing (harbor to harbor)			\$100.00			\$100.00			\$100.00				\$100.00	
			(g) Storage	Park Code, Section 12.11	No												
			Dock Box - additional (first box free)			\$15 per month			\$16 per month			\$16 per month				\$15 per month	\$100.00
			Multi-hull Surcharge			additional 40% of monthly berth fee			additional 40% of monthly berth fee			additional 40% of monthly berth fee				additional 40% of monthly berth fee	
			Skiff, less than 20' and no power or deck box			\$102 per month			\$106 per month			\$106 per month				\$100 per month	\$100.00
			Small Boat Rack (Dingy, kayak or canoe)			\$26 per month			\$27 per month			\$27 per month				\$25 per month	
			Storage Lockers			\$26 per month			\$27 per month			\$27 per month				\$25 per month	
			(h) Wait List Fee			\$75 per year			\$78 per year			\$78 per year				\$75 per year	\$100.00

Fee Status: C - Continuing  
M - Modified  
N - New

Notes:

\*\* If Auto CPI adjustment = Yes, FY 2013-14 and FY 2014-15 Fee will be automatically generated based on the inflation factor determined by the Controller.  
If Auto CPI adjustment = No, FY 2013-14 and FY 2014-15 Fee will remain the same as previous year or entered by dept according to Code Authorization.

BOARD of SUPERVISORS



City Hall  
1 Dr. Carlton B. Goodlett Place, Room 244  
San Francisco 94102-4689  
Tel. No. 554-5184  
Fax No. 554-5163  
TDD/TTY No. 554-5227

**NOTICE OF PUBLIC HEARING**  
**BUDGET AND FINANCE COMMITTEE**  
**SAN FRANCISCO BOARD OF SUPERVISORS**

NOTICE IS HEREBY GIVEN THAT the Budget and Finance Committee will hold a public hearing to consider the following proposal and said public hearing will be held as follows, at which time all interested parties may attend and be heard:

- Date:** Wednesday, June 19, 2013
- Time:** 10:00 a.m.
- Location:** Legislative Chamber, located at City Hall  
1 Dr. Carlton B. Goodlett Place, San Francisco, CA
- Subject:** File No. 130539. Ordinance amending the Administrative Code to reduce video and digital video discs fees and to increase reproduction of photographs for commercial purposes.


If the legislation passes, the following fees shall be established or increased:

The fine for overdue videos and digital video disks shall be \$0.10 per day with a maximum of \$5.

The San Francisco History Center charge for:

1. Photo shoot of photographs shall be \$1 per photo;
2. Scanning of photographs shall be \$15 per 300 dpi existing scan; \$20 per 300 dpi new scan; \$35 per 600 dpi scan; \$50 per 1,200 dpi scan; \$35 per 3,000 dpi slides, negatives, or glass plates; \$1 per CD;
3. Permission to publish photographs (for commercial purposes) shall be \$15 per project in a single type of media or \$100 per project in unlimited types of media+ FMV of any additional labor required due to age or condition of photograph.

In accordance with San Francisco Administrative Code, Section 67.7-1, persons who are unable to attend the hearing on this matter may submit written comments to the City prior to the time the hearing begins. These comments will be made a part of the official public record and shall be brought to the attention of the Members of the Committee. Written comments should be addressed to Angela Calvillo, Clerk of the Board, Room 244, City Hall, 1 Dr. Carlton B. Goodlett Place, San Francisco, CA 94102. Information relating to the proposed fee is available in the Office of the Clerk of the Board. Agenda information relating to this matter will be available for public review on Friday, June 14, 2013.



Angela Calvillo, Clerk of the Board

DATED: June 7, 2013  
POSTED: June 7, 2013  
PUBLISHED: June 9, 2013, and June 15, 2013

# CALIFORNIA NEWSPAPER SERVICE BUREAU

## DAILY JOURNAL CORPORATION

Mailing Address : 915 E FIRST ST, LOS ANGELES, CA 90012  
Telephone (213) 229-5300 / Fax (213) 229-5481  
Visit us @ WWW.LEGALADSTORE.COM

Victor Young  
S.F. BD OF SUPERVISORS (OFFICIAL NOTICES)  
1 DR CARLTON B GOODLETT PL #244  
SAN FRANCISCO, CA 94102

### COPY OF NOTICE

Notice Type: GPN GOVT PUBLIC NOTICE  
Ad Description: vy Budget and Finance - Fee Ad - 130539 Public

To the right is a copy of the notice you sent to us for publication in the SAN FRANCISCO CHRONICLE. Please read this notice carefully and call us with any corrections. The Proof of Publication will be filed with the Clerk of the Board. Publication date(s) for this notice is (are):

06/09/2013, 06/15/2013

#### Daily Journal Corporation

Serving your legal advertising needs throughout California. Call your local

BUSINESS JOURNAL, RIVERSIDE	(951) 784-0111
DAILY COMMERCE, LOS ANGELES	(213) 229-5300
LOS ANGELES DAILY JOURNAL, LOS ANGELES	(213) 229-5300
ORANGE COUNTY REPORTER, SANTA ANA	(714) 543-2027
SAN DIEGO COMMERCE, SAN DIEGO	(619) 232-3486
SAN FRANCISCO DAILY JOURNAL, SAN FRANCISCO	(800) 640-4829
SAN JOSE POST-RECORD, SAN JOSE	(408) 287-4866
THE DAILY RECORDER, SACRAMENTO	(916) 444-2355
THE INTER-CITY EXPRESS, OAKLAND	(510) 272-4747

CNS 2495978

#### NOTICE OF PUBLIC HEARING BUDGET AND FINANCE COMMITTEE SAN FRANCISCO BOARD OF SUPERVISORS

JUNE 19, 2013 - 10:00 A.M.  
LEGISLATIVE CHAMBER,  
ROOM 250, CITY HALL

1 DR. CARLTON B. GOODLETT  
PLACE, SAN FRANCISCO, CA 94102  
NOTICE IS HEREBY GIVEN THAT the  
Budget and Finance Committee will hold  
a public hearing to consider the follow-  
ing proposal and said public hearing will  
be held as follows, at which time all in-  
terested parties may attend and be  
heard:

File No. 130539, Ordinance amending  
the Administrative Code to reduce video  
and digital video discs fees and to in-  
crease reproduction of photographs for  
commercial purposes.

If the legislation passes, the following  
fees shall be established or increased:

The fine for overdue videos and digital  
video disks shall be \$0.10 per day with a  
maximum of \$5.

The San Francisco History Center  
charge for:

1. Photo shoot of photographs shall be  
\$1 per photo; 2. Scanning of photo-  
graphs shall be \$15 per 300 dpi existing  
scan; \$20 per 300 dpi new scan; \$35  
per 600 dpi scan; \$50 per 1,200 dpi  
scan; \$35 per 3,000 dpi slides, nega-  
tives, or glass plates; \$1 per CD; 3.  
Permission to publish photographs (for  
commercial purposes) shall be \$15 per  
project in a single type of media or \$100  
per project in unlimited types of media+  
FMV of any additional labor required  
due to age or condition of photograph.

In accordance with San Francisco Ad-  
ministrative Code, Section 67.7-1, per-  
sons who are unable to attend the hear-  
ing on this matter may submit written  
comments to the City prior to the time  
the hearing begins. These comments  
will be made a part of the official public  
record and shall be brought to the atten-  
tion of the Members of the Committee.  
Written comments should be addressed to  
Angela Calvillo, Clerk of the Board,  
Room 244, City Hall, 1 Dr. Carlton B.  
Goodlett Place, San Francisco, CA  
94102. Information relating to the pro-  
posed fee is available in the Office of  
the Clerk of the Board. Agenda informa-  
tion relating to this matter will be avail-  
able for public review on Friday, June  
14, 2013.

Angela Calvillo, Clerk of the Board



OFFICE OF THE MAYOR  
SAN FRANCISCO



130539

EDWIN M. LEE  
MAYOR

TO: Angela Calvillo, Clerk of the Board of Supervisors  
FROM: *pr* Mayor Edwin M. Lee *JE*  
RE: Administrative Code - Library Fines and Fees  
DATE: May 31, 2013

RECEIVED  
BOARD OF SUPERVISORS  
SAN FRANCISCO  
2013 MAY 31 PM 1:01

Attached for introduction to the Board of Supervisors is the ordinance amending the Administrative Code to reduce video and digital video discs fees and to increase reproduction of photographs for commercial purposes.

I request that this item be calendared in Budget and Finance Committee.

Should you have any questions, please contact Jason Elliott (415) 554-5105.