

File No. 230652

Committee Item No. 16

Board Item No. 26

## COMMITTEE/BOARD OF SUPERVISORS

### AGENDA PACKET CONTENTS LIST

Committee: Budget and Appropriations Committee Date June 14, 2023

Board of Supervisors Meeting Date July 25, 2023

#### Cmte Board

- |                                     |                                     |  |
|-------------------------------------|-------------------------------------|--|
| <input type="checkbox"/>            | <input type="checkbox"/>            | Motion                                       |
| <input type="checkbox"/>            | <input type="checkbox"/>            | Resolution                                   |
| <input checked="" type="checkbox"/> | <input checked="" type="checkbox"/> | Ordinance                                    |
| <input type="checkbox"/>            | <input type="checkbox"/>            | Legislative Digest                           |
| <input type="checkbox"/>            | <input checked="" type="checkbox"/> | Budget and Legislative Analyst Report        |
| <input type="checkbox"/>            | <input type="checkbox"/>            | Youth Commission Report                      |
| <input type="checkbox"/>            | <input type="checkbox"/>            | Introduction Form                            |
| <input checked="" type="checkbox"/> | <input checked="" type="checkbox"/> | Department/Agency Cover Letter and/or Report |
| <input type="checkbox"/>            | <input type="checkbox"/>            | MOU  |
| <input type="checkbox"/>            | <input type="checkbox"/>            | Grant Information Form                       |
| <input type="checkbox"/>            | <input type="checkbox"/>            | Grant Budget                                 |
| <input type="checkbox"/>            | <input type="checkbox"/>            | Subcontract Budget                           |
| <input type="checkbox"/>            | <input type="checkbox"/>            | Contract/Agreement                           |
| <input type="checkbox"/>            | <input type="checkbox"/>            | Form 126 – Ethics Commission                 |
| <input type="checkbox"/>            | <input type="checkbox"/>            | Award Letter                                 |
| <input type="checkbox"/>            | <input type="checkbox"/>            | Application                                  |
| <input type="checkbox"/>            | <input type="checkbox"/>            | Public Correspondence                        |

#### OTHER (Use back side if additional space is needed)

- |                                     |                                     |  |
|-------------------------------------|-------------------------------------|--|
| <input checked="" type="checkbox"/> | <input checked="" type="checkbox"/> | <u>MYR Budget Submission Letter 6/1/2023</u>             |
| <input checked="" type="checkbox"/> | <input checked="" type="checkbox"/> | <u>MYR Trailing Legislation List</u>                     |
| <input checked="" type="checkbox"/> | <input checked="" type="checkbox"/> | <u>MYR 30-Day Waiver Request</u>                         |
| <input checked="" type="checkbox"/> | <input checked="" type="checkbox"/> | <u>Presidential Action Memo - 30-Day Waiver 6/5/2023</u> |
| <input checked="" type="checkbox"/> | <input checked="" type="checkbox"/> | <u>Water Enterprise Funding Source</u>                   |
| <input checked="" type="checkbox"/> | <input checked="" type="checkbox"/> | <u>PUC Supplemental Appropriation Request 5/11/2023</u>  |
| <input type="checkbox"/>            | <input checked="" type="checkbox"/> | <u>PUC Presentation 6/14/2023</u>                        |
| <input type="checkbox"/>            | <input checked="" type="checkbox"/> | <u>PUC Source Projects - Emergency Repairs 071423</u>    |
| <input type="checkbox"/>            | <input type="checkbox"/>            | <u> </u>   |
| <input type="checkbox"/>            | <input type="checkbox"/>            | <u> </u>   |

Completed by: Brent Jalipa Date June 7, 2023

Completed by: Arthur Khoo Date July 21, 2023

1 [Appropriation - \$124,020,472 in Proceeds from Revenue Bonds, Hetch Hetchy Revenue,  
2 Cap and Trade Allowance for Hetch Hetchy Water and Power Capital Improvements -  
3 FY2023-2024]

4 **Ordinance appropriating a total of \$124,020,472 of Hetch Hetchy revenue, Cap and**  
5 **Trade Revenue and Power and Water Revenue Bonds for the San Francisco Public**  
6 **Utilities Commission (SFPUC) Hetch Hetchy Capital Improvement Program for Fiscal**  
7 **Year (FY) 2023-2024; and placing \$41,031,367 of Power Bonds and \$77,084,105 of Water**  
8 **Bonds by project on Controller’s Reserve subject to the Controller’s certification of**  
9 **funds availability, including proceeds of indebtedness, and for construction related**  
10 **expenditures (excluding program management, planning and design) for these**  
11 **projects, as applicable, is also subject to the prior occurrence of the SFPUC’s and the**  
12 **Board of Supervisors’ discretionary adoption of California Environmental Quality Act**  
13 **(CEQA) Findings for projects, following review and consideration of completed project**  
14 **related environmental analysis, where required, in Fiscal Year (FY) 2023-2024.**

15  
16 Note: **Unchanged Code text and uncodified text** are in plain Arial font.  
17 **Additions to Codes** are in *single-underline italics Times New Roman font*.  
18 **Deletions to Codes** are in *strikethrough italics Times New Roman font*.  
19 **Board amendment additions** are in double-underlined Arial font.  
20 **Board amendment deletions** are in ~~strikethrough Arial font~~.  
21 **Asterisks (\* \* \*)** indicate the omission of unchanged Code  
22 Subsections or parts of tables.

23 Be it ordained by the People of the City and County of San Francisco:

24 Section 1. The sources of funding outlined below are herein appropriated to reflect the  
25 funding available for Fiscal Year 2023-2024.

1  
2  
3  
4  
5  
6  
7  
8  
9  
10  
11  
12  
13  
14  
15  
16  
17  
18  
19  
20  
21  
22  
23  
24  
25

**SOURCES Appropriation**

<b>Fund /</b>	<b>Project &amp; Activity /</b>	<b>Account</b>	<b>Description</b>	<b>Amount</b>
<b>Department ID</b>	<b>Authority</b>			
25337 HHP 2021	10014121-0001	480111	Proceeds from Sale	\$41,031,367
Bond Fund/	Hetchy Water-Power	Proceeds from Sale	of Bonds	
231621 HHP01	Bonds /	of Bonds- Face		
General	15366 UH Hetchy	Amount		
Administration	Water-Power Bonds			
26602 WTR CPF	10014121-0001	480111	Proceeds from Sale	\$77,084,105
HHW 2021 Bond	Hetchy Water-Power	Proceeds from Sale	of Bonds	
Fund/	Bonds /	of Bonds- Face		
231621 HHP01	15366 UH Hetchy	Amount		
General	Water-Power Bonds			
Administration				
24990 HHWP	10014672-0001	495029	Hetch Hetchy	\$5,015,000
Continuing Authority /	Hhp: Revenue	ITI Fr 5T-Hetch	Revenue	
231621 HHP01	Transfer-Sub Fund /	Hetchy W&P Fds		
General	15405 UH			
Administration	Hhp_revenue			
	Transfer-sub Fu			

1	<b>Fund /</b>	<b>Project &amp; Activity /</b>	<b>Account</b>	<b>Description</b>	<b>Amount</b>
2	<b>Department ID</b>	<b>Authority</b>			
3	24990 HHWP	10014665-0001	479988	Cap and Trade	\$890,000
4	Continuing Authority /	Hetchy Cap and	Hetchy Cap&Trade-	Revenue	
5	298648 HHP0903	Trade Allowance /	Oth Non-OpRev		
6	Energy Services	15404 UH Hetchy			
7		Cap and Trade			
8		Allowance			
9	<b>Total SOURCES Appropriation</b>				<b>\$124,020,472</b>

10  
11 Section 2. The uses of funding outlined below are herein appropriated in Accounts  
12 567000 (Buildings, Structures, and Improvements), 584030 (Capital Renewal Project),  
13 581130 (CON-Internal Audits), 573110 (Bond Issuance Cost-Unamortized), and 567000  
14 (Revenue Bond Oversight Committee), reflecting projected uses of funding to support the  
15 Hetch Hetchy Capital Improvement Program at the San Francisco Public Utilities Commission  
16 for Fiscal Year 2023-2024.

17 **USES Appropriation**

18	<b>Fund /</b>	<b>Project &amp; Activity /</b>	<b>Account</b>	<b>Description</b>	<b>Amount</b>
19	<b>Department ID</b>	<b>Authority</b>			
20	25337 HHP 2021	10014226-0001	567000	Distribution	\$9,122,894
21	Bond Fund/	Distribution Services	Blds; Structures &	Services Retail	
22	298648 HHP0903	Retail C/	Improvements		
23	Energy Services	22141 Distribution			
24		Services Retail			

25

1	<b>Fund /</b>	<b>Project &amp; Activity /</b>	<b>Account</b>	<b>Description</b>	<b>Amount</b>
2	<b>Department ID</b>	<b>Authority</b>			
3	24990 HHWP	10014281-0001	584030	Streetlight	\$2,815,000
4	Continuing Authority /	Streetlight	Capital Renewal	Replacement	
5	298648 HHP0903	Replacement	Projects		
6	Energy Services	15377			
7		UH Streetlight			
8		Replacement			
9					
10	24990 HHWP	10014665-0001	584030	General Fund	\$890,000
11	Continuing Authority /	Hetchy Cap and	Capital Renewal	Energy Efficiency	
12	298648 HHP0903	Trade Allowance /	Projects		
13	Energy Services	15404 UH Hetchy			
14		Cap and Trade			
15		Allowance			
16					
17	24990 HHWP	10034512-0001	584030	Power Asset	\$2,200,000
18	Continuing Authority /	Public Power	Capital Renewal	Acquisition	
19	298648 HHP0903	Expansion Project	Projects		
20	Energy Services	15383 UH Alternative			
21		Transmission Pr			
22					
23					
24					
25					

1	<b>Fund /</b>	<b>Project &amp; Activity /</b>	<b>Account</b>	<b>Description</b>	<b>Amount</b>
2	<b>Department ID</b>	<b>Authority</b>			
3	25337 HHP 2021	10034512-0001	567000	Power Asset	\$5,387,000
4	Bond Fund/	Public Power	Blds; Structures &	Acquisition	
5	298648 HHP0903	Expansion Project	Improvements		
6	Energy Services	15383 UH Alternative			
7		Transmission Pr			
8					
9	26602 WTR CPF	10014065-0001	567000	Hetchy Water –	\$48,857,770
10	HHW 2021 Bond	Hetchy Water - Water	Blds; Structures &	Water Infrastructure	
11	Fund/	Only /	Improvements		
12	298646 HHP10	15363 UH Hetchy			
13	Hetchy Water	Water - Water Only			
14					
15	26602 WTR CPF	10014093-0001	567000	Hetchy Joint	\$16,663,719
16	HHW 2021 Bond	Hetchy Water - Joint	Blds; Structures &	Projects – Water	
17	Fund/	Projects /	Improvements		
18	298646 HHP10	15365 UH Hetchy			
19	Hetchy Water	Water - Joint Projects			
20					
21	25337 HHP 2021	10014093-0001	567000	Hetchy Joint	\$20,366,768
22	Bond Fund/	Hetchy Water - Joint	Blds; Structures &	Projects – Power	
23	298646 HHP10	Projects /	Improvements		
24	Hetchy Water	15365 UH Hetchy			
25		Water - Joint Projects			

1	<b>Fund /</b>	<b>Project &amp; Activity /</b>	<b>Account</b>	<b>Description</b>	<b>Amount</b>
2	<b>Department ID</b>	<b>Authority</b>			
3					
4	26602 WTR CPF	10014121-0001	573110	Hetchy Water	\$11,393,031
5	HHW 2021 Bond	Hetchy Water-Power	Bond Issuance	Financing Costs	
6	Fund/	Bonds /	Cost- Unamortized		
7	298646 HHP10	15366 UH Hetchy			
8	Hetchy Water	Water-power Bonds			
9					
10	26602 WTR CPF	10014121-0001	581130	CSA 0.2%	\$131,043
11	HHW 2021 Bond	Hetchy Water-Power	GF-CON-Internal	Controller's Audit	
12	Fund/	Bonds /	Audits	Fund	
13	298646 HHP10	15366 UH Hetchy			
14	Hetchy Water	Water-power Bonds			
15					
16	26602 WTR CPF	10014121-0001	567000	Revenue Bond	\$38,542
17	HHW 2021 Bond	Hetchy Water-Power	Blds; Structures &	Oversight	
18	Fund/	Bonds /	Improvements	Committee 0.05%	
19	298646 HHP10	15366 UH Hetchy			
20	Hetchy Water	Water-power Bonds			
21					
22					
23					
24					
25					

1	<b>Fund /</b>	<b>Project &amp; Activity /</b>	<b>Account</b>	<b>Description</b>	<b>Amount</b>
2	<b>Department ID</b>	<b>Authority</b>			
3	25337 HHP 2021	10014121-0001	573110	Hetchy Power	\$6,134,189
4	Bond Fund/	Hetchy Water-Power	Bond Issuance	Financing Costs	
5	298647 HHP0901	Bonds /	Cost- Unamortized		
6	Power Administration	15366 UH Hetchy			
7		Water-power Bonds			
8					
9					
10	25337 HHP 2021	10014121-0001	567000	Revenue Bond	\$20,516
11	Bond Fund/	Hetchy Water-Power	Blds; Structures &	Oversight	
12	298647 HHP0901	Bonds /	Improvements	Committee 0.05%	
13	Power Administration	15366 UH Hetchy			
14		Water-power Bonds			
15					
16	<b>Total USES Appropriation</b>				<b><u>\$124,020,472</u></b>

18 Section 3. Of the above appropriated amount, \$131,043 representing 0.2% of the  
19 expenditure budget net of bond financing and audit costs, shall be allocated to support the  
20 Controller's Audit Fund, pursuant to Charter Appendix F1.113; and \$59,058 representing  
21 0.05% of gross bond proceeds, shall be allocated to support the Public Utilities Commission  
22 Revenue Bond Oversight Committee, pursuant to Administrative Code Section 5A.31. These  
23 appropriations may be decreased by the Controller based on changes to expenditure  
24 appropriations or actual gross bond proceeds to conform to the applicable Charter and  
25 Administrative Code formulas.



1  
2  
3  
4  
5  
6  
7  
8  
9  
10  
11  
12  
13  
14  
15  
16  
17  
18  
19  
20  
21  
22  
23  
24  
25

Section 4. \$118,115,472 of the total appropriation is hereby placed on Controller's Appropriation Reserve, as set forth below. Release of appropriation reserves by the Controller is subject to the Controller's certification of funds availability, including proceeds of indebtedness, and for construction related expenditures (excluding program management, planning and design) for these projects, as applicable, is also subject to the prior occurrence of the SFPUC's and the Board of Supervisors' discretionary adoption of California Environmental Quality Act (CEQA) Findings for projects, following review and consideration of completed project related environmental analysis, where required.

**Appropriation on Reserve**

<b>Fund /</b>	<b>Project &amp; Activity /</b>	<b>Account</b>	<b>Description</b>	<b>Amount</b>
<b>Department ID</b>	<b>Authority</b>			
25337 HHP 2021	10014226-0001	567000	Distribution	\$9,122,894
Bond Fund/	Distribution Services	Blds; Structures &	Services Retail	
298648 HHP0903	Retail C /	Improvements		
Energy Services	22141 Distribution			
	Services Retail			

1	<b>Fund /</b>	<b>Project &amp; Activity /</b>	<b>Account</b>	<b>Description</b>	<b>Amount</b>
2	<b>Department ID</b>	<b>Authority</b>			
3	25337 HHP 2021	10034512-0001	567000	Power Asset	\$5,387,000
4	Bond Fund/	Public Power	Blds; Structures &	Acquisition	
5	298648 HHP0903	Expansion Project/	Improvements		
6	Energy Services	15383 UH Alternative			
7		Transmission Pr			
8					
9	26602 WTR CPF	10014065-0001	567000	Hetchy Water –	\$48,857,770
10	HHW 2021 Bond	Hetchy Water - Water	Blds; Structures &	Water Infrastructure	
11	Fund/	Only /	Improvements		
12	298646 HHP10	15363 UH Hetchy			
13	Hetchy Water	Water - Water Only			
14					
15	26602 WTR CPF	10014093-0001	567000	Hetchy Joint	\$16,663,719
16	HHW 2021 Bond	Hetchy Water - Joint	Blds; Structures &	Projects – Water	
17	Fund/	Projects /	Improvements		
18	298646 HHP10	15365 UH Hetchy			
19	Hetchy Water	Water - Joint Projects			
20					
21	25337 HHP 2021	10014093-0001	567000	Hetchy Joint	\$20,366,768
22	Bond Fund/	Hetchy Water - Joint	Blds; Structures &	Projects – Power	
23	298646 HHP10	Projects /	Improvements		
24	Hetchy Water	15365 UH Hetchy			
25		Water - Joint Projects			

1	<b>Fund /</b>	<b>Project &amp; Activity /</b>	<b>Account</b>	<b>Description</b>	<b>Amount</b>
2	<b>Department ID</b>	<b>Authority</b>			
3	26602 WTR CPF	10014121-0001	573110	Hetchy Water	\$11,393,031
4	HHW 2021 Bond	Hetchy Water-Power	Bond Issuance	Financing Costs	
5	Fund/	Bonds /	Cost- Unamortized		
6	298646 HHP10	15366 UH Hetchy			
7	Hetchy Water	Water-power Bonds			
8					
9	26602 WTR CPF	10014121-0001	581130	CSA 0.2%	\$131,043
10	HHW 2021 Bond	Hetchy Water-Power	GF-CON-Internal	Controller's Audit	
11	Fund/	Bonds /	Audits	Fund	
12	298646 HHP10	15366 UH Hetchy			
13	Hetchy Water	Water-power Bonds			
14					
15	26602 WTR CPF	10014121-0001	567000	Revenue Bond	\$38,542
16	HHW 2021 Bond	Hetchy Water-Power	Blds; Structures &	Oversight	
17	Fund/	Bonds /	Improvements	Committee 0.05%	
18	298646 HHP10	15366 UH Hetchy			
19	Hetchy Water	Water-power Bonds			
20					
21	25337 HHP 2021	10014121-0001	573110	Hetchy Power	\$6,134,189
22	Bond Fund/	Hetchy Water-Power	Bond Issuance	Financing Costs	
23	298647 HHP0901	Bonds /	Cost- Unamortized		
24	Power Administration	15366 UH Hetchy			
25		Water-power Bonds			

1	Fund /	Project & Activity /	Account	Description	Amount
2	Department ID	Authority			
3					
4	25337 HHP 2021	10014121-0001	567000	Revenue Bond	\$20,516
5	Bond Fund/	Hetchy Water-Power	Blds; Structures &	Oversight	
6	298647 HHP0901	Bonds /	Improvements	Committee 0.05%	
7	Power Administration	15366 UH Hetchy			
8		Water-power Bonds			
9	<b>Total Appropriation on Reserve</b>				<b>\$118,115,472</b>

10

11 Section 5. Associated bond financing costs up to \$17,527,220 are also hereby

12 appropriated, including but not limited to, issuance costs, debt service reserve, capitalized

13 interest, rating agency, and disclosure costs, all on Controller's Reserve pending receipt of

14 bond proceeds. To the extent that net available bond proceeds after financing costs are more

15 than budgeted, the SFPUC may use such surplus bond proceeds as a substitute for other

16 sources budgeted in this ordinance.

17

18 Section 6 – De-appropriating and Re-appropriating \$18,436,483 in the Hetch Hetchy

19 Enterprise Capital Improvement Program for FY 2023-2024 and placing \$18,436,483 on

20 Controllers reserve by project. The uses of funding outlined below are herein de-appropriated

21 and re-appropriated in account 567000 (Buildings Structures and Improvements).

22

23 **USES De-Appropriation**

24

25

1	Fund /	Project & Activity /	Account	Description	Amount
2	Department ID	Authority			
3	25353 Hetchy Power	10014221-0001 Alice	567000	Alice	-\$7,814,332
4	Capital Fund/	Griffith/Candlestick	Blds; Structures &	Griffith/Candlestick	
5	298648 HHP0903	Poi/15371 UH Alice	Improvements	Point	
6	Energy Services	Griffith-candlestick			
7					
8	25353 Hetchy Power	10014576-0001	567000	Treasure Island	-\$1,707,065
9	Capital Fund	Treasure Island	Blds; Structures &	Capital	
10	298648 HHP0903	Capital Improv/	Improvements	Improvement	
11	Energy Services	15391 UH Treasure			
12		Island Capital Imp			
13					
14	25337 HHP 2021	10014576-0001	567000	Treasure Island	-\$8,915,086
15	Bond Fund	Treasure Island	Blds; Structures &	Capital	
16	298648 HHP0903	Capital Improv/	Improvements	Improvement	
17	Energy Services	15391 UH Treasure			
18		Island Capital Imp			
19	<b>Total USES De-Appropriation</b>				<b>-\$18,436,483</b>
20					
21					
22	<b>USES Re-Appropriation</b>				
23					
24					
25					

1	Fund /	Project & Activity /	Account	Description	Amount
2	Department ID	Authority			
3	25353 Hetchy Power	10014221-0001 Alice	567000	Alice	\$7,814,332
4	Capital Fund	Griffith/Candlestick	Blds; Structures &	Griffith/Candlestick	
5	298648 HHP0903	Poi/	Improvements	Point	
6	Energy Services	22141 Distribution			
7		Services Retail			
8					
9	25353 Hetchy Power	10014576-0001	567000	Treasure Island	\$1,707,065
10	Capital Fund	Treasure Island	Blds; Structures &	Capital	
11	298648 HHP0903	Capital Improv/	Improvements	Improvement	
12	Energy Services	22142 Treasure			
13		Island			
14					
15	25337 HHP 2021	10014576-0001	567000	Treasure Island	\$8,915,086
16	Bond Fund	Treasure Island	Blds; Structures &	Capital	
17	298648 HHP0903	Capital Improv/	Improvements	Improvement	
18	Energy Services	22142 Treasure			
19		Island			
20	<b>Total USES Re-Appropriation</b>				<b>\$18,436,483</b>
21					
22					
23					
24					
25					

1 **Appropriation on Reserve**

2	Fund /	Project & Activity /	Account	Description	Amount
3	Department ID	Authority			
4	25353 Hetchy Power	10014221-0001 Alice	567000	Alice	\$7,814,332
5	Capital Fund	Griffith/Candlestick	Blds; Structures &	Griffith/Candlestick	
6	298648 HHP0903	Poi/	Improvements	Point	
7	Energy Services	22141 Distribution			
8		Services Retail			
9					
10	25353 Hetchy Power	10014576-0001	567000	Treasure Island	\$1,707,065
11	Capital Fund	Treasure Island	Blds; Structures &	Capital	
12	298648 HHP0903	Capital Improv/	Improvements	Improvement	
13	Energy Services	22142 Treasure			
14		Island			
15					
16	25337 HHP 2021	10014576-0001	567000	Treasure Island	\$8,915,086
17	Bond Fund	Treasure Island	Blds; Structures &	Capital	
18	298648 HHP0903	Capital Improv/	Improvements	Improvement	
19	Energy Services	22142 Treasure			
20		Island			
21	<b>Total Appropriation on Reserve</b>				<b>\$18,436,483</b>

22  
23  
24  
25

1 Section 7. De-appropriating \$6,935,994.48, or the remaining balance in the project at  
 2 the time the transaction is processed, in Hetchy Revenue funds in the Hetchy Enterprise  
 3 Capital Improvement Program and returning to Hetchy Operating Fund Balance in FY 2022-  
 4 2023.

5

6 **USES De-Appropriation**

7 Fund /	Project & Activity /	Account	Description	Amount
8 Department ID	Authority			
9 24990 HHWP	10014335-0001 Rim	584030	Rim Fire	-\$6,935,994.48
10 Continuing Authority	Fire-Budget	Capital Renewal		
11 Ctrl/	Control/15378 Rim	Projects		
12 298646 HHP10	Fire-Budget			
13 Hetchy Water				
14 <b>Total USES De-Appropriation</b>				<b><u>-\$6,935,994.48</u></b>

15

16 **USES Re-Appropriation**

17 Fund /	Project & Activity /	Account	Description	Amount
18 Department ID	Authority			
19 24970 HHWP Op	10029992-0004 UH	598040	Designated for	\$6,935,994.48
20 Annual Account Ctrl/	Administration HHP/		General reserve to	
21 231621 HHP01	10000 Operating		Hetchy Operating	
22 General			Fund Balance	
23 Administration				
24 <b>Total USES Re-Appropriation</b>				<b><u>\$6,935,994.48</u></b>

25



1  
2  
3  
4  
5  
6  
7  
8  
9  
10  
11  
12  
13  
14  
15  
16  
17  
18  
19  
20  
21  
22  
23  
24  
25

Section 8. The Controller is authorized to record transfers between funds and adjust the accounting treatment of sources and uses appropriated in this ordinance as necessary to conform to Generally Accepted Accounting Principles and other laws.

APPROVED AS TO FORM:  
DAVID CHIU, City Attorney

FUNDS AVAILABLE  
BEN ROSENFELD, Controller

By: /s/ \_\_\_\_\_  
JON GIVNER  
Deputy City Attorney

By: /s/ \_\_\_\_\_  
BEN ROSENFELD  
Controller

<p><b>Items 16 &amp; 22</b> <b>Files 23-0652 &amp; 23-0667</b></p>	<p><b>Department:</b> Public Utilities Commission</p>
<p><b>EXECUTIVE SUMMARY</b></p>	
<p style="text-align: center;"><b>Legislative Objectives</b></p>	
<ul style="list-style-type: none"> <li>• <b>File 23-0667</b> is an ordinance authorizing the San Francisco Public Utilities Commission (SFPUC) to issue \$41,031,367 in Power Revenue Bonds to fund Hetch Hetchy Water and Power Enterprise capital projects.</li> <li>• <b>File 23-0652</b> is an ordinance appropriating \$124,020,472 of Water Revenue Bonds, Power Revenue Bonds, Cap and Trade revenues, and Power Revenues.</li> </ul>	
<p style="text-align: center;"><b>Key Points</b></p>	
<ul style="list-style-type: none"> <li>• Of the \$124 million appropriation, \$46.9 million are allocated to Power projects, \$77.1 million are allocated to Water projects.</li> <li>• The ordinance also de-appropriates \$6.9 million from the Rim Fire project and returns the funding to Power Enterprise’s operating fund balance. According to PUC staff, Rim Fire repairs are complete and federal reimbursements have offset a portion of PUC costs, allowing the revenues to be transferred to fund balance.</li> <li>• The Board of Supervisors has authorized \$695,933,229 in Power Revenue Bonds, of which \$279,907,000 were issued (including outstanding commercial paper) and \$416,026,229 were authorized to be issued in future years. The PUC plans to issue approximately \$116 million (to retire currently outstanding commercial paper), \$424 million, and \$372 million in Fiscal Year 2023-24, 2025-26, and 2028-29.</li> <li>• Unlike the pending Water and Wastewater debt issuances (Files 23-0655 &amp; 23-0666), the proposed ordinance does not include a reporting requirement.</li> </ul>	
<p style="text-align: center;"><b>Fiscal Impact</b></p>	
<ul style="list-style-type: none"> <li>• SFPUC expects Hetch Hetchy customer rates, which includes rates charged to City agencies, to increase by 6.6 percent in FY 2022-23 and 14 percent in FY 2023-24, an increase from the 8.4 percent rate increase projected last year for FY 2023-24.</li> <li>• Annual retail rate increases are 10, 9.0, and 8.5 in FY 2024-25 to FY 2026-27 and then decline in subsequent years between 7.0 and 3.0 percent per year through FY 2032-33.</li> </ul>	
<p style="text-align: center;"><b>Recommendations</b></p>	
<ul style="list-style-type: none"> <li>• Amend File 23-0667 to require PUC provide to the Board of Supervisors within 30 days of each bond sale or other debt transaction a report detailing the: i) principal amount sold and method of sale, (ii) true interest cost, (iii) final maturity, (iv) the facilities constructed and/or improved, and (v) a statement about the remaining bonding authorization under the proposed ordinance and include the report in the legislative file for the bond authorization.</li> <li>• Approve Files 23-0667 and 23-0652, as amended.</li> </ul>	

**MANDATE STATEMENT**

Charter Section 8B.124 states that the Public Utilities Commission is authorized to issue revenue bonds and other forms of indebtedness, when authorized by two-thirds vote of the Board of Supervisors.

Charter Section F1.113 states that 0.2 percent of the City’s budget, excluding bond debt, must be set-aside for the Controller’s audit fund.

Charter Section 5A.31(d) states that one-twentieth of one percent (0.05%) from the proceeds of each issuance or sale of public utility revenue bonds must be set aside for use by the Public Utilities Commission Revenue Bond Oversight Committee to cover the costs of Committee activities.

Charter Section 9.105 states that the Board of Supervisors shall approve by ordinance all amendments to the Annual Appropriation Ordinance after the Controller certifies the availability of funds.

**BACKGROUND**

The Hetch Hetchy Enterprise is composed of Hetch Hetchy Water, which manages the water system in and around the Hetch Hetchy Reservoir, and Hetch Hetchy Power, which is responsible for power generation.<sup>1</sup> Because power is generated hydroelectrically, some capital projects benefit both Hetch Hetchy Water and Hetch Hetchy Power operations. Hetch Hetchy Power primarily provides electricity to City agencies and other government entities.

**DETAILS OF PROPOSED LEGISLATION**

**File 23-0667** is an ordinance authorizing (a) the issuance and sale of tax-exempt or taxable Power Revenue Bonds and other forms of indebtedness (as described below) by the San Francisco Public Utilities Commission (SFPUC) in an aggregate principal amount not to exceed \$41,031,367 to finance the costs of various Hetch Hetchy Power Enterprise capital projects; (b) the issuance of Power Revenue Refunding Bonds; (c) declaring the intent of SFPUC to reimburse itself with one or more issues of tax-exempt or taxable bonds or other forms of indebtedness; and (d) ratifying previous actions taken for purpose of issuing the bonds.

**File 23-0652** is an ordinance appropriating \$124,020,472, consisting of Power Revenue Bonds, Water Revenue Bonds, Hetch Hetchy revenues, and Cap and Trade revenues. \$41,031,367 of Power Bond proceeds and \$77,084,105 of Water Bond proceeds are placed on Controller’s Reserve pending Controller certification of the availability of funds.

---

<sup>1</sup> CleanPowerSF, which provides renewable electricity to residential and commercial customers in San Francisco, is also part of the Hetch Hetchy Enterprise, and the subject of File 23-0653.

The proposed ordinance also de-appropriates \$18,436,483 for Hetch Hetchy Enterprise projects and places the funding on Controller's Reserve and de-appropriates \$6,935,995 in Hetch Hetchy Enterprise projects and returns the funding to FY 2022-23 fund balance.

Sources and uses of the funds are shown in Table 1 below.

Projects funded by the appropriated funds are subject to final approval by the SFPUC and the Board of Supervisors of the California Environmental Quality Act (CEQA) findings.

### **Power Revenue Bond Issuance**

At the February 14, 2023 Commission meeting, the SFPUC approved the issuance of new Power Revenue Bonds to finance Power capital projects in FY 2022-23. The proposed ordinance allows the issuance of commercial paper or other interim debt to finance the projects prior to the issuance of the revenue bonds and provides for SFPUC to access California Water Resources Control Board revolving loan funds or grant funds. The SFPUC may issue taxable or tax-exempt bonds in one or more series through either a negotiated or competitive sale.

In addition, the SFPUC may issue refunding bonds to repay outstanding Power Revenue Bond debt if the issuance of the refunding bonds results in net present value debt service savings of 3 percent and does not extend the maturity date. If the SFPUC issues refunding bonds, then the SFPUC needs to submit to the Board of Supervisors the final official statement for the refunding bonds and a statement from the financial advisor on the 3 percent net present value debt service savings. SFPUC may request authorization to issue refunding bonds for other reasons than debt service savings if other benefits accrue, such as removal of bond covenants deemed to be onerous to the SFPUC. The authorization to issue refunding bonds extends through June 2028.

### *Reporting*

Unlike the pending Water and Wastewater debt issuances (Files 23-0655 & 23-0666), the proposed ordinance does not include a reporting requirement. The proposed ordinance should be amended to require PUC to provide, within days of each bond sale or other form of indebtedness, a report to the Board of Supervisors showing the results of the transaction, including (i) principal amount sold and method of sale, (ii) true interest cost, (iii) final maturity, (iv) the facilities constructed and/or improved, and (v) a statement about the remaining bonding authorization under the proposed ordinance and include the report in the legislative file for the bond authorization.

### **FY 2023-24 Capital Budget**

The proposed ordinance appropriates \$77.1 million in new bonds to fund Water Enterprise projects and \$46.9 million in Power projects in the 10-Year Capital Plan for FY 2023-24 through FY 2032-33, shown in Table 1 below.

**Table 1: Sources and Uses of Funds**

	<b>Power Bond Proceeds</b>	<b>Water Bond Proceeds (File 23- 0665)</b>	<b>Hetch Hetchy Revenue</b>	<b>Cap &amp; Trade</b>	<b>Total</b>
<b>Sources</b>	<b>\$41,031,367</b>	<b>\$77,084,105</b>	<b>\$5,015,000</b>	<b>\$890,000</b>	<b>\$124,020,472</b>
<b>Uses</b>					\$0
Retail Power Distribution	\$9,122,894				\$9,122,894
Public Power Expansion	\$5,387,000		\$2,200,000		\$7,587,000
Streetlight Replacement			\$2,815,000		\$2,815,000
General Fund Energy Efficiency				\$890,000	\$890,000
Hetch Hetchy Water Infrastructure		\$48,857,770			\$48,857,770
Hetch Hetchy Joint Projects - Water		\$16,663,719			\$16,663,719
Hetch Hetchy Joint Project - Power	\$20,366,768	\$11,393,031			\$31,759,799
Bond Financing Costs	\$6,134,189	\$131,043			\$6,265,232
City Services Auditor		\$38,542			\$38,542
Revenue Bond Oversight Committee	\$20,516				\$20,516
<b>Total Uses</b>	<b>\$41,031,367</b>	<b>\$77,084,105</b>	<b>\$5,015,000</b>	<b>\$890,000</b>	<b>\$124,020,472</b>

Source: Appropriation Ordinance

<sup>a</sup> Bond financing costs include the costs of interim, short-term funding for projects by the Commercial Paper Program, such as accrued interest and credit bank and dealer fees associated with outstanding commercial notes as well as capitalized interest and other issuance costs.

### Changes in Appropriations

The proposed ordinance re-appropriates \$18.4 million from Alice Griffith/Candlestick Point and Treasure Island Improvement projects and places the funding on Controller's Reserve. The re-appropriation changes the accounting of the funds, not the total amount allocated to each project.

The ordinance also de-appropriates \$6.9 million from the Rim Fire project and returns the funding to Power Enterprise's operating fund balance. According to PUC staff, Rim Fire repairs are complete and federal reimbursements have offset a portion of PUC costs, allowing the revenues to be transferred to fund balance.

Projects summaries are included in Attachment I to this report.

### Power Revenue Bonds

The Board of Supervisors has authorized \$695,933,229 in Power Revenue Bonds, of which \$279,907,000 were issued (including outstanding commercial paper) and \$416,026,229 were authorized to be issued in future years. The PUC plans to issue approximately \$116 million (to

retire currently outstanding commercial paper), \$424 million, and \$372 million in Fiscal Year 2023-24, 2025-26, and 2028-29, respectively as per the 10-year Financial Plan (amounts are preliminary are subject to change due to market conditions and actual project spending).

**FISCAL IMPACT**

*Debt Issuance*

SFPUC anticipates issuing \$41 million in Power Revenue Bonds at 5 percent interest and for a 30-year term. Interim financing and issuance costs are \$6.1 million<sup>2</sup> for net bond proceeds of approximately \$34.9 million. Average annual debt service over 30 years is approximately \$2.7 million.

According to the SFPUC 10-Year Capital Plan, SFPUC plans to issue \$116 million in Power Revenue Bonds in FY 2023-24; total bond issuance over the 10 years through FY 2032-33 is \$912 million. Annual Power Enterprise debt service for outstanding debt is \$4.0 million in FY 2022-23, increasing to \$71.6 million in FY 2032-33.

The year-end Hetch Hetchy Enterprise fund balance is estimated to increase from \$123.3 million in FY 2022-23 to \$239.1 million in FY 2032-33. The SFPUC fund balance reserve policy is for fund balance to equal at least 25 percent of annual operating and maintenance expenses. According to the 10-Year Financial Plan, the Hetch Hetchy Enterprise fund balance is estimated to range between 28 and 63 percent of operating expenses over the ten-year period.

The SFPUC 10-Year Financial Plan projects that the Power Enterprise will have sufficient net revenues and unrestricted fund balance to maintain debt service coverage ratios in compliance with its financial policies.

*Power Rates*

According to the 10-Year Financial Plan, SFPUC expects Hetch Hetchy customer rates, which includes rates charged to City agencies, to increase by 6.6 percent in FY 2022-23 and 14 percent in FY 2023-24, an increase from the 8.4 percent rate increase projected last year for FY 2023-24.

Annual retail rate increases are 10, 9.0, and 8.5 in FY 2024-25 to FY 2026-27 and then decline in subsequent years between 7.0 and 3.0 percent per year through FY 2032-33.

**RECOMMENDATIONS**

1. Amend File 23-0667 to require PUC provide to the Board of Supervisors within 30 days of each bond sale or other debt transaction a report detailing the: i) principal amount sold and method of sale, (ii) true interest cost, (iii) final maturity, (iv) the facilities constructed and/or improved, and (v) a statement about the remaining bonding authorization under the proposed ordinance and include the report in the legislative file for the bond authorization.

<sup>2</sup> Issuance costs include underwriting fees, legal fees, financial advisory fees, credit enhancement fees, and other miscellaneous fees typically associated with a bond financing.

2. Approve Files 23-0667 and 23-0652, as amended.

**Attachment: Ten-Year Capital Plan Hetch Hetchy Water and Power Projects****Transmission & Distribution Program:**

These projects are consistent with San Francisco Administrative Code Section 99.3 establishing the SFPUC's role as the exclusive electric service provider for existing and new City facilities, and redevelopment and development projects.

**Alice Griffith/Candlestick Point** - This project provides for the second phase of development at Hunters Point Shipyard, Candlestick Point, and the Alice Griffith Housing Complex. The Development Team comprised of the Office of Community Investment and Infrastructure and Developer will pay for the installation of the infrastructure and substructure required for the new 12-kV underground electrical distribution system. The SFPUC as the electric utility provider will install the conductors in the conduits, transformers, switches, and metering equipment required for the electric distribution system.

**Streetlights: \$37.2 million**

Hetchy provides power to all of San Francisco's 44,528 streetlights, maintains the 25,509 streetlights owned by the City, and funds the maintenance of the 19,019 streetlights owned by Pacific Gas & Electric Company (PG&E). Street lighting area improvements, the conversion of high voltage series loop circuits into multiple standard voltage service and Lighting Emitting Diode (LED) lighting, holiday and festivity pole use, assessments to determine the severity of pole deterioration, streetlight pole rehabilitation, and replacement of poles are all funded through this program.

**Energy Efficiency: \$10.0 million**

Energy efficiency improvements reduce facility operating costs and electric bills for customers, improve system functionality, and reduce the environmental impact of energy use. This program funds energy efficiency investments in City facilities covering the planning, design, and construction of "direct install" projects, as well as technical assistance and project assistance for departments utilizing their own capital funds. Energy retrofits include lighting, heating and ventilation, retro-commissioning, and energy management systems projects. The SFPUC performs three to five energy efficiency projects each year. The budget funds efficiency projects in municipal facilities for departments such as Police, Real Estate, Recreation and Parks, SFMTA, Yerba Buena Center, and Fine Arts. Planned funding for lighting and mechanical system efficiency upgrades are consistent with state policies that place emphasis on energy efficiency and that support greenhouse gas reduction.



**From:** [Spitz, Jeremy M](#)  
**To:** [Safai, Ahsha \(BOS\)](#); [Jalipa, Brent \(BOS\)](#)  
**Cc:** [Barnes, Bill \(BOS\)](#)  
**Subject:** Source Projects for Hetch Hetchy and Cherry Road Emergency Repairs  
**Date:** Friday, July 14, 2023 10:38:42 AM  
**Attachments:** [image001.png](#)  
[image002.png](#)  
[image003.png](#)  
[image004.png](#)  
[image005.png](#)

Hi Supervisor Safai,

Per your request on Wednesday, here is a list of the source projects that we are borrowing funding from to pay for the Hetchy Hetchy and Cherry Road emergency repairs. As Margaret noted during the hearing, we expect to be partially reimbursed by FEMA and have the remainder of funding restored in future capital budgets so that these projects will continue to move forward.

[@Jalipa, Brent \(BOS\)](#), can you please place this correspondence in [File No. 230652](#) for the record? Thanks!

F\$P #	Project	Authority	Budget Reallocated
10014088	Moccasin Penstock Rehabilitation	15365 - Joint	\$ 1,000,000
10014093	Joint 00 Account (Projects previously closed out)	15365 - Joint	\$ 400,000
10014094	R&R Microwave Systems [C/O]	15365 - Joint	\$ 609,000
10014095	R&R Facilities Upgrades	15365 - Joint	\$ 1,500,000
10014102	R&R Roads & Bridges	15365 - Joint	\$ 1,975,000
10014106	R&R Communication Systems	15365 - Joint	\$ 1,500,000
10014107	Moccasin Facilities New Construction [C/O]	15365 - Joint	\$ 297,000
10014109	Cherry Dam Outlet Works Rehab [C/O]	15365 - Joint	\$ 251,000
10014114	Mountain Tunnel	15365 - Joint	\$ 1,000,000
10030759	Eleanor Bridge Rehab	15365 - Joint	\$ 858,000
10032903	O'Shaughnessy Dam Outlet Work Phase I	15365 - Joint	\$ 2,500,000
10034501	R&R Power Distribution Improvements	15365 - Joint	\$ 2,000,000
10035086	Bridge Replacement*	15365 - Joint	\$ 1,500,000
10037077	Moccasin Old Powerhouse Hazard Mitigation	15365 - Joint	\$ 1,500,000
10037304	R&R Power Distribution High Risk Fire Reduction	15365 - Joint	\$ 2,117,000
10037306	Early Intake Dam Interim Improvement	15365 - Joint	\$ 1,000,000
10037351	Moccasin Dam Long Term Improvement	15365 - Joint	\$ 1,000,000
10039119	Early Intake Dam Long Term Improvement	15365 - Joint	\$ 500,000
10039575	R&R Water Conveyance (Joint)	15365 - Joint	\$ 700,000
10039681	Wildfire Mitigation (Joint)	15365 - Joint	\$ 1,800,000
10029984	Operations Budget Surplus	10000 - Ops	\$ 1,698,000
Various	2018 Storm Damage	15365 - Joint	\$ 2,695,000
			<b>\$ 28,400,000</b>

Please let me know if you have any questions.

Thank you,

**Jeremy Spitz**


Local and Regional Policy and Government Affairs Manager

San Francisco Public Utilities Commission

*Pronouns: he, him, his*

[sfpuc.org](http://sfpuc.org)





# **SFPUC 23-24 Operating Budget midcycle changes and Capital Budget**

**June 14, 2023**



San Francisco  
**Water  
Power  
Sewer**

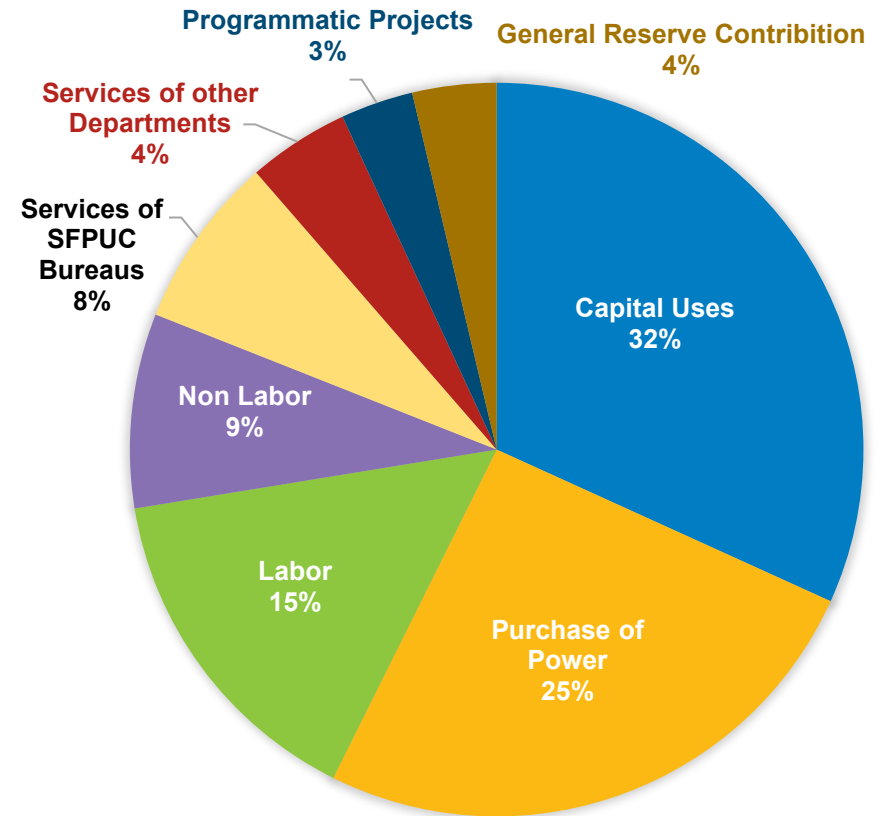
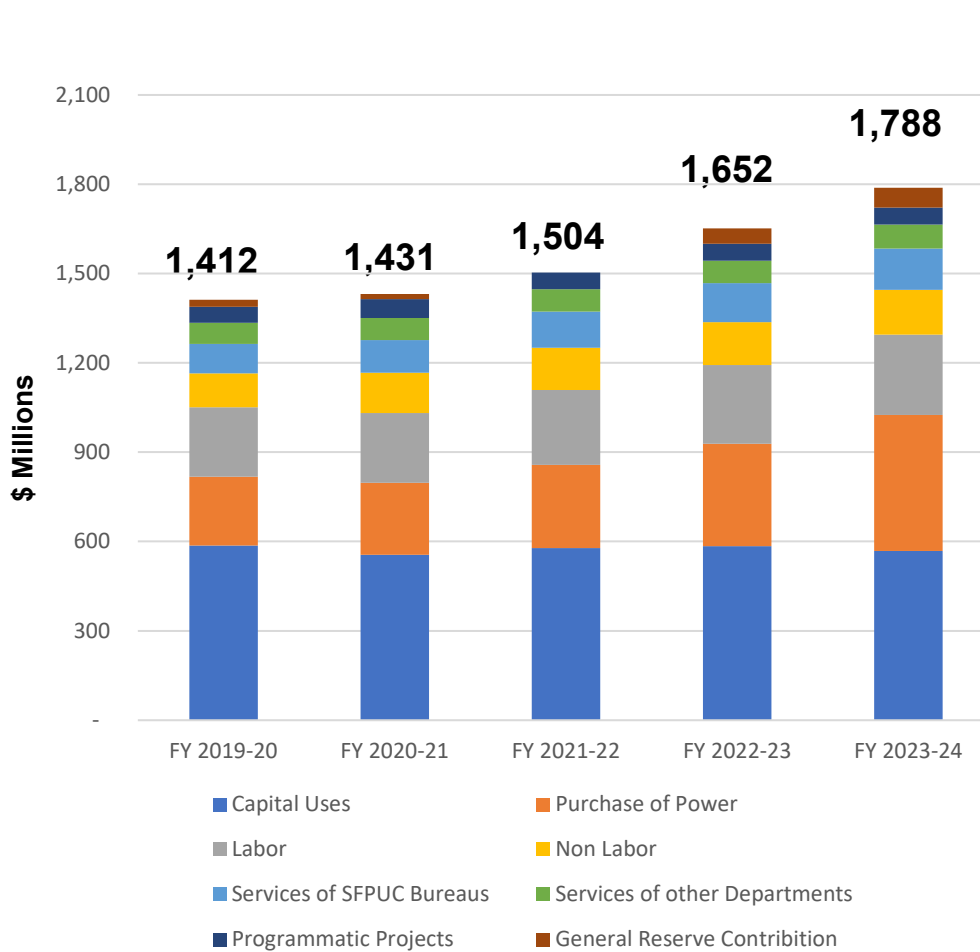


# Budget Update

---

- Fixed 2-year operating budget was adopted last year. Now making minimal mid-cycle changes
- Last year we only adopted a 1-year capital budget so we could work intensively on rightsizing our capital plan for ratepayer affordability and deliverability
- That work is done, and we reduced our capital plan by over \$1 billion
- Asking for approval of FY 23-24 Capital Budget

# Operating Budget Overview



FY 2023-24



# Midcycle Operating Budget Changes

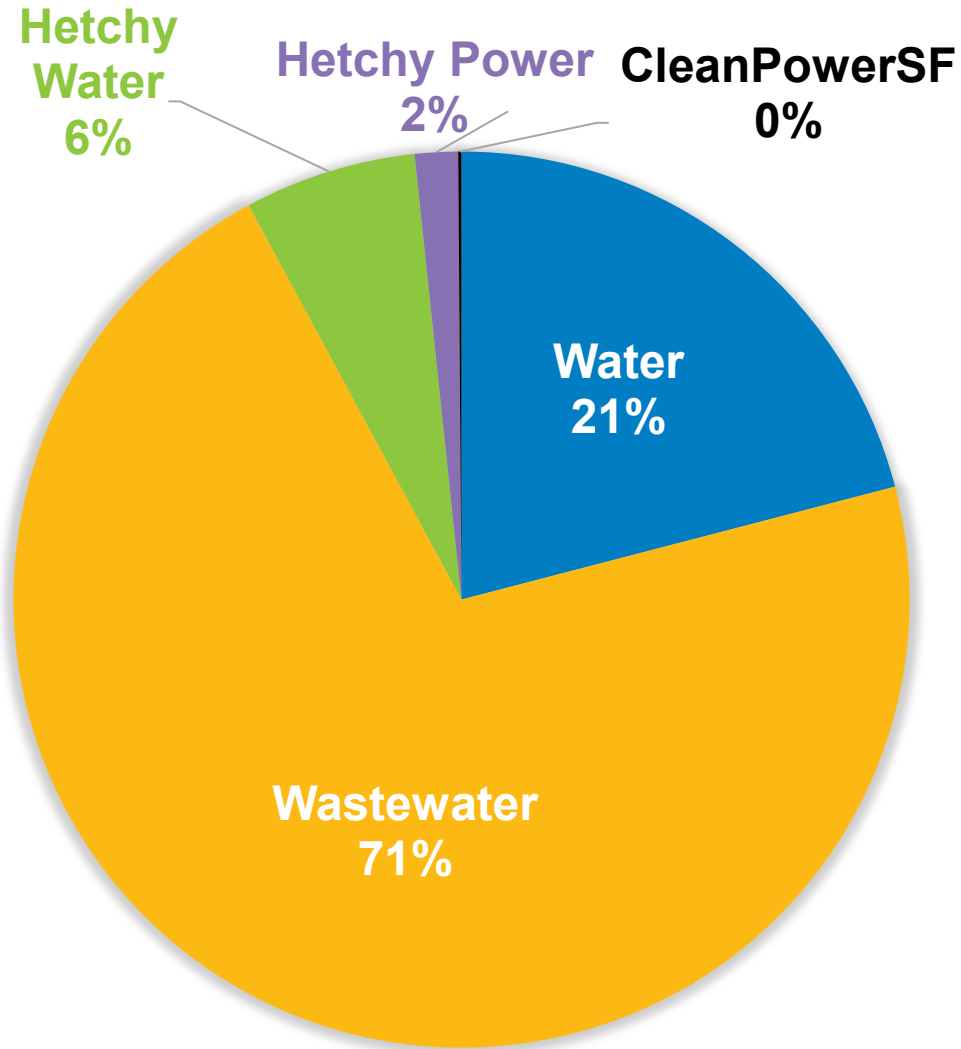
List of major changes from original FY 2023-24 budget

Item	\$
Increases in power purchase costs	123.7
Debt Service savings	(27.7)
Savings in Revenue Funded Capital	(14.2)
Increase to COWCAP	2.4
Recycled Water Plant operating costs	2.1
Mandatory Fringe Benefit increases	1.8
Other changes	(0.7)
Change in General Reserve contribution	9.3
<b>Total</b>	<b>\$97 Million</b>



# FY 2023-24 Capital Budget

\$ million	FY 23-24 Capital Budget
Water	290.0
Wastewater	985.5
Hetchy-Water	85.9
Hetchy-Local Power	21.5
CleanPowerSF	1.6
<b>Total</b>	<b>1,384.5</b>



+ Bond Financing Authorizations



# Key Capital Projects

---

- Southeast Plant Biosolids Digester Facilities
- Treasure Island Wastewater Treatment
- Repair and replacement of sewer and water mains
- Folsom and Lower Alemany stormwater upgrades
- Mountain Tunnel Improvements
- San Joaquin Pipeline Life Extension
- Sunol Valley Treatment Plant Improvements
- Millbrae Yard Improvements
- Redevelopment Power Distribution
- Public Power Expansion





# Constraining Costs

---

- Capital is largest – and growing – share of operating costs
- Growing power purchase costs put pressure on Power's rates

## Cost saving measures:

- No rate increases in FY 2022-23 in response to pandemic
- Massive agency-wide effort over last year to prioritize capital plan
  - Reduced 10-year capital plan by **over a billion dollars** compared to prior plan
- Successfully applying for low-interest state and federal loans
  - Results in interest savings vs. issuing our own bonds
  - \$2.4 billion in executed loans and grants, resulting in potential projected **savings of up to \$1.5 billion**
  - \$804 million in additional loan applications pending



# SFPUC Capital Supplemental and Debt Authorization Legislation

---

1. [File 230656](#): AAO Amendment for the SFPUC FY 2023-2024 Operating Budget
2. [File 230652](#): Supplemental Appropriations for the Hetch Hetchy Water & Power Capital Program
3. [File 230653](#): Supplemental Appropriations for CleanPowerSF Capital Program
4. [File 230654](#): Supplemental Appropriations for Water Capital Program
5. [File 230655](#): Supplemental Appropriations for Wastewater Capital Program
6. [File 230665](#): Authorization to issue Water Revenue Bonds
7. [File 230666](#): Authorization to issue Wastewater Revenue Bonds
8. [File 230667](#): Authorization to issue Power Revenue Bonds

# Questions?



Attachment A - Water Enterprise

Authority		Funding Source					FY 2023-24	
Roll Up	Authority ID	Project	Activity	Dept.	Fund	Account	Description of Appropriation or Fund	(Revised)
17731	17731	10026501	0001	232396	26418	480111	Proceeds from Sale of Bonds	184,090,089
17731	17731	10026501	0001	232396	26419	480111	Proceeds from Sale of Bonds	97,811,259
19133	15680	10015493	0001	232396	26603	495030	Water Enterprise Revenue	25,000,000
19133	15680	10015493	0001	232396	25960	495030	Water Enterprise Revenue	20,579,658
19063	15526	10015134	0001	232396	26510	479993	Water Capacity Fees	4,797,000
<b>TOTAL - Funding Source</b>								<b>332,278,006</b>

Authority		Use of Funds					FY 2023-24	
Roll Up	Authority ID	Project	Activity	Dept.	Fund	Account	Description of Appropriation or Fund	(Revised)
<b>Regional Water</b>								
19056	15479	10015056	0001	232421	26418	567000	Regional Water Treatment Program	150,892,971
19056	15479	10015056	0001	232421	26603	584030	Regional Water Treatment Program	2,164,877
19058	15492	10015089	0001	232421	26603	584030	Water Supply and Storage	4,764,596
19059	15499	10015102	0001	232421	26603	584030	Watersheds and Land Management	12,158,483
19060	15513	10015117	0001	232421	26603	584030	Communications and Monitoring	1,998,767
19061	15516	10015123	0001	232421	26418	567000	Buildings & Ground Regional	5,583,605
19061	15516	10015123	0001	232421	26603	584030	Buildings & Ground Regional	3,513,277
19069	15549	10015233	0001	232421	26603	584030	Long Term Monitoring & Permit Program	400,000

<b>Local Water</b>								
80119	20711	10034505	0001	232406	26419	567000	Water Supply Projects Local	2,336,692
19063	15531	10015134	0001	232406	26510	584030	Local Water Conveyance/Distribution	4,797,000
19063	15531	10015134	0001	232406	25960	584030	Local Water Conveyance/Distribution	16,746,216
19063	15531	10015134	0001	232406	26419	567000	Local Water Conveyance/Distribution	66,246,594
19065	22139	10038792	0001	232406	25960	584030	System Monitoring & Control	3,833,442
19066	15538	10015222	0001	232406	26419	567000	Local Reservoir & Tank Improvements	10,582,000
19067	15543	10015227	0001	232406	26419	567000	Pump Station Improvements	859,859
19112	15612	10015425	0001	232406	26419	567000	Automated Meter Reading System	3,114,425
<b>TOTAL - Project Costs</b>								<b>289,992,804</b>

17731	17731	10026501	0001	232396	26418	573110	Financing Cost	27,208,515
17731	17731	10026501	0001	232396	26418	581130	Controller's Audit Fund	312,953
17731	17731	10026501	0001	232396	26418	567000	Revenue Bond Oversight Committee	92,045
<b>TOTAL - Regional Financing/Other Cost</b>								<b>27,613,513</b>

17731	17731	10026501	0001	232396	26419	573110	Financing Cost	14,456,504
17731	17731	10026501	0001	232396	26419	581130	Controller's Audit Fund	166,279
17731	17731	10026501	0001	232396	26419	567000	Revenue Bond Oversight Committee	48,906
<b>TOTAL - Local Financing/Other Cost</b>								<b>14,671,689</b>

17731	17731	10026501	0001	232396	26603	581130	Controller's Audit Fund	0
17731	17731	10026501	0001	232396	25960	581130	Controller's Audit Fund	0
17731	17731	10026501	0001	232396	26510	581130	Controller's Audit Fund	0

<b>TOTAL - Use of Funds</b>								<b>332,278,006</b>
-----------------------------	--	--	--	--	--	--	--	--------------------

Attachment A - Wastewater Enterprise

Funding Source

Authority								FY 2023-24
Roll Up	Authority ID	Project	Activity	Dept	Fund	Account	Description of Appropriation or Fund	(Revised)
19471	17732	10026508	0001	229267	20720	480111	Proceeds Sale of Bonds	915,923,953
19471	17732	10026508	0001	229267	20707	480111	Proceeds Sale of Bonds	131,364,333
19141	15722	10031235	0001	229267	20550	495022	Wastewater Enterprise Revenue	81,338,116
19141	15722	10031235	0001	229267	20530	479993	Wastewater Capacity Fee	13,971,000
<b>TOTAL - Funding Source</b>								<b>1,142,597,402</b>

Use of Funds

Authority								FY 2023-24
Roll Up	Authority ID	Project	Activity	Dept	Fund	Account	Description of Appropriation or Fund	(Revised)
19142	15733	10029731	0002	229267	20720	567000	SSIP Program-Wide Management	18,000,000
19142	15728	10015795	0001	229267	20720	567000	Biosolids Digester Project	535,788,474
19142	15735	10026823	0001	229267	20720	567000	Treatment Plants - Southeast	47,996,135
19142	15736	10015813	0001	229267	20720	567000	Treatment Plants - Other	25,443,455
<b>SSIP - Treatment Facilities Program</b>								<b>609,228,064</b>
19142	15726	10015791	0001	229267	20720	567000	Collection System Improvements	83,121,607
<b>SSIP - Sewer/Collection System Program</b>								<b>83,121,607</b>
19142	15729	10002780	0001	229267	20720	567000	Green Infrastructure Projects	24,836,303
19142	15730	10015801	0001	229267	20720	567000	Flood Resilience-Hydraulic	43,349,386
<b>SSIP - Storm Water/Flood Control Program</b>								<b>68,185,689</b>
<b>TOTAL - SSIP</b>								<b>778,535,360</b>
19141	15722	10031235	0001	229267	20550	584030	R & R Collection System	74,975,947
19141	15722	10031235	0001	229267	20530	584030	R & R Collection System	13,971,000
19141	15724	10031247	0001	229267	20550	584030	R & R Collection System	6,199,493
19134	15707	10015546	0001	229267	20707	567000	WW Treasure Island Capital Improvements	111,659,683
<b>TOTAL - Non SSIP</b>								<b>206,806,123</b>
<b>TOTAL - Project Costs</b>								<b>985,341,483</b>
19471	17732	10026508	0001	229267	20720	573110	Financing Costs	135,373,560
19471	17732	10026508	0001	229267	20720	581130	Controller's Audit Fund	1,557,071
19471	17732	10026508	0001	229267	20720	567000	Revenue Bond Oversight Committee	457,962
<b>TOTAL - SSIP Financing/Other Costs</b>								<b>137,388,593</b>
19471	17732	10026508	0001	229267	20707	573110	Financing Costs	19,415,648
19471	17732	10026508	0001	229267	20707	581130	Controller's Audit Fund	223,320
19471	17732	10026508	0001	229267	20707	567000	Revenue Bond Oversight Committee	65,682
<b>TOTAL - Non-SSIP Financing/Other Costs</b>								<b>19,704,650</b>
19471	17732	10026508	0001	229267	20550	581130	Controller's Audit Fund	162,676
19471	17732	10026508	0001	229267	20530	581130	Controller's Audit Fund	0
<b>TOTAL - Use of Funds</b>								<b>1,142,597,402</b>

Attachment A - Hetchy Hetchy

Funding Source

Authority Roll Up	Authority ID	Project	Activity	Dept.	Fund	Account	Description of Appropriation or Fund	FY 2023-24 (Revised)
15366	15366	10014121	0001	231621	25337	480111	Proceeds from Sale of Bonds	17,070,463
15366	15366	10014121	0001	231621	25337	480111	Proceeds from Sale of Bonds	23,960,904
15366	15366	10014121	0001	231621	26602	480111	Proceeds from Sale of Bonds	77,084,105
15405	15405	10014672	0001	231621	24990	495029	Hetch Hetchy Revenue	5,015,000
15404	15404	10014665	0001	298648	24990	479988	Cap and Trade Revenue	890,000
<b>TOTAL</b>								<b>124,020,472</b>

Use of Funds

Authority Roll Up	Authority ID	Project	Activity	Dept.	Fund	Account	Description of Appropriation or Fund	FY 2023-24 (Revised)
80427	22141	10014226	0001	298648	25337	567000	Distribution Services Retail	9,122,894
15377	15377	10014281	0001	298648	24990	584030	Streetlight Replacement	2,815,000
15404	15404	10014665	0001	298648	24990	584030	General Fund Energy Efficiency	890,000
15383	15383	10034512	0001	298648	24990	584030	Public Power Expansion Project	2,200,000
15383	15383	10034512	0001	298648	25337	567000	Public Power Expansion Project	5,387,000

<b>TOTAL - Power</b>	<b>20,414,894</b>
----------------------	-------------------

15363	15363	10014065	0001	298646	26602	567000	Hetchy Water - Water Infrastructure	48,857,770
15365	15365	10014093	0001	298646	26602	567000	Hetchy Joint Projects - Water	16,663,719
15365	15365	10014093	0001	298646	25337	567000	Hetchy Joint Projects - Power	20,366,768

<b>TOTAL - Water</b>	<b>85,888,257</b>
----------------------	-------------------

<b>TOTAL - Project Costs</b>	<b>106,303,151</b>
------------------------------	--------------------

15366	15366	10014121	0001	298646	26602	573110	Hetchy Water Financing Costs	11,393,031
15366	15366	10014121	0001	298646	26602	581130	Controller's Audit Fund	131,043
15366	15366	10014121	0001	298646	26602	567000	Revenue Bond Oversight Committee	38,542

<b>TOTAL - Financing/Other Costs</b>	<b>11,562,616</b>
--------------------------------------	-------------------

15366	15366	10014121	0001	298647	25337	573110	Hetchy Power Financing Costs	6,134,189
15366	15366	10014121	0001	298647	25337	581130	Controller's Audit Fund	0
15366	15366	10014121	0001	298647	25337	567000	Revenue Bond Oversight Committee	20,516

<b>TOTAL - Financing/Other Costs</b>	<b>6,154,705</b>
--------------------------------------	------------------

15366	15366	10014121	0001	298646	24990	581130	Controller's Audit Fund	0
-------	-------	----------	------	--------	-------	--------	-------------------------	---

<b>TOTAL - Use of Funds</b>	<b>124,020,472</b>
-----------------------------	--------------------

Authority Roll Up	Authority ID	Project	Activity	Dept.	Fund	Account	De-Appropriation or Fund	
15371	15371	10014221	0001	298648	25353	567000	Alice Griffith/Candlestick Point	(7,814,332)
15391	15391	10014576	0001	298648	25353	567000	Treasure Island Capital Improvement	(1,707,065)
15391	15391	10014576	0001	298648	25337	567000	Treasure Island Capital Improvement	(8,915,086)
<b>Total-Uses of Fund</b>								<b>(18,436,483)</b>

Authority Roll Up	Authority ID	Project	Activity	Dept.	Fund	Account	Re-Appropriation or Fund	
80427	22141	10014221	0001	298648	25353	567000	Alice Griffith/Candlestick Point	7,814,332
80427	22142	10014576	0001	298648	25353	567000	Treasure Island Capital Improvement	1,707,065
80427	22142	10014576	0001	298648	25337	567000	Treasure Island Capital Improvement	8,915,086
<b>Total-Uses of Fund</b>								<b>18,436,483</b>

Authority Roll Up	Authority ID	Project	Activity	Dept.	Fund	Account	De-Appropriation or Fund	
15378	15378	10014335	0001	298646	24990	584030	Rim Fire	6,935,994.48

Authority Roll Up	Authority ID	Project	Activity	Dept.	Fund	Account	Re-Appropriation or Fund	
10000	10000	10029992	0004	231621	24970	598040	Hetchy Operating Fund Balance	6,935,994.48

Attachment A - CleanPowerSF

Funding Source

Authority Roll Up	Authority ID	Project	Activity	Dept.	Fund	Account	Description of Appropriation or Fund	FY 2023-24
80233	21297	10036187	0001	198644	24761	495045	ITI from CleanPowerSF Funds	759,000
80444	22235	10038863	0001	198644	25160	479902	Other Revenues	848,220
<b>TOTAL-Source of Fund</b>								<b>1,607,220</b>

Use of Funds

Authority Roll Up	Authority ID	Project	Activity	Dept.	Fund	Account	Description of Appropriation or Fund	FY 2023-24
80233	21785	10036106	0001	198644	24761	584030	Local Renewable Energy Program	759,000
80444	22235	10038863	0001	198644	25160	584030	DAC Solar Program	848,220
<b>Total-Uses of Fund</b>								<b>1,607,220</b>

## REQUEST FOR SUPPLEMENTAL APPROPRIATION

**DEPARTMENT:** SFPUC – Hetch Hetchy Enterprise      **DATE:** 5/11/2023

To the Mayor:

Request is hereby made for supplemental appropriation from the following appropriation(s) or fund(s) in the amount(s) indicated;

APPROPRIATION NUMBER	DESCRIPTION OF APPROPRIATION OR FUND	AMOUNT
Fund Department ID Authority Project Activity Account	<b>See Attachment A</b>	

to the credit of the following appropriation(s) or fund(s) in the amount(s) indicated:

APPROPRIATION NUMBER	DESCRIPTION OF APPROPRIATION OR FUND	AMOUNT
Fund Department ID Authority Project Activity Account	<b>See Attachment A</b>	

There are no surpluses in any of this department's appropriations available for transfer for the requested purpose(s). Complete detail as to the necessity for THIS appropriation is stated in attached letter.

**APPLICABLE BOXES MUST BE CHECKED**

- This request included capital projects (s.o. 06700 OR 06700); a separate copy has been sent to the Chair, Capital Improvement Advisory Committee.
- These funds have not been previously requested.
- These funds were previously requested by:
 

( ) <i>Supplemental Appropriation</i>	or	( ) <i>Budget Estimate</i>	and were
( ) <i>reduced</i> or	( ) <i>denied</i>	by The Mayor, or The Board of Supervisors.	

**CERTIFIED AS TO FACTS AND AMOUNTS AS ABOVE STATED, AND**

**RECOMMENDED:** \_\_\_\_\_ (Department Head)  
*Nancy L. Hom*  
 Nancy L. Hom, AGM Business Services, SFPUC

**APPROVED:** \_\_\_\_\_ (Board or Commission)  
*Dennis Herrera*  
 Dennis Herrera, General Manager, SFPUC

Recorded Controller's Budget Division

By: \_\_\_\_\_ Date: \_\_\_\_\_ Request No. \_\_\_\_\_

**FOR MAYOR'S USE**

To the Controller:

The above request meets with my approval; as indicated above. You are hereby requested to prepare the necessary appropriation ordinance.

**APPROVED:**  
Mayor London N. Breed      BY: \_\_\_\_\_      DATE: \_\_\_\_\_



OFFICE OF THE MAYOR  
SAN FRANCISCO



RECEIVED  
LONDON N. BREED  
SAN FRANCISCO MAYOR  
2023 MAY 32 9:05 AM  
PH 2:31  
BY *[Signature]*

To: Angela Calvillo, Clerk of the Board of Supervisors  
From: Anna Duning, Mayor's Budget Director  
Date: June 1, 2023  
Re: Mayor's FY 2023-24 and FY 2024-25 Budget Submission

---

Madam Clerk,

In accordance with City and County of San Francisco Charter, Article IX, Section 9.100, the Mayor's Office hereby submits the Mayor's proposed budget by June 1<sup>st</sup>, corresponding legislation, and related materials for Fiscal Year (FY) 2023-24 and FY 2024-25.

In addition to the Mayor's Proposed FY 2023-24 and FY 2024-25 Budget Book, the following items are included in the Mayor's submission:

- The Annual Appropriation Ordinance and Annual Salary Ordinance, along with Administrative Provisions
- The proposed budget for the Office of Community Investment and Infrastructure for FY 2023-24
- The Airport Annual Salary Ordinance Supplemental for FY 2023-24
- The Port of San Francisco Annual Salary Ordinance Supplemental for FY 2023-24 and Annual Appropriation Ordinance Supplemental for FY 2023-24
- The Public Utilities Commission Capital Budget for FY 2023-24 and Annual Appropriation Ordinance Supplemental for FY 2023-24
- 34 separate pieces of trailing legislation (see list attached)
- A Transfer of Function letter detailing the transfer of positions from one City department to another
- An Interim Exception letter
- A letter addressing funding levels for nonprofit corporations or public entities for the coming two fiscal years
- Memo to the Board President requesting for 30-day rule waivers on ordinances

Please note the following:

- Technical adjustments to the June 1 budget are being prepared, but are not submitted with this set of materials.

Sincerely,

*[Signature]*  
Anna Duning  
Mayor's Budget Director

cc: Members of the Board of Supervisors  
Budget & Legislative Analyst's Office  
Controller

RECEIVED  
BOARD OF SUPERVISORS  
SAN FRANCISCO  
2023 JUN - 1 PM 2:34  
BY *[Signature]*

<b>DEPT</b>	<b>Item</b>	<b>Description</b>	<b>Type of Legislation</b>	<b>File #</b>
ADM	Code Amendment	Amending the Administrative Code to eliminate the Annual Joint Fundraising Drive	Ordinance	230648
ADM	Code Amendment	Amending the Administrative and Environment Codes to reduce reporting burdens, so as to update insurance manuals when requested or necessary, instead of on an annual basis, and eliminating some scheduled reports	Ordinance	230647
ADM	Code Amendment	Amending the Administrative Code relating to Technology Commodities and Services Procurements, to eliminate the Tech Marketplace fee	Ordinance	230649
ADM	Continuing Prop J	City Administrator's Office convention facility management services, Real Estate custodial services, and Fleet and Real Estate security services	Resolution	230672
BOS	Continuing Prop J	Board of Supervisors Budget and Legislative Analyst Services for FY 2023-24	Resolution	230672
CON	Access Line Tax (ALT) Tax Rates	Sets Access Line Tax in line with 2023 Consumer Price Index. Revenues assumed in budget.	Ordinance	230676
CON	Neighborhood Beautification Fund	Neighborhood Beautification and Graffiti Clean-Up Fund Option (now known as the Community Challenge Grant Program)	Ordinance	230668
DBI	Department of Building Inspection Fee Changes	Changing the fee structure for DBI fees that are charged for permitting and inspection	Ordinance	230658
DEC	Early Care and Education Commercial Rents Tax Baseline	Amending the baseline funding requirements for early care and education programs to enable the City to use Early Care and Education Commercial Rents Tax revenues for those programs	Ordinance	230661
DEC	Early Care and Education, Commercial Rents Tax Deductions	Amending the Business and Tax Regulations Code relating to the Early Care and Education Commercial Rents Tax Sublessor Deduction	Ordinance	230660
DEM	EMSA Fee Changes	Updating medical services fees due to annual adjustments for the purposes of funding trauma and pediatric centers. Fees also required for certain additional services.	Ordinance	230659

DPH	Patient Rates	Amending the Health Code to set patient rates and rates for other services provided by the Department of Public Health.	Ordinance	230662
DPH	Recurring State Grants	Accept and expend for annual, recurring state grant funds.	Resolution	230677
DPH	Managed Care Rates	Amending the Health Code to set managed care rates provided by the Department of Public Health.	Ordinance	230650
DPH	Public Health Foundation MOU	MOU between DPH and San Francisco Public Health Foundation to establish roles and responsibilities for purposes of fundraising and capital projects	Resolution	230673
DPH	Hospital Foundation MOU	MOU between DPH and San Francisco General Hospital Foundation to establish roles and responsibilities for purposes of fundraising and capital projects	Resolution	230674
DPH	Mobile Crisis Grant	Grant agreement between DPH and Advocates for Human Potential Inc. for anticipated revenue that support behavioral health mobile crisis and non-mobile crisis services	Resolution	230679
DPH	Continuing Prop J	Department of Public Health Security Services	Resolution	230672
DPW	Continuing Prop J	Department of Public Works Security Services for FY 2023-24	Resolution	230672
ECN	Contract Amendment - MidMarket Foundation	Contract amendment to reflect budgeted funding levels for the Mid-Market Foundation - Mid-Market/Tenderloin Community-Based Safety Program	Resolution	230681
ECN	Contract Amendment – San Francisco Tourism Improvement District Management Corporation	Contract amendment to reflect budgeted funding levels for the San Francisco Tourism Improvement District Management Corporation – Downtown Welcome Ambassador Program	Resolution	230680
ECN	Film Commission Fee Changes	Increase of filming fees for the SF Film Commission	Ordinance	230651
HOM	CAAP Legislation	Annual legislation for CAAP housing, required if appropriations for HSH fund exceed \$11.9 million, including expenditure details and explanation of benefits provided	Resolution	230675
HOM	Continuing Prop J	Homelessness and Supportive Housing security services	Resolution	230672

HSA	Continuing Prop J	Human Services Agency Security Services for FY 2023-24	Resolution	230672
HSH/ DPH	Funding Reallocation - Our City, Our Home Homelessness Gross Receipts Tax	Ordinance reallocating approximately \$60,000,000 in unencumbered revenues from the Our City, Our Home Fund to allow the City to use revenues from the Homelessness Gross Receipts Tax to provide services to prevent homelessness.	Ordinance	230657
LIB	Friends of the Library A&E	Annual Accept & Expend legislation for the SFPL's Friends of the Library Fund	Resolution	230678
MOHCD	Continuing Prop J	Mayor's Office of Housing and Community Development security services for undeveloped real property	Resolution	230672
OCII	OCII Interim Budget Resolution	OCII Interim Budget Resolution	Resolution	230670
	Citywide Tax Changes	Gross Receipts Tax Rate Increase Postponement and Credits for Opening City Location	Ordinance (Introduced)	File No. 230155
REG	Continuing Prop J	Department of Elections Envelope Assembly Services for FY 2023-24	Resolution	230672
REG	Ballot Arguments Opt-Out	Legislation for CCSF opt out of arguments on ballots required in AB 1416	Ordinance	230663
SHF	Continuing Prop J	Sheriff's Department County Jails Food Services for FY 2023-24	Resolution	230672
TTX	First Year Free	Continues waiving certain small business first-year permit, license, and business registration fees	Ordinance	230664

OFFICE OF THE MAYOR  
SAN FRANCISCO



LONDON N. BREED  
MAYOR

TO: Aaron Peskin, President of the Board of Supervisors; Angela Calvillo, Clerk of  
the Board of Supervisors  
FROM: Tom Paulino  
RE: 30-day Waiver Request for 7 Ordinances Related to Budget  
DATE: June 2, 2023

---

A formal request to waive the 30-day hold on the following 7 ordinances introduced along with the budget on Thursday, June 1, 2023:

- Interim AAO
- Interim ASO
- Proposed AAO
- Proposed ASO
- Airport ASO Supplemental
- Port ASO Supplemental
- PUC Capital Budget and AAO Supplemental

Should you have any questions, please contact Tom Paulino at 415-554-6153.

President, District 3  
BOARD of SUPERVISORS



City Hall  
1 Dr. Carlton B. Goodlett Place, Room 244  
San Francisco, CA 94102-4689  
Tel. No. 554-7450  
Fax No. 554-7454  
TDD/TTY No. 544-6546

**Aaron Peskin**

---

---

**PRESIDENTIAL ACTION**

Date:

To: Angela Calvillo, Clerk of the Board of Supervisors

---

---

Madam Clerk,

Pursuant to Board Rules, I am hereby:

Waiving 30-Day Rule (Board Rule No. 3.23)

File No.

(Primary Sponsor)

Title.

Transferring (Board Rule No 3.3)

File No.

(Primary Sponsor)

Title.

From:

Committee

To:

Committee

Assigning Temporary Committee Appointment (Board Rule No. 3.1)

Supervisor:

Replacing Supervisor:

For:

Meeting

(Date)

(Committee)

Start Time:

End Time:

Temporary Assignment: Partial

Full Meeting

---

Aaron Peskin, President  
Board of Supervisors

**Board of Supervisors  
Legislation Introduced**

<b>Legislation Introductions - 6/6/23</b>					
<b>Number</b>	<b>Requests or IA</b>	<b>File No.</b>	<b>Sponsor</b>	<b>File Type</b>	<b>Description</b>
	30-Day	<b>230642</b>	Mayor	O	Proposed Interim Budget and Annual Appropriation Ordinance (AAO)
	30-Day	<b>230643</b>	Mayor	O	Proposed Interim Annual Salary Ordinance (ASO)
	30-Day	<b>230644</b>	Mayor	O	Proposed Budget and Annual Appropriation Ordinance (AAO)
	30-Day	<b>230645</b>	Mayor	O	Proposed Annual Salary Ordinance (ASO)
	30 Day Waiver	<b>230646</b>	Mayor	O	Admin Code - Minimum Compensation Ordinance
	30 Day Waiver	<b>230647</b>	Mayor	O	Admin & Environment Codes - Reducing Reporting Burdens
	30 Day Waiver	<b>230648</b>	Mayor	O	Admin Code - Eliminating Annual Joint Fundraising Drive
	30 Day Waiver	<b>230649</b>	Mayor	O	Admin Code - Technology Commodities and Services Procurements
	30 Day Waiver	<b>230650</b>	Mayor	O	Admin Code - DPH Managed Care Contracts
	30 Day Waiver	<b>230651</b>	Mayor	O	Admin Code - Film Commission Programs
	30-Day	<b>230652</b>	Mayor	O	Appropriation - \$124,020,472 in Proceeds from Revenue Bonds, Hetch Hetchy Revenue, Cap and Trade Allowance - FY 2023-24
	30-Day	<b>230653</b>	Mayor	O	Appropriation - Proceeds from CleanPowerSF Revenue and CPUC Grant Funds for CleanPowerSF Capital Improvements - \$1,607,220 - FY2023-24
	30-Day	<b>230654</b>	Mayor	O	Appropriation - \$332,278,006 in Proceeds from Revenue Bonds, State Loan or Grant Funds, Water Revenues, and Water Capacity Fees - FY2023-24
	30-Day	<b>230655</b>	Mayor	O	Appropriation - Proceeds from Revenue Bonds, State Loans or Grant Funds, Wastewater Revenues, and Wastewater Capacity Fees for Wastewater Capital Improvements - \$1,142,597,402 - FY2023-24
	30-day	<b>230656</b>	Mayor	O	Appropriation - Port Commission - \$501,908 - PUC - \$97,057,341 - FY2023-24
	30 Day Waiver	<b>230657</b>	Mayor	O	Funding Reallocation - Our City, Our Home Homelessness Gross Receipts Tax
	30 Day Waiver	<b>230658</b>	Mayor	O	Building Code - Fees
	30 Day Waiver	<b>230659</b>	Mayor	O	Business & Tax Regulations, Health Codes - Emergency Medical Services Fees
	30 Day Waiver	<b>230660</b>	Mayor	O	Business & Tax Regulations Code - Early Care and Education Commerical Rents Tax Sublessor Deduction
	30 Day Waiver	<b>230661</b>	Mayor	O	Business & Tax Regulations Code - Early Care and Education Commerical Rents Tax Baseline
	30 Day Waiver	<b>230662</b>	Mayor	O	Health Code - Patient Rates for FY 2023-24 and 2024-25
	30 Day Waiver	<b>230663</b>	Mayor	O	Municipal Elections Code - Supporters and Opponents in Ballot Questions for Local Measures
	30 Day Waiver	<b>230664</b>	Mayor	O	Business & Tax Regulations Code - Waiver of Permit, License, and Business Registration Fees for Certain Small Businesses

**Board of Supervisors  
Legislation Introduced**

<b>Legislation Introductions - 6/6/23</b>					
<b>Number</b>	<b>Requests or IA</b>	<b>File No.</b>	<b>Sponsor</b>	<b>File Type</b>	<b>Description</b>
	30-Day	<b>230665</b>	Mayor	O	SFPUC Water Revenue Bond and Other Forms of Indebtedness Issuance - NTE \$358,985,453
	30-Day	<b>230666</b>	Mayor	O	SFPUC Wastewater Revenue Bond Issuance - NTE \$1,047,288,286
	30-Day	<b>230667</b>	Mayor	O	SFPUC Power Revenue Bond and Other Forms of Indebtedness Issuance - NTE \$41,031,367
	30 Day Waiver	<b>230668</b>	Mayor	O	Neighborhood Beautification and Graffiti Clean-Up Fund Tax Designation Ceiling
	30-Day	<b>230669</b>	Mayor	O	Public Employment - Amendment to the Salary Ordinance for the Port Commission and the Airport Commission - FY2023-24



OFFICE OF THE MAYOR  
SAN FRANCISCO



LONDON N. BREED  
MAYOR

TO: Angela Calvillo, Clerk of the Board of Supervisors  
FROM: Tom Paulino, Liaison to the Board of Supervisors  
RE: Appropriation - \$124,020,472 in Proceeds from Revenue Bonds, Hetch Hetchy Revenue, Cap and Trade Allowance for Hetch Hetchy Water and Power Capital Improvements – FY2023-2024  
DATE: June 1, 2023

---

**Ordinance appropriating a total of \$124,020,472 of Hetch Hetchy revenue, Cap and Trade Revenue and Power and Water Revenue Bonds for the San Francisco Public Utilities Commission (SFPUC) Hetch Hetchy Capital Improvement Program for Fiscal Year (FY) 2023-2024; and placing \$41,031,367 of Power Bonds and \$77,084,105 of Water Bonds by project on Controller's Reserve subject to the Controller's certification of funds availability, including proceeds of indebtedness, and for construction related expenditures (excluding program management, planning and design) for these projects, as applicable, is also subject to the prior occurrence of the SFPUC's and the Board of Supervisors' discretionary adoption of California Environmental Quality Act (CEQA) Findings for projects, following review and consideration of completed project related environmental analysis, where required, in Fiscal Year (FY) 2023-2024.**

Should you have any questions, please contact Tom Paulino at 415-554-6153.

